



PACKERS

GREEN BAY PACKERS
MEDIA GUIDE | 2017

2017 MEDIA GUIDE

DETAILED INDEX - ON PAGES 624-629

| | |
|-----------------------|--------------------|
| 2017 Packers Schedule | inside front cover |
| Club Information | 4 |

PACKERS IN THE COMMUNITY

| | |
|-------------------------------|----|
| Community Involvement Mission | 6 |
| Green Bay Packers Foundation | 12 |

ADMINISTRATION & COACHING STAFF

| | |
|------------------------------------|----|
| Staff Directory | 2 |
| Administration Biographies | 14 |
| Executive Committee | 31 |
| Coach Biographies | 32 |
| Player Personnel Staff Biographies | 66 |
| Football Support Staff Biographies | 71 |
| Staff Photos | 77 |

THE PLAYERS

| | |
|--|-----|
| Veteran Player Biographies | 84 |
| 2017 Draft Choice Biographies | 262 |
| Other Free Agent/First-Year Player Biographies | 283 |
| 2017 Roster by Position | 300 |
| Pronunciation Guide | 300 |
| 2017 Alphabetical Roster | 301 |
| 2017 Numerical Roster | 302 |
| How the Packers Were Built | 303 |

2016 SEASON IN REVIEW

| | |
|--|-----|
| Results | 305 |
| Regular-Season Statistics | 306 |
| Defensive/Special Teams Statistics, Regular Season | 307 |
| Game-By-Game Statistics, Team | 308 |
| Participation Chart, Regular Season | 309 |
| Postseason Statistics | 310 |
| Participation Chart, Postseason | 311 |
| Game Summaries | 312 |
| Transactions (June 17, 2016 – June 15, 2017) | 331 |
| NFL Final Standings | 332 |

RECORDS & CHAMPIONSHIPS

| | |
|---|-----|
| Packers Individual Records | 334 |
| Packers Opponent Individual Records | 351 |
| Packers Team Records | 352 |
| Lambeau Field Records | 367 |
| The Last Time | 368 |
| Annual Individual Leaders | 371 |
| Annual Team Statistics | 379 |
| Select Seasons | 381 |
| Outstanding Performers | 384 |
| Career Passing, Rushing & Receiving Leaders | 387 |
| All-Time Scoring | 388 |
| Thirteen Times World Champions | 480 |
| Super Bowl Story | 481 |
| Super Bowl Ring History | 489 |
| Packers in the Playoffs | 491 |
| Playoff Game Summaries | 492 |
| Individual Playoff Records | 508 |
| Team Playoff Records | 511 |
| All-Time Coaching Records | 551 |
| Attendance Records | 607 |

HONORS

| | |
|--|-----|
| Packers in the Wisconsin Athletic Hall of Fame | 370 |
| Packers in the Pro Football Hall of Fame | 515 |
| Packers Hall of Famers, Green Bay | 519 |
| All-Pro Selections | 520 |
| NFL Awards | 522 |
| Pro Bowl Selections | 523 |
| Packers All-Time Teams | 539 |
| Retired Packers Numbers | 548 |

ALL-TIME RESULTS

| | |
|--|-----|
| Results by Team | 391 |
| Results vs. Defunct Teams | 391 |
| Results by Season, 1919-39 | 398 |
| Results by Season, 1940-2016 | 401 |
| Results by Season, Summary | 478 |
| All-Time W-L Record | 479 |
| Largest Point Margins | 479 |
| Monday Night Football/Prime-Time Games | 524 |
| Thanksgiving Day | 525 |
| Overtime Games | 525 |
| Preseason Games | 526 |
| Charity Games | 530 |

ORIGINS

| | |
|---------------------------------------|-----|
| The Packers Story | 531 |
| Packers Chronology | 538 |
| Curly Lambeau, Biography | 545 |
| Don Hutson, Biography | 546 |
| Vince Lombardi, Biography | 547 |
| Shareholder and Financial History | 549 |
| Other Homes of the Packers, 1919-1994 | 607 |

TEAMS PAST

| | |
|------------------------------|-----|
| First-Round Draft Choices | 282 |
| Head Coaches | 551 |
| Assistant Coaches | 552 |
| All-Time Alphabetical Roster | 554 |
| All-Time Uniform Numbers | 564 |
| All-Time Drafts | 577 |
| All-Time Practice Squad | 591 |

LAMBEAU FIELD

| | |
|----------------------|-----|
| Stadium Records | 367 |
| Hallowed Ground | 600 |
| Lambeau Field Atrium | 610 |
| Titelown District | 614 |

NATIONAL FOOTBALL LEAGUE

| | |
|----------------------------|-----|
| 2017 Schedule | 616 |
| Nationally Televised Games | 618 |
| League Calendar | 619 |

MEDIA INFORMATION

| | |
|--|---------|
| Public Relations Staff, Policies, Directions | 630-632 |
|--|---------|

THE GREEN BAY PACKERS' MISSION IS TO WIN CHAMPIONSHIPS AND DELIVER EXCELLENT GUEST EXPERIENCES WHILE GUIDED BY OUR CORE VALUES.

Teamwork, Respect, Stewardship, Integrity, Excellence

THE GREEN BAY PACKERS' VISION IS TO BECOME AND REMAIN THE STANDARD OF EXCELLENCE AGAINST WHICH ALL OTHER ORGANIZATIONS IN PROFESSIONAL SPORTS ARE MEASURED.



© Copyright 2017 by the Green Bay Packers, Inc. All rights reserved.

Player biographies in this guide are as of June 15, 2017. The information in this publication has been compiled for use by the news media to aid in reporting on the Green Bay Packers. No part of this book may be reproduced or transmitted in any form or by any means, electronic or mechanical, including photocopying, recording, or by any information storage and retrieval system, without permission in writing from the Green Bay Packers, Inc.

STREET ADDRESS

Green Bay Packers, Inc.
1265 Lombardi Ave.
Green Bay, WI 54304

MAILING ADDRESS

P.O. Box 10628
Green Bay, WI 54307-0628

www.packers.com

www.lambeaufield.com

www.packersproshop.com

ADMINISTRATION

| | |
|-----------------|--|
| Mark Murphy | President and Chief Executive Officer |
| Paul Baniel | Vice President of Finance and Administration |
| Craig Benzel | Vice President of Sales and Business Development |
| Gabrielle Dow | Vice President of Marketing and Fan Engagement |
| Nicole Ledvina | Vice President of Human Resources |
| Ed Policy | Vice President and General Counsel |
| Toula Akladios | Head of Shareholder Services and Stock Transfer |
| Jerry Hanson | Staff Counsel |
| Patricia Scott | Executive Assistant to the President |
| Rhonda Borowicz | Senior Legal Assistant |
| Marissa Melli | Corporate Transactions Counsel |
| Mary Bartels | Executive Assistant – Finance |
| Julie Leung | Executive Assistant – Sales and Marketing |
| Bob Harlan | Chairman Emeritus |

FOOTBALL OPERATIONS

| | |
|-----------------|---|
| Ted Thompson | Executive Vice President, General Manager & Director of Football Operations |
| Russ Ball | Vice President of Football Administration/Player Finance |
| Matt Klein | Football Administration Coordinator |
| Adam Korzun | Director of Performance Nutrition |
| Mike Halbach | Director of Football Technology |
| Ryan Feder | Football Technology Analyst |
| Connor Lewis | Football Technology Analyst |
| Chris Gaines | Football Technology Assistant |
| Omar Young | Coaching Administrator |
| Melanie Marohl | Salary Cap Analyst |
| Linda Nuthals | Corporate Travel Manager |
| Sherry Schuldes | Manager of Family Programs |
| Lisa Waeghe | Executive Assistant – Head Coach |
| Kade Rannings | Football Administrator |

COACHING

| | |
|------------------|-------------------------------------|
| Mike McCarthy | Head Coach |
| Winston Moss | Associate Head Coach/Linebackers |
| Edgar Bennett | Offensive Coordinator |
| Dom Capers | Defensive Coordinator |
| Ron Zook | Special Teams Coordinator |
| Mark Lovat | Strength & Conditioning Coordinator |
| Brian Angelichio | Tight Ends |
| Jeff Blasko | Assistant Offensive Line |
| James Campen | Offensive Line |
| Luke Getsy | Wide Receivers |
| Scott McCurley | Assistant Linebackers |
| Tim McGarigle | Defensive Quality Control |
| Jerry Montgomery | Defensive Front Assistant |
| Darren Perry | Secondary – Safeties |
| David Raih | Offensive Perimeter |
| Jason Simmons | Assistant Special Teams |
| Ben Sirmans | Running Backs |
| Mike Trgovac | Defensive Line |
| Alex Van Pelt | Quarterbacks |
| Joe Whitt Jr. | Secondary – Cornerbacks |
| Chris Gizzi | Strength & Conditioning Assistant |
| Thadeus Jackson | Strength & Conditioning Assistant |
| Grant Thorne | Strength & Conditioning Assistant |

PLAYER PERSONNEL

| | |
|--------------------|------------------------------|
| Eliot Wolf | Director–Football Operations |
| Brian Gutekunst | Director of Player Personnel |
| Alonzo Highsmith | Senior Personnel Executive |
| Jon-Eric Sullivan | Director of College Scouting |
| John Wojciechowski | Director of Pro Personnel |
| Chad Brinker | Pro Scout |
| Richmond Williams | Pro Scout |
| Luke Benuska | Pro Scout |
| Sam Seale | West Regional Scout |
| Alonzo Dotson | College Scout |
| Joe Hueber | College Scout |

TELEPHONE NUMBERS

| | | | |
|------------------------|--------------|-------------------------|--------------|
| Main Switchboard | 920-569-7500 | Ticket Office Fax | 920-569-7101 |
| Ticket Office | 920-569-7501 | Packers Pro Shop Fax | 920-569-7151 |
| Packers Pro Shop | 920-569-7510 | Football Operations Fax | 920-569-7801 |
| Administration Fax | 920-569-7301 | Fan Information Hotline | 920-569-7502 |
| Public Relations Fax | 920-569-7201 | Hall of Fame Hotline | 920-569-7512 |
| Community Outreach Fax | 920-569-7302 | Stadium Tours Hotline | 920-569-7513 |

| | |
|------------------------|------------------------------|
| Matt Malaspina | College Scout |
| Mike Owen | College Scout |
| Charlie Peparh | College Scout |
| Charles Walls | College Scout |
| Danny Mock | College Scouting Coordinator |
| Autumn Thomas-Beenenga | Pro Personnel Coordinator |

VIDEO

| | |
|------------------|--------------------------|
| Chris Kirby | Video Director |
| Andy Muckerheide | Assistant Video Director |
| Nick Goddard | Video Assistant |

EQUIPMENT

| | |
|--------------------|-----------------------------|
| Gordon "Red" Batty | Equipment Manager |
| Tom Bakken | Assistant Equipment Manager |
| Bryan Nehring | Assistant Equipment Manager |
| Tim Odea | Equipment Assistant |
| Kevin Nelson | Equipment Assistant |

MEDICAL

| | |
|----------------------|--|
| Bryan Engel | Head Athletic Trainer |
| Pepper Burruss | Director of Sports Medicine Administration |
| Dr. Patrick McKenzie | Team Physician |
| Dr. John Gray | Associate Team Physician |
| Dr. Robert Anderson | Associate Team Physician |
| Dr. James Ebben | Medical Consultant |
| Kurt Fielding | Assistant Athletic Trainer |
| Nate Weir | Coordinator of Rehabilitation |
| Cole Greenspan | Intern Athletic Trainer |
| Steven Paul | Intern Athletic Trainer |

PUBLIC RELATIONS

| | |
|---------------|--|
| Jason Wahlers | Director of Public Relations |
| Sarah Quick | Assistant Director of Public Relations |
| Tom Fanning | Communications Manager |
| Nate LoCascio | Public Relations Coordinator |
| Zach Welch | Public Relations Intern |
| Evan Siegle | Team Photographer |

PUBLIC AFFAIRS

| | |
|---------------|----------------------------|
| Aaron Popkey | Director of Public Affairs |
| Katie Hermsen | Public Affairs Coordinator |
| Cliff Christi | Team Historian |

BRAND & MARKETING

| | |
|-------------------|---------------------------------------|
| Joan Malcheski | Director of Brand & Marketing |
| Garrison Cummings | Business Intelligence Manager |
| Brian O'Connell | Digital Analyst |
| Tessa Ruid | Email & Fan Acquisition Coordinator |
| Bill Luebker | Creative Design Manager |
| Elizabeth Lasee | Graphic Artist |
| Haylee Helmle | Fan Engagement Specialist |
| Heidi Gahm | Email Marketing & Fan Insights Intern |
| C.J. Gunderson | Graphic Artist Intern |
| Ivana Olson | Brand & Fan Engagement Intern |
| Shana Raven | Brand & Marketing Intern |

COMMUNITY OUTREACH

| | |
|---------------------|--|
| Cathy Dworak | Director of Community Outreach & Player/Alumni Relations |
| Bobbi Jo Eisenreich | Manager of Corporate Giving |
| Ryan Fencil | Youth Football Coordinator |
| Tony Fisher | Player/Alumni Coordinator |
| Amanda Wery | Community Outreach Coordinator |
| Julie Broeckel | Corporate Giving Coordinator |
| Sandy Roubal | Corporate Giving Coordinator |
| Jillian Pekoske | Community Outreach Intern |

DIGITAL, PRODUCTION & GAME PRESENTATION

| | |
|------------------|---|
| Kregg Shilbauer | Director of Digital, Production & Game Presentation |
| Kandi Goltz | Manager of Game and Fan Development |
| Duke Bobber | Manager of Digital |
| Mike Spofford | Senior Writer |
| Wes Hodkiewicz | Staff Writer |
| Ryan Hartwig | Digital Media Coordinator |
| Michael Atkinson | Producer |

Larry McCarren Sports Analyst
 Mike Vandersnick Videographer
 Adam Hoebelheirich Video Editor
 Tyler Gajewski Videographer/Editor
 Matt Haberkamp Digital UX Coordinator
 Matt Arvin Game & Live Production Coordinator
 Nicole DeGrandpre Broadcast Production Intern
 Kim Ippolito Digital Production Intern
 Samantha Strejcek Social Media Intern
 Rachel Rea Game Entertainment Intern

FACILITIES AND FIELDS

Ted Eisenreich Director of Facility Operations
 Mike Moynihan Assistant Director of Facility Operations
 Justin Dantzman HVAC Manager
 Todd Edebeck Facilities Manager
 Brad "Gus" Gustafson Manager of Atrium Operations
 Allen Johnson Fields Manager
 Anne Larson Facilities Office Manager
 Bill Rasmussen Facilities Manager
 Bill Roubal Electrical Manager
 Dave Tilot Facilities Supervisor
 Corey Wentland Facilities Supervisor
 Craig Nooyen Sr. HVAC Technician
 Clyde Watson HVAC Technician
 Ken Sulewski HVAC Technician
 Bill Miller Plumber/Beverage Systems Technician
 Dale Vannieuwenhoven Janitorial Coordinator
 Jon Corpron Journeyman Electrician
 Derek Paris Fields Assistant
 Bart Bartelme Fields Assistant
 Eric DeMars Facilities Assistant
 Joe Setzkorn Atrium Operations Lead
 Dan Skaleski Atrium Operations Lead
 Israel Torres Atrium Operations Lead
 Christi Marcks Administrative Assistant – Facilities

FINANCE

Carla Schrank Accounting Manager
 Scott Murphy Accounting Manager
 Ben Brossard Senior Accountant
 Andrew Podlasik Staff Accountant
 Ryan Thurk Staff Accountant
 Ann Dabeck Payroll Coordinator
 Jill Austinson Accounting Assistant
 Wendy Pasowicz Accounts Payable Assistant
 Julie Van Asten Accounts Payable Assistant

HUMAN RESOURCES

Melissa Malfroid Human Resources Manager
 Chelsea Demro Human Resources Assistant

INFORMATION TECHNOLOGY

Wayne Wichlacz Director of Information Technology
 Kenny Ansel Assistant Director of Information Technology
 Mike Jelenic Senior Computer Systems Administrator
 Tony Smith Security Compliance Analyst
 Bobbi Cameron Business Services Analyst
 Andy Cornelissen Data Warehouse Analyst
 Justin Ruckel Network Engineer
 Travis Conard Computer Systems Administrator
 Joe Reuter Information Technology Support Specialist
 Troy VanWychen Information Technology Support Specialist
 Becky Lamal Help Desk/Administrative Assistant

RETAIL OPERATIONS

Peggy Prebelski Director of Retail Operations
 Amy Vigue Ecommerce Marketing Specialist
 Pam Burnett Senior Buyer
 Jennifer Pertzborn Buyer
 Patrick Luce Assistant Buyer
 Theresa Page Buying/Ecommerce Assistant
 Cody Boeck Manager of Retail Operations & Customer Service
 Derek Dimmer Retail Store Manager
 Lisa Treichel Assistant Store Manager
 Darren Lohr Assistant Store Manager
 Tim Hodek Assistant Store Manager
 Andy Bomske Assistant Store Manager
 Tim Schroeder Manager of Warehouse Operations

Gavin Carrigan Assistant Warehouse Manager
 Judy Pedersen Assistant Warehouse Manager
 Mark Merkey Assistant Warehouse Manager
 Ryan Labine Ecommerce Marketing Intern

SALES & BUSINESS DEVELOPMENT

Chad Watson Director of Sales & Business Development
 Justin Wolf Manager of Corporate Sales
 Dana Kressig Corporate Sales Executive – Digital Sales
 Jon Murphy Corporate Sales Executive
 Craig Decker Corporate Sales Executive
 Sara Webb Manager of Partnership Services
 Shea Greil Senior Partnership Services Coordinator
 Tammi Schroeder Partnership Services Coordinator
 Lisa Nortman Partnership Services Coordinator
 Krista Bye-Nagel Partnership Services Fulfillment Coordinator
 Nick Beauchamp Digital Sales Partnership Services Coordinator
 Aaron Hart Manager of Corporate Sales – Milwaukee Office
 David LeGrand Corporate Sales Executive – Milwaukee Office
 Michelle Ratchman Partnership Services Coordinator – Milwaukee Office
 Matt Ward Sales & Business Development Intern – Milwaukee Office
 Jason McDonough Assistant Director of Premium Seating
 Daniel Moss Premium Seating Sales Executive
 Julie Kostner Senior Premium Seating Coordinator
 Kelly Englebert Premium Seating Coordinator
 Melissa Schleiher Assistant Premium Seating Coordinator
 Scott Thompson Business Information Analyst
 Jake Humpal Sales & Business Development Intern

SECURITY

Doug Collins Director of Security/Risk Management
 Scott Peters Assistant Director of Security
 Justin Crabb Building Security Manager
 Andrew Wellens Building Security Supervisor
 Mike Agnew Security Officer
 Scott Hansen Security Officer
 Doug Maes Security Officer
 Jesse Motto Security Officer
 Paul Schmit Security Officer
 Bob Slaby Security Officer
 Joe Stewart Security Officer
 Randy Vogel Security Officer
 Peter Yurek Security Officer
 Ruben Zayas Security Officer
 Brandon Arndt Shipping & Receiving Coordinator
 Laurie Taicher Security/Risk Management Assistant
 Barb Gehlhoff Mail Clerk
 Mike Streckenbach Mail Clerk

STADIUM SERVICES

Jennifer Ark Director of Stadium Services
 Wendy Jansen Lambeau Field Events Manager
 Jenny Zuege Lambeau Field Events Specialist
 Amy Baker Lambeau Field Events Administrator
 Krissy Zegers Hall of Fame and Stadium Tour Manager
 Casey Ausloos Hall of Fame and Stadium Tour Sales Executive
 Marc Leisgang Hall of Fame & Stadium Tour Operations Coordinator
 Brent Hensel Hall of Fame Curator
 Keith Cronin Manager of Guest Services
 LaFawn Joslin Guest Services Assistant/Switchboard
 Ginny Schram Guest Services Assistant/Reception
 Sindi Anschutz Guest Services Assistant/Atrium Concierge
 Diane Aubry Guest Services Assistant/Atrium Concierge
 Sue Last Guest Services Assistant/Atrium Concierge
 Barb Van De Hey Guest Services Assistant/Atrium Concierge
 Karen Wiesner Guest Services Assistant/Atrium Concierge
 Carolyn Zeise Guest Services Assistant/Atrium Concierge

TICKETING

Philipp Caldwell Box Office Manager
 Christine Wahlen Ticket Office Coordinator
 Sue Zernicke Ticket Office Coordinator
 Molly Linnane Ticket Office Intern



First Season: 1919 (independent)
First NFL Season: 1921 (American Professional Football Association)
Founders: E.L. "Curly" Lambeau and George Whitney Calhoun
All-Time Record: 764-575-37 (.570) in league games
 Reg. Season: 730-553-37 (.569)
 Postseason: 34-22 (.607)
NFL Titles: 13 — 1929-31, 1936, 1939, 1944, 1961-62, 1965-67, 1996, 2010
Division Titles: 23 — 1936, 1938-39, 1944, 1960-62, 1965-67, 1972, 1995-97, 2002-04, 2007, 2011-14, 2016
Conference: National Football Conference
Division: North Division
Training Camp: St. Norbert College, De Pere, Wis. (since 1958)
2017 Dates: Rookies and veterans report July 26; camp breaks Aug. 12

Stadium: Lambeau Field
Capacity: 81,441
Surface: DD GrassMaster
Year Opened: 1957
League Games: 359 (incl. 21 postseason, 60 years)
Team Colors: Dark Green (PMS 5535), Gold (PMS 1235) and White
Radio: Flagship WTMJ (620 AM) and statewide Packers Radio Network
Preseason TV: WTMJ-TV (Ch. 4) in Milwaukee & WGBA-TV (Ch. 26) in Green Bay originates state/regional network
City of Green Bay —
Population: 105,079
TV market: 68th
Average Snow: 51.4 inches/year
Avg. High Temp: 79.8° F in July; 24.3° in January

SHAREHOLDERS

- The Green Bay Packers have been a publicly owned, nonprofit corporation since 1923. They were first organized as the Green Bay Football Corp., and then reorganized in 1935 as Green Bay Packers, Inc.
- A total of 5,011,566 shares are owned by 361,060 stockholders — none of whom receives any dividend on the initial investment.
- The corporation is governed by a board of directors and a seven-member executive committee.
- One of the more remarkable business stories in American history, the team is kept viable by its shareholders — its unselfish fans. Even more incredible, the Packers have survived during the current era, permeated by free agency and the NFL salary cap. And, thanks in large part to Brown County's passage of the 2000 Lambeau Field referendum, the club will remain solvent and highly competitive well into the future due to its redeveloped stadium.
- Fans have supported the team financially on several occasions, including five stock sales: 1923, 1935, 1950, 1997 and 2011.
- To protect against someone taking control of the team, the articles of incorporation prohibit any person from owning more than 200,000 shares.



GREEN BAY PACKERS 2017 MEDIA GUIDE

Editor: Tom Fanning

Layout and design: Sarah Quick & Treena Schepp

Research: Nate LoCascio, Brock Anderson, Mike Annarella, Cliff Christl

Executive Editor: Sarah Quick

Proofreading: John Watters, Nate LoCascio, Jason Wahlers, Brock Anderson, Mike Annarella, Zach Welch, Cliff Christl

Writing: Tom Fanning, Nate LoCascio, Jason Wahlers, Aaron Popkey, Sarah Quick, Brock Anderson, Mike Annarella, Katie Hermesen, Cliff Christl
Additional editorial, writing, design and research assistance: Autumn Thomas-Beenenga, Melanie Marohl, Cathy Dworak, Bobbi Jo Eisenreich, Tom Pigeon, *Green Bay Press-Gazette* and *Milwaukee Journal Sentinel* archives and special acknowledgement to previous public relations staff members and interns.

Cover: Designed by Treena Schepp; TreeHouse Design.

Other photos: Evan Siegle, Vernon Biever, James Biever, Matt Becker, Harmann Studios, *The Associated Press*, AP Images, Getty Images, the Stillers-Lefebvre collection (including the Neville Public Museum), Duke Bobber, Tyler Gajewski, Brenda Spaude, Steve Ryan, Keegan Wright, NFL Photos, David Elliott, the *Green Bay Press-Gazette*, Mary Jo Walicki and Rick Wood (*Milwaukee Journal Sentinel*), Cathy Dworak, Bobbi Jo Eisenreich, Daryl Cornick, Mark Phibrick, Tom Hauck, Elkus Manfredi Architects, John Maniaci and UW Health Child Life staff, and all sports information departments from schools of draft choices and undrafted free agents, recent and years past.

The team wishes to thank the following for their invaluable help in producing this guide: the entire staff at **Elias Sports Bureau** (including Seymour Sivoff, Steve Hirdt, Santo Labombarda, Alex Stern, Peter Hirdt, Chris Thorne, Frank Labombarda, John Labombarda, Kevin Hines, Ken Hirdt, Tom Hirdt, Randy Robles, Bob Rosen, Rob Tracy, Bob Waterman, Matt Martingale, Todd Betzag, Sal D'Agostino, John Carson, Chris Slowik, Dan Hollar, Dennis Hirdt, John McCarthy, Ben Rosenberg and Jennifer Giacona); **STATS LLC; Brown County Library** (Mary Jane Herber); **Jostens Corporation** (Ken Westland & Bob Skoronski); the **NFL communications department** (including Randall Liu, Mike Signora and Alex Zerkel); Paul Spinelli; **NFL player personnel** (Joel Bussert); **NFL Films**; the **Pro Football Hall of Fame** (Pete Fierle and Salem Choudhry); the **Packers Hall of Fame** (Tom Murphy); **Z.D. Studios** (including Jason Albert); **Somerville, Inc.** (including Melanie Pateam); **CoSIDA** and the sports information departments at its member schools; colleagues at other NFL teams; and **Press Pass Ink** (Shirley Cleereman).

Most of the historical data covering the Packers' first 50 years from 1919 to 1968 was taken from the team's official records; Packers press books and press guides dating to the early 1930s; interviews with former players, staff members and fans dating to the 1920s; the Brown County Library's local history department; and from the pages of the *Green Bay Press-Gazette*. George Whitney Calhoun, co-founder of the Packers, worked for the paper for 40 years as a telegraph editor, city editor and sports editor and continued to write columns in retirement about Packers history until his death in 1963. For nearly 30 years, from 1919 to 1947, Calhoun also doubled as the Packers' publicist. In addition, he was the team's secretary for nearly 20 years and a member of its board of directors for nearly 35 years.

Additional historical input was derived from the writings of Val Schneider, Art Bystron, John Walter, Art Daley and Lee Rimmel of the *Green Bay Press-Gazette* and Bud Lea and several others from the *Milwaukee Sentinel* and *The Milwaukee Journal*.

The following books also were used as sources: the annual *NFL Record & Fact Book*, *Total Packers*, *Total Football II*, the *NFL Encyclopedia* and *The Packer Legend* by John Torinus. Other valuable information was gleaned from Ron Wolf, Eric Goska, John Maxymuk, Rick Gosselin, David Dolan, Guy Hankel, Joe Cronin, and John Karll and family.

Printing: JP Graphics Inc. in association with Press Pass Ink. Printed on recycled paper.



PACKERS

IN THE COMMUNITY

GREEN BAY PACKERS GIVE BACK

The Green Bay Packers organization is dedicated to enriching the lives of Wisconsin and Upper Michigan residents by donating time and talents, along with providing diverse community outreach programs. Programs are designed to assist nonprofit organizations, mentor youth, encourage volunteerism and gain an awareness of the unique needs of our communities. We are committed to taking an active role in leading by example to encourage, inspire and build unity within the communities that have consistently supported us for more than 98 years.

Green Bay Packers Give Back is the Packers' all-encompassing community outreach initiative that comprises appearances by players, alumni, coaches and staff, cash and in-kind donations, community events, the Green Bay Packers Foundation, Make-A-Wish visits, youth football outreach and much more. The Green Bay Packers Give Back charity initiative had an impact in excess of \$8 million in the past year.



THE GREEN BAY PACKERS MISSION:

To win championships and deliver excellent guest experiences while being guided by our core values. We believe in taking that mission beyond the walls of Lambeau Field and into the community to help make it stronger, healthier, happier and better – for all of us.



COMMUNITY EVENTS

FESTIVAL OF LIGHTS

For the past 11 years, the Packers and Festival Foods have brought the joy of the holidays to all who attend this annual event. Free family-friendly activities include holiday movies and cartoons, card making, music performed by local high school choirs, cookie decorating, photo opportunities with Santa Claus and the tree lighting. Fans also donate toys for Toys for Tots at the event.

PROJECT PLAY 60

Project Play 60, an event held in March in the Lambeau Field Atrium, is designed to get children and families active during the Wisconsin winter. Kids enjoy the fun of inflatables, climbing walls, bungee trampolines, face painting and obstacle courses.

AMERICAN RED CROSS BLOOD DRIVES

On Aug. 30, the community answered the call once again for the "Drive for Five," donating a record-breaking 429 pints of blood to help Lambeau Field blood drives surpass 5,000 pints donated over the past 14 years.

CHRISTIAN OUTREACH ECUMENICAL THANKSGIVING DINNER

The Packers hosted the 2016 event in the Lambeau Field Atrium. A sit-down meal was provided to more than 800 people in need. Beyond the sit-down meal, an additional 1,200 meals were delivered to the homebound.

GREEN BAY PACKERS GIVE BACK CELEBRITY BOWLING EVENT

Packers players, coaches and President/CEO Mark Murphy joined area businesses at Ashwaubenon Bowling Alley in June to raise funds for the NWTCC Student Emergency Fund. \$45,000 was raised for this program that is dedicated to offering financial support to students at NWTCC to prevent unforeseen financial barriers from getting in the way of their education.

SPOOKTACULAR

Each October, the Lambeau Field Atrium is transformed into a hauntingly happy Halloween playground. In 2016, the 14th Annual Spooktacular event featured interactive entertainment, including music and variety acts, as well as Halloween-themed crafts and activities.

EMPOWER

This Green Bay Packers leadership event was held at Lambeau Field during two days for 280 Brown County middle-school students (140 boys and 140 girls). The all-day event featured speakers and projects geared at encouraging the students to use their influence to create positive ripples throughout the community.

COMMUNITY OUTREACH

PACKERS 5K RUN PRESENTED BY BELLIN HEALTH

2016 marked the seventh annual Packers 5K Run presented by Bellin Health. Nearly 4,900 runners made their way through Lambeau Field and around neighboring streets to raise \$11,758, which was donated to the American Red Cross, Volunteer Center of Green Bay and Big Brothers Big Sisters of Northeastern Wisconsin.

BREAST CANCER AWARENESS MONTH RECOGNITION

Each October, Lambeau Field and the team don pink to raise awareness for breast cancer. At the game against the Giants, Zeta Tau Alpha handed out 25,000 complimentary pink ribbons to fans attending the game. The American Cancer Society distributed #PackersVsCancer selfie cards along the fan walkway, encouraging fans to write the name of someone they know who has been affected by cancer and honor them by sharing a selfie with a card.

BROWN COUNTY CHILDREN'S CHARITY GOLF CLASSIC

Since 2004, the Packers and Brown County have collaborated to host this annual event. Packers players were there this year to help raise \$58,000 for House of Hope and the Northeast Wisconsin Technical College Educational Foundation.

DELAWARE NORTH SPORTSERVICE CONCESSION-STAND EFFORTS

In 2016, 77 nonprofit groups staffed Lambeau Field's concession stands, each earning a percentage of their stand's net sales. More than \$1.2 million was returned to these nonprofit groups for their efforts.

COMMUNITY PARTNERS

Through the support of the Packers, Bon Ton and the Community Partners program, 5,500 high school student-athletes, parents, coaches and administrators in Milwaukee had access to 20 distinct Positive Coaching Alliance workshops during the 2016-17 school year. The workshops provide information, inspiration and tools to teach those involved in sports how to reach their potential as athletes. The Packers Community Partners program helps those in need in southeast Wisconsin through donations, fundraising and volunteerism.

FIRST DOWN FOR TREES

Each regular season, the Packers donate one tree for every first down earned, with 490 trees planted this year. Since the program began in 2010, more than 3,600 trees have been planted, which provide total lifetime benefits of \$18.3 million to the community. The program is possible through the partnership between the Packers, SCA and Green Bay Packaging, with the Wisconsin Department of Natural Resources and Wisconsin Public Service providing administrative support.

HIGH SCHOOL QUARTERBACK CHALLENGE PRESENTED BY HP AND CAMERA CORNER

In its second year, the contest included an on-field passing competition between two Wisconsin high schools during halftime of each home game to see who would take home a \$500 donation from HP and Camera Corner for their school.

FAMILY NIGHT PRESENTED BY BELLIN HEALTH


Family Night has become a highly anticipated event at the beginning of every season, with 66,000 fans in attendance in 2016. Not only is Family Night an opportunity for young fans to experience the awe of Lambeau Field, but the 2016 event recognized 1,000 families, staff members and volunteers from March of Dimes. Parking proceeds benefited Wendy's Wonderful Kids foster-care adoption program.

HISPANIC HERITAGE LEADERSHIP AWARD

In October, Griselda Aldrete, president and CEO of Hispanic Professionals of Greater Milwaukee, was honored with the Hispanic Heritage Leadership Award. In partnership with the NFL, the Packers proudly recognize Hispanic leaders who impact the community with this award each year. Aldrete also serves on the advisory board for Visit Milwaukee Multicultural Committee, Notre Dame Middle School, United Way Emerging Leaders and United Way Latina Taskforce. Aldrete was awarded a \$2,000 check from the Hispanic Heritage Foundation for her organization.

HOPELINE® PROGRAM

The Packers joined Verizon Wireless to power the HopeLine® Program at Lambeau Field, which collects no-longer-used cell phones and accessories and refurbishes them for survivors of domestic violence. The cell-phone drive was held throughout the season, and fans were invited to donate to a large-scale collection at an October home game. Through the program, Verizon awarded a \$50,000 grant to End Domestic Abuse WI for their Statewide Teen Dating Violence and Healthy Relationships Project.



GREEN AND GOLD GALA

Family Services of Northeast Wisconsin, in partnership with the Green Bay Packers, held its 28th annual Green and Gold Gala at Lambeau Field in 2016. Forty-four Packers Hall of Fame and Super Bowl I alumni attended the event, which raised \$288,782 for programs serving homeless youth, abused children and high-risk families with young children.

THE SALVATION ARMY COATS FOR KIDS COLLECTION

The Packers-Cowboys game in October marked The Salvation Army Coats for Kids collection drive at Lambeau Field. Fans donated more than 470 coats and \$9,667.

PACKERS EVERYWHERE PEP RALLIES

Free pep rallies were held at Packers Everywhere locations the day before the game in the Canton, Jacksonville, Minnesota, Atlanta and Tennessee areas during the regular season and in Dallas and Atlanta for the playoffs. The pep rallies featured more than 20 alumni over the course of the season.

BREAST CANCER AWARENESS TEAM PROGRAM GRANT – “TACKLE CANCER”

The Packers, in partnership with the NFL Foundation and NBC 26, teamed up to “Tackle Cancer” in October when Menasha hosted West De Pere in the High School Showdown Game of the Week. Packers players were in attendance and helped raise \$6,700 at the game for American Cancer Society.

TRAINING CAMP

People come from all over the world to experience Green Bay Packers training camp. Fifteen practices in 2016 were open to the public and free of charge. The estimated number of training camp watchers, known as “railbirds,” was 37,000. Just as exciting as watching a practice is experiencing the storied “riding of the bikes” tradition. Since the Lombardi era, Packers players ride young fans’ bikes, while they jog alongside, from the locker room to the practice field. This year, kids from the Boys & Girls Club of Greater Green Bay were able to participate in this tradition by riding American Family DreamDrive bicycles with players.

TAILGATE TOUR

The 11th annual Tailgate Tour brought Packers players and alumni together with Wisconsin communities in June. Packers President/CEO Mark Murphy, players Jared Abbrederis, Sam Barrington and Jayrone Elliott and alumni LeRoy Butler, Robert Brooks and Sean Jones spent the week connecting with fans on the tour. Their efforts helped raise \$205,000 at the tailgate parties hosted by nonprofit organizations in Ripon, Fort Atkinson, Dodgeville, Black River Falls and Shawano, bringing the total raised since the tour’s inception to more than \$1.9 million.



SARGENTO TOUCHDOWNS FOR CHARITY PROGRAM

The Packers and Sargento partnered once again in 2016 for the Touchdowns for Charity program. Sargento donates \$1,500 to the program for each touchdown scored by the Packers. A total of \$112,500 was raised, benefiting the Wisconsin Hunger Task Force in Milwaukee and Paul’s Pantry in Green Bay. Since the program’s inception in 2002, more than \$1.2 million dollars has been donated toward hunger-relief efforts in Wisconsin.

U.S. MARINE CORPS TOYS FOR TOTS COLLECTION

The Packers and the U.S. Marine Corps teamed up to host the annual Toys for Tots collection prior to the Packers-Texans game in December. Fans generously donated 1,007 toys and \$18,622.

GIVING

DONATIONS

With more than 12,000 donation requests annually, supporting the fundraising efforts of organizations across Wisconsin continues to be the Packers’ leading outreach effort. A variety of items were donated in 2016, raising more than \$3 million to assist with helping those in need. Separate cash donations to nonprofit organizations exceeded \$5 million during this same time period, and 100 percent of Wisconsin’s counties received in-kind donations.

Those interested in requesting a donation to benefit a nonprofit organization in Wisconsin must apply online at www.packers.com/community/donations.html

GREEN BAY PACKERS FOUNDATION

The Green Bay Packers Foundation in 2016 awarded \$800,000 to 316 civic and charitable groups throughout Wisconsin. Combined with two \$250,000 impact grants, one awarded to the Jackie Nitschke Center in Green Bay and one awarded to St. Norbert College in De Pere, \$1.3 million was granted through the Foundation in 2016. During this annual grant-cycle disbursement, 69 percent of Wisconsin’s counties received at least one grant from the Foundation.

Nonprofit organizations located in Wisconsin interested in applying for a grant can apply online March 1 through July 1 at www.packers.com/community/packers-foundation.html

COMMUNITY EVENTS GRANTS

Every year, the Packers waive room-rental fees at Lambeau Field for four nonprofit organizations to host an event at the stadium. The recipients in 2016 were the Alice in Dairyland Finals, Boys & Girls Club of Greater Green Bay, Brown County Breastfeeding Coalition and United Way of Brown County.

BISHOP’S CHARITIES GAME

Bishop Ricken of the Diocese of Green Bay greeted fans attending the preseason game against the Raiders, continuing a 56-year tradition of the Bishop’s Charities Game. Following the game, the Packers made their annual donation to the diocese, adding to the more than \$3.7 million donated since 1960.

MIDWEST SHRINE GAME

Designating one preseason game as the Midwest Shrine game has been an annual tradition since 1950. Following the game, a donation was made to the Midwest Shrine’s burn center and hospitals, adding to the more than \$3.5 million donated over the last 66 years. Janine Brass, a former patient of the Shrine Hospital, sang the national anthem prior to the Packers-Browns game.



MY CAUSE MY CLEATS

Packers players took advantage of a leaguewide opportunity to wear custom cleats that reflect their commitment to charitable causes. Davante Adams' cleats showed his support of AIDS Awareness, while Ha Ha Clinton-Dix's cleats promoted Ha Ha's HERO Foundation. Clay Matthews' cleats reflected his support of Cure Duchenne and Aaron Rodgers' cleats displayed his support for the MACC Fund.

SCHOLARSHIPS

The Green Bay Packers Foundation, along with Scholarships, Inc. and Northeast Wisconsin Technical College, awarded 54 scholarships totaling \$53,000 to students who are residents of Brown County and meet the scholarship criteria. This scholarship program is funded in part with the royalty fees paid for the use of the Packers logo on Wisconsin automobile license plates, and since 2006, the Green Bay Packers have contributed an additional \$201,000 to fund these scholarships.

MILITARY SUPPORT

SALUTE TO SERVICE GAME

The NFL Salute to Service game at Lambeau Field in November honored both veterans and current military members prior to and throughout the game. Fans expressed their gratitude as well, completing 1,510 cards to send to service members through the American Red Cross Holiday Mail for Heroes campaign.

HONORING MILITARY RETIREES

The Packers proudly fly United States flags over Lambeau Field in dedication to the men and women who have made a commitment to serve their country. The team often receives requests from military personnel as they prepare for retirement, and the Packers have flown over 40 flags at Lambeau Field in the last year to honor military retirements.

OPERATION FAN MAIL

At each home game, the Packers and WPS Health Solutions honor an active-duty serviceman or servicewoman and his/her family through Operation Fan Mail. Since its debut in 2007, 99 military families have been recognized and provided with complimentary tickets to the game at which they are honored.

4TH HOOAH'S "OPERATION COLD SNAP" PROGRAM

For local veterans organization 4th HOOAH (Helping Out Our American Heroes), making sure veterans in Wisconsin have a properly working furnace is a top priority. Their program, Operation Cold Snap, works to replace or repair furnaces at no cost for veterans in need. This year, the Packers joined 4th HOOAH with assistance from an NFL Foundation grant, the 2016 Salute to Service Team Program Grant. The grant allowed 4th HOOAH to install a new furnace at the home of Erin Mendoza, a U.S. Air Force veteran and mother of three, who wondered if her furnace was going to make it through the winter.



PLAYERS, COACHES & ALUMNI OUTREACH

FUEL UP TO PLAY 60 SCHOOL VISIT

In November, several Green Bay Packers players spent a memorable morning with students at Heritage Elementary School in De Pere to celebrate the school's \$2,500 Fuel Up to Play 60 Hometown grant. The Fuel Up to Play 60 initiative encourages children to get 60 minutes of exercise a day and talk about the importance of proper nutrition. The players led the students in fun, high-energy activities to help them work their way to 60 minutes of exercise.

NFL HOMETOWN HUDDLE

Hometown Huddle is a partnership between the NFL and United Way, and includes a day of service to make an impact on youth health and fitness. In November, several Packers players, Packers employees, the United Way of Brown County and Door County, Algoma Wolves tech students and the Algoma Parks & Recreation Department collaborated to build a warming house for a new ice-skating rink at Peterson Park in Algoma.

NFL MAN OF THE YEAR PROGRAM

Each season, the Packers nominate a player for the Walter Payton NFL Man of the Year Award. The award is the only one in the league that recognizes a player's off-the-field community service as well as his on-the-field performance. The Packers' 2016 nominee was linebacker Jayrone Elliott. He was recognized for his continual investment of time and talents outside of football in the community that included speaking to young people at local schools and youth programs in Wisconsin, Arizona and his native Ohio.

ALUMNI

With several special alumni homecomings throughout the year, 2016 was highlighted by a four-day celebration honoring alumni from various decades. Many alumni who were part of the Super Bowl XXXI team were also recognized at various home games throughout the season.

GREEN BAY POLICE FOUNDATION

Head Coach Mike McCarthy and the Packers partnered to each make a \$100,000 donation to the Green Bay Police Foundation. The donations are matching grants, requiring the Green Bay Police Foundation to raise an additional \$200,000 in order to secure the donations directed to support the Foundation's efforts to build and enhance relationships between the police and the community.



APPEARANCES

Members of the organization, players, coaches, staff and alumni are committed to supporting the community through appearances at local nonprofit fundraisers, school visits, athletic banquets and many other events and programs.

Those interested in scheduling an appearance with a member of the Packers can apply at www.packers.com/appearances.html.

WISH GRANTING

Along with the Make-A-Wish® Foundation, the Packers assisted with granting the wishes of 16 children and young adults from 10 states who wanted to meet their favorite Packers players. Players, coaches and staff work diligently to make sure each visit is a positive and memorable experience for their special guests and their families.

MCCARTHY FAMILY FOUNDATION

Head Coach Mike McCarthy and his wife Jessica established the McCarthy Family Foundation with the intent of fostering a long-term philanthropic commitment by his family beyond his NFL career. Throughout the past 11 seasons, the Foundation has made donations to benefit numerous charities, projects and organizations throughout Wisconsin, Kansas and his hometown of Pittsburgh.

MIKE AND JESSICA MCCARTHY GOLF TOURNAMENT

This annual fundraiser benefits the American Family Children's Hospital and the McCarthy Family Foundation. The 2016 event was another success, raising \$440,000 and pushing the seven-year fundraising total beyond \$1.8 million.

PLAYERS' FOUNDATIONS

Many Packers players contribute to causes that impact the lives of those around them, as well as establish their own foundations to help those in need.

**VOLUNTEERISM****LADIES OF LAMBEAU**

Led by Laurie Murphy, wife of Packers President/CEO Mark Murphy, Ladies of Lambeau comprises female employees and board members, and wives or partners of employees, board members, players and coaches. This year, 200 women formed an assembly line to fill 2,500 backpacks with a variety of items – from hygiene supplies such as soap and shampoo, to fun items, such as Frisbee discs. The backpacks, along with items and cash collected from the volunteers, were donated to the Milwaukee Public Schools Department of Recreation and Community Service, as well as the Special Olympics teams in Northeast Wisconsin.

PACKERS WOMEN'S ASSOCIATION

The Packers Women's Association (PWA) membership comprises Packers players' and coaches' wives and girlfriends. It's a nonprofit volunteer group focused on service to the community through leadership, fellowship and support. Every year, the PWA initiates an annual food drive that benefits Paul's Pantry in Green Bay. In its 30th year, fans donated 5,200 food items and over \$11,160. In addition to this signature event, PWA members sang Christmas carols at local assisted-living facilities, and prepared and served a meal at the New Community Shelter.

GREEN BAY PACKERS GIVE BACK AWARD

The Packers presented the 2016 Packers Give Back Award to 10 outstanding Wisconsin volunteers at a luncheon held at Lambeau Field. Packers President/CEO Mark Murphy awarded recipients a commemorative plaque and a \$2,000 grant in the name of the nonprofit for which they volunteer their time. Collectively, the recipients volunteer 7,040 hours annually.

DOLLARS FOR DOERS

The Green Bay Packers Dollars for Doers Program encourages eligible employees to volunteer their time to nonprofit organizations. In 2016, 15 employees volunteered more than 1,499 hours and in return, the Packers provided a total of \$7,500 to the organizations.

PACKERS GIVE BACK DAY

During the Packers Give Back Day in November, 76 Packers employees took over The Salvation Army's Red Kettle bell-ringing stations at Bay Park Square Mall in Green Bay. Thanks to the mall shoppers, the employees raised more than \$5,200. The Packers matched up to \$15,000 collected that day at red kettles throughout Green Bay, to bring the total amount donated for the day to over \$20,000.



YOUTH FOOTBALL

NFL PUNT, PASS & KICK COMPETITION

The NFL Punt, Pass & Kick team championship was held in December at the Don Hutson Center. It was facilitated by the Wisconsin Jaycees, and 20 boys and 20 girls ages 6 to 15 participated.

GREEN BAY PACKERS 7-ON-7 REGIONAL PASSING TOURNAMENT

Participating schools in the eighth annual one-hand-touch passing tournament included Amherst, Ashwaubenon, De Pere, Melrose-Mindoro, Menasha, Menomonie, Notre Dame, Two Rivers and Xavier. Tournament winner Notre Dame received \$4,000 for its football program, while runner-up Menomonie received \$2,000.

HIGH SCHOOL FOOTBALL COACH OF THE WEEK PROGRAM

This weekly program recognizes high school football coaches throughout the season who demonstrate outstanding leadership on and off the field. Each winner receives a \$1,000 donation to the school's football program. Steve Jones of Kimberly High School was named Wisconsin Football Coaches Association/Green Bay Packers Coach of the Year for the second straight year, earning a \$2,000 donation to the school's football program.

GREEN BAY PACKERS COACHING SCHOOL

This complimentary event provides theory sessions, chalk-talk breakouts and fundamentals to over 183 youth football coaches representing 74 different youth leagues from across the state.

GREEN BAY PACKERS YOUTH FOOTBALL OUTREACH CAMP

Each spring and fall, the Packers visit elementary schools throughout Wisconsin for Youth Football Outreach Camps in conjunction with the NFL Play 60 program, aimed at tackling obesity and allowing students to get outside and play. In 2016, 36 camps were hosted from the end of April through the end of October, and more than 4,000 students attended.

DON SHULA NFL HIGH SCHOOL COACH OF THE YEAR AWARD

Coach Steve Jones of Kimberly High School, the 2016 Wisconsin Football Coaches Association/Green Bay Packers Coach of the Year, was named one of two finalists for the prestigious award. Jones received \$15,000 from the NFL Foundation, \$10,000 of which will go to his high school's football program. Coaches were nominated by NFL teams for their character, integrity, leadership and dedication to the community, commitment to player health and safety, and on-field success.



NFL FOUNDATION CLUB MATCHING YOUTH FOOTBALL FIELD/STADIUM GRANT PROGRAM

Green Bay East High School was awarded a \$200,000 grant for the redevelopment of the City Stadium playing field. This is the 15th grant secured by the Packers since 1998 for new or renovated youth or high school athletic fields and stadiums, with the cumulative total of the grants over \$2.1 million.

HEADS UP FOOTBALL PLAYER SAFETY COACH TRAINING

The Player Safety Coach Training Clinic held at Lambeau Field in June is the first step for Wisconsin's youth football organizations to advance football player safety by becoming a Heads Up certified league.

PACKERS MOMS FOOTBALL SAFETY CLINIC

This clinic, designed to educate moms about how football is being played safer and better than ever before, was held for the second time last April. The complimentary event was attended by 142 youth football moms, representing 51 different youth leagues across Wisconsin.

PLAY FOOTBALL MONTH

The NFL and its 32 teams recognize August each year as Play Football Month. The Packers in 2016 invited NFL Flag and Heads Up-certified youth football programs to participate in Family Night and both preseason games. In addition, more than 4,000 game tickets were distributed to certified Player Safety Coaches and Heads Up leagues to attend preseason games.

CLUB MATCHING YOUTH FOOTBALL GRANT

An NFL Flag football team from the Northwest Wisconsin Champions League based in Eau Claire was selected by the Packers as their at-large team to participate in the NFL Flag Football Championships, powered by USA Football, in Orlando. The team, made up of 13- and 14-year-old boys and coached by Bobby Diaz, competed with 63 teams from across the country with support from the Club Matching Youth Football Grant.



GREEN BAY PACKERS FOUNDATION

The Green Bay Packers organization has enjoyed tremendous fan support throughout its long and storied history. The community supported the team in times of need by "passing the hat" at games and by buying stock in 1923, 1935, 1950, 1997 and 2011, among other ways. To give back to the community, the team created the Green Bay Packers Foundation in December 1986. The foundation assists in a wide variety of activities and programs that benefit education, civic affairs, health services, human services and youth-related programs.

Last year, in its annual distribution of funds, the foundation awarded \$800,000 to 316 civic and charitable groups throughout the state of Wisconsin, Terry Fulwiler, chairman of the foundation committee, announced Dec. 6, 2016. The foundation now has distributed more than

\$7.2 million for charitable purposes since it was established in 1986 by Judge Robert J. Paris, then president of the Packers Corporation, "as a vehicle to assure continued contributions to charity."

Of the foundation's contributions, 63 grants – aggregating \$172,100 – were awarded to Brown County organizations. Additional grants, totaling \$627,900, were made to 253 other groups around the state.

Under the **Packers Scholarship Program**, established in 2002, \$53,000 was awarded – \$26,500 to Scholarships, Inc., for distribution to students in four-year colleges, and \$26,500 to Northeast Wisconsin Technical College (NWTC) for distribution to students in two-year associate-degree or apprenticeship-trades programs.

GRANT RECIPIENTS FROM 2016

BROWN COUNTY RECIPIENTS (63):

Altrusa International Foundation Inc.
Alzheimers Disease and Related Disorders Association
American Legion - Sullivan Wallen Post 21
ASPIRO Inc.
Bay Area Humane Society Inc.
Big Brothers Big Sisters of NE WI
Boys & Girls Club of Green Bay Inc.
Breast Cancer Family Foundation Inc.
Brown County Jail Ministry
Brown County Library
Camp Loyd
Casa Alba Melanie Hispanic Community Resource Center of GB
CASA of Brown County Inc.
Catholic Charities of the Diocese of GB Inc.
Center For Independent Documentary Children's Museum of Green Bay
Christina Counseling Ministries, Inc.
De Pere Christian Outreach Inc.
Down Syndrome Association of WI, Inc.
East High School
Einstein Project
Encompass Early Education and Care, Inc.
Feeding America Eastern Wisconsin Mill Green Bay
Freedom House Ministries, Inc.
Friends of Neshota Park
Golden House Inc.
Green Bay Action Sports Organization
Green Bay Area Public School District Hand-N-Hand of Northeastern WI Inc.
Integrated Community Services Inc.
Junior Achievement of Wisconsin, Inc.
Learning Through Golf Foundation Inc.
Literacy Green Bay Inc.
Living Loud Inc.
Lutheran Counseling & Family Services of Wisconsin Inc.
Mediation Center of Greater Green Bay
Music For The Sake Of Music, Inc.
My Brother's Keeper, Inc.
National Railroad Museum
National Society To Prevent Blindness
NeighborWorks Green Bay
New Leaf Foods, Inc.
Northwestern Wisconsin Technical College Educational Foundation
Northeastern Wisconsin Master Gardeners Association Inc.
Notre Dame de la Baie Academy
Ovarian Cancer Community Outreach, Inc.
Pilgrim Lutheran Church & School Reading Connections
Resurrection Lutheran Church Scholarships, Inc.
Service League of Green Bay, Inc.
St. Mary's Hospital Medical Center of Green Bay Inc. - Hospital Sisters
St. Vincent de Paul Society District Council of Green Bay
The Farmory
The Salvation Army of Brown County
Trout Unlimited Inc.
Unity Limited Partnership
University of Wisconsin - Green Bay
Plature Phoenix
Weidner Center Presents, Inc.
Wisconsin CASA Association
YWCA of Green Bay - De Pere

STATEWIDE RECIPIENTS (196):
Northwoods Women, Inc.
THE BRICK Ministries
Friends of The Turtle Lake Public Library, Inc.
The Salvation Army - Faith House Shelter
Hilbert Fire Department
River Of Hope Inc.
Aaron J. Meyer Foundation, Inc.
Autism Society of South Central WI
Badger Childhood Cancer Network
Boys and Girls Club of Dane County
Breast Cancer Recovery
Briarpatch Youth Services Inc.
Children's Theater of Madison
Common Wealth Development Inc.

Dance Wisconsin
East Side Alano Club of Madison Inc.
Forward Learning Youth And Youth Center Educ.
Friends of Norwegian Culture Inc.
Gigis Playhouse Inc.
Madison Area Technical College Foundation
Madison Symphony Orchestra Inc.
Madison Youth Chorus Inc.
Neighborhood House Community Center
OccuPaws Guide Dog Association
Overture Center Foundation Inc.
Sunshine Place Inc.
The Nehemiah Center for Urban Leadership Development
The River Ford Pantry
Vera Court Neighborhood Center
VSA Wisconsin Inc.
Warner Park Cardinals Youth Football Program Inc.
Wisconsin Literacy
Wisconsin Youth Symphony Orchestra
YMCA of Dane County, Inc.
Church Health Services, Inc.
Big Brothers Big Sisters of Dodge County & Watertown Community Inc.
Altrusa International Foundation Inc.
Door County Community Foundation
Door County Humane Society
Door County Memorial Hospital Foundation Inc.
Door County YMCA Inc.
Neighbor-to-Neighbor Volunteer Caregivers of Door County, Inc.
St. John Bosco Catholic School
Sunshine House Inc.
Washington Island Community Health Program Inc.
Duluth Area Family YMCA
Chippewa Valley Free Clinic
Literacy Chippewa Valley
The Community Table
Badgerland Youth for Christ
Boys & Girls Club of Fond du Lac Inc.
Fond du Lac Adult Literacy Services
Fond du Lac County Inc. Habitat for Humanity of Fond du Lac County Inc.
Marian University Inc.
SHARDS Inc.
Millennium Economic Development Corporation Inc.
Wisconsin Badger Camp Inc.
Family Promise of Green County
Care 4 U Inc.
Community Options Inc.
Southwestern Wisconsin Community Action Program Inc.
Community Sharing Pantry Inc.
Boys & Girls Club of Kenosha
Hope Council On Alcohol And Other Drug Abuse Inc.
Kenosha Achievement Center Inc.
Kenosha YMCA
Shalom Center of Interfaith Network of Kenosha County Sharing Center, Inc.
Women and Children's Horizons Inc.
Big Brothers Big Sisters of the 7 Rivers Region
Catholic Charities of the Diocese of La Crosse Inc.
Everybody Can Dance Inc.
Riverfront Activity Center Incorporated
Wisconsin Amateur Hockey Assoc.
The Salvation Army
Hope House of Manitowoc County
Lakeshore CAP, Inc. of Wisconsin
Lakeshore FIRST Robotics
Lakeshore Humane Society Inc.
Manitowoc - Two Rivers YMCA
Manitowoc County Historical Society
Manitowoc Police Department K9 Unit
Manitowoc Youth Baseball Softball Ltd.
The Salvation Army
Big Brothers Big Sisters of North Central WI
Boys & Girls Club of the Wausau Area Inc.
Community Foundation Of North

Central WI Community Theatre of Wausau, Inc.
North Central Health Foundation Inc.
Peaceful Solutions Counseling Inc.
Samost Council, STEM Scouts
United Way of Marathon County
Wausau Bethesda Thrift Shop/Bethesda Lutheran Communities Inc.
Wausau Child Care
Crime Stoppers of Marinette County Inc.
Crittids Area Food Pantry
Habitat For Humanity International Inc.
Marinette & Oconto Counties Literacy Council
Pastor Fred's Food Pantry
Peshigo Food Pantry Inc.
Rehabilitation Home Abuse Services
Abundant Life Mission Inc.
DAR Boys & Girls Club
Keshena Animal Help & Rescue Inc.
Woodland Boys and Girls Club of Wisconsin
Healthy Youth Coalition of Marinette and Menominee Counties
Above The Clouds
Artists Working In Education Inc.
Audio & Braille Literacy Enhancement Inc.
Big Brothers Big Sisters of Metropolitan Milwaukee Inc.
Cathedral Center Inc.
Catholic Charities of the Archdiocese of Milwaukee Inc.
Cru Inner City - Milwaukee
Discovery World Inc.
Dominican Center for Women Inc.
GPS Education Partners
Guest House of Milwaukee Inc.
Hmong American Friendship Association
House Of Peace
Just One More Ministry Inc.
Kathy's House
Literacy Services of Wisconsin
Make A Difference Wisconsin Inc.
Make-A-Wish Wisconsin
Milwaukee Achievement Literacy Services Inc.
Milwaukee Center For Independence
Milwaukee Habitat for Humanity Inc.
Milwaukee Symphony Orchestra
New Concept Self Development Center Inc.
NewTreads Of Hope Inc.
Next Door Foundation
Pathfinders
PEARLS for Teen Girls Inc.
Playworks Education Energized
Project Concern of Cudahy-St. Francis
Ronald McDonald House Charities of Eastern WI
Sainta
Schools That Can Milwaukee Inc.
Serenity Inns Inc.
Silver Spring Neighborhood Center
Social Development Foundation
Souther Family Peace Center
St. Anthony Congregation/St. Anthony School
St. Francis Children's Center
St. Joseph Academy
St. Marcus School
The Friendship Circle
The Gathering of Southeast Wisconsin Inc.
Transcender For Youth Inc.
United Community Center Inc.
Unity In Motion, Inc.
Urban Ecology Center
Wheaton Franciscan - St. Joseph Foundation Inc.
Wisconsin Conservatory of Music
Wisconsin Regional Training Partnership
Young Life Wauwatosa
Cashon Cupboard & Closet Inc.
Kingdom Come Inc.
Rhineland Area Food Pantry
Agape Of Appleton Inc.
Agape Ice Inc.
Artists For The Humanities Inc.
Bay Lakes Council, Boy Scouts of America
Blessings in a Backpack Inc.-Ferber Elementary Site
Boys & Girls Clubs of the Fox Valley Inc.
CASA of the Fox Cities Inc.
CHAPS Academy
Compassionate Home Health Care Inc.
COTS Inc.

Dyslexia Reading Connection Inc.
Fox Cities Performing Arts Center Inc.
Fox Valley Literacy Council Inc.
Fox Valley Symphony Orchestra Assoc. Inc.
Fox Valley Warming Shelter Inc.
Homeless Connections
Housing Partnership of the Fox Cities
Neighborhood Housing Inc.
New Life United Methodist Church
Ozaukee County Association for Home and Community Education
Riverview Gardens Inc.
St. Elizabeth Hospital Foundation Inc.
Tri-County Community Dental Clinic
Valley Home Schoolers Inc.
Valley Home Industries Inc.
Concordia University
Living Life with Autism
Assistance & Resource Center Inc.
Community Referral Agency
Moms and Dads Against Meth Inc.
Wild Rivers Habitat for Humanity Inc.
Portage County Literacy Council
Big Brothers-Big Sisters Of Racine And Kenosha Counties Inc.
H.O. Inc.
HopeCenter Of Racine Inc.
CASA of Rock County
YMCA of Northern Rock County
Hope House of South Central Wisconsin Inc.
Sauk County Historical Society Inc.
Boys and Girls Club Of Lac Courte Oreilles
Boys and Girls Club of Shawano
Camp Takawitha Retreat & Conference Center
Junior Achievement of Wisconsin
Christ Child Academy
Family Resource Center of Sheboygan County
Friends of Camp Anokii Inc.
Sharon S. Richardson Community Hospice, Inc.
Sheboygan County Reads
Family Resource Center St. Croix Valley
Northwestern Literacy Council
Couteleap, Inc.
Agape House Inc.
St. John in the Wilderness Episcopal Church
Friends of Abused Families Inc.
Museum Of Wisconsin Art Inc.
Rides and Reads F O Inc.
Volunteer Center of Washington County
American Cancer Society - Midwest Division
American Diabetes Association Inc.
Hope Center Inc.
Humane Animal Welfare Society of Waukesha County
Interfaith Senior Programs
Leukemia & Lymphoma Society Inc.
NAMI Waukesha Inc.
National Multiple Sclerosis Society-WI Chapter
ProHealth Care Foundation Inc.
Sharon Lynne Wilson Center for the Arts Inc.
Waukesha County Community Dental Clinic
Wisconsin Ovarian Cancer Alliance
Zachariah's Acres Inc.
Happily Ever After Animal Sanctuary Inc.
Rawhide, Inc.
Little Sprouts Discovery Center Non-Profit Inc.
Boys & Girls Club of Oshkosh Inc.
Christine Ann Domestic Abuse Services Inc.
Father Carr's Place 2B Ltd
Greater Fox Cities Area Habitat for Humanity
Hockroft Wetland Reserve Inc.
Labor Of Love Inc.
Leaven
Mount Taber Center Inc.
Neenah Animal Shelter Inc.
Oshkosh Area Community Pantry Inc.
Oshkosh Area Humane Society
Reach Counseling Services Inc.
Solutions Recovery Inc.
St. Vincent De Paul Council Of Neenah Waukesha, Inc.
St. Mary Catholic Schools
The Teachers' Closet Inc.
Big Brothers Big Sisters of Wood County
Marshfield Area United Way
Marshfield Clinic
Parents Information & Education Resource



PACKERS

ADMINISTRATION & COACHES



MARK MURPHY

PRESIDENT & CHIEF EXECUTIVE OFFICER

Mark Murphy, possessor of extensive experience in professional football and sports administration, is in his 10th year as the

Packers' President and CEO.

Under Murphy's guidance, the organization continues to rank as one of the NFL's premier franchises, with highly successful operations both on and off the field. On the field, the team has compiled a 102-57-1 overall record (.641), made eight consecutive playoff trips and earned a victory in Super Bowl XLV. Off the field, the club continues to perform well in its business efforts, which allows the organization to support football operations. The fan experience at Lambeau Field, a top priority for the organization, continues to be ranked among the best in sports.

It was a direction both Murphy and the organization envisioned when Murphy was elected by the Packers' Board of Directors as the franchise's 10th Chief Executive Officer on Dec. 3, 2007. He began his work with the organization as president-elect on Jan. 1, 2008, and then formally took over on Jan. 28, 2008.

"I am honored to have been selected and very appreciative of this tremendous opportunity," Murphy said the day of his election. "The Packers are one of the great franchises in all of professional sports, with a rich history and incredible fan support. These are successful times for the Packers. On the field they're performing well, and off the field, they're in great shape, too. I look forward to being a part of that continued success."

Murphy, who holds a law degree and an MBA in finance, brought a unique and highly qualified background to his role as head of one of the NFL's flagship franchises, first drawing from a deep understanding and appreciation of the game that comes from an eight-year playing career with the Washington Redskins. Later, he served a combined 16 years as director of athletics at Colgate University and Northwestern University, and was an assistant executive director of the NFL Players Association and a trial attorney with the U.S. Department of Justice.

In addition to his playing career and work with the NFL Players Association, Murphy had maintained his ties to the NFL through his work on the Commissioner's Player Advisory Committee (1994-2002) as well as the NFL Youth Football Committee (2002-2011). Additionally, his NFL experience includes Super Bowl wins as a player (XVII, 1982) and as a CEO (XLV, 2010), believed to be the first such achievement in league history.

NFL Commissioner Roger Goodell, recognizing the unique experience and skills Murphy brought to the NFL as the Packers' CEO, in 2008 appointed him to the NFL's Management Council Executive Committee, the NFL owners' committee whose responsibility was to serve as the bargaining team during negotiations with the NFL Players Association which resulted in a new, 10-year Collective Bargaining Agreement in 2011. The position has allowed Murphy to increase his involvement and contributions at the league level, ensuring the organization has a voice in NFL matters.

"Mark's rare blend of experiences makes him integral to the future of the Packers and the NFL," said Goodell when appointing Murphy. "His accomplishments as an NFL player, his work with the NFLPA, and now his leadership of the Packers, provide a unique perspective to the league and also to the players. He's very effective in discussions with NFLPA executives. Mark is a bright and thoughtful individual who understands what needs to get done to create a system that benefits all sides for years to come. He is very reasonable and wants what's best for fans, the game and players, as we all do."

AT A GLANCE ...

- Named Packers President/CEO on Dec. 3, 2007, by the Packers' Board of Directors; formally assumed position on Jan. 28, 2008.
- Serves on the NFL's Management Council Executive Committee, Competition Committee, College Relations Committee and Health and Safety Committee.
- Served a combined 16 years as director of athletics at Northwestern University (2003-07) and Colgate University (1992-2003) prior to joining Packers.
- Enjoyed an eight-year NFL playing career with the Washington Redskins (1977-84); served as co-captain from 1980-84, including the Super Bowl championship team of 1982. Earned All-Pro and Pro Bowl honors in 1983.
- Is believed to be the first person to earn a Super Bowl ring as a player (XVII, 1982) and as a team's chief executive (XLV, 2010).
- Served as the Redskins' player representative to the NFL Players Association from 1980-84, including the position of vice president of the players union (1983-84).
- Holds a law degree from Georgetown University (1988) and an MBA in finance from American University (1983).
- Served as assistant executive director of the NFL Players Association (1985-88) and as a trial attorney with the U.S. Department of Justice (1989-92).
- Served on the NFL Commissioner's Player Advisory Committee (1994-2002) and the NFL Youth Football Committee (2002-2011), and currently serves on USA Football's Board of Directors.
- While a player with the Redskins, participated in the highest-scoring game in *Monday Night Football* and Green Bay Packers history, a 48-47 loss to the Packers on Oct. 17, 1983, at Lambeau Field.

In 2012, Goodell added to Murphy's NFL-level involvement by naming him to the important Competition Committee, the group composed of team executives and coaches that studies all aspects of the game and recommends rules and policy changes to NFL clubs. Goodell also placed Murphy on the NFL owners' Health and Safety Committee and the College Relations Committee.

Upon joining the Packers, Murphy broadened his knowledge of the franchise, its operations and its standing in the community by meeting with employees, shareholders, fans and members of the Board of Directors, as well as many community groups.

Among his first initiatives was to update the organization's strategic plan, a process involving all the leadership positions of the organization, including the Executive Committee and football operations. The process created core objectives to serve as a backdrop for all key business decisions. In a move to enhance those objectives, Murphy restructured the management of the organization, which included creating a new senior-leadership staff overseeing administration and finance, football operations, human resources, legal, marketing and fan engagement, and sales and corporate partnerships. The structure reflects the growth the organization has experienced in recent years and gives broader coverage across all operations with more people involved on a senior-management level.

Murphy also is directing the organization's master plan involving Lambeau Field, the Lambeau Field Atrium, the practice facilities, and property the organization owns adjacent to the stadium. Lambeau Field and the Atrium recently underwent a \$312 million, five-year expansion and renovation that included a new distributed-audio sound system (2011), two new HD video boards and the new Bellin Health Gate on the north end of the stadium (2012), 7,000 additional seats in the south end zone served by the Shopko Gate (2013), a

larger Oneida Nation Gate and new football facilities (2013), the American Family Insurance Gate, a redeveloped Harlan Plaza and new Packers Pro Shop (2014), and a new Packers Hall of Fame and restaurant, 1919 Kitchen & Tap (2015). Additionally, a two-year, \$55 million project to renovate Lambeau Field's suites and club seats was completed in 2017.

To support the Lambeau Field project, Murphy directed the Packers' fifth stock sale, an effort that netted the organization more than \$64 million. More than 268,000 shares were sold during the offering, from Dec. 6, 2011, through Feb. 29, 2012, with more than 250,000 new shareholders joining the Packers' ownership. All stadium improvements were financed without public tax money.

In 2015, the Packers announced plans for Tittletown, a nearly 45-acre mixed-used real estate development west of Lambeau Field, with the first phase including an engaging public plaza. The development is building upon the success of the renovated Lambeau Field and complements the vibrant business and hospitality clusters in the area that have experienced enhancement in recent years. Tittletown should become a destination for visitors and residents alike. In 2017, Lodge Kohler, a four-diamond hotel; a Bellin Health Sports Medicine and Orthopedics Clinic; and Hinterland Restaurant and Brewery opened during the summer. Portions of the park and plaza are slated to come online as well in 2017, including a unique tubing hill and ice-skating rink and trail. Planning is underway for additional phases, including a residential component.

Among the other initiatives Murphy has directed is the enhancement of the organization's retail operations, including the purchase of a new warehouse for the Packers Pro Shop and the establishment of a customer relationship management (CRM) program, with both efforts upgrading customer service to Packers fans.

Murphy also has worked to increase the number of outside events utilizing Lambeau Field, including Kenny Chesney concerts in 2011 and 2015, and LZ Lambeau in May 2010, a welcome back for Wisconsin Vietnam veterans. In September 2016, the Lambeau Field College Classic, presented by Carmex, saw the LSU Tigers play the Wisconsin Badgers, the stadium's first college football game since 1981. Additionally in the community, Murphy has ensured the organization remains a strong community partner, with a charity impact

of approximately \$8 million in the past year.

Inside the organization, Murphy continues to grow and develop the team's human resources, with new programs for employees such as leadership development.

The 62-year-old Murphy joined the Packers after 4½ years (2003-07) as director of athletics at Northwestern University. At the Big Ten Conference school, Murphy oversaw a 19-sport program with a \$40 million budget and 160 full-time employees. During his tenure, the school won eight individual national championships and three NCAA team titles. Additionally, the university won nine conference team championships and 34 individual Big Ten titles. A total of 49 Wildcats earned first-team All-America distinction. On the football field, the Wildcats participated in two bowl games during Murphy's tenure after playing in just four previous such contests in the program's history. In 2006-07, Northwestern finished 30th in the U.S. Sports Academy Directors' Cup standings with a school-best 626.5 points. The Wildcats ranked among the top 30 in the standings for the last three years of Murphy's tenure and in 2007 finished sixth among Big Ten schools for the third straight year after previously not placing higher than ninth.

The school's athletic success under Murphy was achieved while its student-athletes continued to excel off the field. The NCAA Graduation Success Rate (GSR) data released in October 2007 reported Northwestern's rate at 98 percent, tying it with Notre Dame and Navy for No. 1 in the nation.

Prior to his tenure at Northwestern, Murphy served as director of athletics at Colgate University in Hamilton, N.Y. (1992-2003), the school from which he graduated in 1977. During his 11 years at the helm, the university experienced a renaissance of its football program, going from 0-11 in 1995 to three consecutive appearances in the NCAA Division I-AA playoffs. In 2003, the year after Murphy's departure to Northwestern, the team made it to the championship game; the achievement of that squad – a non-scholarship program – remains one of Murphy's proudest moments.

Colgate's other teams experienced success as well, with men's basketball, women's soccer, women's volleyball, women's softball and men's ice hockey teams making NCAA tournament appearances. The school also achieved graduation rates among the highest for student-athletes in Division

THE GREEN BAY PACKERS ORGANIZATION

LAMBEAU FIELD RANKED NO. 1 GAMEDAY EXPERIENCE:

In a November 2007 *Sports Illustrated* poll on SI.com rating the gameday atmosphere for each NFL team, the experience of seeing the Green Bay Packers at Lambeau Field ranked first.

Lambeau Field topped the rankings for a second consecutive season in 2008, according to the SI.com poll. It was the only stadium to achieve a top-five ranking in each of the five categories: affordability & food, tailgating, team quality, atmosphere and accessibility.

"For all the glitz and money the NFL exudes nowadays," the poll summarized, "football's heart is still on that 'frozen tundra,' where tough guys grapple with each other while fans warm themselves on cold bleachers with hot chocolate and full-throated cheering. And that is still the essence of Lambeau."

More recently, in an October 2015 *USA Today* rankings list, the publication named Lambeau Field the No. 1 NFL stadium, calling it "the NFL's only historic gem, the only one that would appear on a sports bucket list." *Sporting News*, in August 2015, also rated Lambeau Field as the top NFL stadium, with rankings taking into account fan amenities such as seating, concessions, technology, tailgating and other key factors that affect the gameday experience. FoxSports.com in 2017 also named Lambeau Field the best stadium in the NFL, describing it as "the undisputed king of NFL stadiums."

NO. 1 ACROSS ALL OF SPORTS: Each year since 2003, *ESPN The Magazine* has ranked all 122 franchises in the four major sports based on eight major categories: bang for the buck, ownership, stadium experience, on-field leadership, fan relations, affordability, players' effort and likability, and championships won/expected

to win. The Packers finished first in the inaugural rankings in 2003 and also in June 2011, joining the NBA's San Antonio Spurs (2004, 2006, 2015) as the only team to have garnered the distinction more than once. The franchise also placed in the top 10 in 2004 (third), '05 (eighth), '08 (fourth), '10 (ninth), '12 (second), '13 (fifth), '14 (eighth), '15 (sixth) and '16 (fourth), and is one of only two teams to rank in the top 10 every year since 2010. Lambeau Field has ranked as the top NFL venue in nine of the 14 rankings and landed in the top overall spot across all sports six times.

MOST POPULAR FRANCHISES: In March 2009, the NFL and ESPN Sports Poll released a study in which it aimed to determine the nation's most popular individual pro sports franchises across all sports. The Dallas Cowboys and Green Bay Packers, always among the top vote-getters in the annual Harris Interactive Poll determining America's favorite football team, finished Nos. 1 and 2 across all franchises. NFL teams held six of the top 10 spots in the poll.

In fact, in the most recent Harris Polls determining America's favorite football team, the Packers have been ranked in the top three each year.



I during Murphy's tenure. A proud alum, Murphy had the honor of delivering the address for the university's 2012 graduation ceremony.

A former All-Pro safety for the Washington Redskins, Murphy enjoyed an eight-year career (1977-84) after originally signing with the team as an undrafted free agent in 1977. He was a co-captain from 1980-84, a period that included two Super Bowl teams (1982-83). He enjoyed his finest season in 1983, leading the NFL with nine interceptions and earning consensus All-Pro honors as well as a trip to the Pro Bowl. Murphy was named as one of the Redskins' "70 Greatest Players," as well as one of the "80 Greatest Redskins," and also is a member of the club's 50th Anniversary Team.

Joe Gibbs, the Hall of Fame former coach of the Redskins who led the team during Murphy's 1981-84 seasons, was appreciative of the player's contributions and lauded the Packers' hiring of Murphy.

"Mark meant a lot to the Redskins organization the years he was here and played," Gibbs said. "He was a great person along with being one of the brightest and most competitive people we've had here at the Redskins."

Gibbs had an influence on Murphy as well, as the Packers' CEO attributes much of his leadership style to what he learned from the successful Redskins coach.

"He had many leadership traits that I admired and tried to incorporate into my own leadership style," said Murphy. "He had a very natural way about him with the way he related to people, and he tried to be accessible. He was a very effective communicator, too, as most great leaders are. And when he worked with you, he was very fair and sincere. All those skills and traits fueled his awesome ability to motivate his teams."

A natural leader among his teammates, Murphy served as the Redskins' player representative to the NFL Players Association from 1980-84, including the position of vice president of the players union (1983-84). While a representative, he served on the players' bargaining committee during the 1982 players' strike. Those experiences have served him well in his role on the NFL's Management Council Executive Committee.

During his days with the Redskins, Murphy earned an MBA in finance from American University in Washington, D.C., attending classes full-time in the offseason and evening classes in-season. Upon completion of his playing career in 1985, he joined the NFL Players Association as assistant executive director. While with the NFLPA, Murphy served on the bargaining team, including during the 1987 players' strike, developed the agent-certification system and strengthened the PA's degree-completion and career-counseling programs.

While with the NFLPA, he started work on a law degree from Georgetown University and ultimately finished his studies full time after leaving the Players Association. Upon receiving his law degree in 1988, he worked at a Washington, D.C., law firm (Bredhoff and Kaiser) before becoming a trial attorney with the U.S. Department of Justice in 1989.

During a four-year career with the Department of Justice, he primarily represented government agencies in trials. Then, in 1992, his alma mater called and he returned to the sports realm.

At ease in public settings and with the media, Murphy enjoyed hosting a weekly radio show during his playing days and later became a sports commentator for National Public Radio (1983-92) and the Anheuser-Busch Radio Network (1986-88), offering his insights into football and sports-related legal issues in general.

Born July 13, 1955, in Fulton, N.Y., Murphy spent some of his formative years in the Houston area before moving back to the Buffalo-area community of Clarence. He was a three-sport star (football, baseball and basketball) at Clarence Central High School and was named the best all-around athlete in Western New York during his senior year. His baseball talents drew attention from major-league scouts. In 2002,



he was inducted into the Greater Buffalo Sports Hall of Fame in recognition of his achievements both on and off the field. In February 2016, Murphy returned to Clarence Central High School to present a golden football as part of the NFL's 50th Super Bowl celebration.

Murphy and his wife, Laurie, who also is a Colgate graduate, have been involved in the communities in which they've lived. Over the years, the couple has donated their time to numerous organizations, including local schools, the United Methodist Church in Hamilton, N.Y., and the First Congregational Church of Evanston, Ill. Also, while in Chicago, Murphy served on the bid committee for the 2016 Olympics, which eventually were awarded to Rio de Janeiro, Brazil. While at Colgate University, Murphy formed the Hamilton Youth Basketball League and served as its commissioner. Heavily involved in the community while with the Redskins, Murphy was named the team's "Miller Man of the Year" in 1984 in honor of his work off the field.

In Green Bay, Murphy continues a busy schedule of meeting with fans and shareholders, as well as speaking to a variety of business and community groups. He also has given his time to several community organizations to help their causes, including Big Brothers Big Sisters. Murphy also serves on University of Wisconsin-Green Bay's council of trustees and co-chaired the school's most recent capital campaign. Additionally, Murphy serves on the advisory board of the Positive Coaching Alliance, an organization created to transform the culture of youth sports to give all young athletes the opportunity for a positive, character-building experience, as well as on USA Football's board of directors.

Mark and Laurie are active supporters of foster-care services in Brown County and have had the pleasure of serving as foster parents in the community. Laurie recently helped establish the JAS (Journey to Adult Success) House in downtown Green Bay for teenagers who age out of foster care. She is also involved in a number of national and local organizations whose missions support hunger relief, as well as housing and education for underserved populations. In addition, Laurie established "Ladies of Lambeau," an inclusive group of women who are associated with the Green Bay Packers. The group hosts an annual hands-on event at Lambeau Field which benefits a variety of nonprofit organizations.

Mark and Laurie have four children: Katie, 34, a graduate of Harvard who played basketball for the Crimson and lives in Chicago with her husband, Eugene Kornel, and son, Richard, and works at Credit Suisse; Emily, 32, a 2008 graduate of Middlebury (Vt.) College with a degree in Chinese who lives with her husband, Robert Kraynak, and daughter, Louise, in Ann Arbor, Mich., where Emily and Robert both attend graduate school at the University of Michigan; Brian, 28, a graduate of Amherst (Mass.) College who played football for the Lord Jeffs and now lives in Austin, Texas, where he is in business school at the University of Texas; and Anna, 26, a graduate of Northwestern University who now works for Korn Ferry in New York City.

Away from work, Mark enjoys playing golf, fishing and participating in various forms of exercise, including bicycling, cross-country skiing and jogging.



TED THOMPSON

EXECUTIVE VICE PRESIDENT, GENERAL MANAGER
& DIRECTOR OF FOOTBALL OPERATIONS



agency playing a complementary role in addressing specific needs.

Now 12-plus years into his tenure as Executive Vice President, General Manager and Director of Football Operations, Thompson's philosophy was validated in 2010 with a win in Super Bowl XLV over the Pittsburgh Steelers, Green Bay's fourth Super Bowl title and 13th world championship.

A look at the Packers' roster for Super Bowl XLV indicates a team truly built by Thompson. Nineteen of 22 starters and 49 of 53 players on the roster were acquired by Thompson via the draft, free agency, trades or the waiver wire during his time in Green Bay.

Thompson's approach was reaffirmed the past six seasons (2011-16) as Green Bay added to one of its most successful stretches in team history. The Packers finished with a franchise-best 15 regular-season wins in 2011 while also capturing five division titles in six seasons, including four consecutive from 2011-14. It marked the first time since the league went to a divisional format in 1967 that Green Bay won four straight division titles, making the Packers the only NFC team to win its division each of those four seasons and one of only three teams in the NFL to do so over that span (Denver, New England). The 2016 season also marked the Packers' franchise-record eighth straight playoff appearance and ninth in the last 10 seasons, making them the only NFC team to accomplish those feats. Green Bay's streak of eight straight postseason berths is tied for No. 3 in NFL history behind only team teams with nine.

The Packers' success under Thompson has been due, in part, to the immediate contribution of Thompson's draft picks and undrafted free agents. Overall, the Packers rank No. 3 in games played by rookies (1,434) since 2005. Also, 29 rookie free agents have made the opening-day roster under Thompson, with 22 undrafted rookies making the Week 1 roster in the past seven seasons (2010-16), third most in the NFL over that span.

The seven-man 2016 draft class was a productive presence throughout the season, playing in 87 of a possible 112 total games. First-round pick DT Kenny Clark out of UCLA saw his impact and playtime steadily increase during the course of the season as he appeared in all 16 games, finishing No. 3 on the defensive line with 33 tackles and leading the team with five QB pressures in the postseason. LB Kyler Fackrell, a third-round selection from Utah State, was tied for second on the team with nine special teams tackles, while fourth-round pick LB Blake Martinez of Stanford ranked fifth on the team with 62 tackles and started nine games.

Three of Thompson's draft selections made their first Pro Bowl for the Packers in 2016: T David Bakhtiari, S Ha Ha Clinton-Dix and G T.J. Lang, who were joined by QB Aaron Rodgers. For Rodgers, Thompson's first draft pick as Green Bay's GM in 2005, it marked his sixth career selection.

Combining the drafts he has run in Seattle and Green Bay, 30 of Thompson's selections have earned Pro Bowl, All-Pro or All-Rookie honors, and since Thompson joined Green Bay in 2005, the Packers have drafted 14 players who have made at least one Pro Bowl appearance, No. 3 in the NFL over that span.

Highlighting the 2015 draft class were first-round selection CB Damarious Randall of Arizona State and second-

AT A GLANCE ...

- Of the 53 players on Green Bay's Super Bowl XLV championship roster, 49 of them had been acquired by Thompson since 2005.
- The 2016 season marked the Packers' franchise-record eighth straight playoff appearance (2009-16), tied for the third longest streak in league history behind only two teams with nine. Additionally, the Packers are 87-40-1 (.684) since 2009, No. 2 to only New England (99-29, .773) over that span.
- Green Bay's seven Pro Bowl selections in 2011 were the most the Packers had voted into the game since 1967, with six of those players either drafted or signed by Thompson.
- Named NFL Executive of the Year in 2007 and 2011 by *Sporting News* in a vote of his peers.
- The 2013 season was the first of Thompson's Green Bay tenure in which every player on the roster was acquired by him.
- Since 2005, the Packers rank third in games played by rookies (1,434). Also, 29 rookie free agents have made the opening-day roster under Thompson, with 22 undrafted rookies making the Week 1 roster in the past seven seasons (2010-16), third most in the NFL over that span.
- Named to his position on Jan. 14, 2005, his second stint with the organization. Earlier served eight years with the Packers (1992-99) – as assistant director of pro personnel (1992), director of pro personnel (1993-96) and director of player personnel (1997-99).
- Served five seasons (2000-04) as the Seattle Seahawks' vice president of football operations.
- Combining the drafts he has run in Seattle and Green Bay, 30 of Thompson's selections have earned Pro Bowl, All-Pro or All-Rookie honors.
- Nine starters on Seattle's Super Bowl XL team, including league MVP RB Shaun Alexander and K Josh Brown, were drafted by the Seahawks during Thompson's tenure.
- Enjoyed a 10-year playing career with the Houston Oilers (1975-84), becoming one of the most durable players in team history by playing in 146 of 147 games, missing just one contest due to injury. Was originally signed by Bum Phillips as an undrafted free agent.
- Was a three-year starter (1972-74) at linebacker and team captain (74) for SMU, earning Academic All-Southwest Conference honors, graduating with a bachelor's degree in business administration, and also lettering in baseball as a senior.

round selection CB Quinten Rollins of Miami (Ohio). Randall was named the NFL Defensive Rookie of the Month for November and appeared in 15 games with nine starts in 2015, totaling 59 tackles and three interceptions, including one returned for a touchdown. His three interceptions tied for the team lead and ranked tied for second among all NFL rookies. Rollins posted two interceptions, tied for fourth among NFL rookies, in 14 games with four starts. Green Bay also received contributions from its fourth-round selection, LB Jake Ryan. Ryan proved his mettle in 14 games with five starts, tallying 47 tackles, a fumble recovery and six special teams tackles.

The 2015 season also saw five Packers named to the Pro Bowl in FB John Kuhn, LB Clay Matthews, LB Julius Peppers, Rodgers and G Josh Sitton. A first-round choice by Thompson in 2009, Matthews was making his sixth appearance in the Pro Bowl, and first at inside linebacker. In 2012, he became the first Packer to earn Pro Bowl recognition in each of his first four seasons (2009-12) in the NFL.

The 2014 class saw first-round selection Clinton-Dix of Alabama and fifth-round selection C Corey Linsley of Ohio State earn PFWA All-Rookie Team honors after both ap-

peared in all 16 games with a combined 26 starts. Second-round selection WR Davante Adams of Fresno State and third-round pick TE Richard Rodgers of California also had an impact, ranking third and sixth on the team, respectively, in receiving yards.

The 2014 season also saw seven Packers named to the Pro Bowl: WR Randall Cobb, Kuhn, Matthews, WR Jordy Nelson, Rodgers, CB Sam Shields and Sitton. It marked the first appearances for Cobb, Nelson and Shields in the annual all-star game. Rodgers was also named NFL Most Valuable Player by *The Associated Press* for the second time in his career (also 2011) to go along with his MVP honors for Super Bowl XLV.

The 2013 draft class had a similar immediate impact on the Packers' success. Second-round pick RB Eddie Lacy was named NFL Offensive Rookie of the Year and second-team All-Pro by AP, NFL Rookie of the Year by the PFWA, and was selected to the Pro Bowl. Lacy finished the season with 1,178 rushing yards, the most in franchise history by a rookie. Lacy followed up his rookie campaign with 1,139 rushing yards in 2014 to become the fifth player in franchise history to record back-to-back 1,000-yard rushing seasons. The 2013 draft also produced Bakhtiari (fourth round), the only rookie in the NFL to start at the all-important left tackle position in every game during the 2013 season.

Despite coming off a world championship in 2010 and featuring one of the deepest rosters in the league, the Packers received consistent contributions from Thompson's 2011 draft class in their rookie seasons. Second-round pick Cobb finished the season ranked No. 2 in the NFL (No. 1 among rookies) with a 27.7-yard kickoff return average and No. 7 in the league (No. 2 among rookies) with an 11.3-yard punt return average. Cobb continued to excel in 2012, setting a franchise record with a league-leading 2,342 combined net yards. Additionally, Cobb became the first player in NFL history to post 900-plus receiving yards (959) and 900-plus kickoff return yards (964) in the same season.

The combined achievements authored by the 2010 and 2011 teams assembled by Thompson have a prominent place in Packers and NFL history. Covering a span of 364 days, Green Bay won 19 consecutive games (including

postseason) over the two seasons. The 19-game winning streak began in Week 16 of 2010 and lasted until Green Bay suffered its lone regular-season defeat at Kansas City in Week 15 of the 2011 season. The streak was the longest in franchise history and was the second-longest winning streak in NFL history (including playoffs) behind only the 2003-04 New England Patriots (21 games). Perhaps most impressively, the Packers never trailed in the fourth quarter during their 19-game winning streak.

Seven of Thompson's players were selected to the Pro Bowl following the 2011 campaign, the most the Packers had voted to the all-star game since 1967. The selections included WR Greg Jennings, Kuhn, Matthews, NT B.J. Raji, Rodgers, C Scott Wells and CB Charles Woodson. Six of the selections were acquired by Thompson as Jennings, Matthews, Raji and Rodgers were draft picks while Kuhn was claimed off waivers and Woodson was signed as a free agent. It was the fourth straight Pro Bowl selection for Woodson, the NFL Defensive Player of the Year in 2009 who was signed by Thompson in 2006.

In 2010, the Packers posted a 10-6 mark and qualified for the postseason for the third time under Thompson. Winners of three straight playoff games on the road, Green Bay became just the second No. 6 seed (2005 Steelers) to win a Super Bowl since the NFL went to a 12-team playoff format in 1990.

The Packers featured eight Pro Bowl selections in 2010, with five of the players being voted to the initial squad. Four of the eight players were draft picks of Thompson's and two more were signed as free agents.

What made the Packers' championship season in 2010 even more notable was the adversity the team faced due to injuries. Green Bay finished the year with 15 players on injured reserve, and eight of them had started at least one game on the season. Six starters from the opening-day depth chart sustained season-ending injuries in the first seven games.

Because of those injuries, the roster depth that Thompson had built during his tenure came to the fore. Rookies such as T Bryan Bulaga, a first-round draft pick in 2010, and Shields and LB Frank Zombo, both undrafted free agents in '10, were called upon to step into prominent roles. A pair of fourth-year players, LB Desmond Bishop and S Charlie Peprah, moved into the starting lineup and became key cogs on defense after contributing primarily on special teams earlier in their careers. RB James Starks, a sixth-round pick in 2010 who was limited to just three games during the regular season because of an injury, led the NFL with 315 rushing yards in the postseason, third most in league history by a rookie RB in the playoffs.

The Packers' Super Bowl XLV team was a direct reflection of the philosophy that Thompson has held true to throughout his Green Bay tenure, one that should put the franchise in good position to contend for championships on an annual basis. Since taking over as GM, Thompson has focused on rebuilding and improving the bulk of the roster, mostly through the draft.

In his first four drafts from 2005-08, Thompson utilized 14 trades, all but one of them down, to turn 31 picks into 43 selections, plus an extra choice in '09. In 2009-10, however, his trades went in the other direction as the improved roster core allowed him to focus less on the overall quantity of picks. Those two years, Thompson traded up for specific players he had targeted in certain rounds.

In 2009, after selecting Raji out of Boston College with the No. 9 overall selection in the first round, Thompson traded a second-round pick and two third-round selections – Nos. 41, 73 and 83 overall – to New England to get another crack at a first-round talent. He moved up 15 spots to No. 26 overall and nabbed Matthews out of Southern

PACKERS GENERAL MANAGERS

| | |
|---------------------|--------------|
| Curly Lambeau..... | 1946-49 |
| Verne Lewellen..... | 1954-58 |
| Vince Lombardi..... | 1959-68 |
| Phil Bengtson..... | 1969-70 |
| Dan Devine..... | 1971-74 |
| Bart Starr..... | 1975-80 |
| Ron Wolf..... | 1992-2000 |
| Mike Sherman..... | 2001-04 |
| Ted Thompson..... | 2005-present |

Note: Includes only those who held the actual title, general manager, and the football seasons in which they held it. Lambeau, Lombardi, Bengtson, Devine, Starr and Sherman doubled as head coaches during the years listed, although Lombardi was GM only in 1968.



California, while also receiving a 2009 fifth-round pick in return from the Patriots.

Just like that, not only did Thompson give the Packers two first-round draft choices for the first time in 16 years, he added highly touted prospects at the two linchpin positions in the 3-4 defense – a middle anchor and an outside pass rusher.

Thompson followed in the footsteps of his mentor, Ron Wolf, in becoming Green Bay's GM, and following the 2007 season he joined Wolf in becoming the only people in the history of the organization to be recognized as the best in their field in a vote of their peers as the NFL Executive of the Year by *Sporting News*. He further cemented his reputation in the NFL by winning the award for a second time following the Packers' record-setting 2011 season.

Preceding his first award, Thompson left an undeniable stamp on Green Bay's successful 2007 season. In just his third campaign as GM, he assembled a roster that was the youngest yet one of the most talented in the NFL, and the Packers went 13-3, won the NFC North Division title, and advanced to the NFC Championship Game for the first time in a decade.

"I'm honored to receive this award on behalf of the Green Bay Packers," the humble Thompson said. "We view this as a team honor and feel the coaches, players and staff should all be very proud of the job they've done in helping this franchise succeed."

The prestigious award acknowledged Thompson for his diligence and success as the team came within an overtime field goal of advancing to the Super Bowl. But it also served as recognition for Thompson's overall body of work since taking his current position in 2005.

One of the biggest additions to the playoff-bound team came from a key trade. Thompson acquired RB Ryan Grant from the New York Giants at the end of training camp for a sixth-round draft choice, adding the former Notre Dame standout to a crowded but banged-up backfield.

Grant eventually took over as the feature back midway through the season and proceeded to rush for nearly 1,000 yards, adding 201 yards and three TDs in the NFC Divisional playoff victory over Seattle, both Green Bay postseason records. He went on to add back-to-back 1,200-yard campaigns in 2008-09.

Surprising many with the hiring of Mike McCarthy as head coach in January 2006, Thompson embarked on turning around a 4-12 team beset by injuries and salary-cap concerns in his first season. The improvement to an 8-8 mark in 2006, followed by the playoff run in 2007, netted McCarthy the Motorola NFL Coach of the Year award and placed both Thompson and his chief hire at the top of their professions.

Thompson's career as a football executive came full circle Jan. 14, 2005. That day, former Green Bay Packers CEO Bob Harlan gave him full authority over all aspects of football operations for the storied franchise.

In becoming the 10th general manager in club history,

Thompson rejoined the team with which he received his start under Wolf in 1992. After working for the legendary general manager through the 1999 season, Thompson spent five years as vice president of football operations for the Seattle Seahawks.

"It's almost a dream-come-true-type job," Thompson said. "You think about, when you're a young kid, some of the things you'd like to do when you grow up and you think maybe manager of the New York Yankees or maybe the general manager of the Green Bay Packers. So it's a thrill, it's an honor."

For Harlan, the selection of Thompson to lead Green Bay's football fortunes was an easy choice, and Thompson has validated that confidence in his selection by successfully remaking the roster into one he and the organization believe is built for long-term success.

"I feel Ted is a perfect fit for the Packers," Harlan said, introducing Thompson in 2005. "He is a respected National Football League veteran who is a proven talent evaluator and an efficient administrator. He knows the people in our personnel department and he is familiar with how we run our football operation. He embraces the Packers' championship tradition, and he was very anxious to have the opportunity to return to Green Bay."

Now in his 36th NFL season, including 10 years as a player, Thompson knows and respects the position the Packers hold in the hearts of the fans, and around the league.

"The history and tradition of this place is unrivaled in professional sports," Thompson said. "I understand the passion the people here have for their team. Ron (Wolf) told me this is the best job in the National Football League. I never forgot that."

The 64-year-old Thompson not only joined an organization with which he was familiar, but also oversees a respected staff that includes Eliot Wolf, director-football operations, Brian Gutekunst, director of player personnel, and Alonzo Highsmith, senior personnel executive.

Former Thompson staffers include current Kansas City Chiefs general manager John Dorsey, Oakland Raiders general manager Reggie McKenzie, Raiders director-college scouting Shaun Herock and Seattle Seahawks executive vice president/general manager John Schneider.

Almost immediately upon taking over, Thompson made a crucial choice for the long-term benefit of the club. In the 2005 NFL Draft, Rodgers had been projected as high as the No. 1 overall pick, but he wasn't taken there and ended up sliding all the way down to the Packers at No. 24. One year later, Thompson handed Rodgers to an accomplished quarterback mentor in McCarthy to mold him into the team's signal caller of the future.

In 2008-09, following the retirement and subsequent trade of Brett Favre, Rodgers became the first quarterback in league history to eclipse 4,000 yards passing in each of his first two seasons as a starter. Rodgers surpassed the 4,000-yard mark again in 2011 and 2012 and posted 21,332 passing yards from 2008-12. That total ranks first

DRAFT PICKS BY SCHOOL, 2005-2017

A breakdown of the 121 draft picks under Ted Thompson and the personnel staff since 2005. BCS schools are those colleges and universities that currently compete in the Atlantic Coast, Big 12, Big East, Big Ten, Pac-12 and Southeastern conferences. (BCS/non-BCS is based on the school's conference at the time of the player's final collegiate season.)

BCS: 82

UCLA 5, Iowa 4, California 4, Arizona State 3, Colorado 3, Louisiana State 3, Louisville 3, Stanford 3, Texas A&M 3, Alabama 2, Auburn 2, Boston College 2, Michigan State 2, Mississippi State 2, North Carolina State 2, Ohio State 2, Oklahoma 2, Purdue 2, Southern California 2, South Florida 2, Virginia Tech 2, Wisconsin 2, Arkansas, Arizona, Baylor, Cincinnati, Florida, Florida State, Georgia, Georgia Tech, Indiana, Kansas State, Kentucky, Maryland, Michigan, Nebraska, North Carolina, Northwestern, Penn State, Rutgers, South Carolina, Tennessee, Texas, Utah, Vanderbilt, Wake Forest, Washington

Non-BCS: 39

Boise State 2, Brigham Young 2, Fresno State 2, San Diego State 2, Texas Christian 2, Utah State 2, Alabama-Birmingham, Albany, Appalachian State, Bethune-Cookman, Buffalo, Central Florida, Cornell, East Carolina, Eastern Michigan, Furman, Grand Valley State, Hawaii, Illinois State, Louisiana-Lafayette, Maine, Miami (Ohio), Missouri Southern State, Nevada, New Mexico State, North Carolina A&T, Northwest Missouri State, Saginaw Valley State, San Jose State, Southern Mississippi, Tennessee-Chattanooga, Texas-El Paso, Western Michigan



in NFL history for the most passing yards by a QB in his first five seasons as a starter, surpassing the previous mark held by Peyton Manning (20,618, 1998-2002). Rodgers' career passer rating of 104.1 ranks No. 1 in NFL history, and his 122.5 passer rating in 2011 set a single-season NFL record, topping Manning's 121.1 mark in 2004. Additionally, Rodgers' 1.55 career interception percentage is tops in NFL history.

Although Thompson prefers to shift the spotlight in another direction, his fingerprints were also all over the Seahawks' road to Super Bowl XL during the 2005 season. League MVP Shaun Alexander, Thompson's first draft pick in Seattle, captured the 2005 league rushing title and established a then-single-season NFL record with 28 TDs. Nine of Seattle's Super Bowl starters, as well as K Josh Brown, were drafted by Thompson. That list included G Steve Hutchinson, a Pro Bowler in seven of his 12 NFL seasons.

Thompson's philosophy on building a successful team relies heavily on drafted players as a foundation. In today's NFL, teams can't win consistently with free agency as their primary tool. And in building through the draft, the Packers place a premium on character.

But despite how much value he places on the draft, Thompson also will use the free-agent market as another tool to build the roster. In Green Bay, he has brought in players like Woodson, DT Ryan Pickett and most recently Peppers, among others, to either take over starting jobs or provide valuable, experienced depth at their positions.

"I think free agency is a very interesting tool to use to help you patch some holes and do some things," said Thompson, who signed five unrestricted free agents in 2006, the Packers' most since 1998. "There's no reluctance on our part. We do try to make certain that what we do is not just fantasy football. We're investing in a player that's got to come in and play a particular role. If we don't think that player can perform to that contract, then it doesn't make sense for us to do it just to say, 'Look what we've spent.'"

In Green Bay annals, Thompson is only the fourth general manager to serve exclusively from the front office, joining Verne Lewellen (1954-58), Vince Lombardi (1968) and Wolf (1992-2000).

The low-profile Thompson has a proven track record as an evaluator. Overseeing Seattle's draft board from 2000 through 2004, Thompson provided the Seahawks a solid foundation which they used to make three straight playoff appearances (2003-05). His 2003 draft saw Thompson land three players – Brown, CB Marcus Trufant and S Ken Hamlin – who not only made immediate front-line contributions as rookies, but who also became cornerstone players for years to come.

Just one year later, those three were instrumental in Seattle's 2004 NFC West championship. In the Seahawks' playoff game that year, 11 of 22 starters were acquired through Thompson's drafts. In his first two Green Bay drafts, Thompson selected S Nick Collins in 2005 and LB A.J. Hawk, Jennings and G Daryn Colledge in 2006. All

four were named to the *Pro Football Weekly* All-Rookie team. In '07, he drafted K Mason Crosby, whose 1,267 career points are the most in franchise history.

Prior to 2009, Thompson selected 43 players in his first four drafts as GM, signaling the rebuilding of the roster core that had seen only 27 draft picks in the four years (2001-04) before Thompson returned to Green Bay.

As a result, offseason competition for positions on Green Bay's 53-man roster has been fierce since Thompson took over. The goal is to improve the team's play through competition, just as it was when Bum Phillips annually brought in younger talent to try to take Thompson's job during the former linebacker's 10-year playing career with the Houston Oilers.

A former Oilers teammate, Mike Reinfeldt, helped to launch Thompson's second football career. In 1992, Reinfeldt, then the Packers' vice president of administration, recommended that Wolf take a look at Thompson as a potential pro scout for his staff. Wolf subsequently brought Thompson in to audition as a personnel evaluator, and Thompson always has felt he learned a lot from Wolf.

"He taught me passion, he taught me work ethic, he taught me believing in yourself, to have confidence, to write down what you see, not what other people see, and to trust yourself."

During his first tenure in Green Bay, Thompson was instrumental in providing talent that produced an 83-45 record (.648), six straight playoff berths, two Super Bowl appearances and the 1996 world championship. With his help, the team acquired free agents Reggie White, Sean Jones, Don Beebe, Santana Dotson and Desmond Howard. Through the draft, Green Bay added Vonnie Holliday and Donald Driver, the Packers' all-time leading receiver.

A possessor of strong football credentials and keen knowledge of the game gleaned from his decade-long playing career, Thompson credits Wolf with deepening his understanding of the scouting process and cites his experience in Seattle working with Mike Holmgren as very valuable in terms of his growth as a football person, running an organization and making decisions that affect the team in the present and in the future.

A versatile linebacker during his 10-year NFL playing career with the Oilers (1975-84), Thompson also was one of the most durable players in team annals, missing just one of 147 contests due to injury. He started eight games over the course of his career and also played in seven postseason contests (1978-80), with the Oilers going 4-3 in those games, losing in the AFC Championship to the Steelers in both 1978 and 1979. He originally was signed by Phillips as an undrafted free agent.

Thompson's Oilers teammates included Pro Football Hall of Famers Earl Campbell, Mike Munchak, Elvin Bethea, Warren Moon and Bruce Matthews (current Packer Clay's uncle). Thompson also served as a reserve kicker and converted all four PATs he attempted in an emergency situation vs. the N.Y. Jets in a 1981 contest.

Collegiate, Thompson was a three-year starter (1972-74) at linebacker and team captain (1974) for SMU. As a sophomore, he played under head coach Hayden Fry, and Phillips, his eventual pro coach, was defensive coordinator. He also served as the team's placekicker as a senior. Following his football career, in the spring of 1975, he lettered as an outfielder for the Mustangs' baseball team. Thompson gained Academic All-Southwest Conference honors and graduated with a bachelor's degree in business administration.

Born Jan. 17, 1953, in Atlanta, Texas, Thompson was an all-region player at the city's high school, lining up at running back, linebacker and placekicker. He also lettered in basketball, baseball, track and golf. He is single and enjoys an occasional round of golf in times of leisure.



RUSS BALL

VICE PRESIDENT OF FOOTBALL ADMINISTRATION/PLAYER FINANCE



FRONT OFFICE

COMMUNITY

ADMINISTRATION

VETERANS

DRAFT &
FREE AGENTS

2016 REVIEW

RECORDS &
HISTORY

LAMBEAU
FIELD

MISC.

Russ Ball, entering his 29th season in the NFL, begins his 10th season in Green Bay as the organization's vice president of

football administration/player finance.

Named to the position on Feb. 13, 2008, Ball brings a vast array of experience to the Packers' front office and is highly involved in all team decisions both on and off the playing field. He is responsible for negotiating player contracts and managing the salary cap, in addition to the daily supervision of football-administration departments including athletic training, equipment, video, corporate travel, player development, family programs and public relations.

"The first thing that needs to be said is that Russ Ball is a good man," said Ted Thompson, Packers Executive Vice President, General Manager and Director of Football Operations. "He is a tremendous help to all of us here with the Packers, and his influence is felt throughout the organization. He does a lot of valuable work that often goes unnoticed by many. Russ is also a steady hand and a valued friend that we all come to for advice. He represents the Packers proudly, and we are fortunate to have him with us."

Before coming to Green Bay, Ball spent six seasons (2002-07) with the New Orleans Saints, the final two as vice president of football administration and the first four as senior football administrator. His responsibilities with the Saints included monitoring the salary cap, contract negotiations and roster management, as well as maintaining the team's compliance with NFL and Management Council regulations. Ball also coordinated different areas of the football operations, and was involved in several other administrative functions with the club.

During his time in New Orleans, Ball also served in a similar capacity with the New Orleans VooDoo of the Arena Football League from 2004-07. He was selected by the Saints to attend the 2005 NFL Managers Program at Stanford University's Executive Education Graduate School of Business.

AT A GLANCE ...

- Joined the Packers organization as vice president of football administration/player finance on Feb. 14, 2008.
- Entering his 29th season in the NFL, having previously worked for the New Orleans Saints, Washington Redskins, Minnesota Vikings and Kansas City Chiefs.
- Responsible for negotiating player contracts and managing the salary cap, as well as the daily supervision of football-administration departments including athletic training, equipment, video, corporate travel, player development, family programs and public relations.
- Began his NFL career with the Chiefs in 1989 as assistant strength and conditioning coach.

Ball, 58, spent the 2001 season as director of football administration for the Washington Redskins, where his duties included managing the salary cap as well as team operations, as he oversaw the video, athletic training, equipment, strength and conditioning and player development departments.

Ball served as senior football administrator for the Minnesota Vikings from 1999-2000, where he assisted with salary-cap management and player contracts. He began working in the NFL with the Kansas City Chiefs and spent 10 seasons (1989-98) there, the final two in football operations as administrative assistant to then-head coach Marty Schottenheimer. Ball began his career with the Chiefs as an assistant strength and conditioning coach.

A 1981 graduate of the University of Central Missouri, Ball was a four-year letterman at center for the Mules. He served as head strength and conditioning coach at the University of Missouri from 1982-89 and earned his master's degree in human performance from Missouri in 1990.

Ball was born in Moberly, Mo. He and his wife, Diana, reside in Green Bay and have two children, Joe, 31, and Andrea, 19. Away from work, Ball enjoys spending time with his family.

PRESIDENT KENNEDY ASSISTS PACKERS TO 1961 CHAMPIONSHIP

Vince Lombardi won nine straight postseason games, a streak that began in 1961 during the Berlin Crisis when Paul Hornung, Ray Nitschke and Boyd Dowler were called up to active military duty.

Hornung was ordered to report to Fort Riley, Kan., Nitschke and Dowler to Fort Lewis, Wash.

All three reported by mid-November and were at the mercy of their base commanders as far as getting weekend passes to play football. In the end, Dowler played all 14 games that season; and Nitschke and Hornung each played 12.

In fact, Hornung played enough to be named the NFL's Most Valuable Player.

But with the league's championship game scheduled for Dec. 31, Coach Vince Lombardi was fretting over how much practice time the three would get.

That proved to be no problem for Dowler and Nitschke. They were given 14-day leaves and arrived back in Green Bay Dec. 22. But Hornung was awarded just a six-day leave that wasn't going to start until Dec. 27, leaving him scant time to practice.

Based on secondhand accounts, the story goes that Lombardi decided to pull some strings. He had President John F. Kennedy's private phone number at the White House and called him. Kennedy, in turn, called Fort Riley with clear instructions that Hornung be given an earlier release.

Orders were followed and Hornung arrived in Green Bay not only in time for a week of practice, but to escort a date to Green Bay's Charity Ball on Dec. 23.

The Packers ended up beating the Giants, 37-0, and Hornung was named the game's MVP.

The Berlin Crisis was a Cold War confrontation between the United States and the Soviet Union over the occupation of the German capital. At its height in late 1961, there was fear that it could trigger a nuclear war.



PAUL BANIEL

VICE PRESIDENT OF FINANCE AND ADMINISTRATION

Paul Baniel is in his ninth year heading up the Green Bay Packers' financial operations and is in his sixth year serving as vice

president of administration for the organization.

In addition to leading the daily operation of the club's finance, facility and information technology departments, Baniel represents the Packers at the NFL level on economic issues and leads strategic initiatives of the organization. He was integrally involved in Lambeau Field's \$312 million expansion and renovation project, drawing on his experience with major projects with the Milwaukee Brewers and Potawatomi Bingo Casino while in leadership roles in those organizations. Additionally, he helped to oversee the team's recent \$55 million project to renovate the stadium's suites and club seats, and is integrally involved with planning for Titledown, the organization's mixed-use real estate development on nearly 45 acres of land immediately west of Lambeau Field that will maximize its unique location to attract visitors, spur regional economic growth, offer amenities to residents and complement the greater Green Bay area's draw as an excellent location to live, work, play and visit.

Baniel, a Certified Public Accountant and Chartered Global Management Accountant, also oversees the audit process and works closely with the organization's treasurer, the Board of Directors' audit and investment committees, and the stadium district.

"Paul is a key leader in our organization," said Packers President/CEO Mark Murphy. "His experience in professional sports has been an important asset to the organization, especially during our recent significant work on Lambeau Field. We appreciate his strong leadership within the organization and the impact he has on our development efforts around Lambeau Field, including Titledown."

Baniel (pronounced BAN-yel), who joined the Packers on July 30, 2009, moved to Green Bay from Milwaukee, where he had spent more than six years (2003-09) as the chief financial officer of Potawatomi Bingo Casino. At Potawatomi, he helped lead the planning and construction of a \$240 million expansion of the facility, which opened in 2008.

AT A GLANCE ...

- Last name is pronounced BAN-yel.
- Joined the Packers as vice president of finance in August 2009; named vice president of finance and administration in July 2012.
- Beginning his 31st year in the sports and entertainment industry, including 16 years with the Milwaukee Brewers and nine years with Potawatomi Bingo Casino.
- A CPA and CGMA, received his accounting degree with honors from the University of Wisconsin-Milwaukee.

Prior to that, Baniel worked 16 years for the Milwaukee Brewers from 1986 through 2002. He served as the team's vice president of finance as well as treasurer and secretary for the final seven years of his tenure (1995-2002), coordinating the financing for the construction of Miller Park.

Baniel, 55, also worked for three years (1983-86) at the Milwaukee office of Price Waterhouse, a national public accounting firm, before joining the Brewers.

A Milwaukee native, Baniel graduated from Hamilton High School in nearby Sussex and earned his accounting degree with honors from the University of Wisconsin-Milwaukee in 1983. He earned his CPA certification that same year and is a member of several financial and accounting organizations, including the American Institute of Certified Public Accountants, Wisconsin Institute of Certified Public Accountants, Financial Executives International, and the Institute of Management Accountants. In the community, he has served on the board of directors of The New North and Special Olympics Wisconsin.

Baniel was born Nov. 10, 1961. He and his wife, Nancy, reside in Green Bay and have four children: Nick, Claire, Mary and Abby.

In his spare time, Baniel enjoys music, travel, golf, bicycling and spending time with friends and family.

STUDY SHOWS PACKERS' ECONOMIC IMPACT ON THE COMMUNITY

The Packers are the only franchise in professional sports to be owned and sustained by their fans, so most people know how much the community has meant and continues to mean to the team. But one question has long gone unanswered: "What do the Packers mean to the community?" To answer that very question from a quantifiable and tangible economic standpoint, the Green Bay/Brown County Professional Football District commissioned what is regarded as the most comprehensive economic impact study of the last 10 years on the subject when it contracted the firm AECOM Economics in 2009. Below are some of the findings and highlights of the report:

-The total economic impact of the Packers and the renovated Lambeau Field on the community was an estimated \$281.5 million in 2009. That total included the existence of 2,560 jobs and more than \$124 million in earnings.

-The Packers' 10 home exhibition and regular-season games in 2009 had a \$123.3 million impact on Brown County. For each game, the team generates approximately \$12.3 million in economic impact to the community.

-When including the days visitors are in Green Bay to attend summer's training camp, the impact increases by another \$7.4 million.

-Shown that in 2009, the total economic impact attributed to spending by the Packers and Lambeau Field was \$141 million, including the creation of 760 jobs and the generation of \$80.6 million in wages.

-The fiscal impact of taxes to local and state governments courtesy of both training camp and Packers games was an estimated \$8.7 million.

The South End, which opened in 2013, included the addition of approximately 7,000 new seats and now generates an additional spending impact of approximately \$11 million each year. In addition to the newly added seats, the Packers completed extensive renovations to the Atrium in 2015, a project that included a new Packers Pro Shop; new American Family Insurance Gate; and a new restaurant, 1919 Kitchen & Tap. In total, over the five years of work, the projects employed more than 3,000 workers and generated more than \$130 million in wages.



CRAIG BENZEL

VICE PRESIDENT OF SALES AND BUSINESS DEVELOPMENT



Benzel, who was promoted to the position on May 12, 2014, oversees corporate sales, premium seating, ticketing, food and beverage, events, the Hall of Fame and guest services. He had served the previous 12 years as director of marketing and corporate sales, a position in which he helped the organization achieve record local revenues as it expanded its partnerships and added innovative new inventory in premium seating, among other accomplishments.

“Craig is a valuable member of our senior staff,” Packers President/CEO Mark Murphy said. “His experience with the organization has served him well in his expanded role, particularly with our business partners, who are key to the success of the organization. Craig has shown great growth in his position as a vice president and will play an increasing role in the leadership of the organization.”

Prior to joining the Packers in 1998, the 53-year-old Benzel served as vice president of marketing for the Milwaukee Wave for six years (1993-98), managing all aspects of revenue generation, including corporate sponsorships, tickets, promotions, and television and radio programming. Before his tenure with the Wave, Benzel worked in sports marketing for the University of Wisconsin-La Crosse (1991-93).

AT A GLANCE ...

- Joined the Packers in 1998; named vice president of sales and business development on May 12, 2014.
- In his 27th year in the sports industry, including 19 years with the Packers, six years with the Milwaukee Wave and two years with the University of Wisconsin-La Crosse.
- Longtime Wisconsin resident, earned his bachelor's degree from Ripon College and his MBA from UW-La Crosse.

A longtime Wisconsin resident, Benzel was born Oct. 23, 1963, in Hot Springs, S.D., before moving to the state. He earned his bachelor's degree in economics and business management from Ripon College and his MBA from the University of Wisconsin-La Crosse. In the community, he serves as a board member for the Green Bay Branding Initiative and its “A Greater Green Bay” campaign and was a charter board member in the creation of the Anxiety Disorders Foundation, now part of the Rogers Memorial Hospital Foundation. Benzel's family includes his wife, Jodi, and children Kaylee, 20, and Max, 16; they reside in Pulaski, Wis.

NAMES ON THE FAÇADE

The names gracing the east and west façades are among the more awe-inspiring features of Lambeau Field's bowl. The names represent the 24 men who have been inducted into the Pro Football Hall of Fame primarily for their years spent with the Green Bay Packers.

Of the 24 names, 21 were players. Earl “Curly” Lambeau and Vince Lombardi were inducted as coaches. Ron Wolf was inducted into Canton in 2015 as a general manager. Quarterback Brett Favre's name was added to the façade during the 2016 season, following his induction into Canton.

Four of the names were charter inductees of the Pro Football Hall of Fame in 1963: Lambeau, Don Hutson, Robert “Cal” Hubbard and John “Blood” McNally.

Hutson, Hubbard and Blood played during the Lambeau era, as did Clarke Hinkle, Mike Michalske, Arnie Herber and Tony Canadeo. Of the 21 players, 11 of them spent their prime playing for Lombardi: Jim Taylor, Forrest Gregg, Bart Starr, Ray Nitschke, Herb Adderley, Willie Davis, Jim Ringo, Paul Hornung, Willie Wood, Henry Jordan and Dave Robinson.


James Lofton's and Reggie White's Packers careers were played in later eras.

In deference to the Pro Football Hall of Fame, the names appear on the façade as they do on their busts in Canton with nicknames or adopted names included in quotation marks. That's why John “Blood” McNally is listed as he is. While McNally was his given name, he never used it during his playing career, even to sign his contracts. Nor did the name McNally ever appear in a Packers program or press book, or in newspaper coverage of the day. He was simply Johnny Blood, one of the most magical names in sports in the 1920s and 1930s.

The years listed are only the years the players spent with the Packers. Only seven of the inductees spent their entire NFL careers with the Packers: Hutson, Hinkle, Canadeo, Starr, Nitschke, Hornung and Wood. Lombardi was inducted in Canton only as a coach. That's why the years listed under his name don't include 1968, when he served strictly as Green Bay's general manager.

The names were arranged on the façade in no particular order.

Also gracing the interior walls of the Lambeau Field bowl are the years of the Packers' NFL-record 13 world championships and the team's retired numbers. Favre's No. 4, which was retired July 18, 2015, when he was inducted into the Packers Hall of Fame, was unveiled on the façade next to the five other retired numbers during Green Bay's home game against the Chicago Bears on Thanksgiving, Nov. 26, 2015.





GABRIELLE DOW

VICE PRESIDENT OF MARKETING AND FAN ENGAGEMENT

Gabrielle Dow, possessor of 23 years of diverse experience across professional sports, entertainment and venues, is in her

fourth year as the Packers' vice president of marketing and fan engagement.

Dow, who was named to the position on May 12, 2014, oversees the Packers' retail operations, digital and broadcast, marketing, brand engagement, business research and analytics, and game presentation.

In her three years with the Packers, Dow and her team have enhanced the gameday experience with a variety of new elements in Lambeau Field, including the use of pyrotechnics and a revamped music selection, along with "Get Loud Lambeau," a fan-engagement campaign that encourages game attendees to support and energize the players and coaches. Dow also introduced a new fan-spirit initiative, "Green and Gold Friday," enhancing the fan tradition of wearing Packers colors and gear to work, school and in the community each Friday to ramp up support and enthusiasm for the team.

"Gabrielle has been a great addition to the Packers," Packers President/CEO Mark Murphy said. "Her experience and new initiatives have been excellent for the organization and our fans. She's had an immediate impact in revenue areas, including the Packers Pro Shop. We look forward to her continued work in enhancing the connection with our fans and in their experience following and supporting the team."

Dow joined the Packers from the Baltimore Ravens, where she had served as vice president of marketing for eight years, a position in which she oversaw the team's marketing, promotions, sponsor activations, brand management, game entertainment and fan-affinity efforts. With the Ravens, Dow created successful fan initiatives such as "Purple," a first-ever female fan club that has grown to 25,000 members, and launched the Ravens' own "Purple Friday" campaign, creating an engaging Baltimore tradition that kids and fans of all ages participate in every Friday during the football season.

AT A GLANCE ...

- Joined the Packers organization as vice president of marketing and fan engagement on May 12, 2014.
- Has 23 years of experience in professional sports, entertainment and venues, including eight years with the Baltimore Ravens as vice president of marketing.
- Other pro sports experience includes the NHL's Florida Panthers and AEG, marketing the NBA's Los Angeles Lakers, as well as the Staples Center, Kodak Theatre and The Forum.

Dow's other professional sports experience includes two years (2003-05) with the NHL's Florida Panthers, where she directed the marketing of hockey, concerts and family entertainment, and four years (1999-2002) with AEG, marketing the NBA's Los Angeles Lakers, as well as the Staples Center, Kodak Theatre and The Forum.

The 45-year-old Dow was honored as one of Maryland's Top 100 Women by the *Maryland Daily Record* in recognition of her professional accomplishments, community leadership and commitment to mentoring. Additionally, in March 2014 she received an Executive Management Award by SmartCEO, an award that honors executives who have gone above and beyond to support and lead their organizations.

Dow also teaches a sports marketing and innovation MBA course to graduate students at St. Norbert College in nearby De Pere, Wis.

Born Oct. 18, 1971, in San Francisco, Dow earned her bachelor's, MBA and law degrees from the University of Oregon. She and her husband, Jeff, a Port Washington, Wis., native, have maintained strong ties to Wisconsin, as Jeff's parents live in Port Washington and his extended family runs a dairy farm in Lomira, Wis. The couple has a daughter, Danielle, 12, and a son, Jackson, 8.

SHOVELING SNOW AT LAMBEAU

One of the more recent traditions that has taken hold among Packers fans is answering the call to shovel snow off the Lambeau Field bleachers.

When the team needs help clearing the stands for an upcoming game, it issues a press release or uses social media to alert fans. The Packers provide the shovels and the fans, in turn, provide the muscle (pictured, lower right).

During the 2015 season, the Packers put out a call on Dec. 31 and Jan. 1 prior to their Jan. 3 home game against the Minnesota Vikings. It marked the 27th and 28th occasions that Packers fans have been asked to shovel snow since 2005.

Fans at least 15 years old who arrive early enough often shovel for several hours. Participants receive \$10 per hour upon completion of their work.

While shoveling the stands is a more recent development, fans for generations have been eager to help the Packers in times of need.

Prior to the 1965 NFL Championship Game, played in Green Bay on Jan. 2, 1966, about 25 young volunteers helped close to 60 stadium workers shovel and haul away snow off the large tarpaulins that had covered the field (pictured, upper right).

Prior to the game, the Packers also had spread 40 tons of marsh hay over the playing surface to keep it from freezing. That, too, had to be removed.

The nearly five inches of wet, heavy snow that blanketed the turf fell the morning of the game.

The Packers tried using a helicopter to dry out the field and blow snow off the seats, but it didn't work out and the stadium crew wound up trying to clear the seating areas, as well.

NFL Commissioner Pete Rozelle was in attendance, but said he never considered calling off the game.

"I think you may be better equipped to handle this sort of thing here than any other place in the league," said Rozelle, directing his remarks to local reporters.





NICOLE LEDVINA

VICE PRESIDENT OF HUMAN RESOURCES



Nicole Ledvina is in her fourth year as vice president of human resources with the Green Bay Packers.

Promoted to her new position on Jan. 21, 2014, Ledvina has been with the organization since 2003, most recently serving as the director of human resources.

"Nicole has been a great asset to the Packers during her 14 years with the organization," Packers President/CEO Mark Murphy said. "She's been a valuable member of our leadership team and senior staff, and has shown tremendous growth during her time here. She's highly respected throughout the entire organization and contributes greatly to our success."

In addition to overseeing all human-resource matters for the organization, the 42-year-old Ledvina leads strategic planning and staff-development efforts. Professionally, she is a member of the Society for Human Resources Management (SHRM), through which she has a certification as a Professional in Human Resources (PHR), and The Management Association.

AT A GLANCE ...

- Joined the Packers organization in 2003; named vice president of human resources on Jan. 21, 2014.
- A native of Two Rivers (Wis.) and a graduate of the University of Wisconsin Oshkosh, Nicole Ledvina is in her fourth year as vice president of human resources with the Green Bay Packers.

Prior to joining the Packers, the Two Rivers, Wis., native held positions in human resources with Hoida Lumber in De Pere, Wis., and the city of Green Bay/Brown County joint HR department. She graduated from the University of Wisconsin Oshkosh in 1998 with a degree in human resources.

Ledvina was born March 8, 1975. Her family includes her husband, Ed, son, Brady, 8, and daughter, Karly, 5. The family resides in Mishicot, Wis.

ALL-TIME DEFENSIVE TOUCHDOWNS, 1950-2016

| | | | | | | | | | | | |
|-----------|---------|---------------|--------|-----------|---------|-----------------|---------|-----------|---------|------------|--------|
| 10/01/50 | ChiB | R.Steiner | 94 int | 11/08/81+ | NYG | E.Hood | 41 int | 09/24/06 | at Det | M.Manuel | 29 int |
| | | W.Dryer | 34 int | 01/16/83* | at DalC | M.Lee | 22 int | 10/22/06 | at Mia | C.Woodson | 23 int |
| 10/14/51 | Phi | B.Summerhays | 88 int | 10/02/83 | TB | J.Anderson | 27 int | 11/27/06 | at Sea | A.Hodge | 29 fum |
| 11/02/52+ | Phi | J.Martinkovic | 17 fum | | | M.Douglass | 35 fum | 12/31/06 | at ChiB | N.Collins | 55 int |
| 11/23/52 | DalT | A.Loomis | 45 int | 10/17/83 | Was | M.Douglass | 22 fum | | | P.Dendy | 30 int |
| 10/18/53 | BalC | V.Walker | 54 int | 09/23/84 | at DalC | R.Brown | 5 int | 10/14/07 | Was | C.Woodson | 57 fum |
| 11/08/53 | at ChiB | B.Dillon | 49 int | 11/18/84+ | LARm | T.Lewis | 99 int | 11/04/07 | at KC | C.Woodson | 46 int |
| 12/12/53 | at LARm | C.Elliott | 17 fum | 10/13/85+ | Min | T.Lewis | 6 fum | 09/14/08 | at Det | C.Woodson | 41 int |
| 10/30/54 | at Phi | B.Dillon | 42 int | 11/10/85 | at Min | M.Murphy | 50 int | | | N.Collins | 42 int |
| 10/14/56+ | BalC | B.Dillon | 42 int | 12/15/85 | at Det | M.Douglass | 80 int | 09/28/08 | at TB | C.Woodson | 62 int |
| 11/17/57+ | LARm | B.Dillon | 55 int | 12/20/86 | at NYG | K.Stills | 58 int | 10/19/08 | Ind | N.Collins | 62 int |
| 09/28/58 | ChiB | B.Dillon | 37 int | 10/28/90+ | Min | S.Patterson | 9 int | | | A.Rouse | 99 int |
| 11/13/60 | DalC | R.Nitschke | 43 int | 10/27/91 | at TB | B.Noble | 1 fum | 11/09/08 | at Min | N.Collins | 59 int |
| 10/22/61 | at Min | D.Currie | 21 int | 12/06/92+ | Det | T.Bennett | 18 fum | 11/16/08 | ChiB | J.Hunter | 54 fum |
| 11/05/61 | at BalC | J.Whittenton | 41 int | 12/20/92 | LARm | T.Buckley | 33 int | 09/20/09 | Cin | C.Woodson | 37 int |
| 09/30/62 | ChiB | H.Adderley | 50 int | 12/26/93 | LARd | L.Butler | 25 fum | 10/05/09 | at Min | C.Matthews | 42 fum |
| 11/22/62 | at Det | W.Davis | 0 fum | 01/08/94* | at Det | G.Teague | 101 int | 11/26/09 | at Det | C.Woodson | 38 int |
| 10/25/64+ | LARm | W.Wood | 42 int | 11/06/94+ | Det | B.Paup | 10 int | 01/03/10 | at Ari | C.Woodson | 45 int |
| 11/29/64 | at DalC | H.Jordan | 60 fum | 10/22/95 | Min | S.Jones | 0 fum | 10/03/10 | Det | C.Woodson | 48 int |
| 09/19/65 | at Pit | H.Adderley | 35 int | 10/06/96* | at SF | C.Newsome | 31 fum | 10/24/10 | Min | D.Bishop | 32 int |
| 09/26/65+ | BalC | H.Adderley | 44 int | 09/15/96 | SD | L.Butler | 90 int | 11/07/10 | DalC | C.Matthews | 62 int |
| 10/03/65 | ChiB | L.Caffey | 42 int | 09/22/96 | at Min | G.Koonce | 75 int | 01/15/11* | at Atl | T.Williams | 70 int |
| 11/21/65 | at Min | D.Hart | 20 fum | 11/24/96 | at LARm | D.Evans | 32 int | 01/23/11* | at ChiB | B.Raji | 18 int |
| 12/19/65 | at SF | H.Adderley | 13 int | 09/01/97 | ChiB | G.Wilkins | 1 fum | 02/06/11* | Pit | N.Collins | 37 int |
| 09/10/66+ | BalC | B.Jeter | 46 int | 10/05/97 | TB | G.Wilkins | 77 int | 10/02/11 | Den | C.Woodson | 30 int |
| | | L.Caffey | 52 int | 11/02/97 | Det | D.Sharper | 50 int | 11/06/11 | at SD | C.Peprah | 40 int |
| 10/16/66 | at ChiB | W.Wood | 20 int | 11/23/97 | DalC | D.Sharper | 34 fum | 11/06/11 | at Det | T.Williams | 43 int |
| 10/23/66+ | Atl | H.Adderley | 68 int | 12/20/97 | Buf | D.Sharper | 20 int | 12/04/11 | at NYG | C.Matthews | 38 int |
| | | D.Hart | 40 int | 09/06/98 | Det | L.Butler | 32 fum | 12/11/11 | Oak | E.Walden | 5 fum |
| 12/18/66 | at LARm | B.Jeter | 75 int | 11/09/98 | at Pit | K.McKenzie | 88 fum | 11/18/12 | at Det | M.Jennings | 72 int |
| 10/08/67 | at Det | R.Nitschke | 20 int | 12/27/98 | at ChiB | K.McKenzie | 33 int | 12/09/12 | Det | M.Daniels | 43 fum |
| 10/30/67 | at StL | H.Adderley | 12 int | 09/26/99 | Min | A.Edwards | 26 int | 01/12/13* | at SF | S.Shields | 52 int |
| 01/14/68 | * Oak | H.Adderley | 60 int | 12/12/99 | Car | K.McKenzie | 18 fum | 09/22/13 | at Cin | M.Jennings | 24 fum |
| 11/17/68+ | NO | T.Brown | 22 fum | 12/03/00 | at ChiB | T.Williams | 38 int | 11/28/13 | at Det | M.Burnett | 1 fum |
| 10/26/69 | Atl | H.Adderley | 80 int | 12/23/01 | CleB | T.Williams | 69 int | 10/02/14 | Min | J.Peppers | 49 int |
| 11/16/69+ | Min | D.Hart | 85 int | 12/30/01 | Min | M.McKenzie | 38 int | 11/09/14 | ChiB | C.Hayward | 82 int |
| 10/25/70+ | Phi | D.Hart | 76 int | 09/22/02 | at Det | M.Anderson | 78 int | 11/16/14 | Phi | J.Peppers | 52 int |
| 10/08/72 | ChiB | C.Williams | 21 fum | 10/07/02 | at ChiB | K.Gbaja-Biamila | 72 int | | | C.Hayward | 49 fum |
| 11/05/72+ | SF | K.Ellis | 40 int | 11/04/02 | Mia | D.Sharper | 89 int | 10/11/15 | StLR | Q.Rollins | 45 int |
| 11/18/73 | at NE | K.Ellis | 47 int | 11/10/02 | Det | M.Anderson | 14 int | 12/20/15 | at Oak | D.Randall | 43 int |
| 12/02/73+ | NO | J.Carter | 42 int | 09/14/03 | Det | A.Harris | 56 int | | | | |
| | | A.Matthews | 58 int | 12/07/03 | ChiB | M.McKenzie | 90 int | | | | |
| 11/24/74 | SD | K.Ellis | 38 int | 01/04/04 | * Sea | A.Harris | 52 int | | | | |
| 10/12/75 | at NO | M.McCoy | 19 fum | 10/17/04 | at Det | D.Sharper | 36 int | | | | |
| 09/12/76 | SF | J.Gray | 15 int | 11/29/04 | StLR | A.Carroll | 40 fum | | | | |
| 11/07/76+ | NO | F.Carr | 10 int | | | M.Hawthorne | 34 fum | | | | |
| 11/13/77+ | LARm | W.Buchanan | 29 int | 12/19/04 | Jax | D.Sharper | 15 fum | | | | |
| 09/24/78 | at SD | W.Buchanan | 77 int | 01/02/05 | at ChiB | D.Sharper | 43 int | | | | |
| 10/08/78 | ChiB | S.Luke | 63 int | 10/09/05 | NO | A.Harris | 22 int | | | | |
| 11/11/79+ | Min | M.Butler | 70 fum | | | N.Barnett | 95 int | | | | |

* - Denotes playoff game

+ - Milwaukee



ED POLICY

VICE PRESIDENT AND GENERAL COUNSEL



dent and general counsel.

Policy, who started with the Packers on Aug. 1, 2012, has an extensive background that includes work in professional football with the Arena Football League and NFL, and broad legal experience with litigation, sports labor relations, sports facility construction and commercial real estate.

In addition to directing the corporation's legal affairs, Policy leads the organization's endeavor to develop Titledown, a nearly 45-acre mixed-use real estate development immediately west of Lambeau Field. Titledown is designed to maximize its unique location to attract visitors, spur regional economic growth, offer amenities to residents and complement the greater Green Bay area's draw as an excellent location to live, work, play and visit on a year-round basis. He also represents the Packers at the NFL level on legal matters, and oversees the club's community outreach, public affairs, shareholder relations and security departments.

"Ed's contributions to the organization have been extremely valuable," Packers President/CEO Mark Murphy said. "His legal experience in sports and real estate, along with his knowledge of the NFL, has served the Packers very well. Ed's diverse skill set is a great asset not only to help lead our Titledown development efforts, but also to be integrally involved in the club's overall continued success."

Policy's professional sports experience includes nine years (2001-09) with the Arena Football League, including a period (2008-09) in which he served as commissioner, president and CEO. He also served as deputy commissioner and president (2006-08), chief operating officer (2004-06) and executive vice president – strategic league development and legal affairs (2001-04). During his tenure with the league, he oversaw all business and operations of the AFL, including strategic development, legal affairs, sales, finance, marketing, broadcasting, digital media, football operations, labor relations, events and human resources.

Policy also served as an executive consultant with the NFL (2009-10), a position in which he advised and assisted NFL senior management in strategic and development matters and also worked with senior executives on special projects within various business areas.

Ed Policy, an executive with significant sports and legal experience, is in his sixth year as the Green Bay Packers' vice presi-

AT A GLANCE ...

- Joined the Packers organization as vice president and general counsel on Aug. 1, 2012.
- Professional experience includes nine years in executive leadership roles with the Arena Football League, including commissioner, president and CEO, and a year as an executive consultant with the NFL.
- Broad legal experience includes litigation, sports labor relations, sports facility construction and commercial real estate.
- Three-time recipient of the *SportsBusiness Journal's* Forty Under 40 award in recognition of his achievements in sports business, and a member of the Forty Under 40 Hall of Fame.
- A native of Youngstown, Ohio, and a graduate of the University of Notre Dame and Stanford University Law School.

Before joining the Packers, the 46-year-old Policy served as president of a fully funded startup company developing a sports media and entertainment property. He had served in that role since September 2010.

Earlier in his professional career, Policy practiced law at Thompson Hine LLP in Cleveland (1999-2001), where his work included litigation, sports labor relations, sports facility construction and commercial real estate, and also at Heller Ehrman in San Francisco (1994-99). He is a member of the state bars of California and Ohio, and a member of the Sports Lawyers Association. He is a three-time recipient of the *SportsBusiness Journal's* Forty Under 40 Award in recognition of his achievements in sports business, and a member of the Forty Under 40 Hall of Fame.

A Midwestern native, Policy was born Oct. 6, 1970, and raised in Youngstown, Ohio. He earned a bachelor's degree with honors in accounting with an emphasis in finance from the University of Notre Dame in 1993 and a law degree from Stanford University in 1996. In the Green Bay community, he serves on the board of directors of the Brown County United Way, the Greater Green Bay Community Foundation, the Greater Green Bay Convention and Visitors Bureau and the Green Bay YMCA, as well as on the community leadership council of Achieve Brown County.

He and his wife, Christy, have two sons, Carmen, 9, and Luke, 6.

HISTORY OF THE "G"

Before his third season as head coach and general manager of the Packers, Vince Lombardi elected to decorate the team's helmets with a logo that has become one of the most iconic in American sports. Lombardi decided to place a green and white "G" directly above the earholes of the team's mostly gold helmets.

Typical of the times and particularly Lombardi, no big deal was made of the unveiling, either beforehand or after. The "G" was introduced at an intra-squad game played Aug. 5, 1961, at old City Stadium. The game was played there because the field at the Packers' new stadium — now Lambeau Field — had been recently reseeded and wasn't ready for use.

It was understood at the time that the "G" stood for Green Bay and that hasn't changed. Lombardi settled on the "G" before he won his first NFL championship.

As can best be determined, the development and design of the "G" was carried out by a select few in addition to Lombardi: Gerald "Dad" Braisher, the Packers' equipment manager; John Gordon, a part-time assistant to Braisher and an art student at St. Norbert College; and workers at Romo Display Advertising Inc. of Green Bay.

It's uncertain who conceived the logo, but Lombardi and Braisher would have been the likely candidates. Gordon sketched it before Romo took his drawing and turned it into an artistic rendering. But, clearly, it never would have come to be without Lombardi's approval.

The original Packers "G" was shaped like a football, flattening gradually from its height toward the ends. The "G" has been slightly modified in the years since. Today, it is shaped more like an oval measuring 3.125 inches at its tallest point and five inches at its widest point.





ELIOT WOLF

DIRECTOR - FOOTBALL OPERATIONS



ed on March 21, 2016. Prior to his current role, Wolf spent the 2015 season as the team's director of player personnel after spending the previous three seasons as the team's director of pro personnel. In 2011, he served as the assistant director of player personnel after working as the team's assistant director of pro personnel the previous three seasons (2008-10).

Originally hired as a pro personnel assistant on Feb. 26, 2004, by then-General Manager/Head Coach Mike Sherman, Wolf spent four seasons in that position.

His primary duties include coordinating the pro and college football departments as well as handling both college and pro player evaluation through film study, college visits, pro days, college all-star games and the NFL Scouting Combine. During the season, he is responsible for overseeing advance scouting of upcoming Packers opponents, evaluating potential free-agent signees and recommending player tryouts.

The son of former Packers general manager and 2015 Pro Football Hall of Fame inductee Ron Wolf, Eliot's scouting career unofficially began at age 10, when he joined his father in film sessions at Lambeau Field. His scouting abilities continued to develop as he filed his first report at age 14 for the Atlanta Falcons.

Overall, he has spent more than two decades in official and unofficial capacities working as a talent evaluator. Wolf has contributed to the Packers' draft preparations since

AT A GLANCE ...

- Named the director-football operations on March 21, 2016. First joined Packers in 2004 as a pro personnel assistant (2004-2008); named assistant director of pro personnel (2008-10); assistant director of player personnel (2011); director of pro personnel (2012-14); and director of player personnel (2015).
- The son of former Packers general manager Ron Wolf, Eliot's scouting career unofficially began at age 10, when he joined his father in film sessions at Lambeau Field.
- Has worked 25 consecutive Packers drafts (since 1993) and 25 consecutive NFL scouting combines.
- Graduated from the University of Miami (Fla.) in December 2003 after just 3½ years in order to begin his NFL career before the 2004 NFL Draft.
- Born in Oakland, Calif., he is a 2000 high school graduate of Green Bay's Notre Dame Academy.

1993, 25 consecutive drafts overall. He has held nine NFL scouting internships – five with the Packers, three with the Falcons and one with the Seattle Seahawks.

Wolf owns a B.A. degree in English with an emphasis in creative writing from the University of Miami (Fla.), graduating in December 2003 after just 3½ years in order to begin his NFL career before the 2004 NFL Draft. At Miami, he volunteered in the football office's recruiting department. Wolf is a 2000 high school graduate of Green Bay's Notre Dame Academy.

Wolf and his wife, Regan, along with their daughter, Daisy, reside in De Pere, Wis.

LAMBEAU FIELD AND ATRIUM RENOVATIONS

In 2003, the Packers unveiled a completed renovation of Lambeau Field that included additional seating in the stadium bowl, new club seats and luxury boxes, and the construction of the Atrium and its encompassing businesses on the stadium's northeast side. The resulting revenue streams have helped the franchise remain competitive in the ever-evolving landscape of the NFL, despite competing in the league's smallest market and without traditional ownership. The renovation also helped to enhance the fan experience at the stadium, both on game-days and with year-round attractions like stadium tours and the Packers Hall of Fame.

It was in that very vein that the organization announced another, albeit less extensive, renovation project on Aug. 25, 2011, highlighted by the addition of approximately 7,000 seats in the stadium's south end. The renovation also features the addition of two new entry gates, the Bellin Health and Shopko gates, two rooftop viewing terraces – the North Loft and South Loft – for premium ticket holders on gamedays, two new high-definition Mitsubishi Diamond Vision video boards and a new sound system. The \$146 million project was funded by the 2011 stock sale (\$64 million), a loan from the NFL G4 program (\$61 million) and a contribution from the Stadium District.

In 2013, the Packers announced the second phase of the Lambeau Field renovation that began in 2011, which focused on the Atrium. Highlights of the project, which was completed for the 2015 season, include a larger Oneida Nation Gate and new football facilities (completed in 2013), the American Family Insurance Gate on the stadium's east side and accompanying 50-foot replica Lombardi Trophy in the gate's lobby, a redeveloped Harlan Plaza and Packers Pro Shop (2014), and a new Packers Hall of Fame and restaurant, 1919 Kitchen & Tap (2015). The players' parking lot moved to the south side of the Oneida Nation Gate, with access via a tunnel under the enlarged gate. This enhancement further opens up access to the east side of the Atrium, with parking adjacent to the American Family Insurance Gate. The project cost \$166 million, with funding coming from the Packers through private financing (\$111 million) and an NFL G4 program (\$55 million) loan.

Following the Atrium renovations, work began to enhance Lambeau Field's suite interiors and club-seat common areas, a two-year, \$55 million project that was completed prior to the 2017 season. Renovations included the installation of operable window systems to allow fans to open and close windows, as well as updates to the décor and appliances. The club-seat common areas gained additional TVs and video walls, as well as updated furniture and décor, including corridor graphics and original artwork.



BRIAN GUTEKUNST

DIRECTOR OF PLAYER PERSONNEL



Promoted to director of player personnel on March 21, 2016, Brian Gutekunst enters his 19th season with the Green Bay Packers' player personnel department. He spent his first 13 seasons with the club as a college scout, serving as an East Coast regional scout for his first two years (1999-2000), before switching to the Southeast region (2001-11) and most recently serving as director of college scouting (2012-15).

Possessor of prior professional scouting and college coaching experience upon joining Green Bay on a full-time basis late in 1998, Gutekunst gained his first NFL experience in the summer of 1995, when he assisted the coaching staff of the New Orleans Saints with the offensive line during training camp. Gutekunst's initial exposure to the Packers came in the summer of 1997, when he worked as an intern in the team's scouting department.

His first full-time appointment in professional scouting was in 1998 as a scouting assistant for the Kansas City Chiefs. After one year with the Chiefs, Gutekunst returned to the Packers when he was named a college scout on Dec. 30, 1998, for the East Coast by then-Executive Vice President/General Manager Ron Wolf.

AT A GLANCE ...

- Promoted to director of player personnel on March 21, 2016, after serving as Green Bay's director of college scouting (2012-15). First joined the Packers in 1997 as a scouting intern before being hired full-time in December 1998 as the East Coast scout; spent one year as a scouting assistant with the Kansas City Chiefs in 1998.
- Played two years of college football for the University of Wisconsin-La Crosse. He then became an assistant coach for the team during his final two years at the school (1995-96) after a shoulder injury cut short his playing career.

Gutekunst earlier had played two years of college football for the University of Wisconsin-La Crosse. He then became an assistant coach for the team during his final two years at the school (1995-96) after a shoulder injury cut short his playing career. Serving as a linebackers coach during the 1995 season, he helped the school to the Division III national championship as the Eagles finished with an unblemished record of 14-0. Gutekunst majored in sports management.

He and his wife, Jen, reside in Green Bay with their daughters, Marley, 12, Joie, 11, and Kacey, 6, and son, Michael, 8.




THE LAMBEAU LEAP

Defensive back LeRoy Butler's spontaneous gesture after scoring a 1993 touchdown has turned into the team's most prominent modern tradition, emulated by many other NFL players. It also symbolizes the team's unique relationship with its fans. No doubt, the initial Lambeau Leap will go down as one of the most memorable moments of Butler's 12-year career.

Butler's leap took place late in a frigid game vs. the Los Angeles Raiders, Dec. 26, 1993, at Lambeau Field. The touchdown gave the Packers a commanding fourth-quarter lead, en route to a 28-0 shutout that clinched a playoff berth, their first of six consecutive postseason trips.

Chronology of the play:

- QB Vince Evans completes second-down swing pass to RB Randy Jordan, who takes ball to Raiders' 40-yard line.
- Butler forces fumble, recovered by Reggie White at Raiders' 35.
- White returns ball 10 yards before lateraling to Butler, who covers the remaining 25 yards into the end zone and leaps into arms of fans in south bleachers.





ALONZO HIGHSMITH

SENIOR PERSONNEL EXECUTIVE



An NFL player for six seasons, Alonzo Highsmith enters his 19th year with the Green Bay Packers' personnel department.

He was promoted to senior personnel executive in May 2012 after 13 years on the Packers' college scouting staff, where he maintained primary responsibility for the South-west region.

First named as a college scout on Feb. 1, 1999, by then-Executive Vice President/General Manager Ron Wolf, Highsmith originally had entered the professional ranks as the No. 3 overall pick in the 1987 NFL Draft by the then-Houston Oilers, behind only college teammate Vinny Testaverde (Tampa Bay) and Cornelius Bennett (Indianapolis).

Highsmith began his pro career by playing three seasons in Houston (1987-89), starting 40 straight games with the Oilers. Following offseason knee surgery, he was traded to the Dallas Cowboys prior to the 1990 campaign.

Highsmith was with Dallas for 1½ seasons before being waived by the Cowboys on Oct. 4, 1991. Claimed by Tampa Bay, he spent the remainder of his pro career with the Buccaneers. Due to a series of knee injuries, he retired from the NFL at the end of the 1992 season.

Highsmith's NFL totals included 65 games played with 283 rushing attempts for 1,195 yards (4.2 avg.) and seven touchdowns. He also made 42 receptions for 428 yards (10.2 avg.) and three TDs during the course of his pro career. After the conclusion of Highsmith's NFL career in 1992, he turned his sights to boxing. As a professional boxer, he competed as a heavyweight across the country, compiling a 27-1-1 career record over a four-year period.

Earlier a four-time letterman (1983-86) for the University of Miami (Fla.), Highsmith was a member of the 1983 Hurricanes squad that captured the collegiate national championship with a 31-30 triumph over Nebraska in the Orange Bowl. As a sophomore in 1984, he led Miami in rushing with 906 yards on 146 carries (6.2 avg.), and repeated that feat during his senior season, gaining 442 yards on 105 attempts (4.2 avg.). Highsmith graduated in 1987 with a degree in business administration.

AT A GLANCE ...

- Named senior personnel executive on May 23, 2012. First joined the Packers in 1999 as a college scout.
- The third overall pick in the 1987 NFL Draft from Miami (Fla.), he enjoyed six seasons in the NFL with the then-Houston Oilers (1987-89), Dallas Cowboys (1990-1991) and Tampa Bay Buccaneers (1991-92).
- Was a member of the 1983 Hurricanes squad that captured the collegiate national championship with a 31-30 triumph over Nebraska in the Orange Bowl.
- Spent four years as a professional heavyweight boxer after retiring from the NFL.

Highsmith was the Florida High School Defensive Player of the Year in 1982 as a linebacker at Christopher Columbus High School in Miami, where he was a teammate of former Alabama head coach and current Carolina Panthers offensive coordinator Mike Shula. A three-time letterwinner for the school's basketball team as a guard, Highsmith also competed in the 100- and 200-meter races in track for three years.

Highsmith resides in Green Bay. He and his wife, Denise, are the parents of three children, Alonzo, 27, A.J., 26, and Jordan, 23. Highsmith has two other children, Jasmine, 31, and Brandon, 29. Brandon (Thermilus) played collegiately as a running back at the University at Buffalo, Alonzo was a collegiate linebacker at the University of Arkansas, A.J. ended his college career as a defensive back at the University of Miami and is currently a scout for the San Francisco 49ers, and Jordan recently finished her collegiate career as a track and field student-athlete at Samford University.

PACKERS IN THE COLLEGE ALL-STAR GAME

- From 1934-73 and 1975-76, the NFL participated in what was called the College All-Star Game. It kicked off the league's preseason, but it was the most popular game in pro football for many years.
- Chicago's Soldier Field, even when the Bears were playing at Wrigley Field, served as the game's stage for all but two years. Doye Stadium in Evanston, Ill., was the site in 1943 and '44. An NFL labor dispute forced cancellation of the 1974 game.
- The Packers played in the game eight times and benefited greatly from the exposure, especially in the Curly Lambeau era. When the Packers and All-Stars drew 84,560 for the 1937 game, the Packers had never played before more than 37,000 fans in an NFL regular-season game. They appeared in the game that summer by virtue of winning the 1936 NFL Championship Game, which drew a crowd of 29,545.

- Up until the time he died in 1965, Curly Lambeau said the Packers' victory in the 1940 College All-Star Game was the biggest of his coaching career. "Maybe this sounds funny for me to say, but I believe pro football, all of pro football, turned the corner in that game," Lambeau said shortly before his death. As coach of the Packers, Lambeau won six NFL championships.

PACKERS VS. COLLEGE ALL-STARS (6-2)

(All games at Soldier Field, Chicago)

| Year | Result | Attendance |
|------|--------------------------|------------|
| 1937 | All-Stars 6, Packers 0 | 84,560 |
| 1940 | Packers 45, All-Stars 28 | 84,567 |
| 1945 | Packers 19, All-Stars 7 | 92,753 |
| 1962 | Packers 42, All-Stars 20 | 65,000 |
| 1963 | All-Stars 20, Packers 17 | 65,000 |
| 1966 | Packers 38, All-Stars 0 | 72,000 |
| 1967 | Packers 27, All-Stars 0 | 70,934 |
| 1968 | Packers 34, All-Stars 17 | 69,917 |



JON-ERIC SULLIVAN

DIRECTOR OF COLLEGE SCOUTING

Jon-Eric Sullivan begins his 14th season with the Packers and second as the director of college scouting after being promoted on June 16, 2016. Sullivan previously served as a college scout covering the Central Plains region (2008-11) and the Southeast region (2012-15) after working as the team's National Football Scouting representative to the annual NFL Scouting Combine and authoring evaluations of all prospective seniors in the Southwest region.

Sullivan joined the team's football operations department on July 12, 2004, having previously served as a scouting intern during Green Bay's 2003 training camp.

Sullivan played his junior and senior seasons (1998-99) as a wide receiver at Gardner-Webb University in Boiling Springs, N.C. As a senior, he was named to the all-conference team after leading the Bulldogs with 43 receptions. Previously, he played at the University of South Carolina from 1995-97 before transferring to Gardner-Webb.

Sullivan attended high school at Fork Union (Va.) Military Academy, where he was an all-state defensive back his junior year, pacing state players with nine interceptions, and then an all-state receiver as a senior. Sullivan lettered twice in football, while also receiving two letters each in indoor and outdoor track. As a senior, he was all-state in track as a member of the state-champion 400-meter relay team.

Following his college football career, Sullivan served as a student-assistant receivers coach at Gardner-Webb for

AT A GLANCE ...

- Named director of college scouting on June 16, 2016. First joined the Packers in 2004 as the team's National Football Scouting representative after interning for the Packers during the 2003 training camp.
- Served as a college scout covering the Central Plains (2008-11) and Southeast (2012-15) regions.
- As a student assistant at Gardner-Webb in 2001, was the primary position coach for receivers.
- Graduated from Gardner-Webb in December 2000 after transferring from South Carolina and finishing his collegiate playing career as a wide receiver with the Bulldogs.
- The son of Jerry Sullivan, who has more than 40 years of coaching experience, most recently with the Jacksonville Jaguars.

one season. Though officially listed as a student assistant, he actually served as the primary position coach for the receivers.

Sullivan obtained a B.A. degree in social science from Gardner-Webb in December 2000, and then worked three years (2001-04) for GMAC's sales and credit administration departments before joining the Packers' staff.

His father, Jerry Sullivan, who has 40-plus years of coaching experience, was most recently the wide receivers coach for the Jacksonville Jaguars.

Sullivan and his wife, Jennifer, reside in Green Bay with their three daughters, Samantha, 5, Mia, 3, and Cecilia, 1.



JOHN WOJCIECHOWSKI

DIRECTOR OF PRO PERSONNEL

Now entering his 22nd season in the NFL, John Wojciechowski begins his sixth season with the Packers and first as the director of pro personnel after being promoted in June 2017. He joined

the team on May 23, 2012, as a college scout.

Prior to coming to Green Bay, Wojciechowski spent the previous nine seasons (2003-11) as the Northeast area scout for the Dallas Cowboys.

He came to Dallas after working for the Jacksonville Jaguars for five seasons (1998-2002). During his first three seasons with Jacksonville, Wojciechowski worked as the team's Southeast regional scout for the BLESTO scouting organization. He was promoted to Midwest scout by the Jaguars in 2001.

Wojciechowski's first venture into the NFL player personnel field came with the Pittsburgh Steelers, where he served as a player personnel assistant for two seasons (1996-97). With the Steelers, he evaluated both college and pro players and did quality-control work for the special teams units.

Wojciechowski (pronounced woh-jih-cow-skee) was a four-year starter at Duquesne at defensive end (1992-95) and a three-year tri-captain. As a senior in '95, he earned first-team All-Metro Atlantic Conference honors and first-team All-America honors from *Don Hansen's Football Gazette*. He helped lead the Dukes to their first-ever conference championship (7-0 record) and a 10-1 mark overall. The team finished the season with an ECAC Bowl victory over Wagner.

AT A GLANCE ...

- Named director of pro personnel in June 2017. First joined the Packers in 2012 as a college scout.
- Served as a college scout for the Dallas Cowboys (2003-11) and Jacksonville Jaguars (1998-02) following two seasons as a player personnel assistant with the Pittsburgh Steelers (1996-97).
- A four-year starter at Duquesne at defensive end, ranks No. 2 on the school's all-time sack list with 24.

Wojciechowski finished his career at Duquesne as the school's all-time sacks leader with 24, which now ranks No. 2 on the Dukes' all-time list. He led the team in sacks each of his final three seasons, posting 9½ as a senior in 1995 (No. 3 in single-season history) and nine in 1993 (tied for No. 4). Wojciechowski was part of a group that helped Duquesne transition from Division III to I-AA following his freshman season.

Wojciechowski was also a three-year starter at catcher and designated hitter for the Dukes' baseball team. He earned a degree in business administration at Duquesne.

Wojciechowski attended Plum (Pa.) High School in suburban Pittsburgh. He was a first-team all-conference selection and was named to the *Pittsburgh Post-Gazette's* "Fabulous 22" team. Wojciechowski was also a team captain as a senior, and was inducted into the school's hall of fame in November 2013.

Wojciechowski and his wife, Tami, live in Pittsburgh with their sons, Holt and Taft.

GREEN BAY PACKERS, INC.



The seven-member Executive Committee of the Green Bay Packers presently is composed of: (back row) Mark J. McMullen, Treasurer; Daniel T. Ariens, Secretary; Mark H. Murphy, President; Thomas M. Olejniczak, Member; Michael D. Simmer, Member; (front row) Susan M. Finco, Member; and Thomas L. Olson, Vice President and Lead Director.

Now in their 99th season of existence and their 98th season in the National Football League, the Green Bay Packers are a team and an organization unique in both structure and accomplishment. They represent – from an organizational standpoint – the only publicly owned franchise in the 32-team NFL. On the field, they have won 13 NFL championships, more than any other franchise.

The Packers have been a community-owned team since 1923 when the Green Bay Football Corporation was founded. After it was forced into receivership in 1933, the franchise was reorganized in 1935 as Green Bay Packers, Inc., which is still operating today.

While the Packers still think of themselves as community-owned, their community has grown since 1923 to reflect their worldwide fan base. There are 5,011,566 shares of stock owned by 361,060 shareholders. A seven-member executive committee elected from a board of directors governs the corporation. The committee directs corporate management, approves major capital expenditures, establishes broad policy and monitors management's performance in conducting the business and affairs of the corporation.

BOARD OF DIRECTORS

Marcia M. Anderson
Daniel T. Ariens
Thomas D. Arndt
Ave M. Bie
Thomas J. Cardella
Richard J. Chernick
Casey Cuene
Valerie Daniels-Carter
Ricardo Diaz
Craig S. Dickman
Andrew E. Farah
Susan M. Finco
Philip B. Flynn
Beverly A. French
Terrence R. Fulwiler

Gerald L. Ganoni
Johnnie L. Gray
Michael J. Haddad
Jeffrey A. Joerres
George F. Kerwin
David Kohler
William F. Kress
Thomas G. Kunkel
Donald J. Long Jr.
Thomas J. Lutsey
Laurence A. McCarren
Michael J. McClone
Mark J. McMullen
Dexter E. McNabb
Mark H. Murphy

Thomas M. Olejniczak
Thomas L. Olson
Gary M. Rotherham
Diane L. Roundy
Karl A. Schmidt
Michael D. Simmer
Mark D. Skogen
John L. Skoug
Albert L. Toon Jr.
Dr. Elizabeth R. Trowbridge
Mike L. Weller
Michael A. Wier
Hon. John P. Zakowski

DIRECTORS EMERITUS

John F. Bergstrom
Terry J. Bogart
John E. Broeren
Robert C. Buchanan
Robert G. Bush
James M. Christensen
Virgis W. Colbert
Willie D. Davis
Robert C. Gallagher
Dr. Donald F. Harden
Robert E. Harlan

George F. Hartmann
Thomas J. Hinz
James F. Kress
Bernard S. Kubale
Carl W. Kuehne
C. Patricia LaViolette
Charles R. Lieb
John N. MacDonough
Dr. Thomas A. Manion
John C. Meng
Stewart C. Mills Jr.

Peter M. Platten III
Herman J. Reckelberg
Pat Richter
Leo J. Scherer
Paul J. Schierl
Allan H. "Bud" Selig
K.C. Stock
Edward A. Thompson
Larry L. Weyers
Hon. Donald R. Zuidmulder



MIKE MCCARTHY

HEAD COACH

25th NFL Season • 13th Packers Season • 12th as Head Coach



win a Super Bowl, and that would never change.

In 2010, McCarthy led the Packers back to the pinnacle of the sport, joining Vince Lombardi and Mike Holmgren as the only coaches in team history to lead the Packers to a Super Bowl title, with a 31-25 win over the Pittsburgh Steelers in Super Bowl XLV.

The path to that world championship was not an easy one, as McCarthy joined Pittsburgh's Bill Cowher (2005) as the only Super Bowl-winning coaches to lead their respective teams to three road victories as the No. 6 seed in the playoffs en route to a title.

Since taking over as head coach in '06, McCarthy has a 124-69-1 overall record (.642), including a 10-8 mark (.556) in the postseason. Entering 2017, his overall winning percentage ranks No. 2 among current NFL head coaches (min. 50 games). McCarthy's 124 total victories at the helm of the Packers ranks second in franchise history, trailing only Curly Lambeau (212), and his 114 regular-season wins in his first 11 seasons as a head coach are tied for No. 3 in NFL history with Tony Dungy and George Seifert, while only trailing Don Shula (117) and Joe Gibbs (115). Additionally, McCarthy reached 100 wins faster than any active NFL coach, needing just 155 games, and with another 10-win season in 2016, he extended his franchise record (since 1921) with his eighth regular season with 10-plus wins.

With the victory over Dallas in the 2016 playoffs, McCarthy has led the Packers to 10 wins in the postseason, passing Lombardi and Holmgren for the most in team history.

SUSTAINED SUCCESS

Over the past eight seasons (2009-16), McCarthy guided Green Bay to one of the most successful stretches in team history. During that time, the Packers posted a 96-47-1 record (.670), including the playoffs. Green Bay's 96 total victories from 2009-16 ranked No. 2 in the NFL behind only New England (110). Additionally, the 2016 season marked the Packers' eighth straight playoff appearance, tied for the third-longest streak in league history behind only two franchises with nine (Dallas, 1975-83; Indianapolis 2002-10). McCarthy is only the fourth head coach in NFL history to lead a single franchise to eight-plus consecutive playoff appearances, joining Tom Landry, Chuck Noll and Bill Belichick. McCarthy's nine playoff appearances overall are the most by a Packers coach since the NFL postseason began in 1933. Last season saw the Packers advance to the NFC Championship Game for the fourth time (2007, 2010, 2014, 2016) in the past 10 seasons, the most in the NFC over that span.

With another division title in 2016, McCarthy's team has captured five NFC North titles in the last six years, the most in the NFC during that time, with no other NFC club winning more than three division titles over that span. More impressively, the Packers won four straight NFC North Division crowns from 2011-14, marking the first time that Green Bay won four straight division titles since the league went to a divisional format in 1967. The Packers were the only NFC team to win its division from 2011-14 and one of only three teams in the NFL to do so over that span (Denver, New England). McCarthy has guided Green Bay to a 48-17-1 (.735) record against division opponents since 2006, the second-best mark in the NFL over that time span (New England, 51-15, .773). Additionally, the Packers reeled off 12 straight wins against

AT A GLANCE ...

- Named the Packers' 14th head coach on Jan. 12, 2006.
- Joined Pittsburgh's Bill Cowher (2005) as the only Super Bowl-winning coaches to lead their respective teams to three road victories as the No. 6 seed in the playoffs en route to a world title.
- Led Green Bay to its eighth consecutive playoff appearance (2009-16) this past season, tied for the third-longest streak in NFL history. Has also led the team to the playoffs in nine of the last 10 seasons (2007, 2009-16).
- Ranks second in franchise history with 124 total victories at the helm of the Packers, trailing only Curly Lambeau (212), while he also reached the 100-win plateau faster than any active NFL coach, needing just 155 games.
- Guided the Packers to top-10 finishes in scoring in eight consecutive seasons (2007-14), joining New England as the only other team to accomplish the feat over that span. The team's 3,599 points from 2007-14 were the most in franchise history over an eight-year span.
- Has led the Packers to a top-10 ranking in total offense in nine of his 11 seasons (2006-11, 2013-14, 2016) as head coach.
- In 2011, guided the team to a franchise-record 15 wins as well as single-season team marks for points (560), touchdowns (70), total net yards (6,482) and passing TDs (51).
- Became the first Packers coach since Vince Lombardi to lead the team to a championship game in his second season (2007), and tied Mike Sherman for the most regular-season wins by a Packers coach in his first two years (21).
- Has worked with a stable of quarterbacks that has combined for 41 Pro Bowl selections, 10 Super Bowl starts and eight Most Valuable Player awards.
- Prior to Green Bay, had never been a head coach at any level, breaking into the NFL as a quality-control assistant with the Kansas City Chiefs in 1993, his first of 13 years as an NFL assistant, which included six seasons as an offensive coordinator calling plays in New Orleans (2000-04) and San Francisco (2005).
- Was inducted into the Baker University (Kan.) Athletic Hall of Fame in October 2007.
- Born and raised in Pittsburgh, one of five children. His father, Joe, was a longtime firefighter and police officer.

COACHING BACKGROUND

| Years | College/Pro Team | Position Coached |
|---------|---------------------|--------------------------------|
| 1987-88 | Fort Hays State | Graduate Assistant |
| 1989 | Univ. of Pittsburgh | Volunteer Assistant (QBs) |
| 1990-91 | Univ. of Pittsburgh | Graduate Assistant (QBs) |
| 1992 | Univ. of Pittsburgh | Wide Receivers |
| 1993-94 | Kansas City Chiefs | Off. Assistant/Quality Control |
| 1995-98 | Kansas City Chiefs | Quarterbacks |
| 1999 | Green Bay Packers | Quarterbacks |
| 2000-04 | New Orleans Saints | Offensive Coordinator |
| 2005 | San Francisco 49ers | Offensive Coordinator |
| 2006-17 | Green Bay Packers | Head Coach |

NFC North opponents from 2010-12, the longest divisional winning streak in team history.

Green Bay has also displayed a pattern of success at Lambeau Field under McCarthy. Since 2006, the Packers rank second in the NFL with a 65-22-1 (.744) regular-season mark at home, trailing only New England (75-13, .852). In 2014, Green Bay finished 8-0 for the fifth time since the 1970 AFL-NFL merger (1996-97, 2002, 2011) and were one of only two teams to go undefeated at home during the regular season (Denver). The Packers also led the NFL with 318 points scored at home during the 2014 season, the third-most points scored at home during the regular season in NFL history, trailing only the 2011 Saints (329) and the 2011 Packers (321).



McCarthy has been quite successful taking his teams away from Lambeau during his tenure as well. With a 4-4 road record during the 2016 regular season, Green Bay finished with at least a .500 road record for the ninth time in 11 seasons under his direction. Overall, the Packers are 49-39 in regular-season away games during McCarthy's tenure. The .557 road winning percentage since 2006 is No. 2 in the NFC and No. 4 in the NFL over that span.

In 2011, McCarthy led Green Bay to a franchise-best 15 regular-season wins, as the Packers became just the sixth team in NFL history to reach that mark in the regular season. The Packers began the '11 campaign by reeling off 13 consecutive wins, easily eclipsing the previous franchise record of 10-0 starts in 1929 and 1962. Dating back to Week 16 of the 2010 season, and including the playoffs, Green Bay won 19 consecutive games before suffering its lone regular-season defeat at Kansas City in Week 15. Covering a span of 364 days, the 19-game winning streak was the longest in franchise history and was the second-longest winning streak in NFL history (including playoffs) behind only the 2003-04 New England Patriots (21 games). Perhaps most impressively, the Packers never trailed in the fourth quarter during the streak.

The Packers' 2011 regular-season success culminated with their second NFC North title under McCarthy and first since 2007. Green Bay's 6-0 mark in the division marked the first time in team history that the Packers posted an undefeated record in their division. Green Bay also became the first team since the 1987 Chicago Bears to sweep the NFC North/Central. Additionally, the Packers earned the NFC's No. 1 seed for the first time since 1996 and finished with a perfect 8-0 record at Lambeau Field for the first time since 2002.

McCarthy was runner-up in Coach of the Year voting by *The Associated Press* and saw seven of his players earn Pro Bowl nods following the 2011 campaign, the most the Packers had voted to the all-star game since 1967.

McCarthy guided the Packers to a 10-6 campaign in 2010, highlighted by seven wins in the final 10 games. What made Green Bay's championship season even more impressive was the adversity the team faced due to injuries. The Packers finished the year with 15 players on injured reserve, and eight of them had started at least one game during the season. Six starters from the opening-day depth chart sustained season-ending injuries in the first seven games.

The Packers became just the third 10-6 team in NFL history to win a Super Bowl, and their six losses on the season came by a combined 20 points. Green Bay never lost a game by more than four points, but even more impressive, it never trailed by more than seven points at any point in a game all

season. The Packers became the first team since the 1970 AFL-NFL merger to never trail by more than seven points at any point during the regular season, and became the first championship-winning franchise to do so since the 1942 Washington Redskins.

It was a shining example of the steady, consistent approach that McCarthy has taken in leading the Packers throughout his tenure, one that culminated with the organization's fourth Super Bowl title and 13th world championship.

PROLIFIC OFFENSES

Prior to coming to Green Bay in 2006, McCarthy was known in NFL circles for his innovative offensive mind and his ability to develop young quarterbacks.

Now 11 seasons into his tenure with the Packers, that reputation has become enhanced by the Packers' offensive prowess before and during Aaron Rodgers' tenure as the team's starting quarterback.

During McCarthy's time in Green Bay, the Packers have averaged 26.7 points per game, the third-best mark in the NFL since 2006. Additionally, the team's 218 total giveaways from 2006-16 were the second fewest in the league. In 2014, Green Bay set a franchise record for fewest giveaways in a season with 13, while ranking tied for first in the NFL. The six best giveaway seasons in franchise history have come under McCarthy (13 in '14, 14 in '11, 16 in '09 and '12, 17 in '15 and '16).

Nine of the 11 Green Bay teams led by McCarthy have ranked in the NFL's top 10 in total yardage – checking in at ninth in 2006, second in '07, eighth in '08, sixth in '09, ninth in '10, third in '11, third in '13, sixth in '14 and eighth in '16. Additionally, seven of the franchise's top 10 single-season yardage totals have occurred during McCarthy's tenure. In 2008-09, the Packers became the first team in NFL history to produce a 4,000-yard passer (Rodgers), two 1,000-yard receivers (Greg Jennings, Donald Driver), and a 1,200-yard rusher (Ryan Grant) in back-to-back seasons.

The Packers also finished in the top 10 in the NFL in total points for eight consecutive seasons (2007-14), and in nine of McCarthy's 11 seasons, highlighted by a franchise-record 560 points in 2011. The franchise mark also ranks as the third-highest point total in NFL history behind only the 606 points posted by the Denver Broncos in 2013 and the 589 points recorded by the New England Patriots in 2007. The '14 Packers registered 486 total points, the second most in franchise history, and the top three single-season point totals (461 in 2009) have all come under the direction of McCarthy.

McCarthy's best offense in 2011 will also be remembered as one of the best in NFL history. In addition to setting a new franchise single-season record for points, the team set new single-season marks for touchdowns (70), total net yards (6,482) and net passing yards (4,924). The 70 TDs are also tied with the 1984 Miami Dolphins for the third-most TDs in a season in NFL history behind only the 2013 Broncos (76) and 2007 Patriots (75). Green Bay outscored its opponents

EXCLUSIVE COMPANY

Entering the 2017 season, Head Coach **Mike McCarthy** is one of 40 men to win 100-plus regular-season games as an NFL head coach. He is one of just seven coaches in the history of the league to win at least 100 regular-season games with a winning percentage of .650 or better.

100-plus regular-season wins/.650-plus winning percentage

| | |
|----------------------|------------------------|
| John Madden* | .759 (103-32-7) |
| George Allen* | .712 (116-47-5) |
| George Halas* | .682 (318-148-31) |
| Don Shula* | .677 (328-156-6) |
| Bill Belichick | .673 (237-115-0) |
| Tony Dungy* | .668 (139-69-0) |
| Mike McCarthy | .651 (114-61-1) |

*member of the Pro Football Hall of Fame

560-359 in 2011, a 201-point differential that ranked No. 2 in the NFL (New Orleans, plus-208). It marked the third straight season (2009-11) that the Packers outscored their opponents by at least 145 points, as they became the first NFL team to accomplish that feat in three-plus consecutive seasons since the San Francisco 49ers from 1991-95.

MAJOR CHANGE

In 2009, McCarthy embarked upon the first major alterations to his coaching staff since his arrival, hiring Dom Capers to be his new defensive coordinator and change the unit from a 4-3 base alignment to the 3-4 scheme that has been the staple of Capers' career.

The results have been incredibly impactful. With a No. 2 ranking in 2009 and a No. 5 ranking in 2010, the Packers finished in the top five in the league in overall defense in back-to-back seasons for the first time since 1968-69. Since 2009, Green Bay ranks No. 1 in the NFL in interceptions (165), No. 4 in total takeaways (229), No. 5 in opponent passer rating (81.0), No. 3 in sacks (328) and No. 8 in points allowed per game (21.2).

Capers' defensive formula under McCarthy, pressuring the quarterback and creating turnovers, was evident once again in 2016. Led by LB Nick Perry's career-high 11 sacks, Capers' defense ranked tied for No. 6 in the NFL with 40 sacks last season, marking the sixth time in the last seven seasons that Green Bay finished in the top 10 in the league in that category. The Packers also ranked tied for No. 4 in the NFL with 17 interceptions in '16, guiding them to a plus-eight turnover margin that ranked No. 6 in the NFL. Most impressively, during Green Bay's six-game winning streak to close out the regular season, the Packers forced a league-leading 15 turnovers. The Packers have an 82-11-1 regular-season record (.878) when holding the advantage in turnover ratio during McCarthy's tenure.

Capers' unit was also proficient against the run in 2016, ranking eighth in the NFL while surrendering just 94.7 yards per game on the ground. That mark is tied for the seventh-lowest average in franchise history.

In 2015, the Packers were tied for No. 7 in the NFL with 43 sacks and also ranked No. 5 in the league in sacks per pass attempt (7.8 percent). Additionally, Green Bay tallied 16 interceptions to rank No. 9 in the NFL, guiding them to a plus-five turnover margin, tied for No. 10 in the NFL.

The defensive unit was also proficient at keeping opponents off the scoreboard in 2015 as the Packers held 10 opponents to 20 points or less during the regular season, tied for No. 3 in the NFL. Overall, Green Bay surrendered just 20.2 points per game during the 2015 regular season, No. 12 in the league and the lowest since giving up 15.0 points per game in 2010.

The Packers' 41 sacks in 2014, tied for No. 9 in the NFL, were only part of the story as the defense registered at least six quarterback hits in 10 of 16 regular-season games. Green Bay was tied for No. 4 in the league for the most players to register at least three sacks, with six in 2014. The Packers also finished the regular season No. 3 with 110 points off takeaways and tied for No. 9 in the NFL with 29 takeaways. Green Bay finished the 2014 season with a league-best turnover margin of plus-14.

Despite missing the team's best pass rusher, LB Clay Matthews, for five games in 2013, the defense still finished the season with 44 sacks to tie for No. 8 in the NFL. Additionally, the defense finished the '13 campaign strong by forcing 12 turnovers over the last five games, which was tied for No. 3 in the NFL over that span. The Packers posted two or more takeaways in each of the last five games, the longest single-season streak by the club since a nine-game stretch in 2002.

The 2012 defense was led by Matthews and the pass rush as he tallied 13 sacks in just 12 games, helping the defense to 47 total sacks, good for No. 4 in the NFL. The sack total was also tied for fifth best in franchise history (since 1963). Green



Bay was No. 4 in the NFL in opponent passer rating (76.8), while limiting its opponent to 20 points or less in eight of the last 10 regular-season games to propel the Packers to a No. 11 ranking in scoring defense (21.0 ppg). Green Bay finished the season tied for No. 8 in the NFL with 18 interceptions, contributing to a plus-7 turnover margin, good for No. 10 in the league in '12. Green Bay was the only team in the NFL to finish in the top 10 in the league in turnover differential each season from 2007-12.

In 2011, the defense was at its ball-hawking best as the Packers posted a league-high 31 interceptions, the second time in three seasons (2009) that they led the league in that category. The INT total was the most posted by Green Bay since it registered the same total in 1962. The Packers finished tied for the league lead with 38 total takeaways, leading to a plus-24 turnover ratio that ranked second in the league and tied for second in franchise history.

In 2010, the Packers ranked No. 2 in the NFL in scoring defense at 15.0 points per game, the team's best mark since leading the league in the category in 1996 (13.1). Green Bay was tied for No. 2 in the NFL with 47 sacks in '10, its highest league ranking since sacks began to be recorded as a team statistic in 1963.


The defense improved from 20th in total yards allowed in '08 to second in '09, and from 26th in run defense to the top spot, becoming the first Green Bay defense to lead the league against the run and setting a franchise record by allowing just 83.3 yards rushing per contest. The defense also led the NFL in interceptions (30) and total takeaways (40) in '09.

The '09 season was not a smooth road back to playoff contention, however. Back-to-back losses in early November dropped the Packers to 4-4, and a promising season suddenly appeared in doubt. But McCarthy kept building on the identity that was forming – a team that could attack with multiple threats offensively, stop the run defensively and win the turnover battle – and led the Packers out of the adverse stretch to a 7-1 record over the second half of the schedule. Meanwhile, Rodgers earned his first Pro Bowl berth, nearly breaking the franchise's single-season record for passing yards, and veteran cornerback Charles Woodson was named the NFL Defensive Player of the Year.

Unfortunately, the late-season surge ended abruptly with a sudden-death overtime loss at Arizona in an NFC Wild Card contest, but McCarthy had gotten the Packers back on track toward the goal they would reach just a year later.

ON THE BRINK

McCarthy brought the Packers to the brink of accomplishing that Super Bowl goal in just two years. Coming off an 8-8 rookie season that ended with a momentum-building, four-game winning streak, McCarthy tied the Packers to a 13-3 mark in 2007 that was groundbreaking in many respects.



The Packers tied the then-franchise record for victories in the regular season and won the club's first NFC North Division title since 2004. They also captured a bye in the playoffs and advanced to the conference championship game for the first time in a decade. It all earned McCarthy 2007 NFL Coach of the Year awards from Motorola and NFL Alumni, and he also was runner-up in Coach of the Year voting from AP.

The championship he had set as the goal was within reach, as the Packers hosted the N.Y. Giants in the NFC title game on a frigid January day at Lambeau Field. The hard-fought, 23-20 overtime defeat was an opportunity missed, but one McCarthy vowed his team would learn from.

Green Bay went 13-3 and secured the team's first playoff bid since 1997, and McCarthy tied Mike Sherman for the most wins by a Green Bay coach in his first two seasons with 21.

Behind Brett Favre's superb final year in Green Bay and the emergence of Grant as the feature back, the Packers finished with the league's No. 2-ranked offense, their highest ranking since 1983. They also compiled season totals in points (435) and net yards (5,931) that rank sixth and seventh, respectively, on the franchise's all-time list.

The postseason began in startling fashion, with Grant fumbling twice in the first minute of the game to set up two Seattle scores for a 14-0 Seahawks lead in the NFC Divisional playoff. Drawing on a steadfastness that served the team well during some rough spots the previous year, McCarthy and the Packers never panicked and rallied for a dominant 42-20 victory in the snowy "winter wonderland" of Lambeau Field.

In advancing to the NFC Championship Game, McCarthy became the first Packers coach since Lombardi to lead the team to a title game in his second season at the helm.

Though the quest for that championship came up short, McCarthy had returned the Packers to playoff prominence just two years after the 4-12 season that preceded his arrival.

A LEADER OF QUARTERBACKS

In his first two seasons as head coach, McCarthy simultaneously oversaw a mini-renaissance of Favre's career and the development of Rodgers as his backup.

Charged with learning McCarthy's version of the West Coast offense and given more latitude in making decisions at the line of scrimmage, Favre concluded his brilliant Green Bay career with a 95.7 passer rating in 2007, his best in 11 years

and fourth best in his career, while completing a then-career-high 66.5 percent of his passes.

Buying into McCarthy's aggressive but controlled approach, Favre's interceptions dropped from 29 in 2005 to 18 in 2006 to 15 in 2007. He finished second in the voting for what then would have been an unprecedented fourth NFL MVP award, and he subsequently passed the torch to Rodgers, his understudy for his final three years in Green Bay and McCarthy's prime pupil for the last eight seasons.

Since taking over as the starter in '08, Rodgers hasn't disappointed his main tutor or the team as he has developed into arguably the league's best quarterback. Rodgers has topped 4,000 yards passing six times (2008-09, 2011-12, 2014, 2016), which in '08, combined with Favre's total in '07, marked the first time in league history a team had two different quarterbacks throw for 4,000 yards in consecutive years. In the process, Rodgers also became the first quarterback in league history to surpass the 4,000-yard plateau in each of his first two seasons as a starter. In total, McCarthy has been on the coaching staff for eight of the 13 (1999, 2007-09, 2011-12, 2014, 2016) 4,000-yard passing seasons in franchise history.

Rodgers posted 21,332 passing yards from 2008-12 to set an NFL record for the most passing yards by a QB in his first five seasons as a starter, surpassing the previous mark held by Peyton Manning (20,618, 1998-2002). His career passer rating of 104.1 ranks No. 1 in NFL history, and he is the only QB in league history to post a 100-plus passer rating in six consecutive seasons (2009-14). Additionally, his 1.5 career interception percentage is tops in NFL history.

The 2016 season saw Rodgers become the first Green Bay quarterback to lead the NFL in TD passes (40) since Favre in 2003, his franchise-record fourth season (2011-12, 2014, 2016) with 35-plus TD passes (Favre, three, 1995-97). In the process he also became just the fourth QB in NFL history to record two seasons (also 2011) with 40-plus TD passes (Dan Marino, Peyton Manning, Drew Brees). Last season, Rodgers also threw for 4,428 yards, the sixth 4,000-yard passing season of his career, setting the franchise record as he surpassed Favre's mark of five 4,000-yard seasons. He also set the single-season franchise record for completions in 2016 with 401, surpassing Favre's mark of 372 in 2005. Most impressively, Rodgers only threw seven interceptions last season, marking his sixth season with 500-plus attempts/eight or fewer interceptions, the most in NFL history (Tom Brady, three; nine others with one).

After missing seven games in 2013 because of injury, Rodgers was again at his best in 2014 as he captured his second NFL MVP award under McCarthy. Rodgers' accomplishments that season were many; he threw for three-plus touchdowns eight times, recorded a 120-plus passer rating seven times and registered eight 300-yard passing games. Rodgers also became the first quarterback in NFL history to throw for 18-plus touchdowns with one or fewer INTs in the first seven games of the season, and his 13 games (min. 15 attempts) without an interception were the third most in a regular season in NFL history. He extended his NFL record by finishing the regular season with a passer rating above 100.0 for the sixth season in a row, with his 112.2 rating ranking as the second-best mark in a season in team history, trailing only his own rating of 122.5 in 2011. He once again finished the season ranked among the league leaders in several categories: second in passer rating (112.2), third in passing touchdowns (38) and first in TD/INT ratio (7.6).

McCarthy's work with the quarterbacks in 2013 was perhaps his best. After suffering a significant injury in Week 9 against the Bears, Rodgers was sidelined for the team's next seven games. Despite missing one of the league's best players, McCarthy still found a way to guide the Packers to their third straight NFC North title. In the process, it marked the first time a division winner had four different QBs (Rodgers, Seneca Wallace, Scott Tolzien, Matt Flynn) start at least one

game that season since the 1987 Chicago Bears, and just the fourth time since the 1970 AFL-NFL merger. Rodgers was at the top of his game in his nine contests in '13, finishing among the league leaders in several categories as he ranked No. 5 in passer rating (104.9), No. 2 in yards per attempt (8.74), No. 5 in completion percentage (66.6) and No. 3 in yards per completion (13.14).

In 2011, Rodgers and McCarthy teamed up to author one of the greatest offensive seasons in NFL history, highlighted by the former Cal standout's 122.5 passer rating that set an NFL single-season record. He finished the season connecting on 343 of 502 passes (68.3 percent) for 4,643 yards and a career-high 45 TDs with six INTs on his way to earning league MVP honors. His 45 TD passes obliterated the franchise single-season record (Favre, 39 in 1996) and is the sixth-highest total in NFL annals, while his 4,643 passing yards also set a new franchise record. He is the only 4,000-yard passer in NFL history to throw six or fewer INTs in that season, having done it twice.

Rodgers also set an NFL single-season record with 11 consecutive 110-rating games, topping 49ers QB Steve Young's mark of seven straight in 1994, and 12 consecutive 100-rating games, besting Manning's mark of nine in 2004. Rodgers finished the 2011 season ranked No. 1 in the league in yards per attempt (9.25) and TD/INT ratio (7.50), No. 2 in TD passes (45) and completion percentage (68.3) and No. 4 in yards per game (309.5).

Rodgers has also enjoyed success in the postseason under McCarthy, setting an NFL record with 10 passing TDs in his first three postseason starts. Rodgers also became only the fourth signal-caller to throw for 300 yards and three TDs with no INTs in a Super Bowl on his way to earning game MVP honors for Super Bowl XLV.

THE RIGHT FIT

With a personality to match his blue-collar hometown, McCarthy landed his first NFL head-coaching job in his kind of place.

A Pittsburgh native, McCarthy was named the 14th head coach of the Green Bay Packers on Jan. 12, 2006, the only step left to take after 13 years as an NFL assistant.

But while he previously had traveled through NFL cities such as Kansas City, New Orleans and San Francisco, it may be Green Bay that most resembles his native Pittsburgh. And if there was one word used to describe McCarthy's hiring in his first days with the Packers, it was that he was the right "fit," both for a town and a team looking to turn around a disappointing 4-12 season in 2005.

The way McCarthy fits Green Bay, however, goes beyond the toughness in his personality, down-to-earth demeanor, and pride in his upbringing.

He not only spent one of those 13 previous years in the NFL with Green Bay, but he took over the Packers already well-versed in the West Coast offense, with a reputation for developing offensive talent, particularly at the quarterback position.

McCarthy is known for taking a hands-on teaching approach with young players and is well-respected around the league, in part because he called plays for six seasons as an offensive coordinator before becoming a head coach. Plus, he has tutored an impressive roster of NFL quarterbacks.

While two of the biggest names he has worked with, Favre in Green Bay and Joe Montana in Kansas City, were at or beyond their peak years at the time, McCarthy has played at least a part in the development of signal callers Aaron Brooks, Jake Delhomme, Matt Hasselbeck, Flynn, Marc Bulger, Rich Gannon and Elvis Grbac.

The entire stable of quarterbacks that McCarthy has worked with, which also includes Jeff Blake, Steve Bono and Dave Krieg, has combined for 41 career Pro Bowl selections, 10 Super Bowl starts, and eight Most Valuable Player awards.

General Manager Ted Thompson heavily weighed McCarthy's track record with quarterbacks when he hired him the following year, knowing that since the post-Favre era was

inevitable, the right tutelage at the game's most important position would be key to a smooth and successful transition.

PAYING HIS DUES

Much like those players he worked with who rose to prominence, McCarthy paid plenty of dues along the way to his first head-coaching job.

He learned a disciplined and no-nonsense approach to life at an early age. His father, Joe, was a longtime firefighter and police officer who also owned a bar near a Pittsburgh steel mill. McCarthy worked odd jobs at the bar as a teen. It was interacting with the hard-working tavern clientele while also watching a father in uniform dedicated to public service that helped make McCarthy proud of where he came from.

After his playing career as a tight end at Baker University (Kan.) ended, his 30-year coaching career began as a linebackers coach at Fort Hays State (Kan.) in 1987. He cracked the Division I ranks two years later as a volunteer assistant at the University of Pittsburgh.

It was there he displayed the will and determination to make it in the coaching profession, working unpaid on the football field by day and collecting tolls along the Pennsylvania Turnpike during the graveyard shift to make ends meet.

He soon moved into a paid position at Pitt assisting with the quarterbacks, and then coaching the wide receivers, before Panthers head coach Paul Hackett recommended him to the Kansas City Chiefs when they hired Hackett as offensive coordinator in 1993. McCarthy joined Hackett on the Chiefs' staff as a quality-control assistant.

McCarthy considers Hackett the biggest influence in his coaching career, having learned the West Coast offense from him and then installing it himself as offensive coordinator in New Orleans.

It was under Hackett's wing that McCarthy developed the attention to detail, scouting and game-planning skills that would help him move up the NFL ranks.

OPPORTUNITY KNOCKS

The third-youngest head coach in the NFL when he was hired at age 42 (the Saints' Sean Payton was seven weeks younger and the Jets' Eric Mangini was 35), McCarthy took over a team coming off its first losing season since 1991, before Favre arrived as quarterback.

Thompson made it clear when he hired McCarthy he wasn't looking for just an X's and O's guy. He was looking for someone who would impress him with a variety of qualities, including leadership ability, toughness, football knowledge and an awareness of the Green Bay organization and the team's unique place within the NFL and the local community.

McCarthy, who had interviewed for the Cleveland Browns' head-coaching job five years earlier but admits he wasn't necessarily ready then, fit the bill. In his introductory news conference, he spoke of how taking over the Packers was like buying his "dream house," with the foundation, tradition and resources to help him make the team a championship contender once again.

McCarthy emphasized he didn't feel the Packers were in a rebuilding mode at all, but there was work to be done right away.

He wasted no time constructing the environment he wanted for his team, installing an offseason workout program that saw a then-record attendance, which spoke volumes about the level of respect he quickly commanded as a head coach.

CAREER AS NFL ASSISTANT

McCarthy broke into the NFL as a quality-control assistant with the Kansas City Chiefs in 1993. It was then he worked with Montana before moving up to quarterbacks coach from 1995-98, working with starters Gannon, Grbac and Bono. The trio's total of 52 interceptions marked the lowest total in the AFC over that four-year span.

After working with McCarthy from 1995-98, Gannon went on to earn all four of his Pro Bowl selections, the 2002 league

MVP award and a start in Super Bowl XXXVII with the Raiders. Gannon credits McCarthy with helping him take the quarterback's game to a higher level.

"He's the guy that really helped catapult my career," Gannon said. "He was the guy who really taught me the West Coast system of football. He really taught me how to prepare for a game, taught me how to watch film, how to break down an opponent, how to study. It was really those things I took with me to Oakland.

"There was never a doubt in my mind he'd be a head coach. He's a great play-caller, great working with the quarterbacks. He's a tough guy, a guy willing to do the work, and he's a leader."

When Gannon left the Chiefs for Oakland in 1999, McCarthy departed Kansas City to become Green Bay's quarterbacks coach. That year, the Packers ranked No. 7 in the NFL in passing and No. 9 in total offense. Favre threw for 4,091 yards, the third-highest total in his career at that point.

The following year, McCarthy began a successful five-year stint as the offensive coordinator of the New Orleans Saints. It became the most prolific offensive era to that point in the team's four decades, as the Saints set 10 offensive team records and 25 individual marks.

Among the more notable accomplishments, the Saints led the NFC with 432 points and 49 touchdowns in 2002, both team records at the time. In his first season in 2000, McCarthy was named NFC Assistant Coach of the Year by *USA Today*.

That year the Saints produced their first 1,000-yard receiver in eight years in Joe Horn, and their first 1,000-yard rusher in 10 years in Ricky Williams. After that drought of 1,000-yard rushers, the Saints had one (either Williams or Deuce McAllister) in each of McCarthy's five seasons running the offense.

In 2005, McCarthy served as offensive coordinator for the San Francisco 49ers.

COLLEGE COACHING & PLAYING CAREER

McCarthy began his six-year collegiate coaching career as a graduate assistant at Fort Hays State in Hays, Kan., in 1987, just after completing his playing career at nearby Baker University in Baldwin City, Kan.

At Baker, McCarthy earned a degree in business administration and was an all-conference tight end and senior captain in 1986, helping lead the Wildcats to an NAIA Division II national runner-up finish. He was inducted into the school's athletic hall of fame in October 2007.

At Fort Hays State under head coach John Vincent, McCarthy coached linebackers for two years while earning a master's degree in sports administration.

The return to his hometown came in 1989 under Pittsburgh head coach Mike Gottfried, now an ESPN college football analyst, followed by three years under Hackett with the Panthers.

As quarterbacks coach, McCarthy worked with Alex Van Pelt, now the Packers' quarterbacks coach, as he topped the school's career and single-season records for passing yards established by Dan Marino.

PERSONAL

Born Michael John McCarthy on Nov. 10, 1963, in Pittsburgh, he grew up one of five children in the Irish-Catholic family of father Joe and mother Ellen in Greenfield, a Pittsburgh neighborhood just a couple of miles from downtown. He graduated from Bishop Boyle High School in Homestead, Pa.

McCarthy's family includes wife Jessica and their five children.

Since returning to Green Bay in 2006, McCarthy has immersed himself in the local community and beyond through charitable donations and participation in numerous philanthropic events. His local-event participation included his nine-year involvement in the Mike McCarthy Cystic Fibrosis Celebrity Golf Open. The golf outing, which was hosted by the current Packers head coach, benefited local and statewide

cystic fibrosis organizations. The tournament was originally started by Lindy Infante.

Perhaps closest to his heart is the Mike & Jessica McCarthy Golf Invitational. Established in June 2010, the tournament benefits the American Family Children's Hospital in Madison, Wis. In just eight years, the event has raised funds that have helped the hospital expand with two new floors, a neonatal intensive-care unit and additional pediatric beds. Coach McCarthy and his family are committed to further developing and improving resources and facilities at the hospital to meet the needs of sick children.

Including projected contributions in 2017, the McCarthy Family Foundation has made donations to benefit numerous charities, projects and institutions during his 11-plus seasons as head coach. McCarthy established the foundation with the intent of fostering a long-term philanthropic commitment by his family beyond his NFL career. Beneficiaries have included organizations throughout Wisconsin, Kansas and his hometown of Pittsburgh. Some of the organizations that have benefited from the foundation, or from McCarthy personally, include: Autism Society of Northwest Wisconsin, Baker University, Cure Autism Now Foundation, Green Bay Boys and Girls Club, Greenfield Baseball Association, Greenfield Organization, Jackie Nitschke Center, Little Sisters of the Poor, Seven Loaves Project, St. Mary's Hospital Medical Center, St. Rosalia Academy, Midwest Athletes Against Childhood Cancer and the American Red Cross.

Additionally, McCarthy has served as honorary chairperson and participated in numerous charitable events around the state, including serving as honorary chairperson for the local Cerebral Palsy Telethon and working with the American Heart Association on its Red Cap campaign to recognize heart disease and stroke survivors and to raise awareness of those conditions.

In the past, he has participated in the Lombardi Award of Excellence Dinner Ball, which supports the Vince Lombardi Charitable Funds in the fight against cancer, and served as host of the Green & Gold Gala, a fundraiser for Family Services of Northeast Wisconsin. He has also spent time visiting cancer patients at Aurora St. Luke's Medical Center in Milwaukee.

Among several other events, McCarthy has participated in the Jerry Parins Cruise for Cancer Motorcycle Ride, the Edgar Bennett Celebrity Bowl-A-Thon, the team's regular Make-A-Wish Foundation practice and game visits, the 2016 Men for All Seasons Green Bay Men's Conference and various local Get Motivated seminars.

McCarthy was honored with the Distinguished Service Award at the Lee Remmel Sports Awards Banquet in April 2008, and then in the fall as the 2008 Person of the Year from his native Greenfield Neighborhood. He was also voted by the fans as the 2007 Motorola Coach of the Year, and in 2011 was named the Maxwell Football Club's NFL Coach of the Year.





WINSTON MOSS

ASSOCIATE HEAD COACH/LINEBACKERS

19th Season as NFL Coach • 12th Packers Season



Entering his 30th season in the NFL, 19th as an NFL assistant coach and 12th with the Packers, Winston Moss will serve as associate head coach for the third season in 2017. In addition, he continues to have responsibility for all linebackers for the fourth consecutive season, a role he originally worked in from 2006-08.

Named to the assistant head coach post by Head Coach Mike McCarthy on Jan. 15, 2007, Moss impressed McCarthy with his leadership skills when the two worked together for five seasons in New Orleans and again in 2006 in Green Bay. His position responsibility was modified to inside linebackers from 2009-13 with the switch to a 3-4 defense. In February 2014, Moss' position title shifted back to all linebackers.

Since Moss was named assistant head coach in '07, the Packers rank No. 1 in the NFL in interceptions (206), No. 4 in total takeaways (285), No. 1 in opponent passer rating (79.7) and No. 7 in points allowed per game (21.2).

Last season, fifth-year LB Nick Perry emerged as a consistent force under Moss as he registered a team-high 11 sacks, despite missing two games. His 11 sacks ranked tied for No. 8 in the NFL and he became the 11th player in team history (since 1982) to register a double-digit sack total in a season. Additionally, Perry posted a half-sack or more in 10 games during the 2016 season, tied for No. 2 in the NFL.

The 2015 campaign saw Moss oversee the continued evolution of Clay Matthews, who made his sixth career Pro Bowl and his first at inside linebacker. Despite playing inside full time, Matthews still ranked second on the team with 6½ sacks and led the team with 14 QB hits. He also ranked second on the team with a career-high 84 tackles. Under Moss, LB Julius Peppers continued to excel in his second season with the Packers after transitioning from DE in 2014. Peppers led the Packers with 10½ sacks in 2015, earning his ninth selection to the Pro Bowl, his first as a Packer, and first as a linebacker.

In 2014, Moss helped utilize Matthews in a variety of roles. Matthews made his fifth career Pro Bowl while starting games at LOLB (four), ROLB (six) and MLB (six). He led the team with 11.0 sacks, finished No. 2 in pressures (21) and was tied for No. 2 in QB hits (17). Matthews was one of only three players in the NFL with 10-plus sacks, an interception and a forced fumble (Texans DE J.J. Watt, Broncos DE DeMarcus Ware) in 2014.

Moss played a role in the acclimation of Peppers to a 3-4 outside linebacker in 2014. Peppers set a career high with 11 passes defended, led the team in both forced fumbles (four) and fumble recoveries (three), and tied for the team lead (Casey Hayward) in takeaways with five (three fumble recoveries, two INTs). He finished tied for No. 2 on the team with 17 QB hits and No. 3 with 17 pressures. Peppers' two interception touchdowns, the highest single-season total by a Packers LB, tied for No. 2 in the NFL, and his 101 interception return yards were No. 1 among linebackers/defensive linemen.

Moss tutored A.J. Hawk, who became the franchise's all-time tackle leader (1,118), during Hawk's nine seasons in Green Bay (2006-14). Hawk led the team in tackles five times during his career, which tied him with LB Nick Barnett for the franchise record.

In 2013, Hawk paced the club with 153 tackles, the second-highest total of his career behind only his 155 tackles as a rookie in '06. Playing the "Buck" LB position, Hawk

AT A GLANCE ...

- Joined the Packers on Jan. 19, 2006, as linebackers coach and was named assistant head coach/linebackers on Jan. 15, 2007. His position responsibility was modified to inside linebackers in 2009 and then back to all linebackers in 2014. His title was adjusted to associate head coach/linebackers on Feb. 12, 2015.
- Helped Clay Matthews earn his sixth selection to the Pro Bowl in 2015, his first time being selected at inside linebacker.
- Since being named assistant head coach in '07, the Packers rank No. 1 in the NFL in interceptions (206), No. 4 in total takeaways (285), No. 1 in opponent passer rating (79.7) and No. 7 in points allowed per game (21.2).
- Developed A.J. Hawk during his career in Green Bay (2006-14), helping him become the Packers' all-time leader (since 1975) in tackles (1,118).
- Helped Green Bay's defense to back-to-back top-five overall finishes in 2009-10, the first time the Packers had accomplished that feat since 1968-69.
- A standout NFL linebacker for 11 seasons, he played in 155 games (146 starts) with three clubs: the Tampa Bay Buccaneers (1987-90), Los Angeles Raiders (1991-94) and Seattle Seahawks (1995-97).
- Was selected by Tampa Bay as the second of two second-round picks in the 1987 NFL Draft after lettering four years at the University of Miami (Fla.). Was inducted into the University of Miami Sports Hall of Fame in April 2015.
- In 2013, completed his coursework to earn a degree in general studies from the University of Miami.

COACHING BACKGROUND

| Years | College/Pro Team | Position Coached |
|---------|-------------------------|---|
| 1998 | Seattle Seahawks..... | Defensive Quality Control |
| 2000 | New Orleans Saints..... | Def. Assistant/Quality Control |
| 2000-05 | New Orleans Saints..... | Linebackers |
| 2006 | Green Bay Packers..... | Linebackers |
| 2007-08 | Green Bay Packers..... | Assistant Head Coach/Linebackers |
| 2009-13 | Green Bay Packers..... | Assistant Head Coach/ Inside Linebackers |
| 2014 | Green Bay Packers..... | Assistant Head Coach/Linebackers |
| 2015-17 | Green Bay Packers..... | Associate Head Coach/ Linebackers |

also registered a career-high five sacks, an interception, a fumble recovery, a forced fumble and five passes defended.

In 2012, Hawk led the team with 142 tackles and added three sacks. With Desmond Bishop (preseason opener) and D.J. Smith (Week 6) lost to season-ending injuries, Brad Jones was inserted into the starting lineup at "Mack" LB after playing on the outside in his first three seasons. Jones started the final 10 games and finished the season with a career-high 102 tackles, two sacks, six passes defended and a forced fumble.

In 2011, Bishop entered the season as the starter for the first time in his career and went on to be named a Pro Bowl alternate, registering career highs with a team-leading 142 tackles and five sacks despite missing three games due to a calf injury.

In 2010, Moss was a member of a staff that helped Green Bay finish No. 2 in the NFL in scoring defense at 15.0 points per game, the team's best mark since 1996 (13.1). The Packers finished No. 5 in overall defense, the team's second straight top-five ranking.

After Barnett was lost for the season in Week 4 of 2010 due to a wrist injury, Bishop stepped into the starting role at MLB for the remainder of the season and flourished under Moss' direction. Bishop finished second on the team with 121 tackles, while posting three sacks. His career-high 10

passes defended were the most by a Packers LB since John Anderson recorded 15 in 1981.

Hawk played in all 16 contests with 15 starts at BLB and assumed more of an every-down role with nickel LB Brandon Chillar limited to just eight games due to a shoulder injury. Hawk paced the team with 134 tackles, his fifth straight season either leading the team or finishing second in the category. He added a career-high three interceptions, which was tied for the lead among NFL linebackers, and matched his career best with nine passes defended to earn Pro Bowl recognition for the first time in his career.

In 2009, Moss was part of a staff that guided the defense to a No. 2 overall ranking in the NFL, the highest ranking since the 1996 team finished as the No. 1 defense. Green Bay led the NFL in rushing defense for the first time in team history, and its average of 83.3 rushing yards allowed per game set a team record for any season. Barnett returned from a serious knee injury to start all 16 games at MLB and lead the team in tackles with 122, a franchise-record fifth time in his career (later matched by Hawk) that he led the squad in tackles, and also register a career-high four sacks.

In 2008, Hawk made a rather seamless transition to middle linebacker to fill Barnett's spot after he was lost for the season to a torn ACL in Week 10, while Bishop and Chillar both contributed at Hawk's former weak-side position. In 2007, Barnett was named second-team All-Pro after leading the Packers in tackles for the fourth time in five seasons and posting a then-career-high 3½ sacks along with two INTs and numerous big plays late in games.

Moss spent a total of six seasons with the Saints, where he also coached linebackers. Originally hired by the Saints in 2000 as defensive assistant/quality control, he was promoted to linebackers coach near the end of that season to replace John Bunting, who departed to become head coach at the University of North Carolina. Moss began his coaching career in 1998 as a defensive quality-control assistant for the Seattle Seahawks, the club for whom he played his final three NFL seasons.

A veteran of 11 seasons and 155 NFL games (146 starts), the former linebacker played for the Tampa Bay Buccaneers (1987-90) and the Los Angeles Raiders (1991-94), in addition to the Seahawks (1995-97). Over the course of his career, Moss recorded 768 tackles, 20½ sacks, six INTs and a fumble recovery for a TD.

In 1993, when Moss led the Raiders in tackles on a team that advanced to the AFC Divisional playoffs, he earned the Ed Block Courage Award after a vote of his teammates. Moss also was a three-time defensive captain and received the 1996 NFL Players Association Unsung Hero Award while with the Seahawks.

A four-year letterman at the University of Miami (Fla.), he and current Packers senior personnel executive Alonzo Highsmith helped the Hurricanes win the national championship after the 1983 season under Howard Schnellenberger. Moss was inducted into the University of Miami Sports Hall of Fame in April 2015.

Born Dec. 24, 1965, in Miami, Fla., Moss attended Miami (Fla.) Southridge High School and was an all-state linebacker. He and his wife, Zoila, have three sons, Winston Jr., 24, Robert, 18, and Marcus, 16, and two daughters, Victoria, 22, and Isabella, 9.

RON WOLF'S LEGACY AS A MENTOR

Former Packers general manager Ron Wolf's many accomplishments in Green Bay have been well-documented since his retirement in 2000. A 2015 Pro Football Hall of Fame inductee, Wolf engineered one of the most impressive turnarounds in the history of the sport after assuming control of the Packers' football operation late in 1991.

In the nine seasons under his leadership, Wolf's teams posted a 92-52 regular-season record, played in two Super Bowls (highlighted by their victory in Super Bowl XXXI, the franchise's first in 29 years), and accounted for seven consecutive winning seasons and six straight playoff berths. All of that success, and yet Wolf's enduring contribution to the organization and the league might lie in an entirely different realm.

Wolf was initially ushered into the business and mentored by former Oakland/Los Angeles Raiders owner Al Davis in the 1960s. Following Wolf's ascent, he placed an emphasis on paying that stewardship forward for young personnel types looking to develop the same knack for talent evaluation and procurement associated with his own career in the National Football League. Throughout his time at different stops, he shared his wealth of knowledge and training with scouts of all ages, men who have since gone on to have remarkable careers of their own running personnel departments across the league.

Most impressively, Wolf's lineage currently features general managers representing four NFL franchises, in addition to several other senior-level evaluators for other clubs and many of the high-ranking members of the personnel staff in Green Bay.

A look at the collection of personnel men who have studied under Wolf:

| Name | Current Team | Current Position | Seasons With Wolf |
|------------------|---------------------|------------------------------|--------------------------|
| John Dorsey | Kansas City Chiefs | General Manager | 1992-98, 2000 |
| Reggie McKenzie | Oakland Raiders | General Manager | 1994-2000 |
| John Schneider | Seattle Seahawks | General Manager | 1993-96 |
| Ted Thompson | Green Bay Packers | General Manager | 1992-99 |
| Brian Gutekunst | Green Bay Packers | Director of Player Personnel | 1998-2000 |
| Shaun Herock | Oakland Raiders | Director of College Scouting | 1994-2000 |
| Alonzo Highsmith | Green Bay Packers | Senior Personnel Executive | 1999-2000 |
| Lenny McGill | Miami Dolphins | West Regional Scout | 2000 |
| Sam Seale | Green Bay Packers | West Regional Scout | 1995-2000 |
| Eliot Wolf | Green Bay Packers | Director-Football Operations | 1999 |



EDGAR BENNETT

OFFENSIVE COORDINATOR

13th Season as NFL Coach • 17th Packers Season



Edgar Bennett begins his 25th NFL season in 2017, his 23rd in Green Bay and his third as offensive coordinator after four years as the Packers' wide receivers coach and six seasons as running backs coach.

Named to his current position on Feb. 12, 2015, by Head Coach Mike McCarthy, after coaching wide receivers from 2011-14, Bennett originally became a position coach on Jan. 28, 2005, for the running backs. He was renamed to that post on Jan. 17, 2006, for McCarthy's first season at the helm. He continues his "third" Green Bay tour after initially rejoining the club to head the player development department (2001-04) and after a tenure as one of the most productive running backs in Green Bay history (1992-96).

In Bennett's second season as offensive coordinator in 2016, he helped guide the Packers to their eighth consecutive postseason berth (2009-16), extending the franchise record. Green Bay finished the season ranked No. 4 in the NFL in scoring (27.0 ppg) and No. 8 in total offense (368.8 ypg). Bennett also continued to emphasize the importance of ball security as Green Bay's 17 giveaways were tied for the fifth fewest in team history and tied for the eighth fewest in the NFL last season.

In 2014, Bennett helped wide receivers Jordy Nelson and Randall Cobb combine for one of the best single-season performances in NFL history. Cobb and Nelson became the first duo in league annals to both record 90-plus receptions, 1,200-plus yards and 12-plus receiving touchdowns. Both set numerous career highs, with Nelson setting a franchise record for receiving yards (1,519) while finishing with the fourth-most receptions (98) in Packers history. Nelson also recorded the third-most TD receptions (13) in his career (15 in 2011, 14 in 2016) and tied for the seventh most in team history. Cobb reached the 1,000-yard receiving mark for the first time in his career (1,287), and his career-best 91 receptions were the seventh most in team history at the time. Cobb and Nelson became the first pair of Packers players to both catch 90-plus passes in the same season.

On top of aiding Cobb and Nelson to Pro Bowl seasons, Bennett also tutored 2014 second-round draft choice Davante Adams, whose 446 yards on 38 receptions (11.7 avg.) ranked third on the team. Adams racked up 121 yards on six receptions in a Week 13 victory over New England, the best receiving-yardage total by a Packers rookie since Sterling Sharpe's 124-yard effort vs. Detroit in 1988. In his first postseason contest (vs. Dallas), Adams registered a team-high 117 receiving yards and a TD on seven receptions (16.7 avg.). Both his receiving-yardage total and his reception total were franchise playoff records by a rookie.

In 2013, the Green Bay receiving corps accounted for 3,319 yards, the second most in a season in franchise history and an average of 207.4 per game that ranked No. 2 in the NFL. Fronted by Nelson, the group overcame its share of challenges, including injuries within its own ranks and the play of four different starting quarterbacks on the season after Rodgers missed seven games following a collarbone injury suffered in Week 9. Having fully recovered from an injury-plagued 2012, Nelson turned in a stellar season in 2013, posting team highs with 85 catches, 1,314 yards (15.5 avg.) and eight touchdowns.

Following the record-setting season turned in by the wide-receiver group during his first year as its leader in 2011, Bennett's charges overcame injuries and lineup shuffling to have another resoundingly productive season in 2012. In

AT A GLANCE ...

- Joined the Packers on April 10, 2001, to head the player development department; promoted to running backs coach on Jan. 28, 2005, and renamed to the position by Mike McCarthy on Jan. 17, 2006; named wide receivers coach on Feb. 25, 2011, and promoted to his current post of offensive coordinator on Feb. 12, 2015.
- In 2014, helped Jordy Nelson to a single-season franchise record for receiving yards (1,519), the fourth-most receptions (98) in Packers history, as he combined with Randall Cobb to become the first duo on NFL history to both record 90-plus receptions, 1,200-plus yards and 12-plus receiving touchdowns in the same season.
- Enjoyed an outstanding first season as the team's receivers coach in 2011, tutoring a group that set franchise records for yards (3,667), yards per game (229.2) and touchdowns (38), while seeing all five players at the position collect at least 25 catches, a franchise first.
- Green Bay's fourth-round draft selection in 1992, Bennett is the 10th-ranked rusher in franchise history. The former Florida State athlete gained 3,353 yards over his five seasons in green and gold (1992-96) and was the starting running back for the 1996 Packers team that captured the Super Bowl XXXI title. In 1995, he became only the fifth player in team annals to rush for 1,000 yards in a season (1,067) and the first since Terrell Middleton in 1978.
- Continues to hold the club single-season record for receptions by a running back with 78, set in 1994.
- Was inducted into both the Green Bay Packers and Florida State athletic halls of fame in 2005.
- In 2003, created the Edgar Bennett Celebrity Bowl-A-Thon, an event that brought together Packers players, coaches and staff to raise funds for charity.

COACHING BACKGROUND

| Years | College/Pro Team | Position Coached |
|---------|-------------------|-----------------------|
| 2005-10 | Green Bay Packers | Running Backs |
| 2011-14 | Green Bay Packers | Wide Receivers |
| 2015-17 | Green Bay Packers | Offensive Coordinator |

the absence of Greg Jennings and Nelson, James Jones and Cobb ascended to the forefront of the team's passing attack. Jones put it all together under Bennett's direction in 2012, posting career highs at the time with 64 catches, 734 yards and an NFL-leading 14 TDs, becoming the first Packer to lead the league in receiving TDs since Sharpe (18) in 1994. A uniquely versatile threat, Cobb emerged as the team's leading receiver in just his second season, catching a team-best 80 passes for 954 yards and eight TDs.

Under Bennett's watch, the group posted one of the most productive seasons in franchise history in 2011, setting new team records and finishing first in the NFL among receiving corps in yards (3,667), yards per game (229.2) and TDs (38). The touchdown total was the second highest in league history at the time by a receiver group, and all five players at the position posted 25 or more catches for the first time in franchise annals.

On an individual level in 2011, Bennett helped guide Jennings to his second consecutive Pro Bowl berth during a season that saw the sixth-year pro on pace for several career highs before a knee injury sidelined him for the final three regular-season games. Additionally, he was instrumental in the development and emergence of Nelson, who in his fourth season posted career highs at the time in every major statistical category and was named an alternate for the Pro Bowl. Nelson led the team with 68 catches for

1,263 yards and an impressive 15 TDs, the third most in team history.

In what is a true testament to the intense emphasis on ball security that marked Bennett's career as a player and now as a coach, the receiver group committed just two turnovers from 2011-14, despite a combined 971 touches on offense.

Prior to becoming wide receivers coach, Bennett oversaw the development of several key running backs in Green Bay's stable from 2005-10.

James Starks was a sixth-round draft pick in 2010 who missed all of training camp and the first 11 games of his rookie season recovering from a hamstring injury. But when Starks was healthy, Bennett got him ready to go. Starks kick-started the team's Super Bowl run with a franchise rookie playoff-record 123 yards in an NFC Wild Card game at Philadelphia (Jan. 9).

The rookie was particularly vital down the stretch after Ryan Grant suffered a season-ending ankle injury in Week 1. Prior to the injury, Grant had become just the third running back in team history to eclipse 1,200 yards in back-to-back seasons in 2008-09.

Grant rapidly progressed in 2007, his first season with the Packers, after coming to the team in a trade at the end of training camp. Grant emerged from a backfield-by-committee to become the starter at midseason, went on to rush for 956 yards (including five 100-yard performances), and then set Green Bay postseason records with 201 yards and three TDs in a playoff victory over Seattle.

In his first season as a full-time coach in 2005, Bennett saw the team start five halfbacks and feature six after season-ending injuries claimed Green and Najeh Davenport (ankle). Faced with steep adversity, Bennett took Samkon Gado, an undrafted player fresh off the practice squad, and guided him to what was at the time the second-most productive season by a rookie running back in franchise history.

Initially joining the club on April 10, 2001, as its director of player development, Bennett spent four years helping players become acclimated to their roles as Green Bay Packers, both on and off the field. Bennett's efforts in this area were recognized in 2003 as the Packers' player development department was named the best in the NFC.

Green Bay's fourth-round draft selection in 1992, Bennett is the 10th-ranked rusher in Packers history. The former Florida State athlete gained 3,353 yards over his five seasons in green and gold (1992-96) and was the starting running back for the 1996 Packers team that captured the Super Bowl XXXI title. In 1995, he became only the fifth player in team annals to rush for 1,000 yards in a season (1,067) and the first since Terdell Middleton in 1978. He also continues to hold the club single-season record for receptions by a running back with 78, set in 1994. His accomplishments were honored in 2005 with his induction into the Green Bay Packers Hall of Fame.

After a torn Achilles' heel suffered in the Packers' 1997 preseason opener ended his season, a successfully rehabbed Bennett signed with Chicago as an unrestricted free agent in 1998 and led the Bears in rushing that season with 611 yards. After one more season with Chicago, Bennett retired from football in 2000.

A four-year starter at fullback for Florida State (1987, 1989-91), Bennett holds a bachelor's degree in social science, with a primary emphasis in political science and a secondary emphasis in sociology. Previously, he was a first-team all-state back at Robert E. Lee High School in Jacksonville, where he played with former Packers safety LeRoy Butler, who later also would be his teammate at FSU and in Green Bay. Bennett was inducted into the Florida State Athletic Hall of Fame in 2005.

Bennett and his wife, Mindy, have a son, Edgar IV, and a daughter, Elyse Morgan, and live in Green Bay. In 2003, he created the Edgar Bennett Celebrity Bowl-A-Thon, an event that brings together Packers players, coaches and staff. In recent years, the event has supported Families of Children With Cancer, a foundation that gives financial and social support to local families whose children are receiving treatments for cancer or bone marrow failure. In its initial year, the Bowl-A-Thon supported the March of Dimes. In May 2006, Bennett received the Nice Guy Award at the Doug Jirschele Sports Awards Banquet in Clintonville, Wis.

MULTIPLE 100-YARD RUSHERS IN SAME GAME

In the 2008 regular-season finale, two Packers topped 100 yards rushing, a feat which has been accomplished only twice by the team in the past 31 seasons. Ryan Grant (106) and DeShawn Wynn (106 yards) became the fifth pair in Packers history to accomplish the feat.

Multiple Packers players with 100 yards rushing in the same game:

| Date | Opp | Players | Att | Yds |
|----------|---------|------------------------------------|----------|------------|
| 12/16/73 | at ChiB | John Brockington MacArthur Lane | 22 19 | 142 101 |
| 11/23/80 | at Min. | Eddie Lee Ivery Gerry Ellis | 24 15 | 145 101 |
| 12/01/85 | TB | Eddie Lee Ivery Gerry Ellis | 13 9 | 109 101 |
| 10/29/06 | Ari. | Ahman Green Vernand Morency | 21 11 | 106 101 |
| 12/28/08 | Det. | Ryan Grant DeShawn Wynn | 19 7 | 106 106 |



DOM CAPERS

DEFENSIVE COORDINATOR

32nd NFL Season · Ninth Packers Season

Entering his 32nd season in the NFL, Dom Capers begins his ninth year with the Packers in 2017 as the club's defensive

coordinator.

Named to his position Jan. 19, 2009, by Head Coach Mike McCarthy, Capers is one of the most experienced coaches in the league, spending time with seven different NFL franchises before coming to Green Bay.

Since Capers took over as defensive coordinator in 2009, Green Bay ranks No. 1 in the NFL in interceptions (165), No. 4 in total takeaways (229), No. 5 in opponent passer rating (81.0), No. 3 in sacks (328) and No. 8 in points allowed per game (21.2).

Capers' defensive formula, pressuring the quarterback and creating turnovers, was evident once again in 2016, as he helped guide the Packers to their franchise-record eighth consecutive postseason berth (2009-16) and fifth NFC North title in six years. Led by LB Nick Perry's career-high 11 sacks, Capers' defense ranked tied for No. 6 in the NFL last season with 40 sacks. It marked the sixth time in the last seven seasons that Green Bay finished in the top 10 in the league in that category. The Packers also ranked tied for No. 4 in the NFL with 17 interceptions in 2016, guiding them to a plus-eight turnover margin, which ranked No. 6 in the NFL. Most impressively, during Green Bay's six-game winning streak to close out the regular season, the Packers forced a league-leading 15 turnovers over that span.

Capers' unit was also proficient against the run last season, ranking No. 8 in the NFL while surrendering just 94.7 yards per game on the ground. That mark also ranked tied for the seventh-lowest average in franchise history.

Since Capers joined the staff, Green Bay defensive players have made 17 appearances in the Pro Bowl, eighth most in the NFL since 2009. The latest defender to join the list was third-year S Ha Ha Clinton-Dix, who made his first career Pro Bowl in 2016. His career-best five interceptions last season were tied for No. 5 in the NFL and tied for No. 1 among safeties.

In 2015, the Packers were tied for No. 7 in the NFL with 43 sacks while also ranking fifth in the league in sacks per pass attempt (7.8 percent). Additionally, Green Bay tallied 16 interceptions to rank ninth in the NFL, guiding them to a plus-five turnover margin, tied for 10th in the NFL. LB Clay Matthews made his sixth career Pro Bowl as a member of Capers' defense in 2015 and first as an ILB. He was joined by LB Julius Peppers, making his first appearance as a Packer and ninth overall.

In 2014, the Packers' 41 sacks tied for No. 9 in the NFL as six different players registered at least three sacks, which was tied for No. 4 in the league. The Packers also finished the 2014 campaign tied for No. 9 in the NFL with 29 takeaways and No. 3 with 110 points off takeaways. Green Bay's plus-14 turnover margin was best in the NFL in 2014.

Despite missing Matthews for five games in 2013, Capers' unit still finished the season with 44 sacks to tie for No. 8 in the NFL. Additionally, the defense finished the 2013 campaign strong by forcing 12 turnovers in the last five games, which was tied for No. 3 in the NFL over that span. The Packers posted two or more takeaways in each of the final five games, the longest single-season streak by the club since a nine-game stretch in 2002.

In 2011, the Packers led the league in INTs (31) for the second time in three seasons (also 2009), and tied San Francisco for most total takeaways (38). Capers' defense



AT A GLANCE ...

- Joined the Packers on Jan. 19, 2009.
- Since Capers took over as defensive coordinator in 2009, Green Bay ranks No. 1 in the NFL in interceptions (165), No. 4 in total takeaways (229), No. 5 in opponent passer rating (81.0), No. 3 in sacks (328) and No. 8 in points allowed per game (21.2).
- Was named Coordinator of the Year by *Sporting News* in 2009 after he helped lead Green Bay's defense to a No. 2 overall ranking in his first season with the team.
- Has nine years of experience as a head coach in the NFL, serving as the first head coach for two expansion franchises (Carolina, 1995-98; Houston Texans, 2001-05).
- Also served as a defensive coordinator for three other teams, first with the Pittsburgh Steelers (1992-94), then with the Jacksonville Jaguars (1999-2000) and Miami Dolphins (2006-07).
- Won every major coach of the year award in 1996 with the Panthers, and also earned the *Pro Football Weekly*/PFWA Assistant Coach of the Year award in 1994 with Pittsburgh and in 1999 with Jacksonville.
- Has coached three players who have been named Defensive Player of the Year by *The Associated Press* (CB Rod Woodson, 1993; DE Jason Taylor, 2006; CB Charles Woodson, 2009).

COACHING BACKGROUND

| Years | College/Pro Team | Position Coached |
|-----------|-------------------------------------|---|
| 1972-74 | Kent State University | Graduate Assistant |
| 1975-76 | Univ. of Hawaii | Defensive Backs |
| 1977 | San Jose State University | Defensive Backs |
| 1978-79 | Univ. of California | Defensive Backs |
| 1980-81 | Univ. of Tennessee | Defensive Backs |
| 1982-83 | Ohio State University | Defensive Backs |
| 1984-85 | Philadelphia/Baltimore Stars (USFL) | Defensive Backs |
| 1986-91 | New Orleans Saints | Defensive Backs |
| 1992-94 | Pittsburgh Steelers | Defensive Coordinator |
| 1995-98 | Carolina Panthers | Head Coach |
| 1999-2000 | Jacksonville Jaguars | Defensive Coordinator |
| 2001-05 | Houston Texans | Head Coach |
| 2006 | Miami Dolphins | Special Asst. to Head Coach/ Defensive Coordinator |
| 2007 | Miami Dolphins | Defensive Coordinator |
| 2008 | New England Patriots | Special Asst./Secondary |
| 2009-17 | Green Bay Packers | Defensive Coordinator |

was well-represented in the Pro Bowl with Matthews, NT B.J. Raji and CB Charles Woodson all being honored, the first time since 1967 that the Packers had a defensive lineman, a linebacker and a defensive back earn Pro Bowl recognition in the same season.

In 2010, Capers coordinated a unit that finished No. 2 in the league in scoring defense, allowing just 15.0 points per game en route to winning Super Bowl XLV. That was the team's best ranking since finishing No. 1 in 1996 (13.1 ppg), and the 24 TDs allowed were the team's fewest since 1996 as well (19). The Packers also finished No. 5 in overall defense (309.1 yards per game), which, coupled with the team's No. 2 ranking in 2009, gave the Packers a top-five overall defense in consecutive years for the first time since 1968-69.

That No. 2 ranking in Capers' first season, when he guided the transition to the 3-4 scheme, highlighted one of the biggest statistical turnarounds in franchise history, as the Packers improved from the No. 20 spot in 2008. They also ranked No. 1 against the run in 2009 after a No. 26 ranking in that category before Capers' arrival. That top ranking in rushing defense was a first in franchise history, and the average of 83.3 rushing yards per game set a team record. In 2009, the Packers also led the NFL with 40 takeaways and 30 INTs, the first time Green Bay led the league in INTs since 1965.

Under Capers' tutelage, Woodson posted perhaps his finest all-around season in 2009 as he was named NFL Defensive Player of the Year by *The Associated Press* and was selected to virtually every all-pro team. It was the third time in Capers' career as a defensive coordinator that one of his players earned the top defensive honor from AP, as Woodson joined Miami DE Jason Taylor (2006) and Pittsburgh CB Rod Woodson (1993). Capers nearly had a fourth protégé win the award in 2010, as Matthews finished runner-up in the voting to Pittsburgh S Troy Polamalu.

Capers was honored with an award of his own in '09 as he was named Coordinator of the Year by *Sporting News* in a vote of 53 current NFL head coaches and league executives.

Capers joined the Packers after one season with the New England Patriots as special assistant – secondary. Prior to that, he had defensive-coordinator responsibilities for two seasons with the Miami Dolphins, holding the titles of special assistant to the head coach (2006) and defensive coordinator (2007). After inheriting a defense that had allowed 317.0 total yards per game (No. 18) in 2005, Capers made an immediate impact as Miami finished fourth in overall defense (289.1 ypg) in 2006.

Capers served as the head coach of the expansion Houston Texans for the first five seasons of the franchise's history. He was hired in January 2001, more than a year before Houston's inaugural season in 2002.

From 1999-2000, Capers was the defensive coordinator in Jacksonville, where, under his guidance, the Jaguars improved from 25th in the NFL in total defense in 1998 to fourth in 1999. Jacksonville also allowed the fewest points (217) in the NFL in 1999, and Capers was named NFL Assistant Coach of the Year by *Pro Football Weekly/PFWA* and *USA Today*.

Capers served as a head coach for the first time in his career from 1995-98 with the expansion Carolina Panthers, guiding that team from its origin to the NFC title game in just two seasons. In 1996, Carolina won its last seven games en route to a 12-4 record and the NFC West title. The Panthers defeated the defending Super Bowl champion Dallas Cowboys in the divisional playoffs before falling to the Packers at Lambeau Field in the NFC Championship. Capers was honored with all of the major coach of the year awards in '96, including the AP's honor.

Prior to taking over in Carolina, Capers served as a defensive coordinator for the Pittsburgh Steelers from 1992-94, the first time in his coaching career that he ran a defense. His unit ranked third in the NFL in total defense in 1993, second in 1994, and the Steelers won the AFC Central in 1992 and 1994. Pittsburgh finished in the top 10 in scoring defense in all three of Capers' seasons with the club, including No. 2 rankings in 1992 and 1994.

Capers' first NFL coaching stop came with the New Orleans Saints, where he served as the defensive backs coach for six seasons (1986-91). He helped the Saints earn their first three playoff berths in franchise history, and he worked under head coach Jim Mora, whom he also assisted with the Philadelphia/Baltimore Stars of the USFL from 1984-85 as the Stars won the league title both seasons.

Capers began his coaching career by spending 12 seasons at the collegiate level, beginning with a three-year stint as a graduate assistant at Kent State (1972-74). He went on to coach defensive backs at Hawaii (1975-76), San Jose State (1977), California (1978-79), Tennessee (1980-81) and Ohio State (1982-83).

Capers played safety and linebacker for Mount Union College in Alliance, Ohio, from 1968-71, and graduated with a degree in physical education and a minor in psychology. He also earned his master's degree in administration from Kent State. In May 2012, Capers delivered the commencement address at Mount Union and was awarded an honorary doctorate of humane letters.

Capers grew up in Buffalo, Ohio, where he was a star athlete at Meadowbrook High School. He hosted an annual charity golf tournament for 13 years (1995-2007) in the area to raise money for the Southeastern Ohio Regional Medical Center's cardiac rehab unit, and for a college scholarship in the name of Dale Dickson, Capers' former high school football coach who died of a heart attack.

Born Aug. 7, 1950, in Cambridge, Ohio, Capers lives in Green Bay with his wife, Karen.



RON WOLF'S STAMP ON PACKERS HISTORY

Ron Wolf arrived in Green Bay Nov. 27, 1991, with a mandate to rescue the Green and Gold from a quarter-century of mediocrity, an assignment which prompted him to assert, "I was brought here to win."

And win, in the decade to follow, the Packers did – in large part because of his leadership and the "cast" he assembled to execute one of the most electrifying turnarounds in NFL annals ... rewardingly punctuated by Green Bay's first Super Bowl victory in nearly three decades and back-to-back appearances in professional football's ultimate game.

During the history-making process, he made a more profound impact upon the Packers organization than anyone since the revered Vince Lombardi, who arrived in Green Bay with a similar mission 32 years earlier. Over Wolf's 1992-2000 tenure, the Packers compiled the NFL's second-best regular-season record, a 92-52 mark for a .639 percentage, recorded seven straight winning seasons and made six consecutive playoff appearances.

He converted the Green and Gold from perennial also-rans into consistent winners, exemplified by the fact they also have mounted the NFL's second-best regular-season won-lost record since the 1993 institution of free agency (225-126-1, .641).

Wolf's aggressive stewardship, launched with the hiring of 49ers offensive coordinator Mike Holmgren as head coach and the acquisition of Brett Favre as a franchise quarterback in 1992, is perhaps no better illustrated than by the Packers' immediate, 9-7 turnaround in 1992 – his first year on the job – after the team had been a dismal 4-12 in 1991 and 6-10 in 1990 ... a transformation which brought him recognition as NFL Executive of the Year by *Sporting News*.

Wolf, reflecting upon the overall record from his perspective on the day he announced his retirement, observed with pardonable satisfaction: "What people said couldn't happen here ... happened here (building a winner in Green Bay) ... I'm proud of that."

A statistical glance at some notable team figures, over the nine years before – and after – Wolf took control:

| 1983-91 | W-L-T, Overall | 1992-2000 |
|---------|----------------------|-----------|
| 57-85-1 | 92-52-0 | |
| .402 | Overall Winning Pct. | .639 |
| 31-40-1 | W-L-T, Home Games | 60-12-0 |
| .438 | Home Winning Pct. | .833 |
| 321.5 | Total Offense/Game | 333.8 |
| 330.4 | Total Defense/Game | 301.2 |



MARK LOVAT

STRENGTH & CONDITIONING COORDINATOR

19th NFL Season · 19th Packers Season



Mark Lovat is now in his 19th year with the Packers and his eighth as the club's strength and conditioning coordinator. Promoted to his current position Feb. 15, 2010, Lovat swapped roles with Dave Redding, for whom Lovat served as an assistant in 2009.

Joining the team full-time on Jan. 25, 1999, Lovat worked under three Green Bay strength and conditioning coordinators – Barry Rubin (1999-2005), Rock Gullickson (2006-08) and Redding, who retired following the 2010 season. Lovat also previously served two summer internships in the club's weight room.

Lovat (luh-VOTT) was named the NFL Strength Coach of the Year for his work in 2011 by the Professional Football Strength and Conditioning Coaches Society, an award based on a vote of his peers in the field. Lovat became the third Green Bay strength coach to win the prestigious honor, joining Kent Johnston (1997) and Gullickson (2007).

In 2010, Lovat was honored by the Professional Football Strength and Conditioning Coaches Society with the Super Bowl Achievement Award.

An accomplished athlete himself, Lovat earned a Division I baseball scholarship to Butler University in Indianapolis, starting three seasons at shortstop and second base for the Bulldogs. He also received the Helen Tewksbury Award for academic and athletic leadership and the Mental Attitude Award during the course of his playing career.

After graduating cum laude and with high honors from Butler in 1992 with a B.A. degree in Spanish and international studies, Lovat spent four years at Lake Havasu City (Ariz.) High School, teaching Spanish as well as coaching football and baseball.

The son of former Green Bay offensive line coach Tom Lovat (1980, 1992-98), Lovat is a member of the National Strength and Conditioning Association (NSCA). He became a certified strength and conditioning specialist (CSCS) in April 2000.

AT A GLANCE ...

- Promoted to strength and conditioning coordinator on Feb. 15, 2010, and is now in his 19th year of service with the Packers.
- Was named the NFL Strength Coach of the Year for his work in 2011 by the Professional Football Strength and Conditioning Coaches Society, an award based on a vote of his peers in the field.
- In 2005, earned his master's degree in exercise science and performance enhancement.
- Played baseball at Butler University, starting three seasons at shortstop and second base.

COACHING BACKGROUND

| Years | College/Pro Team | Position Coached |
|-----------|-------------------|-------------------------------------|
| 1999-2009 | Green Bay Packers | Assistant Strength & Conditioning |
| 2010-17 | Green Bay Packers | Strength & Conditioning Coordinator |

In 2005, Lovat completed his master's degree in exercise science and performance enhancement from California University of Pennsylvania. He also has earned certifications as a performance-enhancement specialist (PES) and as a corrective-exercise specialist (CES) from the National Academy of Sports Medicine (NASM). Additionally, in 2002 he achieved a Level 1 certification through USA Weightlifting, the governing body of the U.S. Olympic weightlifting team. Lovat is also certified in the Functional Movement Screen (FMS) and completed a human-movement science course as part of his continuing education.

Born Oct. 9, 1969, in Pocatello, Idaho, Lovat lives in Green Bay with his wife, Maggie, and son, Luke.

SPORTS ILLUSTRATED'S TOP 20 VENUES OF THE 20TH CENTURY (JUNE 7, 1999)

- 1) Yankee Stadium, Bronx
- 2) Augusta National, Augusta, Ga.
- 3) Michie Stadium, West Point
- 4) Cameron Indoor Stadium, Duke University, Durham, N.C.
- 5) Bislett Stadium, Oslo, Norway
- 6) Wrigley Field, Chicago
- 7) Roland Garros, Paris
- 8) **Lambeau Field, Green Bay**

In Green Bay, where the local time is always 1963, the citizens worship their Packers with religious fervor, and Lambeau Field is their ageless cathedral. The benches are aluminum, the grass (when not iced over) is resplendent, and the fans are rabid but realistic without being rude. No wonder Packers players leap into the stands after scoring touchdowns. On a truly cold day you can feel the spirit of Vince Lombardi – even if you can't feel your toes.

- 9) Fenway Park, Boston
- 10) Saratoga Race Course, New York



- 11) Pebble Beach, California
- 12) Wembley Stadium, London
- 13) The Pit, University of New Mexico, Albuquerque
- 14) Boston Marathon Course
- 15) Camden Yards, Baltimore
- 16) Lamade Stadium, Williamsport, Pa.
- 17) Daytona International Speedway, Daytona, Fla.
- 18) Notre Dame Stadium, South Bend, Ind.
- 19) St Andrews, Scotland
- 20) Rose Bowl, Pasadena, Calif.



RON ZOOK

SPECIAL TEAMS COORDINATOR

10th NFL Season · Fourth Packers Season



teams coordinator by Head Coach Mike McCarthy on Feb. 12, 2015.

Possessor of a vast résumé of both collegiate and professional coaching experience, Zook is embarking on his 10th season at the pro level. He previously also spent time on the staffs of the Kansas City Chiefs, New Orleans Saints and Pittsburgh Steelers during his coaching career.

In his second season overseeing the special teams, Zook helped Green Bay's all-time leading scorer, K Mason Crosby, become just the third player in NFL history to register 100-plus points in 10 or more consecutive seasons (Jason Elam, 16; Adam Vinatieri, 13). Crosby also ranked No. 8 in the NFL in FG percentage (86.7 percent), the second highest of his career, and had 46 touchbacks on 87 kickoffs, a career-high 52.9 percentage. In P Jacob Schum's first season with the Packers, his 39.1-yard net average was the second best by a Green Bay punter (since 1976) behind only Tim Masthay's 40.3-yard average in 2015.

In Zook's first year leading the Packers' special teams in 2015, he oversaw a unit that displayed vast improvement from the previous season. In the *Dallas Morning News'* annual special teams rankings, Green Bay ranked 17th after finishing 32nd in 2014. Leading the way was the Packers' punt-coverage unit, which limited opponents to a 4.2-yard punt return average, No. 1 in the NFL and the best mark by a Green Bay team since 1969 (3.4 avg.). Under Zook's guidance, Crosby recorded 108 points, giving him 1,145 points in his career as he passed K Ryan Longwell as the franchise scoring leader.

Zook's first year in Green Bay as special teams assistant in 2014 saw Crosby drill six consecutive field goals from 50-plus yards at one point to set a franchise record. DB Micah Hyde averaged 15.8 yards on 14 punt returns in 2014, No. 1 in the NFL among players with 14-plus returns. He also posted two punt return TDs, tied for No. 1 in the NFL with Darren Sproles, while also becoming just the fifth player in team history to record two-plus punt return TDs in a season.

Prior to coming to Green Bay, Zook gained 10 years of experience as a head coach in the college ranks, first at the University of Florida (2002-04) and more recently at the University of Illinois (2005-11).

Zook spent seven years on campus at Illinois, taking over the program in 2005 and earning Big Ten Conference Coach of the Year honors in 2007 after he led the Fighting Illini to a 9-4 record and the program's first Rose Bowl berth since 1983. That season marked the eighth nine-win campaign in school history, and the seven-win improvement from 2006 was the best in program annals.

Impressively, 17 Illinois players coached or recruited by Zook were drafted into the NFL between 2006-12, a number that included five first-round choices and four second-round picks.

Prior to Illinois, Zook made his debut as a collegiate head coach during a three-year stint at Florida, a program with which he had previously enjoyed success as an assistant under head coach Steve Spurrier during the early 1990s.

During Zook's tenure, the school compiled a 25-15 overall record, including a 16-8 mark in Southeastern Conference play.

Florida reached a bowl game in each season under his

AT A GLANCE ...

- Joined the Packers on Feb. 7, 2014, as assistant special teams coach and was promoted to special teams coordinator on Feb. 12, 2015.
- Possesses 37 years of football coaching experience between the college and professional levels, including 10 seasons as a collegiate head coach.
- The head coach at the University of Illinois from 2005-11, he guided the Fighting Illini to a berth in the Rose Bowl in just his third season in 2007, garnering Big Ten Conference Coach of the Year honors.
- Previously spent six seasons as an assistant in the NFL, serving on the staffs of the Pittsburgh Steelers (1996-98), Kansas City Chiefs (1999) and New Orleans Saints (2000-01).
- Was the defensive coordinator in New Orleans from 2000-01 when Head Coach Mike McCarthy was the Saints' offensive coordinator, and associate head coach/linebackers Winston Moss was a member of Zook's defensive staff.

COACHING BACKGROUND

| Years | College/Pro Team | Position Coached |
|---------|--|------------------------------------|
| 1978-80 | Murray State University..... | Defensive Backs |
| 1981-82 | Univ. of Cincinnati..... | Defensive Coordinator |
| 1983 | Univ. of Kansas..... | Defensive Coordinator |
| 1984-86 | Univ. of Tennessee..... | Defensive Backs |
| 1987 | Virginia Tech..... | Defensive Coord./Asst. Head Coach |
| 1988-90 | Ohio State University..... | Defensive Backs |
| 1991-93 | Univ. of Florida..... | Def. Coordinator/Def. Backs |
| 1994 | Univ. of Florida..... | Special Teams Coord./Nickelbackers |
| 1995 | Univ. of Florida... Assoc. Head Coach/Spec. Teams Coord. | |
| 1996-98 | Pittsburgh Steelers..... | Special Teams Coordinator |
| 1999 | Kansas City Chiefs..... | Defensive Backs |
| 2000-01 | New Orleans Saints..... | Defensive Coordinator |
| 2002-04 | Univ. of Florida..... | Head Coach |
| 2005-11 | Univ. of Illinois..... | Head Coach |
| 2014 | Green Bay Packers..... | Assistant Special Teams |
| 2015-17 | Green Bay Packers..... | Special Teams Coordinator |

direction, including a second consecutive Outback Bowl in 2003, when it earned a share of the SEC East Division title. That season, the Gators faced the second-toughest schedule in the nation, a slate that included seven ranked opponents, and reeled off wins over ranked teams in three consecutive weeks for the first time in school history.

In 2004, Zook's final season, the Gators finished atop the SEC in six different team categories, including scoring offense, total offense and passing offense. That year, they also became just the second team in the history of the storied conference to boast the league's leading rusher, passer, receiver and scorer in the same season.

Zook also held a reputation for being an excellent recruiter at the college level. In his time as head coach at Florida, he signed 10 *Parade* All-Americans in three years, after the school had managed a total of 20 in the previous 12 years. His 2003 recruiting class was ranked in the top three nationally and featured eight future NFL draft picks, including first-rounders Jarvis Moss and Reggie Nelson.

That legacy as a recruiter was further cemented two years following his departure, when in 2006, 22 of the 24 starters on Florida's BCS National Championship team were players who had been recruited to Florida by Zook.

Prior to making his return to Florida, Zook enjoyed six years as an assistant in the NFL. His final two seasons came in 2000-01 when he served as the defensive coordinator for the New Orleans Saints and forged a relationship with McCarthy, who was then the team's offensive coordinator. The Saints defense led the NFL with 119 sacks over the course

of his two seasons, 22 more than the next-closest team, and ranked No. 10 in the league in points allowed in 2000.

In 1999, he coached defensive backs for the Kansas City Chiefs. That season, he tutored CB James Hasty, who tied for the NFL lead with a career-high seven INTs and was named to the Pro Bowl. The Chiefs ranked No. 5 in the NFL with 25 INTs that season and tied for No. 2 with five INTs. The 25 INTs were the most by the club since it posted 31 during the 1986 season.

Before his stint in Kansas City, Zook spent three seasons (1996-98) as the special teams coordinator for the Pittsburgh Steelers.

In 1997, Zook oversaw a Steelers' kickoff return unit led by returner Will Blackwell that ranked No. 6 in the NFL with a 24.7-yard average. That same season, he guided veteran Norm Johnson to the fourth-best field-goal percentage in the league, an 88.0 mark that ultimately stood as the second highest of the specialist's 18-year career. While in Pittsburgh, Zook also worked with current Packers safeties coach Darren Perry and assistant special teams coach Jason Simmons, who were both defensive backs and special-teams contributors during his time with the club.

Before making that initial foray into the NFL, Zook spent 18 years as a college assistant, earning his first opportunity at Murray State (1978-80), before making stops at Cincinnati (1981-82), Kansas (1983), Tennessee (1984-86), Virginia Tech (1987), Ohio State (1988-90) and his first tour at Florida (1991-95).

A three-year letterman and captain as a defensive back at Miami of Ohio, Zook played on teams that posted a 32-1-1 record during his career and won three consecutive Mid-American Conference titles from 1973-75. He earned a degree in comprehensive science.

Zook was born in Loudonville, Ohio. He and his wife, Denise, have two daughters, Jacquelyn and Casey. Jacquelyn resides in Los Angeles and is married to Jeffrey Larson, and Casey resides in Metamora, Ill, with her husband, Scott Sabin, and their sons, Lucas Roman Sabin and Jordan Alan Sabin.

SPECIAL TEAMS TOUCHDOWNS, 1959-2016

| | | | | | |
|----------|----------|---|----------|--|--|
| 12/28/14 | Det | Micah Hyde 55-yard PR | W, 30-20 | | |
| 11/16/14 | Phi | Micah Hyde 75-yard PR | W, 53-20 | | |
| 10/27/13 | at Min | Micah Hyde 93-yard PR | W, 44-31 | | |
| 10/28/12 | Jax | Dezman Moses recovery of blocked punt in EZ | W, 24-15 | | |
| 09/13/12 | ChiB | Tim Masthay 27-yard pass to Tom Crabtree (fake FG) | W, 23-10 | | |
| 09/09/12 | SF | Randall Cobb 75-yard PR | L, 22-30 | | |
| 11/14/11 | Min | Randall Cobb 80-yard PR | W, 45-7 | | |
| 09/08/11 | NO | Randall Cobb 108-yard KR | W, 42-34 | | |
| 11/07/10 | DalC | Nick Collins 26-yard return of fumbled kickoff | W, 45-7 | | |
| 11/09/08 | at Min | Will Blackmon 65-yard PR | L, 27-28 | | |
| 09/08/08 | Min | Will Blackmon 76-yard PR | W, 24-19 | | |
| 12/09/07 | Oak | Will Blackmon 57-yard PR | W, 38-7 | | |
| 12/09/07 | Oak | Will Blackmon FR in EZ | W, 38-7 | | |
| 11/18/07 | Car | Tramon Williams 94-yard PR | W, 31-17 | | |
| 09/09/07 | Phi | Tracy White FR in EZ | W, 16-13 | | |
| 12/25/05 | ChiB | Antonio Chatman 85-yard PR | L, 17-24 | | |
| 12/28/03 | Den | Marcus Wilkins FR in EZ (kickoff) | W, 31-3 | | |
| 11/04/01 | TB | Allen Rossium 55-yard PR | W, 21-20 | | |
| 09/24/01 | Was | Rondell Mealey 27-yard FR | W, 37-0 | | |
| 11/19/00 | Ind | Allen Rossium 92-yard KR | W, 26-24 | | |
| 01/02/00 | Ari | Basil Mitchell 88-yard KR | W, 49-24 | | |
| 12/05/99 | at ChiB | Keith McKenzie 45-yard return of fumbled punt | W, 35-19 | | |
| 10/25/98 | BalR | Roell Preston 71-yard PR | W, 28-10 | | |
| 10/05/98 | Min | Roell Preston 101-yard KR | L, 24-37 | | |
| 09/06/98 | Det | Roell Preston 100-yard KR | W, 38-19 | | |
| 12/20/97 | Buf | Tyrone Davis FR in EZ (punt) | W, 31-21 | | |
| 01/26/97 | NE* | Desmond Howard 99-yard KR | W, 35-21 | | |
| 01/04/97 | SF* | Desmond Howard 71-yard PR | W, 35-14 | | |
| 12/15/96 | at Det | Desmond Howard 92-yard PR | W, 31-3 | | |
| 12/01/96 | ChiB | Desmond Howard 75-yard PR | W, 28-17 | | |
| 10/06/96 | at ChiB | Don Beebe 90-yard KR | W, 37-6 | | |
| 09/15/96 | SD | Desmond Howard 65-yard PR | W, 42-10 | | |
| 12/31/95 | Atl* | Antonio Freeman 76-yard PR | W, 37-20 | | |
| 12/04/94 | at Det | Robert Brooks 96-yard KR | L, 31-34 | | |
| 10/09/94 | LARm | Robert Brooks 85-yard PR | W, 24-17 | | |
| 10/03/93 | at DalC | Robert Brooks 95-yard KR | L, 14-36 | | |
| 09/20/92 | Cin | Terrell Buckley 58-yard PR | W, 24-23 | | |
| 10/06/91 | DalC+ | Charles Wilson 82-yard KR | L, 17-20 | | |
| 12/22/90 | Det | Darrell Thompson 76-yard KR | L, 17-24 | | |
| 12/02/90 | at Min | Tiger Greene 36-yard return of blocked punt | L, 7-23 | | |
| 12/18/88 | at PhoC | Ron Pitts 63-yard PR | W, 26-17 | | |
| 10/16/88 | at Min | Tim Harris 10-yard return of blocked punt | W, 34-14 | | |
| 11/27/86 | at Det | John Simmons recovery of blocked punt in EZ | W, 44-40 | | |
| 11/27/86 | at Det | Walter Stanley 83-yard PR | W, 44-40 | | |
| 12/09/84 | at ChiB | Del Rodgers 97-yard KR | W, 20-14 | | |
| 10/02/83 | TB | Phillip Epps 90-yard PR | W, 55-14 | | |
| 11/21/82 | Min+ | Maurice Harvey 25-yard return of fumbled kickoff | W, 26-7 | | |
| 09/07/80 | ChiB | Mark Lee 94-yard PR | W, 26-24 | | |
| | | Chester Marcol 24-yard return of own blocked field goal | W, 12-6 | | |
| 11/04/79 | NYJ | Aundra Thompson 100-yard KR | L, 22-27 | | |
| 10/15/78 | Sea+ | Steve Odom 95-yard KR | W, 45-28 | | |
| 09/24/78 | at SD | Walt Landers 15-yard return of blocked punt | W, 24-3 | | |
| 11/06/77 | at KC | Terdell Middleton 96-yard KR | L, 10-20 | | |
| 09/18/77 | at NO | Willard Harrell 75-yard PR | W, 24-20 | | |
| 10/12/75 | at NO | Steve Odom 93-yard KR | L, 19-20 | | |
| 11/24/74 | SD | Eric Torkelson FR in EZ (kickoff) | W, 34-0 | | |
| 11/10/74 | ChiB+ | Steve Odom 95-yard PR | W, 20-3 | | |
| 10/13/74 | LARm+ | Jon Stagers 68-yard PR | W, 17-6 | | |
| 12/17/72 | at NO | Willie Buchanan 42-yard lateral from Clarence Williams (blocked FG attempt) | W, 30-20 | | |
| 11/19/72 | at HouO | Jon Stagers 85-yard PR | W, 23-10 | | |
| 10/16/72 | at Det | Ken Ellis 80-yard PR | W, 24-23 | | |
| 11/28/71 | NO+ | Dave Hampton 90-yard KR | L, 21-29 | | |
| 11/22/71 | at Atl | Doug Hart 57-yard return of blocked field goal | L, 21-28 | | |
| 09/19/71 | NYG | Ken Ellis 100-yard return of missed field goal | L, 40-42 | | |
| 12/06/70 | at Pit | Larry Krause 100-yard KR | W, 20-12 | | |
| 10/04/70 | Min+ | Dave Hampton 101-yard KR | W, 13-10 | | |
| 11/02/69 | at Pit | Travis Williams 83-yard PR | W, 38-34 | | |
| | | Dave Williams 96-yard KR | W, 14-7 | | |
| 09/28/69 | SF+ | Dave Hampton 87-yard KR | L, 14-16 | | |
| 10/13/68 | LARm+ | Tom Brown 52-yard PR | L, 14-16 | | |
| 12/09/67 | at LARm | Travis Williams 104-yard KR | L, 24-27 | | |
| 11/12/67 | CleB+ | Travis Williams 87-yard KR | W, 55-7 | | |
| 11/12/67 | CleB+ | Travis Williams 85-yard KR | W, 55-7 | | |
| 10/30/67 | at StLC | Travis Williams 93-yard KR | W, 31-23 | | |
| 01/01/67 | at DalC* | Jim Grabowski 18-yard return of fumbled kickoff | W, 24-27 | | |
| 10/23/66 | Atl+ | Donny Anderson 77-yard PR | W, 56-3 | | |
| 10/18/64 | at BalC | Elijah Pitts 65-yard PR | L, 21-24 | | |
| 10/13/63 | at Min | Hank Gremminger 80-yard return of blocked FG | W, 37-28 | | |
| 10/06/63 | LARm | Herb Adderley 98-yard KR | W, 42-10 | | |
| 11/18/62 | BalC | Herb Adderley 103-yard PR | W, 17-13 | | |
| 10/08/61 | BalC | Willie Wood 72-yard KR | W, 45-7 | | |
| 09/24/61 | SF | Willie Wood 39-yard PR | W, 30-10 | | |
| 12/17/60 | at LARm | Paul Winslow recovery of blocked punt in EZ | W, 35-21 | | |
| 12/04/60 | at ChiB | Willie Davis recovery of blocked punt in EZ | W, 41-13 | | |
| 11/08/59 | at ChiB | Bill Butler 61-yard PR | L, 17-28 | | |

+ — Milwaukee * — denotes playoff game



BRIAN ANGELICHIO

TIGHT ENDS

Sixth NFL Season · Second Packers Season



Entering his 23rd year in the coaching profession and his sixth in the NFL, Brian Angelichio begins his second year

with the Packers in 2017 as the team's tight ends coach. He was named to his position by Head Coach Mike McCarthy on Feb. 17, 2016, after spending the previous two seasons coaching tight ends with the Cleveland Browns (2014-15).

In his first season with the Packers, Angelichio (an-juh-LEEK-o) guided a group that helped the team finish No. 4 in the NFL in points per game (27.0). After missing six games due to an ankle injury, free agent Jared Cook returned in Week 11 and recorded 24 receptions for 324 yards (13.5 avg.) and a TD in the final six regular-season games, with 17 of those catches going for first downs. His receiving-yardage total in Weeks 11-17 ranked No. 8 among NFL tight ends and his four catches of 25-plus yards were tied for No. 3 over that span. In the playoffs, Cook was tied for the team lead with 18 receptions for 229 yards (12.7 avg.) and two TDs. His reception and receiving-yardage totals were the best by a Green Bay TE in a single postseason, topping the previous highs posted by TE Keith Jackson in 1995 (12 catches for 223 yards).

In 2015, Angelichio helped develop veteran Gary Barnidge, who had registered 44 catches for 603 yards (13.7 avg.) and three touchdowns in his first seven seasons in the league. Under Angelichio's direction in 2015, Barnidge posted career highs in every category, hauling in 79 catches for 1,043 yards (13.2 avg.) and nine TDs. Barnidge tied Ozzie Newsome (1979) for the most TD catches by a TE in Browns history, and his yardage total ranked No. 2 by a TE in team annals behind only Kellen Winslow (1,106 in 2007). Among NFL tight ends, Barnidge ranked third in the league in 2015 in receptions and yards per catch, and fourth in yards and TD catches on his way to becoming just the fifth TE in franchise history to be selected to the Pro Bowl.

Under Angelichio's guidance in 2014, Cleveland's tight-end group combined for 54 receptions for 822 yards (15.2 avg.) and three TDs, and helped open up the run game as the Browns finished fourth in the NFL in rushing TDs with 17. Jordan Cameron led all NFL tight ends with an average of 17.7 yards per reception (min. 20 rec.) and recorded the longest play by an NFL tight end since 2009, posting an 81-yard TD catch at Carolina on Dec. 21.

Angelichio began his NFL career with the Tampa Bay Buccaneers, where he spent two seasons (2012-13) coaching tight ends. In 2013, he tutored Tim Wright, who set franchise rookie records for the most receptions (54), receiving yards (571) and receiving TDs (five) by a tight end. His yardage total was tied for the most by an undrafted rookie tight end in NFL history.

Prior to Tampa Bay, Angelichio coached the tight ends at Rutgers (2011), where he tutored D.C. Jefferson, who was selected by Arizona in the seventh round of the 2013 NFL Draft and appeared in four games for the Cardinals that season.

Angelichio spent five seasons at the University of Pittsburgh, serving as offensive assistant/tight ends coach for one season (2006) and tight ends coach for four seasons

AT A GLANCE ...

- Last name is pronounced an-juh-LEEK-o.
- Joined the Packers on Feb. 17, 2016.
- Enters his sixth year as an NFL coach after coaching on the collegiate level for 17 seasons (1995-2011).
- Tutored Browns TE Gary Barnidge in 2015, who posted career highs in every category and ranked third among NFL tight ends in receptions and yards per catch, and fourth in yards and TD catches as he became just the fifth TE in franchise history to be selected to the Pro Bowl.
- While in Tampa Bay, worked with TE Tim Wright, who set franchise rookie records for the most receptions (54), receiving yards (571) and receiving TDs by a tight end. His yardage total was tied for the most by an undrafted rookie tight end in NFL history.
- Was a three-year starter at outside linebacker for St. Lawrence University in Canton, N.Y.

COACHING BACKGROUND

| Years | College/Pro Team | Position Coached |
|---------|----------------------|--------------------------------------|
| 1995 | SUNY-Brockport | Secondary |
| 1996-97 | Ithaca College | Linebackers |
| 1998 | Ithaca College | Wide Receivers |
| 1999 | Ithaca College | Offensive Line |
| 2000-05 | Ithaca College | Offensive Coordinator/Offensive Line |
| 2006 | Univ. of Pittsburgh | Offensive Assistant/Tight Ends |
| 2007-10 | Univ. of Pittsburgh | Tight Ends |
| 2011 | Rutgers University | Tight Ends |
| 2012-13 | Tampa Bay Buccaneers | Tight Ends |
| 2014-15 | Cleveland Browns | Tight Ends |
| 2016-17 | Green Bay Packers | Tight Ends |

(2007-10). He coached future NFL draft choices Dorin Dickerson (Texans, seventh round, 2010), a first-team All-American and John Mackey Award finalist, and Nate Byham (49ers, sixth round, 2010), as well as Darrell Strong, who went on to play for the Oakland Raiders. Angelichio also served as the offensive coordinator during the Panthers' 27-10 victory in the 2011 BBVA Compass Bowl against Kentucky.

Angelichio started his coaching career in 1995 as the secondary coach at SUNY-Brockport and then spent 10 seasons at Ithaca College, where he coached linebackers (1996-97), receivers (1998) and the offensive line (1999) before serving as offensive coordinator/offensive line coach (2000-05). While with the Bombers, Angelichio tutored seven All-Americans, helping the team advance to the postseason in seven of his 10 years. While in charge of the offense, he led a unit that set or tied 30 team or individual records over his final five seasons.

Angelichio was a three-year starter at outside linebacker (1992-95) at St. Lawrence University in Canton, N.Y., where he earned a bachelor's degree in physical education. He was also team captain and a four-year starter on the baseball team. He received a master's degree from Ithaca College.

Born December 27, 1972, in Iliion, N.Y., Angelichio attended Iliion High School, where he lettered all four years in baseball and three years each in basketball and football. As a quarterback and safety, he was part of a team that went undefeated and ranked third in the state as a senior.

Angelichio is single and lives in Green Bay.



JEFF BLASKO

ASSISTANT OFFENSIVE LINE

First Season as NFL Coach · Second Packers Season



the position on Feb. 27, 2017, after spending 2016 as the team's coaching administrator.

He was initially hired on Feb. 17, 2016, as the coaching administrator. Blasko's responsibilities will now focus on assisting James Campen with the offensive line, a position group he worked with in 2016 as part of his responsibilities as coaching administrator.

Blasko spent the 2015 season as the tight ends coach at the University of Pennsylvania, helping the Quakers rattle off six straight wins to end the season en route to being co-Ivy League champions with Harvard and Dartmouth. He tutored tight ends Ryan Kelly and Ryan O'Malley as they combined for 444 yards and seven TDs on 37 receptions (12.0 avg.), with O'Malley earning second-team All-Ivy League honors.

Prior to his time at Penn, Blasko spent three seasons (2012-14) as the tight ends coach under Charlie Weis at the University of Kansas. He coached tight end Jimmy Mundine to honorable mention All-Big 12 in his first two seasons on the job. As a senior in 2014, Mundine was named a semifinalist for the John Mackey Award, which recognizes the nation's top tight end. Of Mundine's 45 catches as a senior, 33 picked up a first down.

In 2011, Blasko served as the offensive quality control coach for the University of Florida, where he worked with Weis, who served as the Gators' offensive coordinator. His responsibilities included helping with player development and assisting Weis with practice and game preparation on a daily basis. After Weis departed from Florida to become the head coach at Kansas, Blasko was promoted to quarterbacks coach by Will Muschamp for the team's Gator Bowl win over Ohio State.

Jeff Blasko enters his second season with the Packers and his first as assistant offensive line coach, having been promoted to

AT A GLANCE ...

- Entering his first season as the assistant offensive line coach for the Packers after serving as the team's coaching administrator during the 2016 season.
- Coached tight end Jimmy Mundine at Kansas to be a semifinalist for the John Mackey Award as a senior in 2014, which recognizes the nation's top tight end.
- Earned a master's degree in sports administration in 2009 during his time as a graduate assistant at Akron.

COACHING BACKGROUND

| Years | College/Pro Team | Position Coached |
|---------|-----------------------|---------------------------|
| 2008-10 | Univ. of Akron | Graduate Assistant |
| 2011 | Univ. of Florida | Offensive Quality Control |
| 2012-14 | Univ. of Kansas | Tight Ends |
| 2015 | Univ. of Pennsylvania | Tight Ends |
| 2016 | Green Bay Packers | Coaching Administrator |
| 2017 | Green Bay Packers | Assistant Offensive Line |

Blasko's first opportunity to coach at the college level came in a three-year stint (2008-10) as a graduate assistant at the University of Akron. He worked with the offensive coaching staff and assisted with recruiting all three years with the Zips. Blasko worked under J.D. Brookhart for the first two seasons and finished with one year under Rob Ianello.

Blasko coached at the high-school level for six seasons, serving as an offensive assistant at Steel Valley High in Munhall, Pa., from 2002-05 and as an offensive assistant at Bethel Park (Pa.) High from 2006-07.

A native of Pittsburgh, Pa., Blasko graduated from Robert Morris University with a bachelor's degree in information sciences in 2005. He earned a master's degree in sports administration while at Akron in 2009. Blasko and his wife, Katie, reside in De Pere, Wis.

OVERTIME PROCEDURES

MODIFIED SUDDEN-DEATH OVERTIME

For the 2010 postseason, the NFL installed a modified sudden-death system to determine the winner when the score is tied at the end of regulation. In 2012, the system was expanded to cover all NFL games, including regular-season and preseason games.

Modified sudden death guarantees each team a possession or the opportunity to possess, unless the team that receives the opening kickoff scores a touchdown on its initial possession.

Possession: Actual possession of the ball with complete control. The defense gains possession when it catches, intercepts or recovers a loose ball.

Opportunity to possess: The opportunity to possess occurs only during kicking plays. A kickoff is an opportunity to possess for the receiving team. If the kicking team legally recovers the kick, the receiving team is considered to have had its opportunity. A punt or a field goal that crosses the line of scrimmage and is muffed by the receiving team is considered to be an opportunity to possess for the receivers. Normal touching rules by the kicking team apply.

REGULAR SEASON

- At the end of regulation time, the Referee will immediately toss a coin at the center of the field in accordance with rules pertaining to the usual pregame toss. The captain of the visiting team will call the toss prior to the coin being flipped.
- Following a three-minute intermission after the end of the regulation game, there shall be a maximum of one 10-minute period. Each team must possess or have the opportunity to possess the ball unless the team that has the ball first scores a

touchdown on its initial possession. Play continues in sudden death until a winner is determined, and the game automatically ends upon any score (by safety, field goal or touchdown) or when a score is awarded by the Referee for a palpably unfair act. Each team shall be entitled to two timeouts, and if there is an excess timeout, the usual rules shall apply. A try is not attempted if a touchdown is scored. Disqualified players are not allowed to return.

- If the score is tied at the end of the 10-minute overtime period, the game shall result in a tie.
- **Instant Replay:** No challenges. Reviews to be initiated by the replay assistant.

POSTSEASON

- At the end of regulation time, the Referee will immediately toss a coin at the center of the field in accordance with rules pertaining to the usual pregame toss. The captain of the visiting team will call the toss prior to the coin being flipped.
- Following a three-minute intermission after the end of the regulation game, play will be continued in 15-minute periods until a winner is declared. Each team must possess or have the opportunity to possess the ball unless the team that has the ball first scores a touchdown on its initial possession. Play continues in sudden death until a winner is determined, and the game automatically ends upon any score (by safety, field goal or touchdown) or when a score is awarded by the Referee for a palpably unfair act. Each team has three timeouts per half and all general timing provisions apply as during a regular game. A try is not attempted if a touchdown is scored. Disqualified players are not allowed to return.
- **Instant Replay:** No challenges. Reviews to be initiated by the replay assistant.



JAMES CAMPEN

OFFENSIVE LINE

14th Season as NFL Coach • 14th Packers Season



COACHING STAFF

COMMUNITY

COACHES

VETERANS

DRAFT & FREE AGENTS

2016 REVIEW

RECORDS & HISTORY

LAMBEAU FIELD

MISC.

James Campen begins his 14th campaign as a Packers coach and his 19th overall with the organization.

Promoted to offensive line coach on Jan. 15, 2007, by Head Coach Mike McCarthy, Campen moved up from his position as assistant offensive line coach in McCarthy's first season at the helm. Prior to that, Campen filled the role of assistant offensive line/quality control coach for two seasons (2004-05).

In nine of Campen's 10 seasons in his current position, the Packers have ranked in the top 10 in the league in scoring. Green Bay has finished in the top 10 in total offense in eight of those 10 seasons, highlighted by three of the top four single-season yardage marks in franchise history. Campen's players have combined for six Pro Bowl selections over the past five seasons (2012-16). He had at least one of his linemen selected to the Pro Bowl following the 2010-12 seasons, the first time since 1967-69 that the Packers had a different lineman honored in three straight seasons.

In 2016, Campen guided G T.J. Lang to his first Pro Bowl selection, the second straight year that a Green Bay guard was selected to the Pro Bowl. T David Bakhtiari also was selected to his first career Pro Bowl and earned second-team All-Pro honors from *The Associated Press*, the first Packers tackle to receive All-Pro recognition from AP since Forrest Gregg (first-team selection) in 1967. Campen's line helped QB Aaron Rodgers rank No. 1 in the league in TD passes (40), the first Packers quarterback to do so since Brett Favre in 2003, while also setting a franchise single-season record for completions (401). The offensive line helped the Packers rank in the top 10 in the NFL in numerous categories, including points per game (No. 4, 27.0), yards per game (No. 8, 368.8), passing yards per game (No. 7, 262.4), yards per carry (No. 7, 4.55), third-down conversions (No. 2, 46.7), first downs (No. 7, 349), time of possession (No. 5, 31:14) and giveaways (t-No. 8, 17).

In 2015, G Josh Sitton was named to the Pro Bowl for the third time in four seasons, becoming the first Green Bay guard to do so since Marco Rivera went to three straight Pro Bowls (2002-04). Campen's group helped block for RBs Eddie Lacy (758 rushing yards) and James Starks (601), the first Green Bay duo to both rush for 600-plus yards in the same season since 1985. The line helped Rodgers reach 30 passing touchdowns (31 overall) during the regular season for the fifth time in his career and be selected to his fifth career Pro Bowl. The group helped four receivers finish with 50-plus receptions for only the third time (1983, 2002) since 1940.

In 2014, Campen's line helped the Packers lead the league in scoring (30.4 ppg) and set franchise records for first downs (356) and giveaways (13). Green Bay ranked No. 6 in the league in total offense (386.1 ypg) and was tied for No. 9 in sacks allowed (30). The Packers allowed just nine sacks in the second half of the season, the second fewest in the league by a team over its final eight games behind only Denver (eight).

The line's protection helped Rodgers finish in the top three in the NFL in passer rating, TD passes, TD/INT ratio and yards per attempt, the only QB in the league to do so, on his way to earning his second career Most Valuable Player award from *The Associated Press*. Lacy posted his second straight 1,000-yard rushing campaign, finishing No. 7 in the league with 1,139 yards on the season.

AT A GLANCE ...

- Joined the Packers on Feb. 27, 2004, as assistant offensive line/quality control; promoted by Mike McCarthy to assistant offensive line coach on Jan. 17, 2006, and to offensive line coach on Jan. 15, 2007.
- In nine of his 10 seasons as offensive line coach, the Packers have finished in the top 10 in the NFL in scoring.
- Has been part of an offensive staff that has guided Green Bay to top-10 finishes in the league in total offense in nine of the last 11 seasons, including three of the top four single-season marks in team history.
- Has had a guard selected to the Pro Bowl both of the last two seasons. Had at least one of his linemen selected to the Pro Bowl following the 2010-12 seasons, the first time since 1967-69 that the Packers had a different lineman honored in three straight seasons, and his players have combined for six Pro Bowl selections over the past five seasons.
- Played in 61 games with the Packers (1989-93), including 42 starts. Was the center for QB Brett Favre's first start (Sept. 27, 1992).
- Selected as a team captain at every level of football.

COACHING BACKGROUND

| Years | College/Pro Team | Position Coached |
|---------|-------------------|--|
| 2004-05 | Green Bay Packers | Assistant Offensive Line/Quality Control |
| 2006 | Green Bay Packers | Assistant Offensive Line |
| 2007-17 | Green Bay Packers | Offensive Line |

After starting center JC Tretter sustained a knee injury in the third preseason game vs. Oakland that would sideline him for the first eight games of the regular season, Campen tutored Corey Linsley as he went on to become the first rookie center to start every game for the Packers since the league went to a 16-game schedule in 1978. Linsley was named to the PFWA's All-Rookie team and was part of a line that featured the same starting five in 15 of 16 games. Also under Campen's guidance, Sitton was named to his second career Pro Bowl and earned second-team All-Pro recognition from AP.

In 2013, Campen's line helped the Packers finish in the top 10 in both rushing (No. 7) and passing (No. 6) for the first time since 2004. Green Bay's rushing average of 133.5 yards per game was the team's best mark since 2003 and was the sixth-best posted by the team since the 1970 AFL-NFL merger. The Packers tied for the league lead with six 180-yard rushing games and ranked No. 4 in the NFL with an average of 4.65 yards per carry. Green Bay averaged 266.8 passing yards per game despite starting four different quarterbacks on the season, as Rodgers missed seven contests due to a collarbone injury.

Under Campen's direction in 2013, Bakhtiari became the first Green Bay rookie to start every game at LT since 1978, after veteran Bryan Bulaga was lost to a season-ending knee injury in training camp. Bakhtiari was part of a line that helped Lacy rush for a franchise rookie-record 1,178 yards on the season, one that culminated with Lacy being named the NFL Offensive Rookie of the Year by AP, as well as being selected to the Pro Bowl. Lacy was one of three Green Bay running backs (Johnathan Franklin, Starks) to post at least one 100-yard rushing game in 2013, which tied a single-season franchise record.

In 2012, Sitton and C Jeff Saturday were both selected to the Pro Bowl, the first time since 2003 that the team had two offensive linemen honored. Sitton became the

first Green Bay guard to be chosen since Rivera in 2004. Campen's line helped the Packers rank No. 5 in the NFL in scoring (27.1), tie for No. 2 in fewest giveaways (16) and protect Rodgers as he led the league in passer rating (108.0) and TD/INT ratio (4.88) and ranked No. 2 in TD passes (39). With injuries at running back, the Packers had seven different players rush for at least 125 yards on the season, which was tied for the most (1944) in franchise history.

In 2011, the line helped the offense set franchise records for points (560), total net yards (6,482) and total net passing yards (4,924). Rodgers was named league MVP after setting an NFL single-season record for passer rating (122.5) and team marks for TD passes (45), passing yards (4,643) and completion percentage (68.3). Veteran C Scott Wells earned Pro Bowl recognition for the first time in his career as he became the first Green Bay center to be honored since Mike Flanagan in 2003, while Sitton was named a Pro Bowl alternate for the second straight season.

In 2010, Bulaga was selected to the All-Rookie team by *Pro Football Weekly*/PFWA after he started the final 12 regular-season games and all four postseason contests at RT in place of veteran Mark Tauscher, who sustained a season-ending shoulder injury in Week 4. Veteran T Chad Clifton earned Pro Bowl recognition for the second time in his career, while Sitton was named the 2010 Offensive Line-man of the Year by the NFL Alumni Association.

In 2009, Sitton started every game at RG in just his second season in the league, while rookie T.J. Lang played three different positions and started games at both tackle spots when needed. Even though injuries contributed to the Packers utilizing six different starting combinations along the line, RB Ryan Grant posted career highs in rushing yards (1,253) and touchdowns (11), and Rodgers was sacked just 10 times over the final seven games.

In the first two years at his current post, Campen helped with the development of three linemen – Daryn Colledge, Jason Spitz and Tony Moll – who started a combined 103 games from 2006-08. In 2007, the unit allowed only 19 sacks all season, which was tied for No. 3 in the NFL, and Clifton earned his first Pro Bowl appearance.

Campen (KAMP-en) made the transition from assistant offensive line coach smoothly, having worked extensively with Colledge, Spitz and Moll when all three draft choices were rookies in 2006. Alongside Joe Philbin, Campen helped teach the zone-blocking scheme to the youngsters and the veterans.

In 2005, Campen made his mark tutoring young linemen as Wells, then in just his second year, filled in at center for an injured Flanagan on several occasions and for eight games at guard after coaches altered the lineup. He also helped Clifton be named an alternate for the Pro Bowl, while seventh-round draft pick William Whitticker started 14 games at guard and became the team's lowest-drafted rookie to start the season opener since 1972.

In 2004, Campen assisted with a line that set a team record for fewest sacks allowed (14) and blocked for a 1,000-yard rusher for a franchise-record sixth consecutive season. Rivera became the first Green Bay offensive lineman in 33 years to make three straight Pro Bowl appearances.

Formerly a player with the Packers, Campen was a Plan B free agency addition from the New Orleans Saints in 1989. He played in 15 games for Green Bay that season, then took over as the starter at center in 1990, starting all 16 games and grading out as the most consistent member of the offensive line. Campen went on to play in 13 games in both 1991 and '92.

Green Bay's starting center on Sept. 27, 1992, vs. Pittsburgh, Campen literally launched Favre's 285-game starting streak, an NFL record among QBs. Campen's playing career came to an end in 1993 when he suffered a torn hamstring in Week 4 at Dallas and later underwent season-ending surgery. He played in 61 games overall with the Packers, making 42 starts from 1990-92.

Campen broke into the NFL by talking his way into a free-agent contract with the Saints in 1986 after going undrafted. Waived during training camp, he made the New Orleans roster in 1987 on his second try and started three games for the Saints.

A two-year starter at Tulane (1984-85), Campen received the school's Dr. Eamon Kelley Award as a senior, honoring the top student-athlete in the class who bettered the campus and community. He was the first football player to serve as a resident advisor in the dormitory. Campen earlier had begun his collegiate career at Sacramento (Calif.) City Junior College (1982-83).

Campen began his coaching career as defensive coordinator at his prep alma mater, Ponderosa High School in Shingle Springs, Calif. After four seasons, he was named head coach and went 29-20-1 over the next five years competing in the Sierra Valley Conference, one of the most competitive high school leagues in the state. As a Ponderosa student-athlete, he earned two letters in football and three in wrestling.

Possessor of a B.A. in social science with an emphasis in criminal justice, Campen served as a reserve deputy sheriff in New Orleans and volunteered with the Green Bay Police Department in a similar capacity while playing for the Packers.

Campen was born June 11, 1964, in Sacramento, Calif. He and his family make their home in Suamico, Wis.

BEST RECORDS VS. DIVISION AND OVERALL, 2002-PRESENT

Since realignment in 2002, the Packers rank as one of the best teams in the NFL against the division and overall. Green Bay's winning percentage of .706 vs. the NFC North ranks No. 3 in the league against its division, while its .627 winning percentage overall ranks No. 4 in the NFL.

A look at the top five teams against the division and overall since realignment in 2002:

| Team | —Division— | | | Pct. | Team | —Overall— | | | Pct. |
|-----------------------------|------------|-----------|----------|-------------|-----------------------------|------------|-----------|----------|-------------|
| | W | L | T | | | W | L | T | |
| 1. New England Patriots | 70 | 20 | 0 | .778 | 1. New England Patriots | 185 | 55 | 0 | .771 |
| 2. Indianapolis Colts | 67 | 23 | 0 | .744 | 2. Indianapolis Colts | 160 | 80 | 0 | .667 |
| 3. Green Bay Packers | 63 | 26 | 1 | .706 | 3. Pittsburgh Steelers | 153 | 86 | 1 | .640 |
| 4. Pittsburgh Steelers | 62 | 28 | 0 | .689 | 4. Green Bay Packers | 150 | 89 | 1 | .627 |
| 5. Seattle Seahawks | 55 | 34 | 1 | .617 | 5. Denver Broncos | 145 | 95 | 0 | .604 |



LUKE GETSY

WIDE RECEIVERS

Fourth NFL Season · Fourth Packers Season



Luke Getsy begins his fourth season with the Packers in 2017 and his second as wide receivers coach, having been promoted to

the position on Feb. 17, 2016, following a two-year stint as the team's offensive quality control coach. Getsy was initially hired by Head Coach Mike McCarthy Feb. 7, 2014.

In his first year as receivers coach in 2016, the Packers were one of two teams in the NFL (New Orleans) to have three wide receivers (Jordy Nelson, Davante Adams and Randall Cobb) with 60-plus receptions and 600-plus receiving yards. After missing the 2015 season due to a knee injury, Nelson was named *The Associated Press* NFL Comeback Player of the Year after starting all 16 games and leading the team in all three receiving categories with 97 receptions for 1,257 yards (13.0 avg.) and 14 touchdowns. Adams posted career highs with 75 catches for 997 yards (13.3 avg.) and 12 TDs. Nelson led the NFL in TDs (14) and Adams tied for No. 2 (12) as they become only the second teammate duo in franchise history with 12-plus TD catches each in the same season (Nelson and Cobb, 2014).

In 2015, Getsy assisted with an offense that posted eight zero-turnover games, tied for No. 1 (2009) in franchise history (since 1933). Additionally, he worked with an offense that had four players with 50-plus receptions for only the third time (1983, 2002) since 1940.

In his first season with the Packers in 2014, Getsy was part of an offensive staff that helped the Packers lead the league in scoring (30.4 ppg) and set team single-season records for first downs (356) and giveaways (13). Green Bay ranked No. 6 in the NFL in total yards per game (386.1), and the team's 6,178 total yards on the season were the fourth most in franchise history.

At Western Michigan, his final stop on the collegiate level, Getsy spent the 2013 season coaching wide receivers and tutored current Titans WR Corey Davis, who earned second-team All-Mid-America Conference honors and was named Freshman of the Year in the conference after catching 67 passes for 941 yards (14.0 avg.) and six TDs. Davis also earned Freshman All-America honors from the Football Writers Association of America and *College Football News*. Getsy helped build the Broncos' 2014 recruiting class that was rated in the top 50 nationally and the best in MAC history by Rivals.com. He recruited LS Wyatt Pfeifer of Delaware, Ohio, to Western Michigan, the only MAC signee to be selected to the U.S. Army All-American Bowl.

As the offensive coordinator/quarterbacks coach at Indiana University of Pennsylvania (2011-12), Getsy helped guide the Crimson Hawks to the Pennsylvania State Athletic Conference title and a final ranking of No. 6 in Division II in 2012. The team ranked No. 10 nationally in rushing offense with an average of 259.3 yards per game, led by a pair of 1,000-yard rushers in Harvie Tuck (1,660) and De'Antwan Williams (1,325). Tuck was named the PSAC Offensive Player of the Year for the Western Division in 2012. In 2011, Tuck rushed for 1,007 yards (No. 3 in the conference) and QB Pat Smith posted a 155.0 passing efficiency rating (No. 4 in the conference) under Getsy's direction.

Getsy served as an offensive graduate assistant at the University of Pittsburgh in 2010. He was part of a staff that helped guide the Panthers to a share of the Big East title and an appearance in the BBVA Compass Bowl, where they beat Kentucky, 27-10. Pittsburgh's offense featured three players who were selected in the 2011 NFL Draft in WR Jon Baldwin (Kansas City), RB Dion Lewis (Philadelphia) and T Jason Pinkston (Cleveland).

In 2009, Getsy was the offensive coordinator at West Virginia Wesleyan College. He began his coaching career at his alma mater, the University of Akron, serving as a graduate assistant from 2007-08.

As a player at Akron, Getsy set 24 individual school records in

AT A GLANCE ...

- Joined the Packers on Feb. 7, 2014, as offensive quality control coach; promoted to wide receivers coach on Feb. 17, 2016.
- Helped Jordy Nelson earn *The Associated Press* NFL Comeback Player of the Year after starting all 16 games and leading the team in all three receiving categories with 97 receptions for 1,257 yards (13.0 avg.) and 14 touchdowns.
- Assisted with an offense that posted eight zero-turnover games in 2015, tied for No. 1 (2009) in franchise history (since 1933).
- Was part of an offensive staff that helped the Packers lead the league in scoring (30.4 ppg) and set single-season franchise records for first downs (356) and giveaways (13) in 2014.
- Is entering his fourth season as an NFL coach after coaching on the collegiate level for the previous seven seasons (2007-13).
- As wide receivers coach at Western Michigan in 2013, he tutored Corey Davis, who earned second-team All-Mid-America Conference honors and was named Freshman of the Year in the conference.
- Played quarterback at Akron for two seasons (2005-06) after transferring from Pittsburgh and set 24 individual school records for the Zips. As a junior in 2005, he led the Zips to a MAC title and their first-ever Division I FBS bowl game.
- Signed with the San Francisco 49ers as an undrafted free agent in 2007 and was with the club through the preseason that year.

COACHING BACKGROUND

| Years | College/Pro Team | Position Coached |
|---------|--------------------------------|--|
| 2007-08 | Univ. of Akron | Graduate Assistant |
| 2009 | West Virginia Wesleyan College | Offensive Coordinator |
| 2010 | Univ. of Pittsburgh | Offensive Graduate Assistant |
| 2011-12 | Indiana Univ. of Pa. | Offensive Coordinator/ Quarterbacks |
| 2013 | Western Michigan | Wide Receivers |
| 2014-15 | Green Bay Packers | Offensive Quality Control |
| 2016-17 | Green Bay Packers | Wide Receivers |

his two seasons with the Zips after transferring from Pittsburgh. As a junior in 2005, he led the MAC with 3,455 passing yards, the second-best single-season mark in school history behind only Charlie Frye's 3,549-yard total in 2003. Getsy led the Zips to the conference title that season and was named MVP of the MAC Championship Game after throwing for 413 yards in the team's 31-30 victory vs. Northern Illinois. He went on to throw for 455 yards, a Motor City Bowl record, along with four TDs, against Memphis in the Zips' first-ever Division I FBS bowl game.

As a senior, Getsy led the MAC with 2,665 passing yards on 199-of-380 passing and added 18 TDs. In just two seasons with the Zips, Getsy threw for 6,117 yards, the third most in school history, and 41 TDs with 23 INTs on 477-of-905 passing. He graduated with a degree in marketing management and sales management, earning MAC All-Academic honors in 2005 and 2006.

Following his collegiate career, Getsy played in the North-South All-Star Classic in Houston. He was signed by the San Francisco 49ers as an undrafted free agent in May 2007 and was with the club through the preseason.

Getsy earned first-team AP all-state honors as a senior at Steel Valley High School in Munhall, Pa., after completing 100 of 172 passes for 1,654 yards and 16 TDs. The first four-year starter in school history, he finished his career as the Western Pennsylvania Interscholastic Athletic League's all-time leading passer with 6,021 yards and led his school to the WPIAL playoffs four times. Getsy was selected to the *Pittsburgh Post-Gazette's* "Fabulous 22" team and the *Pittsburgh Tribune-Review's* "Terrific 25" squad.

Getsy was born Feb. 16, 1984, in Munhall, Pa. He and his wife, Tina, have two sons, John and Paul, and a daughter, Nora.



SCOTT McCURLEY

ASSISTANT LINEBACKERS

Ninth Season as NFL Coach • 12th Packers Season



the position on Feb. 7, 2014, following a five-year tenure as the team's defensive quality control coach.

He was initially hired by Head Coach Mike McCarthy in April 2006 as a coaching administrative intern, promoted to coaching administrator in January 2007, and promoted again to defensive quality control coach on Feb. 3, 2009.

McCurley works in support of associate head coach/linebackers Winston Moss to oversee the direction and preparation of all linebackers for the Packers' 3-4 defense with an emphasis on the inside linebackers. The 2016 season saw McCurley assist in the development of a trio of young linebackers in second-year pros Jake Ryan and Joe Thomas and rookie Blake Martinez. Ryan ranked second on the team with 84 tackles last season while Thomas (77) and Martinez (62) ranked fourth and fifth, respectively.

In 2015, he helped Moss utilize the versatility of Clay Matthews, who started all 16 games at MLB for the first time in his career. Despite the position switch, Matthews made his sixth Pro Bowl and finished second on the team with a career-high 85 tackles while registering 6½ sacks, also second on the team.

During his time as quality control coach, McCurley spent different seasons assisting with various positions throughout the defense, most recently with the outside linebackers in 2013. In 2009, he was part of a staff that guided the defense to a No. 2 overall ranking in the NFL, the highest ranking since the '96 team finished as the No. 1 defense. Green Bay led the NFL in rushing defense for the first time in team history, and its average of 83.3 rushing yards allowed per game set a franchise record for any season.

Additionally, his duties as quality control coach included breaking down opponent game film, analyzing their offensive tendencies and working closely to assist defensive coordinator Dom Capers in the unit's weekly game-plan preparation.

As the coaching administrator, McCurley also assisted in preparing the team's weekly game plan, preparing game film, and compiling player statistics and grades. His practice responsibilities included working with the scout team and assisting Moss with coaching linebackers.

Scott McCurley enters his 12th season with the Packers and his fourth as assistant linebackers coach, having been promoted to

AT A GLANCE ...

- Named to his current position on Feb. 7, 2014.
- This marks his 12th year of service with the Packers, having started as a coaching administrative intern in 2006.
- Was promoted to coaching administrator in January 2007 before his promotion to defensive quality control coach on Feb. 3, 2009.
- Was a four-year letterman at linebacker for the University of Pittsburgh (1999-2002).

COACHING BACKGROUND

| Years | College/Pro Team | Position Coached |
|---------|---------------------|------------------------------|
| 2003-05 | Univ. of Pittsburgh | Graduate Assistant (defense) |
| 2007-08 | Green Bay Packers | Coaching Administrator |
| 2009-13 | Green Bay Packers | Defensive Quality Control |
| 2014-17 | Green Bay Packers | Assistant Linebackers |

Before coming to Green Bay, McCurley enjoyed a lengthy playing and coaching career at the University of Pittsburgh. Initially a walk-on athlete who redshirted his first year, he earned a scholarship after his freshman season and lettered all four years at linebacker (1999-2002).

McCurley holds the distinction of having the last interception and field-goal block in Pitt Stadium, which closed after the 1999 season, both achievements recorded in a 37-27 victory against Notre Dame. That same season, he earned a spot on the Big East All-Academic football team and graduated in 2003 with a bachelor's degree in movement science with a coaching minor.

After graduation, McCurley remained with the program as a defensive graduate assistant. The 2004 team he coached won the Big East championship and a spot in the Fiesta Bowl. McCurley also assisted with coaching the scout team, which was quarterbacked for a year by Joe Flacco, who later transferred to Delaware and became a first-round pick of the Baltimore Ravens in 2008.

Born Aug. 1, 1980, in New Castle, Pa., McCurley attended Mohawk High School in Bessemer, Pa., where he earned all-conference honors his junior and senior years, playing linebacker and offensive line. He also played basketball.

McCurley and his wife, Colleen, live in De Pere, Wis., with their sons, Quentin, 9, and Deacon, 7.



NFL'S 75TH ANNIVERSARY TEAM

The National Football League included six players who played for Green Bay on its 75th Anniversary Team, announced in 1994: offensive tackle Forrest Gregg, linebacker Ray Nitschke, linebacker Ted Hendricks, end Don Hutson, placekicker Jan Stenerud and defensive end Reggie White. In 1994, the league also named three Packers players – Hutson, back Clarke Hinkle and tackle Cal Hubbard – to its all-time Two-Way Team.



TIM MCGARIGLE

DEFENSIVE QUALITY CONTROL

First Season as NFL Coach • First Packers Season



spending 2016 as the linebackers coach at the University of Illinois.

McGarigle was named to his position on Feb. 27, 2017, by Head Coach Mike McCarthy. His responsibilities include analyzing opponent game film to identify playbook development and offensive tendencies, as well as compiling team and player reports and coordinating scout teams that the starting defense faces at practice.

At Illinois, McGarigle coached linebackers Hardy Nickerson and Tre Watson, who both earned All-Big Ten honorable mention after each posted 100-plus tackles in 2016. Watson's 93 tackles in conference games were tied for the most in the Big Ten. In all, the linebacker corps for the Fighting Illini totaled 264 tackles, two sacks, two interceptions, three forced fumbles and a fumble recovery.

Prior to Illinois, McGarigle spent four seasons (2012-15) at Western Michigan. He coached linebackers all four years, but added responsibilities as the defensive run game coordinator from 2014-15. McGarigle helped improve the Broncos' rushing defense by more than 60 yards per game after just one season as the linebackers coach.

McGarigle began his coaching career as a graduate assistant at his alma mater, Northwestern, in 2011. He served as a defensive quality control assistant while studying for a master's degree in sports administration. McGarigle helped Northwestern improve in rushing, total and scoring defense en route to reaching its fourth straight bowl game.

Before diving into coaching, McGarigle played two seasons (2009-10) in the United Football League, helping the Florida Tuskers win 11 of 14 regular-season games and appear in the championship game both of those seasons. The 2009 season saw McGarigle post 34 tackles, a sack, an interception, a forced fumble and a fumble recovery en route to an undefeated regular season before falling to the Las Vegas Locomotives in the championship.

McGarigle was drafted by St. Louis in the seventh round (221st overall) of the 2006 NFL Draft. After spending the 2006 season on the Rams' practice squad, he played in 12 games in 2007, primarily on special teams. McGarigle was selected as the team's Iron Man Award winner after the season for his dedication and achievements during team workouts.

Tim McGarigle (pronounced mac-GARGLE) begins his first season as the Packers' defensive quality control coach after

AT A GLANCE ...

- Entering his first season as an assistant coach at the NFL level after coaching linebackers at Illinois (2016) and Western Michigan (2012-15). Oversaw position groups that produced a leader with 90-plus tackles in four of his five seasons as the coach.
- Part of a Western Michigan coaching staff that guided the team to its first bowl win in program history with a 45-31 victory over Middle Tennessee State in the 2015 Bahamas Bowl.
- Played for the St. Louis Rams after being selected in the seventh round (221st overall) of the 2006 NFL Draft, totaling eight special teams tackles in 2007.
- Was a four-year letterman at Northwestern, where he showcased his tackling ability by finishing his career as the FBS record-holder of career tackles with 545 (since 2000). His mark is also the most in school annals and he earned All-Big Ten honors in 2004 and 2005.

COACHING BACKGROUND

| Years | College/Pro Team | Position Coached |
|---------|-----------------------------|--------------------------------------|
| 2011 | Northwestern University | Graduate Assistant |
| 2012-13 | Western Michigan University | Linebackers |
| 2014-15 | Western Michigan University | Linebackers/ Run Game Coordinator |
| 2016 | Univ. of Illinois | Linebackers |
| 2017 | Green Bay Packers | Defensive Quality Control |

As a player at Northwestern, he had 545 career tackles, the most in school history and an FBS record (since 2000, when NCAA tackle records began). As a senior in 2005, McGarigle posted 156 tackles and was named a semifinalist for the Chuck Bednarik Award and the Dick Butkus Award. He totaled three consecutive 140-plus-tackle seasons after posting 98 in his freshman season (2002). McGarigle majored in communications studies at Northwestern.

McGarigle attended St. Patrick High School in Chicago and was named to the Shamrock Hall of Fame in 2008. He totaled 107 tackles and 3½ sacks as a senior in 2001 as the Catholic Metropolitan Conference Defensive Player of the Year. He was also named to the Catholic all-state and all-area teams by the *Chicago Tribune*, *Chicago Sun-Times* and *Champaign News*. McGarigle and his wife, Charlotte, live in De Pere with their two daughters, Claire, 3, and Catherine, 2.

PACKERS HALL OF FAME, GREEN BAY

The Packers Hall of Fame, located in the Lambeau Field Atrium, owns a unique place in the history of professional football. Now in its 41st year, it was the first permanent hall of fame devoted to one team.

It was founded by William L. Brault, a local loyalist and restaurateur with a deep appreciation for Packers history and tradition, as well as the intriguing vision for a team museum. Although established in 1967, it was formally dedicated on April 3, 1976, by then-President Gerald R. Ford. On Sept. 4, 2003, Bart Starr and Ron Wolf rededicated the Packers Hall of Fame, which moved into the Lambeau Field Atrium in 2015, complete with a new design complemented by a variety of additional, state-of-the-art exhibits.

To date, 159 individuals – players, coaches and contributors – have been enshrined, including Donald Driver and Mark Lee, who were inducted during a ceremony in July 2017.

The Hall of Fame was informally launched by Brault in 1967 as a series of exhibits displayed in the concourse of the Brown County Veterans Memorial Arena – exhibits that had to be removed each autumn to make room for the Green Bay Bobcats hockey team and its schedule. The annual induction banquets were subsequently launched in 1970, but the "Hall" did not become a permanent, year-round entity until 1976.

The **Green Bay Packers Hall of Fame, Inc.**, is a corporation separate from the football team, organized and operated for purposes permitted for tax-exempt status under 501 (c)(3) of the Internal Revenue Code of 1986. All revenue is dedicated and invested only for such purposes. Donation of memorabilia is tax-deductible.

JERRY MONTGOMERY

DEFENSIVE FRONT ASSISTANT

Third NFL Season • Third Packers Season



Jerry Montgomery begins his third season with the Packers in 2017 as defensive front assistant, his first coaching position in

the NFL after coaching at the collegiate level for 11 seasons and at the high school level for two seasons. Named to his position on Feb. 12, 2015, by Head Coach Mike McCarthy, Montgomery has been a part of eight teams as either a player or coach that have earned postseason berths.

In his second season with the team, Montgomery helped guide the Packers to their eighth consecutive playoff berth while primarily assisting defensive line coach Mike Trgovac. The defensive line was led by DT Mike Daniels, who ranked second on the defensive line in tackles (44) and first in sacks (four). He also finished third on the team with 14 QB hits and was named a Pro Bowl alternate for the second consecutive season.

Montgomery spent two seasons (2013-14) as the defensive line coach at Oklahoma, where he also played a big role in recruiting, earning Scout.com's Big 12 Recruiter of the Year after the 2014 season. After joining the Oklahoma staff on Feb. 25, 2013, he helped revamp the Sooners' defensive line with young players that included Charles Tapper, a 2013 All-Big 12 first-team selection by the conference's coaches.

In his first season, OU led the Big 12 and ranked 10th nationally in third-down conversions (60). The Sooners also led the Big 12 in total defense (350.2 ypg) and pass defense (212.5 ypg) and ranked second in turnover margin (plus-9), rush defense (137.6 ypg) and third-down percentage (33.7).

In his two years at Michigan, the Wolverines posted a 19-7 record and limited opponents to 18.6 points per game, and two of Montgomery's linemen, Mike Martin and Craig Roh, earned All-Big Ten second-team honors. In his final season in Ann Arbor, the Wolverines earned a berth in the Capital One Bowl and ranked 13th among FBS schools in total defense (320.0 ypg). In 2011, Michigan allowed 131.7 rushing yards per game, third best in the Big Ten, and finished 11-2 with a victory in the Sugar Bowl.

Montgomery helped produce three All-Mountain West Conference players in two years at Wyoming. In his first season, he guided John Fletcher to an All-MWC first-team selection and Mitch Unrein to All-MWC honorable mention and selection as the 2009 New Mexico Bowl Defensive MVP. In Montgomery's second season, Josh Biezuns was named to second-team All-MWC.

Montgomery's tenure at Northern Iowa began as a graduate assistant in 2006 and finished with two years (2007-08) as the defensive line coach. UNI advanced to the FCS playoffs in each of his three seasons, won the 2008 Missouri Valley Football Conference championship and finished with 12 wins in both 2007 and 2008. UNI's defense was ranked in the top 10 in total defense among FCS teams in each of his final two seasons.

In two years as defensive line coach at UNI, he had three all-conference selections each season: James Ruffin (first-team All-Gateway and first-team All-MVFC), Mark Huygens (second-team All-Gateway), Jordan Lacy (honorable mention All-Gateway), Everette Pedsclaux (first-team All-MVFC) and Jeremy Robertson (second-team All-MVFC).

AT A GLANCE ...

- Joined the Packers on Feb. 12, 2015.
- Enters his third season as an NFL coach after coaching at the collegiate (11) and high-school (two) level for 13 years.
- Spent eight seasons as the defensive line coach at Northern Iowa (2007-08), Wyoming (2009-10), Michigan (2011-12) and Oklahoma (2013-14).
- Following the 2014 season, was promoted to co-defensive coordinator at Oklahoma and was named Scout.com's Big 12 Recruiter of the Year.
- Played defensive tackle for Iowa, starting three of his four years for the Hawkeyes. As a senior in 2001, he helped Iowa tie for a fourth-place finish in the Big Ten, its highest since 1996, and beat Texas Tech in the Alamo Bowl. Played in the Hula Bowl All-Star Game following his senior season.
- Went to training camp with the New Orleans Saints in 2002 and played in the Arena Football League with the Chicago Rush, Colorado Crush and Las Vegas Gladiators from 2003-05.

COACHING BACKGROUND

| Years | College/Pro Team | Position Coached |
|---------|------------------------------|---------------------------|
| 2002 | Univ. of Iowa | Student Assistant |
| 2005 | North Iowa Community College | Def. Coordinator |
| 2006 | Univ. of Northern Iowa | Graduate Assistant |
| 2007-08 | Univ. of Northern Iowa | Defensive Line |
| 2009-10 | Univ. of Wyoming | Defensive Line |
| 2011-12 | Univ. of Michigan | Defensive Line |
| 2013-14 | Univ. of Oklahoma | Defensive Line |
| 2015-17 | Green Bay Packers | Defensive Front Assistant |

Montgomery began his coaching career as a student assistant at Iowa. He was part of a Hawkeye staff that helped Iowa post an 11-2 record and play in the 2003 Orange Bowl. Montgomery continued coaching as an assistant at Iowa City West High School (2003-04) and as the defensive coordinator at North Iowa Community College (2005) while also playing for the Chicago Rush, Colorado Crush and Las Vegas Gladiators of the Arena Football League (2003-05).

Montgomery played defensive tackle for Iowa, starting three of his four years for the Hawkeyes. As a senior in 2001, he helped Iowa tie for a fourth-place finish in the Big Ten, its highest since 1996, and beat Texas Tech in the Alamo Bowl. He played in the Hula Bowl All-Star Game following his senior season and spent the 2002 training camp with the New Orleans Saints.

Born Sept. 19, 1979, in Los Angeles, Calif., and raised in Mossville, La., prior to going to Virgin Valley High School in Mesquite, Nev., Montgomery was named a *Street & Smith* All-American two consecutive years at Virgin Valley High as he recorded 38 career sacks, including 16 as a senior. He was named the Nevada Player of the Year in 1997 and was also a member of the state champion basketball team as a junior.

Montgomery and his wife, Natalie, have three sons, Jayden, Teyvn and Jace, and a daughter, Talayla.



DARREN PERRY

SECONDARY - SAFETIES

16th Season as NFL Coach • Ninth Packers Season



Darren Perry begins his ninth season with the Packers in 2017 as secondary – safeties coach, his 16th season coach-

ing in the NFL.

Named to his position by Head Coach Mike McCarthy on Feb. 3, 2009, Perry has coached defensive backs in the NFL for the past 15 years and has tutored a Pro Bowl player in seven of the last 13 seasons.

Perry oversaw the further development of third-year S Ha Ha Clinton-Dix in 2016 as he earned his first Pro Bowl nod after posting a career-best five interceptions, which was tied for No. 5 in the NFL and tied for No. 1 among safeties. S Morgan Burnett continued his stellar play under Perry, posting a team-leading 92 tackles last season, in addition to two interceptions. Burnett has recorded 100-plus tackles in four of the last six seasons, and ranked first or second on the team in tackles in five of the last six seasons. The safety duo's combined seven interceptions last season contributed to the team's total of 17, which was tied for No. 4 in the NFL.

In 2015, Clinton-Dix led the team with a career-high 117 tackles (97 solo), while adding three sacks and two interceptions in 16 starts. His three sacks tied for No. 3 in the NFL among safeties. Despite missing five games due to injury, Burnett still ranked tied for fourth on the team with 74 tackles (55 solo) as he helped Perry's safeties contribute to the defense's No. 7 ranking in the NFL in opponent passer rating (80.1) in 2015.

The 2014 season saw Burnett (125) and Clinton-Dix (95) finish first and second on the team in tackles. Clinton-Dix was named to PFWA's All-Rookie team after starting 10 of 16 games played, the most starts by a Green Bay rookie safety since Nick Collins opened all 16 contests in 2005.

In 2013, Perry guided Burnett as he recorded 106 tackles and led the defense with a career-high three fumble recoveries. Perry also helped acclimate M.D. Jennings to his role as the full-time starter opposite Burnett, seeing the third-year man post a career-best 79 tackles (60 solo).

The 2012 season was one of marked improvement for the Packers' pass defense, as the unit climbed all the way to a No. 11 ranking in the league by season's end and posted an 81-yard improvement per game from 2011. The defense finished the season allowing an average of 218.3 passing yards per game, while also ranking fourth in the league in opponent passer rating at 76.8.

Perry's safeties were an integral part of that progression, led by Burnett, who started all 16 games for the second consecutive year, and according to NFL participation statistics was one of only four non-offensive linemen in the league to not miss a single snap the entire season. Burnett's availability allowed him to record a career-high 137 tackles (97 solo), while also leading the secondary with a career-best two sacks.

In addition to developing Burnett, Perry also oversaw the transition of veteran Charles Woodson, who made the switch to safety after playing 14 seasons as a standout cornerback. Woodson appeared to be settling into his new role on the back end when he suffered a broken collarbone at St. Louis in Week 7, an injury that would sideline him for the remainder of the regular season.

In 2011, Perry was faced with a different series of challenges, starting with the task of helping Burnett return to live action after he had suffered a season-ending knee injury in the fourth game of his rookie campaign in 2010.

AT A GLANCE ...

- Joined the Packers on Feb. 3, 2009.
- Enters his 25th season in the NFL, his 16th as a coach.
- In his third season under Perry, S Ha Ha Clinton-Dix earned his first Pro Bowl nod in 2016 after posting a career-best five interceptions, which was tied for No. 5 in the NFL and tied for No. 1 among safeties.
- Also helped develop S Morgan Burnett, who has recorded 100-plus tackles in four of the last six seasons, and ranked first or second on the team in tackles in five of the last six seasons.
- Has been part of two Super Bowl championship teams (2010 Packers, 2005 Steelers) as a coach and has tutored a Pro Bowl player in seven of his last 13 seasons.
- Enjoyed a nine-year NFL career as a safety and was a starter for Pittsburgh in Super Bowl XXX.
- Has previously coached for three NFL teams – Cincinnati, Pittsburgh and Oakland.
- Had 15 career interceptions, returning three for touchdowns, in college at Penn State.

COACHING BACKGROUND

| Years | College/Pro Team | Position Coached |
|---------|---------------------|----------------------|
| 2002 | Cincinnati Bengals | Safeties |
| 2003-06 | Pittsburgh Steelers | Defensive Backs |
| 2007-08 | Oakland Raiders | Defensive Backs |
| 2009-17 | Green Bay Packers | Secondary – Safeties |

While Burnett picked up close to where he had left off upon returning to the field in training camp, the group lost Pro Bowl free safety Nick Collins to a career-ending neck injury at Carolina in Week 2.

With Collins sidelined, Burnett shifted to free safety and veteran Charlie Peprah was thrust into the starting lineup at strong safety for the second season in a row. The tandem went on to start the final 14 games in the defensive backfield and combined for 203 tackles (163 solo), eight INTs, three forced fumbles and two fumble recoveries. As a unit, the Packers intercepted an NFL-best 31 passes, the most by the franchise since 1962, and helped contribute to the team's takeaway total of 38, which was tied for No. 1 in the league.

Burnett led the secondary with 107 tackles (83 solo), tallied 14 passes defended and joined Woodson as the only players on the team to record a sack, an INT, a fumble recovery and a forced fumble during the season. Peprah set new career highs in every major statistical category, including tackles (96), interceptions (five), INT return yardage (147), and passes defended (14). His five INTs were tied for third among NFL safeties and his return yardage ranked fourth in the league among all players.

In 2010, a healthy Collins earned the aforementioned Pro Bowl recognition for the third straight season, becoming the first Green Bay safety since LeRoy Butler (1996-98) to accomplish that feat. After Burnett went down with the season-ending knee injury, Peprah moved into the starting lineup and registered 64 tackles, two interceptions and seven passes defended.

Collins and Peprah were members of a secondary that helped the Packers rank No. 1 in the league in opponent passer rating (67.2) in 2010, the best mark by a Green Bay defense since 1997 (59.0). The Packers also ranked No. 5 in the league in pass defense, allowing their opponents just 194.2 yards per game.

In 2009, Collins was named to the Pro Bowl and earned second-team All-Pro honors from *The Associated Press*

after finishing third among NFL safeties with six interceptions. SS Atari Bigby picked off four passes in 2009 despite missing three games due to injury, giving the Packers their first safety tandem with four-plus interceptions each since 2002 (Darren Sharper, Marques Anderson).

Collins and Bigby helped the Packers lead the NFL in both takeaways (40) and interceptions (30), the first time since 1965 that Green Bay led the league in interceptions. Perry was a member of a staff that guided the Packers defense to a No. 2 overall ranking in the league, the highest ranking since the 1996 team finished as the No. 1 defense.

Perry came to Green Bay from Oakland, where he coached the Raiders' defensive backs for two seasons (2007-08). Cornerback Nnamdi Asomugha earned his second Pro Bowl selection and All-Pro honors from AP under Perry's tutelage in '08, and the Raiders ranked in the top 10 both of those years in passing yards allowed. In 2008, Oakland allowed opponents to complete only 56.5 percent of their passes, which was tied for fourth best in the league.

Perry spent the previous four seasons coaching defensive backs in Pittsburgh under Bill Cowher, the team and coach for whom he played the majority of his career. Perry was the Steelers' assistant defensive backs coach in 2003 and was promoted to defensive backs coach in 2004, when the Steelers finished fourth in the league in both passing yards allowed (177.2 per game) and opponents' completion percentage (55.6). In 2005, Pittsburgh won Super Bowl XL.

Perry was credited for helping the rapid development of Pittsburgh safety Troy Polamalu, who earned the first of five straight Pro Bowl selections in 2004, just his second season. The versatile Polamalu also was an AP All-Pro pick twice (2004, 2005) with Perry as his position coach.

Perry broke into the NFL coaching ranks in 2002, coaching safeties for the Cincinnati Bengals under head coach Dick LeBeau, one of the most respected defensive minds in the game, who also coached defensive backs for the Packers for four seasons (1976-79).

Drafted by the Steelers in the eighth round (203rd overall) of the 1992 NFL Draft – the team's first draft under Cow-

her – Perry became an immediate starter at free safety for current Packers defensive coordinator Dom Capers. Perry played seven seasons in Pittsburgh (1992-98) and started the first 110 games of his career, including postseason. He missed only two of a possible 123 games with the Steelers, both in 1998 due to a groin injury.

Perry was the Steelers' starting free safety in Super Bowl XXX and posted 32 career interceptions, tied for seventh in team history. His seven interceptions in 1994 marked his career high.

Perry went on to sign with the San Diego Chargers in 1999 but did not play due to a neck injury, and he concluded his playing career as the starting free safety for the New Orleans Saints in 2000, McCarthy's first season as the offensive coordinator there. Playing in all 16 games plus two postseason contests, Perry had three interceptions that season, giving him 35 for his career.

A standout in college at Penn State, Perry intercepted 15 passes in his career, tying him for second in school history. He returned three interceptions for TDs and compiled 299 return yards, both school records. As a junior in 1990, Perry intercepted seven passes and returned one for a TD. His senior year, he had six interceptions and two scores.

Perry was an all-district and second-team all-state selection at quarterback for Deep Creek (Va.) High, where he threw for 2,790 yards and 23 touchdowns in his career, and rushed for 1,167 yards and 14 scores. He was a team captain for the football, basketball and tennis teams.

Born Dec. 29, 1968, in Norfolk, Va., Perry lives in Green Bay with his wife, Errika, and their four children: Danielle, Dominique, Dedriana and Devan. He also enjoys playing golf and bass guitar, and he is on the board of directors of the Chesapeake Care Free Clinic in Virginia, which provides health care to individuals without insurance or the necessary resources. Through the clinic, Perry sponsors the Intercept for Care program, which raises donations based on the number of interceptions recorded by Perry's team in a given season.

COLDEST RECORDED HOME GAMES, PACKERS HISTORY (SINCE 1959)

COLDEST RECORDED HOME GAMES, TEAM HISTORY

| | | | | | |
|-----|------|-------------------------------|---|----|----|
| -13 | D 31 | 1967 Dallas Cowboys (GB) | W | 21 | 17 |
| -1 | J 20 | 2008 New York Giants | L | 20 | 23 |
| 0 | D 26 | 1993 Los Angeles Raiders (GB) | W | 28 | 0 |
| 2 | D 22 | 1990 Detroit Lions (GB) | L | 17 | 24 |
| 3 | J 12 | 1997 Carolina Panthers (GB) | W | 30 | 13 |
| 3 | D 7 | 2008 Houston Texans (GB) | L | 21 | 24 |
| 5 | J 5 | 2013 San Francisco 49ers (GB) | L | 20 | 23 |
| 6 | N 28 | 1976 Chicago Bears (GB) | L | 10 | 16 |
| 8 | D 20 | 1992 Los Angeles Rams (GB) | W | 28 | 13 |
| 9 | D 8 | 2013 Atlanta Falcons (GB) | W | 22 | 21 |
| 10 | D 3 | 1972 Detroit Lions (GB) | W | 33 | 7 |
| 10 | D 4 | 1977 Detroit Lions (GB) | W | 10 | 9 |
| 10 | D 12 | 1982 Detroit Lions (GB) | L | 10 | 30 |
| 10 | D 15 | 1991 Detroit Lions (GB) | L | 17 | 21 |

postseason games in bold

COLDEST SEPTEMBER HOME GAMES

| | | | | | |
|----|------|-------------------------------|---|----|----|
| 43 | S 26 | 1965 Baltimore Colts (Milw) | W | 20 | 17 |
| 46 | S 24 | 2001 Washington Redskins (GB) | W | 37 | 0 |
| 51 | S 17 | 1973 New York Jets (Milw) | W | 23 | 7 |
| 51 | S 21 | 1975 Detroit Lions (Milw) | L | 16 | 30 |
| 52 | S 25 | 1960 Chicago Bears (GB) | L | 14 | 17 |
| 52 | S 24 | 1961 San Francisco 49ers (GB) | W | 30 | 10 |
| 52 | S 23 | 1990 Kansas City Chiefs (GB) | L | 3 | 17 |
| 53 | S 19 | 1971 New York Giants (GB) | L | 40 | 42 |
| 53 | S 29 | 1974 Detroit Lions (Milw) | W | 21 | 19 |
| 55 | S 27 | 1970 Atlanta Falcons (GB) | W | 27 | 24 |
| 55 | S 23 | 1973 Detroit Lions (GB) | T | 13 | 13 |

COLDEST OCTOBER HOME GAMES

| | | | | | |
|----|------|---------------------------------|---|----|----|
| 36 | O 26 | 1980 Minnesota Vikings (GB) | W | 16 | 3 |
| 38 | O 11 | 1959 San Francisco 49ers (GB) | W | 21 | 20 |
| 39 | O 29 | 1972 Minnesota Vikings (GB) | L | 13 | 27 |
| 39 | O 31 | 1993 Chicago Bears (GB) | W | 17 | 3 |
| 40 | O 18 | 1981 San Francisco 49ers (Milw) | L | 3 | 13 |
| 41 | O 24 | 1965 Dallas Cowboys (Milw) | W | 13 | 3 |
| 41 | O 28 | 1984 Detroit Lions (GB) | W | 41 | 9 |
| 42 | O 17 | 1976 Philadelphia Eagles (GB) | W | 28 | 13 |
| 42 | O 15 | 1978 Seattle Seahawks (Milw) | W | 45 | 28 |
| 42 | O 17 | 1983 Washington Redskins (GB) | W | 48 | 47 |
| 42 | O 22 | 1995 Minnesota Vikings (GB) | W | 38 | 21 |

COLDEST NOVEMBER HOME GAMES

| | | | | | |
|----|------|---------------------------------|---|----|----|
| 6 | N 28 | 1976 Chicago Bears (GB) | L | 10 | 16 |
| 19 | N 24 | 2013 Minnesota Vikings (GB) | T | 26 | 26 |
| 22 | N 12 | 1995 Chicago Bears (GB) | W | 35 | 28 |
| 22 | N 23 | 1997 Dallas Cowboys (GB) | W | 45 | 17 |
| 25 | N 22 | 1964 Cleveland Browns (Milw) | W | 28 | 21 |
| 26 | N 27 | 1977 Minnesota Vikings (GB) | L | 6 | 13 |
| 27 | N 9 | 1986 Washington Redskins (GB) | L | 7 | 16 |
| 27 | N 19 | 2000 Indianapolis Colts (GB) | W | 26 | 24 |
| 28 | N 15 | 1992 Philadelphia Eagles (Milw) | W | 27 | 24 |
| 28 | N 29 | 2004 St. Louis Rams (GB) | W | 45 | 17 |
| 28 | N 16 | 2014 Philadelphia Eagles (GB) | W | 53 | 20 |
| 28 | N 30 | 2014 New England Patriots (GB) | W | 26 | 21 |
| 29 | N 30 | 1975 Chicago Bears (GB) | W | 28 | 7 |
| 29 | N 24 | 1991 Indianapolis Colts (Milw) | W | 14 | 10 |
| 29 | N 28 | 1993 Tampa Bay Buccaneers (GB) | W | 13 | 10 |



DAVID RAIH

OFFENSIVE PERIMETER

Second Season as NFL Coach • Fourth Packers Season



David Raih (pronounced RYE) enters his fourth season with the Packers and his first as offensive perimeter coach, having

been promoted to the position on Feb. 27, 2017, following the 2016 season as assistant offensive line coach. He was initially hired by Head Coach Mike McCarthy on Feb. 7, 2014, and spent his first two years as the team's coaching administrator.

In 2016, Raih assisted with a line that helped the Packers rank in the top 10 in the NFL in numerous categories, including No. 4 in points per game (27.0), No. 8 in yards per game (368.8), No. 7 in passing yards per game (262.4), No. 7 in yards per carry (4.55) and tied for eighth in giveaways (17). The line also helped QB Aaron Rodgers rank No. 1 in the league in TD passes (40), the first Green Bay quarterback to do so since Brett Favre in 2003, while also setting a franchise single-season record for completions (401). In addition, G.T.J. Lang was named to his first Pro Bowl, the second Packers guard to earn that honor in the past two seasons (Josh Sitton, 2015). T David Bakhtiari was selected to his first career Pro Bowl and also earned second-team All-Pro honors from *The Associated Press*, becoming the first Packers tackle to receive All-Pro recognition from AP since Forrest Gregg (first-team selection) in 1967.

As the coaching administrator, Raih spent two seasons assisting in preparing the team's weekly game plan and prepared opponent game film. His practice responsibilities included working with the scout team, assisting James Campen with the offensive line and helping special teams coordinator Ron Zook.

Raih spent the 2013 season at Texas Tech before joining the Packers. While the director of high school relations, he assisted with quarterbacks under head coach Kliff Kingsbury. Raih was promoted to outside receivers coach going into the 2013 Holiday Bowl, where the Red Raiders went on to upset No. 14-ranked Arizona State.

Prior to Texas Tech, Raih spent three seasons (2010-2012) as a graduate assistant coach at his alma mater, the University of Iowa, where he assisted with tight ends, quarterbacks and offensive line. In 2012, he tutored Houston Texans TE C.J. Fiedorowicz, who finished with 45 receptions for 433 yards (9.6 avg.), the third-highest reception total by a Hawkeye tight end in a single season.

In 2010, Raih assisted with the development of senior QB Ricky Stanzi. Stanzi set Iowa's single-season school record for passing efficiency (157.6), ranking 12th in the nation while passing for 3,004 yards and 25 touchdowns with just six interceptions. As a team, Iowa was second in the nation in fewest turnovers (11) and 10th in pass efficiency (155.7).

Raih's coaching career started at UCLA, where he spent two years as an intern (2008-09) working with the quarterbacks under head coach Rick Neuheisel and offensive coordinator Norm Chow.

Prior to his start at UCLA, Raih was a sales representative for Zimmer Inc., a manufacturer of orthopedic devices (2004-07). He was the recipient of the Presidents Club Award in 2006, becoming the youngest national winner in company history. The award signifies ranking in the top 12 in the United States in percentage growth. Previously, Raih was a Zimmer representative to the University of Iowa Hospitals and Clinics and Mercy Hospital in Iowa City. In his final year, he was a sales representative to Cedar Sinai Medical Center in Beverly Hills, Calif.

AT A GLANCE ...

- Joined the Packers on Feb. 7, 2014, as a coaching administrator; promoted by Mike McCarthy to assistant offensive line coach on Feb. 17, 2016; promoted to offensive perimeter coach on Feb. 27, 2017.
- Started coaching career as a football intern at UCLA under Rick Neuheisel in 2008.
- Following college, spent three years as a sales representative for Zimmer Inc., a manufacturer of orthopedic devices.
- Played collegiately as quarterback at Iowa (1999-2003), earning a letter in his fourth year as the 2002 Hawkeyes won the Big Ten Conference title and earned a berth in the 2003 FedEx Orange Bowl.

COACHING BACKGROUND

| Years | College/Pro Team | Position Coached |
|---------|-----------------------|--|
| 2008-09 | UCLA | Football Intern |
| 2010-12 | Univ. of Iowa | Graduate Assistant (Offense/Tight Ends) |
| 2013 | Texas Tech University | Director of High School Relations/Wide Receivers |
| 2014-15 | Green Bay Packers | Coaching Administrator |
| 2016 | Green Bay Packers | Assistant Offensive Line |
| 2017 | Green Bay Packers | Offensive Perimeter |

Raih played collegiately as quarterback at Iowa (1999-2003), earning a letter in his fourth year as the 2002 Hawkeyes won the Big Ten Conference title and earned a berth in the 2003 FedEx Orange Bowl. His playing career was shortened due to injury, as he had surgery to his throwing arm in both 1999 and 2002. During his sophomore season, Raih saw action as a member of the 2001 Alamo Bowl team, Iowa's first bowl berth under current coach Kirk Ferentz.

Raih was a member of the dean's list at the University of Iowa while earning a bachelor's degree in finance and a minor in journalism and mass communication. He was also a member of Iowa's leadership committee and was the team's Athletes in Action representative at the 2001 Alamo Bowl, 2003 Orange Bowl and 2004 Outback Bowl.

Born Sept. 9, 1980, Raih is the fourth of five sons and attended St. Thomas Academy (St. Paul, Minn.), a Catholic, college-prep, military high school where he was promoted to lieutenant colonel, the second-highest-ranking officer in the high school. He was a three-sport athlete in football, basketball and track. Raih's team won the Minnesota state basketball championship his junior year, and he quarterbacked his team to the Minnesota state semifinals in football in both his junior and senior years.

In the summers of 2009 and 2010, Raih was selected to join seven collegiate head football coaches on two separate USO tours operated by Morale Entertainment out of the Pentagon. Traveling with the United States Air Force, the morale-building mission took him to visit 15,000 troops on base in Iraq, Kuwait, the Persian Gulf and Northern Africa. Raih was appointed to orchestrate on-base football games among each branch of the military and to lead a pep rally for 4,000 troops while on board the U.S.S. Eisenhower in the Arabian Sea.

A native of Edina, Minn., Raih resides in Green Bay and enjoys summer and winter sports as well as get-togethers with family and friends.



JASON SIMMONS

ASSISTANT SPECIAL TEAMS

Fourth Season as NFL Coach • Seventh Packers Season



Jason Simmons, a 10-year NFL veteran as a player, enters his seventh season with the Packers and his third as assistant special teams coach. The 2017 season marks Simmons' fourth season assisting special teams.

Simmons was named to his current position on Feb. 12, 2015, after one season as a defensive/special teams assistant, where he worked closely with special teams and spent much of his time tutoring perimeter players on the various coverage and return teams. In 2014, he also assisted with the defensive backs, helping the Green Bay defense finish ninth in the NFL in both sacks (41) and takeaways (29).

Simmons and Zook utilized a high number of players on special teams in 2016 and integrated P Jacob Schum into the special-teams operation. Schum's 39.1-yard net average was the second best by a Packer since 1976. Schum also set a franchise postseason record with a 66-yard punt at Dallas (Jan. 15). Simmons helped K Mason Crosby register 122 points, his 10th consecutive season with 100-plus points. Crosby finished the season 26 of 30 on field-goal attempts (86.7 pct.), his fourth consecutive season above 80 percent and the fifth of his career.

As he assisted Zook in 2015, Simmons saw Crosby surpass K Ryan Longwell for No. 1 on the all-time franchise scoring list and P Tim Masthay set a franchise record (since 1976) with a 40.3-yard net punting average. Simmons made an impact on the coverage unit, helping WR Jeff Janis (15) and S Chris Banjo (21) post career highs in special teams tackles. Simmons also helped his unit ascend in the special-teams rankings by the *Dallas Morning News*, as the Packers improved from 32nd in 2014 to 17th in 2015.

Simmons originally joined the Packers as the team's coaching administrator in 2011, where his duties included working closely with the defensive staff to collect and tabulate weekly production statistics, in addition to assisting at practice with both the starting defense and opponent scout teams.

A fifth-round selection (137th overall) by the Pittsburgh Steelers in the 1998 NFL Draft, Simmons went on to play in 121 games over the ensuing 10 seasons (1998-2007). A defensive back by trade, he made his mark as a stand-out player on special teams during his career. Simmons amassed 96 career tackles on the coverage units, and it was his consistent play in the third phase that helped him secure a roster spot year after year.

Simmons played the first four years of his career as a cornerback with the Steelers (1998-2001) after initially making the roster as a fifth-round pick. He contributed right away on special teams, ranking third on the club with a career-high 17 coverage tackles in both 1999 and 2000. During his rookie season in 1998, he played under Zook, who was serving as the club's special teams coordinator, and alongside Packers safeties coach Darren Perry, who was a fellow member of the Pittsburgh secondary.

Upon entering unrestricted free agency in 2002, he joined the expansion Houston Texans, where he played under Packers defensive coordinator Dom Capers, who was the team's first head coach.

In Houston, Simmons maintained his niche as one of the core players on special teams, but also saw increased action from scrimmage as a spot starter and reserve safety. He started a career-high six games in 2004 and posted a

AT A GLANCE ...

- Entering his third season as assistant special teams coach after working as a defensive/special teams assistant in 2014 and originally joining the Packers in 2011 as coaching administrator.
- A 10-year NFL veteran (1998-2007) as a defensive back, he appeared in 121 games during his career with the Pittsburgh Steelers (1998-2001) and Houston Texans (2002-07).
- A stand-out on special teams during his career, he posted 96 tackles as a member of the various coverage units.
- Signed with the Texans prior to their inaugural season as an expansion team in 2002, playing under current Packers defensive coordinator Dom Capers, who was the franchise's first head coach.
- Was a four-year letterman and three-year starter at Arizona State, highlighted by his junior season in 1996, when the program went 11-1, won the Pacific-10 Conference and made an appearance in the Rose Bowl for just the second time in school history.

COACHING BACKGROUND

| Years | College/Pro Team | Position Coached |
|---------|---|-------------------------------|
| 2011-13 | Green Bay Packers | Coaching Administrator |
| 2014 | Green Bay Packers...Defensive/Special Teams Assistant | |
| 2015-17 | Green Bay Packers..... | Assistant Special Teams Coach |

career-best 46 tackles (35 solo) and his first interception.

In the spring of 2007, the Texans signed Ahman Green, who is the Packers' all-time leading rusher, as an unrestricted free agent. Following his arrival, Green approached Simmons about obtaining his familiar No. 30, the number Simmons had worn in Houston since joining the club in 2002. Simmons agreed to make the exchange, asking that Green in turn make the down payment on a home for an underprivileged family in the Houston area, a sum that ultimately amounted to \$50,000.

Simmons started the season opener in 2007, but suffered a knee injury and was placed on season-ending injured reserve. He retired following the season, having played in 121 career games (12 starts), and recorded 186 tackles (138 solo), 10 passes defended, three forced fumbles, three fumble recoveries, two sacks and two interceptions on defense, in addition to the 96 career stops on special teams.

As a collegian, he lettered all four years at cornerback for Arizona State, earning second-team All-Pacific-10 honors as a senior in 1997. That season, Simmons started all 10 games and tallied 41 tackles (36 solo), 10 passes defended and a career-high three INTs. A team captain his senior year, he shared that distinction with four other players, including defensive teammate Pat Tillman, a future NFL safety who retired from football to join the U.S. Army, and was tragically killed in action in 2004.

Simmons was also twice named an honorable mention all-conference selection, including as a junior in 1996, when he started every game for a conference championship team that went 11-1 and appeared in the Rose Bowl for just the second time in school history.

Born March 30, 1976, in Inglewood, Calif., Simmons attended Leuzinger High School in Lawndale, Calif., where he lettered all four years in both football and track, earning honorable mention all-state recognition on the gridiron and first-team all-state honors for his participation in the 4x100-meter relay in track.

Simmons and his wife, Tiffany, reside in Green Bay with their children, Taelyr, Jason Jr. and Jaddan.



BEN SIRMANS

RUNNING BACKS

Sixth NFL Season • Second Packers Season



running backs coach. Named to his position on Feb. 17, 2016, by Head Coach Mike McCarthy, he previously spent four seasons with the St. Louis Rams after 16 seasons in the college ranks.

In his first year with the Packers in 2016, Sirmans guided Ty Montgomery in a transition from wide receiver to running back after injuries to Eddie Lacy and James Starks. Montgomery started six games at RB and led the team with 457 yards and three TDs on just 77 carries. He ranked No. 1 in the league (min. 75 att.) with an average of 5.94 yards per carry. At Chicago in Week 15, Montgomery registered career highs in every rushing category, racking up 162 yards and two TDs on 16 carries (10.1 avg.), the most yards by a Packer since RB Samkon Gado had 171 yards vs. Detroit in 2005.

Sirmans joined the Packers after spending four seasons (2012-15) with the Rams and establishing himself as a strong developer of young backs. In each of his final three seasons in St. Louis, Sirmans coached a rookie RB who led the team in rushing. In 2015, Sirmans tutored first-round pick Todd Gurley, who led all rookies and finished third among all NFL runners in rushing yards with 1,106 yards (4.8 avg.) to become the first Rams rookie to rush for 1,000-plus yards since Hall of Famers Jerome Bettis (1993) and Eric Dickerson (1983). Named Offensive Rookie of the Year by *The Associated Press* and earning Pro Bowl honors, Gurley was the first rookie in NFL history to rush for 125-plus yards in four consecutive games (finished with five total), and his 566 yards rushing were the most in a player's first four starts in the Super Bowl era.

Under Sirmans' direction in 2014, third-round selection Tre Mason ran for a team-high 765 yards in 12 games and finished second in rushing among all rookies. In 2013, fifth-round pick Zac Stacy started the final 12 games of the season and rushed for 973 yards, the third-highest total by a rookie at that point in team history. In 2012, Sirmans guided veteran Steven Jackson to his eighth consecutive 1,000-yard season as he became just the sixth player in NFL history to rush for 1,000 yards in eight or more seasons.

Sirmans spent five seasons (2011-2007) as running backs coach at Boston College, where he mentored the school's second all-time leading rusher, Montel Harris. In 2011, Harris became the school's career rushing leader and was named the 2011 ACC Preseason Player of the Year before a knee injury ended his season prematurely. Harris received first-team All-Atlantic Coast Conference honors in 2010 after rushing for 1,243 yards on 269 carries (4.6 avg.) and eight touchdowns. Harris finished his junior campaign 126 yards shy of the all-time school rushing record, as well as the active ACC rushing leader with 3,600 yards, the most ever recorded by a junior in the ACC.

AT A GLANCE ...

- Joined the Packers on Feb. 17, 2016, as running backs coach.
- Enters his sixth season as an NFL coach after 16 seasons at the collegiate level.
- Helped RB Ty Montgomery transition from wide receiver and lead the NFL (min. 75 att.) with an average of 5.94 yards per carry.
- A developer of young running-back talent, he tutored Todd Gurley, who won AP Offensive Rookie of the Year in 2015, as well as Zac Stacy and Tre Mason, while in St. Louis.
- A four-year letterman and starter at Maine earning all-conference and All-New England honors his senior year after rushing for 1,214 yards.

COACHING BACKGROUND

| Years | College/Pro Team | Position Coached |
|---------|---------------------------|--------------------------------------|
| 1996-99 | Univ. of Maine | Running Backs/Recruiting Coordinator |
| 2000-04 | Kent State University | Running Backs |
| 2005 | Michigan State University | Running Backs |
| 2006 | Michigan State University | Running Backs/Special Teams |
| 2007-11 | Boston College | Running Backs |
| 2012-15 | St. Louis Rams | Running Backs |
| 2016-17 | Green Bay Packers | Running Backs |

In 2007, Sirmans helped RB Andre Callender set a BC single-season record for receptions (76), earning him All-ACC second-team honors. Callender led the ACC in yards from scrimmage with 1,709 and set a single-season ACC record for most pass receptions by a running back. The 2007 Eagles began the season 8-0 and ranked No. 2 in the country en route to finishing 11-3, the first BC team to win 11 games since 1940.

Prior to his time at Boston College, Sirmans coached running backs at Michigan State in 2005, where the Spartans finished 20th in the nation in rushing (201.8 ypg). In 2006, he coached special teams as well as the running backs.

Sirmans spent five seasons (2000-04) coaching at Kent State, where he tutored the running backs. In 2001 and 2002, the team ran for 215 yards per game, finishing 13th and 15th nationally in rushing production those two seasons. In 2004, Kent State scored 30.5 points per game, the second-highest mark in school history.

Sirmans began his coaching career at his alma mater, the University of Maine, serving as running backs coach and recruiting coordinator from 1996-1999. As a four-year letterman and starter, Sirmans was a running back under current Iowa head coach Kirk Ferentz for three years (1990-92). He ran for 1,214 yards, earning all-conference and All-New England honors his senior year. He graduated from Maine in 1993 with a degree in physical education, health and recreation.

Born in East Orange, N.J., Sirmans is married to the former Letia Thompson. The couple has a son, Marcus, 8.

LONGEST OPPONENT WINNING STREAKS BROKEN BY PACKERS

On Jan. 1, 2006, Green Bay ended Seattle's 11-game winning streak. Previously, the longest streak Green Bay had ever halted was a 10-game run by the Lions, at Detroit on Nov. 25, 1934, a 3-0 final. Prior to that Seattle contest, the longest streak snapped at Lambeau Field was Denver's nine-game run in 1996.

COACHING STAFF

COMMUNITY

COACHES

VETERANS

DRAFT & FREE AGENTS

2016 REVIEW

RECORDS & HISTORY

LAMBEAU FIELD

MISC.



MIKE TRGOVAC

DEFENSIVE LINE

23rd NFL Season • 10th Packers Season



Mike Trgovac (pronounced TER-guh-vack) begins his 10th season with the Packers, his second stint with the team, and his

23rd season overall in the NFL.

Named to his current position by Head Coach Mike McCarthy on Feb. 3, 2009, Trgovac was also the Packers' defensive line coach in 1999, the same year McCarthy was the team's quarterbacks coach.

Since Trgovac took over as defensive line coach in 2009, the Packers rank No. 3 in the NFL in sacks (328) and tied for No. 5 in rushing TDs allowed (84). Green Bay has finished in the top 10 in the league in sacks in six of the last seven seasons (2010, 2012-16).

Trgovac's 2016 unit was again led by fifth-year DT Mike Daniels, who solidified himself as one of the league's top interior defensive linemen. Named a Pro Bowl alternate for the second consecutive season, Daniels led the defensive line with four sacks while ranking No. 3 on the team with 14 QB hits and tied for No. 2 with 14 pressures. Daniels' 20 sacks since the start of the 2013 season rank No. 12 among NFL defensive tackles.

Overall, Trgovac's defensive line helped pace the Packers defense to a No. 8 ranking in the NFL in rushing yards allowed per game (94.7) last season. His group also contributed to Green Bay's 40 sacks on the season, which ranked tied for No. 6 in the NFL.

In 2015, Daniels led the Green Bay defensive line in tackles (66) and sacks (four), while ranking second in QB hits (12). Trgovac's line helped lead the Packers to 43 sacks in 2015, tied for No. 7 in the NFL. The Packers also ranked fifth in the league in sacks per pass attempt (7.8 percent).

In 2014, Trgovac tutored DT Letroy Guion as the veteran posted career highs for both tackles (62) and sacks (3½) as he started all 16 games for the first time in his career. Daniels led the defensive line with a career-high 69 tackles, paced the team in both QB hits (19) and pressures (22), and was No. 3 on the club in sacks (5½). Trgovac's line contributed to a run defense that allowed just 86.4 yards per game over the final eight contests, No. 5 in the NFL over that span, and 3.6 yards per carry, No. 6 in the league over that span. His group also helped the Packers finish tied for No. 9 in the league in sacks with 41 on the season.

Trgovac guided a defensive line in 2013 that helped Green Bay finish tied for No. 8 in the league in sacks with 44 on the season. Daniels saw a noticeable jump in his production under Trgovac's direction in 2013, as he finished No. 2 on the team with 6½ sacks, which was also tied for No. 6 in the league among defensive tackles.

In 2012, Trgovac's group helped the Packers rank No. 11 in total defense (336.8 ypg) and No. 4 in sacks (47). Under his guidance, veteran DT Ryan Pickett led the line with 75 tackles, his highest total since 2008. DT B.J. Raji was named a Pro Bowl alternate, DE Mike Neal registered a then-career-high 4½ sacks, and Daniels saw significant time in his rookie season.

In 2011, Raji became the first Green Bay DT to be selected to the Pro Bowl since Bob Brown in 1972. Raji recorded 43 tackles, three sacks, three passes defended and a fumble recovery. In 2010, he posted career highs in every statistical category on the way to being named a Pro Bowl alternate. His 6½ sacks were the most by an NFL nose tackle since Minnesota's Ken Clarke recorded seven in 1990, and his 66 tackles led all Green Bay linemen. Veteran DE Cullen Jenkins posted a career-high seven sacks despite missing

AT A GLANCE ...

- Last name is pronounced TER-guh-vack.
- Is in his second stint with the Packers, having coached Green Bay's defensive line in 1999, the same year Mike McCarthy was quarterbacks coach.
- Since he was hired in '09, the Packers rank No. 3 in the NFL in sacks (328) and tied for No. 5 in rushing TDs allowed (84).
- Was the Carolina Panthers' defensive coordinator for six seasons (2003-08), directing a defense that ranked in the top 10 three times.
- Has been on the staff of two teams that advanced to the Super Bowl, the 2010 Packers and the 2003 Panthers.
- Played in three Rose Bowls as a defensive lineman at Michigan for Bo Schembechler.

COACHING BACKGROUND

| Years | College/Pro Team | Position Coached |
|---------|--------------------------------|---------------------------------|
| 1984-85 | Univ. of Michigan..... | Graduate Asst. (Defensive Line) |
| 1986-88 | Ball State University..... | Defensive Line |
| 1989 | Navy..... | Defensive Line |
| 1990-91 | Colorado State University..... | Defensive Line |
| 1992-94 | Univ. of Notre Dame..... | Defensive Line |
| 1995-98 | Philadelphia Eagles..... | Defensive Line |
| 1999 | Green Bay Packers..... | Defensive Line |
| 2000-01 | Washington Redskins..... | Defensive Line |
| 2002 | Carolina Panthers..... | Defensive Line |
| 2003-08 | Carolina Panthers..... | Defensive Coordinator |
| 2009-17 | Green Bay Packers..... | Defensive Line |

five contests due to injury, and Raji and Jenkins helped the Packers finish No. 2 in the league in sacks in 2010 with 47, the highest league ranking in club history.

In 2009, Trgovac directed a line that made the transition to the 3-4 defense and helped the Packers lead the NFL in rushing defense for the first time in franchise history. The average of 83.3 rushing yards allowed per game set a team record for any season. The Packers moved up 25 spots in the rushing defense rankings from 2008, the biggest one-year improvement in club history.

Trgovac came to Green Bay from Carolina, where he served as the defensive coordinator for six seasons. In that time, he directed a defense that produced 10 Pro Bowl selections and ranked in the NFL's top 10 in both yards and points allowed three times. In 2005, the Panthers ranked third in yards (282.6), fifth in points (259) and first in takeaways (a team-record 42) in helping Carolina advance to its second NFC Championship Game in three seasons.

His unit's ability to create turnovers had begun to show up in the second half of 2004, when the Panthers had 29 takeaways in the season's final eight games. The 38 total takeaways ranked second in the league and tied the club record at the time, and the defense's 26 interceptions were a league high and team record.

In 2003, Trgovac's inaugural season as a defensive coordinator, Carolina's defense ranked eighth in the NFL in yards (295.3) and 10th in points (304), and held top-10 rankings in a handful of other categories. The defense forced four turnovers in Carolina's 14-3 victory in the NFC Championship Game at Philadelphia, earning the Panthers their first Super Bowl berth.

As defensive line coach in 2002, Trgovac oversaw a dramatic improvement in the Panthers' front four that made a strong case for him taking over as coordinator. Carolina ranked third in the league with 39 sacks and first in rushing yards per attempt. Under Trgovac's tutelage, DE Julius Peppers was named the NFL Defensive Rookie of the Year,

while DT Kris Jenkins earned first-team All-Pro honors from *The Associated Press*.

Prior to his time in Carolina, Trgovac coached the defensive line of the Washington Redskins for two seasons (2000-01). Ends Marco Coleman (12) and Bruce Smith (10) both reached double digits in sacks in 2000, with Coleman being selected to the Pro Bowl.

Trgovac's first stint with the Packers, in 1999, was Green Bay's first season in seven years without Reggie White leading the defensive line. That year, DE Keith McKenzie matched his career high in sacks with eight in a part-time specialist role.

Trgovac broke into the NFL as the defensive line coach of the Philadelphia Eagles from 1995-98. In 1995, their line led the NFL in sacks with 42½ (team had 48). DE William Fuller topped the club with 13 and made the Pro Bowl for the first of two straight years.

Trgovac's career working with defensive linemen in the college coaching ranks spanned 11 seasons and five schools, beginning with his alma mater, Michigan, as a graduate assistant in 1984. After two seasons there, he moved on to Ball State (1986-88), Navy (1989), Colorado State (1990-91) and Notre Dame (1992-94).

With the Fighting Irish under Lou Holtz, Trgovac saw two of his protégés become early selections in the 1994 NFL Draft, as the San Francisco 49ers took Bryant Young seventh overall and the Chicago Bears picked Jim Flanigan in the third round.

Trgovac's playing career at Michigan from 1977-80 under Bo Schembechler featured three seasons as a starter at middle guard on the defensive line. He was a two-time All-Big Ten honoree and a second-team All-America selection as a senior. He played in three Rose Bowls for the Wolverines and received his degree in education from Michigan in 1982.

Born Feb. 27, 1959, in Youngstown, Ohio, Trgovac was an all-state football player and wrestler at Fitch High School in Austintown, Ohio. He was named Ohio's Defensive Line-man of the Year and also captured the state heavyweight wrestling title as a senior. Trgovac and his wife, Angela, have a daughter, Jordan, 23, a graduate of the College of Charleston (S.C.) and current public relations intern with the Kansas City Chiefs, and a son, Michael, 18, a freshman at East Carolina University.

LOGO HISTORY

1950-53: In their first season after Curly Lambeau's 31-year reign, the "New Packers" introduced a logo that was also present on 1950 stock certificates. It changed colors over the four years, as the team experimented with several uniform combinations.



1993: Commemorative logo, worn on jerseys during '93 season, signifying the team's 75th professional season since its birth in 1919. Wearing logo, team earned first playoff berth in 11 years, kicking off string of six straight postseason trips.



1954-61: Looking for a fresh look with new coach Lisle Blackbourn, the team unveiled new uniforms and a new mark. The logo located both Green Bay and Milwaukee on a Wisconsin silhouette. The passer wore No. 41.



2003: Patch team wore for first two home games of '03 to commemorate rededication of Lambeau Field, following three-year, \$295 million renovation.

1959-74: Sideline logo, worn on hats, shirts and jackets by coaches, equipment managers and trainers at both games and practice. Coincided with Vince Lombardi's first season, then retained by Phil Bengtson and Dan Devine.



1961-69: The primary logo during the Lombardi era, used on official Packers stationery and publications. The team won five world championships under the mark. Before the '69 season, after Lombardi's departure to Washington, team letterhead shifted to a helmet logo. The mark still saw use into the '70s, though.

2006: Commemorative mark recognizing the 10th anniversary of the team's Super Bowl XXXI triumph over the New England Patriots.



1961-present: First and only helmet logo in team history was first applied to Packers headgear in 1961, Vince Lombardi's third season as coach. After introducing the G, the team immediately won two world titles (1961-62), and five over the mark's first seven years. Borrowed by scores of high schools and colleges.



2007: Emblem celebrating the 50th anniversary of venerable Lambeau Field, worn on home jerseys and painted in the end zones on the world-famous stadium grass.



ALEX VAN PELT

QUARTERBACKS

12th Season as NFL Coach • Sixth Packers Season



Alex Van Pelt enters his sixth season with the Packers and second coaching quarterbacks, a group he led in 2014, following

his role of quarterbacks/wide receivers coach in 2015. He was the team's running backs coach in his first two years with the club (2012-13). Van Pelt is entering his 21st NFL season and his 12th as an NFL assistant coach.

Van Pelt joined the Packers on February 13, 2012, as running backs coach after spending the previous two seasons (2010-11) as quarterbacks coach for the Tampa Bay Buccaneers, and was named quarterbacks coach by Green Bay on Feb. 7, 2014. Prior to his appointment with the Buccaneers, Van Pelt spent four seasons (2006-09) on the offensive coaching staff of the Buffalo Bills.

In Van Pelt's three seasons working with the quarterbacks (2014-16), QB Aaron Rodgers has thrown 109 TD passes (No. 1 in the NFL) and posted a TD/INT ratio of 5.45 (109/20). No. 1 in the league among QBs with 500-plus attempts over that span. Rodgers threw 500-plus passes with eight or fewer INTs in all three of those seasons, the longest streak in league history.

In 2016 under Van Pelt, Rodgers ranked No. 1 in the NFL with 40 TD passes, the first Green Bay quarterback to lead the league since Favre in 2003, on the way to his sixth career Pro Bowl selection. Rodgers set a franchise single-season record for completions with 401 and ranked No. 2 in the NFL in TD percentage (6.6), No. 4 in passer rating (104.2), No. 4 in passing yards (4,428) and No. 3 in TD/INT ratio (5.71). With seven INTs, his INT percentage of 1.15 was the second lowest in team history (min. 200 att.) behind only his mark of 0.96 in 2014. In addition, Rodgers became just the second QB in NFL history (Brady, 2015) to post 600-plus attempts and seven or fewer INTs in a season.

In 2015, Van Pelt helped Rodgers get selected to his fifth career Pro Bowl after tying for No. 1 in the NFL in completions of 25-plus yards (39) and ranking No. 3 in TD/INT ratio (3.88) and INT percentage (1.40). With 572 attempts and just eight INTs, Rodgers posted his fifth season with 500-plus attempts and eight or fewer INTs, the most in NFL history. Rodgers added 30-plus passing touchdowns (31) during the regular season for the fifth time in his career, ranking second in team history behind Brett Favre's eight.

In addition, Van Pelt led a wide-receiver group that was without veteran Jordy Nelson, who had led the Packers in 2014 with 98 catches for 1,519 yards and 13 TDs, following a season-ending knee injury sustained in the preseason. James Jones returned to Green Bay after a season with the Raiders and registered 50 receptions for a career-high 890 yards (17.8 avg.) and eight TDs (tied for the team lead). He ranked No. 5 in the NFL with 15 catches of 25-plus yards, nearly doubling his previous career high (eight, 2013), the fourth most by a Packer over the past 25 seasons, behind only Nelson and Greg Jennings. Among players with two receptions per game, Jones ranked No. 3 in the NFL with a 17.8-yard receiving average and No. 7 with a first-down percentage of 78.0 (39 of 50). His average of 17.8 yards per catch was the third best by a Packer over the past 25 seasons, trailing only Nelson (18.6 in 2011) and Don Beebe (17.9 in 1996). Also, three of Van Pelt's receivers (Randall Cobb, Davante Adams and Jones) were part of an offense with four players (also TE Richard Rodgers) with 50-plus receptions for only the third time (1983, 2002) since 1940.

In his first season tutoring Green Bay's quarterbacks in

AT A GLANCE ...

- Joined the Packers on February 13, 2012.
- Enters his 21st season in the National Football League and 12th as an NFL assistant coach.
- In 2016, guided QB Aaron Rodgers as he threw 40 TD passes (No. 1 in the NFL) and set a franchise single-season record for completions with 401.
- Worked with Rodgers in 2014 as he finished in the top three in the league in passer rating, TD passes, TD/INT ratio and yards per attempt, the only QB in the league to do so, and was named league MVP by *The Associated Press* for the second time in his career.
- Tutored Eddie Lacy in 2013 as he set franchise rookie records for rushing yards (1,178) and rushing TDs (11) on his way to a Pro Bowl selection and being named *AP*'s NFL Offensive Rookie of the Year.
- Helped the 2013 Packers rank No. 7 in the league in rushing (133.5 ypg) in 2013, the best average by the team since 2003 and the sixth-best mark by the club since the 1970 AFL-NFL merger.
- The former quarterback spent nine seasons as a member of the Buffalo Bills (1995-2003), appearing in 31 career games.
- Upon his retirement as a player, spent two seasons as the color analyst for the Buffalo Bills Radio Network before pursuing a career in coaching.
- Holds numerous career passing records at the University of Pittsburgh, where he worked with Mike McCarthy from 1990-91 when McCarthy served as graduate assistant-quarterbacks.

COACHING BACKGROUND

| Years | College/Pro Team | Position Coached |
|---------|-----------------------|-------------------------------------|
| 2005 | Frankfurt Galaxy | Quarterbacks |
| 2005 | Buffalo Bills | Volunteer Offensive Quality Control |
| 2006 | University at Buffalo | Quarterbacks/Pass Coordinator |
| 2006-07 | Buffalo Bills | Offensive Quality Control |
| 2008-09 | Buffalo Bills | Quarterbacks |
| 2009 | Buffalo Bills | Offensive Coordinator |
| 2010-11 | Tampa Bay Buccaneers | Quarterbacks |
| 2012-13 | Green Bay Packers | Running Backs |
| 2014 | Green Bay Packers | Quarterbacks |
| 2015 | Green Bay Packers | Quarterbacks/Wide Receivers |
| 2016-17 | Green Bay Packers | Quarterbacks |

2014, Van Pelt worked with Rodgers as he ranked No. 2 in the league in passer rating (112.2), No. 3 in TD passes (38), No. 1 in TD/INT ratio (7.60, 38/5) and No. 2 in yards per attempt (8.43). He was the only QB in the league to finish in the top three in all four of those categories in a season that culminated with him being named the NFL's Most Valuable Player by *The Associated Press* for the second time in his career. Rodgers was also named first-team All-Pro by *AP* and earned his fourth career Pro Bowl selection.

Rodgers registered eight games on the season with three-plus TDs/zero INTs, tying Patriots QB Tom Brady (2007) for the single-season NFL record. Rodgers posted 13 zero-INT games, the third most in a season in league annals, and led the league with an interception percentage of 0.96, the seventh-best single-season mark in NFL history (min. 224 attempts) and the top mark in team annals.

In 2013, Van Pelt's running backs helped the Packers rank No. 7 in the NFL in rushing (133.5 ypg), the best average by the team since 2003 and the sixth-best mark by Green Bay since the 1970 AFL-NFL merger. Green Bay was tied for No. 2 in the league with six 100-yard performances on the season, its most since posting the same number in 2007. The Packers tied a franchise record in '13 by having three dif-

ferent running backs record 100-yard games (Eddie Lacy, Johnathan Franklin, James Starks). Green Bay tied for the league lead with six 180-yard rushing games and ranked No. 4 in the NFL with an average of 4.65 yards per carry.

Van Pelt tutored Lacy on his way to earning a Pro Bowl selection and the NFL Offensive Rookie of the Year award from AP. Lacy became the first Green Bay rookie RB to be named to the Pro Bowl since John Brockington in 1971 and joined Brockington as the only Green Bay rookies to win the AP's offensive award since its inception in 1957. Lacy was also named second-team All-Pro, the only rookie player in the league to make the first or second team.

Lacy led all NFL rookies and finished No. 8 among all players with 1,178 rushing yards, the most by a Green Bay rookie in team annals. He also set franchise rookie marks for rushing TDs (11) and rushing attempts (284), and tied Brockington's mark for the most 100-yard rushing games with four. Van Pelt also helped Starks rush for 493 yards and a career-high three TDs on 89 carries in 2013, an average of 5.54 yards per carry that ranked No. 1 in the NFL among running backs with 80-plus carries.

In his first season with Green Bay in 2012, Van Pelt's running backs battled injuries, with five different players starting at least one game and no one starting more than five contests on the season. The Packers had a league-high five RBs rush for at least 125 yards on the season, the most by the club since 1987 (five).

Van Pelt was instrumental in the development of first-year RB DuJuan Harris, a street free agent who spent four games on the team's practice squad before being signed to the active roster on Dec. 1. Harris appeared in the final four regular-season games with two starts, highlighted by a 14-carry, 70-yard outing in the season finale at Minnesota. He also started both playoff games, rushing for 100 yards and two TDs on 28 carries (3.6 avg.).

Prior to arriving in Green Bay, Van Pelt found great success working with young QB Josh Freeman in Tampa Bay. Under Van Pelt's direction, Freeman threw for 7,043 yards in 2010-11, the most passing yards by a Tampa Bay quarterback over a two-year period to that point in franchise annals. That included 3,592 passing yards in 2011, then the second most in team history. Freeman also threw a TD pass in 15 consecutive games (Week 5, 2010-Week 2, 2011), the longest streak in team history.

In his first full season as a starter in 2010, Freeman showed incredible maturation and improvement under Van Pelt. He finished the year as the No. 6-ranked passer in the NFL (95.9) while throwing for 3,451 yards, 25 touchdowns and only six interceptions. Freeman became the first quarterback under the age of 23 to lead his team to a 10-win

season since Steelers QB Ben Roethlisberger in 2004, with five of his victories being fourth-quarter comebacks. Freeman also ranked second among NFL quarterbacks with 364 rushing yards on 68 carries (5.4 avg.).

Van Pelt entered the 2009 season as the Bills' quarterbacks coach before being promoted to offensive coordinator in September. He originally joined the Bills as offensive quality control coach in 2006 and worked in that capacity for two seasons before being elevated to quarterbacks coach in 2008.

In his only season as offensive coordinator, Van Pelt led an offense that featured former backup RB Fred Jackson. He rushed for a career-high 1,062 yards on 237 attempts (4.5 avg.) with two TDs in Van Pelt's offense while also hauling in a then-career-high 46 receptions, good for second on the team, for 371 yards (8.1 avg.) and two scores. His 1,062 rushing yards ranked ninth in the AFC and his 1,433 total yards from scrimmage ranked sixth in the AFC and 10th in the NFL.

During his time as quarterbacks coach, Van Pelt assisted in the development of QB Trent Edwards. Under the direction of Van Pelt, Edwards posted a 65.5 completion percentage to rank No. 6 in the NFL in 2008 as well as No. 2 all-time in Bills history for a single season.

Van Pelt joined the Bills in 2006 after spending the winter of 2006 as the quarterbacks coach/pass coordinator for the University at Buffalo. He also volunteered with the Bills in 2005 as an offensive quality control coach after spending the 2005 NFL Europe season as the Frankfurt Galaxy's quarterbacks coach, where he was responsible for the offensive play-calling. After his retirement from the NFL in 2003, he spent two seasons as the color analyst for the Buffalo Bills Radio Network.

Van Pelt was originally drafted by the Pittsburgh Steelers in the eighth round of the 1993 NFL Draft and later signed with Buffalo as a free agent in 1995. He spent his entire nine-year career (1995-2003) as a member of the Bills and played in 31 games with 11 starts while amassing 2,985 yards passing and 16 touchdowns.

A four-year starter (1989-92) at the University of Pittsburgh, Van Pelt holds school career records for most passing yards (11,267), completions (867) and attempts (1,503). He became only the fifth collegiate player to throw for 2,000 yards in four consecutive seasons. From 1990-91, Van Pelt was coached by McCarthy, who was serving as the Panthers' graduate assistant-quarterbacks.

Born May 1, 1970, in Pittsburgh, Pa., Van Pelt lives in Green Bay with his wife, Brooke, daughters, Payton Dale and Katherine Paige, and son, Jack MacGregor.

STARTERS ON INJURED RESERVE, 2000-16

The most starters from the season-opening depth chart placed on injured reserve by the Packers during the last 16 seasons:

| | | |
|---|------|--|
| 6 | 2010 | LB Nick Barnett, S Morgan Burnett, TE Jermichael Finley, RB Ryan Grant, LB Brad Jones, T Mark Tauscher |
| 4 | 2012 | RB Cedric Benson, T Bryan Bulaga, LB Nick Perry, LB D.J. Smith |
| | 2008 | LB Nick Barnett, S Atari Bigby, DE Cullen Jenkins, T Mark Tauscher |
| | 2005 | RB Ahman Green, WR Javon Walker, TE Bubba Franks, LB Robert Thomas |
| 3 | 2016 | RB Eddie Lacy, CB Sam Shields, C/G JC Tretter |
| | 2009 | CB Al Harris, LB Aaron Kampman, G/C Jason Spitz |
| | 2002 | T Chad Clifton, T Mark Tauscher, DE Joe Johnson |
| 2 | 2015 | LB Sam Barrington, WR Jordy Nelson |
| | 2014 | DT B.J. Raji, C/G JC Tretter+ |
| | 2013 | WR Randall Cobb*, TE Jermichael Finley |
| | 2003 | S Antuan Edwards, DE Joe Johnson |
| | 2001 | S LeRoy Butler, DE John Thierry |
| | 2000 | LB Brian Williams, DT Santana Dotson |
| 1 | 2011 | S Nick Collins |
| | 2007 | DT Johnny Jolly |
| | 2004 | C Mike Flanagan |
| 0 | 2006 | +Activated from Injured Reserve/Designated for Return in Week 10 *Activated from Injured Reserve/Designated for Return in Week 17 |



JOE WHITT JR.

SECONDARY – CORNERBACKS

11th NFL Season • 10th Packers Season



Entering his 11th season in the NFL, Joe Whitt Jr. begins his 10th year with the Green Bay Packers and ninth in his position

of secondary – cornerbacks coach.

Originally named defensive quality control coach on March 7, 2008, by Head Coach Mike McCarthy, the 39-year-old Whitt was promoted to cornerbacks coach on Feb. 3, 2009.

Whitt came to Green Bay after one year with the Atlanta Falcons as assistant defensive backs coach. He coached the previous five years in the college ranks, beginning with the 2002 season as wide receivers coach at The Citadel, followed by a four-year stint as cornerbacks coach and recruiting coordinator at Louisville.

Since Whitt took over as cornerbacks coach in 2009, the Packers have registered a league-high 165 INTs and a No. 5 ranking in opponent passer rating (81.0). Since 2009, the Packers also rank No. 4 in opponent completion percentage (58.9) and No. 4 in TD/INT ratio (1.25). CBs Tramon Williams (18) and Sam Shields (15) combined for 33 interceptions from 2010-14 under Whitt's guidance, No. 1 in the league over that span among tandems who were teammates for all five of those seasons.

Whitt's corners were ravaged by injury in 2016 as the established veteran and Pro Bowler Shields was lost for the season after Week 1 and talented second-year corners Damarious Randall and Quentin Rollins missed a combined nine games. Whitt came to rely on undrafted CB LaDarius Gunter, who provided a tough and consistent presence in the secondary in just his second season on his way to playing in all 16 games with 15 starts and leading the team with 15 passes defended, all career highs. Despite the challenges, Whitt's group helped lead the Packers to 17 interceptions on the season, tying for No. 4 in the NFL.

In 2015, Whitt was charged with leading a secondary that featured two rookies, Randall and Rollins, and both impressed in their first campaigns. Each returned an interception for a touchdown in 2015, marking the first time the Packers had two rookies/first-year players post INT returns for TDs in the same season since 1921. Randall's three interceptions on the season ranked tied for second among all NFL rookies, while Rollins ranked tied for fourth with two INTs. Randall was also named the NFL Defensive Rookie of the Month for November. Shields continued to excel under Whitt, as he recorded three interceptions to tie for the team lead despite missing four games because of injury.

In 2014, Whitt guided Shields to his first career Pro Bowl selection as he finished No. 2 on the team with 13 passes defended and No. 3 with two interceptions. Shields also posted his fifth career interception in the playoffs to move into the No. 1 spot in franchise postseason history. Williams paced the club with 16 passes defended and was tied for the team lead with three interceptions on his way to being named a Pro Bowl alternate under Whitt's tutelage. CB Casey Hayward was tied for the team lead in total take-aways with five (three INTs, two fumble recoveries), including two returns for TDs. He was one of only two players in the league to register an INT return for a TD and a fumble return for a TD (Texans DE J.J. Watt) in '14.

In 2013, Whitt helped Shields set career highs for tackles (64) and passes defended (25) and match his career high with four INTs. Under Whitt's direction, Williams posted career highs for tackles (91) and sacks (2½) while adding three INTs, two forced fumbles, two fumble recoveries and 14 passes defended.

AT A GLANCE ...

- Joined the Packers on March 7, 2008, as defensive quality control coach. Promoted to secondary – cornerbacks coach on Feb. 3, 2009.
- Since taking over as cornerbacks coach in '09, has helped the Packers register a league-high 165 interceptions, a No. 5 ranking in opponent passer rating (81.0) over that span and a No. 4 ranking in opponent completion percentage (58.9).
- Tutored CBs Sam Shields (2014) and Tramon Williams (2010) to Pro Bowl selections and veteran CB Charles Woodson on his way to earning NFL Defensive Player of the Year honors from *The Associated Press* in 2009.
- Following the 2015 season, was named the NFL's Secondary Coach of the Year by *Pro Football Focus*.
- Helped Williams (18) and Shields (15) combine for 33 interceptions from 2010-14, No. 1 in the league over that span among tandems that were teammates for all five of those seasons.
- Under Whitt's guidance, both Woodson and Williams produced single-season career highs in all major categories.
- Played collegiately and coached as a student assistant at Auburn, where his father, Joe Sr., was on the coaching staff.

COACHING BACKGROUND

| Years | College/Pro Team | Position Coached |
|---------|---------------------|--|
| 2000-01 | Auburn University | Student Assistant – Receivers |
| 2002 | The Citadel | Wide Receivers |
| 2003-06 | Univ. of Louisville | Cornerbacks/ Recruiting Coordinator |
| 2007 | Atlanta Falcons | Assistant Defensive Backs |
| 2008 | Green Bay Packers | Defensive Quality Control |
| 2009-17 | Green Bay Packers | Secondary – Cornerbacks |

With Hayward limited to just three contests in 2013 due to a hamstring injury, Whitt's preparation of rookie DB Micah Hyde became crucial for the defense. Hyde led the team's rookies with 54 tackles on the season and posted a sack, a forced fumble and four passes defended. Third-year CB Davon House added a career-best 32 tackles, a sack, an interception and 13 passes defended under Whitt's guidance.

In 2012, with veteran Charles Woodson shifting to safety in the team's base defense and Shields and House both missing time due to injuries, Whitt was charged with preparing Hayward to contribute immediately. Hayward led all NFL rookies with six interceptions (tied for No. 5 overall), becoming the first Packer to lead the league's rookies in the category since Mike McKenzie in 1999. Hayward was named to the All-Rookie Team by *Pro Football Weekly*/PFWA, becoming the first Green Bay CB to be honored since the team was first selected in 1974, and finished third in voting for the NFL Defensive Rookie of the Year by *The Associated Press*.

Williams matched his career high with 24 passes defended in 2012, his fourth straight campaign with 20-plus under Whitt. Shields posted 16 passes defended in just 10 games and registered an INT in both of the Packers' playoff contests. Whitt's group helped the Packers post a league-high five games with less than 120 net passing yards allowed, the most by the team since it registered five in 1988.

In 2011, the Packers led the league in interceptions (31) for the second time in three seasons, and Green Bay was the only club to have three CBs each register four-plus INTs (Woodson, Williams, Shields). Green Bay posted 85 INTs from 2009-11, Whitt's first three seasons as cornerbacks coach. It marked the most by the Packers over a three-year period since 1943-45 (95 INTs) and the most by an NFL team since Minnesota and San Francisco each posted 86

INTs from 1986-88.

Woodson's seven INTs in 2011 tied him for the league lead as he earned his fourth straight Pro Bowl bid, the first Green Bay CB to do so since Herb Adderley (1963-67), as well as first-team All-Pro recognition from AP. Woodson also posted two sacks to become the first CB in franchise annals (since 1982) to register two-plus sacks in four consecutive seasons.

Under Whitt's tutelage in 2011, Williams recorded four INTs, his fourth straight season with four or more picks, the only non-drafted player in the NFL to accomplish that feat over that span. Shields also posted a career-best four INTs in the nickel-back role.

In 2010, Whitt's work with Williams culminated in his first Pro Bowl bid. Williams led the team in interceptions (a career-high six) and passes defended (23), and added three more INTs in the playoffs, which tied the franchise single-postseason record. Whitt also was instrumental in the rapid development of the rookie Shields, another undrafted prospect who became the team's nickel back by the season opener – despite playing the corner position only one season in college – and helped the Packers advance to the Super Bowl with two interceptions in the NFC title game at Chicago.

Woodson posted career highs in tackles (105) and forced fumbles (five) and earned a Pro Bowl bid and second-team All-Pro honors in 2010, when the Packers led the league in opponent passer rating (67.2) and finished second in INTs (24).

In 2009, Whitt was part of a staff that guided the Packers defense to a No. 2 overall ranking in the league, the highest ranking since the 1996 team finished as the No. 1 defense. Green Bay led the league with 40 takeaways and 30 interceptions, the first time the Packers led the league in INTs since 1965 (tied with Washington that season with 27).

Also in 2009, Woodson posted a career-high nine INTs as part of perhaps his finest all-around season on his way to earning NFL Defensive Player of the Year honors from AP as well as all-pro honors from virtually every publication. Then 33, Woodson became the oldest defensive back to win the player of the year award and just the fifth cornerback to earn the honor since the award's inception in 1971.

In Whitt's first season with the Packers in 2008, his duties included breaking down opponent game film and analyzing their offensive tendencies while also assisting with the defensive backs and special teams.

In 2007 with Atlanta, Whitt worked alongside veteran coach and former Packers defensive coordinator Emmitt Thomas in tutoring the Falcons' defensive backs.

During his time in Louisville, Whitt's recruiting efforts helped bring the program into national prominence as the Cardinals went 41-9 over that four-year stretch. After joining the staff in 2003, Whitt worked diligently to improve the Cardinals' recruiting efforts, and the program landed its first top-25 recruiting class in 2005.

On the field, he coached All-Big East first-team selection William Gay, who led the team with six interceptions and was a fifth-round draft pick of the Pittsburgh Steelers in 2007. Whitt also had a hand in helping safeties Kerry Rhodes (Jets/Cardinals) and Antoine Harris (Falcons) make it to the NFL.

Whitt broke into the collegiate coaching ranks in 2002 as wide receivers coach at The Citadel. In his only season there, the Bulldogs saw their passing output increase by 81.3 yards per game over 2001, averaging 219.8 yards in 2002. Under Whitt's guidance, all of the team's receivers produced career highs in 2002, most notably Scooter Johnson, who improved on his six catches for 104 yards as a junior to bring in 69 passes for 950 yards and seven touchdowns to earn first-team All-Southern Conference honors as a senior.

A native of Auburn, Ala., and a walk-on as a player at Auburn University, Whitt eventually earned a scholarship and played for a coaching staff that included his father, Joe Sr., a longtime assistant at the school.

Whitt worked his way into Auburn's rotation at wide receiver and contributed on special teams, battling several injuries along the way. After four shoulder surgeries and reconstructive knee surgery, he was granted a medical hardship waiver and became a student assistant at Auburn for two seasons, coaching alongside his dad.

Born July 19, 1978, Whitt graduated from Auburn in 2001 with a degree in communications. He and his wife, Ericka, have three children – a son, Joseph Barrington, and two daughters, Ava Jeneé and Zoë Jade.

PACKERS VS. DEFENDING WORLD CHAMPIONS, 1921-2016

VS. SUPER BOWL CHAMPION (7-15)

| | | |
|----------|---------------------|----------|
| 10/01/72 | Dallas Cowboys | W, 16-13 |
| 10/26/75 | Pittsburgh | L, 16-13 |
| 11/12/78 | Dallas Cowboys | L, 42-14 |
| 11/02/80 | at Pittsburgh | L, 22-20 |
| 10/17/83 | Washington | W, 48-47 |
| 09/22/86 | Chicago Bears | L, 25-12 |
| 11/23/86 | at Chicago Bears | L, 12-10 |
| 12/19/87 | at N.Y. Giants | L, 20-10 |
| 10/23/88 | Washington | L, 20-17 |
| 11/19/89 | at San Francisco | W, 21-17 |
| 11/04/90 | San Francisco | L, 24-20 |
| 10/03/93 | at Dallas Cowboys | L, 36-14 |
| 11/24/94 | at Dallas Cowboys | L, 42-31 |
| 11/18/96 | at Dallas Cowboys | L, 21-6 |
| 10/17/99 | at Denver | L, 31-10 |
| 10/14/01 | Baltimore Ravens | W, 31-23 |
| 10/13/02 | at New England | W, 28-10 |
| 11/16/03 | at Tampa Bay | W, 20-13 |
| 12/20/09 | at Pittsburgh | L, 37-36 |
| 11/25/12 | at N.Y. Giants | L, 38-10 |
| 10/13/13 | at Baltimore Ravens | W, 19-17 |
| 09/04/14 | at Seattle Seahawks | L, 36-16 |

VS. NFL CHAMPION (14-31-1)

| | | |
|----------|----------------------|----------|
| 10/10/26 | Chicago Cardinals | L, 13-7 |
| 11/30/26 | at Chicago Cardinals | W, 3-0 |
| 11/24/27 | at Frankford | W, 17-9 |
| 10/07/28 | N.Y. Giants | L, 6-0 |
| 11/18/28 | at N.Y. Giants | W, 7-0 |
| 12/01/29 | at Providence | W, 25-0 |
| 09/24/33 | Chicago Bears | L, 14-7 |
| 10/22/33 | at Chicago Bears | L, 10-7 |
| 09/23/34 | Chicago Bears | L, 24-10 |
| 10/28/34 | at Chicago Bears | L, 27-14 |
| 09/29/35 | N.Y. Giants | W, 16-7 |
| 10/18/36 | Detroit | W, 20-18 |
| 11/29/36 | at Detroit | W, 26-17 |
| 09/28/41 | Chicago Bears | L, 25-17 |
| 11/02/41 | at Chicago Bears | W, 16-14 |
| 09/27/42 | Chicago Bears | L, 44-28 |
| 11/15/42 | at Chicago Bears | L, 38-7 |
| 10/17/43 | Washington | L, 33-7 |
| 09/24/44 | Chicago Bears | W, 42-28 |
| 11/05/44 | at Chicago Bears | L, 21-0 |
| 10/06/46 | L.A. Rams | L, 21-17 |
| 12/08/46 | at L.A. Rams | L, 38-17 |
| 09/28/47 | Chicago Bears | W, 29-20 |
| 11/09/47 | at Chicago Bears | L, 20-17 |

| | | |
|----------|----------------------|----------|
| 10/10/48 | Chicago Cardinals | L, 17-7 |
| 12/05/48 | at Chicago Cardinals | L, 42-7 |
| 10/12/52 | L.A. Rams | L, 30-28 |
| 12/07/52 | at L.A. Rams | L, 45-27 |
| 11/15/53 | Detroit | L, 14-7 |
| 11/26/53 | at Detroit | L, 34-15 |
| 11/21/54 | Detroit | L, 21-17 |
| 11/25/54 | at Detroit | L, 28-24 |
| 10/23/55 | at Cleveland Browns | L, 41-10 |
| 11/04/56 | Cleveland Browns | L, 24-7 |
| 11/03/57 | N.Y. Giants | L, 31-17 |
| 10/05/58 | Detroit | T, 13-13 |
| 11/27/58 | at Detroit | L, 24-14 |
| 10/25/59 | at Baltimore Colts | L, 38-21 |
| 11/15/59 | Baltimore Colts | L, 28-24 |
| 10/09/60 | Baltimore Colts | W, 35-21 |
| 11/06/60 | at Baltimore Colts | L, 38-24 |
| 09/13/64 | Chicago Bears | W, 23-12 |
| 12/05/64 | at Chicago Bears | W, 17-3 |
| 11/09/69 | at Baltimore Colts | L, 14-6 |
| 10/04/70 | Minnesota | W, 13-10 |
| 11/22/70 | at Minnesota | L, 10-3 |

NOTE—regular season only



SAM SEALE

WEST REGIONAL SCOUT

Sam Seale, a nine-year NFL veteran as a player, heads into his 22nd season scouting college players for the Packers, his first post in player personnel. Promoted to West regional scout on May 23, 2012, Seale was hired July 22, 1995, and maintains primary focus on the West Coast region.

Seale was recognized as the NFC Scout of the Year at the Fritz Pollard Alliance Meeting, which took place during the 2017 NFL Scouting Combine.

Seale began his NFL playing career after being picked in the eighth round of the 1984 NFL Draft by the then-Los Angeles Raiders. After one year as a wide receiver (1984) and three seasons as a defensive back/kick returner (1985-87) for the Silver and Black, Seale headed south to play for the San Diego Chargers for the next four seasons (1988-91).

After becoming a full-time starter (at cornerback) for the first time in his pro career in 1989, Seale appeared in all 16 games for San Diego in both 1990 and '91. He then returned to the Los Angeles area in 1992 to play one additional season for the Raiders and appeared in one game with the then-Los Angeles Rams in 1993.

In 121 career games, Seale recorded 11 interceptions, returning one for a touchdown in 1985. He also scored once on a fumble recovery (in 1988 with San Diego).

A four-time letterman (1980-83) as a running back for Western State College (Colo.), Seale averaged 5.3 yards per carry as a collegian while leading the team twice both in rushing and receiving. He also earned NAIA All-America honors in track, competing in the 60-, 100- and 200-meter events. The political science major was an All-Rocky Mountain Athletic Conference pick two seasons in football and four times in track. Seale was inducted into the Western State College Hall of Fame in 2002.

While attending Orange (N.J.) High School, Seale was an all-state performer in football his senior year and in track as a junior and senior. He earned four letters as a running back/defensive back for the football team while also lettering twice in track as a sprinter.

He and his wife, Elizabeth, reside in San Diego and have two sons, Ricky (Sam Jr.), 25, and Samir, 23, and a daughter, Shi-Ann, 18. Ricky is the all-time leading rusher in San Diego prep history and was a four-year letterman (2011-14) at Stanford University.



CHAD BRINKER

PRO SCOUT

Chad Brinker enters his eighth season with the Packers' pro personnel department after joining the team Jan. 31, 2010. He was promoted May 23, 2012, after two seasons as a scouting assistant. In his role as a pro scout, Brinker assists player personnel in various areas, including evaluating both college and professional players, advance scouting of upcoming opponents, in-season tryouts, and attending college pro days.

Brinker originally entered the NFL in 2003 as an undrafted free agent out of Ohio University with the New York Jets. He scored two touchdowns in preseason play before being waived in the team's final roster reduction. Brinker was re-signed by the Jets following the '03 season and was allocated to NFL Europe. He lined up at running back for the Cologne Centurions during the 2004 season before suffering a concussion in his third contest. Brinker was placed on injured reserve and was later released by the Jets.

Brinker was a four-year starter and two-time All-Mid-American Conference selection at running back for the Ohio Bobcats. As a senior, he ran for a career-best 1,099 yards and remains Ohio's sixth all-time leading rusher with 2,826 career yards. His 30 total touchdowns rank third in school history, and he also remains near the top in nearly every rushing category despite missing seven games as a junior after having an arachnoid cyst removed from his skull.

Brinker also competed in track for the Bobcats, running the 60-meter indoor and 100-meter outdoor. He received a specialized-studies degree in exercise science as an undergraduate at Ohio and earned a master's degree in sports administration from his alma mater.

Following his football career, Brinker entered the business world, working for Merck as a pharmaceutical sales representative and then later as an account manager for Stryker Medical. His passion for football never left him as he remained close to the game by also serving as the radio color analyst for Ohio University football from 2006-08. During the 2009 season, he was an assistant football coach at Westerville Central High School in Columbus, Ohio, coaching running backs and defensive backs.

A four-year letterman at Martins Ferry (Ohio) High School, Brinker was a finalist for the Mr. Ohio Football Award and a *USA Today* All-American. He twice earned first-team all-state honors and also lettered multiple times in basketball, baseball and track.

Brinker resides in Green Bay with his wife, Rachelle, and their three daughters, Madison, 5, Kennedy, 2, and Abigail, 1.



RICHMOND WILLIAMS

PRO SCOUT

Richmond Williams enters his 10th year with the Packers in 2017 and first as a pro scout. Named to his new position in June 2017, Williams worked as a college scout for the past five seasons. He previously served as the team's National Football Scouting representative to the annual NFL Scouting Combine and authored evaluations of all prospective seniors in the Southwest region. Williams spent the 2007 training camp as a scouting intern with the Packers.

Also in 2007, Williams volunteered as an assistant in the football office at his alma mater, the University of Iowa. His duties included helping coaches plan their recruiting trips and breaking down defensive game film.

Prior to working in the football office, Williams lettered two years as a cornerback for Iowa, where he was teammates with former Packers DT Colin Cole. He earned the Iowa "Team Leader" award all four years of his career, given by the coaching staff to the player who made high contribu-

tions on scout and special teams during weekly preparation. In 2006, Williams earned a B.A. in economics, as well as a certificate of entrepreneurship.

Williams was a two-sport athlete in football and track and field at North Augusta (S.C.) High School. He played cornerback and wide receiver, and was a state-champion long jumper as a senior, also participating in the 4x100-meter relay. Williams was named to the Who's Who in Scholar Student-Athletes in 2001, and was named North Augusta's Star Student-Athlete of the Week.

Williams has stayed active in the community by coaching a Little League football team, reading to elementary-school students, and working at a literacy summer camp. Nicknamed "Richey," Williams resides in Dallas, Texas.



LUKE BENUSKA

PRO SCOUT

Luke Benuska enters his second season in the Packers' pro personnel department and first as a pro scout after being promoted in June 2017. Benuska (ben-EW-ska) previously served as a scouting intern in the personnel department during the 2016 season.

Prior to joining the Packers, Benuska worked in the football recruiting office at his alma mater, Texas Christian University, in 2016.

Benuska played collegiately at TCU, where he saw action in 22 games and was a two-year letterman (2014-15) at offensive tackle. He appeared in all 13 games for the No. 11-ranked Horned Frogs as a senior in 2015, when the program rallied from a 31-point deficit to win in triple overtime, 47-41, against Oregon in the Alamo Bowl.

On the year, Benuska aided an offensive line that paved the way for second-team All-Big 12 QB Trevone Boykin to register 3,575 passing yards, the second most in program history. TCU's offensive unit was one of the conference's most efficient during his senior season, with 4,976 total yards (1,933 rushing, 3,043 passing) on 745 plays (6.7 avg.).

Benuska lettered for the first time in his career as a junior in 2014, appearing in six contests on the offensive line. The No. 6-ranked Horned Frogs were ultimately crowned Chick-fil-A Peach Bowl champions in the largest margin of victory in CFA Peach Bowl history, 42-3, over No. 9 Ole Miss.

Benuska saw game action for the first time as a sophomore in 2013, playing on special teams in four contests.

Born May 26, 1993, Benuska earned a B.B.A. in entrepreneurial management from TCU in 2015, and is a native of San Marino, Calif. While attending San Marino High School, he lettered three times as a tight end on the football team. Benuska also played volleyball and basketball, both of which he lettered in twice.

One of three children, Benuska has two sisters, Kate and Ellie, who work in data analysis for Southwest Airlines and fashion illustration, respectively.

Benuska is single and resides in Green Bay.



ALONZO DOTSON

COLLEGE SCOUT

Alonzo Dotson enters his fifth season with the Packers' player personnel department in 2017. He joined the organization on Feb. 18, 2013, as a college scout.

Dotson came to Green Bay from the University of Houston, where he worked with defensive quality control. For two seasons, he was responsible for assisting the defensive staff with administrative duties, working with the defensive line and linebackers, coordinating the offensive scout team, identifying opposing personnel packages and directly assisting the defensive coordinator/linebackers coach.

During his two-year tenure, the Cougars finished 18-8, including a perfect 12-0 regular season in 2011. Houston went on to defeat Penn State in the TicketCity Bowl, finishing the year with 13 wins, the most in school history.

In 2012, Dotson helped the Cougars defense finish second in Conference USA in turnovers (31), interceptions (19) and sacks (36) and fourth in pass defense efficiency (125.3). He worked with the linebackers group that included senior Phillip Steward, a 2012 first-team All-Conference USA selection, who was with the St. Louis Rams during the 2014 preseason. Steward finished ninth in the country with 128 tackles and 10th nationally with 19½ tackles for a loss.

Dotson began his post-football career by working as an assistant under Texas High School Coaches Association

Hall of Honor head coach Ray Seals at Houston Madison High School for two seasons. Dotson helped defensive lineman William Moore become a finalist for the Touchdown Club of Houston Defensive Player of the Year and earn a scholarship to the University of Houston.

Dotson played collegiately at Oklahoma (2004-07), where he was a member of four BCS Bowl teams and three Big 12 champion squads. As a senior, Dotson played in all 14 games and recorded 20 tackles (16 solo), two sacks, seven QB hurries, two forced fumbles and a fumble recovery as the Sooners defeated Missouri in the Big 12 championship and earned a bid to the Fiesta Bowl. He finished his career with 29 tackles (23 solo) and four sacks in 25 games played.

Dotson earned a degree in sociology and a minor in African-American studies from Oklahoma.

Dotson attended Alief Hastings High School in Houston. As a senior, he led his team to the state playoffs, recorded 114 tackles and 12 sacks, and earned Player of the Year honors from the *Houston Chronicle*.

Dotson is single and resides in Green Bay. His uncle, Santana Dotson, was a 10-year NFL veteran who played six seasons for the Packers and was a member of the Super Bowl XXXI championship team. His grandfather, Alphonse Dotson, was a second-round selection by Green Bay in the 1965 NFL Draft and played four years in the American Football League.



JOE HUEBER

COLLEGE SCOUT

Joe Hueber enters his third season with the Packers and his first as a college scout after being promoted in June 2017. Hueber previously served as a scouting assistant (2015-16) for

the team's personnel department.

Prior to joining the Packers, Hueber was a recruiting assistant for the University of Pittsburgh's football program for three seasons (2012-14). While at Pitt, Hueber's contributions to the Panthers' daily recruiting efforts helped the program see a rise in impressive young talent. In his first season with Pitt, the program boasted a 27-player recruiting class that was ranked 20th nationally and third in the ACC by Scout.com.

Hueber followed up a successful first season with a 2013 recruiting class that contained 12 true freshmen who saw immediate playing time, including seven players who made at least one start during the regular season. The freshmen class also featured players who led the team in eight different statistical categories.

Before joining the Panthers, Hueber gathered valuable experience at his alma mater, the University of Minnesota, where he assisted the program in its evaluation and recruitment process while earning his B.A. in sports management in 2010.

Hueber also served as an undergraduate recruiting assistant for the University of Iowa, where he began his college education.

A native of Madison, Wis., Hueber is a graduate of Madison Memorial High School. He is the son of Jim Hueber, a former University of Wisconsin running backs coach (1992-94) and offensive line coach (1995-2005). With more than four decades of coaching experience, his father has been on staff at the University of Cincinnati (1974), Dodge City Community College (1975-78), Wichita State (1979-80), Temple (1981-82), Memphis State (1983), Minnesota (1984-91) and Pitt (2012-14). He also has NFL experience, assisting with the offensive line for the Minnesota Vikings from 2006-10.

Born May 28, 1988, in St. Louis Park, Minn., Hueber is single and resides in Green Bay.



MATT MALASPINA

COLLEGE SCOUT

Matt Malaspina (mal-eh-SPEEN-ah) enters his 20th NFL season and his first with the Packers in 2017. He joined the Packers as a college scout on Feb. 8, 2017, after spending 12 seasons (2005-16) with the San Francisco 49ers.

Malaspina finished his tenure with San Francisco as the team's director of college scouting for four seasons (2013-16). He oversaw the daily operations of the college scouting department and the staff. For the three years (2010-12) prior, Malaspina was a national scout, primarily serving in the Southeast region. He also assisted the department by cross-checking the top prospects in college football.

For five seasons (2000-04), Malaspina worked under Ted Thompson in Seattle, serving as an area scout for the Seahawks. While in Seattle, he covered the Northeast and Southeast regions. Malaspina spent the 1999 season evaluating college prospects from the Southeast region for the Carolina Panthers. He also spent 1998 with National Football Scouting.

Malaspina was a coach as well, serving as an offensive assistant at Jacksonville University from 1997-98. His first college coaching position was with Central Florida, his alma mater, in 1997. Malaspina graduated from Central Florida in 1993, playing center for the Knights. Before returning to coach for the Knights, Malaspina played center in the Canadian Football League for the Shreveport Pirates in 1994 and participated in training camp in 1995.



MIKE OWEN

COLLEGE SCOUT

Mike Owen enters his sixth season with the Packers' player personnel department and third as the Northeast area scout in 2017. He joined the team on May 23, 2012, as a college scout.

Prior to joining the Packers, Owen spent two seasons as an assistant coach at his alma mater, Riverhead (N.Y.) High School, where he coached the tight ends and helped with the linebackers. He was a four-year letterman (2006-09) at Syracuse University, where he played tight end, defensive end and linebacker during his career. Elected a team captain as a senior, Owen finished his career with 36 receptions for 319 yards (8.9 avg.) and three touchdowns.

Owen played in all 12 games with 10 starts as a senior in '09 and hauled in 12 passes for 93 yards (7.8 avg.) and a TD. As a junior, he started 11 contests and ranked No. 2 on the team with 19 catches for 175 yards (9.2 avg.) and two TDs. He recorded single-game career highs for receptions (five), receiving yards (59) and receiving TDs (two) vs. Akron that season.

Owen moved to tight end prior to the 2007 season after having switched to defensive end from linebacker before the '06 campaign. He posted a career-best three tackles on special teams vs. Louisville in 2007. Owen earned a degree in child and family studies at Syracuse.

At Riverhead (N.Y.) High, Owen was ranked the No. 18 outside linebacker in the nation by Tom Lemming on ESPN.com. He was also rated the No. 9 prospect in New York by Rivals.com and the 12th-best prospect in the state by SuperPrep. Owen played in the 2005 Governor's Bowl, an all-star game featuring the top prospects from New York and New Jersey.

As a senior in 2004, Owen recorded 51 tackles, two sacks and an interception despite battling through an elbow injury throughout the season. As a junior, he posted 113 tackles and a fumble recovery on his way to being named all-county and second-team All-Long Island. Owen was named the team MVP as a junior and earned the 2004 Pat Kelly Award for overcoming serious injury. He also won the Carl Smith Award in '03 for outstanding achievement in academics and athletics.

Owen is recently married. He and his wife, Mandee Jo, reside in Riverhead, N.Y.

PLAYER PERSONNEL

COMMUNITY

PLAYER PERSONNEL

VETERANS

DRAFT & FREE AGENTS

2016 REVIEW

RECORDS & HISTORY

LAMBEAU FIELD

MISC.



CHARLIE PEPRAH

COLLEGE SCOUT

A seven-year NFL veteran as a player, Charlie Peprah enters his second season with the Packers' player personnel department and first as a college scout in 2017. He joined the team in an

official capacity on June 16, 2016, as a scouting assistant before being promoted to his current post in June 2017. Peprah also serves as the team's National Football Scouting representative to the annual NFL Scouting Combine.

A former Packers safety, Peprah first entered the NFL ranks as a fifth-round selection (No. 158 overall) by the N.Y. Giants in the 2006 NFL Draft before he was claimed off waivers by Green Bay on September 3, 2006. After three years (2006-08) with the Packers, Peprah had a short stint in Atlanta (2009) before returning to Green Bay for the 2010 and 2011 seasons. He finished his career with the Dallas Cowboys in 2012.

During his first three years with the Packers, Peprah played primarily on special teams, totaling 22 coverage stops and forcing two fumbles on kickoff returns. He also recorded 10 tackles (eight solo) on defense in 37 regular-season games played (one start) from 2006-08.

Upon his return to Green Bay in 2010, Peprah played in 14 games with 11 starts and appeared in all four postseason contests with two starts. He registered 64 tackles (50 solo), seven passes defended and two interceptions. Peprah also topped the secondary with 26 tackles (23 solo) in the post-season that year, 10 of which (nine solo) led the defense in the Super Bowl XLV win over Pittsburgh.

Peprah's strongest season came in 2011 when he started a career-high 14 games and made the start in the team's lone postseason contest. His 96 tackles (80 solo), 14 pass breakups, five interceptions (one returned for a TD) and forced fumble on defense were all single-season career highs. Peprah ranked No. 4 in the NFL in 2011 with 147 yards on interception returns.

For his NFL career (2006-12), Peprah totaled 191 tackles (147 solo), 25 passes defended and eight interceptions in 74 games (27 starts).

Collegately, Peprah played in 50 games with 45 starts in his four-year career at Alabama. He finished his time with the Crimson Tide with 210 tackles (163 solo), 24 passes defended, nine interceptions (two returned for TDs), five fumble recoveries and four forced fumbles.

Peprah holds a B.S. in business with a concentration in marketing from Alabama.

Peprah was born Feb. 24, 1983, in Fort Worth, Texas. His grandfather, I.K. Acheampong, was a former head of state of the West African republic of Ghana, who came to power in a coup d'etat in 1972, ruled until 1977 and was executed in a revolution in 1979. The series of events prompted Charlie's parents to emigrate first to Europe and then to the United States, where his father began attending school at Texas Christian University in Fort Worth, Texas.

Peprah's older brother, Kwabena, was a linebacker at Wyoming, while his younger brother, Josh, was a linebacker at Wisconsin.

Peprah currently lives in Dallas, Texas, with his wife, Kassi.



CHARLES WALLS

COLLEGE SCOUT

Charles Walls enters his fifth season with the Packers in 2017 and third as a college scout. Promoted in May 2015, Walls previously served as the team's scouting assistant during the

2014 season after originally joining Green Bay in 2013 as a scouting intern. Walls previously served as the team's National Football Scouting representative to the annual NFL Scouting Combine.

Prior to joining the Packers, Walls served as a defensive graduate assistant coach in 2012 at his alma mater, Old Dominion University, working primarily with the Monarchs' defensive backs and defensive line. He also assisted with recruiting and broke down film for a Monarchs team that finished first in the Colonial Athletic Association with an 11-2 record. Prior to becoming a graduate assistant, Walls was the assistant running backs coach during the 2011 season and the assistant offensive line and tight ends coach during the 2010 season while serving as a student assistant. He was also chosen to participate in the 2010 NCAA Leadership Conference in Orlando, Fla.

A member of the Monarchs roster for Old Dominion's inaugural season in 2009, he moved to the sidelines after an injury cut short his playing career. Walls appeared in ODU's first two games in 2009, making appearances as an offensive lineman.

Walls graduated cum laude from Old Dominion with a B.A. in sports management and received the Colonial Athletic Association Commissioner's Award in 2011 in recognition of his academic success. He is currently pursuing a master's degree in public administration from Old Dominion.

Walls joined the Monarchs from nearby Tallwood High School in Virginia Beach, Va. where he was a second-team All-Beach District honoree in 2006 and 2007. At Tallwood, Walls recorded 23 pancake blocks in seven games as a senior and 32 during his junior year.

Walls gained additional professional experience during the summer of 2013 while serving as a constituent-service intern at the U.S. Congressional office of Randy Forbes. Walls helped manage the district office's federal cases and acted as a liaison between district constituents and Congressman Forbes. He also co-chaired a community initiative targeting youth involvement in public service.

Walls currently resides in Grand Chute, Wis., with his wife, Viktoria.



DANNY MOCK

COLLEGE SCOUTING COORDINATOR

Now enjoying his 21st season with the Packers and 38th in the NFL, Danny Mock is responsible for a variety of scouting services as the team's college scouting coordinator. Mock's duties include

tracking Green Bay's scouts who scour the country looking for players, coordinating all-star, combine and draft meetings and heading up the computer operations for the team's annual draft preparations.

Mock gained his first NFL experience as a member of the Atlanta Falcons' grounds crew from 1980-85. In addition to his duties on the field, Mock served as a film assistant from 1983-86. Following three seasons in the film department, the NFL moved to video and Mock was promoted to assistant video director by the Falcons in 1986.

After serving two years in that capacity, Mock turned to the player personnel side of football. For the following nine seasons (1988-96), he acted as the administrative assistant in the Falcons' player personnel department.

Having lived in the South his entire life, Mock headed north when he was named the Packers' college scouting coordinator on June 28, 1997, by then-Executive Vice President/General Manager Ron Wolf.

Mock attended Abraham Baldwin Agricultural College (1981-82) in Tifton, Ga., majoring in turf management and business.

Mock had earlier attended Gilbert (Ariz.) High School while growing up in the Phoenix area. He graduated from Duluth (Ga.) High School, where he lettered three times for the basketball team. During his sophomore basketball season, Mock was a teammate of 1980 Heisman Trophy winner George Rogers, who later would go on to star in football at the University of South Carolina and play seven seasons in the NFL. Mock also was elected team captain in basketball for his senior season, leading the school to the state quarterfinals.

Mock is a member of the National Football Foundation and the Wisconsin Football Coaches Association (WFCA), acting as the Packers' liaison to the latter organization. He was honored by the WFCA in 2008, when he was awarded the Dave McClain Distinguished Service Award for his outstanding service to football in Wisconsin and again in 2011 as an inductee into the WFCA Hall of Fame. On Friday nights, he serves as the video cameraman for the De Pere High School football team.

Mock is a fan of local sports teams, including the University of Wisconsin-Green Bay women's and men's basketball teams, and the Milwaukee Brewers. He also follows the Atlanta Braves.

Mock has two daughters, Elizabeth, 27, and Sarah, 24, and resides in De Pere, Wis.



RED BATTY

EQUIPMENT MANAGER

A veteran in his area of expertise, Gordon "Red" Batty is in his 24th season as equipment manager of the Green Bay Packers.

Batty is responsible for properly outfitting players with the safest and most advanced equipment, as well as ordering and maintaining all of the team's equipment and sideline apparel. Immediately prior to joining the Packers, he had spent 13 seasons (1981-93) in the same position with the then-Houston Oilers.

A 58-year-old native of Montreal, Batty remarkably is in his 45th season in the equipment field. He began his career in 1973 at age 14 as a ball boy for the Montreal Alouettes of the Canadian Football League. Six years later, he was elevated to the position of equipment manager for the Alouettes. During Batty's tenure in Montreal, the Alouettes won two Grey Cups (1974 and '77).

Batty subsequently joined the Oilers in June 1981, in the process becoming the NFL's youngest equipment manager at age 22. He also purports to be the first native-born Canadian to garner both a Grey Cup and Super Bowl ring, and he now has two of each, the latter distinction earned when the Packers captured Super Bowls XXXI and XLV with Batty in charge of the team's equipment. He also worked his fifth Pro Bowl following the 2015 season.

Upon being named to the Packers' staff on Jan. 24, 1994, Batty became only the fifth person in club history to hold the title of equipment manager. Batty (pronounced BATT-ee) was born Nov. 18, 1958, in Montreal and has two children, a daughter, Chelsea, 26, and a son, Cameron, 21.

Batty has served as the equipment coordinator for what is now known as the NFL Players Rookie Premiere pre-season event for the past 24 years (since 1994). Batty is given the duty of communicating with each rookie invitee's team equipment manager to secure equipment and jerseys utilized for trading-card photo shoots.

A devout hockey fan, Batty has also worked several NHL Winter Classic and Stadium Series outdoor games, and the Wayne Gretzky Fantasy Camp each year since 2011.



BRYAN ENGEL

HEAD ATHLETIC TRAINER

Now entering his 21st season overall with the Packers, Bryan Engel begins his third season as head athletic trainer after serving as assistant athletic trainer from 1999-2014. He first joined the Packers as a seasonal assistant/intern in the athletic training department in 1997. In his current role, Engel oversees the team's medical care on a daily basis.

Engel was a member of the Packers' athletic training staff that was honored by its peers with the NFL Athletic Training Staff of the Year award in 2011. He also was named the Tim Davey NFC Assistant Athletic Trainer of the Year in 2013.

Professionally, Engel has served on the executive committee of the Professional Football Athletic Trainers Society (PFATS) as an NFC assistant representative. He currently serves as the PFATS Foundation president after having served as the director of internal education and as a member of the PFATS advocacy committee.

Engel also spent time on the athletic training staff of the New England Patriots as a seasonal assistant/intern (1996-97) and training-camp intern (1995).

Engel earned his B.S. degree in kinesiology with an emphasis in athletic training from the University of Illinois in 1998. In addition to his degree, Engel is a certified athletic trainer and a member of the National Athletic Trainers Association. He also holds certification as a corrective exercise specialist and performance enhancement specialist from the National Academy of Sports Medicine and is certified in the functional movement screen.

Born Bryan Eric Engel on August 24, 1974, in Hanover Park, Ill., he is married to Jennifer, with whom he has three sons, Drew, 17, Ryan, 15, and Evan, 13.

Diagnosed in 2010, Evan lives with Type 1 diabetes. Engel and his wife are both active volunteers for the JDRF, with Jennifer serving on the board of directors as the advocacy team chair for the Northeast Wisconsin Chapter. Evan was selected as a delegate for the 2017 JDRF Children's Congress and will go to Washington D.C., to meet with members of Congress on Capitol Hill.



PEPPER BURRUSS

DIRECTOR OF SPORTS MEDICINE ADMINISTRATION

One of the more visible people in the organization, Pepper Burruss embarks upon his 25th season with the Packers and his 41st in the NFL overall, which is the second-longest tenure

among NFL medical staff behind only Denver's Steve Antopulos (42 years). Burruss, a certified athletic trainer and physical therapist, enters his third season as director of sports medicine administration after 22 years as the head athletic trainer. He joined Green Bay in 1993 following 16 seasons with the New York Jets as an assistant athletic trainer.

The 63-year-old Burruss was hired by the Jets in 1977 after receiving his B.S. degree in physical therapy from Northwestern University Medical School. One year earlier, he had graduated with honors from Purdue University, where he earned a B.A. in health and safety education. At Purdue, Burruss was fortunate to be a student trainer working under a legend in the field, the late William "Pinky" Newell.

Burruss has won several awards during his NFL tenure. Most recently, he earned the NFL Physicians Society's Outstanding NFL Athletic Trainer award for the 2012 season at the annual NFL Scouting Combine.

The Packers' athletic training staff was honored by its peers with the NFL Athletic Training Staff of the Year award in 2011. It was the second time Burruss had won the award; the first came as a member of the Jets' athletic training staff in 1985. Burruss' Jets staff also was honored at the Nation-

al Athletic Trainers Association (NATA) clinical symposium in 1994 by former Jets defensive lineman Dennis Byrd, who credited the team's emergency care as a contributing factor in his miraculous recovery from quadriplegia. Byrd had suffered a fractured neck after an on-field collision in a 1992 game against Kansas City at the Meadowlands.


Burruss has been involved in multiple head, neck and spinal-care initiatives. In 2010, he was chosen by the NFL to represent the Professional Football Athletic Trainers Society (PFATS) on the league's Head, Neck and Spine Medical Committee, which led to his subsequent serving on both the Equipment Standards and Return to Play Criterion subcommittees.

Professionally, Burruss has served two terms on the executive committee of the PFATS, first as an AFC assistant athletic trainer representative, then as the NFC head athletic trainer representative.

A product of Wappingers Falls, N.Y., where he attended Ketcham High School, Burruss was inducted into the school's hall of fame in 2000, and in 2011, he was also inducted into the Wisconsin Athletic Trainers Association (WATA) Hall of Fame.

Born Thomas Pepper Burruss on April 15, 1954, in Beacon, N.Y., he is married to Nancy, with whom he has a son, Shane, 28, and a daughter, Christina, 23.

Also a medical practitioner, Nancy has her Ph.D. from Indiana University and is the Dean of Student Services at Bellin College in Green Bay, where she is also the director of the undergraduate nursing program.



CHRIS GIZZI

STRENGTH AND CONDITIONING ASSISTANT

Hired February 7, 2014, Chris Gizzi begins his fourth season as a strength and conditioning assistant with the Packers. His primary duties include designing, organizing and implementing strength and conditioning programs as well as speed and agility sessions, and providing recovery strategies and workload-management guidance.

Prior to coming to Green Bay, Gizzi spent the 2013 season as an assistant football strength and conditioning coach for the University of North Carolina. Before joining the Tar Heels at the start of the college football season, Gizzi served as a strength and conditioning intern with the Packers during the 2013 offseason and training camp.

As a player, Gizzi entered the NFL as an undrafted free agent with the Denver Broncos in 1998. A 1997 graduate of the Air Force Academy, the linebacker participated in the Broncos' offseason activities in '98 and '99, but spent both seasons on the reserve/military list while honoring his commitment to the United States military.

Upon completing his military duty in 2000, Gizzi returned to the Broncos and played in all four preseason contests before he was released by the team in the final roster reduction. Gizzi was acquired by the Packers off waivers on the eve of the 2000 regular season and spent time on both the 53-man roster and the practice squad during his first season with the club. The first-year linebacker played in 11 games and ranked fifth on the club with eight special teams tackles.

Gizzi returned to the Packers in 2001 and played in 12 games, making the first and only start of his career in Week 3 at Carolina. Gizzi tallied four tackles (three solo) in the 28-7 win over the Panthers and finished the season with nine tackles (six solo), before he was placed on injured reserve in Week 15.

A two-year starter and three-time letterwinner (1994, 1996-97) at Air Force, Gizzi played in 38 games for the Falcons, finishing his career with 342 tackles (155 solo), including 26 for a loss, and 10 sacks. The standout defender earned back-to-back Western Athletic Conference Defensive Player of the Year awards in 1996-97, becoming only the second player in the Academy's history to do so.

The 42-year-old Gizzi holds a B.S. in psychology from Air Force and an M.S. in human performance and injury prevention from California University (Pa.). He is currently working on a doctorate degree through A.T. Still University. Gizzi is also certified as a Sports Performance Coach by USA Weightlifting, a Certified Strength and Conditioning Specialist by the National Strength and Conditioning Association, and a Performance-Enhancement and Corrective-Exercise Specialist by the National Academy of Sports Medicine.

With a strong interest in entrepreneurship, Gizzi has embarked on a number of business ventures, each of which reflects his passion for health, conditioning and athlete performance. In 2004, Gizzi and his brother co-founded Zone-Ready, an online digital platform which serves as a surrogate training resource for athletic departments that do not have in-house strength and conditioning programs. Gizzi and his wife, Jennifer, opened their first juice and smoothie shop, Formula Fresh, in 2013. Currently, they have four locations along the Florida Panhandle that serve local residents and seasonal tourists. Their future plans are to franchise the Formula Fresh brand and distribute their cold-pressed juices and organic beverages across the country.

Gizzi was born March 8, 1975, in Cleveland, Ohio, and currently resides in Green Bay. He and Jennifer have two daughters, Alice, 6, and Abigail, 2, and two sons, A.J., 4, and Atticus, an infant.



MIKE HALBACH

DIRECTOR OF FOOTBALL TECHNOLOGY

Now entering his 14th season with the Packers, Mike Halbach begins his third season as the team's director of football technology after serving as manager of football technology in 2014.

He first joined the Packers as a video intern in 2004 before working as a video assistant from 2005-14.

In his current role, Halbach oversees the team's efforts in football analytics, the development and administration of football information systems, and guides technical decisions that impact football operations. He was instrumental in the Packers' transition from paper to digital playbooks and from standard- to high-definition video.

Halbach graduated summa cum laude from the University of Wisconsin-Green Bay in 2005 with a B.S. degree in communication processes with an emphasis in electronic media. He also earned a B.A. degree in communication and the arts with a minor in corporate communication.

A Wisconsin native, the 34-year old Halbach grew up on a family dairy farm in Hilbert, Wis. Married to Stephanie, the couple has three sons and a daughter.



THADEUS JACKSON

STRENGTH AND CONDITIONING ASSISTANT

Hired in advance of the team's offseason training program in 2010 as strength and conditioning assistant, Thadeus Jackson enters his eighth season with the Packers. His primary duties

include designing, organizing and executing strength and conditioning procedures, as well as assisting with practice and the defensive staff on gamedays.

Prior to coming to the Packers, Jackson spent 2009 as the head strength and conditioning coach at Hinds Community College (Raymond, Miss.), the same school where he started his career. He developed all strength and conditioning and speed programs for the football team, and also assisted with the on-field coaching of the wide receivers.

Jackson started his career in sports at Hinds as a student athletic trainer from 2000-2001, working with the football, baseball, track and field, and basketball teams. He also assisted with the strength and conditioning program, specifically offseason workouts. During his first stint at Hinds, he worked with future Iowa quarterback and 2002 Heisman Trophy runner-up Brad Banks.

Following the completion of his associate's degree at Hinds, Jackson moved on to the University of Alabama, where he served as a student athletic trainer from 2002-05. In 2005, he was hired as a strength and conditioning assistant at Alabama, spending the majority of his time with the football program. During his time at the school, Jackson worked with numerous future NFL players, including

DeMeco Ryans (Houston/Philadelphia) and former Packers safety Charlie Peprah, who is currently works in the personnel department with the team.

While still working at Alabama, Jackson got his first NFL experience, serving as an athletic training intern for the New England Patriots during the team's 2003 training camp.

Jackson left Alabama in 2007 to serve as a manager and training coordinator at Young Champions Academy in Waco, Texas. He developed and coordinated programs designed to teach children basic coordination, movement and sports-specific skills. He also made staff schedules, gave tours and assisted in marketing and advertising for the academy.

The 37-year-old Jackson holds a B.S. in science from the University of Alabama and recently completed his M.S. in exercise science and performance enhancement from California University (Pa.). He is also certified as a sports performance coach by USA Weightlifting (Level 1 Sport Performance) and recently attained his NASM (National Academy of Sports Medicine) performance enhancement specialist certification and The NASE Inc. (The National Association of Speed & Explosion Inc.) speed and explosive specialist certification.

Jackson attended New Hope High School in Columbus, Miss., starting three years and earning two letters as a defensive back. He was named team captain as a senior. Born Sept. 1, 1980, in Columbus, Miss., Jackson is single and resides in De Pere, Wis.



CHRIS KIRBY

VIDEO DIRECTOR

Now in his 26th season overall with the Packers, Chris Kirby enters his fourth season as the team's video director.

Kirby joined the Packers as an intern in 1992 before being hired full time as a video assistant in January 1993. He served in that capacity until he was promoted to assistant video director in 2001.

In his current position, Kirby oversees the various department processes that provide coaches, scouts and players with the video content and tools necessary in talent acquisition, training and self and opponent scouting. In addition, he also produces numerous motivational and highlight videos for the team.

Over the past two decades, Kirby successfully helped the Packers transition through three major format and software upgrades to NFL video – analog tape to digital tape, digital tape to non-linear SD, and network SD to full HD.

Today, the video department manages content on various video networks, allowing the players and coaches to watch film anywhere on their iPads, laptops and other mobile devices.

In addition to two decades of NFL games, Kirby also has shot numerous postseason games, including the 2001 Senior Bowl, the 2005 Cactus Bowl, the 2008, 2012, 2013 and 2016 Pro Bowls, and Super Bowls XXXI and XLV.

Born June 8, 1965, at Tachikawa Air Base in Japan, Kirby earned a B.S. in communications (radio/television/film) from the University of Wisconsin Oshkosh. He and his wife, Beth, reside in De Pere with their three boys, Mason, Landon and Brennan.



MATT KLEIN

FOOTBALL ADMINISTRATION COORDINATOR

Entering his 19th season with the Green Bay Packers, Matt Klein begins his 12th as football administration coordinator. Named to the position by Head Coach Mike McCarthy in January

2006, Klein, 41, previously served as assistant director of football administration. He originally joined the Packers as administrative assistant/football in 1999, when he first worked with McCarthy, who was then serving as the team's quarterbacks coach.

Klein is responsible for coordinating all facets of the team's daily operations, including the coaching staff's schedule. He serves as a point of communication in administering every Packers practice and team function, including offseason minicamps, organized team activities and the annual training camp. Additionally, Klein serves as the coaching staff's liaison on all matters relating to the athletic training, equipment, public relations, video and football technology departments.

Klein's responsibilities also include arranging team travel for the club's home and away games, coordinating air and ground transportation and securing hotel accommodations for the team, coaching staff and traveling support-staff members. In 2010, he served as part of a group of team staffers that helped plan the arrangements needed to move the organization's operations to North Texas for the week leading up to Super Bowl XLV.

Born Aug. 29, 1976, in Clintonville, Wis., Klein spent five seasons working with Barry Alvarez's football staff at the University of Wisconsin. He contributed to a program that earned berths in four bowls, including a victory in the Rose Bowl after the '98 season.

Klein left school early to accept a position with the Packers in 1999. He completed his coursework at the University of Wisconsin-Green Bay and earned his bachelor's degree in marketing, with a minor in economics.

Klein and his wife, Leah, live in Green Bay with their two sons, Nathan, 15, and Owen, 12.



ADAM KORZUN

DIRECTOR OF PERFORMANCE NUTRITION

Hired in July 2014 for this newly created role with the team, Adam Korzun enters his fourth season as the director of performance nutrition with the Packers. He oversees all aspects

of player nutrition, hydration and supplementation.

The 36-year-old Korzun came to Green Bay after serving as the director of sports nutrition for the University of Oregon athletic department since August 2012, where he oversaw sports nutrition for all of the school's teams and athletes. Korzun was responsible for planning and creating an athlete training table operated independently by the athletic department. Under his direction, participation in the Ducks' training-table meals increased from three teams to 15 teams in just one year, and served more than 800 meals per day.

Early in his career, Korzun worked in different roles for Four Seasons Hotel-Boston (2000-02), Legal Seafoods (2001-07), Boston Medical Center (2004-06) and SNAP (Smart Nutrition Application and Practice) (2006-07).

In 2007, he started working as a sport dietitian for the United States Olympic Committee and implemented a performance-nutrition platform into training tables at several U.S. Olympic training centers. He also provided individual and team nutrition counseling and testing for athletes across all sporting disciplines while traveling domestically and internationally as part of the Olympic delegation.

In April 2009, he began focusing almost exclusively on the U.S. Ski and Snowboard Association, and in May 2010, he became the full-time high-performance dietitian for the association. During the 2010 Olympic Games in Vancouver, he developed and implemented the Vancouver Chef program, which trained and placed a personal chef for each of the ski and snowboard teams. He traveled with all of the association's teams throughout the year during training and competition as a sport dietitian and chef.

Korzun graduated summa cum laude from Johnson & Wales University (Providence, R.I.) with a bachelor of science in culinary nutrition and an A.A.S. in culinary arts in 2003, and he earned a master of science in nutrition, with a focus on exercise physiology, from Boston University in 2004. He is also a registered dietitian and is board-certified as a specialist in sports dietetics.

Korzun has been a consultant for Red Bull High Performance, the Cleveland Cavaliers and the Cleveland Indians at various points during his career.

Born March 18, 1981, in Mobile, Ala., Korzun currently resides in Green Bay.



GRANT THORNE

STRENGTH AND CONDITIONING ASSISTANT

Grant Thorne enters his fifth year with the Packers in 2017 and third as a strength and conditioning assistant. His primary duties include designing, organizing and administering

strength and conditioning programs, as well as advising training methods using the latest in sports technology and key performance indicators he observes during practice and competition. He spent 2013-14 as a strength and conditioning consultant with the Packers.

Prior to coming to Green Bay, the 31-year-old Thorne spent four years (2011-14) at Purdue University as a sports performance coach. While with the Boilermakers, he programmed several aspects of the strength, speed and agility training regimens for the football, track and field, and men's golf teams. He also served as an instructor for clinical students while working toward his master's degree in health and kinesiology sport performance, focusing on sports-science technology and methodology.

While earning a B.S. in science from Nicholls State University (2006-08), Thorne got his first coaching experience with the San Diego Chargers as a strength and conditioning summer intern in 2006.

Thorne's multidisciplinary professional knowledge has its roots in his background as a two-sport professional athlete. After a two-year collegiate football career at Nicholls State (2006-07), Thorne played wide receiver in the Arena Football League for the Los Angeles Avengers in 2008 before joining the Rugby Union's Sedgley Park Tigers as a winger later that year. In 2009, he participated in the USA Eagles National Rugby Team selection camp.

While playing for Sedgley Park in the United Kingdom, Thorne served as an assistant performance coach for Everton Football Club of the English Premier League. In 2009, he returned to the United States to serve as a performance coach at Velocity Sports Performance in Manhattan Beach, Calif.

Thorne returned to the NFL in 2010 as a performance and monitoring assistant for the New York Jets. He set up and monitored performance-tracking devices, and created reports that advised coaches and strength staff on how to best optimize training methods for their athletes.

In 2011, Thorne gained his initial collegiate coaching experience at Stanford University, where he served as an assistant performance coach for the Cardinal football and rugby teams. During his time at the school, Thorne assisted with the daily operations of the offseason football training program, and a speed-training regimen for NFL hopefuls that helped several future NFL products, including Indianapolis Colts quarterback Andrew Luck.

Thorne's passion for athletic science led to him co-founding TRIUM Human Performance in 2006 with his brother, Kyle, who is a professional strength and conditioning coach for the Canadian Football League's Ottawa Redblacks. The California-based organization helps educate, train and mentor individuals and organizations in the disciplines and benefits of human performance and healthy nutrition in order to develop good lifelong habits and build strong character. Grant and Kyle designed and hold the patent to the Accu-Roller, distributed by SKLZ. Thorne is also certified as a sport-performance and corrective-exercise specialist by the National Academy of Sport Medicine.

Thorne was born Dec. 30, 1985, in Tucson, Ariz. He and his wife, Courtney, reside in Green Bay with their daughter, Isla.

NICKNAME ORIGIN

The nickname "Packers" appeared in print for the first time in the Aug. 13, 1919, edition of the *Green Bay Press-Gazette*. It was the first story written about Green Bay's newly formed football team, which held its organizational meeting two days earlier in the paper's editorial department.

The Indian Packing Co. was the team's sponsor and, hence, the *Press-Gazette's* Aug. 13 story referred to the team as both the "Packers" and the "Indians." On Aug. 15, the *Press-Gazette* used only the nickname "Packers," and that's who they've been ever since.

It's uncertain who coined the nickname, but it almost certainly was one of two *Press-Gazette* staff members: Val Schneider, who was writing the paper's sports column at the time, or George Whitney Calhoun, city editor at the time and the football team's co-founder along with Curly Lambeau.

With Indian Packing as a sponsor in 1919 and 1920, and Acme Packing as the sponsor in 1921, the nickname was a natural. But the Packers were expelled from what is now the NFL in January 1922 for using three Notre Dame players in a non-league game against Racine.

Green Bay was readmitted to the league six months later, but disavowed any connection to Acme Packing and stopped calling themselves the Packers. The *Press-Gazette* used Bays and Blues as alternatives, but fans and out-of-town writers resisted the change and the name Packers endured.

LONGEST-STANDING TEAM MONIKERS, MAJOR LEAGUE SPORTS, NORTH AMERICA

| Team, Sport | First year under current name | Team, Sport | First year under current name |
|-------------------------------|-------------------------------|------------------------------------|-------------------------------|
| Cincinnati Reds, baseball | 1878 | New York Yankees, baseball | 1913 |
| Pittsburgh Pirates, baseball | 1891 | Cleveland Indians, baseball | 1915 |
| St. Louis Cardinals, baseball | 1900 | Montreal Canadiens, hockey | 1917 |
| Detroit Tigers, baseball | 1901 | Green Bay Packers, football | 1919 |
| Chicago Cubs, baseball | 1902 | Chicago Bears, football | 1922 |
| Chicago White Sox, baseball | 1904 | New York Giants, football | 1925 |
| Boston Red Sox, baseball | 1907 | | |



Mike Agnew
Security Officer



Toulia Akladios
Head of Shareholder Services
and Stock Transfer



Dr. Robert Anderson
Associate Team Physician



Sindi Anschutz
Guest Services Assistant/
Atrium Concierge



Kenny Ansel
Assistant Director of
Information Technology




Jennifer Ark
Director of Stadium Services



Brandon Arndt
Shipping & Receiving
Coordinator



Matt Arvin
Game & Live Production
Coordinator



Michael Atkinson
Producer



Casey Ausloos
Hall of Fame and Stadium
Tour Sales Executive



Jill Austinson
Accounting Assistant



Amy Baker
Lambeau Field Events
Administrator



Tom Bakken
Assistant Equipment
Manager



Bart Bartelme
Fields Assistant



Mary Bartels
Executive Assistant - Finance



Nick Beauchamp
Digital Sales Partnership
Services Coordinator



Duke Bobber
Manager of Digital



Cody Boeck
Manager of Retail Operations
& Customer Service



Andy Bomske
Assistant Store Manager



Rhonda Borowicz
Senior Legal Assistant



Julie Broeckel
Corporate Giving Coordinator



Ben Brossard
Senior Accountant



Pam Burnett
Senior Buyer



Krista Bye-Nagel
Partnership Services
Fulfillment Coordinator



Philip Caldwell
Box Office Manager



Bobbi Cameron
Business Services Analyst



Gavin Carrigan
Assistant Warehouse
Manager



Cliff Christl
Team Historian



Doug Collins
Director of Security/Risk
Management



Travis Conard
Computer Systems
Administrator

PACKERS IN DALLAS MORNING NEWS SPECIAL TEAMS RANKINGS

Rick Gosselin of the *Dallas Morning News* produces an annual NFL special teams poll, which objectively grades teams by their rankings in 22 kicking-game categories. Gosselin suggests that quality special teams give clubs an edge in a parity-driven league.

A closer look at the Packers' history in the standings:

| | | | | | | | |
|------------|------|------------|------|------------|----------|------------|-----------|
| 1990 | 4th | 1997 | 7th | 2004 | 9th | 2011 | tied-13th |
| 1991 | 19th | 1998 | 9th | 2005 | 32nd | 2012 | 12th |
| 1992 | 24th | 1999 | 25th | 2006 | 32nd | 2013 | 19th |
| 1993 | 4th | 2000 | 12th | 2007 | tied-7th | 2014 | 32nd |
| 1994 | 18th | 2001 | 21st | 2008 | 26th | 2015 | 17th |
| 1995 | 21st | 2002 | 15th | 2009 | 31st | 2016 | 29th |
| 1996 | 7th | 2003 | 8th | 2010 | 29th | | |



Andy Cornelissen
Data Warehouse Analyst



Jon Corpron
Journeyman Electrician



Justin Crabb
Building Security Manager



Keith Cronin
Manager of Guest Services



Garrison Cummings
Business Intelligence
Manager



Ann Dabeck
Payroll Coordinator



Justin Dantzman
HVAC Manager



Craig Decker
Corporate Sales Executive



Eric DeMars
Facilities Assistant



Chelsea Demro
Human Resources Assistant



Derek Dimmer
Retail Store Manager



Cathy Dworak
Director of Community Out-
reach & Player/Alumni Relations



Dr. James Ebben
Medical Consultant



Todd Edlebeck
Facilities Manager



Bobbi Jo Eisenreich
Manager of Corporate Giving



Ted Eisenreich
Director of Facility Operations



Kelly Englebert
Premium Seating Coordinator



Tom Fanning
Communications Manager



Ryan Feder
Football Technology Analyst



Ryan Fencl
Youth Football Coordinator



Kurt Fielding
Assistant Athletic Trainer



Tony Fisher
Player/Alumni Coordinator



Chris Gaines
Football Technology Assistant



Tyler Gajewski
Videographer/Editor



Nick Goddard
Video Assistant



Kandi Goltz
Manager of Game and Fan
Development



Dr. John Gray
Associate Team Physician



Cole Greenspan
Intern Athletic Trainer



Shea Greil
Senior Partnership Services
Coordinator



Brad "Gus" Gustafson
Manager of Atrium
Operations




Matt Haberkamp
Digital UX Coordinator



Scott Hansen
Security Officer



Jerry Hanson
Staff Counsel



Aaron Hart
Manager of Corporate Sales –
Milwaukee Office



Ryan Hartwig
Digital Media Coordinator



Haylee Helme
Fan Engagement Specialist



Brent Hensel
Hall of Fame Curator



Katie Hermesen
Public Affairs Coordinator



Tim Hodek
Assistant Store Manager



Wes Hodkiewicz
Staff Writer



Adam Hoebelheinrich
Video Editor




Wendy Jansen
Lambeau Field Events
Manager



Mike Jelenic
Senior Computer Systems
Administrator



Allen Johnson
Fields Manager



LaFawn Joslin
Guest Services Assistant/
Switchboard



Dana Kressig
Corporate Sales Executive –
Digital Sales



Becky Lamal
Help Desk/Administrative
Assistant



Anne Larson
Facilities Office Manager



Elizabeth Lasee
Graphic Artist



David LeGrand
Corporate Sales Executive –
Milwaukee Office



Marc Leisgang
Hall of Fame & Stadium Tour
Operations Coordinator



Julie Leung
Executive Assistant –
Sales and Marketing



Connor Lewis
Football Technology Analyst




Nate LoCascio
Public Relations Coordinator



Darren Lohr
Assistant Store Manager



Patrick Luce
Assistant Buyer



Bill Luebker
Creative Design Manager



Doug Maes
Security Officer



Joan Malcheski
Director of Brand
& Marketing



Melissa Malfroid
Human Resources Manager



Christi Marcks
Administrative Assistant –
Facilities



Melanie Marohl
Salary Cap Analyst



Larry McCarren
Sports Analyst




Jason McDonough
Assistant Director of
Premium Seating



Dr. Patrick McKenzie
Team Physician

DRAFT-ORDER TIES

Draft-order ties are resolved by the cumulative record of each team's opponents. The team with the weaker opponents receives drafting priority. Within a tied segment, non-playoff clubs are given priority over playoff clubs. For the teams that do make the postseason, there is a reseeding based on how far they go in the playoffs. The losers of the wild-card contests are seeded 21-24 based on their records. The losers of the divisional games are slotted 25-28, and teams losing in the conference championship games are picks No. 29 and No. 30. The Super Bowl loser picks 31st, with the Super Bowl winner picking last at No. 32.



Marissa Meli
Corporate Transactions
Counsel



Mark Merkey
Assistant Warehouse
Manager



Bill Miller
Plumber/Beverage Systems
Technician



Daniel Moss
Premium Seating Sales
Executive



Jesse Motto
Security Officer



Mike Moynihan
Assistant Director of
Facility Operations



Andy Muckerheide
Assistant Video Director



Jon Murphy
Corporate Sales Executive



Scott Murphy
Accounting Manager



Bryan Nehring
Assistant Equipment
Manager



Kevin Nelson
Equipment Assistant




Craig Nooyen
Sr. HVAC Technician



Lisa Nortman
Partnership Services
Coordinator



Linda Nuthals
Corporate Travel Manager



Brian O'Connell
Digital Analyst



Tim Odea
Equipment Assistant



Theresa Pagel
Buying/Ecommerce Assistant



Derek Paris
Fields Assistant



Wendy Pasowicz
Accounts Payable Assistant



Steven Paul
Intern Athletic Trainer



Judy Pedersen
Assistant Warehouse
Manager



Jennifer Pertzborn
Buyer



Scott Peters
Assistant Director of Security



Andrew Podlasik
Staff Accountant



Aaron Popkey
Director of Public Affairs



Peggy Prebelski
Director of Retail Operations



Sarah Quick
Assistant Director of
Public Relations



Kade Rannings
Football Administrator



Bill Rasmussen
Facilities Manager



Michelle Ratchman
Partnership Services Coordinator
- Milwaukee Office



Joe Reuter
Information Technology
Support Specialist



Bill Roubal
Electrical Manager



Sandy Roubal
Corporate Giving Coordinator



Justin Ruckel
Network Engineer



Tessa Ruid
Email & Fan Acquisition
Coordinator



Paul Schmit
Security Officer



Ginny Schram
Guest Services Assistant/
Reception



Carla Schrank
Accounting Manager



Tammi Schroeder
Partnership Services
Coordinator



Tim Schroeder
Manager of Warehouse
Operations



Sherry Schuldes
Manager of Family Programs



Patricia Scott
Executive Assistant to
the President



Joe Setzkorn
Atrium Operations Lead



Gregg Shilbauer
Director of Digital, Production
& Game Presentation



Evan Siegle
Team Photographer



Dan Skaleski
Atrium Operations Lead



Bob Slaby
Security Officer



Tony Smith
Security Compliance Analyst



Mike Spofford
Senior Writer



Joe Stewart
Security Officer



Ken Sulewski
HVAC Technician



Laurie Taicher
Security/Risk Management
Assistant



Autumn Thomas-Beenenga
Pro Personnel Coordinator



Scott Thompson
Business Information Analyst



Ryan Thurk
Staff Accountant



Dave Tilot
Facilities Supervisor



Israel Torres
Atrium Operations Lead



Lisa Treichel
Assistant Store Manager



Julie Van Asten
Accounts Payable Assistant



Mike Vandersnick
Videographer



Dale Vannieuwenhoven
Janitorial Coordinator



Troy VanWychem
Information Technology
Support Specialist



Amy Vigue
Ecommerce Marketing
Specialist



Randy Vogel
Security Officer



Lisa Waeghe
Executive Assistant –
Head Coach



Christine Wahlen
Ticket Office Coordinator



Jason Wahlers
Director of Public Relations



Chad Watson
Director of Sales & Business
Development



Clyde Watson
HVAC Technician



Sara Webb
Manager of Partnership
Services

FRONT OFFICE

COMMUNITY

FRONT OFFICE

VETERANS


DRAFT & FREE AGENTS

2016 REVIEW

RECORDS & HISTORY

LAMBEAU FIELD

MISC.



Nate Weir
Coordinator of Rehabilitation



Andrew Wellens
Building Security Supervisor



Corey Wentland
Facilities Supervisor



Amanda Wery
Community Outreach
Coordinator



Wayne Wichlacz
Director of Information
Technology




Justin Wolf
Manager of Corporate Sales



Omar Young
Coaching Administrator



Peter Yurek
Security Officer



Ruben Zayas
Security Officer



Krissy Zegers
Hall of Fame and Stadium
Tour Manager



Sue Zernicke
Ticket Office Coordinator



Jenny Zuege
Lambeau Field Events
Specialist

MOST EXPERIENCED PACKERS PLAYERS IN NFL

| Exp | Year | Player | Pos | In Green Bay | Exp | Year | Player | Pos | In Green Bay |
|-----|------|--------------------|-------|----------------|-----|------|-------------------|------|------------------|
| 17 | 1983 | Jan Stenerud | K | 1980-83 | 12 | 1932 | Jug Earp | OL | 1922-32 |
| | 2007 | Brett Favre | QB | 1992-2007 | | 1945 | Joe Laws | B | 1934-45 |
| 16 | 1971 | Bart Starr | QB | 1956-71 | | 1967 | Don Chandler | K | 1965-67 |
| | 2000 | Raleigh McKenzie | G/C | 1999-2000 | | 1967 | Max McGee | E | 1954, 57-67 |
| | 2002 | Hardy Nickerson | LB | 2002 | | 1969 | Willie Davis | DE | 1960-69 |
| | 2002 | Frank Winters | C | 1992-2002 | | 1971 | Willie Wood | S | 1960-71 |
| 15 | 1972 | Ray Nitschke | LB | 1958-72 | | 1976 | Dave Osborn | RB | 1976 |
| | 1989 | Dave Brown | CB | 1988-89 | | 1977 | Bob Kowalkowski | G | 1977 |
| | 1994 | Steve McMichael | DT | 1994 | | 1984 | Larry McCarren | C | 1973-84 |
| | 1996 | Jim McMahon | QB | 1995-96 | | 1989 | John Anderson | LB | 1978-89 |
| | 2003 | Wesley Walls | TE | 2003 | | 1991 | Mark Murphy | DB | 1980-91 |
| | 2004 | Bryan Barker | P | 2004 | | 1996 | Ken Ruettgters | T | 1985-96 |
| | 2012 | Charles Woodson | CB | 2006-12 | | 1997 | Steve Bono | QB | 1997 |
| | 2016 | Julius Peppers | LB | 2014-16 | | 1997 | Mark Collins | CB | 1997 |
| 14 | 1970 | Emlen Tunnell | B | 1959-61 | | 1997 | Seth Joyner | LB | 1997 |
| | 1971 | Forrest Gregg | T | 1956-70 | | 2001 | LeRoy Butler | CB/S | 1990-2001 |
| | 1971 | Zeke Bratkowski | QB | 1963-68, 71 | | 2004 | Doug Pederson | QB | 1996-98, 2001-04 |
| | 1975 | John Hadl | QB | 1974-75 | | 2006 | William Henderson | FB | 1995-2006 |
| | 1993 | Tunch Ilkin | T | 1993 | | 2007 | Rob Davis | LS | 1997-2007 |
| | 1998 | Reggie White | DE | 1993-98 | | 2009 | Ahman Green | RB | 2000-06, 2009 |
| | 2009 | Al Harris | CB | 2003-09 | | 2011 | Chad Clifton | T | 2000-2011 |
| | 2012 | Donald Driver | WR | 1999-2012 | | 2016 | Aaron Rodgers | QB | 2005-16 |
| | 2012 | Jeff Saturday | C | 2012 | | | | | |
| 13 | 1945 | Buckets Goldenberg | G/B | 1933-45 | | | | | |
| | 1964 | Dave Hanner | DT | 1952-64 | | | | | |
| | 1969 | Henry Jordan | DT | 1959-69 | | | | | |
| | 1971 | Lou Michaels | DE | 1971 | | | | | |
| | 1972 | Carroll Dale | WR | 1965-72 | | | | | |
| | 1985 | Lynn Dickey | QB | 1976-77, 79-85 | | | | | |
| | 1996 | Sean Jones | DE | 1994-96 | | | | | |
| | 1997 | Eugene Robinson | S | 1996-97 | | | | | |
| | 1998 | Mike Prior | S | 1993-98 | | | | | |
| | 2002 | Eric Metcalf | RB/KR | 2002 | | | | | |
| | 2013 | Ryan Pickett | DT | 2006-13 | | | | | |

SEASONS PLAYED, PACKERS UNIFORM

| | | |
|----|---|---------------|
| 16 | Starr, Bart (QB), Alabama | 1956-71 |
| | Favre, Brett (QB), Southern Mississippi | 1992-2007 |
| 15 | Nitschke, Ray (LB), Illinois | 1958-72 |
| 14 | Gregg, Forrest (T), Southern Methodist | 1956, 1958-70 |
| | Driver, Donald (WR), Alcorn State | 1999-2012 |
| 13 | Goldenberg, Buckets (G/B), Wisconsin | 1933-45 |
| | Hanner, Dave (DT), Arkansas | 1952-64 |
| 12 | Laws, Joe (B), Iowa | 1934-45 |
| | McGee, Max (E), Tulane | 1954, 1957-67 |
| | Wood, Willie (S), Southern California | 1960-71 |
| | McCarren, Larry (C), Illinois | 1973-84 |
| | Anderson, John (LB), Michigan | 1978-89 |
| | Butler, LeRoy (CB/S), Florida State | 1990-2001 |
| | Henderson, William (FB), North Carolina | 1995-2006 |
| | Clifton, Chad (T), Tennessee | 2000-11 |
| | Rodgers, Aaron (QB), California | 2005-16 |



PACKERS

VETERANS

DAVANTE ADAMS

WIDE RECEIVER | FRESNO STATE

Fourth NFL Season | Fourth Packers Season



Ht: 6-1 Wt: 215 | Born: December 24, 1992 | NFL Games Played/Started: 45/38 | Acquired: D2-14



PRO HIGHLIGHTS:

➤ *Posted career highs for receptions (75), receiving yards (997) and receiving TDs (12) in 2016, finishing tied for No. 2 in the NFL in TD catches behind teammate Jordy Nelson (14).*

➤ *Registered at least one TD catch in nine games last season, tied for No. 2 in the league behind Nelson (11), and recorded a career-high four 100-yard receiving games and a career-best 10 catches of 25-plus yards.*

➤ *Had 13 catches in Week 7 vs. Chicago and 12 receptions in Week 8 at Atlanta last season, becoming the first player in franchise history to register 12-plus catches in back-to-back games.*

➤ *Joined Nelson to become only the second teammate duo in team history (Nelson and WR Randall Cobb in 2014) with 12-plus TD catches each in the same season.*

➤ *Was tied for the league lead in 2016 with multiple receiving TDs in three games.*

➤ *Registered nine TD receptions in Weeks 9-17 last season, tied with Nelson for the league lead over that span.*

➤ *Posted 163 receptions from 2014-16, the fourth most in team history by a player in his first three NFL seasons behind WRs Sterling Sharpe (212), Greg Jennings (178) and James Lofton (171).*

➤ *Caught 50 passes for 483 yards (9.7 avg.) and a TD in 2015 despite missing three games due to an ankle injury.*

➤ *Played in all 16 games with 11 starts as a rookie in 2014, hauling in 38 receptions for 446 yards (11.7 avg.) and three TDs. Also started both playoff contests and caught eight passes for 124 yards (15.5 avg.) and a TD.*

➤ *Registered 121 receiving yards in the Week 13 win vs. New England in '14, the most by a Green Bay rookie since Sharpe's 124-yard effort vs. Detroit on Nov. 20, 1988.*

➤ *Set franchise postseason single-game records for the most catches and receiving yards by a rookie when he posted seven grabs for 117 yards (16.7 avg.) and a TD in the 2014 NFC Divisional playoff victory vs. Dallas.*

➤ *Drafted by the Packers with the No. 53 overall selection in the second round of the 2014 NFL Draft, joining Henry Ellard (L.A. Rams, second round, 1983) as the only Fresno State wide receivers to be picked in the first two rounds of the draft.*

2016 SEASON: Played in all 16 games with a career-high 15 starts and posted career bests with 75 catches for 997 yards (13.3 avg.) and 12 TDs...Was named an alternate for the Pro Bowl...Was tied for No. 2 in the NFL in TD catches and joined Nelson (14) to become only the second teammate duo in franchise history with 12-plus TD catches each in the same season (Nelson and Cobb, 2014)...Recorded at least one TD grab in nine games on the season, tied for No. 2 in the NFL behind Nelson (11)...Registered a career-high four 100-yard receiving games and a career-best 10 catches of 25-plus yards (tied for team lead with Nelson)...Was tied for the league lead with

AT A GLANCE ...

■ Posted career highs for receptions (75), receiving yards (997) and receiving TDs (12) last season, finishing tied for No. 2 in the NFL in TD catches behind teammate Jordy Nelson (14).

■ Registered at least one TD catch in nine games last season, tied for No. 2 in the league behind Nelson (11), and recorded a career-high four 100-yard receiving games and a career-best 10 catches of 25-plus yards.

■ Had 13 catches in Week 7 vs. Chicago and 12 receptions in Week 8 at Atlanta last season, becoming the first player in team history to register 12-plus catches in back-to-back games.

■ Posted 163 receptions from 2014-16, the fourth most in franchise history by a player in his first three NFL seasons behind WRs Sterling Sharpe (212), Greg Jennings (178) and James Lofton (171).

■ Set franchise postseason single-game records for the most catches and receiving yards by a rookie when he posted seven grabs for 117 yards (16.7 avg.) and a TD in the 2014 NFC Divisional playoff victory vs. Dallas.

■ Registered 121 receiving yards in the Week 13 win vs. New England in '14, the most by a Green Bay rookie since Sharpe's 124-yard effort vs. Detroit on Nov. 20, 1988.

■ Led the nation in receptions (131) while ranking second in the country in receiving yards (1,718) and receiving yards per game (132.2) as a sophomore at Fresno State in 2013. Caught 24 TD passes that season, eight more than any player in the country and the most in school and Mountain West Conference history.

■ Set Fresno State career records for receptions (233) and TD catches (38), despite playing just two seasons for the Bulldogs.

three multi-receiving-TD games...Posted two games with both 100-plus receiving yards and two TD catches, tied with Nelson, Buccaneers WR Mike Evans and Saints WR Brandin Cooks for the league lead...Registered nine TD receptions in Weeks 9-17, tied with Nelson for the NFL lead over that span...Started all three postseason games and finished third on the team with 16 receptions for 217 yards (13.6 avg.) and two TDs...**Vs. Chicago (Oct. 20):** Posted a career-high 13 catches for 132 yards (10.2 avg.) and two TDs (also a career best), with his catch total tying the second-best mark in franchise history behind only Don Hutson's 14-catch game at the N.Y. Giants on Nov. 22, 1942. Set a team record for the most catches in a game at Lambeau Field. Along with WRs Randall Cobb (11) and Ty Montgomery (10), became only the second trio in NFL history to all record 10-plus catches in the same game. Was named NFC Offensive Player of the Week for his performance, his first time winning the award, as he joined Jennings as the only Green Bay WRs to earn the honor over the past 15 seasons...**At Atlanta (Oct. 30):** Led the team with 12 catches for 74 yards (6.2 avg.) to become the first player in team history to register 12-plus receptions in back-to-back games. His 25 receptions in Weeks 7-8 set a franchise record for the most combined catches over a two-game span. Holds two of the top six single-game catch totals in franchise history, joining Hutson as the only players in team annals to do so...**At Tennessee (Nov. 13):** Registered a career-high 156 yards receiving on six catches (26.0 avg.), which marked

the highest receiving-yardage total by a Green Bay player since Nelson recorded 209 yards vs. the N.Y. Jets on Sept. 14, 2014. Had three receptions of 35-plus yards (46, 38, 35), becoming the first Packer to do so since STATS began charting catches of 25-plus yards in 1991...**At Philadelphia (Nov. 28):** Led the team with 113 receiving yards and two TDs on five receptions (22.6 avg.), his third 100-yard receiving outing in a six-game span. The two TD catches matched his career high. On Green Bay's opening drive, beat CB Leodis McKelvin on a slant and then broke a tackle attempt by S Rodney McLeod near the goal line for a 7-yard TD grab. Scored again on the Packers' next series, sliding in the back of the end zone to make a diving 20-yard TD catch with CB Nolan Carroll in tight coverage...**Vs. Seattle (Dec. 11):** Paced the team with 104 receiving yards and a TD on four catches (26.0 avg.). It marked his second game of the season with four-plus receptions and a 25-plus-yard receiving average as he became one of only two players in the NFL to do so on the season (Patriots WR Chris Hogan). On Green Bay's third play from scrimmage, a third-and-1 from its own 34, ran an out-and-up and beat CB Jeremy Lane down the sideline, hauling in the pass from QB Aaron Rodgers near the Seattle 35 and taking it the rest of the way for the 66-yard score, the longest catch of his career and the longest play for the Packers on the season...**Vs. N.Y. Giants (NFC Wild Card, Jan. 8):** Posted a team-leading eight catches for 125 yards (15.6 avg.) and a TD, with both the reception and yardage totals marking career highs for him in the playoffs. His eight catches tied the fourth-best single-game mark in team playoff history behind three players with nine. With the Packers trailing, 6-0, late in the first half, beat CB Eli Apple down the right sideline for a 31-yard catch down to the New York 7. Two plays later, made a 5-yard TD catch with CB Coty Sensabaugh covering him closely in the end zone, freeing himself to find a small window to make the catch from a scrambling Rodgers.

2015: Played in 13 games with 12 starts and registered 50 receptions for 483 yards (9.7 avg.) and a TD...Was inactive for three games (Weeks 4-6) and missed portions of two others due to an ankle injury...Played in and started one playoff game, catching four passes for 48 yards (12.0 avg.) and a TD...Was sidelined for the NFC Divisional contest at Arizona due to a knee injury...**At Chicago (Sept. 13):** Led the team with 59 receiving yards on four catches (14.8 avg.), highlighted by his 25-yard sideline grab early in the third quarter down to the Chicago 6 that set up Rodgers' 1-yard TD pass to WR James Jones two plays later. With 34 seconds remaining in the game and the Packers leading, 31-23, fielded K Robbie Gould's onside kick at the Chicago 46 to seal the win...**Vs. Seattle (Sept. 20):** Left the game in the second quarter due to an ankle injury but later returned, finishing with five catches for 33 yards (6.6 avg.)...**Vs. Kansas City (Sept. 28):** Was limited to just three snaps after reaggravating the ankle injury on the first possession of the game as he went up for a pass attempt on third down, an injury that would sideline him for the next three games...**At Carolina (Nov. 8):** Posted a team-leading seven catches for a season-high 93 yards (13.3 avg.), including a 40-yard catch down to the Carolina 9 on the final play of the first half as time expired, his longest catch of the season. Recorded the first two-point conversion of his career, making the catch in the fourth quarter with CB Charles Tillman blanketing him in coverage...**Vs. Detroit (Nov. 15):** Led the team with a season-best 10 receptions for 79 yards (7.9 avg.), the most catches in a game by a Packer on the season...**At Detroit (Dec. 3):** Caught four passes for 21 yards (5.3 avg.), highlighted by his first TD catch of the season, an 8-yarder in the back of the end zone that cut Detroit's lead to 20-14...**At Washington (NFC Wild Card, Jan. 10):** Posted four catches for 48 yards (12.0 avg.) and a TD. Sustained a knee injury on a 9-yard grab early in the third quarter, one that would sideline him for the remainder of the game and the following week at Arizona in an NFC Divisional contest.

1962 WORLD CHAMPIONS



Front Row: Elijah Pitts, Ed Blaine, Earl Gros, Gary Barnes, Ron Gassert, Oscar Donahue, Ron Kostelnik; **Second Row:** Willie Wood, John Symank, Hank Gremminger, Dan Currie, Herb Adderley, Nelson Toburen, John Roach, Forrest Gregg; **Third Row:** Jim Ringo, Bart Starr, Gary Kafelc, Jerry Kramer, Fuzzy Thurston, Jesse Whittenton, Lew Carpenter, Tom Moore; **Fourth Row:** Equipment Manager Dad Braisher, Bob Skoronski, Ray Nitschke, Ken Iman, Willie Davis, Henry Jordan, Trainer Bud Jorgensen; **Back Row:** Bill Quinlan, Norm Masters, Boyd Dowler, Jim Taylor, Ron Kramer, Bill Forester, Dave Hanner, Paul Hornung.

2014: Appeared in all 16 games with 11 starts as a rookie and had 38 catches for 446 yards (11.7 avg.) and three TDs...Posted five-plus receptions in four games and 75-plus yards in three contests...Also started both playoff games and recorded eight catches for 124 yards (15.5 avg.) and a TD...**At Seattle (Sept. 4):** Made his NFL debut, appearing on nine offensive snaps and nine plays on special teams...**Vs. N.Y. Jets (Sept. 14):** Registered the first catches of his pro career with five grabs for 50 yards (10.0 avg.). Late in the first half, caught a 24-yard pass down to the New York 6 to convert a third-and-10, helping to set up a 6-yard TD catch by Cobb two plays later...**Vs. Minnesota (Oct. 2):** Made his first NFL start as the Packers opened up with three WRs. Scored his first career TD, beating CB Josh Robinson on a slant on third down as Rodgers found him over the middle on third down for an 11-yard score to put Green Bay up, 28-0, with just under five minutes remaining in the first half...**Vs. Miami (Oct. 12):** Started for the second straight week with the Packers opening with three WRs, and posted six receptions for 77 yards (12.8 avg.), with five of the catches going for first downs. Had a hand in one of the most memorable plays of the season on the Packers' game-winning TD drive. With the clock ticking down, caught a quick pass off the line from Rodgers after the QB did a fake spike with 12 seconds remaining, then made a move on CB Cortland Finnegan on the sideline to pick up 12 yards down to the Miami 4 with six seconds remaining. His catch set up Rodgers' game-winning 4-yard TD pass to TE Andrew Quarless on the next play...**At New Orleans (Oct. 26):** Posted a season-high seven receptions for 75 yards (10.7 avg.), with four of the catches going for first downs...**Vs. New England (Nov. 30):** Finished with a season-high 121 yards receiving on six catches (20.2 avg.), the best receiving-yardage total by a Green Bay rookie since Sharpe's 124-yard outing vs. Detroit on Nov. 20, 1988. Made a career-long 45-yard grab near the end of the first quarter on third-and-2. On the play, used an out-and-up move on CB Logan Ryan and then caught a perfectly thrown pass from Rodgers down the sideline for the big gain...**Vs. Dallas (NFC Divisional, Jan. 11):** Led the offense with 117 receiving yards and a TD on seven catches (16.7 avg.), with both his yardage and reception totals setting franchise playoff records by a rookie. Had five receptions for 111 yards (22.2 avg.) in the second half, highlighted by his 46-yard TD grab late in the third quarter that narrowed the Cowboys' lead to 21-20. On the play, caught Rodgers' pass over the middle at the Green Bay 30 with CB Sterling Moore covering him before making a move on S J.J. Wilcox near the 20-yard line and taking it down the sideline for the score. On the game-clinching drive, extended his arms to make a catch on third-and-3 with Moore in tight coverage, tossing the CB aside as he took it down the sideline for a 26-yard pickup...**2014 Draft:** Selected by the Packers in the second round with the No. 53 overall choice, the ninth WR picked overall in the draft.

COLLEGE: Started all 26 games he appeared in for the Bulldogs and caught 233 passes for 3,030 yards (13.0 avg.) and 38 TDs...Set school career records for receptions and TD catches, despite playing just two seasons for the Bulldogs...Caught at least one TD pass in 22 of 26 games, highlighted by a streak of 11 straight games with a TD grab (school and Mountain West records)...Posted 13 games with 100-plus receiving yards during his career, a school record...Majored in communications...**Sophomore season (2013):** Started all 13 games and caught 131 passes for 1,718 yards (13.1 avg.) and 24 TDs...Led the nation in receptions and receptions per game (10.1), while ranking second in the country in receiving yards per game (132.2)...Set a Mountain West Conference record with his 24 TD grabs, eight more than any player in the

country in 2013, and the total ranks No. 4 in single-season FBS history...His 1,718 receiving yards set a school record and ranked No. 2 in the country in '13 behind only Oregon State's Cooks (1,730)...Posted three 200-yard receiving games, becoming just the third player this century to do so...Recorded three games with 200-plus receiving yards and four TDs, becoming just the second player to do so this century...Posted six double-digit reception games, the most in the nation...Registered seven 100-yard receiving games...Earned first-team All-Mountain West honors for the second straight season...Won the Paul Warfield Award, which is presented to the nation's best receiver by the Touchdown Club of Columbus...Caught 14 passes for 148 yards (10.6 avg.) and two TDs in the season-opening 52-51 overtime win vs. Rutgers (Aug. 29)...Combined with his three 100-yard receiving games to end the 2012 season, tied a school record with his fourth consecutive 100-yard receiving game...Hauled in 12 passes for 110 yards (9.2 avg.) and a score vs. Boise State (Sept. 20), giving him a streak of 11 consecutive games with at least one TD grab dating back to 2012, a school and Mountain West Conference record...Caught a career-high 16 passes for 185 yards (11.6 avg.) and three TDs at Idaho (Oct. 5), earning Mountain West Offensive Player of the Week honors for his performance...Earned Mountain West Offensive Player of the Week recognition for the second straight game after tying a school and conference record with four TD catches vs. UNLV (Oct. 19)...Also posted his first career 200-yard game, hauling in eight passes for 221 yards (27.6 avg.)...Once again tied the school and conference record with four TD catches as part of a nine-catch, 246-yard (27.3 avg.) performance vs. New Mexico (Nov. 23)...Registered a career-high 264 receiving yards on 13 catches (20.3 avg.) along with three TDs at San Jose State (Nov. 29)...**Red-shirt freshman season (2012):** Led the Mountain West in every receiving category, catching 102 passes for 1,312 yards (12.9 avg.) and 14 TDs...All three of the totals were school and conference records by a freshman and led all FBS freshmen in 2012...Ranked eighth in the FBS in total receptions, ninth in receptions per game (7.85) and receiving yards, and 10th in receiving yards per game (100.9)...Became the first receiver in school history to have three games with 10-plus receptions in a single season...Had six 100-yard receiving games and four games with two TD catches...Was a unanimous first-team All-Mountain West selection, becoming the first freshman and the second WR in conference history to be a unanimous first-team choice...Was named the 2012 Mountain West Conference Freshman of the Year, becoming just the third player in school history to earn the honor...Named a Freshman All-American by CBSSports.com, *Phil Steele's College Football and Sporting News*...Named a fourth-team All-American by *Phil Steele's College Football* and an honorable mention All-American by *Sports Illustrated*...Was a nominee for the College Football Performance Awards National Freshman Performer of the Year Award and was added to the mid-season watch list for the Biletnikoff Award...Caught seven passes for 118 yards (16.9 avg.) and two TDs in the season opener vs. Weber State (Sept. 1), becoming the first Bulldog freshman in school history to have a 100-yard receiving day in his first career game...Posted a season-high 198 receiving yards and two TDs on nine catches (22.0 avg.) at New Mexico (Oct. 27), including an 89-yard TD pass in the third quarter, which was tied for the sixth-longest grab in the FBS in 2012...Set a new Mountain West single-game record for the most receptions by a freshman with a season-high 13 catches for 144 yards (11.1 avg.) and a TD vs. Southern Methodist in the Sheraton Hawai'i Bowl (Dec. 24).

PERSONAL: Given name Davante Lavell Adams... Born in Redwood City, Calif. ...Single...**High school:**

Playing both sides of the ball, he helped lead Palo Alto (Calif.) High School to a CIF state championship as a senior in 2010...Caught 63 passes for 1,094 yards (17.4 avg.) and 11 TDs in his final season...Added 44 tackles, including two for a loss, two forced fumbles, an interception and four passes defended at CB...As a junior, caught 29 passes for 484 yards (16.7 avg.) and seven TDs...Also lettered all four

years in basketball, averaging 20.0 points, 5.8 rebounds and 5.4 assists as a senior...Averaged 15.0 points, 8.0 rebounds and 7.0 assists as a junior...**Community involvement:** Visited schools and spoke to students while he was in college in both Fresno and Palo Alto, Calif. ... Residence: Palo Alto, Calif.

DAVANTE ADAMS' PRO STATISTICS

| Year | Team | GP | GS | RECEIVING | | | | RUSHING | | | | | |
|---------------------------------|-----------|-----------|-----------|------------|--------------|-------------|------------|-----------|----------|----------|-----------|-----------|----------|
| | | | | No | Yds | Avg | Lg | TD | Att | Yds | Avg | Lg | TD |
| 2014 | Green Bay | 16 | 11 | 38 | 446 | 11.7 | 45 | 3 | 0 | 0 | -- | -- | 0 |
| 2015 | Green Bay | 13 | 12 | 50 | 483 | 9.7 | 40 | 1 | 0 | 0 | -- | -- | 0 |
| 2016 | Green Bay | 16 | 15 | 75 | 997 | 13.3 | 66t | 12 | 0 | 0 | -- | -- | 0 |
| NFL totals (three years) | | 45 | 38 | 163 | 1,926 | 11.8 | 66t | 16 | 0 | 0 | -- | -- | 0 |

| Year | Team | GP | GS | RECEIVING | | | | RUSHING | | | | | |
|-------------------|-----------|----------|----------|-----------|------------|-------------|------------|----------|----------|----------|-----------|-----------|----------|
| | | | | No | Yds | Avg | Lg | TD | Att | Yds | Avg | Lg | TD |
| 2014 | Green Bay | 2 | 2 | 8 | 124 | 15.5 | 46t | 1 | 0 | 0 | -- | -- | 0 |
| 2015 | Green Bay | 1 | 0 | 4 | 48 | 12.0 | 20 | 1 | 0 | 0 | -- | -- | 0 |
| 2016 | Green Bay | 3 | 3 | 16 | 217 | 13.6 | 32 | 2 | 0 | 0 | -- | -- | 0 |
| Postseason | | 6 | 5 | 28 | 389 | 13.9 | 46t | 4 | 0 | 0 | -- | -- | 0 |

Additional statistics: Miscellaneous tackles — 1 in 2014, 1 in 2015, 2 in 2016; NFL total: 4. Fumbles-Lost — 2-1 in 2016.

NFL debut: at Seattle, 9/4/14

First NFL start: vs. Minnesota, 10/2/14

First NFL reception: vs. N.Y. Jets, 9/14/14 (4 yards, A.Rodgers)

First touchdown: vs. Minnesota, 10/2/14 (11 yards, A.Rodgers)

CAREER TRANSACTIONS

■ 2014 Selected by Green Bay Packers in the second round (53rd overall) of '14 NFL Draft, May 9...Signed first contract, June 12.

ADAMS' SINGLE-GAME CAREER HIGHS

Receiving

Receptions 13, vs. Chi. (10/20/16)
 Yards 156, at Ten. (11/13/16)
 Long 66t, vs. Sea. (12/11/16)
 Touchdowns 2, three times
 (last: at Det., 1/1/17)

DAVANTE ADAMS GAME-BY-GAME

| 2014, GREEN BAY | | | | | | |
|-------------------|-----------|-----------|-----------|------------|-------------|--------------|
| Date | Opp | GP | GS | No Yds | Avg | Lg TD |
| 09/04 | at Sea-L | 1 | 0 | 0 | 0 | -- 0 |
| 09/14 | NJ-W | 1 | 0 | 5 | 10.0 | 24 0 |
| 09/21 | at Det-L | 1 | 0 | 2 | 11 | 5.5 9 0 |
| 09/28 | at Chi-W | 1 | 0 | 2 | 18 | 9.0 15 0 |
| 10/02 | Min-W | 1 | 1 | 11 | 11.0 | 11t 1 |
| 10/12 | at Mia-W | 1 | 1 | 6 | 7.7 | 12.8 24 0 |
| 10/19 | Car-W | 1 | 1 | 1 | 21 | 21.0 21t 1 |
| 10/26 | at NO-L | 1 | 1 | 7 | 7.5 | 10.7 16 0 |
| 11/09 | Chi-W | 1 | 0 | 1 | 10 | 10.0 0 0 |
| 11/16 | Phi-W | 1 | 1 | 2 | 13 | 6.5 7 1 |
| 11/23 | at Min-W | 1 | 1 | 1 | 10 | 10.0 10 0 |
| 11/30 | NE-W | 1 | 1 | 6 | 12.1 | 20.2 45 0 |
| 12/08 | Atl-W | 1 | 1 | 1 | 6 | 6.0 6 0 |
| 12/14 | at Buf-L | 1 | 1 | 1 | 6 | 6.0 6 0 |
| 12/21 | at TB-W | 1 | 1 | 2 | 17 | 8.5 9 0 |
| 12/28 | Det-W | 1 | 1 | 0 | 0 | -- 0 |
| '14 TOTALS | 16 | 11 | 38 | 446 | 11.7 | 45 3 |
| 01/11 | Dal-W | 1 | 1 | 7 | 11.7 | 16.7 46t 1 |
| 01/18 | at Sea-L | 1 | 1 | 1 | 7 | 7.0 7 0 |
| PLAYOFFS | 2 | 2 | 8 | 124 | 15.5 | 46t 1 |

¹NFC Divisional Playoff; ²NFC Championship

| 2015, GREEN BAY | | | | | | |
|-------------------|-----------|-----------|-----------|------------|-------------|--------------------|
| Date | Opp | GP | GS | No Yds | Avg | Lg TD |
| 09/13 | at Chi-W | 1 | 1 | 4 | 59 | 14.8 25 0 |
| 09/20 | Sea-W | 1 | 1 | 5 | 33 | 6.6 13 0 |
| 09/28 | KC-W | 1 | 1 | 0 | 0 | -- 0 |
| 10/04 | at SF-W | | | | | (inactive — ankle) |
| 10/11 | StL-W | | | | | (inactive — ankle) |
| 10/18 | SD-W | | | | | (inactive — ankle) |
| 11/01 | at Den-L | 1 | 1 | 1 | 8 | 8.0 8 0 |
| 11/08 | at Car-L | 1 | 1 | 7 | 9.3 | 13.3 40 0 |
| 11/15 | Det-L | 1 | 1 | 10 | 7.9 | 7.9 18 0 |
| 11/22 | at Min-W | 1 | 1 | 3 | 36 | 12.0 16 0 |
| 11/26 | Chi-L | 1 | 1 | 2 | 14 | 7.0 8 0 |
| 12/03 | at Det-W | 1 | 1 | 4 | 21 | 5.3 8t 1 |
| 12/13 | Dal-W | 1 | 1 | 2 | 12 | 6.0 8 0 |
| 12/20 | at Oak-W | 1 | 1 | 5 | 32 | 6.4 8 0 |
| 12/27 | at Ari-L | 1 | 1 | 3 | 42 | 14.0 38 0 |
| 01/03 | Min-L | 1 | 0 | 4 | 54 | 13.5 24 0 |
| '15 TOTALS | 13 | 12 | 50 | 483 | 9.7 | 40 1 |
| 01/10 | at Was-W | 1 | 0 | 4 | 48 | 12.0 20 1 |
| 01/16 | at Ari-L | | | | | (inactive — knee) |
| PLAYOFFS | 1 | 0 | 4 | 48 | 12.0 | 20 1 |

¹NFC Wild Card Playoff; ²NFC Divisional Playoff

| 2016, GREEN BAY | | | | | | |
|-------------------|-----------|-----------|-----------|------------|-------------|---------------|
| Date | Opp | GP | GS | No Yds | Avg | Lg TD |
| 09/11 | at Jax-W | 1 | 1 | 3 | 50 | 16.7 29t 1 |
| 09/18 | at Min-L | 1 | 1 | 3 | 26 | 8.7 13 0 |
| 09/25 | Det-W | 1 | 0 | 2 | 23 | 11.5 14t 1 |
| 10/09 | NYG-W | 1 | 1 | 5 | 85 | 17.0 29t 1 |
| 10/16 | Dal-L | 1 | 1 | 2 | 34 | 17.0 22 0 |
| 10/20 | Chi-W | 1 | 1 | 13 | 132 | 10.2 24 2 |
| 10/30 | at Atl-L | 1 | 1 | 12 | 74 | 6.2 22 0 |
| 11/06 | Ind-L | 1 | 1 | 4 | 41 | 10.3 41 1 |
| 11/13 | at Ten-L | 1 | 1 | 6 | 156 | 26.0 46 0 |
| 11/20 | at Was-L | 1 | 1 | 3 | 42 | 14.0 37 0 |
| 11/28 | at Phi-W | 1 | 1 | 5 | 113 | 22.6 50 2 |
| 12/04 | Hou-W | 1 | 1 | 1 | 17 | 17.0 17 0 |
| 12/11 | Sea-W | 1 | 1 | 4 | 104 | 26.0 66t 1 |
| 12/18 | at Chi-W | 1 | 1 | 2 | 25 | 12.5 19 0 |
| 12/24 | Min-W | 1 | 1 | 4 | 44 | 11.0 20t 1 |
| 01/01 | at Det-W | 1 | 1 | 6 | 31 | 5.2 9t 2 |
| '16 TOTALS | 16 | 15 | 75 | 997 | 13.3 | 66t 12 |
| 01/08 | NYG-W | 1 | 1 | 8 | 125 | 15.6 31 1 |
| 01/15 | at Dal-W | 1 | 1 | 5 | 76 | 15.2 32 0 |
| 01/22 | at Atl-L | 1 | 1 | 3 | 16 | 5.3 8 1 |
| PLAYOFFS | 3 | 3 | 16 | 217 | 13.6 | 32 2 |

¹NFC Wild Card Playoff; ²NFC Divisional Playoff;

³NFC Championship

ALL-TIME TEAM, 1946

| | |
|------------------------------------|------------------------------------|
| Don Hutson End | Arnie Herber Quarterback |
| Cal Hubbard Tackle | Johnny Blood Halfback |
| Mike Michalske Guard | Verne Lewellen Halfback |
| Charley Brock Center | Clarke Hinkle Fullback |
| Buckets Goldenberg Guard | |
| Cub Buck Tackle | |
| Lavvie Dilweg End | |

ALL-TIME TEAM, 1957

| | |
|------------------------------------|------------------------------------|
| Don Hutson End | Arnie Herber Quarterback |
| Cal Hubbard Tackle | Johnny Blood Halfback |
| Mike Michalske Guard | Tony Canadeo Halfback |
| Charley Brock Center | Clarke Hinkle Fullback |
| Buckets Goldenberg Guard | |
| Cub Buck Tackle | |
| Lavvie Dilweg End | |

GERONIMO ALLISON

WIDE RECEIVER | ILLINOIS

Second NFL Season | Second Packers Season



Ht: 6-3 Wt: 202 | Born: January 18, 1994 | NFL Games Played/Started: 10/2 | Acquired: FA-16



PRO HIGHLIGHTS:

- Played in 10 games with two starts as a rookie in 2016, posting 12 catches for 202 yards (16.8 avg.) and two TDs.
- Started as the third WR in Weeks 16-17 and registered eight receptions for 157 yards (19.6 avg.) and a TD in those two games, with all eight of his catches going for first downs.
- Scored a TD on his first career catch, hauling in a 4-yard pass from QB Aaron Rodgers early in the second quarter at Atlanta in Week 8. Became the first Packer since TE Ryan Taylor (Dec. 11, 2011) to register a TD on his first career reception.
- After being released by the Packers in the final roster reduction, spent the first six games on Green Bay's practice squad before being signed to the active roster on Oct. 24.
- Led the team with 119 receiving yards on six catches (19.8 avg.) in the preseason, highlighted by a 51-yard grab at San Francisco (Aug. 26).
- Was signed by Green Bay as an undrafted free agent on May 6, 2016.

2016 SEASON: Played in 10 games with two starts and had 12 catches for 202 yards (16.8 avg.) and two TDs...Started as the third WR in Weeks 16-17 and registered eight receptions for 157 yards (19.6 avg.) and a TD in those two games, with all eight of his catches going for first downs...Also appeared in all three postseason contests with one start and caught five passes for 65 yards (13.0 avg.)...Was signed to the 53-man roster from the practice squad on Oct. 24...Spent the first six games on Green Bay's practice squad after being released by the team in the final roster reduction...**At Atlanta (Oct. 30):** Made his NFL debut, catching two passes for 21 yards (10.5 avg.) and a TD in 19 snaps of action. Scored a TD on his first career catch, hauling in a 4-yard pass from Rodgers early in the second quarter to put the Packers up, 14-10. Made a move to separate himself from S Ricardo Allen as Rodgers stepped up in the pocket and found him for the score. Became the first Packer since Taylor (Dec. 11, 2011) to register a TD on his first career reception. Teamed up with WR Trevor Davis as they became the first Green Bay rookie duo to both catch a TD pass in the same game since Joe Johnson and Max McGee on Dec. 12, 1954, at the Los Angeles Rams...**Vs. Minnesota (Dec. 24):** Started for the first time as a pro, opening as the third WR. Registered a career-high four receptions for 66 yards (16.5 avg.), with all four of the catches going for first downs. Late in the first half, came out of the slot and found an opening to make a 32-yard catch down the right sideline to the Minnesota 22, helping to set up Rodgers' 6-yard TD run four plays later that gave the Packers a 28-13 lead at the break. Late in the third quarter, made a diving 11-yard grab with S Harrison Smith covering him to convert a third-and-10...**At Detroit (Jan. 1):** Started as the third WR for the second straight game and matched his career high with four catches for a career-best and team-leading 91 yards (22.8 avg.) and a TD. Late in the first half, fought off a jam from S Don Carey

AT A GLANCE ...

- Played in 10 games with two starts as a rookie in 2016, posting 12 catches for 202 yards (16.8 avg.) and two TDs.
- Started as the third WR in Weeks 16-17 and registered eight receptions for 157 yards (19.6 avg.) and a TD in those two games, with all eight of his catches going for first downs.
- Scored a TD on his first career catch, hauling in a 4-yard pass from QB Aaron Rodgers early in the second quarter at Atlanta in Week 8. Became the first Packer since TE Ryan Taylor (Dec. 11, 2011) to register a TD on his first career reception.
- After being released by the Packers in the final roster reduction, spent the first six games on Green Bay's practice squad before being signed to the active roster on Oct. 24.
- Played two seasons at Illinois after starting his career at Iowa Western Community College. Started 22 of 24 games played for the Fighting Illini, finishing with 106 receptions for 1,480 yards (14.0 avg.) and eight TDs.

and then made an out-and-up move to free himself from S Glover Quin as he made a career-long 39-yard grab near the sideline to the Detroit 41 and then got out of bounds to stop the clock. The catch helped set up K Mason Crosby's 53-yard FG as time expired to narrow Detroit's lead to 14-10 at the break. Early in the fourth quarter, beat CB Crezdon Butler down the left sideline on an out-and-up move for a 31-yard gain to the Detroit 44. Capped that drive off with a 10-yard TD catch on third down, freeing himself from LB Tahir Whitehead in the back of the end zone to make a diving catch from Rodgers...**At Dallas (NFC Divisional, Jan. 15):** Started as the third WR and hauled in three passes for 46 yards (15.3 avg.). All three of his catches went for first downs, including a 26-yard reception over the middle early in the second quarter to the Dallas 33 when he got behind CB Orlando Scandrick...**2016 Draft:** Signed by Green Bay as an undrafted free agent on May 6.

COLLEGE: Played two seasons at Illinois after starting his career at Iowa Western Community College...Started 22 of 24 games played for the Fighting Illini, finishing with 106 receptions for 1,480 yards (14.0 avg.) and eight touchdowns...Spent two seasons at Iowa Western, where he finished with 95 receptions for 1,300 receiving yards (13.7 avg.) and 10 TDs...Was a teammate of former Packers RB Don Jackson at Iowa Western...Earned his degree in communications...**Senior season (2015):** Started 11 of 12 games played and was named honorable mention All-Big Ten by the coaches and media as a senior in 2015 after setting career highs with 65 receptions for 882 yards (13.6 avg.)...Also hauled in three TD receptions...His 65 catches ranked eighth on the Illini's single-season receptions list and he led the team in receptions and receiving yards...Selected to the 2015 Biletnikoff Midseason Watch List and won Illini's Service Above Self Award...Hauled in eight catches for 124 yards (15.5 avg.) vs. Western Illinois (Sept. 12)...Posted a career-high 10 receptions for 128 yards (12.8 avg.) vs. Middle Tennessee State (Sept. 26)...Caught a 1-yard touchdown reception with 10 seconds remaining to seal the 14-13 win vs. Nebraska (Oct. 3), finishing with

eight catches for 91 yards (11.4 avg.)...Turned in his third 100-yard receiving game of the season as he recorded a season-high 148 yards and a TD on eight receptions (18.5 avg.) vs. Iowa (Oct. 10)...**Junior season (2014):** Started 12 of 13 games played, recording 41 catches for 598 yards (14.6 avg.) and a career-high five TDs...Turned in a career day in several receiving categories at Washington (Sept. 13), hitting career highs in receiving yards (160), longest reception (60 yards) and TDs (two on six catches)...Recorded five receptions for 118 yards (23.6 avg.) and a TD at Nebraska (Sept. 27)...**Sophomore season (2013):** Led the Midwest Football Conference in catches (69), receiving yards (872, 12.6 avg.) and receiving TDs (eight)...Earned second-team JUCO All-America honors and first-team All-Midwest Football Conference recognition...Posted three games with 10 or more receptions, five games with 100-plus receiving yards and two multi-touchdown games...Caught 11 passes for 126 yards (11.5 avg.) and two TDs vs. Iowa Central (Oct. 12)...Registered a season-best 13

receptions for a season-high 159 yards (12.2 avg.) vs. North Dakota (Oct. 26)...**Freshman season (2012):** Helped lead Iowa Western to the NJCAA national title with a perfect 11-0 record...Posted 26 receptions for 428 yards (16.5 avg.) and two TDs on the season...Recorded his first 100-yard receiving effort in his first college game, posting four catches for 108 yards (27.0 avg.) and a TD at APU Cole College (Aug. 25)...Followed up that performance with five catches for 90 yards (18.0 avg.) and a TD vs. New Mexico Military (Sept. 1).

PERSONAL: Given name Geronimo John Allison... Nickname is "G-Mo"...Born in Tampa, Fla. ...Single...**High school:** Played football for only one season at Spoto High in Tampa, Fla., catching 26 passes for 547 yards (21.8 avg.) and four TDs as a senior...Also lettered twice in baseball and once in track and field...**Community involvement:** Participated in the Packers Give Back Celebrity Bowling event...Residence: Tampa, Fla.

GERONIMO ALLISON'S PRO STATISTICS

| Year | Team | GP | GS | No | RECEIVING | | | | TD | RUSHING | | | | |
|------|-----------|----|----|----|-----------|------|----|-----|----|---------|-----|----|----|--|
| | | | | | Yds | Avg | Lg | Att | | Yds | Avg | Lg | TD | |
| 2016 | Green Bay | 10 | 2 | 12 | 202 | 16.8 | 39 | 2 | 0 | 0 | -- | -- | 0 | |

| Year | Team | GP | GS | No | RECEIVING | | | | TD | RUSHING | | | | |
|------|-----------|----|----|----|-----------|------|----|-----|----|---------|-----|----|----|--|
| | | | | | Yds | Avg | Lg | Att | | Yds | Avg | Lg | TD | |
| 2016 | Green Bay | 3 | 1 | 5 | 65 | 13.0 | 26 | 0 | 0 | 0 | -- | -- | 0 | |

NFL debut: at Atlanta, 10/30/16

First NFL start: vs. Minnesota, 12/24/16

First NFL reception/touchdown: at Atlanta, 10/30/16 (4 yards, A.Rodgers)

CAREER TRANSACTIONS

- 2016 Signed by Green Bay Packers as undrafted free agent, May 6...Waived by Packers, Sept. 3...Signed by Packers to practice squad, Sept. 5...Signed from practice squad to active roster, Oct. 24.

ALLISON'S SINGLE-GAME CAREER HIGHS

Receiving

| | |
|--|----------------------|
| Receptions | 4, |
| vs. Min. (12/24/16) and at Det. (1/1/17) | |
| Yards | 91, at Det. (1/1/17) |
| Long | 39, at Det. (1/1/17) |
| Touchdowns | 1, |
| at Atl. (10/30/16) and at Det. (1/1/17) | |

GERONIMO ALLISON GAME-BY-GAME

2016, GREEN BAY

| Date | Opp | GP | GS | No | Yds | Avg | Lg | TD |
|-------------------|------------------|-----------|----------|-----------|------------|-------------|-----------|----------|
| 09/11 | at Jax-W | | | | | | | |
| | (practice squad) | | | | | | | |
| 09/18 | at Min-L | | | | | | | |
| | (practice squad) | | | | | | | |
| 09/25 | Det-W | | | | | | | |
| | (practice squad) | | | | | | | |
| 10/09 | NYG-W | | | | | | | |
| | (practice squad) | | | | | | | |
| 10/16 | Dal-L | | | | | | | |
| | (practice squad) | | | | | | | |
| 10/20 | Chi-W | | | | | | | |
| | (practice squad) | | | | | | | |
| 10/30 | at Atl-L | 1 | 0 | 2 | 21 | 10.5 | 17 | 1 |
| 11/06 | Ind-L | 1 | 0 | 0 | 0 | -- | -- | 0 |
| 11/13 | at Ten-L | 1 | 0 | 1 | 17 | 17.0 | 17 | 0 |
| 11/20 | at Was-L | 1 | 0 | 0 | 0 | -- | -- | 0 |
| 11/28 | at Phi-W | 1 | 0 | 0 | 0 | -- | -- | 0 |
| 12/04 | Hou-W | 1 | 0 | 0 | 0 | -- | -- | 0 |
| 12/11 | Sea-W | 1 | 0 | 0 | 0 | -- | -- | 0 |
| 12/18 | at Chi-W | 1 | 0 | 1 | 7 | 7.0 | 7 | 0 |
| 12/24 | Min-W | 1 | 1 | 4 | 66 | 16.5 | 32 | 0 |
| 01/01 | at Det-W | 1 | 1 | 4 | 91 | 22.8 | 39 | 1 |
| '16 TOTALS | | 10 | 2 | 12 | 202 | 16.8 | 39 | 2 |
| 01/08 | NYG-W | 1 | 0 | 1 | 8 | 8.0 | 8 | 0 |
| 01/15 | at Dal-W | 1 | 1 | 3 | 46 | 15.3 | 26 | 0 |
| 01/22 | at Atl-L | 1 | 0 | 1 | 11 | 11.0 | 11 | 0 |
| PLAYOFFS | | 3 | 1 | 5 | 65 | 13.0 | 26 | 0 |

*NFC Wild Card Playoff; *NFC Divisional Playoff;
*NFC Championship

DAVID BAKHTIARI

TACKLE | COLORADO

Fifth NFL Season | Fifth Packers Season

PRO BOWLS: 2016



Ht: 6-4 Wt: 310 | Born: September 30, 1991 | NFL Games Played/Started: 62/62 | Acquired: D4a-13

AT A GLANCE ...

- Last name is pronounced bock-tee-R-ee.
- Was selected to his first career Pro Bowl in 2016, having initially been named a first alternate before being selected as an injury replacement for Eagles T Jason Peters.
- Earned second-team All-Pro honors from *The Associated Press* last season, the first Green Bay tackle to receive All-Pro recognition from AP since Forrest Gregg (first-team selection) in 1967.
- Started all 62 games he played in at left tackle for the Packers in his first four seasons in the league, the most on Green Bay's offensive line over that span (2013-16).
- In 2013, became the first rookie to start every game at LT for Green Bay since the league went to a 16-game schedule in 1978.
- Earned second-team All-Pacific-12 honors from the conference's coaches each of his last two seasons (sophomore and junior) at Colorado.
- Was named to the watch lists for both the Outland Trophy and the Lombardi Award in 2012.

PRO HIGHLIGHTS:

➤ Started all 62 games he played in at left tackle for the Packers in his first four seasons in the league, the most on Green Bay's offensive line over that span (2013-16).

➤ Was selected to his first career Pro Bowl in 2016, having initially been named a first alternate before being selected as an injury replacement for Eagles T Jason Peters.

➤ Earned second-team All-Pro honors from *The Associated Press* last season, the first Green Bay tackle to receive All-Pro recognition from AP since Forrest Gregg in 1967 (first-team selection).

➤ Started all 16 games at LT in 2016 for the third time in his career and was part of a line that helped the offense rank in the top 10 in several categories, including points per game (No. 4, 27.0), yards per game (No. 8, 368.8) and first downs (No. 7, 349).

➤ Opened all 14 contests he appeared in at LT in 2015, helping to block for RBs Eddie Lacy (758) and James Starks (601) as they became the first Green Bay duo since 1985 to both rush for 600-plus yards in the same season.

➤ Started every game at LT in 2014 and helped Green Bay rank No. 1 in the NFL in points per game (30.4), No. 6 in yards per game (386.1) and tied for No. 1 in giveaways with a franchise-record 13.

➤ Was part of a line that allowed just nine sacks in the final eight games in '14, the second-fewest allowed over that span behind only Denver (eight).

➤ Blocked for QB Aaron Rodgers as he ranked No. 1 in the NFL in TD/INT ratio (7.60, 38/5), No. 2 in passer rating (112.2), No. 2 in yards per attempt (8.43) and No. 3 in TD passes (38) on his way to earning NFL Most Valuable Player honors from AP in 2014.

➤ Was selected as a Pro Bowl alternate in 2014.

➤ By starting every game at LT for the Packers in '13, he became the first rookie to do so for Green Bay since the league went to a 16-game schedule in 1978.

➤ Became just the fourth Green Bay rookie to start the season opener at LT since the 1970 AFL-NFL merger and the first since Ken Ruettgers in 1985.

➤ Of the four rookies to start at LT for the Packers since 1970 (Ruettgers, Bill Bain, Mark Koncar), was the only one not drafted in the first or second round.

➤ Was the only rookie in the NFL to start all 16 games at LT in 2013.

➤ In 2013, helped Green Bay finish in the top 10 in both rushing (No. 7) and passing (No. 6) for the first time since 2004.

➤ Blocked for Lacy as he rushed for 1,178 yards in 2013, the most by a rookie in team history, as Lacy was selected to the Pro Bowl and was named NFL Offensive Rookie of the Year by AP.

➤ Selected by Green Bay with the first of three fourth-round selections (No. 109 overall), he became the first Colorado offensive lineman to be drafted by the Packers since C Joe Garten in 1991 (sixth round).

2016 SEASON: Started all 16 games at LT for the third time in his career and also started all three postseason contests...Was selected to his first career Pro Bowl, having initially been named a first alternate before being selected as an injury replacement for Peters...Earned second-team All-Pro honors from AP, the first Green Bay tackle to receive All-Pro recognition from AP since Gregg in 1967 (first-team selection)...Was part of a line that helped the Packers rank in the top 10 in the NFL in points per game (No. 4, 27.0), yards per game (No. 8, 368.8), passing yards per game (No. 7, 262.4), yards per carry (No. 7, 4.55), third-down conversions (No. 2, 46.7), first downs (No. 7, 349), time of possession (No. 5, 31:14) and giveaways (t-No. 8, 17)...

Vs. Detroit (Sept. 25): Helped to clear the way for Lacy's season-high 103 yards rushing on just 17 carries (6.1 avg.). Also protected Rodgers as he threw four TD passes, with all of them coming in the first half...**Vs. Chicago (Oct. 20):** Helped the offense record season highs for first downs (32) and time of possession (39:36). The first-down total was tied for the second-best single-game mark in franchise history and the time of possession was the best mark by Green Bay since Oct. 27, 2013, at Minnesota (40:54). Protected Rodgers as he completed a franchise-record 39 passes, including 10-plus passes to three different players (WRs Davante Adams, Randall Cobb and Ty Montgomery), only the second time in NFL history (New England Patriots, Nov. 13, 1994) that a team has accomplished that feat in a game...**At Philadelphia (Nov. 28):** Protected Rodgers as the line didn't allow a sack and provided time for him to complete 30 of 39 passes for 313 yards and two TDs for a 116.7 passer rating. The zero-sack game came against an Eagles defense that entered the contest ranked No. 7 in the league in sacks with 26. Part of an offense that converted 10 of 14 third downs, a 71.4 conversion rate that was the best by an NFL team on the season...**Vs. Seattle (Dec. 11):** Helped protect Rodgers as he completed 18 of 23 passes for 246 yards and three TDs with no INTs for a 150.8 passer rating, the fourth-highest rating of his career. Part of a line that allowed just one sack, the third straight

game with either one or zero sacks allowed, Green Bay's longest streak since a four-game stretch to end the 2014 season...**At Chicago (Dec. 18):** Part of an offense that racked up a season-best 451 total yards, highlighted by a season-high 226 yards rushing and three TDs on just 23 carries (9.8 avg.). The average of 9.8 yards per carry was the best in franchise history (since 1940) in games with 20-plus attempts, topping the previous high of 9.2 yards per carry at Washington on Oct. 10, 2010 (17 carries for 157 yards). The average per carry was also the second-best mark by an NFL team since the 1970 AFL-NFL merger among teams with 20-plus attempts behind only the 11.0-yard average posted by the Cincinnati Bengals (37-407) vs. Denver on Oct. 22, 2000. Helped clear holes for Montgomery to rush for a career-high 162 yards and two TDs on 16 attempts (10.1 avg.), the best yardage output by a Green Bay player since RB Samkon Gado's 171-yard outing vs. Detroit on Dec. 11, 2005...**At Detroit (Jan. 1):** Helped the offense post 448 yards and 28 first downs as the Packers registered their fourth straight 30-point game, tied for the second-longest single-season streak in team history, and their fourth consecutive zero-giveaway game, tying the franchise record. Protected Rodgers as he was sacked just once on the evening and threw for 300 yards and four TDs on 27-of-39 passing with no INTs, his team-record seventh straight game without an INT. Helped clear holes for Green Bay's 153 yards rushing on 31 carries (4.9 avg.), the second-highest yardage output on the ground by the Packers on the season, with three players rushing for 40-plus yards...**Vs. N.Y. Giants (NFC Wild Card, Jan. 8):** Part of a line that helped protect Rodgers as he completed 25 of 40 passes for 362 yards and four TDs with no INTs for a 125.2 rating. Helped the offense post its fifth straight game with 30-plus points, the longest streak by the Packers (including playoffs) since a seven-game streak in 1963. Also part of an offense that did not turn the ball over for the fifth straight game, the longest streak in team annals (including playoffs)...**At Dallas (NFC Divisional, Jan. 15):** Started and played 64 of 67 snaps, missing one series in the second quarter due to a knee injury. Protected Rodgers as he became just the second QB in NFL history (Drew Brees, 2011) to throw for 350-plus yards in back-to-back games in a single postseason with 355 yards and two TDs on 28-of-43 passing. Part of an offense that posted 27 first downs, the third most by the Packers in a playoff game, and 413 total yards. Helped the offense rack up 34 points, the first time Green Bay had posted back-to-back 30-point games in the playoffs since the 1996 postseason (three straight).

2015: Started all 14 games he played in at LT and also opened one playoff contest...Was sidelined for two regular-season games (Weeks 16-17) and one postseason contest (NFC Wild Card, at Washington) due to an ankle injury...Part of a line that helped the Packers rank tied for No. 4 in the NFL in giveaways (17) and No. 12 in rushing (115.6 ypg)...Helped block for Lacy (758) and Starks (601) as they became the first Green Bay duo since 1985 to both rush for 600-plus yards in the same season...**Vs. Seattle (Sept. 20):** With Lacy departing the game after just eight snaps due to an ankle injury, helped block for Starks as he racked up 95 yards on 20 carries (4.8 avg.). With 127 yards as a team on 29 attempts (4.4 avg.), it marked the first time since 2004 that the Packers posted 125-plus rushing yards in both of the first two games of the season...**Vs. Kansas City (Sept. 28):** Part of a line that allowed just one sack to a Chiefs defense that had recorded eight sacks in the first two games. Helped give Rodgers time to complete 24 of 35 passes for 333 yards and five TDs, his franchise-record fourth career game with five-plus TD passes...**Vs. San Diego (Oct. 18):** Helped the Packers post 133 rushing yards on just 17 carries, a 7.8-yard average that was the

best by Green Bay since Oct. 10, 2010, at Washington (9.2, 17-157). Helped clear the way for Starks' 112 yards on just 10 carries (11.2 avg.), the second-best yards-per-carry average by an NFL back on the season (min. 10 att.)...**Vs. Detroit (Nov. 15):** Played 57 snaps before departing early in the fourth quarter due to a knee injury, and did not return. Helped protect Rodgers as he completed a season-high 35 passes for 333 yards, his second straight 300-yard game...**Vs. Chicago (Nov. 26):** Helped the offense rack up 177 yards rushing on 28 carries (6.3 avg.), the best yardage total on the ground by Green Bay since the team posted 179 yards vs. Atlanta in Week 14 in '14. Blocked for Lacy as he registered 105 yards rushing on 17 carries (6.2 avg.), the first Green Bay RB to register back-to-back 100-yard rushing games since Ahman Green in 2006 (three straight)...**Vs. Dallas (Dec. 13):** Helped the Packers record season highs for rushing yards (230), first downs (29) and time of possession (37:48). The 230 rushing yards on a season-high 44 attempts (5.2 avg.) were the most by Green Bay in a game since Nov. 29, 2004, vs. St. Louis (231 yards on 28 carries). Helped block for a pair of 70-yard rushers in Lacy (season-high 124 yards and a TD on 24 carries) and Starks (71 yards and a TD on 11 attempts)...**At Oakland (Dec. 20):** Played 67 of 76 snaps, departing the game with just over five minutes remaining due to an ankle injury that would sideline him for the final two regular-season games and the first playoff contest...**At Arizona (Dec. 27):** Inactive (ankle), the first game he had missed in his career...**At Arizona (NFC Divisional, Jan. 16):** Returned to action, starting at LT and playing all 73 snaps as part of an offensive line that allowed just one sack of Rodgers on the evening. Helped the Packers rush for 135 yards on 22 carries (6.1 avg.).

2014: Started all 16 games and both playoff contests at LT and was named a Pro Bowl alternate...Part of an offense that ranked No. 1 in the league in scoring (30.4), No. 6 in yards per game (386.1) and tied for No. 1 in giveaways with a franchise-record 13...Part of a line that allowed only nine sacks over the final eight regular-season games, the second-fewest allowed over that span behind only Denver (eight)...Helped the Packers finish tied for No. 9 in the NFL in total sacks allowed with 30 on the season, the fewest given up by Green Bay since 2007 (19)...Part of an offense that set a franchise record for most first downs in a season with 356...Protected Rodgers on his way to earning NFL Most Valuable Player honors from AP as he ranked No. 1 in the league in TD/INT ratio (7.60, 38/5), No. 2 in passer rating (112.2), No. 2 in yards per attempt (8.43) and No. 3 in TD passes (38)...Blocked for Lacy as he ranked No. 7 in the NFL with 1,139 rushing yards on the season...**At Chicago (Sept. 28):** Protected Rodgers as he threw for 302 yards and four TDs on 22-of-28 passing for a 151.2 passer rating, the third-best single-game mark of the QB's career (min. 20 att.) and the fifth-best rating in team history. Was part of a line that allowed just one sack for 0 yards and helped the offense score on six of seven possessions...**Vs. Minnesota (Oct. 2):** Helped the offense rack up 42 points and 156 rushing yards, including Lacy's 105 yards and two TDs on just 13 attempts. Lacy's average of 8.1 yards per carry was a career high (min. 10 attempts)...**Vs. Carolina (Oct. 19):** Blocked for Rodgers as he completed 19 of 22 passes for 255 yards and three TDs, a career-high completion percentage of 86.4 and a passer rating of 154.5 that was the second best of his career...**At New Orleans (Oct. 26):** Helped protect Rodgers on his way to 418 yards on 28-of-39 passing, the second-best yardage output of the QB's career and tied for the third-best total in franchise history. Helped Lacy (123) and Cobb (126) become the first Green Bay RB/WR duo to both post 100 yards receiving in the same game since RB Eddie Lee Ivery (128) and WR Aundra Thompson (102) did so at Tampa Bay on Oct. 12,

1980...**Vs. Chicago (Nov. 9):** Helped the offense rack up 55 points, tied for the third most in a game in team annals, and 451 total yards. Part of a line that didn't allow a sack and helped Rodgers throw for six TDs, which tied the single-game franchise record, with all of them coming in the first half as he tied Raiders QB Daryle Lamonica (1969) for the most in a half in NFL history...**Vs. Philadelphia (Nov. 16):** Started and played 57 snaps, departing in the fourth quarter (coach's decision) with the Packers holding a 53-20 lead. Helped the Packers post back-to-back 50-point games for the first time in franchise history...**At Minnesota (Nov. 23):** Helped clear the way for Lacy's season-high 125 rushing yards on 25 carries (5.0 avg.), with 55 of those coming in the fourth quarter, a career high for Lacy...**Vs. Atlanta (Dec. 8):** Part of an offense that registered season highs for total yards (502) and first downs (28). Helped clear the way for a season-best 179 rushing yards, highlighted by a pair of 70-yard rushers in Starks (75 yards on 10 carries) and Lacy (73 yards on 13 carries). Protected Rodgers as the line allowed just one sack and helped the QB throw for 327 yards and three TDs with no INTs, his eighth game on the season with three-plus TDs/zero INTs as he tied Patriots QB Tom Brady's single-season NFL record set in 2007...**Vs. Detroit (Dec. 28):** Helped the offense register 377 yards against a Detroit defense that entered the game ranked No. 2 in the NFL (295.9 ypg). Part of a line that allowed just one sack (QB Matt Flynn in the third quarter) for the fourth consecutive game, the longest single-season streak of games with zero sacks/one sack since Weeks 8-11 in 2007...**Vs. Dallas (NFC Divisional, Jan. 11):** Played all 68 snaps and was part of an offense that registered 425 total yards, the fifth most in a game in franchise postseason history. Blocked for Rodgers (316) and Lacy (101) as the Packers had both a 300-yard passer and a 100-yard rusher in a playoff game for the first time in team history.

2013: Started all 16 games at LT, becoming the first rookie to do so for Green Bay since the league went to a 16-game schedule in 1978...Became the first Packers rookie since Koncar (14 games in 1976) to start every regular-season game at LT...Was competing for the starting RT job early in training camp but made the switch to the starting LT position when veteran Bryan Bulaga was lost to a season-ending knee injury that he sustained during the annual Fam-

ily Night scrimmage on Aug. 3...Was part of an offense that ranked No. 3 in the NFL with 6,404 yards of offense, the second most in franchise history, despite having four different starting QBs on the season with Rodgers sidelined for seven games due to a fractured collarbone...Helped Green Bay finish in the top 10 in both rushing (No. 7) and passing (No. 6) for the first time since 2004...Blocked for Lacy as he rushed for 1,178 yards, the most by a rookie in team history, as Lacy was selected to the Pro Bowl and was named NFL Offensive Rookie of the Year by AP...**At San Francisco (Sept. 8):** Became the first rookie to start at LT for the Packers in a season opener since Ruettgiers in 1985 and just the fourth to do so for Green Bay since the 1970 merger. Was matched regularly against a pair of Pro Bowlers in LB Aldon Smith and DE Justin Smith, helping protect for an offense that produced four TD drives and 385 total yards...**Vs. Washington (Sept. 15):** Helped the offense amass 580 total yards, the second-highest single-game total in team history. Protected Rodgers as he tied a franchise record with 480 passing yards, along with four TDs, on 34-of-42 passing. Also helped clear lanes for Starks to rush for 132 yards on 20 carries (6.6 avg.), making Rodgers and Starks the first pair of teammates in NFL history to surpass the 450-yard passing and 125-yard rushing marks in the same game...**At Minnesota (Oct. 27):** Faced noted pass rusher Jared Allen almost exclusively throughout the game and prevented the five-time Pro Bowler from recording a tackle on 73 plays. In a challenging atmosphere at the Metrodome, helped the offense rack up 464 total yards with no punts and no turnovers. Also helped create holes for a running game that produced 182 yards and two TDs on 42 attempts (4.3 avg.)...**Vs. Chicago (Nov. 4):** Helped clear the way for a rushing attack that generated 199 yards and two TDs on 29 carries (6.9 avg.), highlighted by Lacy's career-high 150 yards on 22 attempts (6.8 avg.)...**At N.Y. Giants (Nov. 17):** Was matched up with two-time Pro Bowl DE Jason Pierre-Paul for most of the game and was part of a line that did not allow a sack of QB Scott Tolzien as he threw for 339 yards, and was the only QB in his first start in franchise history...**At Dallas (Dec. 15):** Delivered one of his most complete performances, facing perennial Pro Bowl DE DeMarcus Ware for much of the game and limiting him to only an assisted tackle in the official game statistics. Part of a blocking unit that cleared the way for a second-half comeback highlighted by five straight TD drives in the

EARNING THE HONOR

While the Packers achieved the ultimate team success on the field in 2010, winning the franchise's 13th world championship and fourth Super Bowl, there were also a number of individual accolades that accompanied the collective accomplishment.

When the initial voting for the Pro Bowl was released, five Green Bay players (T Chad Clifton, S Nick Collins, WR Greg Jennings, LB Clay Matthews and CB Charles Woodson) were named to the NFC's all-star team. Following the addition of three alternates (WR Donald Driver, LB A.J. Hawk, and CB Tramon Williams), the Packers' list grew to eight players. The eight selections were tied for the second most in team history and was the largest representation the organization had on the Pro Bowl roster since it sent nine in 1967.

Fortunately, though, none of the Packers' selections ever appeared in the game (played Jan. 30, 2011), as they were preoccupied with preparations for the upcoming Super Bowl XLV on Feb. 6.

A look at the most-represented Packers teams in terms of Pro Bowl selections since the game's inception following the 1938 season. The Packers played as a team in the 1939 game and therefore that year isn't included.

| Number of players selected | Season | Players |
|----------------------------|--------|---|
| 9 | 1962 | LB B.Forester, T F.Gregg, G J.Kramer, TE R.Kramer, RB T.Moore, C J.Ringo, QB B.Starr, F B J.Taylor, S W.Wood |
| 9 | 1967 | CB H.Aderley, K D.Chandler, DE W.Davis, WR B.Dowler, T F.Gregg, DB B.Jeter, G J.Kramer, LB D.Robinson, S W.Wood |
| 8 | 1960 | LB D.Curie, LB B.Forester, T F.Gregg, RB P.Hornung, DT H.Jordan, C J.Ringo, QB B.Starr, FB J.Taylor |
| 8 | 1961 | LB B.Forester, T F.Gregg, DT H.Jordan, E Max McGee, C J.Ringo, QB B.Starr, FB J.Taylor, DE J.Whittenton |
| 8 | 1963 | CB H.Aderley, DE W.Davis, T F.Gregg, DT H.Jordan, G J.Kramer, C J.Ringo, FB J.Taylor, DB J.Whittenton |
| 8 | 1966 | CB H.Aderley, DE W.Davis, T F.Gregg, DT H.Jordan, LB D.Robinson, T B.Skoronski, QB B.Starr, S W.Wood |
| 8 | 2010 | T C.Clifton, S N.Collins, WR D.Driver, LB A.Hawk, WR G.Jennings, LB C.Matthews, CB T.Williams, CB C.Woodson |

37-36 win that helped erase a 26-3 deficit, matching the biggest comeback in team history. Protected Flynn as he completed 26 of 39 attempts for 299 yards and four TDs, with all four of the TD passes coming in the second half, a franchise record...**Vs. San Francisco (NFC Wild Card, Jan. 5):** Made his NFL playoff debut, starting at LT and playing 52 snaps before sustaining a concussion on a running play early in the fourth quarter that forced him out of the game...**2013 Draft:** Drafted by Green Bay with the first of three fourth-round selections (No. 109 overall). The choice was obtained in a draft-day trade with Miami, along with a fifth-round pick (No. 146 overall) and a seventh-round selection (No. 224 overall), in exchange for a third-round choice (No. 93 overall). Became the first Colorado offensive lineman to be drafted by the Packers since Garten in 1991 (sixth round, No. 164 overall).

COLLEGE: Played in 34 games with 33 starts during his three seasons at Colorado...Was the starter at LT as a sophomore and junior after starting at RT as a redshirt freshman...Earned second-team All-Pacific-12 honors from the conference's coaches each of his last two seasons...Majored in communication...**Junior season (2012):** Started 11 games at LT and was named second-team All-Pac-12 by the conference's coaches...Also earned second-team all-conference recognition from *Phil Steele's College Football*...Was the co-recipient of the John Mack Award as the team's most outstanding offensive player...Named to the watch lists for both the Outland Trophy and the Lombardi Award...Graded out as the team's top lineman at 89.8 percent, with 655 "plus" plays out of 729 total...Finished second on the team with 41 "will-breaker" blocks...Allowed just 2½ sacks and only one pressure on the season...Graded out at 80 percent or above in all 11 games he appeared...Posted a season-best 92.5 percent grade as the offense racked up a season-high 531 total yards at Washington State (Sept. 22)...**Sophomore season (2011):** Opened 11 games at LT and earned second-team All-Pac-12 recognition from the conference's coaches and *Phil Steele's College Football*...Was named a second-team sophomore All-American by *CollegeFootballNews.com*...Graded out to 84.4 percent on the season (532 plus plays out of 630 total snaps), the second highest on the CU line...Graded out to 80 percent or better in nine of his 11 games...Allowed just two sacks and three pressures on the season...Sustained a severe knee sprain in the season opener at Hawaii (Sept. 3), which sidelined him for the next two games (vs. California, vs. Colorado State)...In his first

game back from the knee injury, posted a season-high grade of 90.4 percent at Ohio State (Sept. 24)...Helped the offense rack up 500 yards of total offense vs. Arizona (Nov. 12), including a season-high 273 rushing yards on 45 carries (6.1 avg.)...**Redshirt freshman season (2010):** Appeared in all 12 games with 11 starts at RT...Was an honorable mention All-Big 12 selection by *AP*...Earned honorable mention Freshman All-America honors from *CollegeFootballNews.com*...Played the third-most snaps on offense (796), trailing only fellow offensive linemen Nate Solder and Ryan Miller...Graded out at 89.8 percent for the season (715 plus plays), second best on the line behind only Solder (94.3)...Graded out to 80 percent or better in all 12 contests and 90 percent or better in seven games...Allowed just one sack and seven pressures...Helped the Buffaloes record 452 yards of total offense, including 252 rushing yards on 52 carries (4.8 avg.) vs. Hawaii (Sept. 18)...Posted a career-high grade of 94.7 percent (71 plus plays on 75 snaps) and helped the offense rack up 476 total yards vs. Kansas State (Nov. 20), including 251 rushing yards on 44 carries (5.7 avg.)...Earned second-team Academic All-Big 12 honors.

PERSONAL: Given name David Afrasiab Assad Bakhtiari...Last name is pronounced bock-tee-R-ee...Born in San Mateo, Calif. ...Single...Oldest brother, Eric, played linebacker for the Tennessee Titans (2009) and San Francisco 49ers (2012)...Another older brother, Andrew, played defensive end at the University of San Diego...Appeared in the movie *Pitch Perfect 2* in 2015 with four of his teammates...**High school:** Earned All-Western Catholic Athletic League, All-San Mateo County and all-metro honors as a senior at Junipero Serra High School in San Mateo, Calif. ...His senior season marked his first year as a starter in football at any level...Helped his team win the WCAL championship and advance to the state semifinals...Was honored by the Bay Area News Group as a member of the 2008 Cream of the Crop team among seniors, ranking No. 8 out of the 25 players from northern California selected on college potential from a survey of college coaches...Also lettered in lacrosse as a sophomore and as a junior, winning the Lock Down Award as the team's top hitter...**Community involvement:** Created the Fund A Dream scholarship at his high school...Attended a pizza party for the PALS program...Signed autographs at the Jerry Parrins Cruise for Cancer in exchange for donations...Visited homeless shelters and nursing homes while he was in college...Residence: Burlingame, Calif.

DAVID BAKHTIARI'S PRO GAMES PLAYED/STARTED

| Year | Team | GP | GS |
|--------------------------------|-----------|-----------|-----------|
| 2013 | Green Bay | 16 | 16 |
| 2014 | Green Bay | 16 | 16 |
| 2015 | Green Bay | 14 | 14 |
| 2016 | Green Bay | 16 | 16 |
| NFL totals (four years) | | 62 | 62 |
| Postseason | | 7 | 7 |

CAREER TRANSACTIONS

- 2013 Selected by Green Bay Packers as first of three choices in the fourth round (129th overall) of '13 NFL Draft, April 27...Signed first contract, May 10.
- 2016 Signed to contract extension, Sept. 13.

Additional statistics: Special teams tackles — 1 in 2014.

NFL debut/first start: at San Francisco, 9/8/13

DON BARCLAY

TACKLE/GUARD | WEST VIRGINIA

Sixth NFL Season | Sixth Packers Season



Ht: 6-4 Wt: 305 | Born: April 18, 1989 | NFL Games Played/Started: 62/24 | Acquired: FA-12



PRO HIGHLIGHTS:

➤ Appeared in 62 games with 24 starts during his first five seasons with the Packers, starting games at both tackle spots and at right guard. Has seen action at all five positions on the offensive line at some point in a game during his career.

➤ Played in all 16 contests with one start last season, opening at RG for the first time in his career in Week 11 in place of an injured T.J. Lang.

➤ Appeared in all 16 games with five starts in 2015, opening four contests at right tackle (Weeks 2-4, 13) and one at left tackle (Week 16).

➤ Missed the entire 2014 season due to a knee injury following a 2013 campaign that saw him start a career-high 14 games at RT.

➤ Helped block for RB Eddie Lacy as he rushed for 1,178 yards in 2013, the most by a rookie in team history.

➤ Was part of an offense in 2013 that finished in the top 10 in both rushing (No. 7) and passing (No. 6) for the first time since 2004.

➤ Helped the offense rank No. 3 in the NFL with 6,404 yards of offense in '13, the second most in franchise history.

➤ Appeared in all 16 contests in 2012, the only Green Bay rookie on the offensive side of the ball to do so that season.

➤ Started the final four regular-season games and both playoff contests at RT as a rookie.

➤ In his six total starts in '12 (including postseason), was part of an offense that averaged 32.0 points and 370.3 yards per game and committed only six turnovers over that span.

➤ Was one of four rookie free agents to make Green Bay's opening-day roster in 2012.

➤ Originally signed by the Packers as an undrafted free agent on May 7, 2012.

2016 SEASON: Played in all 16 games with one start, seeing time on offense and special teams (extra points and field goals)...Also appeared in all three postseason games...**Vs. Chicago (Oct. 20):** Played 16 snaps on offense, taking over at RG for the first two series of the second half when Lang was sidelined with a hip injury...**At Tennessee (Nov. 13):** Played 74 of 78 snaps at RG, taking over for an injured Lang (foot) on the second play of the second series. Helped the offense register 402 total yards...**At Washington (Nov. 20):** Started at RG for the first time in his career, opening in place of an injured Lang (foot). Played 39 snaps, but did not see any time in the second half due to a shoulder injury he sustained during pregame warmups...**At Chicago (Dec. 18):** Played three snaps on offense and six on special teams, taking one snap at center in the first half for Corey Linsley (equipment issue) and the final two offensive snaps at LG in place of an injured Lane Taylor...**Vs. Minnesota (Dec. 24):** Played the final three snaps at RT in place of an injured Bryan Bulaga with

AT A GLANCE ...

- Appeared in 62 games with 24 starts during his first five seasons with the Packers, starting games at both tackle spots and at right guard. Has seen action at all five positions on the offensive line at some point in a game during his career.
- Played in all 16 games with five starts in 2015, opening four contests at right tackle (Weeks 2-4, 13) and one at left tackle (Week 16).
- Missed the entire 2014 season due to a knee injury following a 2013 campaign that saw him start a career-high 14 games at RT.
- Appeared in all 16 contests in 2012, the only Green Bay rookie on the offensive side of the ball to do so, and opened the final four regular-season games and both playoff contests at RT.
- Was one of four rookie free agents to make Green Bay's opening-day roster in 2012.
- Started three years at LT for West Virginia and tied a school record by playing in 52 career games, including 39 consecutive contests. Earned first-team All-Big East honors as a senior.

Jason Spriggs moving to LT...**At Detroit (Jan. 1):** Played the final three snaps at RT with Bulaga and Spriggs both sidelined...**At Atlanta (NFC Championship, Jan. 22):** Took over at LG for an injured Taylor (knee) in the second quarter, playing the final 50 snaps of the game. Helped to protect QB Aaron Rodgers as he threw for 287 yards and three TDs with one INT on 27-of-45 passing.

2015: Played in all 16 games with five starts, opening four games at RT (Weeks 2-4, 13) and one at LT (Week 16)... Appeared in both playoff contests on special teams...**Vs. Seattle (Sept. 20):** Started at RT in place of an injured Bulaga (knee) and played all 71 snaps, his first start since the 2013 regular-season finale at Chicago. Helped protect Rodgers as he connected on 25 of 33 passes for 249 yards and two TDs with no INTs for a 116.9 passer rating. With Lacy exiting the game after just eight snaps due to an ankle injury, helped clear holes for RB James Starks as he racked up 95 yards on 20 carries (4.8 avg.)...**Vs. Kansas City (Sept. 28):** Started at RT, helping to protect Rodgers as the line allowed just one sack to a Kansas City defense that had registered eight sacks in the first two games. Was matched up with three-time Pro Bowl LB Justin Houston for much of the evening and did not allow him to record a sack. Helped give Rodgers time to complete 24 of 35 passes for 333 yards and five TDs with no INTs, the fourth game of his career with five-plus TD passes, a franchise record...**At San Francisco (Oct. 4):** Started at RT for the third straight game and helped the Packers rush for 162 yards and a TD on 33 attempts (4.9 avg.). It marked the fourth straight 120-yard rushing effort by the Packers, the first time since 1971 that they had cleared that mark in each of the first four games...**Vs. Detroit (Nov. 15):** Played the final 30 offensive snaps at LT, the first action of his career at the position in a regular-season game during his time in Green Bay. Entered the game early in the fourth quarter after T David Bakhtiari departed due to a knee injury...**At Detroit (Dec. 3):** Started at RT in place of an injured Bulaga (ankle), helping to block for Rodgers as he threw

for 273 yards and two TDs with one INT on 24-of-36 passing... **At Arizona (Dec. 27):** Started in place of an injured Bakhtiari (ankle), the first start of his career at LT. Was the lone offensive player to appear on all 72 plays.

2014: Suffered a season-ending knee injury during a drill in an Aug. 5 practice... Was placed on injured reserve on Aug. 26.

2013: Started a career-high 14 games, opening at RT in every game he appeared... Also started vs. San Francisco in an NFC Wild Card contest... Sideline in Weeks 11-12 due to a knee injury sustained vs. Philadelphia in Week 10... Part of an offense that ranked No. 3 in the NFL with 6,404 yards of offense, the second most in franchise history, despite having four different starting QBs on the season with Rodgers sidelined for seven games due to a collarbone injury... Helped Green Bay finish in the top 10 in both rushing (No. 7) and passing (No. 6) for the first time since 2004... Blocked for Lacy as he rushed for 1,178 yards, the most by a rookie in team history, on his way to being selected to the Pro Bowl and being named NFL Offensive Rookie of the Year by *The Associated Press*... **Vs. Washington (Sept. 15):** Helped the offense amass 580 total yards, the second-highest single-game total in team history. Protected Rodgers as he tied a franchise record with 480 passing yards, along with four TDs, on 34-of-42 passing. Also helped clear lanes for Starks to rush for 132 yards on 20 carries (6.6 avg.), making Starks and Rodgers the first pair of teammates in NFL history to surpass the 450-yard passing and 125-yard rushing plateaus in the same game... **At Minnesota (Oct. 27):** Part of a dominant offensive outing that saw the Packers rack up 464 total yards with no punts and no turnovers. Helped create holes for a running game that produced 182 yards and two TDs on 42 attempts (4.3 avg.)... **Vs. Chicago (Nov. 4):** Started at RT, but moved inside to RG in the second half

after Lang left the game with a concussion. Relieved Lang at guard with Marshall Newhouse taking his spot at RT... **Vs. Philadelphia (Nov. 10):** Started at RT, but shifted inside to RG for the second straight week after C Evan Dietrich-Smith departed before halftime with a knee injury that forced Lang to move from RG to C. Played at RG until early in the fourth quarter when he suffered a knee injury of his own while blocking on a successful 35-yard FG attempt by K Mason Crosby. Would be sidelined by the injury for the next two games... **At Detroit (Nov. 28):** Returned to action, starting at RT... **At Dallas (Dec. 15):** Part of a blocking unit that cleared the way for a second-half comeback highlighted by five straight TD drives that helped erase a 26-3 deficit in the 37-36 win, matching the biggest comeback in team history. Protected QB Matt Flynn as he completed 26 of 39 attempts for 299 yards and four TDs, with all four of the TD passes coming in the second half, a franchise record... **At Chicago (Dec. 29):** Helped the offense rack up 473 yards in the division-clinching win, highlighted by Rodgers' 318 passing yards and 160 rushing yards from the team on 34 attempts (4.7 avg.).

2012: Played in all 16 regular-season games, the only Green Bay rookie on the offensive side of the ball to accomplish that feat... Started the final four regular-season games and both playoff contests at RT after appearing primarily on special teams in each of the first 12 games... **Vs. San Francisco (Sept. 9):** Made his NFL debut, appearing on special teams as a member of the kickoff return unit... **Vs. Chicago (Sept. 13):** Played on special teams, appearing on kickoff returns and as part of the placement protection. Had a role in the game's most memorable play, a fake FG in the second quarter. On the play, he pulled from the left side of the line of scrimmage to serve as a lead blocker for TE Tom Crabtree, who was on the receiving end of a shovel pass from P Tim Masthay. Led Crabtree through the hole before helping Dietrich-Smith drive S Chris Conte well away

WHERE TITLETOWN MEETS TINSELTOWN

The 2008 release of *Leatherheads*, starring George Clooney and Renee Zellweger, was inspired by the tales of Johnny Blood, who played for the Packers from 1929-33 and 1935-36. A native of New Richmond, Wis., Blood was inducted into the Pro Football Hall of Fame in 1963 as a charter member.

•Packers DT Don Stansauk (1950-51) became a professional wrestler after playing pro football and changed his name to H.B. (Hard Boiled) Haggerty. H.B. wrestled in the AWA for many years and was an eventual tag-team champion before setting his sights on becoming an actor, where he earned 58 credits in movies and television shows.

•Actor Matthew McConaughey's father was drafted by the Packers. The team selected James (Jim) McConaughey, an end, out of the University of Houston in the 27th round (319th overall) of the '53 draft. The elder McConaughey didn't see action in a league game.

•Alan Autry, who played Captain Bubba Skinner in the hit series *In the Heat of the Night*, also was drafted by Green Bay, GM/head coach Bart Starr selected him in the 12th round (296th overall) of the 1975 draft. During training camp, Autry met director Robert Altman, who would give him a small part in the 1978 film *Remember My Name*. Autry's legal name was Carlos Brown (including his 1975-76 Packers tenure) until 1981, when he changed it while filming *Southern Comfort*, after meeting his biological father. Autry now owns a production company, and produced and starred in his first full-length film, *The Legend of Jake Kincaid*.

•The Packers were the subject of a 1937 MGM/JUA movie, *Pigskin Champions*. (Below, Don Hutson and Arnie Herber collect autographs from one of their "co-stars," Pete Smith, while in Hollywood.)

•Brett Favre made a cameo in the comedy *There's Something About Mary* (Cameron Diaz, Ben Stiller), as Mary's mysterious boyfriend.

•Gary Kafelac, Lambeau Field's former P.A. announcer who also caught the game-winning touchdown in the stadium's inaugural game, was an actor as well. Using the screen name Gary Kincaid, he had roles in *Palm Springs Weekend* (1963) and other films.

•Ray Nitschke had roles in *The Longest Yard* (1974), starring Burt Reynolds, and *Head* (1968).

•Offensive lineman Matt Willig appeared in all 16 games for the Packers during the 1998 season. Since his playing career ended in 2005, Willig has become a successful actor, having appeared in a number of popular television shows including *Dexter*, *Chuck* and *Cold Case*, and has also landed a handful of roles in various films.

•Former Packers wide receiver Greg Jennings showed his versatility when he made a guest appearance on the CBS television series *Criminal Minds* in May 2010. Jennings' brief speaking role saw him play a Behavioral Analysis Unit technician.

•Donald Driver, the franchise's all-time leading receiver, won the 14th season of ABC's hit television show *Dancing With the Stars* in May 2012. He partnered with Peta Murgatroyd to defeat 11 other pairs and become the third football player to win the Mirror Ball Trophy.

•Aaron Rodgers appeared in an episode of NBC's hit comedy *The Office*, during the show's final season. In his brief role, Rodgers serves as a judge for the fictional television show *America's Next A Capella Sensation*.

•Five Packers showed off their singing and dancing moves in the 2015 movie *Pitch Perfect 2*, including Don Barclay, David Bakhtiari, T.J. Lang, Clay Matthews and Josh Sitton.



When the Green Bay Packers were making their film "Pigskin Champions" in California last March, they made the rounds of the stadium and collected a variety of autographs. Here is the star forward's number one contribution. Arnie Herber (right) and Donald Hutson, get autographs on a football of Pete Smith, stadium announcer who does the announcing during "Pigskin Champions" opening at stadium in 1937.

Herber (right) and Donald Hutson, get autographs on a football of Pete Smith, stadium announcer who does the announcing during "Pigskin Champions" opening at stadium in 1937.

from the play and allowing Crabtree a clear path to the end zone for a 27-yard TD...**Vs. Minnesota (Dec. 2):** Saw the first action of his career from scrimmage when he came on in the second quarter at RT in relief of an injured Lang. Played the remainder of the game, seeing action on 50 snaps and helping the offense produce points on three of five second-half possessions (two FGs, one TD)...**Vs. Detroit (Dec. 9):** Made the first start of his career, opening the game at RT in place of the injured Lang, who dressed but did not play. Helped block for a rushing attack that generated 140 yards and two TDs on 25 carries (5.6 avg.). The 5.6-yard average was the highest in a game on the season (min. 25 attempts)...**Vs. Tennessee (Dec. 23):** Started at RT for what was the offense's most productive outing of the season. Helped block for a unit that produced a season-high 460 yards and 55 points, the most points recorded by the Packers since they posted the same number in a 55-14 win vs. Tampa Bay on Oct. 2, 1983. Part of a line that allowed just one sack as Rodgers connected on 27 of 38 passes for 342 yards and three TDs. Also helped clear the way for a ground game that recorded its fifth consecutive 100-yard outing as well as a season-high four rushing TDs...**Vs. Minnesota (NFC Wild Card, Jan. 5):** Made his first career postseason start, opening at RT and helping to give Rodgers time to complete 23 of 33 passes for 274 yards and a TD...**At San Francisco (NFC Divisional, Jan. 12):** Started at RT and was matched up with second-team All-Pro LB Ahmad Brooks, limiting him to just two tackles and no sacks...**2012 NFL Draft:** Signed by the Packers as an undrafted free agent on May 7, 2012.

COLLEGE: Started three years at LT for the Mountaineers...Tied a school record by playing in 52 career games, including 39 consecutive contests...Earned his degree in

business management...**Senior season (2011):** Was a fourth-team All-America selection by *Phil Steele's College Football* and a first-team All-Big East selection...Started all 13 contests and was part of a West Virginia offense that averaged 469.5 yards per game (No. 15 in the country), 362.5 passing yards per game (No. 5) and 37.6 points per game (No. 13)...Participated in 947 plays, a high for the offense...Recorded 50 knockdowns, or 3.8 per game...Blocked for QB Geno Smith, who threw for 4,385 yards (No. 4 in the country) and 31 TDs with just seven INTs...**Junior season (2010):** Was a second-team All-Big East selection and started all 13 games...Recorded 45 knockdowns...Played a critical role for a West Virginia offense that accumulated 400-plus yards of total offense in seven games...**Sophomore season (2009):** Started all 13 contests and helped block for RB Noel Devine, who ranked No. 9 in the nation with 1,465 rushing yards...Produced 64 knockdowns and was part of a line that helped the Mountaineers lead the Big East in rushing yards at 185.3 per game...**Redshirt freshman season (2008):** Played in nine games with one start.

PERSONAL: Given name Donald Wayne Barclay IV...Last name is pronounced BAR-clay...Born in Newport News, Va. ...Married, wife's name is Brea...The couple has a 3-year-old son, Cooper, and a 1-year-old daughter, Brynn...Appeared in the movie *Pitch Perfect 2* in 2015 with four of his teammates...**High school:** Lettered three years as a left tackle and defensive end at Seneca Valley (Pa.) High...Named second-team all-state and was a two-time all-conference selection...Played two years of basketball in high school...**Community involvement:** Participated in the Green Bay Packers Golf Invitational in Kohler, Wis. ...Residence: Fairmont, W.Va.

DON BARCLAY'S PRO GAMES PLAYED/STARTED

| Year | Team | GP | GS |
|--------------------------------|-----------|------------|-----------|
| 2012 | Green Bay | 16 | 4 |
| 2013 | Green Bay | 14 | 14 |
| 2014 | Green Bay | 0 | 0 |
| 2015 | Green Bay | 16 | 5 |
| 2016 | Green Bay | 16 | 1 |
| NFL totals (five years) | | .62 | 24 |
| Postseason | | .8 | 3 |

On injured reserve for 2014 season

CAREER TRANSACTIONS

- 2012 Signed by Green Bay Packers as undrafted free agent, May 7.
- 2015 Re-signed by Packers as restricted free agent, April 9.
- 2016 Re-signed by Packers as unrestricted free agent, April 18.
- 2017 Re-signed by Packers as unrestricted free agent, March 10.

Additional statistics: *Miscellaneous tackles* — 1 in 2012.
Miscellaneous fumble recoveries — 1 in 2012, 1 in 2013; *NFL total*: 2.

NFL debut: vs. San Francisco, 9/9/12
First NFL start: vs. Detroit, 12/9/12

NOTABLE PLAYERS WHO APPEARED ON ACTIVE ROSTER BUT DID NOT PLAY

| | | |
|--|---|---|
| Andruzzi, Joe (G), Southern Conn. St. ... 1997 | Fields, Angelo (T), Michigan State ... 1982 | Mirer, Rick (QB), Notre Dame ... 1998 |
| Bouman, Todd (QB), St. Cloud St. ... 2006 | Graff, Neill (QB), Wisconsin ... 1978 | Morley, Steve (G), St. Mary's (Canada) ... 2004 |
| Brohm, Brian (QB), Louisville ... 2008 | Gray, Johnnie (S), Cal State-Fullerton ... 1984 | Nall, Craig (QB), Northwestern (La.) St. ... 2002, 05 |
| Brooks, Aaron (QB), Virginia ... 1999 | Harrell, Graham (QB), Texas Tech ... 2010-11 | Norseth, Mike (QB), Kansas ... 1990 |
| Brunell, Mark (QB), Washington ... 1993 | Hundley, Brett (QB), UCLA ... 2015 | Rivera, Marco (G), Penn State ... 1996 |
| Callahan, Joe (QB), Wesley ... 2016 | Johnson, Chris (CB), Louisville ... 2003-04 | Sander, B.J. (P), Ohio State ... 2004 |
| Carlson, Dean (QB), Iowa State ... 1974 | Kiel, Blair (QB), Notre Dame ... 1989 | Shield, Joe (QB), Trinity College ... 1985 |
| Claridge, Dennis (QB), Nebraska ... 1964 | Knapp, Lindsay (G), Notre Dame ... 1995 | Singletary, Reggie (T), N. Carolina St. ... 1991 |
| Curtin, Brennan (T), Notre Dame ... 2002 | Mann, Errol (K), North Dakota ... 1976 | Tolzien, Scott (QB), Wisconsin ... 2014 |
| Detmer, Ty (QB), Brigham Young ... 1992, 94 | McCarthy, John (QB), Williams College ... 1987 | Washington, Donnell (DT), Clemson ... 2005 |
| Ferragamo, Vince (QB), Nebraska ... 1985 | Miller, Don (B), Wisconsin ... 1941-42 | |
| Ferrario, Bill (G), Wisconsin ... 2001 | Miller, Mark (QB), Bowling Green ... 1980 | |

MARTELLUS BENNETT

TIGHT END | TEXAS A&M

10th NFL Season | First Packers Season

PRO BOWLS: 2014

PRO BOWL

Ht: 6-6 | Wt: 275 | Born: March 10, 1987 | NFL Games Played/Started: 135/100 | Acquired: UFA (NE)-17

PRO HIGHLIGHTS:

➤ Signed with the Packers as an unrestricted free agent on March 10, 2017, after playing for the Super Bowl champion New England Patriots in 2016.

➤ Has posted 50-plus receptions in each of the last five seasons (2012-16), one of only three tight ends in the league (Greg Olsen, Jason Witten) to do so over that span.

➤ Among tight ends, ranks No. 4 in the NFL in catches (318), No. 6 in receiving yards (3,441) and tied for No. 6 in TD catches (26) since 2012.

➤ Has played in all 16 games in four of the last five seasons and in six of his nine seasons in the league.

➤ Posted a career-high three 100-yard receiving games last season with the Patriots, tied for No. 2 in the NFL among TEs, and a career-best seven TD catches, tied for No. 3 in the league among TEs.

➤ Started all three postseason contests for New England last season, including a five-catch, 62-yard outing in the Patriots' 34-28 overtime win over Atlanta in Super Bowl LI.

➤ Registered a career-high 90 receptions with Chicago in 2014, the most among NFL tight ends that season, on his way to earning Pro Bowl recognition. The reception total set a single-season Bears record for TEs and his yardage total ranks No. 2 among TEs in team history. Is one of only nine TEs in NFL history to catch 90-plus passes in a season.

➤ Played in all 16 games with 15 starts in his first season with the Bears in 2013, posting 65 receptions for 759 yards (11.7 avg.) and five TDs. Was tied for No. 8 in the league among tight ends in receptions and tied for No. 9 in receiving yards.

➤ Started all 16 games in his one season with the Giants, recording 55 receptions for 626 yards (11.4 avg.) and five TDs in 2012. Became just the fifth TE in team history at that point to register 55-plus catches in a season.

➤ Appeared in 60 games with 31 starts in four seasons with the Cowboys, posting 85 receptions for 846 yards (10.0 avg.) and four TDs.

➤ Entered the NFL in 2008 as a second-round pick (No. 61 overall) with Dallas and went on to play four seasons with the Cowboys (2008-11). Also played one season with the N.Y. Giants (2012), three with the Bears (2013-15) and one with the Patriots (2016).

2016 SEASON: Played in all 16 games with 12 starts for the Patriots, finishing with 55 catches for 701 yards (12.7 avg.) and a career-high seven TDs...Was one of only three TEs in the league to register 55-plus catches, 700-plus receiving yards and seven-plus TD catches (Kyle Rudolph, Delanie Walker)...Was tied for No. 3 in the NFL among TEs in TD catches and ranked No. 6 among TEs in yards per catch...Recorded a career-best three 100-yard receiving games, tied for No. 2 in the league among TEs behind only Chiefs TE Travis Kelce (six)...**Vs. Miami (Sept. 18):** Went over the 100-yard mark in just his second game in a New England uniform, finishing with five catches for 114 yards (22.8 avg.) and a TD...**Vs. Buffalo (Oct. 2):**

AT A GLANCE ...

- Has posted 50-plus receptions in each of the last five seasons (2012-16), one of only three tight ends in the league (Greg Olsen, Jason Witten) to do so over that span.
- Among tight ends, ranks No. 4 in the NFL in catches (318), No. 6 in receiving yards (3,441) and tied for No. 6 in TD catches (26) since 2012.
- Has played in all 16 games in four of the last five seasons and in six of his nine seasons in the league.
- Posted a career-high three 100-yard receiving games last season with the Patriots, tied for No. 2 in the NFL among TEs, and a career-best seven TD catches, tied for No. 3 in the league among TEs.
- Started all three postseason contests for New England last season, including a five-catch, 62-yard performance in the Patriots' 34-28 overtime win over Atlanta in Super Bowl LI.
- Registered a career-high 90 receptions with the Chicago Bears in 2014, the most among NFL tight ends that season, on his way to earning Pro Bowl recognition. The reception total set a single-season franchise record for TEs and his yardage total ranks No. 2 among TEs in team history. Is one of only nine TEs in NFL history to catch 90-plus passes in a season.
- Entered the NFL in 2008 as a second-round pick (No. 61 overall) with Dallas and went on to play four seasons with the Cowboys (2008-11). Also played one season with the N.Y. Giants (2012), three with the Bears (2013-15) and one with the Patriots (2016).

Hauled in five passes for 109 yards (21.8 avg.), highlighted by a career-long 58-yard reception from QB Jacoby Brissett to the Buffalo 17...**At Cleveland (Oct. 9):** Tied a single-game franchise record for TEs with a career-high three TD catches, scoring on passes of 7, 5 and 37 yards as part of a six-catch, 67-yard day (11.2 avg.)...**Vs. Seattle (Nov. 2):** Led the team with 102 yards receiving on seven catches (14.6 avg.)...**Vs. Atlanta (Super Bowl LI, Feb. 5):** Hauled in five passes for 62 yards (12.4 avg.), with four of the receptions going for first downs. On the opening drive of overtime, drew a pass-interference penalty on Falcons LB De'Vondre Campbell on first down from the 15, giving the Patriots the ball at the Atlanta 2 to set up RB James White's game-winning 2-yard TD run two plays later.

2015: Started all 11 games he played in and caught 53 passes for 439 yards (8.3 avg.) and three TDs...Was inactive for one game (Week 12 at Green Bay) due to a rib injury and missed the final four games with the rib injury after being placed on injured reserve...**Vs. Green Bay (Sept. 13):** Hauled in five passes for 55 yards (11.0 avg.), including a 23-yard TD grab in the fourth quarter...**Vs. Oakland (Oct. 4):** Caught 11 passes for 83 yards (7.5 avg.) and a TD, becoming the first TE in Bears history to register 11-plus catches in a game twice in his career...**At San Diego (Nov. 9):** Posted eight receptions for 57 yards (7.1 avg.) and a TD.

2014: Appeared in all 16 games with 15 starts for Chicago and set the single-season franchise record for receptions by a tight end with a career-high 90, eclipsing Mike Ditka's mark of 75 catches in 1964...Posted a career-best 916 receiving yards, the second most in a season by a Chicago TE behind only Ditka (1,076 in 1961)...Led all NFL tight ends

in catches, ranked No. 3 in receiving yards and finished tied for No. 7 in TD catches with six...Was named to his first career Pro Bowl, becoming the first Bears TE to be honored since Ditka in 1965...Was tied for No. 3 among NFL tight ends with two 100-yard receiving games...**At N.Y. Jets (Sept. 22):** Caught a season-high two TD passes as part of a five-catch, 54-yard effort (10.8 avg.), the second multi-TD game of his career...**Vs. Green Bay (Sept. 28):** Led the team with a career-high 134 receiving yards on nine receptions (14.9 avg.), with six of the catches going for first downs. His yardage total was the best output by a Chicago TE since Ditka's 168-yard outing at Washington on Oct. 25, 1964...**At New England (Oct. 26):** Hauled in six passes for 95 yards (15.8 avg.) and a TD...**At Detroit (Nov. 27):** Led the team with 109 yards receiving on eight catches (13.6 avg.), with six of the grabs picking up first downs...**Vs. Dallas (Dec. 4):** Posted a career-high 12 receptions for 84 yards (7.0 avg.) and a TD, the second-most catches in a game by a Bears TE behind only Ditka (13 at Washington, Oct. 25, 1964).

2013: Played in all 16 games with 15 starts in his first season with the Bears, posting 65 receptions for 759 yards (11.7 avg.) and five TDs...Was tied for No. 8 in the league among tight ends in receptions and tied for No. 9 in receiving yards...**Vs. Cincinnati (Sept. 8):** Caught three passes for 49 yards (16.3 avg.), including an 8-yard TD grab for the first score of the game...**Vs. Minnesota (Sept. 15):** Hauled in seven passes for 76 yards (10.9 avg.) and two TDs, including a game-winning 10-yard TD catch with 10 seconds remaining. It marked his first career multi-TD game...**At Detroit (Sept. 29):** Led the team with eight receptions for 90 yards (11.3 avg.)...**At Philadelphia (Dec. 22):** Paced the team with 85 receiving yards on five catches (17.0 avg.).

2012: Started all 16 games in his lone season with the Giants, recording 55 receptions for 626 yards (11.4 avg.) and five TDs...Became just the fifth TE in team history at that point to register 55-plus catches in a season...Ranked second on the team in receptions and third in receiving yards...Had five receptions of 25-plus yards, tied for No. 6 in the league among tight ends...**Vs. Dallas (Sept. 5):** Posted four receptions for 40 yards (10.0 avg.) and a TD in his New York debut...**Vs. Tampa Bay (Sept. 16):** Hauled in five passes for 72 yards (14.4 avg.), highlighted by his season-long 33-yard TD catch with less than four minutes remaining that gave the Giants a 34-27 lead in the 41-34 win...**At Carolina (Sept. 20):** Posted six receptions for 73 yards (12.2 avg.), including a 14-yard TD grab on the opening drive that gave him a TD catch in each of his first three games with the Giants...**At Washington (Dec. 3):**

Was tied for the team lead with five catches for 82 yards (16.4 avg.) and a TD.

2011: Appeared in 14 games for the Cowboys with seven starts and caught 17 passes for 144 yards (8.5 avg.)...**At Washington (Nov. 20):** Posted 31 receiving yards on three receptions (10.3 avg.)...**Vs. Philadelphia (Dec. 24):** Caught three passes for 28 yards (9.3 avg.).

2010: Played in all 16 games for Dallas with 11 starts and registered 33 receptions for 260 yards (7.9 avg.)...**Vs. Chicago (Sept. 19):** Posted a season-high seven receptions for 45 yards (6.4 avg.).

2009: Played in 14 games with six starts for the Cowboys and caught 15 passes for 159 yards (10.6 avg.)... Also appeared in both postseason contests with one start and posted three receptions for 27 yards (9.0 avg.)...Was sidelined for two games (Weeks 14-15) due to a concussion...**Vs. Atlanta (Oct. 25):** Caught a season-high three passes for 32 yards (10.7 avg.)...**Vs. Washington (Nov. 22):** Matched his season high with three receptions for 43 yards (14.3 avg.)...**At Minnesota (NFC Divisional, Jan. 17):** Hauled in three passes for 27 yards (9.0 avg.), the first postseason stats of his career.

2008: Appeared in all 16 games for Dallas with seven starts as a rookie, finishing with 20 receptions for 283 yards (14.2 avg.) and four TDs...Was one of only two rookie TEs in the NFL to post four-plus TD catches (Seahawks TE John Carlson, five) on the season...**At Green Bay (Sept. 21):** Had a season-long 37-yard reception, taking a pass from QB Tony Romo to the Green Bay 34...**At St. Louis (Oct. 19):** Caught two passes for 67 yards (33.5 avg.), highlighted by his first career TD catch, a 34-yarder from QB Brad Johnson...**Vs. Seattle (Nov. 27):** Posted two catches for 35 yards (17.5 avg.), including a 16-yard TD grab that gave him a TD catch in three consecutive games...**2008 Draft:** Selected by the Cowboys in the second round (No. 61 overall).

COLLEGE: Played three seasons at Texas A&M, finishing his career with 105 receptions for 1,246 yards (11.9 avg.)...His reception total tied the school career record at the time for tight ends, matching the mark posted by Rod Bernstine (1983-86), and his yardage total set an Aggie career record for tight ends as he surpassed Richard Osborne's mark of 1,181 yards (1972-75)...At the end of his career, held the school record with at least one reception in 29 consecutive games, topping the previous mark of 26 straight games by WR Terrence Murphy (2001-04)... Lettered twice for the Texas A&M basketball team, appear-

STRENGTH OF SCHEDULE, PACKERS HISTORY

Phil Bengtson, Vince Lombardi's hand-picked replacement, might have dealt with more pressure in 1970 than anyone who has ever coached the Packers. That season, his third and final as Green Bay's head coach, ended at 6-8, with losses in four of his last five games (all on the road). What's more, Bengtson faced the toughest schedule ever thrown at the Packers. The toughest schedules in team history, based on opponent records at the end of that season:

| | W | L | Pct | Packers' finish | Notable opponents |
|------|-----|----|------|---------------------------------|---|
| 1970 | 113 | 74 | .604 | 6-8-0, tied for third, division | Super Bowl V-champion Colts (twice), NFC-champion Cowboys |
| 1921 | 21 | 14 | .600 | 3-2-1, tied for sixth, league | League-champion Chicago Staleys (9-1-1) in season finale |
| 1933 | 84 | 57 | .596 | 5-7-1, third in division | Both NFL title participants (Bears & Giants) twice |
| 1926 | 79 | 55 | .590 | 7-3-3, fifth in league | 14-1-2 league-champion Frankford Yellow Jackets |
| 1953 | 82 | 58 | .586 | 2-9-1, sixth in conference | 10-2 NFL-champion Lions (twice), 11-1 Browns |
| 1957 | 81 | 63 | .563 | 3-9-0, sixth in conference | Only one team with eventual losing record: 5-7 Bears (twice) |
| 1954 | 77 | 60 | .562 | 4-8-0, fifth in conference | 9-2-1 conference-champion Lions (twice) |
| 1935 | 70 | 57 | .551 | 8-4-0, second in division | 9-3 Giants, 7-3-2 NFL-champion Lions (twice) |
| 1975 | 107 | 89 | .546 | 4-10-0, tied for third, div. | 12-2 Vikings (twice), 12-2 Rams, Super Bowl-champion Steelers |
| 1958 | 76 | 64 | .543 | 1-10-1, sixth in conference | NFL-champion Colts (twice); 8-4 Rams (twice) |

NOTE — Like league standings, ties were not figured in opponents' winning percentage from 1921-71.

ing in 26 games as a reserve forward during the 2005-06 season...Played in four games during the 2006-07 season before leaving the team in January...Majored in communications...**Junior season (2007):** Appeared in 12 games with six starts, pacing the team with a career-high 49 catches for 587 yards (12.0 avg.) and four TDs...His reception total ranked second at the time on the school single-season list for tight ends behind only Bernstine (65 in 1986), and tied Barney Harris (1968) for ninth on the school's single-season overall list...Earned second-team All-Big 12 recognition from the *San Antonio Express-News* and the *Fort Worth Star-Telegram* and honorable mention from the league's coaches and *The Associated Press*...Of his 49 catches, 30 went for first downs, with 13 of them converting third downs...Had 23 receptions of 10-plus yards, including seven of 20-plus yards...Posted a season-high 98 yards on six catches (16.3 avg.) vs. Louisiana-Monroe (Sept. 15)...Registered a career-high eight receptions for 91 yards (11.4 avg.) vs. Kansas (Oct. 27)...Matched his career high with two TD catches at Missouri (Nov. 10) as part of a four-catch, 63-yard outing (15.8 avg.)...**Sophomore season (2006):** Started all 13 games, ranking second on the team with 38 receptions for 497 yards (13.1 avg.) and three TDs...Was a semifinalist for the John Mackey Award, given to the nation's top tight end, and earned first-team All-Big 12 honors from the *Dallas Morning News*...Earned second-team all-conference honors from the league's coaches, *AP* and several other outlets...Caught a season-high six passes for 67 yards (11.2 avg.) at Kansas (Oct. 7)...Posted a career-high 133 receiving yards and two TDs on five catches (26.6 avg.) at Baylor (Oct. 28), his first career game with two TD grabs...**Freshman season (2005):** Played in 11 games with five starts as a true freshman, finishing with 18 catches for 162 yards (9.0 avg.) and

three TDs...Earned Freshman All-America honors from *Sporting News* and was an All-Big 12 honorable mention selection by the conference's coaches...Posted a season-high four receptions for a season-best 39 yards at Colorado (Oct. 8)...Registered the first TD of his career on a 14-yard reception vs. Oklahoma State (Oct. 15), finishing with three grabs for 34 yards (11.3 avg.).

PERSONAL: Given name Martellus Demond Bennett... Born in San Diego, Calif. ...Married to Sigg; the couple has a daughter, Jett...His older brother, Michael Jr., who currently plays for the Seattle Seahawks, was his teammate in high school and at Texas A&M...Is the chief creative director of The Imagination Agency, which produces books and interactive apps...Was named to *AdWeek's* "Creative 100" list in 2017...Spoke at the Forbes 30 Under 30 Summit in 2016...**High school:** Earned first-team Class 5A all-state honors at Taylor High School (Aliief, Texas) as a senior in 2004 after hauling in 42 passes for 487 yards (11.6 avg.) and six TDs...Was a consensus All-America selection, an All-Greater Houston choice and a finalist for the Houston Touchdown Club Offensive Player of the Year...Twice earned all-district recognition...Also played basketball, earning All-Greater Houston accolades as a senior after averaging 23.0 points and 8.2 rebounds per game...**Community involvement:** This past year, founded the Uncle Smarty Foundation, an organization whose mission is to give kids the tools they need to create their own story and help build a better future...Helped buy and design championship rings for the Morgan Park High School (Chicago, Ill.) basketball team in 2017 after the Mustangs won the 3A state title...Has pledged to donate a portion of profits from his jersey sales to fund after-school programs.

MARTELLUS BENNETT'S PRO STATISTICS

| Year | Team | GP | GS | RECEIVING | | | | |
|--------------------------------|-------------|------------|------------|------------|--------------|-------------|-----------|-----------|
| | | | | No | Yds | Avg | Lg | TD |
| 2008 | Dallas | 16 | 7 | 20 | 283 | 14.2 | 37 | 4 |
| 2009 | Dallas | 14 | 6 | 15 | 159 | 10.6 | 21 | 0 |
| 2010 | Dallas | 16 | 11 | 33 | 260 | 7.9 | 32 | 0 |
| 2011 | Dallas | 14 | 7 | 17 | 144 | 8.5 | 15 | 0 |
| 2012 | N.Y. Giants | 16 | 16 | 55 | 626 | 11.4 | 33t | 5 |
| 2013 | Chicago | 16 | 15 | 65 | 759 | 11.7 | 43 | 5 |
| 2014 | Chicago | 16 | 15 | 90 | 916 | 10.2 | 37 | 6 |
| 2015 | Chicago | 11 | 11 | 53 | 439 | 8.3 | 24t | 3 |
| 2016 | New England | 16 | 12 | 55 | 701 | 12.7 | 58 | 7 |
| NFL totals (nine years) | | 135 | 100 | 403 | 4,287 | 10.6 | 58 | 30 |

| Year | Team | GP | GS | RECEIVING | | | | |
|-------------------|-------------|----------|----------|-----------|------------|------------|-----------|----------|
| | | | | No | Yds | Avg | Lg | TD |
| 2009 | Dallas | 2 | 1 | 3 | 27 | 9.0 | 17 | 0 |
| 2016 | New England | 3 | 3 | 11 | 98 | 8.9 | 25 | 0 |
| Postseason | | 5 | 4 | 14 | 125 | 8.9 | 25 | 0 |

Additional statistics: Two carries for 10 yards in 2016. Kickoff return for 13 yards in 2012. Special teams tackles — 3 in 2008. Miscellaneous fumble recoveries — 1 in 2010. Fumbles-Lost — 1-0 in 2010, 1-1 in 2013, 2-0 in 2015; NFL total: 4-1.

NFL debut: at Cleveland, 9/7/08
First NFL start: vs. Philadelphia, 9/15/08
First NFL reception: vs. Philadelphia, 9/15/08 (20 yards, T.Romo)
First touchdown: at St. Louis, 10/19/08 (34 yards, B.Johnson)

CAREER TRANSACTIONS

- 2008 Selected by Dallas Cowboys in the second round (61st overall) of '08 NFL Draft, April 26...Signed first contract, July 24.
- 2012 Signed by N.Y. Giants as unrestricted free agent, March 14.
- 2013 Signed by Chicago Bears as unrestricted free agent, March 12.
- 2015 Placed on injured reserve (ribs), Dec. 8.
- 2016 Acquired by New England Patriots, along with a sixth-round choice in 2016 (204th overall), from the Chicago Bears for a fourth-round choice in 2016 (127th overall), March 17.
- 2017 Signed by Green Bay Packers as unrestricted free agent, March 11.

| BENNETT'S SINGLE-GAME CAREER HIGHS | |
|------------------------------------|------------------------|
| Receiving | |
| Receptions | 12, vs. Dal. (12/4/14) |
| Yards | 134, vs. GB (9/28/14) |
| Long | 58, vs. Buf. (10/2/16) |
| Touchdowns | 3, at Cle. (10/9/16) |

MARTELLUS BENNETT GAME-BY-GAME

2008, DALLAS

| Date | Opp | GP | GS | No Yds | Avg | Lg | TD | |
|------------|----------|----|----|--------|------|------|-----|---|
| 09/07 | at Cle-W | 1 | 0 | 0 | -- | -- | 0 | |
| 09/15 | Phi-W | 1 | 1 | 20 | 20.0 | 20 | 0 | |
| 09/21 | at GB-W | 1 | 0 | 1 | 37.0 | 37 | 0 | |
| 09/28 | Was-L | 1 | 1 | 0 | 0.0 | 0 | 0 | |
| 10/05 | Cin-W | 1 | 1 | 0 | -- | -- | 0 | |
| 10/12 | at Ari-L | 1 | 0 | 0 | -- | -- | 0 | |
| 10/19 | at StL-L | 1 | 0 | 2 | 67 | 33.5 | 34t | |
| 10/26 | TB-W | 1 | 0 | 3 | 21 | 7.0 | 10 | |
| 11/02 | at NYG-L | 1 | 0 | 3 | 36 | 12.0 | 24 | |
| 11/16 | at Was-W | 1 | 1 | 1 | 25 | 25.0 | 25t | |
| 11/23 | SF-W | 1 | 0 | 1 | 1 | 1.0 | 1t | |
| 11/27 | Sea-W | 1 | 0 | 2 | 35 | 17.5 | 19 | |
| 12/07 | at Pit-L | 1 | 1 | 2 | 19 | 9.5 | 13 | |
| 12/14 | NYG-W | 1 | 1 | 1 | 8 | 8.0 | 8 | |
| 12/20 | Bal-L | 1 | 0 | 0 | -- | -- | 0 | |
| 12/28 | at Phi-L | 1 | 1 | 2 | 14 | 7.0 | 8 | |
| '08 TOTALS | | 16 | 7 | 20 | 283 | 14.2 | 37 | 4 |

2011, DALLAS

| Date | Opp | GP | GS | No Yds | Avg | Lg | TD | |
|------------|----------|--------------------|----|--------|-----|------|----|---|
| 09/11 | at NYJ-L | (inactive — ankle) | | | | | | |
| 09/18 | at SF-W | 1 | 0 | 0 | -- | -- | 0 | |
| 09/26 | Was-W | 1 | 1 | 6 | 6.0 | 6 | 0 | |
| 10/02 | Det-L | 1 | 0 | 2 | 22 | 11.0 | 15 | |
| 10/16 | at NE-L | 1 | 0 | 2 | 13 | 6.5 | 8 | |
| 10/23 | StL-W | 1 | 1 | 0 | 0 | -- | 0 | |
| 10/30 | at Phi-L | 1 | 1 | 0 | 0 | -- | 0 | |
| 11/06 | Sea-W | 1 | 0 | 0 | -- | -- | 0 | |
| 11/13 | Buf-W | 1 | 0 | 1 | 8 | 8.0 | 8 | |
| 11/20 | at Was-W | 1 | 1 | 3 | 31 | 10.3 | 14 | |
| 11/24 | Mia-W | 1 | 0 | 1 | 8 | 8.0 | 8 | |
| 12/04 | at Ari-L | 1 | 1 | 0 | 0 | -- | 0 | |
| 12/11 | NYG-L | (inactive — ribs) | | | | | | |
| 12/17 | at TB-W | 1 | 1 | 3 | 23 | 7.7 | 11 | |
| 12/24 | Phi-L | 1 | 1 | 3 | 28 | 9.3 | 14 | |
| 01/01 | at NYG-L | 1 | 0 | 1 | 5 | 5.0 | 5 | |
| '11 TOTALS | | 14 | 7 | 17 | 144 | 8.5 | 15 | 0 |

2014, CHICAGO

| Date | Opp | GP | GS | No Yds | Avg | Lg | TD | |
|------------|----------|----|----|--------|-----|------|------|----|
| 09/07 | Buf-L | 1 | 1 | 8 | 70 | 8.8 | 17 | |
| 09/14 | at SF-W | 1 | 0 | 7 | 37 | 5.3 | 10 | |
| 09/22 | at NYJ-W | 1 | 1 | 5 | 54 | 10.8 | 16 | |
| 09/28 | GB-L | 1 | 1 | 9 | 134 | 14.9 | 27 | |
| 10/05 | at Car-L | 1 | 1 | 3 | 17 | 5.7 | 7 | |
| 10/12 | at Atl-W | 1 | 1 | 4 | 52 | 13.0 | 25 | |
| 10/19 | Mia-L | 1 | 1 | 5 | 58 | 11.6 | 21 | |
| 10/26 | at NE-L | 1 | 1 | 1 | 6 | 9.5 | 15.8 | 34 |
| 11/09 | at GB-L | 1 | 1 | 2 | 45 | 22.5 | 37 | |
| 11/16 | Min-W | 1 | 1 | 4 | 29 | 7.3 | 12 | |
| 11/23 | TB-W | 1 | 1 | 4 | 37 | 9.3 | 26 | |
| 11/27 | at Det-L | 1 | 1 | 8 | 109 | 13.6 | 23 | |
| 12/04 | Dal-L | 1 | 1 | 12 | 84 | 7.0 | 16 | |
| 12/15 | NO-L | 1 | 1 | 4 | 36 | 9.0 | 12 | |
| 12/21 | Det-L | 1 | 1 | 0 | 0 | -- | 0 | |
| 12/28 | at Min-L | 1 | 1 | 8 | 59 | 7.4 | 15 | |
| '14 TOTALS | | 16 | 15 | 90 | 916 | 10.2 | 37 | 6 |

2009, DALLAS

| Date | Opp | GP | GS | No Yds | Avg | Lg | TD | |
|------------|----------|-------------------------|----|--------|-----|------|----|---|
| 09/13 | at TB-W | 1 | 0 | 1 | 13 | 13.0 | 13 | |
| 09/20 | NYG-L | 1 | 0 | 1 | 11 | 11.0 | 11 | |
| 09/28 | Car-W | 1 | 0 | 1 | 3 | 3.0 | 3 | |
| 10/04 | at Den-L | 1 | 1 | 1 | 13 | 13.0 | 13 | |
| 10/11 | at KC-W | 1 | 0 | 0 | -- | -- | 0 | |
| 10/25 | Atl-W | 1 | 1 | 3 | 32 | 10.7 | 15 | |
| 11/01 | Sea-W | 1 | 1 | 2 | 18 | 9.0 | 13 | |
| 11/08 | at Phi-W | 1 | 1 | 0 | 0 | -- | 0 | |
| 11/15 | at GB-L | 1 | 1 | 6 | 6.0 | 6 | 0 | |
| 11/22 | Was-W | 1 | 0 | 3 | 43 | 14.3 | 21 | |
| 11/26 | Oak-W | 1 | 0 | 0 | -- | -- | 0 | |
| 12/06 | at NYG-L | 1 | 1 | 2 | 20 | 10.0 | 18 | |
| 12/13 | SD-L | (inactive — concussion) | | | | | | |
| 12/19 | at NO-W | (inactive — concussion) | | | | | | |
| 12/27 | at Was-W | 1 | 0 | 0 | -- | -- | 0 | |
| 01/03 | Phi-W | 1 | 1 | 0 | 0 | -- | 0 | |
| '09 TOTALS | | 14 | 6 | 15 | 159 | 10.6 | 21 | 0 |
| 01/09 | Phi-W | 1 | 1 | 0 | 0 | -- | 0 | |
| 01/17 | at Min-L | 1 | 0 | 3 | 27 | 9.0 | 17 | |
| PLAYOFFS | | 2 | 1 | 3 | 27 | 9.0 | 17 | 0 |

**NFC Wild Card Playoff; *NFC Divisional Playoff*

2010, DALLAS

| Date | Opp | GP | GS | No Yds | Avg | Lg | TD | |
|------------|----------|----|----|--------|-----|------|----|---|
| 09/12 | at Was-L | 1 | 1 | 1 | 7 | 7.0 | 7 | |
| 09/19 | Chi-L | 1 | 1 | 7 | 45 | 6.4 | 16 | |
| 09/26 | at Hou-W | 1 | 1 | 3 | 26 | 8.7 | 14 | |
| 10/10 | Ten-L | 1 | 0 | 2 | 19 | 9.5 | 11 | |
| 10/17 | at Min-L | 1 | 1 | 0 | 0 | -- | 0 | |
| 10/25 | NYG-L | 1 | 1 | 1 | 5 | 5.0 | 5 | |
| 10/31 | Jax-L | 1 | 0 | 0 | -- | -- | 0 | |
| 11/07 | at GB-L | 1 | 0 | 3 | 20 | 6.7 | 15 | |
| 11/14 | at NYG-W | 1 | 1 | 1 | 32 | 32.0 | 32 | |
| 11/21 | Det-W | 1 | 1 | 0 | 0 | -- | 0 | |
| 11/25 | NO-L | 1 | 1 | 2 | 17 | 8.5 | 9 | |
| 12/05 | at Ind-W | 1 | 1 | 3 | 24 | 8.0 | 11 | |
| 12/12 | Phi-L | 1 | 1 | 4 | 30 | 7.5 | 11 | |
| 12/19 | Was-W | 1 | 0 | 1 | 2 | 2.0 | 2 | |
| 12/25 | at Ari-L | 1 | 1 | 3 | 22 | 7.3 | 15 | |
| 01/02 | at Phi-W | 1 | 1 | 2 | 11 | 5.5 | 11 | |
| '10 TOTALS | | 16 | 11 | 33 | 260 | 7.9 | 32 | 0 |

2012, N.Y. GIANTS

| Date | Opp | GP | GS | No Yds | Avg | Lg | TD | |
|------------|----------|----|----|--------|-----|------|-----|---|
| 09/05 | Dal-L | 1 | 1 | 4 | 40 | 10.0 | 12 | |
| 09/16 | TB-W | 1 | 1 | 5 | 72 | 14.4 | 33 | |
| 09/20 | at Car-W | 1 | 1 | 6 | 73 | 12.2 | 29 | |
| 09/30 | at Phi-L | 1 | 1 | 1 | 2 | 2.0 | 2 | |
| 10/07 | Cle-W | 1 | 1 | 3 | 30 | 10.0 | 17 | |
| 10/14 | at SF-W | 1 | 1 | 1 | 9 | 9.0 | 9 | |
| 10/21 | Was-W | 1 | 1 | 5 | 79 | 15.8 | 31 | |
| 10/28 | at Dal-W | 1 | 1 | 4 | 29 | 7.3 | 13 | |
| 11/04 | Pit-L | 1 | 1 | 3 | 40 | 13.3 | 32 | |
| 11/11 | at Cin-L | 1 | 1 | 4 | 37 | 9.3 | 13 | |
| 11/25 | GB-W | 1 | 1 | 3 | 44 | 14.7 | 17 | |
| 12/03 | at Was-L | 1 | 1 | 5 | 82 | 16.4 | 28 | |
| 12/09 | NO-W | 1 | 1 | 5 | 32 | 6.4 | 11 | |
| 12/16 | at Atl-L | 1 | 1 | 1 | 15 | 15.0 | 15 | |
| 12/23 | at Bal-L | 1 | 1 | 4 | 27 | 6.8 | 11 | |
| 12/30 | Phi-W | 1 | 1 | 1 | 15 | 15.0 | 15 | |
| '12 TOTALS | | 16 | 16 | 55 | 626 | 11.4 | 33t | 5 |

2013, CHICAGO

| Date | Opp | GP | GS | No Yds | Avg | Lg | TD | |
|------------|----------|----|----|--------|-----|------|----|---|
| 09/08 | Cin-W | 1 | 1 | 3 | 49 | 16.3 | 30 | |
| 09/15 | Min-W | 1 | 1 | 7 | 76 | 10.9 | 23 | |
| 09/22 | at Pit-W | 1 | 1 | 2 | 10 | 5.0 | 7 | |
| 09/29 | at Det-L | 1 | 1 | 8 | 90 | 11.3 | 30 | |
| 10/06 | NO-L | 1 | 1 | 5 | 56 | 11.2 | 18 | |
| 10/10 | NYG-W | 1 | 0 | 6 | 68 | 11.3 | 16 | |
| 10/20 | at Was-L | 1 | 1 | 1 | 7 | 7.0 | 7 | |
| 11/04 | at GB-W | 1 | 1 | 4 | 36 | 9.0 | 27 | |
| 11/10 | Det-L | 1 | 1 | 4 | 29 | 7.3 | 13 | |
| 11/17 | Bal-W | 1 | 1 | 2 | 48 | 24.0 | 43 | |
| 11/24 | at StL-L | 1 | 1 | 4 | 62 | 15.5 | 37 | |
| 12/01 | at Min-L | 1 | 1 | 2 | 14 | 7.0 | 9 | |
| 12/09 | Dal-W | 1 | 1 | 5 | 43 | 8.6 | 15 | |
| 12/15 | at Cle-W | 1 | 1 | 6 | 71 | 11.8 | 23 | |
| 12/22 | at Phi-L | 1 | 1 | 5 | 85 | 17.0 | 30 | |
| 12/29 | GB-L | 1 | 1 | 1 | 15 | 15.0 | 15 | |
| '13 TOTALS | | 16 | 15 | 65 | 759 | 11.7 | 43 | 5 |

2015, CHICAGO

| Date | Opp | GP | GS | No Yds | Avg | Lg | TD | |
|------------|----------|--------------------------|----|--------|-----|------|-----|---|
| 09/13 | GB-L | 1 | 1 | 5 | 55 | 11.0 | 24t | |
| 09/20 | Ari-L | 1 | 1 | 4 | 48 | 12.0 | 21 | |
| 09/27 | at Sea-L | 1 | 1 | 4 | 15 | 3.8 | 6 | |
| 10/04 | Oak-W | 1 | 1 | 11 | 83 | 7.5 | 24 | |
| 10/11 | at KC-W | 1 | 1 | 4 | 32 | 8.0 | 11 | |
| 10/18 | at Det-L | 1 | 1 | 6 | 59 | 9.8 | 19 | |
| 11/01 | Min-L | 1 | 1 | 3 | 32 | 10.7 | 20 | |
| 11/09 | at SD-W | 1 | 1 | 8 | 57 | 7.1 | 17 | |
| 11/15 | at StL-W | 1 | 1 | 3 | 18 | 6.0 | 8 | |
| 11/22 | Den-L | 1 | 1 | 2 | 26 | 13.0 | 17 | |
| 11/26 | at GB-W | (inactive — ribs) | | | | | | |
| 12/06 | SF-L | 1 | 1 | 3 | 14 | 4.7 | 7 | |
| 12/13 | Was-L | (injured reserve — ribs) | | | | | | |
| 12/20 | at Min-L | (injured reserve — ribs) | | | | | | |
| 12/27 | at TB-W | (injured reserve — ribs) | | | | | | |
| 01/03 | Det-L | (injured reserve — ribs) | | | | | | |
| '15 TOTALS | | 11 | 11 | 53 | 439 | 8.3 | 24t | 3 |

2016, NEW ENGLAND

| Date | Opp | GP | GS | No Yds | Avg | Lg | TD | |
|------------|----------|----|----|--------|-----|------|-----|---|
| 09/11 | at Ari-W | 1 | 1 | 3 | 14 | 4.7 | 5 | |
| 09/18 | Mia-W | 1 | 1 | 5 | 114 | 22.8 | 37 | |
| 09/22 | Hou-W | 1 | 1 | 2 | 10 | 5.0 | 5 | |
| 10/02 | Buf-L | 1 | 1 | 5 | 109 | 21.8 | 58 | |
| 10/09 | at Cle-W | 1 | 0 | 6 | 67 | 11.2 | 37t | |
| 10/16 | Cin-W | 1 | 1 | 5 | 48 | 9.6 | 24 | |
| 10/23 | at Pit-W | 1 | 1 | 1 | 5 | 5.0 | 5 | |
| 10/30 | at Buf-W | 1 | 1 | 4 | 35 | 8.8 | 16 | |
| 11/13 | Sea-L | 1 | 0 | 7 | 102 | 14.6 | 36 | |
| 11/20 | at SF-W | 1 | 1 | 1 | 14 | 14.0 | 14 | |
| 11/27 | at NYJ-W | 1 | 0 | 3 | 22 | 7.3 | 12 | |
| 12/04 | LA-W | 1 | 0 | 2 | 4 | 2.0 | 2 | |
| 12/12 | Bal-W | 1 | 1 | 4 | 70 | 17.5 | 27 | |
| 12/18 | at Den-W | 1 | 1 | 2 | 35 | 17.5 | 34 | |
| 12/24 | NYJ-W | 1 | 1 | 2 | 19 | 9.5 | 14 | |
| 01/01 | at Mia-W | 1 | 1 | 3 | 33 | 11.0 | 20 | |
| '16 TOTALS | | 16 | 12 | 55 | 701 | 12.7 | 58 | 7 |
| 01/14 | Hou-W | 1 | 1 | 1 | 4 | 4.0 | 4 | |
| 01/22 | Pit-W | 1 | 1 | 5 | 32 | 6.4 | 12 | |
| 02/05 | Atl-W | 1 | 1 | 5 | 62 | 12.4 | 25 | |
| PLAYOFFS | | 3 | 3 | 11 | 98 | 8.9 | 25 | 0 |

**AFC Divisional Playoff; *AFC Championship; *Super Bowl LI, Houston*

PACKERS WHO HAVE WON THE HEISMAN TROPHY

| Year | Player | Pos. | School | In Green Bay |
|------|-----------------|------|---------------|----------------|
| 1941 | Bruce Smith | B | Minnesota | 1945-48 |
| 1956 | Paul Hornung | B | Notre Dame | 1957-62, 64-66 |
| 1990 | Ty Detmer | QB | Brigham Young | 1992-95 |
| 1991 | Desmond Howard | WR | Michigan | 1996, 99 |
| 1996 | Danny Wuerffel | QB | Florida | 2000 |
| 1997 | Charles Woodson | CB | Michigan | 2006-12 |

KENTRELL BRICE

SAFETY | LOUISIANA TECH

Second NFL Season | Second Packers Season



Ht: 5-11 Wt: 200 | Born: August 11, 1994 | NFL Games Played/Started: 16/1 | Acquired: FA-16

PRO HIGHLIGHTS:

➤ Was one of five rookie free agents to make Green Bay's Week 1 roster and joined S Marwin Evans as the only rookie free agents to play in all 16 regular season games and three postseason contests for the Packers in 2016.

➤ Started one of 16 games played, recording 15 tackles (all solo), a pass defended and a fumble recovery.

➤ Ranked No. 4 on the team with eight special teams tackles during the regular season and No. 3 on the team with three tackles on special teams in the playoffs.

2016 SEASON: Played in all 16 games with one start, seeing time on defense and special teams...Registered 15 tackles (all solo), a fumble recovery and a pass defended on defense and eight tackles on special teams (No. 4 on the team)...Also appeared in all three postseason contests and recorded five tackles (all solo) and two passes defended...Ranked No. 3 on the team with three tackles on special teams in the playoffs...**Vs. Detroit (Sept. 25):** Played a team-high 23 snaps on special teams and also saw 12 plays of action on defense. Posted the first tackle of his NFL career, drilling WR Golden Tate after a 10-yard completion in the second quarter. Also recorded a tackle on special teams...**At Tennessee (Nov. 13):** Played 21 snaps on defense and 22 on special teams. Registered a solo tackle and his first career pass defended. Came over to break up QB Marcus Mariota's deep pass down the middle intended for TE Delanie Walker on third down late in the first half to force a Tennessee punt. Added a tackle on special teams...**At Washington (Nov. 20):** Appeared on 17 plays on defense and 17 on special teams. Registered three tackles on defense (all solo). Sustained a back injury late in the fourth quarter and did not return...**Vs. Seattle (Dec. 11):** Played 17 snaps on defense and 16 on special teams. Late in the fourth quarter, posted the first fumble recovery of his career, diving on a fumble by RB Alex Collins at the Green Bay 33 that was forced by DT Christian Ringo. Also posted one solo tackle on defense and a tackle on special teams...**At Chicago (Dec. 18):** Played five snaps on defense and 18 on special teams. Made a key tackle late in the game with the Packers leading, 27-24, and the Bears facing a second-and-goal from the 4. Came up to bring down RB Jordan Howard for no gain as the Bears were forced to settle for a tying FG two plays later...**At Detroit (Jan. 1):** Started his first NFL game, opening at SS with Morgan Burnett sliding to ILB. Played a career-high 49 snaps and posted a career-best five tackles (all solo)...**At Dallas (NFC Di-**

AT A GLANCE ...

- Was one of five rookie free agents to make Green Bay's Week 1 roster and joined S Marwin Evans as the only rookie free agents to play in all 16 regular-season games and three postseason contests for the Packers in 2016.
- Started one of 16 games played, recording 15 tackles (all solo), a pass defended and a fumble recovery.
- Ranked No. 4 on the team with eight special teams tackles during the regular season and No. 3 on the team with three tackles on special teams in the playoffs.
- Started 33 of 49 games played at Louisiana Tech, recording 210 tackles (154 solo), 10 tackles for a loss, five sacks, three interceptions, four forced fumbles, a fumble recovery and 13 pass breakups.

visional, Jan. 15): Played 52 snaps, seeing significant action in place of Burnett, who left the game in the first half due to a quad injury. Registered four tackles (all solo) and two passes defended. Late in the first half, came up to bring down RB Ezekiel Elliott for no gain on a run. In the third quarter, made a leaping breakup of QB Dak Prescott's deep pass down the middle intended for WR Terrance Williams, nearly intercepting the ball near the goal line. Added a tackle on special teams...**At Atlanta (NFC Championship, Jan. 22):** Was limited to just three snaps on defense and three on special teams due to a shoulder injury that he sustained making a tackle of WR Eric Weems on the opening kickoff...**2016 Draft:** Signed by Green Bay as an undrafted free agent on May 6.

COLLEGE: Started 33 of 49 games played at Louisiana Tech, recording 210 tackles (154 solo), 10 tackles for a loss, five sacks, three interceptions, four forced fumbles, one fumble recovery and 13 pass breakups...Earned degree in liberal arts...**Senior season (2015):** Started all 13 games played, posting 60 tackles (46 solo), including four for a loss, a sack, an INT, eight pass breakups and a fumble recovery...Produced eight games with at least five tackles, including four with at least five solo tackles...Recorded seven tackles (five solo) and a fumble recovery at Western Kentucky (Sept. 10)...Logged a season-high eight tackles (six solo) vs. Florida International (Sept. 26)...Recorded a season-high seven solo tackles in Louisiana Tech's 42-17 win at Rice (Oct. 30)...Posted six solo tackles and picked off a pass for an 11-yard INT return vs. North Texas (Nov. 7)...Posted a season-high three pass breakups at Texas-El Paso (Nov. 21), adding five tackles (three solo)...**Junior**

NOTABLE GREEN BAY-AREA STREETS NAMED AFTER PACKERS

Brett Favre Pass Brett Favre
Donald Driver Way Donald Driver
Hinkle Street Clarke Hinkle
Holmgren Way Mike Holmgren
Hubbard Street Cal Hubbard
Hutson Street Don Hutson
Isbell Street Cecil Isbell
Lambeau Street Curly Lambeau
Lewellen Road Verne Lewellen
Lombardi Avenue Vince Lombardi

Mike McCarthy Way Mike McCarthy
Reggie White Way Reggie White
Starr Court Bart Starr
Tony Canadeo Run Tony Canadeo

NOTE — The Main Street Bridge, connecting Green Bay's east and west sides, was renamed the **Ray Nitschke** Memorial Bridge; Canadeo Street, named after **Tony Canadeo**, no longer exists after construction of new housing in the late 1980s.

season (2014): Started all 14 games and recorded career highs in tackles (86), solo tackles (65), sacks (four) and forced fumbles (four)...Also added five pass breakups and two INTs...Produced 12 games with at least five tackles, three of which led the team...Led the team in tackles with nine (six solo) at No. 4 Oklahoma (Aug. 30)...Logged six tackles (five solo) and a forced fumble at North Texas (Sept. 11)...Finished off the regular season with seven tackles (five solo), a pass breakup and a QB hit at Marshall (Dec. 6)...**Sophomore season (2013):** Started six of 12 games played, posting 54 tackles (35 solo), including two for a loss, and a fumble recovery...Opened up the season with a double-digit tackle performance, posting 11 tackles (six solo) at N.C. State (Aug. 31)...Led the team with nine tackles (six solo) vs. Lamar (Sept. 7)...**Freshman season (2012):** Played in 10 games, recording eight solo tackles and two assisted tackles.

PERSONAL: Given name Kentrell Montez Brice...First name is pronounced ken-TRELL...Born in Ruston, La. ... Has a son, Kentrell Jr. ...**High school:** Attended Ruston (La.) High School, logging 159 tackles (104 solo), including nine for a loss, five forced fumbles, three fumble recoveries, 31 pass breakups and six interceptions...Also posted eight blocked field goals, returned an INT for a 96-yard touchdown and returned two kickoffs for TDs during his senior year...Lettered in football all four years...Was named first-team all-district, honorable mention all-state and the Elite 22 Defensive MVP of the Year...Lettered two years in track and field and basketball...Residence: Ruston, La.

KENTRELL BRICE'S PRO STATISTICS

| Year | Team | GP | GS | —Tackles— | | | | | Interceptions | | | | | Fumbles | | | |
|------|-----------|----|----|-----------|------|------|----|-----|---------------|-----|----|----|----|---------|----|-----|---|
| | | | | Tot | Solo | Asst | Sk | Yds | No | Yds | Lg | TD | PD | FF | FR | Yds | |
| 2016 | Green Bay | 16 | 1 | 15 | 15 | 0 | 0 | 0 | 0 | 0 | 0 | 0 | 0 | 1 | 0 | 1 | 0 |

PLAYOFFS

| Year | Team | GP | GS | —Tackles— | | | | | Interceptions | | | | | Fumbles | | | |
|------|-----------|----|----|-----------|------|------|----|-----|---------------|-----|----|----|----|---------|----|-----|---|
| | | | | Tot | Solo | Asst | Sk | Yds | No | Yds | Lg | TD | PD | FF | FR | Yds | |
| 2016 | Green Bay | 3 | 0 | 5 | 0 | 0 | 0 | 0 | 0 | 0 | 0 | 0 | 0 | 2 | 0 | 0 | 0 |

Additional statistics: Special teams tackles — 8 in 2016, 3 in '16 playoffs.

NFL debut: at Jacksonville, 9/11/16

First NFL start: at Detroit, 1/1/17

CAREER TRANSACTIONS

- 2016 Signed by Green Bay Packers as undrafted free agent, May 6.

BRICE'S SINGLE-GAME CAREER HIGHS

Tackles

Total..... 5, at Det. (1/1/17)
Solo..... 5, at Det. (1/1/17)

Passes Defensed..... 1, at Ten. (11/13/16)

KENTRELL BRICE GAME-BY-GAME

2016, GREEN BAY

| Date | Opp | GP | GS | Tot | So | As | Sk | Yd | Int | Yd | Lg | TD | PD | FF | FR | FF | FR | Yds | |
|-------------------|----------|-----------|----------|-----------|-----------|----------|----------|----------|----------|----------|----------|----------|----------|----------|----------|----|----|-----|---|
| 09/11 | at Jax-W | 1 | 0 | 0 | 0 | 0 | 0 | 0 | 0 | 0 | 0 | 0 | 0 | 0 | 0 | 0 | 0 | 0 | 0 |
| 09/18 | at Min-L | 1 | 0 | 0 | 0 | 0 | 0 | 0 | 0 | 0 | 0 | 0 | 0 | 0 | 0 | 0 | 0 | 0 | 0 |
| 09/25 | Det-W | 1 | 0 | 1 | 0 | 0 | 0 | 0 | 0 | 0 | 0 | 0 | 0 | 0 | 0 | 0 | 0 | 0 | 0 |
| 10/09 | NYG-W | 1 | 0 | 0 | 0 | 0 | 0 | 0 | 0 | 0 | 0 | 0 | 0 | 0 | 0 | 0 | 0 | 0 | 0 |
| 10/16 | Dal-L | 1 | 0 | 0 | 0 | 0 | 0 | 0 | 0 | 0 | 0 | 0 | 0 | 0 | 0 | 0 | 0 | 0 | 0 |
| 10/20 | Chi-W | 1 | 0 | 0 | 0 | 0 | 0 | 0 | 0 | 0 | 0 | 0 | 0 | 0 | 0 | 0 | 0 | 0 | 0 |
| 10/30 | at Atl-L | 1 | 0 | 1 | 1 | 0 | 0 | 0 | 0 | 0 | 0 | 0 | 0 | 0 | 0 | 0 | 0 | 0 | 0 |
| 11/06 | Ind-L | 1 | 0 | 1 | 1 | 0 | 0 | 0 | 0 | 0 | 0 | 0 | 0 | 0 | 0 | 0 | 0 | 0 | 0 |
| 11/13 | at Ten-L | 1 | 0 | 1 | 1 | 0 | 0 | 0 | 0 | 0 | 0 | 0 | 0 | 1 | 0 | 0 | 0 | 0 | 0 |
| 11/20 | at Was-L | 1 | 0 | 3 | 3 | 0 | 0 | 0 | 0 | 0 | 0 | 0 | 0 | 0 | 0 | 0 | 0 | 0 | 0 |
| 11/28 | at Phi-W | 1 | 0 | 0 | 0 | 0 | 0 | 0 | 0 | 0 | 0 | 0 | 0 | 0 | 0 | 0 | 0 | 0 | 0 |
| 12/04 | Hou-W | 1 | 0 | 0 | 0 | 0 | 0 | 0 | 0 | 0 | 0 | 0 | 0 | 0 | 0 | 0 | 0 | 0 | 0 |
| 12/11 | Sea-W | 1 | 0 | 1 | 1 | 0 | 0 | 0 | 0 | 0 | 0 | 0 | 0 | 0 | 0 | 0 | 0 | 0 | 1 |
| 12/18 | at Chi-W | 1 | 0 | 1 | 1 | 0 | 0 | 0 | 0 | 0 | 0 | 0 | 0 | 0 | 0 | 0 | 0 | 0 | 0 |
| 12/24 | Min-W | 1 | 0 | 1 | 1 | 0 | 0 | 0 | 0 | 0 | 0 | 0 | 0 | 0 | 0 | 0 | 0 | 0 | 0 |
| 01/01 | at Det-W | 1 | 1 | 5 | 5 | 0 | 0 | 0 | 0 | 0 | 0 | 0 | 0 | 0 | 0 | 0 | 0 | 0 | 0 |
| '16 TOTALS | | 16 | 1 | 15 | 15 | 0 | 0 | 0 | 0 | 0 | 0 | 0 | 1 | 0 | 1 | | | | |
| 01/08 | NYG-W | 1 | 0 | 1 | 1 | 0 | 0 | 0 | 0 | 0 | 0 | 0 | 0 | 0 | 0 | 0 | 0 | 0 | 0 |
| 01/15 | Dal-W | 1 | 0 | 4 | 4 | 0 | 0 | 0 | 0 | 0 | 0 | 0 | 2 | 0 | 0 | 0 | 0 | 0 | 0 |
| 01/22 | at Atl-L | 1 | 0 | 0 | 0 | 0 | 0 | 0 | 0 | 0 | 0 | 0 | 0 | 0 | 0 | 0 | 0 | 0 | 0 |
| PLAYOFFS | | 3 | 0 | 5 | 5 | 0 | 0 | 0 | 0 | 0 | 0 | 0 | 2 | 0 | 0 | | | | |

*NFC Wild Card Playoff; *NFC Divisional Playoff; *NFC Championship

TITLETOWN: GREEN BAY, WIS.

On Dec. 6, 1961, three days after the Packers clinched the Western Conference title and were assured of playing host to the NFL Championship Game in Green Bay for the first time, civic leaders adopted the nickname "Tittletown, U.S.A."

Some 110 men and women from all walks of civic and business life in Green Bay agreed to the idea — the brainchild of Jack Yuenger, the *Green Bay Press-Gazette's* advertising manager at the time — during a breakfast at the old downtown Beaumont Hotel. Festivities were to start following the Packers' final regular-season game in Los Angeles on Dec. 17.

The group made plans to hang Tittletown banners and signs in the downtown area; held a number of events, including a Christmas party for the Packers on Dec. 23 at the Brown County Veterans Memorial Arena; and wrote a song, "Tittletown, U.S.A.," to the tune of "Mr. Touchdown."

The community enthusiastically greeted the idea to the point where it still uses the nickname, and the Packers did their part on Dec. 31 by beating the Giants, 37-0, in the first postseason game ever played at what is now Lambeau Field.

BRYAN BULAGA

TACKLE | IOWA

Eighth NFL Season | Eighth Packers Season



Ht: 6-5 | Wt: 314 | Born: March 21, 1989 | NFL Games Played/Started: 80/76 | Acquired: D1-10

PRO HIGHLIGHTS:

➤ Started a career-high 16 games at RT last season and helped the offense rank in the top 10 in several categories, including points per game (No. 4, 27.0), yards per game (No. 8, 368.8) and first downs (No. 7, 349).

➤ Opened all 12 games he appeared in at RT in 2015, blocking for RBs Eddie Lacy (758) and James Starks (601) as they became the first Green Bay duo since 1985 to both rush for 600-plus yards in the same season.

➤ Started 15 contests in 2014 and helped the offense rank No. 1 in the league in scoring (30.4), No. 6 in yards per game (386.1) and tied for No. 1 in giveaways with a franchise-record 13.

➤ Was part of a line that allowed just nine sacks in the final eight games in '14, the second-fewest allowed by an offensive line in the NFL over the final eight games behind only Denver (eight).

➤ Helped the offense finish tied for No. 9 in the league in sacks allowed with 30 that season, the fewest given up by Green Bay since 2007 (19).

➤ Blocked for QB Aaron Rodgers as he ranked No. 1 in the NFL in TD/INT ratio (7.60, 38/5), No. 2 in passer rating (112.2), No. 2 in yards per attempt (8.43) and No. 3 in TD passes (38) on his way to earning NFL Most Valuable Player honors from The Associated Press in '14.

➤ Spent the entire 2013 season on injured reserve after sustaining a significant knee injury in the team's annual Family Night scrimmage at Lambeau Field in early August.

➤ Played in 37 games with 33 starts at right tackle in his first three seasons as a pro.

➤ Was part of a line that helped the Packers average 28.8 points per game from 2010-12, No. 3 in the NFL over that span, and 374.2 yards per game, No. 6 in the league.

➤ Was limited to nine games in 2012 after sustaining a season-ending hip injury in the first half of the Week 9 contest vs. Arizona.

➤ Started all 12 games that he appeared in and allowed just one sack in 2011, according to STATS LLC.

➤ As a rookie in 2010, started the final 12 regular-season games and all four postseason contests at RT after taking over for injured veteran Mark Tauscher (shoulder).

➤ His 12 starts in '10 were the most in the regular season by a Packers rookie tackle since Tauscher's 14 in 2000.

➤ Named to the All-Rookie team by Pro Football Weekly/PFWA in 2010.

➤ Capped his impressive rookie season by becoming the youngest player at the time, according to STATS LLC, to ever start in the Super Bowl (21 years, 322 days), and turned in a commendable performance against Pittsburgh pass rusher LaMarr Woodley.

➤ Was the fourth offensive tackle selected in the 2010 NFL Draft (No. 23 overall). Became the first offensive lineman to be selected in the first round by the Packers since Ross Verba in 1997 and the third Iowa offensive lineman to be

AT A GLANCE ...

- Started a career-high 16 games at RT last season and helped the offense rank in the top 10 in several categories, including points per game (No. 4, 27.0), yards per game (No. 8, 368.8) and first downs (No. 7, 349).
- Opened all 12 games he appeared in at RT in 2015, blocking for RBs Eddie Lacy (758) and James Starks (601), the first Green Bay duo since 1985 to both rush for 600-plus yards in the same season.
- Started 15 contests in 2014, helping the offense rank No. 1 in the league in scoring (30.4 ppg) and No. 9 in the NFL in sacks allowed with 30, the fewest given up by Green Bay in a season since '07.
- Was sidelined for the entire 2013 campaign after sustaining a season-ending knee injury in the team's annual Family Night scrimmage in early August.
- Opened the final 12 games of 2010 and the entire postseason at RT after taking over for injured veteran Mark Tauscher (shoulder), the most regular-season starts by a Packers rookie tackle since Tauscher's 14 in 2000, and was named to the Pro Football Weekly/PFWA All-Rookie team.
- Started 23 of 26 games at LT over his final two seasons at Iowa and was named the Big Ten Offensive Lineman of the Year in '09.
- Was the first offensive lineman selected in the first round by the Packers since 1997 (Ross Verba) and the third offensive lineman from Iowa taken in the first round in team history (Verba, Ron Hallstrom in 1982).

selected in the first round in team history (Verba, Ron Hallstrom in 1982).

➤ Signed a contract extension with the team on March 11, 2015.

2016 SEASON: Started a career-high 16 games at RT and was part of a line that helped the Packers rank in the top 10 in the NFL in points per game (No. 4, 27.0), yards per game (No. 8, 368.8), passing yards per game (No. 7, 262.4), yards per carry (No. 7, 4.55), third-down conversions (No. 2, 46.7), first downs (No. 7, 349), time of possession (No. 5, 31:14) and giveaways (t-No. 8, 17)...Also started all three postseason contests...**vs. Detroit (Sept. 25):** Helped to clear the way for Lacy's season-high 103 yards rushing on just 17 carries (6.1 avg.). Also protected Rodgers as he threw four TD passes, with all of them coming in the first half...**vs. Chicago (Oct. 20):** Started and appeared on all 87 plays, helping the offense record season highs for first downs (32) and time of possession (39:36). The first-down total was tied for the second-best single-game mark in franchise history and the time of possession was the best mark by Green Bay since Oct. 27, 2013, at Minnesota (40:54). Protected Rodgers as he completed a franchise-record 39 passes, including 10-plus passes to three different players (WRs Davante Adams, Randall Cobb and Ty Montgomery), only the second time in NFL history (New England Patriots, Nov. 13, 1994) that a team has accomplished that feat in a game...**At Philadelphia (Nov. 28):** Protected Rodgers as the line didn't allow a sack and provided time for him to complete 30 of 39 passes for 313 yards and two TDs for a 116.7 passer rating. The zero-

sack game came against an Eagles defense that entered the contest ranked No. 7 in the league in sacks with 26. Part of an offense that converted 10 of 14 third downs, a 71.4 conversion rate that was the best by an NFL team on the season... **Vs. Seattle (Dec. 11):** Helped protect Rodgers as he completed 18 of 23 passes for 246 yards and three TDs with no INTs for a 150.8 passer rating, the fourth-highest rating of his career. Part of a line that allowed just one sack, the third straight game with either one or zero sacks allowed. Green Bay's longest streak since a four-game stretch to end the 2014 season... **At Chicago (Dec. 18):** Part of an offense that racked up a season-best 451 total yards, highlighted by a season-high 226 yards rushing and three TDs on just 23 carries (9.8 avg.). The average of 9.8 yards per carry was the best in franchise history (since 1940) in games with 20-plus attempts, topping the previous high of 9.2 yards per carry at Washington on Oct. 10, 2010 (17 carries for 157 yards). The average per carry was also the second-best mark by an NFL team since the 1970 AFL-NFL merger among teams with 20-plus attempts behind only the 11.0-yard average posted by the Cincinnati Bengals (37-407) vs. Denver on Oct. 22, 2000. Helped clear holes for Montgomery to rush for a career-high 162 yards and two TDs on 16 attempts (10.1 avg.), the best yardage output by a Green Bay player since RB Samkon Gado's 171-yard outing vs. Detroit on Dec. 11, 2005...

At Detroit (Jan. 1): Started and played 67 of 75 snaps, leaving the game briefly in the second half due to injury. Helped the offense post 448 yards and 28 first downs as the Packers registered their fourth straight 30-point game, tied for the second-longest single-season streak in team history, and their fourth consecutive zero-giveaway game, tying the franchise record. Protected Rodgers as he was sacked just once on the evening and threw for 300 yards and four TDs on 27-of-39 passing with no INTs, his team-record seventh straight game without an INT. Helped clear holes for Green Bay's 153 yards rushing on 31 carries (4.9 avg.), the second-highest yardage output on the ground by the Packers on the season, with three players rushing for 40-plus yards... **Vs. N.Y. Giants (NFC Wild Card, Jan. 8):** Part of a line that helped protect Rodgers as he completed 25 of 40 passes for 362 yards and four TDs with no INTs for a 125.2 rating. Helped the offense post its fifth straight game with 30-plus points, the longest streak by the Packers (including playoffs) since a seven-game streak in 1963. Also part of an offense that did not turn the ball over for the fifth straight game, the longest streak in team annals (including playoffs)... **At Dallas (NFC Divisional, Jan. 15):** Started and played 64 of 67 snaps, missing one series in the second quarter due to a knee injury. Protected Rodgers as he became just the second QB in NFL history (Drew Brees, 2011) to throw for 350-plus yards in back-to-back games in a single postseason with 355 yards and two TDs on 28-of-43 passing. Part of an offense that posted 27 first downs, the third most by the Packers in a playoff game, and 413 total yards. Helped the offense rack up 34 points, the first time Green Bay had posted back-to-back 30-point games in the postseason since the 1996 playoffs (three straight).

2015: Started at RT in all 12 games that he appeared in... Was sidelined for three games (Weeks 2-4) due to a knee injury sustained in practice and the Week 13 contest because of an ankle injury... Also started both playoff games... Part of a line that helped the Packers rank tied for No. 4 in the NFL in giveaways (17) and No. 12 in rushing (115.6 ypg)... Helped block for Lacy (758) and Starks (601) as they became the first Green Bay duo since 1985 to both rush for 600-plus yards in the same season... **Vs. Seattle (Sept. 20):** Was inactive due to a knee injury sustained in practice on Sept. 16, an injury that would also sideline him for the next two games... **Vs. San Diego (Oct. 18):**

Helped the Packers post 133 rushing yards on just 17 carries, a 7.8-yard average that was the best by Green Bay since Oct. 10, 2010, at Washington (9.2, 17-157). Helped clear the way for Starks' 112 yards on just 10 carries (11.2 avg.), the second-best yards-per-carry average by an NFL back on the season (min. 10 att.)... **Vs. Detroit (Nov. 15):** Helped protect Rodgers as he completed a season-high 35 passes for 333 yards, his second straight 300-yard game... **Vs. Chicago (Nov. 26):** Helped the offense rack up 177 yards rushing on 28 carries (6.3 avg.), the best yardage total on the ground by Green Bay since the team posted 179 yards vs. Atlanta in Week 14 in '14. Blocked for Lacy as he registered 105 yards rushing on 17 carries (6.2 avg.), the first Green Bay RB to register back-to-back 100-yard rushing games since Ahman Green in 2006 (three straight)... **Vs. Dallas (Dec. 13):** Helped the Packers record season highs for rushing yards (230), first downs (29) and time of possession (37:48). The 230 rushing yards on a season-high 44 attempts (5.2 avg.) were the most by Green Bay in a game since Nov. 29, 2004, vs. St. Louis (231 yards on 28 carries). Helped block for a pair of 70-yard rushers in Lacy (season-high 124 yards and a TD on 24 carries) and Starks (71 yards and a TD on 11 attempts)... **At Washington (NFC Wild Card, Jan. 10):** Helped protect Rodgers as he was sacked just once against a Washington defense that had registered 17 sacks in its final four regular-season games. Blocked for Lacy (63 yards and a TD on 12 carries) and Starks (53 yards and a TD on 12 carries) as they became the first duo in team history to both rush for 50-plus yards and a TD in a playoff game.

2014: Started 15 games, missing the Week 2 contest due to a knee injury... Part of an offense that ranked No. 1 in the league in scoring (30.4), No. 6 in yards per game (386.1) and tied for No. 1 in giveaways with a franchise-record 13... Part of a line that allowed only nine sacks over the final eight regular-season games, the second-fewest allowed over that span behind only Denver (eight)... Helped the Packers finish tied for No. 9 in the NFL in total sacks allowed with 30 on the season, the fewest given up by Green Bay since 2007 (19)... Part of an offense that set a franchise record for most first downs in a season with 356... Protected Rodgers on his way to earning NFL Most Valuable Player honors from AP as he ranked No. 1 in the league in TD/INT ratio (7.60, 38/5), No. 2 in passer rating (112.2), No. 2 in yards per attempt (8.43) and No. 3 in TD passes (38)... Blocked for Lacy as he ranked No. 7 in the NFL with 1,139 rushing yards on the season... Also started both postseason contests... **At Seattle (Sept. 4):** Started at RT, his first regular-season game action since Week 10 of 2012 (vs. Arizona). Left the game early in the second quarter after spraining his knee, an injury that would sideline him the next week vs. the N.Y. Jets... **At Chicago (Sept. 28):** Protected Rodgers as he threw for 302 yards and four TDs on 22-of-28 passing for a 151.2 passer rating, the third-best single-game mark of the QB's career (min. 20 att.) and the fifth-best rating in team history. Was part of a line that allowed just one sack for 0 yards and helped the offense score on six of seven possessions... **Vs. Minnesota (Oct. 2):** Helped the offense rack up 42 points and 156 rushing yards, including Lacy's 105 yards and two TDs on just 13 attempts. Lacy's average of 8.1 yards per carry was a career high (min. 10 attempts)... **Vs. Carolina (Oct. 19):** Blocked for Rodgers as he completed 19 of 22 passes for 255 yards and three TDs, a career-high completion percentage of 86.4 and a passer rating of 154.5 that was the second best of his career... **At New Orleans (Oct. 26):** Helped protect Rodgers on his way to 418 yards on 28-of-39 passing, the second-best yardage output of the QB's career and tied for the third-best total in franchise history. Helped Lacy (123) and Cobb (126) become the first Green Bay RB/WR duo to both post 100 yards receiving

in the same game since RB Eddie Lee Ivery (128) and WR Aundra Thompson (102) did so at Tampa Bay on Oct. 12, 1980...**Vs. Chicago (Nov. 9):** Helped the offense rack up 55 points, tied for the third most in a game in team annals, and 451 total yards. Part of a line that didn't allow a sack and helped Rodgers throw for six TDs, which tied the single-game franchise record, with all of them coming in the first half as he tied Raiders QB Daryle Lamonica (1969) for the most in a half in NFL history...**Vs. Philadelphia (Nov. 16):** Played all 68 snaps, helping the Packers post back-to-back 50-point games for the first time in franchise history...**At Minnesota (Nov. 23):** Helped clear the way for Lacy's season-high 125 rushing yards on 25 carries (5.0 avg.), with 55 of those coming in the fourth quarter, a career high for Lacy...**Vs. Atlanta (Dec. 8):** Part of an offense that registered season highs for total yards (502) and first downs (28). Helped clear the way for a season-high 179 rushing yards, highlighted by a pair of 70-yard rushers in Starks (75 yards on 10 carries) and Lacy (73 yards on 13 carries). Protected Rodgers as the line allowed just one sack and helped the QB throw for 327 yards and three TDs with no INTs, his eighth game on the season with three-plus TDs/zero INTs as he tied Patriots QB Tom Brady's single-season NFL record set in 2007...**At Buffalo (Dec. 14):** Started and played 60 of 71 snaps, departing the game early in the fourth quarter after sustaining a concussion during a return of a Rodgers interception...**Vs. Detroit (Dec. 28):** Played all 66 snaps and helped the offense register 377 yards against a Detroit defense that entered the game ranked No. 2 in the NFL (295.9 ypg). Part of a line that allowed just one sack (QB Matt Flynn in the third quarter) for the fourth consecutive game, the longest single-season streak of zero sacks/one sack since Weeks 8-11 in 2007...**Vs. Dallas (NFC Divisional, Jan. 11):** Part of an offense that registered 425 total yards, the fifth most in a game in franchise postseason history. Blocked for Rodgers (316) and Lacy (101) as the Packers had both a 300-yard passer and a 100-yard rusher in a playoff game for the first time in team history.

2013: Spent the entire season on injured reserve after sustaining a significant knee injury during the team's annual Family Night scrimmage at Lambeau Field on Aug. 3... Was working at left tackle during training camp after also spending the offseason on the left side...Was placed on injured reserve on Aug. 27.

2012: Opened each of the first nine games at RT before a hip injury cut his season short...Helped the offense rank No. 5 in the league in scoring (27.1) and No. 2 in fewest giveaways (16), which also was tied for the second-fewest turnovers in franchise history...**Vs. New Orleans (Sept. 30):** Helped the offense register 421 yards and a season-high 30 first downs. Part of a line that did not allow a sack and helped Rodgers connect on 31 of 41 passes for 319 yards and four TDs...**At Houston (Oct. 14):** Member of a line that turned in an outstanding all-around performance in the 42-24 win against what was the NFL's No. 3-ranked defense entering the game. Helped the offense produce 427 yards, including 338 passing yards and a franchise-record-tying six TD passes from Rodgers...**At St. Louis (Oct. 21):** Spent much of the game matched up with standout DE Chris Long, limiting him to just one assisted tackle and no sacks as Rodgers threw for 342 yards and three TDs with no INTs on 30-of-37 passing...**Vs. Arizona (Nov. 4):** Suffered a hip injury on a second-quarter run by Cobb, who had lined up in the backfield on the play. Did not return to the game and the injury was later deemed a season-ending one. Was placed on injured reserve on Nov. 12.

2011: Started all 12 games that he appeared in, as well as the team's playoff contest...Helped the offense set fran-

chise records for points (560), also the third most in NFL history, total net yards (6,482) and total net passing yards (4,924)...Blocked for Rodgers as he was named the league MVP by AP after setting an NFL single-season record for passer rating (122.5) and team marks for touchdown passes (45), passing yards (4,643), yards per attempt (9.25), completion percentage (68.3) and 300-yard games (eight)...Allowed just one sack on the season, according to STATS LLC...Started each of the first three games before suffering a knee injury at Chicago in Week 3, which forced him to miss the next two contests (vs. Denver, at Atlanta)...Sustained a sprain around his kneecap at Kansas City in Week 15 and was sidelined for the final two regular-season games vs. Chicago and Detroit...**At Carolina (Sept. 18):** Helped the offense register a 419-yard, 30-point outing and match a season low with only one sack allowed. Made a key drive block on DE Greg Hardy on Starks' game-long 40-yard run in the third quarter...**At Minnesota (Oct. 23):** Helped block for another prolific performance by Rodgers, one that saw him throw for 335 yards and three TDs en route to the second-highest passer rating of his career at the time (146.5). Was an integral part of the "four-minute" situational drive at the end of the game that allowed Starks to pound out 55 yards on six carries as the Packers ran out the final 2:30 in the win...**Vs. Minnesota (Nov. 14):** Helped the offense rack up 38 points and provided time for Rodgers to complete 23 of 30 passes for 250 yards and four TDs. It marked his third straight 140-plus rating game as Rodgers joined Kurt Warner (1999) as the only QBs in NFL history to accomplish that feat...**At Detroit (Nov. 24):** Helped silence a vaunted Detroit front, allowing Rodgers time to complete 22 of 33 passes for 307 yards and two TDs as he posted an NFL-record 11th straight game with a 110-plus passer rating...**At N.Y. Giants (Dec. 4):** Held up well in protection once again, facing several of the Giants' talented linemen as the offense allowed only two sacks. Helped Rodgers throw for 369 yards, his franchise-record eighth 300-yard game of the season, and four TDs.

2010: Competed for the starting LG position in training camp, began the season as the top reserve at LT and LG, and then took over as the starting RT in Week 5 when Tauscher was lost for the season to a shoulder injury...Went on to start the final 12 games of the regular season and the entire postseason at RT...Named to the All-Rookie team by *Pro Football Weekly/PFWA*...**At Philadelphia (Sept. 12):** Made his NFL debut, appearing on special teams in FG and PAT protection...**Vs. Buffalo (Sept. 19):** Saw his first regular-season playing time at LT in relief of Chad Clifton (knee), entering the game with just under six minutes left in the second quarter and playing the rest of the way...**At Washington (Oct. 10):** Made his first NFL start, opening at RT in place of Tauscher. Blocked for team's season-high 157 rushing yards on just 17 carries (9.2 avg.), the first time in franchise history that the Packers rushed for 150-plus yards on fewer than 20 attempts in a regular-season game...**At Philadelphia (NFC Wild Card, Jan. 9):** Blocked for Starks, who posted 123 yards on 23 carries (5.3 avg.), the most by a rookie in franchise postseason history...**Vs. Pittsburgh (Super Bowl XLV, Feb. 6):** Became the youngest player at the time, according to STATS LLC, to start in the Super Bowl (21 years, 322 days), besting the mark set by Denver WR Ricky Nattiel (22 years, six days) in Super Bowl XXII vs. Washington. Turned in one of his best performances of the season against LB LaMarr Woodley, limiting him to just one sack...**2010 Draft:** Selected in the first round at No. 23 overall, the fourth OT taken. Became the first offensive lineman selected in the first round by the Packers since Verba in '97 and the third Iowa offensive lineman selected in the first round in team history (Verba, Hallstrom in '82).

VETERANS
COMMUNITY
ADMIN. & COACHES
BULLGUA
DRAFT & FREE AGENTS
2016 REVIEW
RECORDS & HISTORY
LAMBEAU FIELD
MISC.

COLLEGE: Played in 30 games for Iowa with 28 starts in three seasons, 23 of them at LT...Allowed just 3½ sacks and was penalized only five times in his career...Majored in communication studies...**Junior season (2009):** Started 10 of 13 games at LT, missing three games following the season opener with a thyroid condition...A cold or flu virus settled into his thyroid, causing weakness and fatigue during any periods of exertion...Even after returning to the lineup, needed another three games to get back to full strength...Despite dealing with that, was named the Big Ten Offensive Lineman of the Year, becoming the sixth Hawkeye to receive the honor, along with Robert Gallery (2003), Eric Steinbach (2002), Mike Devlin (1992), Dave Croston (1986) and Mike Haight (1985)...Also was a first-team All-America selection by *Sporting News*, with other All-America honors coming from the Walter Camp Football Foundation and AP (both second team), CollegeFootballNews.com (third team), and *Pro Football Weekly* (honorable mention)...Named first-team All-Big Ten by the league's coaches and media, *Sporting News* and *Phil Steele's College Football*...One of four juniors named to the team's 2009 leadership group...Allowed two sacks on 392 pass plays, both coming vs. Michigan DE Brandon Graham (Oct. 10), the No. 13 overall pick in the first round of the 2010 NFL Draft by Philadelphia who had 3½ total tackles for loss in the contest...Closed his college career at the Orange Bowl in Miami vs. Georgia Tech (Jan. 5), limiting DE Derrick Morgan, drafted No. 16 overall in the first round by Tennessee in 2010, to just three tackles; key block on Morgan cleared way for RB Brandon Wegher's 32-yard TD run to seal 24-14 win...**Sophomore season (2008):** Started all 13 games at LT, earning second-team All-Big Ten honors from the league's coaches and honorable mention from the media...Named first-team All-Big Ten by *Phil Steele's College Football* and Sophomore All-American by CollegeFootballNews.com...On 835 total snaps, was penalized just twice, and on 320 pass plays, allowed only 1½ sacks...Helped the rushing offense, led by future N.Y. Jets draft pick RB Shonn Greene, top 200 yards six times...Made his first start at LT vs. Maine (Aug. 30)...Aided the ground game in churning out a season-best 254 rushing yards, including 217 with four TDs from Greene, vs. Wisconsin (Oct. 18)...Helped the offense rush for 248 yards vs. Purdue

(Nov. 15), and on a 14-yard TD run by Greene, threw a block on fellow 2010 Green Bay draftee Mike Neal, though the two did not go head-to-head throughout the game...**Freshman season (2007):** Played in seven games, with five starts at LG, playing every offensive snap in those five starts to close the season...One of 11 true freshmen to see action for the Hawkeyes...Named to the Freshman All-Big Ten team by *Sporting News*...After coming off the bench to play in the season opener vs. Northern Illinois (Sept. 1), missed the next five contests with a shoulder injury...Made his first career start, at LG, at Purdue (Oct. 20)...Started at LG vs. Michigan State (Oct. 27) as the offense rushed for 230 yards in the double-OT win to start a three-game winning streak.

PERSONAL: Given name Bryan Joseph Bulaga...Last name is pronounced buh-LAH-guh...Born in Barrington, Ill. ...Married, wife's name is Abbie...The couple has a 2-year-old son, Declan, and an infant daughter, Cameron...**High school:** As a senior at Marian Central Catholic High (Woodstock, Ill.), earned *Parade* and *PrepStar* first-team All-America honors, plus second-team recognition from *USA Today*...Also earned first-team all-state honors from the Illinois High School Football Coaches Association, the *Chicago Tribune* and the *Champaign News-Gazette*, and was named Suburban Catholic Conference and *Northwest Herald* Area Player of the Year...A two-year varsity captain, he did not allow a sack as a LT in his career...As a junior, was named first-team all-area by the *Chicago Sun-Times*...In his career, recorded 261 career tackles, with 46 for loss, 31 sacks and one INT, with 23 of the sacks coming at DE as a senior...Also played DE, LB and TE...As a TE, posted 35 career receptions for 665 yards (19.0 avg.) and 10 TDs, plus three two-point conversions...Also lettered one year each in baseball and basketball...**Community involvement:** Participated in the Green Bay Packers Golf Invitational in Kohler, Wis. ...Helped coach kids at the annual Junior Power Pack football clinic...Also supported the Jerry Parins Cruise for Cancer with an autograph signing and attended the local Families of Children With Cancer holiday party...Participated in the Edgar Bennett Celebrity Bowl-A-Thon...In college, participated in an effort to help flood victims in Cedar Rapids, Iowa...Residence: Bradenton, Fla.

BRYAN BULAGA'S PRO GAMES PLAYED/STARTED

| Year | Team | GP | GS |
|------|-----------|----|----|
| 2010 | Green Bay | 16 | 12 |
| 2011 | Green Bay | 12 | 12 |
| 2012 | Green Bay | 9 | 9 |
| 2013 | Green Bay | 0 | 0 |
| 2014 | Green Bay | 15 | 15 |
| 2015 | Green Bay | 12 | 12 |
| 2016 | Green Bay | 16 | 16 |

NFL totals (seven years)80 76
Postseason12 12

On injured reserve for Packers' two games during 2012 playoffs

On injured reserve for 2013 season

Additional statistics: *Miscellaneous tackles — 2 in 2010, 3 in 2016; NFL total: 5. Miscellaneous fumble recoveries — 1 in 2011, 1 in 2014; NFL total: 2.*

NFL debut: at Philadelphia, 9/12/10

First NFL start: at Washington, 10/10/10

CAREER TRANSACTIONS

- 2010 Selected by Green Bay Packers in first round (23rd overall) of '10 NFL Draft, April 22... Signed first contract, July 30.
- 2012 Placed on injured reserve (hip), Nov. 12.
- 2013 Placed on injured reserve (knee), Aug. 27.
- 2015 Re-signed by Packers as unrestricted free agent, March 11.

MORGAN BURNETT

SAFETY | GEORGIA TECH

Eighth NFL Season | Eighth Packers Season



Ht: 6-1 Wt: 209 | Born: January 13, 1989 | NFL Games Played/Started: 90/90 | Acquired: D3-10

PRO HIGHLIGHTS:

➤ Ranks No. 3 among Green Bay safeties (since 1982) in career sacks (7.5), according to STATS, trailing LeRoy Butler (20.5) and Mark Murphy (11.0). Is tied for No. 4 among NFL safeties in sacks since 2011 (7.5).

➤ Played in and started 15 games in 2016, leading the Packers with 92 tackles (78 solo) while finishing second on the team with 13 passes defended. His career-best three sacks ranked No. 2 in the NFL among safeties (Giants S Landon Collins, four).

➤ Finished tied for No. 4 on the team in tackles (74) and tied for No. 3 in solo tackles (55) despite missing five games due to a calf injury in 2015. Started both postseason contests and tied for the team lead with 14 tackles (11 solo).

➤ Led the team with 125 tackles (99 solo) and was tied for No. 3 on the team with a career-best 11 special teams tackles in 2014, despite missing one game due to injury.

➤ Posted two sacks and an interception in the 2014 NFC Championship Game at Seattle, becoming the first defensive back in franchise history (since 1982) to register two sacks in a postseason contest.

➤ Started each of the final 13 games in 2013, posting 106 tackles (77 solo), nine passes defended and a career-high and team-leading three fumble recoveries, one of which he returned for his first career TD.

➤ Opened each of the team's 16 games (plus both playoff contests) for the second consecutive season in 2012 and finished second on the defense with a career-high 137 tackles (97 solo), two sacks, 13 passes defended, two forced fumbles, an interception and a fumble recovery.

➤ Participated in all 1,088 plays for Green Bay's defense in 2012, and, according to NFL participation statistics, was one of only four non-offensive linemen in the NFL to appear on 100 percent of his team's snaps, joining St. Louis LB James Laurinaitis, Indianapolis QB Andrew Luck and San Diego QB Philip Rivers.

➤ Started each of the team's 16 regular-season games in 2011, the first two at strong safety and the final 14 at free safety in place of an injured Nick Collins (neck), one of only two Green Bay defenders to start all 16 games (NT B.J. Raji).

➤ Suffered a hand injury in practice in advance of the team's Week 6 contest vs. St. Louis in 2011, but remained in the lineup and played the ensuing six games with a cast on.

➤ Despite the injury, continued to fill in the statistics sheet in his first full season of action, posting a secondary-high 107 tackles (83 solo) and a career-high 14 passes defended. Added three interceptions, two forced fumbles, two fumble recoveries and his first career sack.

➤ Was one of only two players on the team (CB Charles Woodson) to record a sack, an interception, a fumble recovery and a forced fumble in 2011.

➤ Posted three INTs in the season's first three games, and combined with his one in the first four games of 2010, became the first Packer since S Chuck Cecil in 1988 to have four INTs in his first seven NFL games.

AT A GLANCE ...

- Has solidified himself as a core member of the team's secondary, having started 97 games (including playoffs) between the two safety positions since the start of 2011.
- Has recorded 90-plus tackles in five of the past six seasons, falling short of that mark in 2015 when he missed five games due to a calf injury.
- Set a career high with three sacks in 2016 (No. 2 in the NFL among safeties, Giants S Landon Collins, four). Ranks No. 3 among Green Bay safeties (since 1982) in career sacks (7.5), according to STATS, trailing LeRoy Butler (20.5) and Mark Murphy (11.0).
- Recorded his fourth straight 100-tackle season in 2014 with a team-high 125 tackles (99 solo).
- Was the only Packer to surpass 100 tackles each season from 2011-14.
- In 2010, joined Tom Flynn (1984) and Nick Collins (2005) as the only Green Bay rookies to open the season as a starter at safety since the 1970 AFL-NFL merger. Started the first four games of his rookie season at SS before sustaining a season-ending knee injury vs. Detroit in Week 4.
- In just three seasons at Georgia Tech, intercepted 14 passes, two shy of the school's career record.
- Earned second-team All-America and first-team All-ACC honors as a sophomore in 2008, when he picked off seven passes and posted a career-high 93 tackles.

➤ Started the first four games at SS in 2010 before his rookie campaign was cut short by a season-ending knee injury (ACL) sustained in Week 4. Became just the third Packers rookie to open the season as a starter at safety since the 1970 AFL-NFL merger, joining Tom Flynn (1984) and Collins (2005).

➤ Was selected by the Packers in the third round of the 2010 NFL Draft with the No. 71 overall pick. Green Bay traded up 15 spots from No. 86 overall to get him, surrendering that selection plus a fourth-round pick (No. 122 overall) to the Philadelphia Eagles, the third straight year GM Ted Thompson moved up in the draft to select a defensive player (Jeremy Thompson in 2008, Clay Matthews in 2009).

2016 SEASON: Started all 15 games he played in (inactive Week 3 with groin injury) and led the team with 92 tackles (78 solo)...Posted 13 passes defended (No. 2 on the team), a career-high three sacks, two QB hits and two interceptions...Ranked No. 2 in sacks among NFL safeties (Giants S Landon Collins, four) and joined Collins as the only safeties in the NFL with three-plus sacks and two-plus INTs on the season...Added three tackles on special teams...Also started all three postseason contests and was tied for No. 2 on the team with 16 tackles (15 solo) and a pass defended...**At Jacksonville (Sept. 11):** Tied for the team lead with nine tackles (all solo). Early in the fourth quarter, lined up on the right side of the line and made an inside move to beat LT Kelvin Beachum on his way to bringing down QB Blake Bortles for an 8-yard sack. Was one of a host of defenders to bring down WR Allen Hurns for a 1-yard loss on fourth-and-1 with 23 seconds remain-

ing to secure the 27-23 victory for Green Bay...**Vs. N.Y. Giants (Oct. 9):** Registered five tackles (all solo) and a pass defended when he came over the top to make a leaping deflection of a QB Eli Manning pass intended for WR Sterling Shepard in the fourth quarter, nearly making the interception on the play...**Vs. Dallas (Oct. 16):** Posted eight tackles (six solo) and made a diving interception of a QB Dak Prescott pass intended for TE Jason Witten on third down late in the third quarter at the Dallas 16. Led the team with two passes defended, including a breakup of a Prescott pass intended for Witten over the middle with just over two minutes remaining in the first half...**Vs. Chicago (Oct. 20):** Finished with seven tackles (two solo) and a pass defended. Made a leaping deflection of a QB Matt Barkley pass that went into the arms of LB Blake Martinez for an interception at the Chicago 42 late in the fourth quarter...**Vs. Indianapolis (Nov. 6):** Registered five tackles (four solo), a sack and a pass defended. Came on a blitz off the right side and got past TE Dwayne Allen to bring down QB Andrew Luck for a 5-yard sack on third down to force an Indianapolis punt early in the fourth quarter...**At Tennessee (Nov. 13):** Posted five tackles (four solo) and a sack. Came untouched from the left side to chase down and then trip up QB Marcus Mariota for a 13-yard sack on third down early in the fourth quarter...**At Philadelphia (Nov. 28):** Posted a team-high 10 tackles (nine solo), including a tackle for a loss, and a pass defended. Saw some action at inside LB in the first half with starters Jake Ryan and Martinez inactive due to injuries and Matthews sidelined for a stretch due to a shoulder injury...**Vs. Houston (Dec. 4):** Led the team with a season-high 11 tackles (all solo) and added two passes defended, a fumble recovery and a QB hit. On Houston's opening drive, scooped up a TE Ryan Griffin fumble that was forced by CB LaDarius Gunter, recovering the ball at the Green Bay 41 and returning it 35 yards to the Houston 24...**Vs. Seattle (Dec. 11):** Finished with seven tackles (five solo), an interception and a QB hit. Early in the second quarter, ran down the seam with TE Jimmy Graham and made an interception of QB Russell Wilson's pass intended for him over the middle, returning the pick 19 yards to the Seattle 26 to help set up a Green Bay TD. Was matched up with Graham for much of the game and helped limit him to just one catch for 16 yards, tying Graham's season low for receptions. Saw time at inside LB in sub-packages. Added a tackle on special teams...**At Detroit (Jan. 1):** Opened the game at inside LB, the first time in his career that he started a game at that position, and registered three tackles (two solo) and a pass defended...**At Dallas (NFC Divisional, Jan. 15):** Was limited to just 16 snaps of action due to a quad injury sustained on the opening drive when he collided with Gunter on a pass breakup. Was back on the field for the next series, but left the game for good after that. Registered two tackles (both solo)...**At Atlanta (NFC Championship, Jan. 22):** Despite being limited in practice during the week due to a quad injury, started at SS and played all 73 snaps, one of three Green Bay defenders to do so. Was tied for the team lead with nine tackles (eight solo).

2015: Played in and started 11 games, recording 74 tackles (55 solo), two forced fumbles (tied for the team lead), a fumble recovery, three QB hits, two pressures and six passes defended...Was tied for No. 4 on the team in

tackles despite missing five contests (Weeks 1, 3-6) due to a calf injury...Started both postseason games and was tied for the team lead with 14 tackles (11 solo)...Added a pass defended, a QB pressure and three tackles on special teams (tied for the team lead in the playoffs)...**Vs. Seattle (Sept. 20):** Saw his first action of the season and was one of four defenders to play all 60 snaps on the evening. Registered two solo tackles and helped limit RB Marshawn Lynch to just 41 yards on 15 carries (2.7 avg.)...**Vs. Kansas City (Sept. 28):** Inactive (calf) after re-aggravating the injury during practice on Sept. 25...**At Carolina (Nov. 8):** Played 66 of 67 snaps, posting a team-high nine tackles (six solo). Also tied for the team lead with two passes defended and added a QB hit...**At Minnesota (Nov. 22):** Played 58 of 64 snaps, departing briefly due to injury in the first quarter. With the Vikings trailing, 27-13, but driving early in the fourth quarter, jarred the ball loose from RB Adrian Peterson at the Green Bay 22, a fumble that was recovered by CB Sam Shields at the Green Bay 21...**Vs. Chicago (Nov. 26):** Played all 67 snaps, one of three Green Bay defenders to do so. Recorded nine tackles (eight solo) and forced a fumble by WR Alshon Jeffery early in the third quarter on his catch, one that Jeffery recovered at the Chicago 45...**At Oakland (Dec. 20):** Led the team with a season-high 10 tackles (eight solo), including a tackle for a loss when he stopped RB Latavius Murray for a 3-yard loss on a run late in the first quarter. Matched his career high with three passes defended and added a QB pressure...**At Arizona (Dec. 27):** Led the team with a season-high-tying 10 tackles (eight solo). On third-and-goal from the 1 in the second quarter, broke up QB Carson Palmer's pass in the flat intended for RB David Johnson, drilling Johnson as the ball arrived to force Arizona to settle for a FG. With just over five minutes remaining in the game, scooped up a RB Kerwynn Williams fumble at the Arizona 20 that was forced by DT Mike Pennel, returning the fumble 21 yards...**Vs. Minnesota (Jan. 3):** Appeared on all 48 plays, joining Ha Ha Clinton-Dix for the fourth straight week as the only Green Bay defenders to do so, and led the secondary with nine tackles (six solo). Helped limit QB Teddy Bridgewater to a career-low 99 yards passing and a 45.7 passer rating...**At Washington (NFC Wild Card, Jan. 10):** Started and played all 72 snaps, one of only two defenders (Clinton-Dix) to do so. Tied for the team lead with eight tackles (seven solo) and a pass defended. Also tied for the team lead with two tackles on special teams.

2014: Started 15 games at SS, missing one due to injury (calf, at New Orleans), and led the team with 125 tackles (99 solo)...Marked his fourth straight 100-tackle season (2011-14), the only player on the team to do so over that span...Also recorded 1½ sacks, an interception, six passes defended, a forced fumble, two pressures and three QB hits, and added a career-best 11 tackles on special teams (tied for No. 3 on the team)...Part of a secondary that helped Green Bay rank No. 7 in opponent passer rating (82.0)...Contributed to a run defense that allowed 86.4 yards per game over the final eight contests, No. 5 in the NFL over that span, and 3.6 yards per carry, No. 6 in the league over that span...Also started both playoff contests and was tied for second on the team with 13 tackles (nine solo)...Ranked second on the team with two sacks in the postseason and added an interception and a tackle on special teams...**Vs.**

NFC CENTRAL COMPOSITE STANDINGS, 1978-2001

| | —Division— | | | | —Overall— | | | | —Central Titles— | |
|------------------|------------|-----------|----------|-------------|------------|------------|----------|-------------|------------------|--|
| | W | L | T | Pct | W | L | T | Pct | No. | Years |
| Minnesota | 99 | 80 | 1 | .553 | 203 | 172 | 1 | .541 | 7 | 1978, 1980, 1989, 1992, 1994, 1998, 2000 |
| Chicago | 99 | 80 | 0 | .553 | 200 | 176 | 0 | .532 | 8 | 1984-88, 1990-91, 2001 |
| Green Bay | 100 | 76 | 2 | .567 | 192 | 180 | 4 | .516 | 3 | 1995-97 |
| Detroit | 81 | 100 | 0 | .448 | 160 | 215 | 1 | .427 | 2 | 1983, 1993 |
| Tampa Bay | 67 | 110 | 1 | .379 | 146 | 229 | 1 | .390 | 3 | 1979, 1981, 1999 |

N.Y. Jets (Sept. 14): Was one of two defensive players to play all 71 snaps (A.J. Hawk). Led the team with 10 tackles (eight solo) and added a pass defended and a tackle on special teams. Helped limit the Jets to 166 net passing yards...

At Chicago (Sept. 28): Led the secondary with 14 tackles (12 solo), a tackle total that matched his career high (vs. New Orleans, Sept. 8, 2011). Added a tackle on special teams...**Vs. Minnesota (Oct. 2):** Posted a team-high 11 tackles (10 solo) and a forced fumble, his first since forcing one at Chicago on Dec. 16, 2012. With just over two minutes remaining in the first half, punched the ball out on a RB Matt Asiata run, a fumble that was recovered by CB Casey Hayward at the Green Bay 34...**At Miami (Oct. 12):** One of two defensive players (Hawk) to play all 58 snaps, he registered five tackles (four solo), including a tackle for a loss. The TFL came on a fourth-and-goal from the 1 in the first quarter when he knifed through the line to stop RB Knowshon Moreno for a 2-yard loss. The goal-line stand came after Miami took over at the Green Bay 16 following a blocked punt...**Vs. Carolina (Oct. 19):** Registered seven tackles (six solo). Left in the fourth quarter with a calf injury and did not return...**Vs. Chicago (Nov. 9):** Returned to action and registered six tackles (four solo), a sack and a pass defended. Came off the left side on a fourth-and-10 late in the first half and brought QB Jay Cutler down for an 8-yard loss, eluding a block attempt by RB Matt Forte to get to Cutler. Marked his first sack since Oct. 28, 2012, vs. Jacksonville...**Vs. Atlanta (Dec. 8):** Played 66 of 67 snaps and led the secondary with eight tackles (seven solo) and an interception. On the INT, stayed with WR Devin Hester as he first went to the flat before heading down the sideline to make a leaping interception of QB Matt Ryan's pass intended for Hester. Took the return across the field for a 32-yard pickup to the Atlanta 15, setting up a 1-yard TD pass from QB Aaron Rodgers to RB Eddie Lacy four plays later. Added a QB pressure and a tackle on special teams...**At Tampa Bay (Dec. 21):** Played all 49 snaps and led the team with 10 tackles (eight solo), adding a half-sack, a QB hit, a pressure and a pass defended. Came off the left side and made an inside move to beat T Oniel Cousins on his way to a shared 10-yard sack of QB Josh McCown with DT Mike Daniels in the first quarter. Part of a defense that allowed just 106 total yards, the fewest given up by Green Bay since Dec. 21, 2006 (104 yards vs. Minnesota). Helped the defense allow just 16 yards rushing, the third fewest given up in a game by the Packers since the 1970 AFL-NFL merger...**Vs. Detroit (Dec. 28):** Played all 69 snaps and led the secondary with five tackles (all solo) and a season-high two passes defended. Recovered a QB Matthew Stafford fumble on an attempted handoff to RB Joique Bell at the Detroit 42 early in the fourth quarter. The turnover led to seven points with Rodgers' 1-yard TD run putting Green Bay up, 28-14. Added two tackles on special teams...**At Seattle (NFC Championship, Jan. 18):** One of two defenders to play all 70 snaps, he led the team with two sacks. Also tied for the team lead with nine tackles (seven solo) and added an INT and a QB hit. Became the first defensive back in franchise history to register two sacks in a postseason game. Came up the middle to bring down Wilson for a 1-yard loss as he scrambled late in the first half. Came around the right side of the line untouched to bring Wilson down for a 5-yard sack midway through the fourth quarter. On the next series, intercepted Wilson's pass over the middle that went off the hands of WR Jermaine Kearse at the Green Bay 39, and returned it 4 yards.

2013: Suffered a hamstring injury late in training camp that sidelined him for the first three games of the regular season, snapping a streak of 35 consecutive starts (including playoffs)...Returned in Week 5 and went on to start the final 13 games of the regular season, in addition to the team's playoff game...Finished with 106 tackles (77

solo), nine passes defended and a career-high and team-best three fumble recoveries, including one he returned for his first career TD...Was also voted a playoff captain by his teammates for the first time in his career, joining Hawk as the two representatives for the defense...**At San Francisco (Sept. 8):** Aggravated a hamstring injury during the practice week and was rendered inactive for the season opener...**Vs. Detroit (Oct. 6):** Returned to the practice field following the team's bye week and was a full participant in the preparation. Started the game at SS and appeared on all 67 defensive plays, posting six tackles (four solo) and two passes defended...**At Baltimore (Oct. 13):** Appeared on all 66 defensive plays, finishing with 11 tackles (nine solo). Was an active part of a critical goal-line stand that resulted in a turnover on downs in the second quarter, assisting on tackles on three of the four plays that thwarted the Ravens, despite their starting with a first-and-goal from the Packers' 4-yard line...**At N.Y. Giants (Nov. 17):** Registered a season-high 13 tackles (eight solo)...**At Detroit (Nov. 28):** Posted 11 tackles and a career-high two fumble recoveries, the second of which he returned for his first-ever TD. Was involved in his first turnover play of the season when he scooped up a fumble forced by Matthews on a carry by RB Reggie Bush at the Green Bay 2-yard line on Detroit's opening drive. Later scored his first career TD in the second quarter when he picked up another fumble, this time courtesy of a strip sack of Stafford by LB Nick Perry at the Detroit 1-yard line, and crossed the goal line for the score...**At Chicago (Dec. 29):** Talled three tackles (one solo), and recovered his career-high third fumble of the season late in the second quarter. On the recovery, picked up a ball that had been stripped from Jeffery by CB Tramon Williams.

2012: Started every game for the second consecutive season and finished second on defense with a career-high 137 tackles (97 solo)...Also posted two sacks, 13 passes defended, two interceptions, two forced fumbles and a fumble recovery...Became the leader of the young safety group after the veteran Woodson sustained a broken collarbone in Week 7 at St. Louis and missed the remainder of the regular season...Moved over to start the final nine games at SS, pairing with a combination of second-year man M.D. Jennings and rookie Jerron McMillian, and helping to serve as the last line for a pass defense that ranked No. 4 in the NFL in opponent QB rating (76.8)...According to league participation information, he appeared on all 1,088 of the Packers' defensive snaps, one of only two defenders (Laurinaitis) and four non-offensive linemen in the NFL to achieve 100 percent participation in 2012...**Vs. New Orleans (Sept. 30):** Finished as the team's leading tackler with a season-high 13 stops (six solo) and a pass defended. Made a key tackle for a loss on a short pass from QB Drew Brees to RB Mark Ingram on a first-down play from the Green Bay 1-yard line in the third quarter. The subsequent two plays were incomplete passes and New Orleans was forced to attempt a FG on fourth down...**Vs. Jacksonville (Oct. 28):** Started at SS instead of his customary FS position due to Woodson's injury, responding with a strong, well-rounded performance. Finished with 11 tackles (nine solo), a sack, both a forced and recovered fumble, and three passes defended during the game. Talled the second sack of his career when he came free on a blitz early in the third quarter and dropped QB Blaine Gabbert for a 16-yard loss, also managing to jar the ball loose from Gabbert's grasp on their way to the ground. Earlier in the game, recovered a fumble when he pounced on a loose ball that LB Brad Jones punched free from RB Rashad Jennings...**At Detroit (Nov. 18):** Posted a secondary-high nine tackles (eight solo) and his career-high second sack of the season, throwing Stafford for a 9-yard loss in the first quarter...**Vs. Minnesota (Dec. 2):** Had one of his most impactful

games as a pro, making two game-changing INTs inside the Green Bay 20-yard line in the third quarter with the Vikings threatening to score. According to the Elias Sports Bureau, he became the first Packer to record two INTs in the same game on plays that both started at the Green Bay 25-yard line or in since CB Doug Evans did so vs. Minnesota on Oct. 22, 1995. The first turnover came early in the second half when he intercepted a throw from QB Christian Ponder intended for WR Michael Jenkins in the end zone. Came back to haunt the Vikings again on the final play of the third quarter when he was matched against TE Kyle Rudolph, who he undercut on a deep crossing route toward the sideline, diving to pick off Ponder's pass at the Green Bay 13. The pair of INTs marked the second multi-INT game of his career (also at Chicago, Sept. 25, 2011). Finished the game with a secondary-leading nine tackles (eight solo) and three passes defended... **At Chicago (Dec. 16):** Part of a pass defense that limited Chicago to just 107 net passing yards and held them without a third-down conversion during the game. Finished with eight tackles (all solo), a forced fumble and a pass defended. Fumble came late in the second quarter after he punched the ball loose from WR Brandon Marshall near the line of scrimmage, but it was recovered by Bears T Jonathan Scott.

2011: Started all 16 games of the regular season, joining Raji as the only two defensive players to do so...Opened the first two games at SS, but played out the remaining 14 at FS following a season-ending neck injury to Collins in Week 2...Suffered an injury of his own when he sustained a fracture in his right hand during practice leading up to the team's Week 6 game vs. St. Louis...Played the ensuing six contests with a cast covering his hand...Led the secondary and finished second on the team with 107 tackles (83 solo) and posted 14 passes defended, three INTs, two forced fumbles, two fumble recoveries and a sack...Joined Woodson as the only two players on the team to record a sack, an interception, a forced fumble and a fumble recovery during the season...**vs. New Orleans (Sept. 8):** Started his first regular-season game since Week 4 of 2010 and picked up where he left off, posting a career-high and team-leading 14 tackles (nine solo) from the SS position. Most critical tackle came on the game's final play, when he came over the top of the first wave of defenders at the goal line and teamed with Matthews to stop Ingram from advancing as time expired, preserving the 42-34 win...

At Carolina (Sept. 18): Showed his dynamic array of skills throughout the game, finishing with three tackles (all solo), a sack, a forced fumble and an INT. Forced fumble came when he punched the ball out from WR Steve Smith following a 25-yard gain in the third quarter and it was recovered by Woodson. On the following possession, made his third career INT on an overthrown ball by former Atlanta high school foe, QB Cam Newton. First career sack came later when his coverage responsibility, TE Greg Olsen, stayed in to block and he chased a rolling Newton to the right sideline, dropping him for a 3-yard loss. Became the first Packers defender since Woodson (Nov. 26, 2009, at Detroit) to record a sack, INT and forced fumble in the same game...**At Chicago (Sept. 25):** Led the secondary and placed second on the defense with six tackles (all solo) and two passes defended, posting the first two-INT game of his young career. Flashed his impressive range on the first INT in the first quarter when he came from the hashes to haul in a deep QB Jay Cutler pass intended for WR Roy Williams along the Chicago sideline. The second INT came early in the fourth quarter when Cutler sailed a throw to Williams and he reached back to make the INT. With the two INTs, became the first Packer since Cecil in 1988 to record four INTs in his first seven NFL games. Also teamed with Woodson to become the first Packers teammates to register two-INT games in back-to-back weeks since Cecil and

CB Ron Pitts did so in Weeks 5-6 in 1988...**vs. St. Louis (Oct. 16):** Suffered a fracture in his right hand at practice during the week and played the game with a club cast. Still managed to place third on the defense with 10 tackles (five solo) and posted his second forced fumble of the season. Lowered his shoulder into the back of RB Steven Jackson on a fourth-quarter carry, jarring the ball loose on impact, though it was recovered by St. Louis...**vs. Detroit (Jan. 1):** Made six tackles (five solo) and added two passes defended and a fumble recovery. Was involved in his fifth turnover play of the season when he picked up a fumble caused by LB Desmond Bishop in the first quarter and returned it 15 yards. The Green Bay offense would score a TD seven plays later...**vs. N.Y. Giants (NFC Divisional, Jan. 15):** Made his playoff debut, finishing with five tackles (four solo), two passes defended and an INT. The INT came in the second quarter after he'd dropped into a zone coverage and dove forward to catch an overthrown pass from QB Eli Manning intended for WR Hakeem Nicks, returning it 12 yards on what was the Giants' lone turnover of the game.

2010: Opened the first four games of the season at SS before sustaining a season-ending injury to his left knee in Week 4 vs. Detroit...Recorded 15 tackles (12 solo) and an interception in four games...Placed on injured reserve on Oct. 7...**At Philadelphia (Sept. 12):** Joined teammate Collins (2005) and Flynn (1984) as the only Packers rookie safeties to start a season opener since the 1970 merger. Recorded four tackles (three solo), tied for second among DBs, in his NFL debut. Part of a secondary that limited WRs Jeremy Maclin and DeSean Jackson to a combined eight catches for 68 yards. Along with Shields, who started at nickel CB, became the first Green Bay rookie defensive-back tandem to start the season opener since the AFL-NFL merger in 1970. They were the first rookie duo to both start a regular-season game in the secondary since Collins and CB Mike Hawkins did so at Baltimore (Dec. 19, 2005)...**vs. Buffalo (Sept. 19):** Posted his first career interception in the 34-7 win over his former college coach, Bills head coach Chan Gailey. On the Bills' opening drive of the fourth quarter, attacked the line of scrimmage before the snap and met WR Roscoe Parrish immediately as a Trent Edwards pass arrived, wrestling the ball away for the INT at the Green Bay 43. The turnover led to a five-play, 52-yard TD drive that put the Packers ahead, 34-7. Added four tackles (three solo) and a pass defended, including a stop of Lynch for no gain up the middle on the play before his INT...**vs. Detroit (Oct. 3):** Posted three tackles (two solo) in 23 snaps, but suffered a torn ACL in his left knee, ending his debut season...**2010 Draft:** Selected by the Packers in the third round with the No. 71 overall pick. Green Bay traded up 15 spots, from No. 86, to get him by surrendering that selection plus a fourth-round pick (No. 122 overall) to the Philadelphia Eagles, the third straight year Thompson moved up in the draft to select a defensive player. Became the first player drafted by the Packers out of Georgia Tech since WR Charlie Simmons (sixth round, 1995) and was the highest-drafted safety out of Georgia Tech since Travares Tillman (Buffalo, 2000, second round, No. 58 overall).

COLLEGE: Intercepted 14 passes in three seasons for the Yellow Jackets, which was tied for second most in school history at the time of his departure, behind only the 16 of Willie Clay (1988-91)...Also compiled 235 career tackles (147 solo), eighth most at the time by a Georgia Tech defensive back and just five tackles shy of cracking the top five...Played in 40 career games, starting 28, with all but one start coming at S (the other at CB)...Had 13½ tackles for a loss, including one sack, plus two forced fumbles, two fumble recoveries and 27 passes defended...Majored in management...**Junior season (2009):** A second-team All-Atlantic Coast Conference pick and team captain,

he was a preseason candidate for the Jim Thorpe and Bronko Nagurski awards...Started all 14 games despite playing four contests with a cast on his hand for a broken thumb, leading the team in INTs for the third straight year and ranking second in tackles...Registered 85 tackles (48 solo), four tackles for a loss, four INTs, eight passes defended, a blocked kick, a forced fumble and a fumble recovery...Intercepted two passes for the third time in his career vs. North Carolina (Sept. 26), earning ACC Defensive Player of the Week honors for his performance...**Sophomore season (2008):** Started all 13 games and earned first-team All-America honors from *The NFL Draft Report* and second-team recognition from Rivals.com, *Sports Illustrated* and *Sporting News*...Led the ACC with seven INTs, the most by a Tech player since 1991 and tied for fourth most in a single season in school history...Named first-team All-ACC and led the team in total tackles (93) and solo tackles (62), recording double-digit tackles in four games...Had seven tackles for a loss, one forced fumble and 15 total passes defended...Picked off a QB Matthew Stafford pass at Georgia (Nov. 29) and returned it 35 yards for his lone career TD in a 45-42 win...**Freshman season (2007):** Played in all 13 games with one start...Saw action at both safety spots and as nickel back...Named to the ACC All-Freshman team and honorable mention Freshman All-America by *Sporting News*...Ranked fifth on the team with 57 tackles (37 solo) and first with three INTs, breaking up 10 passes altogether, six in the season's final three games...Added 2½ tackles for a loss, one sack and a fumble recovery.

PERSONAL: Given name Morgan Mark Burnett...Nicknamed "Uno"...Born in College Park, Ga. ...Married, wife's name is Nicolette...Has two sons, Morgan Jr. and Logan...Brother, Cap Jr., played football at the University of Georgia from 1999-2002...**High school:** A four-year starter and three-year team captain at North Clayton High (College Park, Ga.), where he was coached by his older brother, Cap Jr. ...Was rated the No. 6 player in Georgia, the No. 7 safety in the nation, and the No. 84 player overall in the national top 100 by Rivals.com...Rated the No. 5 prospect in the state by *SuperPrep*, was a member of the Super 11 squad selected by the *Atlanta Journal-Constitution*, and was named to the *Orlando Sentinel's* All-Southern team...Played QB, WR and DB...Earned Class 4A first-team all-state honors as a senior, when he recorded 135 tackles and six INTs, returning three for TDs, and added 1,100 yards rushing, 875 yards receiving and 650 yards passing on offense...Also was named Atlanta Touchdown Club Defensive Back of the Year and Defensive Player of the Year for Clayton/Henry counties...As a junior, compiled 101 tackles and five INTs, returning one for a TD, and had 950 yards rushing, 800 passing and 620 receiving...Earned honorable mention all-state recognition at QB as a sophomore...Had his jersey, No. 1, retired by the school in April 2011...Also was a four-year letterman in track and a three-year letterwinner in basketball...**Community involvement:** Holds a free youth football camp in his community, Clayton County (Ga.), every summer...Is a spokesperson for the ALS Association Wisconsin Chapter...Is an ambassador for the NFL Fuel Up to Play 60 program...Has participated in benefits for the Jerry Parins Cruise for Cancer...Residence: College Park, Ga.

MORGAN BURNETT'S PRO STATISTICS

| Year | Team | —Tackles— | | | | | | | Interceptions | | | | | Fumbles | | |
|---------------------------------|-----------|-----------|-----------|------------|------------|------------|-----------|-----------|---------------|-----------|-----------|----------|-----------|----------|----------|-----------|
| | | GP | GS | Tot | Solo | Asst | Sk | Yds | No | Yds | Lg | TD | PD | FF | FR | Yds |
| 2010 | Green Bay | 4 | 4 | 15 | 12 | 3 | 0 | 0 | 1 | 0 | 0 | 0 | 1 | 0 | 0 | 0 |
| 2011 | Green Bay | 16 | 16 | 107 | 83 | 24 | 1 | 3 | 3 | 0 | 0 | 0 | 14 | 2 | 2 | 25 |
| 2012 | Green Bay | 16 | 16 | 137 | 97 | 40 | 2 | 25 | 2 | 1 | 1 | 0 | 13 | 2 | 1 | 0 |
| 2013 | Green Bay | 13 | 13 | 106 | 77 | 29 | 0 | 0 | 0 | 0 | 0 | 0 | 9 | 0 | 3 | 0 |
| 2014 | Green Bay | 15 | 15 | 125 | 99 | 26 | 1½ | 13 | 1 | 32 | 32 | 0 | 6 | 1 | 1 | 0 |
| 2015 | Green Bay | 11 | 11 | 74 | 55 | 19 | 0 | 0 | 0 | 0 | 0 | 0 | 6 | 2 | 1 | 21 |
| 2016 | Green Bay | 15 | 15 | 92 | 78 | 14 | 3 | 26 | 2 | 19 | 19 | 0 | 13 | 0 | 1 | 35 |
| NFL totals (seven years) | | 90 | 90 | 656 | 501 | 155 | 7½ | 67 | 9 | 52 | 32 | 0 | 62 | 7 | 9 | 81 |

| Year | Team | —Tackles— | | | | | | | Interceptions | | | | | Fumbles | | |
|-------------------|-----------|-----------|-----------|-----------|-----------|-----------|----------|----------|---------------|-----------|-----------|----------|----------|----------|----------|----------|
| | | GP | GS | Tot | Solo | Asst | Sk | Yds | No | Yds | Lg | TD | PD | FF | FR | Yds |
| 2011 | Green Bay | 1 | 1 | 5 | 4 | 1 | 0 | 0 | 1 | 12 | 12 | 0 | 2 | 0 | 0 | 0 |
| 2012 | Green Bay | 2 | 2 | 11 | 9 | 2 | 0 | 0 | 0 | 0 | 0 | 0 | 2 | 0 | 0 | 0 |
| 2013 | Green Bay | 1 | 1 | 7 | 6 | 1 | 0 | 0 | 0 | 0 | 0 | 0 | 1 | 0 | 0 | 0 |
| 2014 | Green Bay | 2 | 2 | 13 | 9 | 4 | 2 | 6 | 1 | 4 | 4 | 0 | 1 | 0 | 0 | 0 |
| 2015 | Green Bay | 2 | 2 | 14 | 11 | 3 | 0 | 0 | 0 | 0 | 0 | 0 | 1 | 0 | 0 | 0 |
| 2016 | Green Bay | 3 | 3 | 16 | 15 | 1 | 0 | 0 | 0 | 0 | 0 | 0 | 1 | 0 | 0 | 0 |
| Postseason | | 11 | 11 | 66 | 54 | 12 | 2 | 6 | 2 | 16 | 12 | 0 | 8 | 0 | 0 | 0 |

On injured reserve for Packers' four games during 2010 playoffs

Additional statistics: Career interceptions — Jay Cutler (2), Christian Ponder (2), Trent Edwards, Cam Newton, Dak Prescott, Matt Ryan, Russell Wilson. Career sacks — Blake Bortles, Jay Cutler, Blaine Gabbert, Andrew Luck, Marcus Mariota, Cam Newton, Matthew Stafford, Josh McCown (½). Recovered fumble on special teams in 2014 playoffs at Seattle, 1/18/15. Special teams tackles — 1 in 2011, 11 in 2014, 1 in '14 playoffs, 3 in '15 playoffs, 3 in 2016; NFL total: 15.

NFL debut/first start: at Philadelphia, 9/12/10

First NFL interception: vs. Buffalo, 9/19/10 (T.Edwards)

First sack: at Carolina, 9/18/11 (C.Newton)

Touchdowns (1): at Detroit, 11/28/13, 1-yard fumble return.

CAREER TRANSACTIONS

- 2010 Selected by Green Bay Packers in the third round (71st overall) of '10 NFL Draft, April 23...Signed first contract, July 20...Placed on injured reserve (knee), Oct. 7.
- 2013 Signed contract extension, July 15.

BURNETT'S SINGLE-GAME CAREER HIGHS

| | | |
|------------------------|--|-----------------------|
| Tackles | Total | 14 |
| | vs. NO (9/8/11) and at Chi. (9/28/14) | |
| | Solo | 12, at Chi. (9/28/14) |
| Interceptions | 2, | |
| | at Chi. (9/25/11) and vs. Min. (12/2/12) | |
| Passes Defended | 3, four times | |
| | (last: at Oak., 12/20/15) | |

KENNY CLARK

DEFENSIVE TACKLE | UCLA

Second NFL Season | Second Packers Season



Ht: 6-3 Wt: 314 | Born: October 4, 1995 | NFL Games Played/Started: 16/2 | Acquired: D1-16

PRO HIGHLIGHTS:

- Played in all 16 games with two starts in 2016 and registered 33 tackles (14 solo), two tackles for a loss, four QB pressures, three QB hits, two fumble recoveries and two passes defensed.
- Became the youngest player to appear in a season opener for the Packers since Arnie Herber (20 years old) in 1930.
- Appeared in all three postseason contests and recorded nine tackles (five solo), including a tackle for a loss, a team-high five QB pressures and a QB hit.
- Selected by Green Bay in the first round of the 2016 NFL Draft with the No. 27 overall selection, joining former teammate DE Datone Jones (No. 26 overall, 2013) as the only UCLA defensive linemen to be selected in the first round of the draft since DT Manu Tuiaosopo in 1979 (No. 18 overall, Seattle).

2016 SEASON: Played in all 16 games with two starts and registered 33 tackles (14 solo), two tackles for a loss, four QB pressures, three QB hits, two fumble recoveries and two passes defensed...Also appeared in all three postseason contests and recorded nine tackles (five solo), including a tackle for a loss, a team-high five QB pressures and a QB hit... **At Jacksonvill** (Sept. 11): Appeared on nine plays on defense and five on special teams in his NFL debut, posting an assisted tackle on defense. Became the youngest player to appear in a season opener for the Packers since Herber (20 years old) in 1930... **At Minnesota** (Sept. 18): Played 38 snaps and was part of a line that helped limit RB Adrian Peterson to just 19 yards on 12 carries (1.6 avg.), tied for the fourth-lowest yardage total of Peterson's career, with a long of 5 yards... **Vs. Detroit** (Sept. 25): Started his first career game, opening in place of an injured DT Letroy Guion, and played a career-high 42 snaps. Registered a career-best five tackles (three solo) and helped limit the Lions to just 50 yards rushing on 23 carries (2.2 avg.) with a long run of 9 yards... **Vs. N.Y. Giants** (Oct. 9): Appeared on 18 plays and recorded the first fumble recovery of his career, scooping up a QB Eli Manning fumble at the New York 33 late in the first half and returning it 2 yards to the 31 after LB Kyler Fackrell knocked the ball out on a sack. The turnover helped set up K Mason Crosby's 44-yard FG as time expired in the first half. Added two tackles (one solo), including a tackle for a loss... **Vs. Chicago** (Oct. 20): Registered four tackles (three solo) in just 15 snaps of action, tying for the lead on the defensive line. Blew past G Eric Kush to get into the backfield to bring down RB Kadeem Carey for a 1-yard loss on a run late in the second quarter... **Vs. Seattle** (Dec. 11): Appeared on 25 plays and matched his career high with five tackles (three solo). Added a QB pressure... **Vs. Minnesota** (Dec. 24): Played 20 snaps on defense and made a key takeaway in the second quarter. With just under 10 minutes remaining, dove on a fumbled snap by C Nick Easton to give the Packers the ball at the Minnesota 42, field position that led to a 2-yard Jordy Nelson TD catch three plays later. Late in the third quarter, beat Easton to put a hit on QB Sam

AT A GLANCE ...

- Played in all 16 games with two starts in 2016 and became the youngest player to appear in a season opener for the Packers since Arnie Herber (20 years old) in 1930.
- Appeared in all three postseason contests and recorded a team-high five QB pressures.
- Played in all 39 games in his three seasons at UCLA with 29 starts, opening the final 29 games of his career for the Bruins. Finished with 164 tackles (96 solo), seven sacks and 20½ tackles for a loss.
- Earned third-team All-America honors from *The Associated Press* and first-team All-Pacific-12 recognition from the coaches and media as a junior in 2015.
- Was named the CIF Eastern Division Defensive Player of the Year as a senior in 2012 at Wilmer Amina Carter High School in Rialto, Calif., where he posted 71 tackles, 11 sacks, five forced fumbles and a fumble recovery.

Bradford and force an incomplete pass... **Vs. N.Y. Giants (NFC Wild Card, Jan. 8):** Played 22 snaps on defense, recording two assisted tackles and a team-high three QB pressures... **At Dallas (NFC Divisional, Jan. 15):** Appeared on 26 plays and posted four tackles (three solo), including a tackle for a loss. Late in the third quarter, read a screen pass to RB Ezekiel Elliott, bringing him down behind the line of scrimmage for a 2-yard loss. Added two QB pressures and a QB hit... **2016 Draft:** Selected by the Packers in the first round with the No. 27 overall choice, the second defensive tackle selected in 2016 behind Louisville's Sheldon Rankins (New Orleans, No. 12 overall).

COLLEGE: Played in all 39 games in his three seasons at UCLA with 29 starts, opening the final 29 games of his career for the Bruins...Finished with 164 tackles (96 solo), seven sacks and 20½ tackles for a loss...Majoried in African-American studies... **Junior season (2015):** Started all 13 games and earned third-team All-America recognition from *The Associated Press*...Was named first-team All-Pac-12 by both the coaches and the media...Was a team co-captain and appeared on the watch lists for the Bednarik Award, Lombardi Award, Nagurski Trophy and Outland Trophy...Registered career highs in tackles (75), sacks (six) and tackles for a loss (11), ranking second on the team in all three of those categories...Posted a career-high five pass breakups, good for third on the team...Was presented the Henry R. "Red" Sanders Award for the most valuable player on UCLA's defense and the N.N. Sugarman Award for the best leadership on defense...Also was given the Bobby Field UCLA Captains Award and the Bruin Force Award at the annual team banquet...Posted seven tackles (five solo), including a half-tackle for a loss, and scored the first TD of his career when he hauled in a 3-yard pass from QB Josh Rosen in the third quarter to put the Bruins up, 31-9, vs. Virginia (Sept. 5)...Registered 10 tackles (six solo), including a tackle for a loss and a half-sack, at Arizona (Sept. 26), as the defense limited QBs to just 115 yards on 10-of-28 passing...Posted 1½ sacks of current L.A. Rams QB Jared Goff, the No. 1 overall pick in the 2016 NFL Draft, and finished with five tackles (three solo) in the 40-24 win vs. California (Oct. 22)...Registered a career-

high three sacks, a career-best two passes defended and four tackles (all solo) vs. Washington State (Nov. 14)...Led the Bruins with a career-high 11 tackles (eight solo), two tackles for a loss and a sack vs. Nebraska (Foster Farms Bowl, Dec. 26)...**Sophomore season (2014):** Started all 13 games and earned second-team All-Pac-12 honors... Ranked No. 6 on the team with 58 tackles (31 solo) and added 5½ tackles for a loss, a fumble recovery and a pass defended...Posted five-plus tackles in six contests...Led the defensive line with a season-high eight tackles (three solo) at Virginia (Aug. 30)...Matched his season high with eight tackles (one solo) and registered 1½ tackles for a loss at California (Oct. 18)...**Freshman season (2013):** Appeared in all 13 contests with four starts as a true freshman...Registered 31 tackles (18 solo), four tackles for a loss, a sack and a forced fumble...Was presented the Ed Kezirian "Coach K" Award for Academic and Athletic Balance at the team banquet...Recorded a season-high seven tackles (four solo) vs. Arizona State (Nov. 23)...Posted his first career sack when he brought down QB Cody Kessler for a 3-yard loss in the first quarter, also forcing a fumble on the play that was recovered by the Trojans...Finished with three tackles (two solo) at Southern California (Nov.

30)...Registered two tackles (one solo), including a shared tackle for a loss, on his way to being named the most valuable lineman in the Sun Bowl vs. Virginia Tech (Sun Bowl, Dec. 31).

PERSONAL: Given name Kenneth Duane Clark Jr. ...Born in San Bernadino, Calif. ...**High school:** Was named the CIF Eastern Division Defensive Player of the Year as a senior in 2012 at Wilmer Amina Carter High School in Rialto, Calif., posting 71 tackles, 11 sacks, five forced fumbles and a fumble recovery to help his team finish 12-1...Was an All-West Region selection by *SuperPrep* and was rated a four-star recruit by both Scout.com and Rivals.com...As a junior, registered 31 tackles, 17 tackles for a loss and 8½ sacks...In addition to DT, also saw time at T, G and C on offense...Also lettered three years in wrestling, winning a CIF title as a senior when he defeated future UCLA teammate Alex Redmond...**Community involvement:** Autographed items to raise money for The Salvation Army...Visited children's hospitals and worked at youth football camps while he was at UCLA...Residence: Los Angeles, Calif.

KENNY CLARK'S PRO STATISTICS

| Year | Team | GP | GS | —Tackles— | | | Sk | Yds | Interceptions | | | | | Fumbles | | |
|------|-----------|----|----|-----------|------|------|----|-----|---------------|-----|----|----|----|---------|----|-----|
| | | | | Tot | Solo | Asst | | | No | Yds | Lg | TD | PD | FF | FR | Yds |
| 2016 | Green Bay | 16 | 2 | 33 | 14 | 19 | 0 | 0 | 0 | 0 | 0 | 0 | 2 | 0 | 2 | 2 |

| Year | Team | GP | GS | —Tackles— | | | Sk | Yds | Interceptions | | | | | Fumbles | | |
|------|-----------|----|----|-----------|------|------|----|-----|---------------|-----|----|----|----|---------|----|-----|
| | | | | Tot | Solo | Asst | | | No | Yds | Lg | TD | PD | FF | FR | Yds |
| 2016 | Green Bay | 3 | 0 | 9 | 5 | 4 | 0 | 0 | 0 | 0 | 0 | 0 | 0 | 0 | 0 | 0 |

NFL debut: at Jacksonville, 9/11/16
First NFL start: vs. Detroit, 9/25/16

CAREER TRANSACTIONS

- 2016 Selected by Green Bay Packers in the first round (27th overall) of '16 NFL Draft, April 28...Signed first contract, June 17.

CLARK'S SINGLE-GAME CAREER HIGHS

| Tackles | |
|---------|---|
| Total | 5, vs. Det. (9/25/16) and vs. Sea. (12/11/16) |
| Solo | 3, three times (last: vs. Sea., 12/11/16) |

KENNY CLARK GAME-BY-GAME

2016, GREEN BAY

| Date | Opp | GP | GS | Tot | So | As | Sk | Yd | Int | Yd | Lg | TD | PD | FF | FR |
|-------------------|----------|-----------|----------|-----------|-----------|-----------|----------|----------|----------|----------|----------|----------|----------|----------|----------|
| 09/11 | at Jax-W | 1 | 0 | 1 | 0 | 1 | 0 | 0 | 0 | 0 | 0 | 0 | 0 | 0 | 0 |
| 09/18 | at Min-L | 1 | 0 | 3 | 0 | 3 | 0 | 0 | 0 | 0 | 0 | 0 | 1 | 0 | 0 |
| 09/25 | Det-W | 1 | 1 | 5 | 3 | 2 | 0 | 0 | 0 | 0 | 0 | 0 | 0 | 0 | 0 |
| 10/09 | NYG-W | 1 | 0 | 2 | 1 | 1 | 0 | 0 | 0 | 0 | 0 | 0 | 0 | 0 | 1 |
| 10/16 | Dal-L | 1 | 1 | 3 | 1 | 2 | 0 | 0 | 0 | 0 | 0 | 0 | 0 | 0 | 0 |
| 10/20 | Chi-W | 1 | 0 | 4 | 3 | 1 | 0 | 0 | 0 | 0 | 0 | 0 | 0 | 0 | 0 |
| 10/30 | at Atl-L | 1 | 0 | 1 | 0 | 1 | 0 | 0 | 0 | 0 | 0 | 0 | 0 | 0 | 0 |
| 11/06 | Ind-L | 1 | 0 | 0 | 0 | 0 | 0 | 0 | 0 | 0 | 0 | 0 | 0 | 0 | 0 |
| 11/13 | at Ten-L | 1 | 0 | 3 | 1 | 2 | 0 | 0 | 0 | 0 | 0 | 0 | 0 | 0 | 0 |
| 11/20 | at Was-L | 1 | 0 | 3 | 0 | 3 | 0 | 0 | 0 | 0 | 0 | 0 | 0 | 0 | 0 |
| 11/28 | at Phi-W | 1 | 0 | 0 | 0 | 0 | 0 | 0 | 0 | 0 | 0 | 0 | 0 | 0 | 0 |
| 12/04 | Hou-W | 1 | 0 | 2 | 1 | 1 | 0 | 0 | 0 | 0 | 0 | 0 | 0 | 0 | 0 |
| 12/11 | Sea-W | 1 | 0 | 5 | 3 | 2 | 0 | 0 | 0 | 0 | 0 | 0 | 0 | 0 | 0 |
| 12/18 | at Chi-W | 1 | 0 | 0 | 0 | 0 | 0 | 0 | 0 | 0 | 0 | 0 | 0 | 0 | 0 |
| 12/24 | Min-W | 1 | 0 | 0 | 0 | 0 | 0 | 0 | 0 | 0 | 0 | 0 | 0 | 0 | 1 |
| 01/01 | at Det-W | 1 | 0 | 1 | 1 | 0 | 0 | 0 | 0 | 0 | 0 | 0 | 1 | 0 | 0 |
| *16 TOTALS | | 16 | 2 | 33 | 14 | 19 | 0 | 0 | 0 | 0 | 0 | 0 | 2 | 0 | 2 |
| 01/08 | NYG-W | 1 | 0 | 0 | 0 | 0 | 0 | 0 | 0 | 0 | 0 | 0 | 0 | 0 | 0 |
| 01/15 | Dal-W | 1 | 0 | 0 | 0 | 0 | 0 | 0 | 0 | 0 | 0 | 0 | 0 | 0 | 0 |
| 01/22 | at Atl-L | 1 | 0 | 0 | 0 | 0 | 0 | 0 | 0 | 0 | 0 | 0 | 0 | 0 | 0 |

PLAYOFFS 3 0 0 0 0 0 0 0 0 0 0 0 0 0 0 0

*NFC Wild Card Playoff; †NFC Divisional Playoff; ‡NFC Championship

HA HA CLINTON-DIX

SAFETY | ALABAMA

Fourth NFL Season | Fourth Packers Season

PRO BOWLS: 2016

Ht: 6-1 | Wt: 208 | Born: December 21, 1992 | NFL Games Played/Started: 48/42 | Acquired: D1-14

PRO HIGHLIGHTS:

➤ Was named to his first career Pro Bowl and earned second-team All-Pro recognition from *The Associated Press* and All-NFC honors from the PFWA in 2016 after leading the team with a career-high five interceptions (tied for No. 5 in the NFL and No. 2 among safeties).

➤ His five interceptions in 2016 were the most by a Packers safety in a single season since Charles Woodson (seven) and Charlie Peprah (five) in 2011.

➤ In 2016, posted a career-high two interceptions in both Week 9 and Week 14, becoming the first Packer to have multiple two-INT games in a season since Woodson in 2011.

➤ Named NFC Defensive Player of the Week for his two-interception performance at Chicago in Week 15 of the 2016 season, becoming the first Packers DB to win the award since Woodson in 2010 (Week 4).

➤ Has started every regular and postseason game for Green Bay since the start of the 2015 season.

➤ Led the team in tackles (18) and passes defended (four) during the 2016 postseason.

➤ His three career postseason interceptions are tied for No. 1 in the NFL (Carolina LB Luke Kuechly) since he entered the league in 2014, according to STATS.

➤ Led the team with a career-best 117 tackles (97 solo) in 2015.

➤ Registered three sacks in 2015, the most by a Packers safety since Mark Roman had 3½ in 2004.

➤ Named to the PFWA's All-Rookie team and ranked No. 2 on the team in tackles with 95 (73 solo) in 2014.

➤ Played in all 16 games in 2014, starting the final 10 (nine at FS, one at SS), the most starts by a Green Bay rookie safety since Nick Collins opened all 16 contests in 2005.

➤ Became the first Green Bay rookie defensive back to register an interception, a sack and a fumble recovery (since 1982) in his first three NFL games.

➤ Started both postseason contests and tied for No. 2 on the team with 13 tackles while leading the Packers with two interceptions.

➤ Totaled two interceptions for 48 return yards in the NFC Championship Game at Seattle, the most INT return yards ever by a Green Bay rookie in a playoff game.

➤ Drafted by the Packers with the No. 21 overall selection in the first round. Became just the second safety ever drafted by Green Bay in the first round, joining Alabama S George Teague (No. 29 overall in 1993).

2016 SEASON: Started all 16 games at FS and was No. 2 on the team with 83 tackles (71 solo)...Was named to his first career Pro Bowl, becoming the first Green Bay safety to be selected since Collins in 2010...Was named second-team All-Pro by AP and earned All-NFC honors from the PFWA...Led the team and was tied for the lead among NFL safeties (Giants S Landon Collins) with a career-high five interceptions (tied for No. 5 in the NFL)...

AT A GLANCE ...

- Was named to his first career Pro Bowl and earned second-team All-Pro recognition from *The Associated Press* and All-NFC honors from the PFWA in 2016 after leading the team with a career-high five interceptions (tied for No. 5 in the NFL and No. 2 among safeties).
- Set a career high with a team-leading 117 tackles (97 solo) in 2015. Also recorded a career-best three sacks, the most by a Green Bay safety in a season since Mark Roman had 3½ in 2004.
- Played in all 16 games in 2014, starting the final 10 (nine at FS, one at SS). It was the most starts by a Green Bay rookie safety since Nick Collins opened all 16 in 2005.
- Ranked No. 2 on the team in tackles with 95 (73 solo) and was named to the PFWA's All-Rookie team.
- Was a consensus All-America selection in 2013 as a junior, earning first-team recognition from *The Associated Press*, the Football Writers Association of America and *Sporting News*. Was named the team's Defensive Player of the Week four times in '13.
- Led the Southeastern Conference with a career-high five INTs as a sophomore in 2012 on his way to earning third-team All-America and first-team All-SEC honors from *The NFL Draft Report*.

Was tied for the NFL lead with a pair of two-INT games...All five of his INTs came from Week 9 on, the most in the NFL over that span...Added four tackles for a loss, a half-sack, a QB pressure, a forced fumble and nine passes defended...Also made three tackles on special teams...Started all three postseason games and led the team in tackles (18) and passes defended (four)...Added a tackle on special teams...

At Jacksonville (Sept. 11): Recorded five tackles (four solo), a forced fumble and a pass defended. Late in the fourth quarter, delivered a big hit on WR Allen Robinson on a catch over the middle that forced the ball to pop out, but Robinson recovered the fumble...**Vs. Dallas (Oct. 16):** Registered a team-high nine tackles (all solo), including a tackle for a loss...**Vs. Indianapolis (Nov. 6):** Talled a career-high two interceptions, four tackles (two solo), a half-sack and a QB pressure. Came underneath WR Phillip Dorsett to intercept QB Andrew Luck's pass at the Indianapolis 49 on the Colts' first offensive possession, taking the ball across the field for a 20-yard return to the 29. Later in the first quarter, made another interception, picking off Luck's overthrown pass at the Indianapolis 47 intended for TE Jack Doyle near the sideline. Joined CB Al Harris (vs. New Orleans, Oct. 9, 2005) as the only Packers since 1993 to record two INTs in the first quarter of a game. In the second quarter, came through untouched on a blitz for a shared 6-yard sack of Luck with LB Nick Perry on a third down to force a punt. Added a tackle on special teams...

At Tennessee (Nov. 13): Led the secondary with seven tackles (six solo), including a tackle for a loss, and added a tackle on special teams...**At Philadelphia (Nov. 28):** Posted three tackles (all solo) and early in the third quarter, picked off QB Carson Wentz as he overthrew TE Zach Ertz over the middle, making the interception at the Green Bay 16 and returning it 12 yards to the 28, a turnover that led to a Mason Crosby FG...**Vs. Houston (Dec. 4):** Posted six tackles (five solo) and a pass defended. Early in the second quarter, helped bring down RB Alfred Blue for no gain on

a fourth-and-1 at the Green Bay 49...**At Chicago (Dec. 18):** Matched his career high with two interceptions as he became the first Packer since Woodson in 2011 to post a pair of two-INT games in a season. On the first INT, came over to pick off QB Matt Barkley's pass down the middle of the field that was overthrown to TE Daniel Brown, making the pick at the Green Bay 26 and then returning it 16 yards. Made another interception on Chicago's next series, again picking off an overthrow from Barkley that was intended for WR Daniel Braveman down the middle of the field. Returned that interception 27 yards to the Chicago 45, with both of his picks leading to TDs for the Packers. Added five tackles (four solo). Was named NFC Defensive Player of the Week for his performance, the first Packers DB to win the award since Woodson in 2010 (Week 4)...**Vs. N.Y. Giants (NFC Wild Card, Jan. 8):** Recorded six tackles (four solo) and two passes defended. Was part of a secondary that helped limit WRs Odell Beckham Jr., Victor Cruz and Sterling Shepard to a combined 11 catches for 121 yards (11.0 avg.). Late in the fourth quarter, came over to break up QB Eli Manning's deep pass near the goal line intended for WR Tavarres King. Added a tackle on special teams...**At Dallas (NFC Divisional, Jan. 15):** Posted a team-high six tackles (all solo).

2015: Started all 16 games at FS and led the team with a career-high 117 tackles (97 solo), three sacks, two interceptions, a forced fumble and four passes defended... His three sacks were the most by a Green Bay safety in a season since Roman had 3½ in 2004... Played a team-high 1,048 defensive snaps (99.7 percent) during the regular and postseason... Also started both postseason games and registered eight tackles (six solo), an interception and four passes defended... Added a tackle on special teams in the playoffs...**Vs. Seattle (Sept. 20):** Led the defense with nine tackles (seven solo) and helped limit RB Marshawn Lynch to just 41 yards on 15 carries (2.7 avg.)...**Vs. Kansas City (Sept. 28):** Recorded a team-high nine tackles (six solo)...**At San Francisco (Oct. 4):** Led the team in tackles for the third straight game with eight stops (seven solo). Part of a defense that limited the 49ers to just 196 yards of total offense and QB Colin Kaepernick to a 55.4 passer rating (13 of 25, 160 yards, one INT)...**Vs. St. Louis (Oct. 11):** Recorded nine tackles (eight solo) and registered the second INT of his career when he made a diving catch on a QB Nick Foles pass that was intended for TE Lance Kendricks at the goal line and deflected off the hands of LB Joe Thomas. Helped limit Foles to a 23.8 passer rating as he completed only 11 of 30 passes for 141 yards and one TD with a career-high four INTs (previous high was two INTs)...**Vs. San Diego (Oct. 18):** Finished second on the team with nine tackles (all solo) and a pass defended. Broke up a Philip Rivers pass intended for TE Ladarius Green in the end zone early in the second quarter on a drive that would result in a turnover on downs. Registered his first career forced fumble when he came up the middle with a little over six minutes remaining in the first half to jar the ball loose from RB Melvin Gordon on a first-down run, a fumble that was recovered by LB Clay Matthews at the San Diego 34...**Vs. Detroit (Nov. 15):** Led the team with a career-high

12 tackles (career-best 11 solo), including a tackle for a loss, and added an INT late in the third quarter. With the Lions leading, 9-3, and threatening at the Green Bay 23, made a diving catch over the middle on QB Matthew Stafford's pass intended for WR Lance Moore at the Green Bay 6, and returned the INT 2 yards...**At Minnesota (Nov. 22):** Tied for the team lead with 10 tackles (nine solo), and added a sack. Midway through the third quarter, came through untouched on a blitz to bring QB Teddy Bridgewater down for a 10-yard loss...**At Detroit (Dec. 3):** Recorded seven tackles (all solo) and posted his second sack in three games, barreling through a block attempt by RB Theo Riddick to bring down Stafford for a 4-yard loss on third down late in the first half to force a Detroit punt...**Vs. Minnesota (Jan. 3):** Registered six tackles (five solo) and his third sack of the season. Chased Bridgewater out of bounds for a zero-yard sack at the Green Bay 21 early in the first quarter. Helped limit Bridgewater to a career-low 99 yards passing and a 45.7 passer rating...**At Washington (NFC Wild Card, Jan. 10):** Recorded four tackles (two solo) and two passes defended. On third-and-goal from the 7 with just under five minutes remaining in the first quarter, broke up a pass over the middle in the end zone from QB Kirk Cousins to WR Pierre Garcon, forcing the Redskins to settle for a FG after they had first-and-goal at the 1. Broke up another pass late in the fourth quarter, nearly intercepting Cousins' pass intended for TE Jordan Reed near the goal line. Added a tackle on special teams...**At Arizona (NFC Divisional, Jan. 16):** Recorded four tackles (all solo), an INT and two passes defended. Early in the third quarter on a third-and-11 from the Green Bay 48, came over to make a leaping INT of QB Carson Palmer's pass intended for WR Michael Floyd near the sideline at the Green Bay 19, absorbing a hit from Floyd as he got both feet in bounds.

2014: Played in all 16 games with 10 starts (nine at FS, one at SS), the most starts by a Green Bay rookie safety since Collins opened all 16 contests in 2005... Was named to the PFWA's All-Rookie team... Ranked No. 2 on the team with 95 tackles (73 solo)... Added a sack, an interception, 11 passes defended (tied for No. 4 on the team), two QB hits and three pressures... Also posted three tackles and a fumble recovery on special teams... Part of a secondary that helped Green Bay rank No. 7 in the NFL in opponent passer rating (82.0)... Contributed to a run defense that allowed 86.4 yards per game over the final eight contests, No. 5 in the NFL over that span, and 3.6 yards per carry, No. 6 in the league over that span... Also started both postseason contests, tying for second on the team with 13 tackles (11 solo) and leading the team with two interceptions and three passes defended...**At Seattle (Sept. 4):** Saw 40 snaps on defense and 19 on special teams in his pro debut, and made an impact in both phases. Became the first Packer (since 1982) to register a sack and a fumble recovery in his NFL debut. Chased down QB Russell Wilson for a zero-yard sack on Seattle's opening drive. Later in the quarter, recovered a fumble at the Seattle 34 after Seahawks S Earl Thomas muffed the catch on a Tim Masthay punt, a turnover that helped set up FB John Kuhn's 2-yard TD run. Finished the game with six tackles

PLAYERS SELECTED BY GREEN BAY FROM THE ASSOCIATED PRESS NATIONAL CHAMPION, 1972-2017

| Player | Pos | School | National | | Player | Pos | School | National | |
|-------------------|-----|--------------|----------|--------------------|-----------------|-----|----------|----------|--------------------|
| | | | Title | Drafted by Packers | | | | Title | Drafted by Packers |
| Eddie Lacy | RB | Alabama | 2012 | 2013 | George Teague | S | Alabama | 1992 | 1993 |
| Matt Flynn | QB | LSU | 2007 | 2008 | Joe Garten | C/G | Colorado | 1990 | 1991 |
| DeShawn Wynn | RB | Florida | 2006 | 2007 | Buddy Aydelette | T | Alabama | 1979 | 1980 |
| Kenny Peterson | DT | Ohio State | 2002 | 2003 | Rich Wingo | LB | Alabama | 1978 | 1979 |
| Najeh Davenport | FB | Miami (Fla.) | 2001 | 2002 | Keith Wortman | G | Nebraska | 1971 | 1972 |
| Torrance Marshall | LB | Oklahoma | 2000 | 2001 | Jerry Tagge | QB | Nebraska | 1971 | 1972 |
| Tyrone Williams | CB | Nebraska | 1995 | 1996 | | | | | |

(four solo) and a pass defended... **At Detroit (Sept. 21):** Posted the first interception of his NFL career, picking off a Stafford pass late in the first quarter at the Green Bay 17. Intercepted the deep pass down the left sideline intended for WR Corey Fuller, one that deflected off of Fuller and CB Davon House, and then returned it 9 yards to the Green Bay 26 with a 15-yard penalty tacked on for a low block by RB Joiique Bell. The takeaway would result in seven points as the offense drove 59 yards in nine plays and capped off the drive with a 10-yard pass from QB Aaron Rodgers to TE Andrew Quarless. With the INT, he became the first Green Bay rookie defensive back to register an interception, a sack and a fumble recovery (since 1982) in his first three NFL games. Added two tackles (one solo) and an additional pass defended... **At Miami (Oct. 12):** Played 37 snaps and led the team with nine tackles (eight solo), including a tackle for a loss. Also added a pressure and a pass defended... **Vs. Carolina (Oct. 19):** Started his first NFL game, opening up at FS. Led the team for the second straight game with nine tackles (eight solo). Added a tackle on special teams... **At New Orleans (Oct. 26):** Opened at SS in place of an injured Morgan Burnett (calf) and led the secondary with eight tackles (four solo)... **At Minnesota (Nov. 23):** Finished second on the team with eight tackles (all solo) and jumped over WR Greg Jennings to knock away a Bridgewater pass in the fourth quarter, one of his two passes defended on the afternoon (tied for the team lead)... **Vs. New England (Nov. 30):** Registered seven tackles (five solo) and a team-leading and career-high three passes defended, highlighted by a diving breakup of QB Tom Brady's second-down pass intended for TE Rob Gronkowski in the end zone on New England's final possession with Green Bay leading, 26-21... **At Tampa Bay (Dec. 21):** Played all 49 snaps and registered five tackles (three solo) and a pass defended. Part of a defense that allowed just 106 total yards, the fewest given up by Green Bay since Dec. 21, 2006 (104 yards vs. Minnesota)... **Vs. Dallas (NFC Divisional, Jan. 11):** Was one of three defensive players to play all 55 snaps and tied for the team lead with six tackles (five solo)... **At Seattle (NFC Championship, Jan. 18):** Started and played 69 of 70 snaps. Registered seven tackles (six solo), two interceptions and three passes defended. Became just the third rookie (Joe Laws, Sam Shields) and the sixth player in team history to record two interceptions in a postseason game. On Seattle's opening drive, picked off Wilson's third-down pass that went off the hands of WR Jermaine Kearse at the Seattle 30 and returned it 26 yards to the Seahawks' 4-yard line. Early in the third quarter, made a one-handed interception of Wilson's deep pass down the middle intended for Kearse at the Green Bay 37, returning it 22 yards to the Seattle 41. His 48 yards on interception returns were the most ever by a Green Bay rookie in a playoff game... **2014 Draft:** Selected by the Packers with the No. 21 overall pick in the first round. Became just the second safety ever drafted by Green Bay in the first round, joining Teague (No. 29 overall in 1993).

COLLEGE: Played in 38 games with 20 starts in his three seasons at Alabama and registered 100 tackles (58 solo), including four tackles for a loss, seven interceptions, a forced fumble and 17 passes defended... Majored in criminal justice... **Junior season (2013):** Was a consensus All-America selection, earning first-team recognition from AP, the Football Writers Association of America and *Sporting News*... Earned first-team All-SEC honors from the coaches and second-team recognition from AP... Was named the team's Defensive Player of the

Week four times... Appeared in 11 games with 10 starts and registered a career-high 52 tackles (30 solo), including a career-best 3½ tackles for a loss, two interceptions and six passes defended... Ranked fourth on the team in tackles... Led an Alabama secondary that ranked No. 9 nationally and No. 2 in the conference in passing yards allowed... Was suspended for games vs. Georgia State (Oct. 5) and at Kentucky (Oct. 12)... Returned to the lineup vs. Arkansas (Oct. 19) and then to the starting lineup vs. Tennessee (Oct. 26)... Posted a career-high eight tackles (six solo) and broke up two passes, earning Alabama Defensive Player of the Week honors for his performance in the 25-0 shutout win vs. Ole Miss (Sept. 28)... Recorded his second INT of the season, returning the pick 16 yards, and also broke up a pass and accounted for five tackles (one solo) at Mississippi State (Nov. 16), earning Alabama's Defensive Player of the Week for the second straight game... **Sophomore season (2012):** Played in all 14 games with 10 starts... Led the team and tied for the SEC lead with a career-best five INTs on his way to earning third-team All-America and first-team All-SEC honors from *The NFL Draft Report*... Finished fifth in the SEC with 91 INT return yards... Registered 37 tackles (23 solo), including a half-tackle for a loss, and nine passes defended... Started his first career game in the season opener vs. Michigan (Sept. 1) at AT&T Stadium in Arlington, Texas, recording three tackles (one solo)... Registered his first career INT, returning the pick 46 yards. Added a forced fumble and two tackles (one solo) in the 52-0 win at Arkansas (Sept. 15)... Finished second on the team with a season-high seven tackles (four solo) and registered an INT for the third straight game vs. Notre Dame (BCS National Championship, Jan. 7)... **Freshman season (2011):** Played in all 13 games, one of seven true freshmen on the team to appear in a game during the season... Registered 11 tackles (five solo) and two passes defended... Saw time as a backup safety and as a key contributor on special teams.

PERSONAL: Given name Ha'Sean Treshon Clinton-Dix... First name is pronounced ha-SEEN... Nicknamed "Ha Ha" by his grandmother when he was 3 or 4 years old... Born in Orlando, Fla. ... **High school:** Was rated the No. 1 safety in the nation by Rivals.com and Scout.com as a senior in 2010 at Dr. Phillips High School in Orlando, Fla. ... Named an Under Armour All-American and a *SuperPrep* All-American... Was ranked as the top player in the state of Florida by Rivals.com and *SuperPrep*... Registered 112 tackles, including 10 tackles for a loss, six sacks, four forced fumbles, two interceptions and 10 passes defended as a senior... On offense, carried the ball 23 times for 244 yards (10.6 avg.) and three TDs and caught five passes for 156 yards (31.2 avg.)... Returned eight punts for 199 yards (24.9 avg.) and 11 kickoffs for 291 yards (26.5 avg.)... As a junior in 2010, recorded 93 tackles, including 13 tackles for a loss, six sacks, three INTs, 12 passes defended and three forced fumbles... Averaged 20.3 yards per punt return and 74.5 yards on two kickoff returns with one TD... Also lettered in track, participating in the 4x100 and 4x400 relay teams... **Community involvement:** Participated in community activities in Wisconsin involving Bellin Health, The Salvation Army, St. John the Baptist School and the Jerry Parins Cruise for Cancer... Helped paint houses in Tuscaloosa, Ala., following a destructive tornado in 2011... Residence: Orlando, Fla.

HA HA CLINTON-DIX'S PRO STATISTICS

| Year | Team | GP | GS | —Tackles— | | | | | Interceptions | | | | | Fumbles | | |
|---------------------------------|-----------|-----------|-----------|------------|------------|-----------|-----------|-----------|---------------|-----------|-----------|----------|-----------|----------|----------|----------|
| | | | | Tot | Solo | Asst | Sk | Yds | No | Yds | Lg | TD | PD | FF | FR | Yds |
| 2014 | Green Bay | 16 | 10 | 95 | 73 | 22 | 1 | 0 | 1 | 9 | 9 | 0 | 11 | 0 | 0 | 0 |
| 2015 | Green Bay | 16 | 16 | 117 | 97 | 20 | 3 | 14 | 2 | 2 | 2 | 0 | 4 | 1 | 0 | 0 |
| 2016 | Green Bay | 16 | 16 | 83 | 71 | 12 | ½ | 3 | 5 | 75 | 27 | 0 | 9 | 1 | 0 | 0 |
| NFL totals (three years) | | 48 | 42 | 295 | 241 | 54 | 4½ | 17 | 8 | 86 | 27 | 0 | 24 | 2 | 0 | 0 |

| Year | Team | GP | GS | —Tackles— | | | | | Interceptions | | | | | Fumbles | | |
|-------------------|-----------|----------|----------|-----------|-----------|----------|----------|----------|---------------|-----------|-----------|----------|-----------|----------|----------|----------|
| | | | | Tot | Solo | Asst | Sk | Yds | No | Yds | Lg | TD | PD | FF | FR | Yds |
| 2014 | Green Bay | 2 | 2 | 13 | 11 | 2 | 0 | 0 | 2 | 48 | 26 | 0 | 3 | 0 | 0 | 0 |
| 2015 | Green Bay | 2 | 2 | 8 | 6 | 2 | 0 | 0 | 1 | 0 | 0 | 0 | 4 | 0 | 0 | 0 |
| 2016 | Green Bay | 3 | 3 | 18 | 15 | 3 | 0 | 0 | 0 | 0 | 0 | 0 | 4 | 0 | 0 | 0 |
| Postseason | | 7 | 7 | 39 | 32 | 7 | 0 | 0 | 3 | 48 | 26 | 0 | 11 | 0 | 0 | 0 |

Additional statistics: Recovered fumble on special teams at Seattle, 9/4/14. Punt return for 0 yards vs. N.Y. Jets, 9/14/14. Special teams tackles — 3 in 2014, 2 in 2015, 1 in '15 playoffs, 3 in 2016, 1 in '16 playoffs; NFL total: 8.

NFL debut: at Seattle, 9/4/14
First NFL start: vs. Carolina, 10/19/14
First interception: at Detroit, 9/21/14 (M.Stafford)
First sack: at Seattle, 9/4/14 (R.Wilson)

CAREER TRANSACTIONS

- 2014 Selected by the Green Bay Packers in the first round (21st overall) of '14 NFL Draft, May 8...Signed first contract, May 30.

CLINTON-DIX'S SINGLE-GAME CAREER HIGHS

Tackles
 Total..... 12, vs. Det. (11/15/15)
 Solo..... 11, vs. Det. (11/15/15)

Interceptions*..... 2
 vs. Ind. (11/6/16) and at Chi. (12/18/16)

Sacks..... 1, four times
 (last vs. Min., 1/3/16)

Passes Defensed..... 3, vs. NE (11/30/14)

Forced Fumbles..... 1,
 vs. SD (10/18/15) and at Jax. (9/11/16)

* Also posted two interceptions in '14 playoffs at Seattle, 1/18/15

HA HA CLINTON-DIX GAME-BY-GAME

2014, GREEN BAY

| Date | Opp | GP | GS | Tot | So | As | Sk | Yd | Int | Yd | Lg | TD | PD | FF | FR |
|-------------------|----------|-----------|-----------|-----------|-----------|-----------|----------|----------|----------|-----------|-----------|----------|-----------|----------|----------|
| 09/04 | at Sea-L | 1 | 0 | 6 | 4 | 2 | 1 | 0 | 0 | 0 | 0 | 0 | 1 | 0 | 0 |
| 09/14 | NYJ-W | 1 | 0 | 1 | 0 | 1 | 0 | 0 | 0 | 0 | 0 | 0 | 0 | 0 | 0 |
| 09/21 | at Det-L | 1 | 0 | 2 | 1 | 1 | 0 | 1 | 9 | 9 | 0 | 2 | 0 | 0 | 0 |
| 09/28 | at Chi-W | 1 | 0 | 6 | 6 | 0 | 0 | 0 | 0 | 0 | 0 | 0 | 0 | 0 | 0 |
| 10/02 | Min-W | 1 | 0 | 6 | 5 | 1 | 0 | 0 | 0 | 0 | 0 | 0 | 0 | 0 | 0 |
| 10/12 | at Mia-W | 1 | 0 | 9 | 8 | 1 | 0 | 0 | 0 | 0 | 0 | 0 | 1 | 0 | 0 |
| 10/19 | Car-W | 1 | 1 | 9 | 8 | 1 | 0 | 0 | 0 | 0 | 0 | 0 | 0 | 0 | 0 |
| 10/26 | at NO-L | 1 | 1 | 8 | 4 | 4 | 0 | 0 | 0 | 0 | 0 | 0 | 0 | 0 | 0 |
| 11/09 | Chi-W | 1 | 1 | 4 | 2 | 2 | 0 | 0 | 0 | 0 | 0 | 0 | 1 | 0 | 0 |
| 11/16 | Phi-W | 1 | 1 | 8 | 7 | 1 | 0 | 0 | 0 | 0 | 0 | 0 | 0 | 0 | 0 |
| 11/23 | at Min-W | 1 | 1 | 8 | 8 | 0 | 0 | 0 | 0 | 0 | 0 | 0 | 2 | 0 | 0 |
| 11/30 | NE-W | 1 | 1 | 7 | 5 | 2 | 0 | 0 | 0 | 0 | 0 | 0 | 3 | 0 | 0 |
| 12/08 | Ati-W | 1 | 1 | 6 | 6 | 0 | 0 | 0 | 0 | 0 | 0 | 0 | 0 | 0 | 0 |
| 12/14 | at Buf-L | 1 | 1 | 9 | 6 | 3 | 0 | 0 | 0 | 0 | 0 | 0 | 0 | 0 | 0 |
| 12/21 | at TB-W | 1 | 1 | 5 | 3 | 2 | 0 | 0 | 0 | 0 | 0 | 0 | 1 | 0 | 0 |
| 12/28 | Det-W | 1 | 1 | 1 | 0 | 1 | 0 | 1 | 9 | 9 | 0 | 11 | 0 | 0 | 0 |
| '14 TOTALS | | 16 | 10 | 95 | 73 | 22 | 1 | 0 | 1 | 9 | 9 | 0 | 11 | 0 | 0 |
| 01/11 | Dal-W | 1 | 1 | 6 | 5 | 1 | 0 | 0 | 0 | 0 | 0 | 0 | 0 | 0 | 0 |
| 01/18 | at Sea-L | 1 | 1 | 7 | 6 | 1 | 0 | 0 | 2 | 53 | 27 | 0 | 0 | 0 | 0 |
| PLAYOFFS | | 2 | 2 | 13 | 11 | 2 | 0 | 0 | 2 | 53 | 27 | 0 | 0 | 0 | 0 |

*NFC Divisional Playoff; *NFC Championship

2015, GREEN BAY

| Date | Opp | GP | GS | Tot | So | As | Sk | Yd | Int | Yd | Lg | TD | PD | FF | FR |
|-------|----------|----|----|-----|----|----|----|----|-----|----|----|----|----|----|----|
| 09/13 | at Chi-W | 1 | 1 | 6 | 5 | 1 | 0 | 0 | 0 | 0 | 0 | 0 | 0 | 0 | 0 |
| 09/20 | Sea-W | 1 | 1 | 9 | 7 | 2 | 0 | 0 | 0 | 0 | 0 | 0 | 0 | 0 | 0 |
| 09/28 | at KC-W | 1 | 1 | 9 | 6 | 3 | 0 | 0 | 0 | 0 | 0 | 0 | 0 | 0 | 0 |
| 10/04 | at SF-W | 1 | 1 | 8 | 7 | 1 | 0 | 0 | 0 | 0 | 0 | 0 | 0 | 0 | 0 |
| 10/11 | StL-W | 1 | 1 | 9 | 8 | 1 | 0 | 0 | 1 | 0 | 0 | 0 | 1 | 0 | 0 |
| 10/18 | SD-W | 1 | 1 | 9 | 9 | 0 | 0 | 0 | 0 | 0 | 0 | 0 | 1 | 1 | 0 |
| 11/01 | at Den-L | 1 | 1 | 5 | 4 | 1 | 0 | 0 | 0 | 0 | 0 | 0 | 0 | 0 | 0 |
| 11/08 | at Car-L | 1 | 1 | 7 | 3 | 4 | 0 | 0 | 0 | 0 | 0 | 0 | 0 | 0 | 0 |
| 11/15 | Det-L | 1 | 1 | 12 | 11 | 1 | 0 | 0 | 1 | 2 | 2 | 0 | 1 | 0 | 0 |
| 11/22 | at Min-W | 1 | 1 | 10 | 9 | 1 | 1 | 10 | 0 | 0 | 0 | 0 | 0 | 0 | 0 |
| 11/26 | Chi-L | 1 | 1 | 9 | 7 | 2 | 0 | 0 | 0 | 0 | 0 | 0 | 0 | 0 | 0 |
| 12/03 | at Det-W | 1 | 1 | 7 | 7 | 0 | 1 | 4 | 0 | 0 | 0 | 0 | 0 | 0 | 0 |

| Date | Opp | GP | GS | Tot | So | As | Sk | Yd | Int | Yd | Lg | TD | PD | FF | FR |
|-------------------|----------|-----------|-----------|------------|-----------|-----------|----------|-----------|----------|----------|----------|----------|----------|----------|----------|
| 12/13 | Dal-W | 1 | 1 | 5 | 3 | 2 | 0 | 0 | 0 | 0 | 0 | 0 | 0 | 0 | 0 |
| 12/20 | at Oak-W | 1 | 1 | 3 | 3 | 0 | 0 | 0 | 0 | 0 | 0 | 0 | 0 | 0 | 0 |
| 12/27 | at Ari-L | 1 | 1 | 3 | 3 | 0 | 0 | 0 | 0 | 0 | 0 | 0 | 0 | 1 | 0 |
| 01/03 | Min-L | 1 | 1 | 6 | 5 | 1 | 1 | 0 | 0 | 0 | 0 | 0 | 0 | 0 | 0 |
| '15 TOTALS | | 16 | 16 | 117 | 97 | 20 | 3 | 14 | 2 | 2 | 2 | 0 | 4 | 1 | 0 |
| 01/10 | at Was-W | 1 | 1 | 4 | 2 | 2 | 0 | 0 | 0 | 0 | 0 | 0 | 2 | 0 | 0 |
| 01/16 | at Ari-L | 1 | 1 | 4 | 4 | 0 | 0 | 1 | 0 | 0 | 0 | 0 | 2 | 0 | 0 |
| PLAYOFFS | | 2 | 2 | 8 | 6 | 2 | 0 | 1 | 0 | 0 | 0 | 0 | 4 | 0 | 0 |

*NFC Wild Card Playoff; *NFC Divisional Playoff

2016, GREEN BAY

| Date | Opp | GP | GS | Tot | So | As | Sk | Yd | Int | Yd | Lg | TD | PD | FF | FR |
|-------------------|----------|-----------|-----------|-----------|-----------|-----------|----------|----------|----------|-----------|-----------|----------|----------|----------|----------|
| 09/11 | at Jax-W | 1 | 1 | 5 | 4 | 1 | 0 | 0 | 0 | 0 | 0 | 0 | 1 | 1 | 0 |
| 09/18 | at Min-L | 1 | 1 | 5 | 3 | 2 | 0 | 0 | 0 | 0 | 0 | 0 | 0 | 0 | 0 |
| 09/25 | Det-W | 1 | 1 | 6 | 6 | 0 | 0 | 0 | 0 | 0 | 0 | 0 | 0 | 0 | 0 |
| 10/09 | NYG-W | 1 | 1 | 6 | 6 | 0 | 0 | 0 | 0 | 0 | 0 | 0 | 0 | 0 | 0 |
| 10/16 | Dal-L | 1 | 1 | 9 | 9 | 0 | 0 | 0 | 0 | 0 | 0 | 0 | 0 | 0 | 0 |
| 10/20 | Chi-W | 1 | 1 | 3 | 2 | 1 | 0 | 0 | 0 | 0 | 0 | 0 | 0 | 0 | 0 |
| 10/30 | at Atl-L | 1 | 1 | 5 | 5 | 0 | 0 | 0 | 0 | 0 | 0 | 0 | 0 | 0 | 0 |
| 11/06 | Ind-L | 1 | 1 | 4 | 2 | 2 | ½ | 3 | 2 | 20 | 20 | 0 | 2 | 0 | 0 |
| 11/13 | at Ten-L | 1 | 1 | 7 | 6 | 1 | 0 | 0 | 0 | 0 | 0 | 0 | 0 | 0 | 0 |
| 11/20 | at Was-L | 1 | 1 | 4 | 4 | 0 | 0 | 0 | 0 | 0 | 0 | 0 | 0 | 0 | 0 |
| 11/28 | at Phi-W | 1 | 1 | 3 | 3 | 0 | 0 | 0 | 1 | 12 | 0 | 1 | 1 | 0 | 0 |
| 12/04 | Hou-W | 1 | 1 | 6 | 5 | 1 | 0 | 0 | 0 | 0 | 0 | 1 | 1 | 0 | 0 |
| 12/11 | Sea-W | 1 | 1 | 4 | 4 | 0 | 0 | 0 | 0 | 0 | 0 | 0 | 1 | 0 | 0 |
| 12/18 | at Chi-W | 1 | 1 | 5 | 4 | 1 | 0 | 0 | 2 | 43 | 27 | 0 | 2 | 0 | 0 |
| 12/24 | Min-W | 1 | 1 | 5 | 3 | 2 | 0 | 0 | 0 | 0 | 0 | 0 | 1 | 0 | 0 |
| 01/01 | at Det-W | 1 | 1 | 6 | 5 | 1 | 0 | 0 | 0 | 0 | 0 | 0 | 0 | 0 | 0 |
| '16 TOTALS | | 16 | 16 | 83 | 71 | 12 | ½ | 3 | 5 | 75 | 27 | 0 | 9 | 1 | 0 |
| 01/08 | NYG-W | 1 | 1 | 6 | 4 | 2 | 0 | 0 | 0 | 0 | 0 | 0 | 2 | 0 | 0 |
| 01/15 | at Dal-W | 1 | 1 | 6 | 6 | 0 | 0 | 0 | 0 | 0 | 0 | 0 | 0 | 0 | 0 |
| 01/22 | at Atl-L | 1 | 1 | 6 | 5 | 1 | 0 | 0 | 0 | 0 | 0 | 0 | 2 | 0 | 0 |
| PLAYOFFS | | 3 | 3 | 18 | 15 | 3 | 0 | 0 | 0 | 0 | 0 | 0 | 4 | 0 | 0 |

*NFC Wild Card Playoff; *NFC Divisional Playoff; *NFC Championship

RANDALL COBB

WIDE RECEIVER | KENTUCKY

Seventh NFL Season | Seventh Packers Season

PRO BOWLS: 2014

Ht: 5-10 Wt: 192 | Born: August 22, 1990 | NFL Games Played/Started: 81/53 | Acquired: D2-11

PRO HIGHLIGHTS:

➤ Has caught 230 passes for 2,726 yards (11.9 avg.) and 22 TDs over the past three seasons, one of only seven players in the NFL with 225-plus receptions, 2,500-plus receiving yards and 22-plus TD catches since 2014.

➤ Ranks No. 9 in franchise history in receptions (366), No. 13 in receiving yards (4,488) and tied for No. 13 in TD catches (35).

➤ Appeared in 13 games with 10 starts last season and caught 60 passes for 610 yards (10.2 avg.) and four TDs.

➤ Tied an NFL single-game postseason record with three TD catches vs. the N.Y. Giants in an NFC Wild Card contest last season.

➤ Played in every game with 15 starts in '15 and posted a team-high 79 catches for 829 yards (10.5 avg.) and six TDs.

➤ Started all 16 games in 2014 and posted career highs in catches (91), receiving yards (1,287) and receiving TDs (12) on the way to earning his first career Pro Bowl selection (injury replacement for WR Dez Bryant).

➤ Was tied for No. 4 in the NFL in TD catches in '14 and led the league with 10 receiving TDs in the red zone.

➤ Is one of only five players in franchise history to register 90-plus receptions in a season, joining WRs Sterling Sharpe, Robert Brooks, Donald Driver and Jordy Nelson.

➤ Was limited to just six games in 2013 due to a knee injury sustained at Baltimore in Week 6. Through Week 6, led the team in receptions with 29 and ranked No. 2 in receiving yards with 378.

➤ Returned to action in the 2013 regular-season finale at Chicago and caught a pair of TD passes, highlighted by his 48-yard game-winning TD grab with 38 seconds remaining as the Packers captured their third straight NFC North title.

➤ Set a franchise single-season record with a league-high 2,342 combined net yards in 2012, topping the previous team mark of 2,250 yards posted by RB Ahman Green in 2003.

➤ Became the first Packer to lead the NFL in combined net yards since RB Travis Williams did so in 1969 with 1,517 yards.

➤ With 954 receiving yards and 964 kickoff return yards in 2012, became the first player in NFL history to post 900-plus yards in each category in the same season.

➤ Was named the first alternate for the Pro Bowl at kick returner in 2012. Averaged 25.4 yards on 38 kickoff returns and 9.4 yards on 31 punt returns.

➤ Led the team in receptions (80) and receiving yards (954) in 2012 despite missing the season finale due to injury.

➤ Has three kick-return scores (two punts, one kickoff) in his career, which ties him for No. 2 in franchise history behind only Williams (six TDs).

➤ Ranked No. 2 in the NFL in kickoff return average (27.7) and No. 7 in the league in punt return average (11.3) in 2011. Checked in at No. 1 and No. 2 in those respective categories among rookies on his way to earning All-Rookie honors from Pro Football Weekly/PFWA as a kickoff returner.

AT A GLANCE ...

■ Has caught 230 passes for 2,726 yards (11.9 avg.) and 22 TDs over the past three seasons, one of only seven players in the NFL with 225-plus receptions, 2,500-plus receiving yards and 22-plus TD catches since 2014.

■ Ranks No. 9 in franchise history in receptions (366), No. 13 in receiving yards (4,488) and tied for No. 13 in TD catches (35).

■ Tied an NFL single-game postseason record with three TD catches last season vs. the N.Y. Giants in an NFC Wild Card contest.

■ Started all 16 games in 2014 and posted career highs in catches (91), receiving yards (1,287) and receiving TDs (12) on the way to earning his first career Pro Bowl selection (injury replacement for WR Dez Bryant).

■ Set a franchise single-season record with a league-high 2,342 combined net yards in 2012, topping the previous team mark of 2,250 yards by RB Ahman Green in 2003.

■ With 954 receiving yards and 964 kickoff return yards in 2012, is the only player in NFL history to post 900-plus yards in each category in the same season.

■ Ranked No. 2 in the NFL in kickoff return average (27.7) in 2011, setting a franchise rookie record with 941 kickoff return yards on the season, and was named to the All-Rookie team by Pro Football Weekly/PFWA.

■ Set the SEC single-season record for all-purpose yards with 2,396 in 2010, breaking the previous mark of 2,310 yards by Arkansas RB Darren McFadden in 2007, on his way to earning first-team All-America honors from *The Associated Press*, ESPN.com and Sports Illustrated.com.

➤ Was also selected as a Pro Bowl alternate as a kick returner in 2011.

➤ His 27.7-yard kickoff return average in '11 ranks No. 3 in franchise history (min. 25 returns) behind only Dave Hampton (28.6 in 1971) and Al Carmichael (28.1 in 1956).

➤ Tied a then-NFL record with a 108-yard kickoff return for a TD against New Orleans in his pro debut, a play that would go on to be named the NFL Play of the Year at the league's awards ceremony.

➤ Became just the second player in NFL history to catch a TD pass and return a kickoff for a TD in his pro debut, joining Detroit's Bill Bowman (vs. Chicago, Sept. 26, 1954).

➤ Set a franchise rookie record in 2011 with 941 kickoff return yards, besting the previous mark held by Charles Wilson (798 yards in 1990).

➤ With his 108-yard kickoff return for a score vs. New Orleans in Week 1 and his 80-yard punt return TD vs. Minnesota in Week 10, he became the first player in team history and the first NFL rookie since the 1970 AFL-NFL merger to register a 100-yard kickoff return and an 80-yard punt return in the same season.

➤ Became the first Green Bay rookie to register a punt return for a TD and a kickoff return for a score in the same season and the first Packer to do so since Roell Preston in 1998.

➤ One of only three players in franchise history to register a receiving TD, a punt return for a TD and a kickoff return

for a score in the same season, joining Williams (1969) and Robert Brooks (1994).

➤ Set a franchise rookie record with 1,616 combined yards (375 receiving, 5 rushing, 941 kickoff return, 295 punt return), topping the previous mark held by Billy Howton (1,231 in 1952).

➤ Was tied for No. 3 in the NFL in 2011 in total kick return TDs with two, trailing only Arizona's Patrick Peterson (four) and Chicago's Devin Hester (three).

2016 SEASON: Played in 13 games with 10 starts and had 60 catches for 610 yards (10.2 avg.) and four TDs... Was tied for No. 7 in the NFL with 22 receptions for 280 yards (12.7 avg.) and a TD on third down...Also rushed for 33 yards on 10 carries (3.3 avg.) and had four punt returns for 54 yards (13.5 avg.)...Was inactive in Week 8 due to a hamstring injury and in Weeks 16-17 due to an ankle injury...Also started all three postseason contests and led the team in receptions (18), receiving yards (260) and receiving TDs (three)...**Vs. N.Y. Giants (Oct. 9):** Led the team with a season-high nine receptions for a season-best 108 yards (12.0 avg.), with six of his catches going for first downs. Had five receptions for 73 yards (14.6 avg.) on third down with all five going for first downs, highlighted by his 13-yard reception near the sideline on third-and-10 from the Green Bay 35 that gave the Packers a first down and clinched the win. His five third-down catches matched his career high (vs. New England, Nov. 30, 2014), and his 73 receiving yards on third down were a career best...**Vs. Chicago (Oct. 20):** Matched his career-high with 11 catches for 95 yards (8.6 avg.) and a TD. Seven of his receptions went for first downs, tied for his second most in a game. Posted back-to-back games with a TD catch for the first time since recording five straight in 2014. Came from the slot to beat CB Cre'Von LeBlanc for a 2-yard TD catch in the fourth quarter, getting both feet in bounds near the sideline for the score...**At Atlanta (Oct. 30):** Inactive (hamstring), his first game missed due to injury since Week 16 of 2013, snapping a streak of 39 consecutive regular-season games played...**At Washington (Nov. 20):** Hauled in three passes for 84 yards, a 28.0-yard receiving average that was a career high in games with three-plus catches. Early in the fourth quarter, was lined up in the slot on third-and-12 and beat CB Kendall Fuller over the middle on a slant from QB Aaron Rodgers, eluding a diving tackle attempt from Fuller and then bouncing off of S Donte Whitner at the Green Bay 27 before taking it down the middle of the field for a season-long 47-yard gain to the Washington 37...**Vs. N.Y. Giants (NFC Wild Card, Jan. 8):** Returned to the starting lineup after missing two games (ankle) and tied the NFL single-game postseason record with three TD catches, joining Sharpe (at Detroit, Jan. 8, 1994) as the only Packers in franchise history to catch three TD passes in a playoff game. Finished with five catches for 116 yards (23.2 avg.) and became the first player in team history to have two TD catches of 30-plus yards in a postseason game. With the Packers facing a fourth-and-2 with six seconds remaining in the first half and no timeouts, got behind safeties Landon Collins and Leon Hall and CB Eli Apple in the back of the end zone to make a 42-yard TD catch of Rodgers' Hail Mary pass, getting both feet down before falling out of bounds. His second TD catch came with less than three minutes remaining in the third quarter when he beat CB Trevin Wade on an inside move, catching the ball near the New York 15 and taking it down the middle of the field for the 30-yard score. With 9:27 remaining in the game, found the end zone for a third time, freeing himself from Wade and then beating Apple as he came across the middle to make a 16-yard TD catch near the back of the end zone...**At Dallas (NFC Divisional, Jan. 15):** Led the team with seven receptions for 62 yards (8.9 avg.), his third postseason game with

seven-plus catches, tied for the most in franchise history (Nelson, Robert Brooks, Greg Jennings). On the opening play of the second half, freed himself from the coverage of S Byron Jones on the sideline, coming back on the ball to get both feet in bounds for a 25-yard reception to midfield.

2015: Appeared in all 16 games with 15 starts and paced the team with 79 receptions for 829 yards (10.5 avg.) and six TDs...Also recovered a fumble for a TD...Rushed for 50 yards on 13 carries (3.9 avg.) and returned four punts for 10 yards (2.5 avg.)...Was named a Pro Bowl alternate... Also started both postseason contests and had three catches for 38 yards (12.7 avg.) and a TD...Played through a shoulder injury early in the season that he sustained in the preseason vs. Philadelphia (Aug. 29)...**Vs. Seattle (Sept. 20):** Led the team with a season-best eight receptions for a season-high 116 yards (14.5 avg.), with six of the catches going for first downs...**Vs. Kansas City (Sept. 28):** Posted a career-high three TD catches, becoming the first Packer to do so since WR James Jones caught three at Chicago on Dec. 16, 2012. Finished with seven catches for 91 yards (13.0 avg.), with six of the grabs going for first downs and two for 25-plus yards. Joined Jones (2015) to become the first Packers to register four TD catches in the first three games of a season since TE Keith Jackson did so in 1996...**At Carolina (Nov. 8):** Paced the team with 99 yards receiving on four catches (24.8 avg.), highlighted by his season-long 53-yard TD grab early in the second half. Ran an out-and-up route on CB Bené Benwikere and then hauled in a perfectly thrown pass from Rodgers down the sideline near the Carolina 35 before outrunning Benwikere and S Kurt Coleman on his way to the end zone...**At Detroit (Dec. 3):** Alertly recovered RB James Starks' fumble from the Detroit 5 that went into the end zone, giving Green Bay its first score of the game...**Vs. Dallas (Dec. 13):** Matched his season high with a team-best eight catches for 81 yards (10.1 avg.)...**At Washington (NFC Wild Card, Jan. 10):** Posted three receptions for 38 yards (12.7 avg.) and a TD, coming back to the ball on a throw over the middle to haul in a 12-yard pass for the score in the second quarter...**At Arizona (NFC Divisional, Jan. 16):** Was limited to just 15 snaps after sustaining a chest injury at the end of the first quarter that would sideline him for the rest of the game. On a third-and-5 with less than a minute remaining in the first quarter, made a spectacular one-handed catch at the Arizona 3 for a 51-yard gain, hauling in the pass from Rodgers with his left hand as CB Justin Bethel was blanketing him in coverage. The play would be called back due to offsetting penalties, and he sustained the injury on the diving catch.

2014: Started all 16 games and posted a career-best 91 catches for a career-high 1,287 yards (14.1 avg.) and a career-best 12 TDs...Was named to his first career Pro Bowl as an injury replacement for Bryant...Teamed with Nelson to become the first WR duo in NFL history to both register 90-plus catches, 1,200-plus receiving yards and 12-plus TDs in the same season...Was tied for No. 4 in the league in TD catches...Led the league with 10 receiving TDs in the red zone...Had six TD grabs on third down, which was tied with Chargers TE Antonio Gates for No. 1 in the NFL...Posted 437 yards receiving on third down, good for No. 5 in the NFL...Of his 91 receptions, 71 went for first downs, a 78.0 percentage that led the team and ranked No. 4 in the NFL... Was tied for No. 3 in the league (Nelson) with 71 receiving first downs...Returned 14 punts for 112 yards (8.0 avg.) and had 37 rushing yards on 11 carries (3.4 avg.)...Also started both postseason games and led the team with 15 receptions for 178 yards (11.9 avg.) and a TD...**Vs. N.Y. Jets (Sept. 14):** Caught two TD passes, his third straight regular-season game with a TD catch and his second two-TD game over that span. Also caught a pass from Rodgers

for a two-point conversion, Green Bay's first since Sept. 9, 2012, vs. San Francisco (Rodgers-Nelson pass)... **At Chicago (Sept. 28):** Caught seven passes for 113 yards (16.1 avg.) and two TDs, his third game with two TD catches in a five-game span. Hauled in a 22-yard TD grab over CB Isaiah Frey in the end zone late in the first half to give Green Bay a 21-17 edge, a lead they would never relinquish. Joined Nelson as they became the first Green Bay players to both register 100 receiving yards and two TD catches in the same game since Carroll Dale and Boyd Dowler hit those marks vs. the St. Louis Cardinals on Dec. 21, 1969... **Vs. Carolina (Oct. 19):** Led the team in both catches (six) and receiving yards (121). The 121 yards receiving was the second-best total of his career to that point, trailing only his 128-yard output vs. Washington (Sept. 15, 2013)... **At New Orleans (Oct. 26):** Led the team with 126 receiving yards on five grabs (25.2 avg.), highlighted by a career-long 70-yard TD reception on Green Bay's first possession of the game. On third-and-10 at the Green Bay 30, adjusted his route and headed upfield as Rodgers scrambled, getting behind CB Keenan Lewis near the sideline and making the catch at the New Orleans 35. Outran Lewis and S Rafael Bush the rest of the way for his career-high ninth TD of the season, surpassing his previous season high (eight in 2012) in just the eighth game of the season. It marked his fifth consecutive game with a TD catch, the first Packer to do so since Jennings in 2007. Finished the first quarter with 101 yards receiving on three receptions, the best receiving-yardage total by a Packer in a first quarter since Driver registered 111 yards on three grabs (37.0 avg.) at Chicago on Oct. 7, 2002... **Vs. Chicago (Nov. 9):** Caught four passes for 72 yards (18.0 avg.), including a leaping left-handed 18-yard TD catch from Rodgers with CB Demontre Hurst covering him near the end of the first half that put Green Bay up, 42-0, at the break. It marked his sixth consecutive game with a TD catch, which is tied for the third-longest streak in franchise history, and he became the first Green Bay player to accomplish the feat since Sharpe (six straight) in 1994... **Vs. Philadelphia (Nov. 16):** Posted then-career highs in both receptions (10) and receiving yards (129), eclipsing his previous highs of nine catches (three times) and 128 yards (vs. Washington, Sept. 15, 2013). Nine of his 10 catches went for first downs, the most by a Packer since WR Javon Walker registered the same number vs. Jacksonville on Dec. 19, 2004... **At Tampa Bay (Dec. 21):** Posted a career-high 11 catches for a career-best 131 yards (11.9 avg.), becoming the first Packer to register 11-plus catches in a game since Jones had 11 vs. Washington on Sept. 15, 2013... **Vs. Dallas (NFC Divisional, Jan. 11):** Recorded post-season career highs with eight receptions for 116 yards (14.5 avg.). His eight receptions were tied for the fourth most in a playoff game in team history

(three players with nine catches). Six of his catches went for first downs, including a game-clinching 12-yard grab on third-and-11 with just under two minutes remaining. On the play, freed himself from CB Orlando Scandrick to make a diving grab of a tipped pass at the Dallas 23, enabling Green Bay to run out the clock in the win.

2013: Was limited to just six games on the season with four starts due to a knee injury sustained at Baltimore in Week 6, but caught 31 passes for 433 yards (14.0 avg.) and four TDs...Rushed for 78 yards on four carries (19.5 avg.), highlighted by a career-long 67-yarder...Also started in the team's playoff contest...Through Week 6, led the team in receptions with 29 and ranked No. 2 in receiving yards with 378...Also returned three punts on the season for 23 yards (7.7 avg.) and one kickoff for 10 yards...Was placed on injured reserve; designated for return on Oct. 15 and was activated on Dec. 28... **At San Francisco (Sept. 8):** Tied for the team lead with seven receptions for 108 yards (15.4 avg.) and a TD... **Vs. Washington (Sept. 15):** Posted back-to-back 100-yard receiving games for the second time in his career with a season-best 128 receiving yards on a season-high nine catches (14.2 avg.). Had a 35-yard TD reception in the first quarter, beating LB Perry Riley Jr. over the middle and then racing up the field past several defenders... **Vs. Detroit (Oct. 6):** Posted a career-long 67-yard run off left tackle in the third quarter, the longest run by a Packer since RB Brandon Jackson's 71-yarder at Washington on Oct. 10, 2010. It was the longest by a Green Bay WR since James Lofton's 83-yard TD at the N.Y. Giants on Sept. 20, 1982. Combined with Jones' 83-yard TD catch in the game, it marked the first time an NFL team had both a 65-yard run and an 80-yard pass in the same contest since the L.A. Raiders did so on Nov. 5, 1989... **At Baltimore (Oct. 13):** Made four catches for 53 yards (13.3 avg.) in the first two quarters before suffering a knee injury just before halftime that forced him from the game. Caught a 15-yard pass from Rodgers down to the Ravens' 11-yard line with less than a minute remaining in the first half, but took a low hit on his knee from S Matt Elam. The injury would sideline him for the next 10 games... **At Chicago (Dec. 29):** Was activated to the 53-man roster the day before the game and made a memorable return to the lineup. Caught a game-winning 48-yard TD pass from Rodgers on a fourth-down play with 38 seconds remaining to clinch a third consecutive NFC North title for the Packers. With Green Bay trailing, 28-27, and facing a fourth-and-8, adjusted his route in response to the coverage of S Chris Conte, who was playing him to stop near the first-down marker. Sped past Conte on a go-route down the middle of the field, catching the ball near the Chicago 10 and then charging forward before being tackled into the end zone

A SEASON FOR ALL INTENTS AND PURPOSES

Wide receiver Randall Cobb burst onto the scene in 2011 when he earned NFC Pro Bowl alternate status as a kick returner and was named to the prestigious *Pro Football Weekly*/PFWA All-Rookie team. He ranked No. 2 in the NFL in kickoff return average (27.7) and became the first Packers rookie to return both a kickoff and a punt for a TD in the same season. A versatile threat with untapped potential on offense, the question quickly became, what would he do for an encore?

Cobb answered that question emphatically in 2012, being voted the first alternate for the Pro Bowl as a return man and proving himself to be one of the most dynamic weapons in the league. He paired his prowess as a returner with an expanded role on offense that saw him post a team-high 80 catches, en route to becoming the **first player in NFL history** to have more than 900-plus receiving yards (954) and 900-plus kickoff return yards (964) in the same season.

Combining those two totals with his 292 yards on punt returns and an additional 132 yards on carries out of the backfield, he **set the single-season franchise record for all-purpose yardage** in Week 16 vs. Tennessee.

A look at the top single-season all-purpose yardage totals in franchise history:

| Player | Season | Rushing | Receiving | Punt Ret. | Kickoff Ret. | All-Purpose |
|---------------|--------|---------|-----------|-----------|--------------|-------------|
| Randall Cobb | 2012 | 132 | 954 | 292 | 964 | 2,342 |
| Ahman Green | 2003 | 1,883 | 367 | 0 | 0 | 2,250 |
| Ahman Green | 2001 | 1,387 | 594 | 0 | 0 | 1,981 |
| Roell Preston | 1998 | 0 | 23 | 398 | 1,497 | 1,918 |
| Billy Grimes | 1950 | 480 | 261 | 555 | 600 | 1,896 |
| Dorsey Levens | 1997 | 1,435 | 370 | 0 | 0 | 1,805 |

by CB Zack Bowman. Also scored on his other reception, a 7-yard play in the third quarter, finishing with the two catches for 55 yards (27.5 avg.) and two TDs.

2012: Played in 15 games with eight starts and also started both postseason contests...Led the team in receptions (80) and receiving yards (954) and finished second with eight TD catches...Set a franchise single-season record with 2,342 combined net yards (954 receiving, 132 rushing, 964 kickoff return, 292 punt return), topping the previous team mark of 2,250 yards posted by Green in 2003...Also led the league in the category, becoming the first Packer to accomplish that feat since Williams did so in 1969 with 1,517 yards...Became the first player in NFL history to post 900-plus receiving yards and 900-plus kickoff return yards in the same season...Was named a first alternate for the Pro Bowl at kick returner...Averaged 25.4 yards on 38 kickoff returns and 9.4 yards on 31 punt returns (with a TD)...Over his last 12 games, caught 69 passes for 858 yards (12.4 avg.) and eight TDs...**vs. San Francisco (Sept. 9):** Opened the season with an impact performance for the second consecutive year, returning a fourth-quarter punt 75 yards for a TD, his third kick-return score (two punts, one kickoff) in just his 16th career regular-season game. Became the first player in NFL history to score on a kick return (punt or kickoff) in Week 1 each of his first two seasons in the league. Also caught a season-high nine passes for 77 yards (8.6 avg.)...**At Indianapolis (Oct. 7):** Saw increased action with Jennings sidelined due to a groin injury, and posted four catches for a team-high 82 yards (20.5 avg.) and a TD, his first receiving score of the season...**At Houston (Oct. 14):** Recorded his first career 100-yard receiving game, hauling in seven passes for 102 yards (14.6 avg.). Returned three kickoffs for 86 yards (28.7 avg.), highlighted by a season-long 46-yarder late in the third quarter that ignited another TD drive...**At St. Louis (Oct. 21):** Caught eight passes for 89 yards (11.1 avg.) and two TDs, the first multi-TD receiving outing of his career...**vs. Arizona (Nov. 4):** Matched his season high with two TD catches and finished with three receptions for 37 yards (12.3 avg.) on the afternoon...**At Detroit (Nov. 18):** Tied his season high with nine catches for 74 yards (8.2 avg.), highlighted by a game-winning 22-yard TD catch with 1:55 remaining that gave Green Bay a 21-20 lead in the 24-20 victory. The catch came on a corner route against CB Jacob Lacey as he hauled in the pass from Rodgers while avoiding S Ricardo Silva, who converged on the play just after the ball arrived...**vs. Detroit (Dec. 9):** Notched his second 100-yard receiving game of the season, totaling a team-high seven grabs for 102 yards (14.6 avg.)...**At Chicago (Dec. 16):** Posted his second straight 100-yard effort, racking up a season-best 115 yards on six catches (19.2 avg.). Did not find the end zone, but almost all of the catches were critical, drive-extending plays that helped stake Green Bay to a 21-7 lead in the division-clinching win. Registered a career-high three receptions of 25-plus yards...**vs. Tennessee (Dec. 23):** Eclipsed Green's single-season franchise record for combined net yards on his first touch, a 14-yard punt return in the first quarter. Hauled in three passes for 62 yards (20.7 avg.) and a TD. Sustained an ankle injury on a third-quarter punt return, one that would sideline him for the remainder of the contest as well as the regular-season finale at Minnesota.

2011: Appeared in 15 contests and the team's playoff game in his rookie campaign...Was named a Pro Bowl alternate as a kick return specialist and to the *Pro Football Weekly*/PFWA All-Rookie team as a kickoff returner...Ranked No. 2 in the NFL in kickoff return average (27.7) and No. 7 in the league in punt return average (11.3)...Set a franchise rookie record with 941 kickoff return yards...Became the first player in franchise history and the first

NFL rookie since the merger to record a 100-yard kickoff return and an 80-yard punt return in the same season...Became the first Packer since Preston (1998) to register a punt return for a TD and a kickoff return for a score in the same season...Caught 25 passes for 375 yards (15.0 avg.) and a TD and rushed for 5 yards on two carries (2.5 avg.)...Missed the season finale vs. Detroit (Jan. 1) due to a groin injury he sustained the previous week vs. Chicago...**vs. New Orleans (Sept. 8):** Exploded onto the NFL landscape with a 108-yard kickoff return for a TD in the third quarter, which matched Patriots CB Ellis Hobbs' return (Sept. 9, 2007) for the longest kickoff return in NFL history at the time. The return would go on to be named the NFL Play of the Year at the league's awards ceremony. Nearly lost his footing near the Green Bay 20 after spinning out of a hit by CB Leigh Torrence, but was held up by teammate John Kuhn, returned to his feet and went the rest of the way untouched for the score. Marked the Packers' first kickoff return TD since Allen Rossum's 92-yarder vs. Indianapolis (Nov. 19, 2000) and bested Carmichael's previous franchise record (106 yards) for the longest kickoff return in team annals. At 21 years, 17 days old, he became the youngest NFL player to return a kickoff for a TD since the Chicago Bears' Andy Livingston did so on Dec. 13, 1964 (20 years, 53 days). The kickoff score marked Cobb's second TD of the game as he made his way into the end zone in the first quarter on a 32-yard catch-and-run from Rodgers. Became the first Packer since Walker (Sept. 8, 2002) to catch a TD pass in his pro debut. Became just the second player in NFL history to catch a TD pass and score on a kickoff return in his pro debut, joining Detroit's Bill Bowman (vs. Chicago, Sept. 26, 1954). Became the first Packer to post both in a game since Wuert Engelmann on Oct. 25, 1931, vs. Providence...**vs. Denver (Oct. 2):** Finished with two receptions for a season-high 75 yards (37.5 avg.), highlighted by a season-long 61-yard grab late in the third quarter. It marked the longest reception by a Green Bay rookie since Jones' 79-yard TD at Denver on Oct. 29, 2007...**vs. Minnesota (Nov. 14):** Made another splash on national television, this one coming on *Monday Night Football* as he returned the first punt of the game 80 yards for a TD. The play made him the first rookie in team history to post a punt return for a score and a kickoff return for a TD in the same season and marked the first punt return for a TD by a Packer since CB Will Blackmon's 65-yarder at Minnesota on Nov. 9, 2008. Added a 55-yard kickoff return in the third quarter to set up a TD as he became the first NFL player since Kansas City's Dante Hall (Dec. 8, 2002) to post an 80-plus-yard punt return and a 55-plus-yard kickoff return in the same game and the first Packer to do so since Williams (Nov. 2, 1969)...**At Kansas City (Dec. 18):** Saw increased time on offense with Jennings sidelined (knee) and led the team with a season-high four catches for 53 yards (13.3 avg.)...**2011 Draft:** Was selected by the Packers in the second round (No. 64 overall). Became the Packers' highest draft pick from Kentucky since QB Babe Parilli was selected No. 4 overall in 1952. Was the first player drafted by Green Bay from Kentucky since DT Bill Bushong (seventh round) in 1972.

COLLEGE: Played in 36 games with 33 starts, catching 144 passes for 1,661 yards (11.5 avg.) and 13 TDs, and rushing for 1,313 yards and 22 TDs on 228 carries (5.8 avg.)...Completed 62 of 122 passes for 689 yards and five TDs with five INTs...Averaged 9.8 yards on 63 punt returns with two TDs and posted a 24.6-yard average on 44 career kickoff returns...Holds the Kentucky career record for TDs with 37 while ranking fourth in career scoring with 226 points...Earned his degree in community communications and leadership development...**Junior season (2010):** First-team All-America selection as an all-purpose player by three services (*The Associated Press*, ESPN.com, SportsIll-

lustrated.com) and a consensus first-team All-SEC pick... Was a finalist for the Paul Hornung Award as the most versatile player in the country... Was the only player in FBS to rank first or second on his team in receiving, rushing and passing... Set the SEC single-season record for all-purpose yards with 2,396, topping the previous mark of 2,310 held by Arkansas RB Darren McFadden (2007)... Set the school single-season record for all-purpose yards per play (min. 150 plays) with a 12.1 average... Accounted for scores in eight different ways on the season with rushing, passing, receiving and punt-return TDs, throwing a TD pass on a fake field goal, and posting two-point conversions by rushing, passing and receiving... Led the team with 84 receptions for 1,017 yards (12.1 avg.) and seven TDs... Led the conference in catches per game and recorded four 100-yard games... Finished second on the team with 424 rushing yards and five TDs on 55 carries (7.7 avg.)... Also returned 31 kickoffs for 736 yards (23.7 avg.) and 28 punts for 219 yards (7.8 avg.) and a TD... Named National Wide Receiver/Running Back of the Week by the College Football Performance Awards vs. Auburn (Oct. 9) as he had a hand in all four UK touchdowns in the team's 37-34 loss to the eventual national champions. Rushed for two scores, caught a 16-yard TD, and threw a 6-yard TD pass... Rushed 10 times for a career-best 170 yards (17.0 avg.) and two TDs vs. Vanderbilt (Nov. 13)... Caught a career-high 13 passes for 116 yards (8.9 avg.) at Tennessee (Nov. 27), the second-most receptions in a game in school history... **Sophomore season (2009):** Earned first-team All-SEC recognition as an all-purpose player by AP and ESPN.com... Won team awards as UK's Most Valuable Player, Most Outstanding Offensive Player and Most Inspirational Offensive Player... Ranked second in the SEC in touchdowns, third in punt returns, fourth in all-purpose yardage and seventh in scoring... His 15 total TDs ranked second on the school's single-season list... Led the team in receiving with 39 catches for 447 yards (11.5 avg.) and four TDs... Second on the team in rushing with 573 yards and 10 TDs on 94 carries (6.1 avg.)... Returned 24 punts for 308 yards (12.8 avg.), including a 73-yard TD return vs. Louisiana-Monroe (Oct. 24)... **Freshman season (2008):** Played in 11 games as a true freshman, starting four contests at WR and the final four games at QB... Named to the SEC's All-Freshman Team at QB... The left-hander completed 52 of 99 passes (52.5 percent) for 542 yards, two TDs and five INTs... Rushed for 316 yards and seven TDs on 79 carries (4.0 avg.) and caught 21 passes for 197 yards (9.4 avg.) and two TDs... Also posted an 8.4-yard average on 11 punt returns... By the end of the season, was the only player in the nation to be serving as his team's starting QB and punt returner... Missed all of one game and most of two others because of a high ankle sprain sustained vs. Middle Tennessee State (Sept. 13)... Earned SEC Freshman of the Week honors vs. Arkansas (Oct. 18) as he caught two TD passes

in the final 4:15 to give the Wildcats a dramatic 21-20 come-from-behind victory over the Razorbacks... Finished with a season-high 73 yards receiving on five grabs (14.6 avg.)... Wore uniform No. 12 in the game as a tribute to WR Dicky Lyons, who had suffered a season-ending injury the previous week... Started his first career game at Mississippi State (Nov. 1), completing 7 of 13 passes for 56 yards and a TD with an INT in the Wildcats' 14-13 victory... Believed to be the first UK true freshman QB to start and win an SEC road game since freshmen became eligible in the early 1970s.

PERSONAL: Given name Randall Ladonald Cobb II... Born in Maryville, Tenn. ... Married, wife's name is Aiyda... Cousin, Shannon Mitchell, played tight end at Georgia and for the San Diego Chargers (1994-97)... Another cousin, Billy Williams, played wide receiver at Tennessee and was a seventh-round draft pick of the Arizona Cardinals in 1995... Received the Chad Pennington Professional Athlete of the Year award from the Greater Knoxville Sports Hall of Fame in July 2013... **High school:** Named "Mr. Football" for Class AA in Tennessee as a senior at Alcoa (Tenn.) High... Was part of four consecutive state championship-winning teams at Alcoa, serving as the quarterback as a junior and senior... Earned all-state recognition each of his final two seasons... Rated one of the top 11 prospects in the state by the *Orlando Sentinel* and was a top-20 selection by Rivals.com... Teams posted a 27-3 mark in his two seasons as quarterback... Completed 89 of 139 passes (64.0 percent) for 1,765 yards, 22 TDs and only two INTs as a senior... Also rushed for 793 yards and 13 TDs on 88 carries (9.0 avg.)... Threw for 1,893 yards, 25 TDs and just four INTs during his junior campaign... Also participated in track all four years and was an all-district selection in basketball as a junior... Competed in the 100- and 200-meter dashes, along with the 4x100 and 4x200 relay teams... Finished third in the state in the 100 his senior year, posting his best time of 10.75 seconds... His 4x100 relay unit finished second in the state his junior year... Also an honor-roll student, was named to Who's Who Among American High School Students... **Community involvement:** In May 2013, traveled the state as part of the Packers' annual Tailgate Tour, making scheduled and surprise visits to various communities... Started a "Blessings in a Backpack" program at Alcoa (Tenn.) Elementary in 2015 and Eisenhower Elementary (Green Bay) in 2016, which gives children who are on free or reduced lunch a backpack full of food for the week-end... Works with Big Brothers Big Sisters locally... Is active with Characters Unite, a national anti-bullying campaign... Attended the annual holiday party for Families of Children With Cancer... Participated in the Green Bay Packers Golf Invitational in Kohler, Wis. ... Residence: Alcoa, Tenn.

VETERANS
COMMUNITY
ADMIN. & COACHES
COBB
DRAFT & FREE AGENTS
2016 REVIEW
RECORDS & HISTORY
LAMBEAU FIELD
MISC.

MOST PACKERS SELECTIONS, SEVEN-ROUND ERA (1994-2017)

| No | Year | Compensatory | | Notable selections | |
|----|------|--------------|---|--|--|
| | | Selections | | | |
| 13 | 2000 | 4 | | TE Bubba Franks (1), T Chad Clifton (2), LB Na'il Diggs (4a), DE Kabeer Gbajia-Biamila (5a), T Mark Tauscher (7a) | |
| 12 | 1999 | 4 | | CB Mike McKenzie (3a), DT Cletidus Hunt (3b), WR Donald Driver (7b) | |
| | 2006 | 2 | | LB A.J. Hawk (1), G Daryn Colledge (2a), WR Greg Jennings (2b) | |
| | 2011 | 2005 | 0 | QB Aaron Rodgers (1), S Nick Collins (2a), LB Brady Poppinga (4b) | |
| | 2007 | 1 | | WR James Jones (3a), LB Desmond Bishop (6b), K Mason Crosby (6c) | |
| 11 | 2013 | 1 | | DE Datone Jones (1), RB Eddie Lacy (2), T David Bakhtiari (4a), T JC Tretter (4b), RB Johnathan Franklin (4c) | |
| | 10 | 1995 | 0 | CB Craig Newsome (1), FB William Henderson (3b), LB Brian Williams (3c), WR Antonio Freeman (3d), G Adam Timmerman (7) | |
| | | 2011 | 1 | | T Derek Sherrod (1), WR Randall Cobb (2), RB Alex Green (3) |
| | | 2017 | 1 | | CB Kevin King (2a), S Josh Jones (2b), DT Montravious Adams (3) |

Ted Thompson drafts in bold

RANDALL COBB'S PRO STATISTICS

| Year | Team | GP | GS | No | RECEIVING | | | | RUSHING | | | | |
|-------------------------------|-----------|-----------|-----------|------------|--------------|-------------|------------|-----------|-----------|------------|------------|-----------|----------|
| | | | | | Yds | Avg | Lg | TD | Att | Yds | Avg | Lg | TD |
| 2011 | Green Bay | 15 | 0 | 25 | 375 | 15.0 | 61 | 1 | 2 | 5 | 2.5 | 4 | 0 |
| 2012 | Green Bay | 15 | 8 | 80 | 954 | 11.9 | 39t | 8 | 10 | 132 | 13.2 | 28 | 0 |
| 2013 | Green Bay | 6 | 4 | 31 | 433 | 14.0 | 48t | 4 | 4 | 78 | 19.5 | 67 | 0 |
| 2014 | Green Bay | 16 | 16 | 91 | 1,287 | 14.1 | 70t | 12 | 11 | 37 | 3.4 | 12 | 0 |
| 2015 | Green Bay | 16 | 15 | 79 | 829 | 10.5 | 53t | 6 | 13 | 50 | 3.8 | 12 | 0 |
| 2016 | Green Bay | 13 | 10 | 60 | 610 | 10.2 | 47 | 4 | 10 | 33 | 3.3 | 14 | 0 |
| NFL totals (six years) | | 81 | 53 | 366 | 4,488 | 12.3 | 70t | 35 | 50 | 335 | 6.7 | 67 | 0 |

| Year | Team | No | Yds | Avg | Lg | TD | PUNT RETURNS | | | | | |
|-------------------------------|-----------|-----------|--------------|-------------|-------------|----------|--------------|-----------|------------|------------|------------|----------|
| | | | | | | | No | FC | Yds | Avg | Lg | TD |
| 2011 | Green Bay | 34 | 941 | 27.7 | 108t | 1 | 26 | 18 | 295 | 11.3 | 80t | 1 |
| 2012 | Green Bay | 38 | 964 | 25.4 | 46 | 0 | 31 | 21 | 292 | 9.4 | 75t | 1 |
| 2013 | Green Bay | 1 | 10 | 10.0 | 10 | 0 | 3 | 5 | 23 | 7.7 | 16 | 0 |
| 2014 | Green Bay | 1 | 0 | 0.0 | 0 | 0 | 14 | 9 | 112 | 8.0 | 24 | 0 |
| 2015 | Green Bay | 0 | 0 | -- | -- | 0 | 4 | 4 | 10 | 2.5 | 10 | 0 |
| 2016 | Green Bay | 0 | 0 | -- | -- | 0 | 4 | 4 | 54 | 13.5 | 23 | 0 |
| NFL totals (six years) | | 74 | 1,915 | 25.9 | 108t | 1 | 82 | 61 | 786 | 9.6 | 80t | 2 |

| Year | Team | GP | GS | No | RECEIVING | | | | RUSHING | | | | |
|-------------------|-----------|-----------|-----------|-----------|------------|-------------|------------|----------|-----------|-----------|------------|-----------|----------|
| | | | | | Yds | Avg | Lg | TD | Att | Yds | Avg | Lg | TD |
| 2011 | Green Bay | 1 | 0 | 3 | 38 | 12.7 | 21 | 0 | 0 | 0 | -- | -- | 0 |
| 2012 | Green Bay | 2 | 2 | 6 | 31 | 5.2 | 8 | 0 | 4 | 29 | 7.3 | 19 | 0 |
| 2013 | Green Bay | 1 | 1 | 2 | 51 | 25.5 | 26 | 0 | 1 | 1 | 1.0 | 1 | 0 |
| 2014 | Green Bay | 2 | 2 | 15 | 178 | 11.9 | 31 | 1 | 2 | 5 | 2.5 | 3 | 0 |
| 2015 | Green Bay | 2 | 2 | 3 | 38 | 12.7 | 15 | 1 | 5 | 24 | 4.8 | 9 | 0 |
| 2016 | Green Bay | 3 | 3 | 18 | 260 | 14.4 | 42t | 3 | 0 | 0 | -- | -- | 0 |
| Postseason | | 11 | 10 | 47 | 596 | 12.7 | 42t | 5 | 12 | 59 | 4.9 | 19 | 0 |

| Year | Team | No | Yds | Avg | Lg | TD | PUNT RETURNS | | | | | |
|-------------------|-----------|-----------|------------|-------------|-----------|----------|--------------|----------|-----------|------------|-----------|----------|
| | | | | | | | No | FC | Yds | Avg | Lg | TD |
| 2011 | Green Bay | 2 | 51 | 25.5 | 27 | 0 | 1 | 0 | 16 | 16.0 | 16 | 0 |
| 2012 | Green Bay | 4 | 71 | 17.8 | 27 | 0 | 5 | 0 | 17 | 3.4 | 6 | 0 |
| 2013 | Green Bay | 4 | 87 | 21.8 | 23 | 0 | 0 | 0 | 0 | -- | -- | 0 |
| 2014 | Green Bay | 2 | 28 | 14.0 | 23 | 0 | 0 | 0 | 0 | -- | -- | 0 |
| 2015 | Green Bay | 0 | 0 | -- | -- | 0 | 0 | 0 | 0 | -- | -- | 0 |
| 2016 | Green Bay | 0 | 0 | -- | -- | 0 | 0 | 2 | 0 | -- | -- | 0 |
| Postseason | | 12 | 237 | 19.8 | 27 | 0 | 6 | 2 | 33 | 5.5 | 16 | 0 |

Additional statistics: Fumbles-Lost — 3-3 in 2011, 4-1 in 2012, 1-0 in '12 playoffs, 3-2 in 2014, 1-0 in '14 playoffs, 1-0 in 2015, 1-0 in 2016; NFL totals: 12-6. Miscellaneous tackles — 1 in 2012, 2 in 2013, 1 in '14 playoffs, 1 in 2015, 1 in 2016; NFL total: 5. Miscellaneous fumble recoveries — 1 in 2016. Passing — 0 for 1 in 2011. Forced fumble at Cincinnati, 9/22/13. Recovered fumble for TD at Detroit, 12/3/15. Forced/recovered fumble at Minnesota, 9/18/16.

NFL debut: vs. New Orleans, 9/8/11
First NFL start: at Houston, 10/14/12
First NFL reception: vs. New Orleans, 9/8/11 (3 yards, A.Rodgers)
First touchdown: vs. New Orleans, 9/8/11 (32 yards, A.Rodgers)

CAREER TRANSACTIONS

- 2011 Selected by Green Bay Packers in the second round (64th overall) of '11 NFL Draft, April 29...Signed first contract, July 29.
- 2013 Placed on injured reserve/designated for return (knee), Oct. 15...Activated from injured reserve/designated for return, Dec. 28.
- 2015 Signed contract extension, March 9.

COBB'S SINGLE-GAME CAREER HIGHS

Receiving
 Receptions 11,
 at TB (12/21/14) and vs. Chi. (10/20/16)
 Yards 131, at TB (12/21/14)
 Long. 70t, at NO (10/26/14)
 Touchdowns* 3, vs. KC (9/28/15)

Kickoff Returns
 Returns 6, at NYG (11/25/12)
 Yards 156, at NYG (11/25/12)
 Long. 108t, vs. NO (9/8/11)

Punt Returns
 Returns 5, at Chi. (9/25/11)
 Yards 80,
 vs. Min. (11/14/11) and vs. SF (9/9/12)
 Long. 80t, vs. Min. (11/14/11)

* Posted three receiving TDs in '16 playoffs vs. N.Y. Giants, 1/8/17

RANDALL COBB GAME-BY-GAME

2011, GREEN BAY

| Date | Opp | GP | GS | No Yds | Avg | Lg | TD |
|-------------------|-----------|----------|-----------|------------|-------------|------------------|----------|
| 09/08 | NO-W | 1 | 0 | 2 | 35 | 17.5 | 32t 1 |
| 09/18 | at Car-W | 1 | 0 | 2 | 25 | 12.5 | 13 0 |
| 09/25 | at Chi-W | 1 | 0 | 1 | 13 | 13.0 | 13 0 |
| 10/02 | Den-W | 1 | 0 | 2 | 75 | 37.5 | 61 0 |
| 10/09 | at Atl-W | 1 | 0 | 2 | 26 | 13.0 | 16 0 |
| 10/16 | StL-W | 1 | 0 | 1 | 6 | 6.0 | 6 0 |
| 10/23 | at Min-W | 1 | 0 | 1 | 7 | 7.0 | 7 0 |
| 11/06 | at SD-W | 1 | 0 | 0 | 0 | -- | -- 0 |
| 11/14 | Min-W | 1 | 0 | 3 | 36 | 12.0 | 19 0 |
| 11/20 | TB-W | 1 | 0 | 1 | 11 | 11.0 | 11 0 |
| 11/24 | at Det-W | 1 | 0 | 2 | 21 | 10.5 | 12 0 |
| 12/04 | at NYG-W | 1 | 0 | 0 | 0 | -- | -- 0 |
| 12/11 | Oak-W | 1 | 0 | 2 | 45 | 22.5 | 26 0 |
| 12/18 | at KC-L | 1 | 0 | 4 | 53 | 13.3 | 16 0 |
| 12/25 | Chi-W | 1 | 0 | 2 | 22 | 11.0 | 19 0 |
| 01/01 | Det-W | | | | | (inactive—groin) | |
| *11 TOTALS | 15 | 0 | 25 | 375 | 15.0 | 61 | 1 |
| 01/15 | NYG-L | 1 | 0 | 3 | 38 | 12.7 | 21 0 |

**NFC Divisional Playoff*

2013, GREEN BAY

| Date | Opp | GP | GS | No Yds | Avg | Lg | TD |
|-------------------|----------|----------|-----------|------------|-------------|---------------|----------|
| 09/08 | at SF-L | 1 | 1 | 7 | 108 | 15.4 | 38 1 |
| 09/15 | Was-W | 1 | 0 | 9 | 128 | 14.2 | 35t 1 |
| 09/22 | at Cin-L | 1 | 1 | 5 | 54 | 10.8 | 26 0 |
| 10/06 | Det-W | 1 | 1 | 4 | 35 | 8.8 | 22 0 |
| 10/13 | at Bal-W | 1 | 1 | 4 | 53 | 13.3 | 18 0 |
| 10/20 | Cle-W | | | | | (IR-DFR—knee) | |
| 10/27 | at Min-W | | | | | (IR-DFR—knee) | |
| 11/04 | Chi-L | | | | | (IR-DFR—knee) | |
| 11/10 | Phi-L | | | | | (IR-DFR—knee) | |
| 11/17 | at NYG-L | | | | | (IR-DFR—knee) | |
| 11/24 | Min-T | | | | | (IR-DFR—knee) | |
| 11/28 | at Det-L | | | | | (IR-DFR—knee) | |
| 12/08 | Atl-W | | | | | (IR-DFR—knee) | |
| 12/15 | at Dal-W | | | | | (IR-DFR—knee) | |
| 12/22 | Pit-W | | | | | (IR-DFR—knee) | |
| 12/29 | at Chi-W | 1 | 0 | 2 | 55 | 27.5 | 48t 2 |
| *13 TOTALS | 6 | 4 | 31 | 433 | 14.0 | 48t | 4 |
| 01/05 | SF-L | 1 | 0 | 2 | 51 | 25.5 | 26 0 |

**NFC Wild Card Playoff*

2015, GREEN BAY

| Date | Opp | GP | GS | No Yds | Avg | Lg | TD |
|-------------------|-----------|-----------|-----------|------------|-------------|------------|----------|
| 09/13 | at Chi-W | 1 | 1 | 5 | 38 | 7.6 | 10 1 |
| 09/20 | Sea-W | 1 | 1 | 8 | 116 | 14.5 | 25 0 |
| 09/28 | KC-W | 1 | 1 | 7 | 91 | 13.0 | 29 3 |
| 10/04 | at SF-W | 1 | 1 | 5 | 44 | 8.8 | 19 0 |
| 10/11 | StL-W | 1 | 1 | 3 | 23 | 7.7 | 10 0 |
| 10/18 | SD-W | 1 | 1 | 2 | 38 | 19.0 | 26 0 |
| 11/01 | at Den-L | 1 | 1 | 6 | 27 | 4.5 | 17 0 |
| 11/08 | at Car-L | 1 | 1 | 4 | 99 | 24.8 | 53t 1 |
| 11/15 | Det-L | 1 | 1 | 5 | 53 | 10.6 | 20 0 |
| 11/22 | at Min-W | 1 | 1 | 2 | 24 | 12.0 | 14 1 |
| 11/26 | Chi-L | 1 | 1 | 6 | 74 | 12.3 | 32 0 |
| 12/03 | at Det-W | 1 | 1 | 4 | 29 | 7.3 | 16 0 |
| 12/13 | Dal-W | 1 | 1 | 8 | 81 | 10.1 | 17 0 |
| 12/20 | at Oak-W | 1 | 1 | 5 | 40 | 8.0 | 23 0 |
| 12/27 | at Ari-L | 1 | 1 | 3 | 15 | 5.0 | 8 0 |
| 01/03 | Min-L | 1 | 0 | 6 | 67 | 6.2 | 17 0 |
| *15 TOTALS | 16 | 15 | 79 | 829 | 10.5 | 53t | 6 |
| 01/10 | at Was-W | 1 | 1 | 3 | 38 | 12.7 | 15 1 |
| 01/16 | at Ari-L | 1 | 1 | 0 | 0 | -- | -- 0 |

**NFC Wild Card Playoff; *NFC Divisional Playoff*

PLAYOFFS 2 2 3 38 12.7 15 1

2012, GREEN BAY

| Date | Opp | GP | GS | No Yds | Avg | Lg | TD |
|-------------------|-----------|----------|-----------|------------|-------------|-----------------------|----------|
| 09/09 | SF-L | 1 | 0 | 9 | 77 | 8.6 | 16 0 |
| 09/13 | Chi-W | 1 | 0 | 1 | 20 | 20.0 | 20 0 |
| 09/24 | at Sea-L | 1 | 0 | 1 | -1 | -1.0 | -1 0 |
| 09/30 | NO-W | 1 | 0 | 7 | 66 | 9.4 | 17 0 |
| 10/07 | at Ind-L | 1 | 0 | 4 | 82 | 20.5 | 31t 1 |
| 10/14 | at Hou-W | 1 | 1 | 7 | 102 | 14.6 | 24 0 |
| 10/21 | at StL-W | 1 | 1 | 8 | 89 | 11.1 | 39t 2 |
| 10/28 | Jax-W | 1 | 1 | 5 | 28 | 5.6 | 14 1 |
| 11/04 | Ari-W | 1 | 1 | 3 | 37 | 12.3 | 21t 2 |
| 11/18 | at Det-W | 1 | 1 | 9 | 74 | 8.2 | 22t 1 |
| 11/25 | at NYG-L | 1 | 0 | 4 | 39 | 9.8 | 15 0 |
| 12/02 | Min-W | 1 | 1 | 6 | 62 | 10.3 | 33 0 |
| 12/09 | Det-W | 1 | 1 | 7 | 102 | 14.6 | 38 0 |
| 12/16 | at Chi-W | 1 | 0 | 6 | 115 | 19.2 | 31 0 |
| 12/23 | Ten-W | 1 | 1 | 3 | 62 | 20.7 | 31 1 |
| 12/30 | at Min-L | | | | | (inactive—ankle/knee) | |
| *12 TOTALS | 15 | 8 | 80 | 954 | 11.9 | 39t | 8 |
| 01/05 | Min-W | 1 | 1 | 1 | 7 | 7.0 | 7 0 |
| 01/12 | at SF-L | 1 | 1 | 5 | 24 | 4.8 | 8 0 |

PLAYOFFS 2 2 6 31 5.2 8 0

**NFC Wild Card Playoff; *NFC Divisional Playoff*

2014, GREEN BAY

| Date | Opp | GP | GS | No Yds | Avg | Lg | TD |
|-------------------|-----------|-----------|-----------|------------|-------------|------------|-----------|
| 09/04 | at Sea-L | 1 | 1 | 6 | 58 | 9.7 | 23 1 |
| 09/14 | NYJ-W | 1 | 1 | 5 | 39 | 7.8 | 14 2 |
| 09/21 | at Det-L | 1 | 1 | 3 | 29 | 9.7 | 13 0 |
| 09/28 | at Chi-W | 1 | 1 | 7 | 113 | 16.1 | 46 2 |
| 10/02 | Min-W | 1 | 1 | 3 | 34 | 11.3 | 20 1 |
| 10/12 | at Mia-W | 1 | 1 | 5 | 58 | 11.6 | 28 1 |
| 10/19 | Car-W | 1 | 1 | 6 | 121 | 20.2 | 47 1 |
| 10/26 | at NO-L | 1 | 1 | 5 | 126 | 25.2 | 70t 1 |
| 11/09 | Chi-W | 1 | 1 | 4 | 72 | 18.0 | 29 1 |
| 11/16 | Phi-W | 1 | 1 | 10 | 129 | 12.9 | 22 0 |
| 11/23 | at Min-W | 1 | 1 | 4 | 58 | 14.5 | 29 0 |
| 11/30 | NE-W | 1 | 1 | 7 | 85 | 12.1 | 33 0 |
| 12/08 | Atl-W | 1 | 1 | 4 | 58 | 14.5 | 29 0 |
| 12/14 | at Buf-L | 1 | 1 | 7 | 96 | 13.7 | 20 0 |
| 12/21 | at TB-W | 1 | 1 | 11 | 131 | 11.9 | 30 0 |
| 12/28 | Det-W | 1 | 1 | 4 | 80 | 20.0 | 34 2 |
| *14 TOTALS | 16 | 16 | 91 | 287 | 14.1 | 70t | 12 |
| 01/11 | Dal-W | 1 | 1 | 8 | 116 | 14.5 | 31 0 |
| 01/18 | at Sea-L | 1 | 1 | 7 | 62 | 8.9 | 15 1 |

PLAYOFFS 2 2 15 178 11.9 31 1

**NFC Divisional Playoff; *NFC Championship*

2016, GREEN BAY

| Date | Opp | GP | GS | No Yds | Avg | Lg | TD |
|-------------------|-----------|-----------|-----------|------------|-------------|----------------------|----------|
| 09/11 | at Jax-W | 1 | 1 | 6 | 57 | 9.5 | 32 0 |
| 09/18 | at Min-L | 1 | 1 | 5 | 42 | 8.4 | 14 0 |
| 09/25 | Det-W | 1 | 1 | 1 | 33 | 33.0 | 33 0 |
| 10/09 | NYG-W | 1 | 1 | 9 | 108 | 12.0 | 21 0 |
| 10/16 | Dal-L | 1 | 1 | 7 | 53 | 7.6 | 17 1 |
| 10/20 | Chi-W | 1 | 1 | 11 | 95 | 8.6 | 25 1 |
| 10/30 | at Atl-L | | | | | (inactive—hamstring) | |
| 11/06 | Ind-L | 1 | 0 | 2 | 14 | 7.0 | 11 1 |
| 11/13 | at Ten-L | 1 | 1 | 4 | 31 | 7.8 | 11 0 |
| 11/20 | at Was-L | 1 | 1 | 3 | 84 | 28.0 | 47 0 |
| 11/28 | at Phi-W | 1 | 1 | 6 | 41 | 6.8 | 12 0 |
| 12/04 | Hou-W | 1 | 1 | 3 | 19 | 6.3 | 9t 1 |
| 12/11 | Sea-W | 1 | 0 | 3 | 33 | 11.0 | 25 0 |
| 12/18 | at Chi-W | 1 | 0 | 0 | 0 | -- | -- 0 |
| 12/24 | Min-W | | | | | (inactive—ankle) | |
| 01/01 | at Det-W | | | | | (inactive—ankle) | |
| *16 TOTALS | 13 | 10 | 60 | 610 | 10.2 | 47 | 4 |
| 01/08 | NYG-W | 1 | 1 | 5 | 116 | 23.2 | 42t 3 |
| 01/15 | at Dal-W | 1 | 1 | 7 | 62 | 8.9 | 25 0 |
| 01/22 | at Atl-L | 1 | 1 | 6 | 82 | 13.7 | 34 0 |

PLAYOFFS 3 3 18 260 14.4 42t 3

**NFC Wild Card Playoff; *NFC Divisional Playoff; *NFC Championship*

LAMBEAU'S TWIN FLAGS

The twin American flags above Lambeau Field enter their 14th season in 2017. The impressively sized flags, 15 feet by 25 feet, were raised May 28, 2004, on Memorial Day weekend that year.

Located on top of the stadium's indoor club seats on the north end of the facility, the flags are the culmination of the desire to improve Lambeau Field's honoring of America, an effort first discussed in Fall 2003, at the end of the stadium's 32-month renovation.

"Once the Lambeau Field redevelopment project was complete and we had our first games in the stadium, we realized the old flag and flagpole appeared a bit small compared to the larger size of the new facility," said Packers then-CEO Bob Harlan.

"We needed something more prominent to appropriately honor our country and decided to upgrade that component of the stadium. We also heard from a few fans that they had trouble locating the flag during the anthem, so this will definitely help in that area, too.

"The new, larger flags are a great way to honor America and the timing worked out for it to be done for Memorial Day weekend."

The flags are positioned atop 72-foot-high flagpoles which are stationed on top of the northeast and northwest corners of the stadium, above the club seats. All told, the flags are flying at 180 feet above ground.

Once the plans were set, the team worked with Kocken and Associates, of De Pere, Wis., on the design and engineering of the project. A major challenge of the design was ensuring both the structure and the flagpoles themselves could withstand the extreme wind load from the two large flags at that height.

Physical preparation for the new flagpoles began months prior with structural work, including reinforcing the area above the ceiling and on the roof with additional steel and concrete to support the extra load.

The two flags fly 24 hours a day, seven days a week, and are illuminated by spotlights at night.



VETERANS

COMMUNITY

ADMIN & COACHES

COBB

DRAFT & FREE AGENTS

2016 REVIEW

RECORDS & HISTORY

LAMBEAU FIELD

MISC.

MASON CROSBY

KICKER | COLORADO

11th NFL Season | 11th Packers Season



Ht: 6-1 Wt: 207 | Born: September 3, 1984 | NFL Games Played/Started: 160/0 | Acquired: D6c-07



PRO HIGHLIGHTS:

➤ With 1,267 career points, ranks No. 1 on the all-time franchise scoring list, having surpassed K Ryan Longwell (1,054) in 2015 in Week 2.

➤ Has registered a franchise-record 10 straight 100-point seasons, one of only three players in NFL history to register 100-plus points in 10 or more consecutive seasons (Jason Elam, 16, 1993-2008; Adam Vinatieri, 13, 1996-2008).

➤ Ranks No. 2 in NFL history for the most points by a player in his first 10 seasons (1,267, 2007-16), trailing only Patriots K Stephen Gostkowski (1,330, 2006-2015).

➤ Is the all-time franchise leader in field goals (262), 50-yard field goals (28) and extra points (481).

➤ Is one of only three players in NFL history to register three or more 140-point seasons (2007, 2011, 2013), joining Gostkowski (six) and David Akers (three).

➤ Reached the 1,000-point mark for his career in his 124th career game (Week 13 vs. New England in 2014), making him the third fastest to 1,000 points in NFL history (Gostkowski, 119; Gino Cappelletti, 121).

➤ Has posted the top four single-season point totals without a TD in franchise annals.

➤ Made at least one FG in 17 consecutive regular-season games from 2013-14, the longest streak in team history.

➤ Connected on a team-record 23 consecutive field goals over a 15-game span in 2010-11, and has the two longest streaks in franchise history (19 straight in 2013-14).

➤ Has kicked the seven longest field goals in franchise history (58-yarder in 2011, two 57-yarders in 2013, 56-yarders in 2010, 2011 and 2015, 55-yarder in 2014).

➤ Tied the single-game franchise record with five FGs (42, 47, 40, 42, 52) in 2014 at Minnesota in Week 11, also becoming the first player in NFL history to post five FGs of 40-plus yards in a game.

➤ With 28 field goals of 50-plus yards since 2007, ranks tied for No. 4 in the league over that span.

➤ Ranks No. 1 in franchise history with a career PAT percentage of 98.6 (481-488).

➤ Set a franchise record with 68 extra points made in 2011, which is also the third most in NFL history behind only Denver's Matt Prater (75 in 2013) and New England's Gostkowski (74 in 2007).

➤ Has posted 272 touchbacks since entering the league in 2007, No. 6 in the NFL over that span.

➤ Has been named NFC Special Teams Player of the Week a team-record six times in his career (Week 1, 2007; Week 1, 2010; Weeks 5 and 7, 2011; Week 5, 2013; Week 11, 2015) and NFC Special Teams Player of the Month twice (November 2007, October 2013).

➤ Has not missed a game in his career, playing in 160 straight contests in the regular season, the sixth-longest streak in franchise history.

➤ Scored in 142 consecutive regular-season games before

AT A GLANCE ...

- With 1,267 career points, ranks No. 1 on the all-time franchise scoring list, having surpassed K Ryan Longwell (1,054) in 2015 in Week 2.
- Has registered a franchise-record 10 straight 100-point seasons, one of only three players in NFL history to register 100-plus points in 10 or more consecutive seasons (Jason Elam, 16, 1993-2008; Adam Vinatieri, 13, 1996-2008).
- Ranks No. 2 in NFL history for the most points by a player in his first 10 seasons (1,267, 2007-16), trailing only Patriots K Stephen Gostkowski (1,330, 2006-2015).
- Is the all-time franchise leader in field goals (262), 50-yard field goals (28) and extra points (481).
- Has kicked the seven longest field goals in franchise history (58-yarder in 2011, two 57-yarders in 2013, 56-yarders in 2010, 2011 and 2015, 55-yarder in 2014).
- Has not missed a game in his career, playing in 160 straight contests in the regular season, the sixth-longest streak in franchise history.
- Set a franchise record with 23 consecutive field goals made (2010-11), topping Chris Jacke's mark of 17 straight in 1993.
- Holds the NFL postseason record for most consecutive FGs made with 23 straight from 2010-16.
- Has scored 137 points during his career in the postseason, No. 1 in team history and No. 5 in NFL playoff annals.

seeing his streak snapped at Arizona in 2015, the second-longest streak in franchise history behind only Longwell (144 games, 1997-2005).

➤ Holds the NFL postseason record for most consecutive FGs made with 23 straight from 2010-16.

➤ Has appeared in 18 playoff games with the Packers, the second most in team history behind only QB Brett Favre (22).

➤ Holds the franchise postseason record for most consecutive games with a point (18 games).

➤ Has made 26 of 29 field goals (89.7 percent) in the postseason, a percentage that ranks No. 3 in NFL history among kickers with 25-plus attempts.

➤ Has scored 137 points during his career in the postseason, No. 1 in team history and No. 5 in NFL playoff annals.

2016 SEASON: Played in all 16 games and scored 122 points, connecting on 26 of 30 field goals (86.7 percent) and 44 of 47 extra points...The FG percentage was the second highest of his career behind only his mark of 89.2 percent (33 of 37) in 2013...Ranked No. 8 in the league in FG percentage...Had 46 touchbacks on 87 kickoffs, a career-high 52.9 percentage...Added a tackle on special teams...**Vs. N.Y. Giants (Oct. 9):** Registered 11 points, connecting on all three of his field-goal attempts (44, 33, 25 yards) and both extra points...**Vs. Dallas (Oct. 16):** Made all three of his FG attempts for the second straight game, connecting on kicks of 37, 43 and 34 yards. Posted touchbacks on three of his four kickoffs...**At Chicago (Dec. 18):** Kicked a 32-yard FG as time expired to give the Packers a 30-27 victory, his first game-winning kick since

drilling a 31-yarder as time expired at the N.Y. Giants on Dec. 4, 2011, in Green Bay's 38-35 win. The kick was set up by QB Aaron Rodgers' 60-yard completion to WR Jordy Nelson to the Chicago 14. Also made FGs from 34 and 18 yards and all three of his extra-point attempts. Went over the 100-point mark for the 10th straight season, extending his franchise record as well as the longest current streak in the NFL...**Vs. Minnesota (Dec. 24):** Connected on his lone FG attempt of the day, a 48-yarder early in the fourth quarter that gave the Packers a 31-13 lead. Registered a season-high five touchbacks on seven kickoffs, keeping the ball away from Pro Bowl return man Cordarrelle Patterson, who didn't have a kickoff return for only the second time on the season. His five touchbacks were his most since posting six vs. Philadelphia on Nov. 16, 2014...**At Detroit (Jan. 1):** Made his lone FG attempt of the evening, a season-long 53-yarder as time expired in the first half to cut Detroit's lead to 14-10...**At Dallas (NFC Divisional, Jan. 15):** Kicked a 51-yard FG as time expired in the 34-31 win, the longest game-winning kick in NFL postseason history. Had given the Packers a 31-28 lead with 1:33 remaining on a 56-yard FG, the longest FG in team postseason history and the third longest in NFL history. Became the first kicker in NFL history to make two FGs of 50-plus yards in the final two minutes of a playoff game. With the two FGs, has kicked five of the seven longest FGs in franchise playoff history. Tied the NFL single-game playoff record with the two FGs of 50-plus yards, the first time in his career that he connected on two kicks of 50-plus yards (regular season or playoffs). With the two FGs, extended his NFL-record streak of consecutive FGs made in the postseason to 23. Posted touchbacks on all six of his kickoffs, a career high in the postseason...**At Atlanta (NFC Championship, Jan. 22):** Missed a 41-yard FG on Green Bay's opening drive, snapping his NFL-record streak of 23 consecutive FGs made in the postseason.

2015: Connected on 24 of 28 field-goal attempts (85.7 percent) and all 36 extra points...Was one of only five kickers in the league to convert 100.0 percent of his extra-point attempts, and his 36 were the second most among those players behind only Gostkowski (52)...Was 12 of 16 from 40 yards and out (75.0 percent), a career-high percentage from that range...Registered 41 touchbacks on 78 kickoffs (52.6 percent)...Added a tackle and a forced fumble...Connected on all four of his FG attempts and all five extra points in the postseason...**Vs. Seattle (Sept. 20):** Made all four of his FG attempts, including a 21-yarder with just under two minutes remaining that gave Green Bay a 10-point lead (27-17) and made him the all-time leading scorer in franchise history as he surpassed Longwell (1,054) for the career mark. Drilled a 54-yard FG in the first quarter, the 24th of his career from 50-plus yards...**Vs. St. Louis (Oct. 11):** Made his lone FG attempt of the afternoon, a 35-yarder with just over a minute remaining in the game to put Green Bay up, 24-10. The FG was the 277th attempt of his career as he tied Longwell for the career franchise record...**Vs. San Diego (Oct. 18):** Connected on both of his FG attempts, a 23-yarder in the second quarter and a 28-yarder with 2:37 remaining to put Green Bay up by seven points (27-20). His 23-yard FG was the 278th attempt of his career as he surpassed Longwell (277) for the franchise mark...**At Denver (Nov. 1):** Drilled a 56-yard FG in the third quarter, his seventh career FG of 55-plus yards...**At Minnesota (Nov. 22):** Tied the single-game franchise record with five FGs (42, 47, 40, 42, 52), becoming the first player in NFL history to post five FGs of 40-plus yards in a game. Matched his career high with 16 points (two other times). Earned NFC Special Teams Player of the Week honors for his performance, the sixth time in his career he had won the award, the most in franchise history...**Vs. Chicago (Nov. 26):** Connected on both of his FG attempts, includ-

ing a 50-yarder as time expired in the first half. It marked only the third time in his career (2008, 2013) that he made a FG of 50-plus yards in back-to-back games...**At Arizona (Dec. 27):** Did not have any extra-point or field-goal attempts, the first scoreless game of his career as his streak of games with at least one point was halted at 142...**Vs. Minnesota (Jan. 3):** Connected on field goals of 28 and 43 yards and posted two touchbacks on four kickoffs. With the Packers trailing, 20-13, recorded the first forced fumble of his career when he punched the ball out from Patterson on a tackle at the tail end of a 70-yard return, a fumble that was recovered by DB Micah Hyde at the Green Bay 23. Became the first NFL kicker to force a fumble since Steelers K Shaun Suisham did so vs. Miami on Dec. 8, 2013...**At Washington (NFC Wild Card, Jan. 10):** Connected on both of his field-goal attempts (43 and 29 yards), extending his franchise-record streak of consecutive FGs made in the postseason to 18...**At Arizona (NFC Divisional, Jan. 16):** Made both of his FG attempts, a 28-yarder and a 34-yarder in the second quarter, and both extra points. His 34-yard FG with less than a minute remaining in the first half was his 20th consecutive FG made in the playoffs, a new league postseason record as he topped Akers' mark of 19 straight.

2014: Connected on 27 of 33 (81.8 percent) field goals and 53 of 55 extra points (two blocks) for 134 points on the season...Was tied for No. 4 in the league in scoring...Made 4 of 7 attempts from 50-plus yards, finishing tied for No. 8 in the NFL in field goals of 50-plus yards...Recorded 41 touchbacks on 99 kickoffs (41.4 percent) and made two tackles on special teams...Connected on all seven of his field goals in the postseason as he led the team with 24 points in the playoffs...Became the first kicker in team history (min. five attempts) to make 100 percent of his FG attempts in a single postseason...**At Seattle (Sept. 4):** Connected on his lone FG attempt of the evening, a 23-yarder in the second quarter, his franchise-record 16th consecutive game with at least one FG as he surpassed Longwell's record of 15 in 2004-05...**Vs. N.Y. Jets (Sept. 14):** Made all three of his FG attempts, bringing his streak of consecutive FGs made in the regular season to 18, the second-longest streak in team history behind only his own streak of 23 straight from 2010-11. Drilled a 55-yard FG in the second quarter, the longest ever by a Green Bay kicker at Lambeau Field...**At Detroit (Sept. 21):** Saw his team-record streak of 17 straight games with a field goal come to an end as his only points came on a first-quarter extra point...**At Chicago (Sept. 28):** Connected on a 53-yard FG in the third quarter, but saw his streak of consecutive field goals made come to an end at 19 when his 38-yard attempt in the fourth quarter was blocked by DE Willie Young. Posted five touchbacks on seven kickoffs...**Vs. Chicago (Nov. 9):** Registered 13 points, connecting on both of his FG attempts and all seven of his extra points. Drilled a 52-yarder in the third quarter, his sixth consecutive make from 50 yards and out, the longest streak in team history...**Vs. New England (Nov. 30):** Made 4 of 5 FG attempts and both extra points for a team-high 14 points. Went over the 1,000-point mark for his career, joining Longwell as the only players in team history to do so, and also cleared the 100-point mark on the season for the eighth time, tying Longwell for the franchise record...**Vs. Atlanta (Dec. 8):** Connected on all three of his FG attempts, highlighted by a 53-yarder with 4:33 remaining to extend Green Bay's lead to 43-30. The 53-yarder was the longest ever by a Green Bay kicker at Lambeau Field in the regular season in December/January...**Vs. Dallas (NFC Divisional, Jan. 11):** Made both of his FG attempts (43, 30) and two extra points, bringing his career combined point total to 1,122, surpassing Longwell (1,119) for the most points in the regular season/postseason in team annals...**At Seattle**

(NFC Championship, Jan. 18): Connected on all five of his FG attempts, tying an NFL single-game postseason record and topping Don Chandler (four, vs. Oakland, Jan. 14, 1968) for the most in a playoff game in team history. Made a pair of 48-yarders in the fourth quarter, including one with 14 seconds remaining to tie the game at 22 and send the contest into overtime. Brought his career postseason total to 19 field goals, besting the mark of 15 held by Chris Jacke and Longwell.

2013: Played in all 16 games and the team's playoff contest, and matched his career high with 141 points on the season...His point total ranked No. 2 in the NFC and No. 5 in the NFL...Connected on 33 of 37 field goals, a career-high 89.2 percentage that ranks No. 2 in franchise history for a single season (min. one attempt per game) behind only Jan Stenerud's 91.7 percentage in 1981 (22-24)...Tied the team single-season record with the 33 FGs, matching the total posted by Chester Marcol in 1972 and Longwell in 2000...Made a career-high five FGs of 50-plus yards, No. 2 in the franchise record books behind only Jacke's six in 1993...Was named the NFC Special Teams Player of the Month for October after leading the NFL with 50 points and 13 FGs that month...**Vs. Detroit (Oct. 6):** Earned NFC Special Teams Player of the Week honors for the fifth time in his career after tying the single-game franchise record with five FGs in the 22-9 win. Three of the kicks were from 40 yards and out (52, 42, 45) as he matched his career high with 16 points...**At Baltimore (Oct. 13):** Was the team's primary source of scoring for the second straight week, connecting on 4 of 5 FG attempts in the 19-17 victory. Marked the first time in his career that he had made four or more FGs in back-to-back games, and the nine FGs over a two-game span set a franchise record...**At Minnesota (Oct. 27):** Was successful on all three of his FG attempts and surpassed WR Don Hutson (823) for No. 2 on the franchise's all-time scoring list...**At N.Y. Giants (Nov. 17):** Drilled a 57-yard FG on the final play of the first half, the longest FG in MetLife Stadium history and the longest outdoor FG in team annals...**Vs. Minnesota (Nov. 24):** Connected on both of his FG attempts, a 27-yarder that tied the game at 23 with 46 seconds remaining in the fourth quarter and a 20-yarder that gave the Packers a 26-23 lead early in the overtime period. Surpassed the 100-point mark for the seventh straight season...**At Dallas (Dec. 15):** Converted his lone FG attempt, a 57-yarder that capped the offense's opening drive of the game and set a record for the longest FG in AT&T Stadium history. Posted five touchbacks on kickoffs, a season high...**At Chicago (Dec. 29):** Made both of his FG attempts (33, 27), the 15th straight game that he had made at least one FG, tying Longwell (2004-05) for the franchise record...**Vs. San Francisco (NFC Wild Card, Jan. 5):** Was successful on both of his FG tries (34, 24), extending his franchise-record postseason streak to nine consecutive FGs. With eight points during the game, brought his career postseason total to 77, surpassing Jacke (73) for No. 1 in team history.

2012: Appeared in all 16 regular-season games and both playoff contests and led the team in scoring with 113 points...Connected on 21 of 33 field goals (63.6 percent) on the season and 19 of 24 (79.2 percent) from 49 yards and in...Converted all 50 of his extra-point attempts and posted 35 touchbacks on the season...**Vs. Chicago (Sept. 13):** Made all three of his FG attempts, highlighted by a 54-yarder in the fourth quarter that marked the longest FG by a Green Bay kicker in Lambeau Field history (previous mark was 53 yards by several others). Also had a hand in a fake FG late in the first half that resulted in a 27-yard TD pass from P Tim Masthay to TE Tom Crabtree. Released out to the left side of the field to fake a pass pattern, draw-

ing CB Charles Tillman away from the play...**At St. Louis (Oct. 21):** Tied his season high with three field goals. Successfully executed a surprise onside kick that followed the Packers' first TD in the first quarter. Bounced a high kick that was bobbled by CB Trumaine Johnson and was eventually recovered by LB Jamari Lattimore at the St. Louis 49. Capped the ensuing possession with a 47-yard field goal...**Vs. Minnesota (Dec. 2):** Converted a season-high-tying three field goals, his 20th career game with three or more FGs. Connected on a 31-yarder with four minutes remaining in the game to extend Green Bay's lead to 23-14, which would prove to be the final outcome.

2011: Ranked No. 3 in the league among kickers with 140 points as he became just the sixth player in league history at the time to register two or more 140-point seasons...Connected on 24 of 28 field goals, an 85.7 percentage that ranked No. 10 in the NFL...Converted a franchise-record 68 PATs, the third most in a season in league history...Was named a first alternate for the Pro Bowl...Earned Mid-season All-Pro honors from *Pro Football Weekly*...Ranked No. 3 in the NFL with a career-high 49 touchbacks...Contributed three special teams tackles and his first career fumble recovery on special teams (vs. Detroit, Week 17)...**Vs. Denver (Oct. 2):** Connected on all seven of his PATs, a career high. Successfully converted a surprise onside kick late in the first quarter, his third consecutive successful attempt dating back to the 2009 playoffs...**At Atlanta (Oct. 9):** Earned NFC Special Teams Player of the Week honors as he connected on a season-high four FGs. Drilled a 56-yarder in the third quarter, equaling his previous long set at Philadelphia in Week 1 of 2010. Also recorded six touchbacks...**At Minnesota (Oct. 23):** Earned NFC Special Teams Player of the Week honors for the second time in three weeks. Surpassed Jacke (17 FGs in 1993) by converting his 18th straight FG, a 39-yarder in the second quarter. Also set a franchise record when he hit a 58-yard FG in the waning moments of the third quarter, the second-longest FG in the NFL on the season (Oakland's Sebastian Janikowski, 63). Matched his season high with four FGs on the afternoon...**Vs. Tampa Bay (Nov. 20):** Hit the 600-point mark in his 74th career game, the second fastest in team history to that total behind only Hornung (71 games). Saw his franchise-record streak of consecutive field goals come to an end at 23 when his 29-yard attempt in the fourth quarter hit the right upright...**At N.Y. Giants (Dec. 4):** Made the second game-winning kick of his career when he split the uprights from 31 yards out as time expired to give the Packers a 38-35 win...**Vs. Oakland (Dec. 11):** Posted a career-high 16 points, matching his season high with four FGs along with four PATs. Set a new league record for the most points by a player in his first five seasons in the NFL, passing Chip Lohmiller's mark of 625. Also recorded a career-high seven touchbacks.

2010: Led the team in scoring for the fourth straight season with 112 points, good for No. 5 in the NFC and No. 11 in the NFL among kickers...Cleared the 100-point plateau for the fourth straight season, connecting on 22 of 28 field goals (78.6 percent) and all 46 of his extra-point attempts...Was 10 of 14 (71.4 percent) from 40 yards and out...Successfully converted an onside kick and registered three tackles on special teams...Made 3 of 4 field-goal attempts and all 16 extra points in the postseason, with his 25 points ranking tied for No. 2 in franchise history for a single postseason behind only Jacke's 26 in 1996...**At Philadelphia (Sept. 12):** Opened the season by drilling a then-franchise-record 56-yard field goal as time expired in the first half. The 56-yarder was the longest in the NFC all season and is tied for No. 2 in Lincoln Financial Field history behind only Akers' 57-yarder in 2003, the stadium's inaugural season. Also good from 49 yards out earlier in the

second quarter as part of a performance that earned him NFC Special Teams Player of the Week honors, the first time he had received the award since taking home the honor for his NFL debut vs. Philadelphia in '07. Was the first time in his career that he posted two field goals of 49-plus yards in a game... **At N.Y. Jets (Oct. 31):** Was responsible for all of the points in a defensive battle, connecting on field goals of 20, 41 and 40 yards in the 9-0 win... **At New England (Dec. 19):** Began the game with a perfectly executed on-side kick on the opening kickoff. Sprayed the ball wide to his right as S Nick Collins recovered it near the sideline at the Green Bay 47. Combined with his successful attempt at Arizona in the 2009 Wild Card contest, the play was his second straight conversion on an onside kick. The Packers drove 40 yards in 11 plays following the onside to set up his 31-yard FG... **vs. N.Y. Giants (Dec. 26):** Was good on all six extra points and his lone FG attempt to eclipse the 500-point mark for his career. By doing so in his 63rd game, became the second fastest in team history to 500 points behind only Hornung (60 games).

2009: Led team with 129 points, the fifth-highest single-season point total without a TD in team history... Connected on 27 of 36 FG attempts (75.0 percent) and 48 of 49 PATs (98.0 percent)... Ranked No. 4 among NFL kickers in scoring and tied for No. 6 in FGs made... Posted 12 touchbacks on kickoffs and two tackles on special teams... **vs. Cincinnati (Sept. 20):** Connected on a 45-yard FG late in the fourth quarter, with an onside kick on the ensuing play recovered by CB Tramon Williams, the first successful onside attempt by the Packers since Dec. 3, 2006... **vs. Detroit (Oct. 18):** Connected on a season-high four FGs, making kicks of 46, 28, 31 and 26 yards, and posted a season-high 14 points... **At Arizona (NFC Wild Card, Jan. 10):** Perfectly executed an onside kick midway through the third quarter, the first by a Packers kicker in the postseason since Josh Bidwell (at St. Louis, Jan. 20, 2002). With the Packers trailing, 31-17, his one-bounce kickoff was recovered in the air by CB Brandon Underwood at Green Bay's 43; the offense utilized the field position by scoring a TD in eight plays to narrow the Cardinals' lead to 31-24. Matched his own team playoff record with six PATs (vs. Seattle, Jan. 12, 2008) and made 1 of 2 FGs, connecting on a 20-yarder as time expired in the first half but missing a 54-yard kick wide right early in the second quarter. Added a special teams tackle.

2008: Playing in every game, he tied for sixth in the NFC and tied for seventh in the NFL among kickers with 127 points... Was tied for No. 3 in the NFC and tied for No. 6 in the NFL with 17 touchbacks, the most by a Packers kicker since 1972 (Marcol, 28) and the most since kickoffs were moved back to the 30-yard line in 1994... Connected on 27 of 34 FG attempts (79.4 percent) and all 46 PATs... Registered four special teams tackles... **vs. Chicago (Nov. 16):** Connected on a season-long 53-yard FG right before halftime to put the Packers up, 17-3, and added FGs from 33 and 45 in the fourth quarter, giving him his first game of the season and fourth career game with two 45-plus-yard FGs.

2007: Played in all 16 games, plus both playoff contests, making 31 of 39 FG attempts (79.5 percent) and all 48 PAT tries in the regular season, and going 2 for 2 on FGs and 8 for 8 on PATs during the postseason... Beat out incumbent Dave Rayner for kicking duties in the preseason and went on to capture the league scoring title with 141 points, the first rookie to do so in 22 years, and earned All-Rookie honors from the *Dallas Morning News*... Also posted 14 touchbacks, good for third in the NFC and sixth in the league; at the time that was the most by a Green Bay kicker in 16 years (Jacke, 15 in 1991)... Contributed a career-high six tackles on special teams... Named NFC Special Teams Player of the Month in November when he made 12 of 15

FGs over a five-game stretch, including five from 45 yards or longer... **vs. Philadelphia (Sept. 9):** Hit a 53-yard FG, his first career FG, and a game-winning 42-yarder with two seconds left in his first professional contest to earn NFC Special Teams Player of the Week honors. According to the Elias Sports Bureau, he became the first player in league history to kick a game-winning FG in the final minute as well as a 50-yard FG in his first NFL game... **At Kansas City (Nov. 4):** Made 4 of 5 FG attempts (48, 36, 32, 45), plus all three PATs, for a season-high 15 points. His 45-yard conversion gave Green Bay a 26-22 fourth-quarter lead in the eventual 33-22 win... **At St. Louis (Dec. 16):** Made all four FG attempts (44, 50, 25 and 46 yards) and all three PATs, plus two touchbacks, earning him Diet Pepsi NFL Rookie of the Week honors as he matched his season high with 15 points... **vs. Detroit (Dec. 30):** Made FGs of 33 and 35 yards, plus all four PATs. In the fourth quarter, kicked a 35-yard FG, his last points of the season that allowed him to take the league scoring title from New England WR Randy Moss... **2007 Draft:** The third of Green Bay's three consecutive sixth-round picks (193rd overall), and the third K selected. Was the 16th player from Colorado drafted by the Packers and the first since DT Darius Holland (third round, 1995).

COLLEGE: Established a total of 31 game, season and career records at Colorado, where he held the all-time records for points scored (307), FGs made (66) and attempted (88), PATs made (109) and attempted (117), FG percentage (75.0) and longest FG made (60 yards)... His FGs made, attempted and percentage also set Big 12 Conference career marks... Earned various first-team All-America honors his final two seasons and was a semifinalist for the Lou Groza Award his final three years, finishing runner-up after a superb 2005 campaign... Hit a 58-yard FG at Miami (Sept. 24) that season, the longest FG at "sea level" in NCAA Division I-A history without a tee, and one of four 50-plus FGs he made on the road that year... Made 10 of 14 FGs from 50-plus his sophomore and junior seasons combined before falling off that pace as a senior when he missed seven of nine from 50-plus, including attempts from 63 (vs. Montana State) and 65 (vs. Iowa State), the latter falling less than a yard short... Made two FGs of 50-plus in one game three times in his career... Missed only two PATs over his final three years in college, making 78 of 80, including 60 straight to conclude his career... Noted for his booming kickoffs as well, he recorded 138 touchbacks on 203 career kickoffs, including 88 that went through the end zone... Majored in communication... **Senior season (2006):** Was a first-team All-America selection by *The NFL Draft Report*, *Pro Football Weekly* and the Walter Camp Foundation, adding third-team honors from *The Associated Press*... Was an All-Big 12 Conference first-team choice for the third consecutive year, only the seventh player in school history to achieve that feat... Scored 76 points on 19 of 28 FGs and 19 of 19 PATs... Six of his misses were on long-range attempts (three from 50-59 yards, three from past 60 yards)... Only 15 of his 43 kickoffs were returned, with 11 of 27 touchbacks out of the end zone... The opposition's average starting point after kickoffs was the 22-yard line... Tried first and only punt of his career in season opener vs. Montana St. (Sept. 2), good for 43 yards... Converted a 40-yard FG in second quarter vs. Colorado St. (Sept. 9), his 49th FG, to surpass Jeremy Aldrich for the most FGs in a CU career... With two FGs and one PAT at Missouri (Sept. 30), became school's all-time leading scorer, besting previous record holder RB Eric Bienenmy (254 points)... Closed his career by becoming the first Colorado placekicker to play in the Senior Bowl, where he helped the North to a 27-0 win with nine points on three PATs and FGs of 38 and 21 yards... **Junior season (2005):** Became the first Colorado placekicker to earn consensus All-America first-team

honors (AP, the Football Writers Association of America, *Sporting News*, *The NFL Draft Report*, SI.com, Walter Camp and Rivals.com.)...Runner-up for the Lou Groza Award by just six points to Oregon State's Alexis Serna...Unanimous All-Big 12 first-team choice and named Special Teams Player of the Year by the league's coaches...Led the team in scoring with 94 points, converting all 31 PATs and 21 of 28 FGs...Was 5 of 7 from beyond 50 yards, with four of the five successful attempts coming on the road, and 8 of 11 from 40 to 49 yards...Also led the nation in FGs made from 50 yards or more for the second straight year, and led the nation in average distance per FG made at 41.2 yards... Only 18 of his 61 kickoffs were returned, with 33 of his 43 touchbacks out of the end zone...Earned Big 12 Player of the Week honors four times (vs. Colorado State, at Miami, at Kansas State and at Missouri), joining Texas Tech QB Kliff Kingsbury (2002) as the only other Big 12 player to receive the honor at least four times in a season...Opened the season vs. Colorado State on his 21st birthday (Sept. 3) by booting a 48-yard FG to tie the score at 21 with 2:32 left and then hitting the first of two game-winning kicks in his career, a 47-yarder with just four seconds left...Had the other game winner at Kansas State (Oct. 29), a 50-yarder with six seconds left in swirling winds for a 23-20 victory; that came after already making a 52-yard kick in the second quarter...**Sophomore season (2004)**: Named a unanimous All-Big 12 first-team selection and semifinalist for the Lou Groza Award...Earned second-team All-America accolades from *The NFL Draft Report* and Rivals.com, adding honorable mention from *Sports Illustrated*...Led the NCAA in FGs made from 50-plus yards with six (topping Ohio State's Mike Nugent, the Groza winner, who had five), and connected on 23 of 29 FGs overall (19 of 23 regular season, 4 of 6 in Houston Bowl)...Scored 85 points, making 28 of 30 PATs...Only 17 of his 59 kickoffs were returned, with 26 of 41 touchbacks out of the end zone...The opponent

average starting yard-line after all his kicks was the 21... Won the first of two Bill McCartney Awards (also in 2005), given to the team's most outstanding special teams player as selected by the coaches...Became just the 10th player in NCAA history to make a 60-yard or longer FG without a tee when he nailed a 60-yarder vs. Iowa State (Oct. 16), the longest in the nation in 2004; had three other FGs in that 19-14 win, including a 54-yarder for the first of his three career games with two FGs of 50-plus...**Freshman season (2003)**: Became only the second true freshman to handle the placekicking chores in a CU season opener in school history...Set a Colorado record for the most points scored by a freshman with 52...Connected on 31 of 37 PATs and 7 of 9 FGs...Only 10 of his 37 kickoffs were returned, with 17 of 26 touchbacks out of the end zone...Made his first five career FGs, one shy of the school record.

PERSONAL: Given name Mason Walker Crosby... Born in Lubbock, Texas...Married the former Molly Ackerman on June 28, 2008, and spent honeymoon in the Bahamas...The couple has a 6-year-old son, Nolan, a 3-year-old daughter, Charlotte, a 1-year-old daughter, Elizabeth, and infant twin daughters, Felicity and Christine...Father, Jim, was a running back in college at Texas-El Paso and graduated from Texas Tech...Received the male career athletic achievement award at Colorado's annual CUSPY awards ceremony (Colorado University Sports Performers of the Year)...Is in Colorado's Folsom Field's Ring of Fame... Filmed an NFL.com fantasy football ad spot that showed him booting three footballs into the local Brown County Courthouse bell tower...Also partnered with the famous Radio City Rockettes dance team as part of an advance promotional event prior to their visit to Green Bay for a performance during the 2008 regular season...Well known for a routine that features their trademark kicking steps, the dancers joined Crosby at Ray Nitschke Field to receive in-

MASON CROSBY'S PRO STATISTICS

| Year | KICKOFFS | No | Ret | OSK | TB | TB Pct |
|------------------------------|-----------|------------|------------|-----------|------------|-------------|
| 2007 | Green Bay | 91 | 77 | 2 | 14 | .154 |
| 2008 | Green Bay | 89 | 69 | 3 | 17 | .191 |
| 2009 | Green Bay | 91 | 77 | 3 | 12 | .133 |
| 2010 | Green Bay | 83 | 76 | 1 | 4 | .048 |
| 2011 | Green Bay | 106 | 57 | 2 | 49 | .462 |
| 2012 | Green Bay | 87 | 51 | 1 | 35 | .402 |
| 2013 | Green Bay | 56 | 42 | 1 | 13 | .232 |
| 2014 | Green Bay | 99 | 56 | 4 | 41 | .414 |
| 2015 | Green Bay | 78 | 36 | 2 | 41 | .526 |
| 2016 | Green Bay | 87 | 41 | 2 | 46 | .529 |
| NFL totals (10 years) | | 867 | 582 | 21 | 272 | .314 |

PLAYOFFS

| Year | KICKOFFS | No | Ret | OSK | TB | TB Pct |
|-------------------|-----------|-----------|-----------|----------|-----------|-------------|
| 2007 | Green Bay | 12 | 12 | 0 | 0 | .000 |
| 2009 | Green Bay | 6 | 4 | 1 | 2 | .333 |
| 2010 | Green Bay | 22 | 21 | 0 | 1 | .045 |
| 2011 | Green Bay | 3 | 1 | 2 | 3 | 1.000 |
| 2012 | Green Bay | 10 | 4 | 1 | 6 | .600 |
| 2013 | Green Bay | 4 | 3 | 0 | 1 | .250 |
| 2014 | Green Bay | 13 | 8 | 0 | 5 | .385 |
| 2015 | Green Bay | 12 | 6 | 0 | 6 | .500 |
| 2016 | Green Bay | 14 | 7 | 2 | 8 | .571 |
| Postseason | | 96 | 66 | 6 | 32 | .333 |

NFL debut: vs. Philadelphia, 9/9/07

First NFL field goal: vs. Philadelphia, 9/9/07 (53 yards)

CAREER TRANSACTIONS

- 2007 Selected by Green Bay Packers as third of three choices in the sixth round (193rd overall) of '07 NFL Draft, April 29...Signed first contract, July 23.
- 2011 Re-signed by Packers as unrestricted free agent, July 30.
- 2016 Signed contract extension, March 2.

CROSBY'S SINGLE-GAME CAREER HIGHS

Field Goals

Attempted* 5, five times
(last: at Min., 11/22/15)
Made* 5,
vs. Det. (10/6/13) and at Min. (11/22/15)
Long 58, at Min. (10/23/11)
Longest Attempted . . . 69, vs. Det. (12/28/08)

Kickoffs

Most 10, four times
(last: vs. Phi., 11/16/14)
Touchbacks 7, vs. Oak. (12/11/11)

* Attempted five field goals and made five field goals in '14 playoffs at Seattle, 1/18/15

struction on football-kicking techniques...**High school:** As a junior and senior at Georgetown (Texas) High School, earned first-team All-District 13-5A honors as a K, P and FS, adding All-Central Texas region recognition at K...Was named to the All-Midlands team by *PrepStar*, while *Rivals.com* ranked him as the third-best placekicker in the nation...During his final two seasons, converted 15 of 21 FGs (long of 59) and 40 of 45 PATs...Owned a 38.2-yard average for 100 punts (64 long), with 18 punts downed inside the 20-yard line, including five inside the 5...At FS those two years, recorded 136 tackles (51 solo, 18 for loss) with six INTs, seven passes broken up, three forced fumbles and four recoveries...As a senior, made the longest FG in Texas prep football in eight years and tied for the third longest in state history with a career-best 59-yarder vs. Cedar Park High...Also had a 61-yard punt in the game...Had seven tackles and two INTs, returning one for a TD and kicking the PAT following the score vs. Round Rock...Also earned two letters in soccer (defense/midfielder), receiving all-district honors as both a sophomore (14 goals) and junior (17 goals)...**Community involvement:** Hosted "Camp Crosby," an athletic camp for kids in Georgetown, Texas, in July 2013...In May 2012 and April 2014, traveled the state as a member of the Packers' annual Tailgate Tour, making scheduled and surprise visits to various communities...Took part in the Beyond the Lights Celebrity Golf Classic charity tournament featuring several members from the *Friday Night Lights* movie and television show; proceeds go to support spinal-cord injury research...Also serves

on the board of directors for a charity based in his hometown called Eagle Locker, an organization that aims to raise awareness of the homeless teen problem in Georgetown and to obtain city funding to build a center for homeless teens that would provide shelter, counseling and academic assistance. In the past, has paid for a group of Eagle Locker teens to go on a shopping spree for shoes and other needed clothes...Served as a celebrity bartender at a House of Hope event in Green Bay. The House of Hope provides shelter to homeless pregnant and/or parenting young mothers and their children...To support military, has participated in the sendoff of the local Bravo 127th, played an Xbox game with a soldier overseas in the "Pro vs. GI Joe" challenge, and in February 2010 went aboard the USS John C. Stennis, a nuclear-powered Navy supercarrier, to watch Super Bowl XLIV with more than 2,000 sailors...Has participated in the Brett Favre, Donald Driver and Jordy Nelson celebrity softball games, the Edgar Bennett Celebrity Bowl-A-Thon, the Al Harris Stars and Strikes celebrity bowling event, the Greg Jennings Celebrity golf event, the Coaches Classic Golf Tournament in Las Vegas and the Vince Lombardi Award of Excellence Dinner Ball...Has rung bells for The Salvation Army during the holidays, attended the local Families of Children With Cancer holiday party, spoken to area high school students about the value of an education and the importance of staying in school, and donated autographed footballs and jerseys to his hometown high school for separate fundraisers...Residence: Georgetown, Texas.

MASON CROSBY'S PRO STATISTICS

| SCORING | | | —Field Goals— | | | | | —PAT— | | | | |
|------------------------------|------------|------------|---------------|-------------|-----------|-----------|-----|------------|------------|-------------|----------|--------------|
| Year | Team | GP | FG | FGA | Pct | Lg | Blk | XP | XPA | Pct | Blk | Points |
| 2007 | Green Bay | 16 | 31 | 39 | 79.5 | 53 | 1 | 48 | 48 | 100.0 | 0 | 141 |
| 2008 | Green Bay | 16 | 27 | 34 | 79.4 | 53 | 2 | 46 | 46 | 100.0 | 0 | 127 |
| 2009 | Green Bay | 16 | 27 | 36 | 75.0 | 52 | 0 | 48 | 49 | 98.0 | 0 | 129 |
| 2010 | Green Bay | 16 | 22 | 28 | 78.6 | 56 | 2 | 46 | 46 | 100.0 | 0 | 112 |
| 2011 | Green Bay | 16 | 24 | 28 | 85.7 | 58 | 0 | 68 | 69 | 98.6 | 1 | 140 |
| 2012 | Green Bay | 16 | 21 | 33 | 63.6 | 54 | 0 | 50 | 50 | 100.0 | 0 | 113 |
| 2013 | Green Bay | 16 | 33 | 37 | 89.2 | 57 | 0 | 42 | 42 | 100.0 | 0 | 141 |
| 2014 | Green Bay | 16 | 27 | 33 | 81.8 | 55 | 3 | 53 | 55 | 96.4 | 2 | 134 |
| 2015 | Green Bay | 16 | 24 | 28 | 85.7 | 56 | 1 | 36 | 36 | 100.0 | 0 | 108 |
| 2016 | Green Bay | 16 | 26 | 30 | 86.7 | 53 | 1 | 44 | 47 | 93.6 | 0 | 122 |
| NFL totals (10 years) | 160 | 262 | 326 | 80.4 | 58 | 10 | | 481 | 488 | 98.6 | 3 | 1,267 |

| PLAYOFF SCORING | | | —Field Goals— | | | | | —PAT— | | | | |
|-------------------|-----------|-----------|---------------|-------------|-----------|----------|-----|-----------|-----------|--------------|----------|------------|
| Year | Team | GP | FG | FGA | Pct | Lg | Blk | XP | XPA | Pct | Blk | Points |
| 2007 | Green Bay | 2 | 2 | 2 | 100.0 | 37 | 0 | 8 | 8 | 100.0 | 0 | 14 |
| 2009 | Green Bay | 1 | 1 | 2 | 50.0 | 20 | 0 | 6 | 6 | 100.0 | 0 | 9 |
| 2010 | Green Bay | 4 | 3 | 4 | 75.0 | 43 | 0 | 16 | 16 | 100.0 | 0 | 25 |
| 2011 | Green Bay | 1 | 2 | 2 | 100.0 | 47 | 0 | 2 | 2 | 100.0 | 0 | 8 |
| 2012 | Green Bay | 2 | 2 | 2 | 100.0 | 31 | 0 | 7 | 7 | 100.0 | 0 | 13 |
| 2013 | Green Bay | 1 | 2 | 2 | 100.0 | 34 | 0 | 2 | 2 | 100.0 | 0 | 8 |
| 2014 | Green Bay | 2 | 7 | 7 | 100.0 | 48 | 0 | 3 | 3 | 100.0 | 0 | 24 |
| 2015 | Green Bay | 2 | 4 | 4 | 100.0 | 43 | 0 | 5 | 5 | 100.0 | 0 | 17 |
| 2016 | Green Bay | 3 | 3 | 4 | 75.0 | 56 | 0 | 10 | 10 | 100.0 | 0 | 19 |
| Postseason | 18 | 26 | 29 | 89.7 | 56 | 0 | | 59 | 59 | 100.0 | 0 | 137 |

| FIELD GOALS | | | 20-29 | | 30-39 | | 40-49 | | 50+ | | |
|------------------------------|------------|--------------|--------------|-------------|--------------|-------------|--------------|-------------|--------------|-------------|------|
| Year | Team | 1-19 | Pct | Pct | Pct | Pct | Pct | Pct | Pct | Pct | |
| 2007 | Green Bay | 1/1 | 100.0 | 8/8 | 100.0 | 10/11 | 90.9 | 9/14 | 64.3 | 3/5 | 60.0 |
| 2008 | Green Bay | 1/1 | 100.0 | 8/8 | 100.0 | 10/13 | 76.9 | 5/6 | 83.3 | 3/6 | 50.0 |
| 2009 | Green Bay | 1/1 | 100.0 | 13/13 | 100.0 | 7/9 | 77.8 | 4/7 | 57.1 | 2/6 | 33.3 |
| 2010 | Green Bay | 1/1 | 100.0 | 7/8 | 87.5 | 4/5 | 80.0 | 8/10 | 80.0 | 2/4 | 50.0 |
| 2011 | Green Bay | 1/1 | 100.0 | 4/5 | 80.0 | 14/14 | 100.0 | 3/5 | 60.0 | 2/3 | 66.7 |
| 2012 | Green Bay | 0/0 | -- | 5/5 | 100.0 | 5/7 | 71.4 | 9/12 | 75.0 | 2/9 | 22.2 |
| 2013 | Green Bay | 1/1 | 100.0 | 13/13 | 100.0 | 8/8 | 100.0 | 6/8 | 75.0 | 5/7 | 71.4 |
| 2014 | Green Bay | 0/0 | -- | 7/7 | 100.0 | 11/12 | 91.7 | 5/7 | 71.4 | 4/7 | 57.1 |
| 2015 | Green Bay | 1/1 | 100.0 | 7/7 | 100.0 | 4/4 | 100.0 | 8/11 | 72.7 | 4/5 | 80.0 |
| 2016 | Green Bay | 1/1 | 100.0 | 6/6 | 100.0 | 13/15 | 86.7 | 5/6 | 83.3 | 1/2 | 50.0 |
| NFL totals (10 years) | 8/8 | 100.0 | 78/80 | 97.5 | 86/98 | 87.8 | 62/86 | 72.1 | 28/54 | 51.9 | |

MASON CROSBY'S PRO STATISTICS

PLAYOFF FIELD GOALS

| Year | Team | 1-19 | Pct | 20-29 | Pct | 30-39 | Pct | 40-49 | Pct | 50+ | Pct |
|-------------------|----------------|------------|--------------|------------|--------------|------------|--------------|------------|-------------|------------|-------------|
| 2007 | Green Bay..... | 0/0 | -- | 0/0 | -- | 2/2 | 100.0 | 0/0 | -- | 0/0 | -- |
| 2009 | Green Bay..... | 0/0 | -- | 1/1 | 100.0 | 0/0 | -- | 0/0 | -- | 0/1 | 0.0 |
| 2010 | Green Bay..... | 0/0 | -- | 1/1 | 100.0 | 1/1 | 100.0 | 1/1 | 100.0 | 0/1 | 0.0 |
| 2011 | Green Bay..... | 0/0 | -- | 0/0 | -- | 1/1 | 100.0 | 1/1 | 100.0 | 0/0 | -- |
| 2012 | Green Bay..... | 0/0 | -- | 1/1 | 100.0 | 1/1 | 100.0 | 0/0 | -- | 0/0 | -- |
| 2013 | Green Bay..... | 0/0 | -- | 1/1 | 100.0 | 1/1 | 100.0 | 0/0 | -- | 0/0 | -- |
| 2014 | Green Bay..... | 2/2 | 100.0 | 0/0 | -- | 1/1 | 100.0 | 4/4 | 100.0 | 0/0 | -- |
| 2015 | Green Bay..... | 0/0 | -- | 2/2 | 100.0 | 1/1 | 100.0 | 1/1 | 100.0 | 0/0 | -- |
| 2016 | Green Bay..... | 0/0 | -- | 0/0 | -- | 1/1 | 100.0 | 0/1 | 0.0 | 2/2 | 100.0 |
| Postseason | | 2/2 | 100.0 | 6/6 | 100.0 | 9/9 | 100.0 | 7/8 | 87.5 | 2/4 | 50.0 |

KICK BY KICK

- 2007:** (53G,37G,42G) (42N) (28G) (28G,44G,33G) (37G,37G) (46N,37G,38N) (19G,26G) (48G,36G,52N,32G,45G) (39G,24G) (49B,49N,47G) (20G,20G,26G) (47G,52G) (43N,44G,52N) (44G,50G,25G,46G) () (33G,35G)
 Postseason: () (36G,37G)
- 2008:** (42G,33B) (25G,39G) (36G,38G,33G) () (53N,50G) (29G,51G) (31G,36N,29G) (23G,25G,38G) (47G,40G,52N) (53G,33G,45G) () (32G,44G,19G) () (22G,23G,38G) (46N,28G,38B) (69N,36G)
- 2009:** (49N,52G,39G) (55N,45G) (48G,38G,25G) (31G) (46G,28G,31G,26G) (55N,18G) (37G,26G,51N) () (52N,48G) (23G,27G,27G) (43N,20G,25G) (28G,38N,32G) (33G,26G,42N) (34N) (29G,52G) (26G)
 Postseason: (54N,20G)
- 2010:** (49G,56G) (44G,24G) (38G,37B) () (52G,36G,48N,53N) (46G,26G) () (20G,45N,41G,40G) (54B,26G) (42G) (22G) (29N,43G,24G) (42G) (31G,19G) (31G) (23G)
 Postseason: () (50N,43G,32G) () (23G)
- 2011:** () (37G,19G,34G) (37G,28G) () (32G,35G,56G,30G) (32G) (39G,45G,24G,58G) (47G) (25G) (29N) (35G,32G) (43N,31G) (34G,38G,49G,33G) (54N) () (22G,47N)
 Postseason: (47G,35G)
- 2012:** () (48G,35G,54G) (29G,40G) () (52N,51N) () (47G,58N,23G,48G) (32N,25G) (44N,33G) (50N,38N,39G) (55N,28G) (30G,53N,47G,31G) (49G,51N,41G) (43N,42N) (26G,48G) (51G,40G)
 Postseason: (20G) (31G)
- 2013:** () (28G) (41G,19G,26G) (26G,52G,31G,42G,45G) (45G,44N,31G,50G,31G) (26G,52N) (30G,20G,45G) (30G,23G) (53N,42N,26G,35G) (24G,57G) (27G,20G) (54G) (40G,33G,25G) (57G) (22G) (33G,27G)
 Postseason: (34G,24G)
- 2014:** (23G) (31G,20G,55G) () (53G,38B) () (43G,30G) (34G) (31G,49G,27G) (20G,52G) (27G,33G,50N) (48G) (32G,35G,33G,40N,28G) (38G,33G,53G) (45G,53B,34G) (48N,42G,25G) (52B)
 Postseason: (40G,30G) (18G,19G,40G,48G,48G)
- 2015:** (37G) (54G,18G,44G,21G) (44G) (44N,31G) (35G) (23G,28G) (56G) () (44G,52N) (42G,47G,40G,42G,52G) (22G,50G) (41N) () (24G,21G,33G,49B) () (28G,43G)
 Postseason: (43G, 29G) (28G, 34G)
- 2016:** (25G,20G) () (36G,46G) (44G,33G,25G) (37G,43G,34G) (32G,40G,31B) (29G) (34G,48N,27G) (29G,38G) (36G,36N) (33G,32G) () (51N,38G) (34G,18G,32G) (48G) (53G)
 Postseason: (32G) (56G,51G) (41N)

Additional statistics: Special teams tackles — 6 in 2007, 1 in '07 playoffs, 4 in 2008, 2 in 2009, 1 in '09 playoffs, 3 in 2010, 1 in '10 playoffs, 3 in 2011, 1 in 2013, 1 in 2015, 1 in 2016; NFL total: 21. Fumble recovery on kickoff return vs. Detroit, 1/1/12; Forced fumble on kickoff return vs. Minnesota, 1/3/16.

PACKERS WHO HAVE PUNTED, 1970-2016

| Foot | Name | Years | No | Yds | Avg | LG | B | Foot | Name | Years | No | Yds | Avg | LG | B |
|------|-----------------|---------|-----|--------|------|----|---|------|----------------|----------------|-----|--------|------|----|---|
| R | Dale Livingston | 1970 | 6 | 199 | 33.2 | 52 | 0 | R | Sean Landeta | 1998 | 65 | 2,788 | 42.9 | 72 | 0 |
| R | Ken Duncan | 1971 | 6 | 216 | 36.0 | 47 | 0 | L | Chris Hanson | 1999 | 4 | 157 | 39.3 | 44 | 0 |
| R | Ron Widby | 1972-73 | 121 | 5,128 | 42.4 | 64 | 2 | R | Louie Aguiar | 1999 | 75 | 2,954 | 39.4 | 64 | 0 |
| R | Paul Staroba | 1973 | 12 | 373 | 31.1 | 49 | 0 | R | Ryan Longwell | 1999-2000, '03 | 4 | 107 | 26.8 | 30 | 0 |
| L | Randy Walker | 1974 | 69 | 2,648 | 38.4 | 58 | 0 | R | Josh Bidwell | 2000-03 | 308 | 12,659 | 41.1 | 68 | 0 |
| R | Steve Broussard | 1975 | 29 | 922 | 31.8 | 51 | 3 | R | Bryan Barker | 2004 | 66 | 2,644 | 40.1 | 64 | 0 |
| R | David Beverly | 1975-80 | 495 | 18,785 | 37.9 | 65 | 2 | L | B.J. Sander | 2005 | 64 | 2,508 | 39.2 | 53 | 0 |
| R | Chester Marcol | 1980 | 1 | 33 | 33.0 | 33 | 0 | R | Ryan Flinn | 2005 | 6 | 218 | 36.3 | 42 | 0 |
| R | Ray Stachowicz | 1981-82 | 124 | 5,017 | 40.5 | 72 | 2 | R | Ron Ryan | 2006-07 | 144 | 6,403 | 44.5 | 72 | 2 |
| L | Bucky Scribner | 1983-84 | 154 | 6,465 | 42.0 | 70 | 1 | R | Derrick Frost | 2008 | 48 | 2,021 | 42.1 | 65 | 0 |
| L | Joe Prokop | 1985 | 56 | 2,210 | 39.5 | 66 | 0 | L | Jeremy Kapinos | 2008-09 | 83 | 3,558 | 42.9 | 58 | 1 |
| R | Don Bracken | 1985-90 | 368 | 14,602 | 39.7 | 65 | 5 | R | Tim Masthay | 2010-15 | 390 | 17,233 | 44.2 | 71 | 3 |
| R | Bill Renner | 1986-87 | 35 | 1,334 | 38.1 | 50 | 3 | R | Jacob Schum | 2016 | 56 | 2,420 | 43.2 | 65 | 0 |
| R | Paul McJulien | 1991-92 | 122 | 4,859 | 39.8 | 67 | 2 | | | | | | | | |
| R | Bryan Wagner | 1992-93 | 104 | 4,396 | 42.3 | 60 | 0 | | | | | | | | |
| R | Craig Hentrich | 1994-97 | 289 | 12,355 | 42.8 | 70 | 2 | | | | | | | | |

NOTE: Does not include Donny Anderson, who punted in 1966-69 seasons, in addition to 1970-71.

MIKE DANIELS

DEFENSIVE TACKLE | IOWA

Sixth NFL Season | Sixth Packers Season



Ht: 6-0 Wt: 310 | Born: May 5, 1989 | NFL Games Played/Started: 78/49 | Acquired: D4a-12

PRO HIGHLIGHTS:

➤ Named an alternate for the Pro Bowl in 2016 after starting all 16 games and registering 44 tackles (29 solo), four sacks, a fumble recovery, 14 QB hits (No. 3 on the team), 14 pressures (tied for No. 2 on the team) and nine tackles for a loss (tied for No. 2 on the team).

➤ Started all three 2016 postseason contests and led the defensive line with 13 tackles (10 solo), including a tackle for a loss. Also tied for the team lead with four QB hits.

➤ Led the defensive line with 16 starts, 66 tackles (40 solo) and four sacks in 2015. Ranked No. 3 on the team in QB hits (12) and No. 2 in pressures (22), and was named an alternate for the Pro Bowl for the first time in his career.

➤ Started all 16 games for the first time in his career in 2014 and registered a career-high 69 tackles. His 5½ sacks led the Packers defensive line and ranked No. 3 on the team.

➤ Paced Green Bay in both QB hits (19) and pressures (22) in '14.

➤ Became a prominent part of the rotation on the defensive line in his second season in 2013, playing in all 16 games with one start and serving as one of the featured interior rushers in the team's nickel defense.

➤ For the 2013 season, posted 37 tackles (22 solo) and ranked second on the club with a career-best 6½ sacks. The sack total tied for sixth among all NFL DTs and was the most by a Packers defensive lineman since NT B.J. Raji posted the same number in 2010.

➤ Appeared in 14 regular-season games and both playoff contests as a rookie in 2012, playing mostly in the defensive sub-packages as an interior pass rusher and also at times on special teams. Finished with 19 tackles (11 solo), two sacks, a team-leading two fumble recoveries and a pass defended.

➤ Both of his fumble recoveries came in games against Detroit, the second of which he returned for a 43-yard TD in Week 14, the longest fumble return for a score by a rookie in franchise history. Also became the first Packers rookie defensive lineman to return a fumble for a score since Ernie Pannell at Pittsburgh, Nov. 23, 1941.

2016 SEASON: Started all 16 games and registered 44 tackles (29 solo), four sacks, a fumble recovery, 14 QB hits (No. 3 on the team) and 14 pressures (tied for No. 2 on the team)...Was tied for No. 2 on the team with nine tackles for a loss...Was named an alternate for the Pro Bowl for the second straight season...Part of a run defense that ranked No. 8 in the league in rushing yards allowed per game (94.7) and No. 7 in runs of 10-plus yards allowed (37)...Also started all three postseason contests and led the defensive line with 13 tackles (10 solo), including a tackle for a loss...Was tied for the team lead with four QB hits...**At Jacksonville (Sept. 11):** Posted two tackles (one solo), a QB pressure and a QB hit. Early in the second quarter, brought down RB T.J. Yeldon for a 2-yard loss on a run up the middle. Helped limit the Jaguars to just 48 yards rushing on 26 carries (1.8 avg.), the first time they had rushed for 48 or fewer yards

AT A GLANCE ...

- Named an alternate for the Pro Bowl for the second consecutive season in 2016.
- Has started every regular season and postseason game for Green Bay since the start of the 2014 season. Played the most defensive snaps among Packers defensive linemen in each of the past three seasons (2014-16).
- According to STATS, his 22 career sacks rank No. 3 (since 1982) among Green Bay defensive tackles (Cullen Jenkins, 29/Santana Dotson, 26).
- According to STATS, he is one of four NFL defensive tackles (Gerald McCoy, Jurrell Casey, Ndamukong Suh) to register four-plus sacks in each of the last four seasons.
- In 2016, he led the defensive line with four sacks, finished No. 3 on the team with 14 QB hits and was tied for No. 2 on the team in both pressures (14) and tackles for a loss (nine).
- Led the defensive line with 66 tackles (40 solo), four sacks, an interception, a forced fumble and two passes defended in 2015. Finished No. 3 on the team in QB hits (12) and No. 2 in pressures (22).
- Started all 16 games for the first time in his career in 2014 and registered a career-high 69 tackles. Led the team in both QB hits (19) and pressures (22).
- Tied for sixth in the NFL among DTs with 6½ sacks in 2013, the most in a season by a Green Bay defensive lineman since NT B.J. Raji posted the same total in 2010.
- Earned second-team All-Big Ten Conference honors from the league's coaches following his senior season at Iowa in 2011 after starting all 13 games and finishing with a career-high 67 tackles (32 solo) and nine sacks. His sack total ranked third in the Big Ten and 24th nationally.

on 25-plus attempts since Nov. 14, 1999 (vs. Baltimore, 47 yards on 26 attempts)...**At Minnesota (Sept. 18):** Finished with five tackles (four solo), a sack and four QB hits. In the first quarter, walked back G Brandon Fusco to bring down QB Sam Bradford for a 9-yard sack. Later in the first quarter, stopped RB Adrian Peterson for a 1-yard loss on a run up the middle. Helped limit Peterson to just 19 yards on 12 carries (1.6 avg.), tied for the fourth-lowest yardage total of Peterson's career, with a long of 5 yards...**Vs. Detroit (Sept. 25):** Helped to limit the Lions to just 50 yards rushing on 23 carries (2.2 avg.). Posted a solo tackle when he drove back G Larry Warford and stopped RB Dwayne Washington for a 1-yard loss on a third-and-goal from the 1 early in the third quarter. Led the team with two QB hits...**Vs. N.Y. Giants (Oct. 9):** Finished with two tackles (one solo) and a pass defended. Deflected a QB Eli Manning pass intended for WR Odell Beckham Jr. over the middle midway through the second quarter. Helped limit the Giants to just 43 yards rushing on 15 carries (2.9 avg.), bringing Green Bay's four-game total to just 171 rushing yards allowed, the second-fewest allowed by an NFL team in the first four games of a season since individual stats began to be recorded in 1933 behind only the 157 yards allowed by the 1995 San Francisco 49ers...**At Atlanta (Oct. 30):** Recorded a sack and a team-high two QB hits. Drove back G Andy Levitt to get to QB Matt Ryan for a 9-yard sack early in the fourth quarter...**Vs. Indianapolis (Nov. 6):**

Posted three tackles (two solo), two pressures and two QB hits. Walked back G Jonothan Harrison to put a hit on QB Andrew Luck and help force an interception by S Ha Ha Clinton-Dix on the Colts' first offensive series, giving Green Bay the ball at the Indianapolis 29 after a 20-yard return by Clinton-Dix...**At Washington (Nov. 20):** Appeared on 44 plays. Led the defensive line with six tackles (three solo) and a QB hit. Shed a block from G Brandon Scherff to drill RB Robert Kelley in the backfield for a 3-yard loss late in the first half...**At Philadelphia (Nov. 28):** Played 38 snaps, finishing with two tackles (both solo) and a sack. Late in the first half, came up the middle to get to QB Carson Wentz for a 14-yard sack...**Vs. Minnesota (Dec. 24):** Played 49 snaps, registering a sack and a fumble recovery. Late in the first half with the Vikings in Green Bay territory, dove on a fumble forced by LB Clay Matthews on a strip/sack of Bradford at the Green Bay 46, field position that the Packers would use to score on a QB Aaron Rodgers 6-yard TD run to take a 28-13 lead at the half. It marked his first fumble recovery since Dec. 9, 2012, vs. Detroit. On the first play from scrimmage in the second half, shook off a block from G Alex Boone and then came around the end to drill Bradford for a 9-yard sack...**Vs. N.Y. Giants (NFC Wild Card, Jan. 8):** Played 40 snaps, finishing with five tackles (four solo), including a tackle for a loss...**At Atlanta (NFC Championship, Jan. 22):** Played 55 snaps, recording four tackles (three solo) and a team-best three QB hits.

2015: Started all 16 games and led the defensive line with 66 tackles (40 solo), four sacks, an interception, a forced fumble and two passes defended...Ranked No. 3 on the team in QB hits (12) and No. 2 in pressures (22)...Was named an alternate for the Pro Bowl for the first time in his career...Also started both postseason contests and posted five tackles (two solo), a sack, three QB hits, five pressures and a pass defended...**Vs. Seattle (Sept. 20):** Led the defensive line with five tackles (three solo), a sack, a QB hit and a pressure. Walked back C Drew Nowak and brought down QB Russell Wilson as he stepped up in the pocket for a zero-yard sack early in the second quarter. Helped limit RB Marshawn Lynch to just 41 yards on 15 carries (2.7 avg.). With two minutes remaining in the first half, fought off a block by T Garry Gilliam to drop Lynch for no gain on a third-and-3 as the defense forced a Seattle punt and helped set up a FG before the half...**Vs. Kansas City (Sept. 28):** Led the line with four tackles (all solo) and 1½ sacks. Added a forced fumble, two pressures and a QB hit. Early in the third quarter, fought off a block by G Ben Grubbs to get to QB Alex Smith for a 7-yard sack that was split with LB Mike Neal. Later in the third quarter, walked back G Laurent Duvernay-Tardif for a sack/forced fumble on Smith, one that was recovered by the Chiefs. Also posted a tackle for a loss earlier in the game when he blew past T Eric Fisher to bring RB Jamaal Charles down for a 3-yard loss on a first-quarter run...**At San Francisco (Oct. 4):** Helped limit the 49ers to just one rushing first down and RB Carlos Hyde to only 20 yards rushing on eight carries (2.5 avg.). Registered three assisted tackles and a QB hit and tied for the team lead with three pressures...**Vs. St. Louis (Oct. 11):** Led the team with a career-high 10 tackles (nine solo), adding two tackles for a loss, two QB hits and two pressures...**Vs. San Diego (Oct. 18):** Played 70 snaps, helping limit the Chargers to just 60 yards rushing on 21 carries (2.9 avg.). Posted three tackles (two solo), two pressures, two QB hits and a half-sack. Walked back C Trevor Robinson to get to QB Philip Rivers for a shared 8-yard sack with Neal early in the fourth quarter that pushed San Diego back to the Green Bay 30...**Vs. Detroit (Nov. 15):** Played 50 snaps, pacing the defensive line with seven tackles (two solo) and two QB pressures. Helped limit the Lions to just 45 yards rushing on 26 attempts (1.7 avg.), the fewest rushing yards allowed by the Packers to an opponent on 25-plus attempts since

Miami rushed for 37 yards on 25 carries vs. the Packers on Sept. 22, 1991...**At Minnesota (Nov. 22):** Finished with seven tackles (three solo), two pressures and a sack. In the fourth quarter, drove back G Mike Harris to get to QB Teddy Bridgewater and throw him down for an 8-yard sack. Helped limit Peterson, who led the league in rushing in 2015, to just 45 yards on 13 carries (3.5 avg.), his lowest yardage total since Week 1...**At Detroit (Dec. 3):** Led the defensive line with five tackles (four solo), including two for a loss, and a pressure. Blew past G Laken Tomlinson to get to RB Ameer Abdullah in the backfield for a 3-yard loss on a first-quarter run. Fought off a block by T Riley Reiff to get to RB Joique Bell and bring him down for a 2-yard loss on a run with just under two minutes remaining in the game...**At Arizona (Dec. 27):** Posted the first interception of his career, stepping back to pick off QB Carson Palmer's screen pass intended for RB David Johnson late in the first half. Made the interception at the Arizona 21 and returned it 6 yards. Finished with three tackles (all solo), including a stop of Johnson for a 3-yard loss on a run up the middle in the first quarter...**At Washington (NFC Wild Card, Jan. 10):** Recorded three tackles (one solo), five pressures (tied for team lead), a QB hit and a pass defended...**At Arizona (NFC Divisional, Jan. 16):** Posted two tackles (one solo), a sack and a QB hit. Late in the first half, fought off a block from RG Ted Larsen to get to Palmer for an 8-yard sack. Helped limit the Cardinals to just 40 yards rushing on 19 attempts (2.1 avg.) with a long run of 8 yards.

2014: Started all 16 games and led the defensive line with a career-high 69 tackles (42 solo)...Led the defensive line and ranked No. 3 on the team with 5½ sacks...Led the team in both QB hits (19) and pressures (22)...Contributed to a run defense that allowed 86.4 yards per game over the final eight contests, No. 5 in the NFL over that span, and 3.6 yards per carry, No. 6 in the league over that span...Also started both postseason contests and recorded 10 tackles (seven solo) and a half-sack...**At Seattle (Sept. 4):** Started at RDE and registered a season-high eight tackles (five solo), which was tied for the team lead...**Vs. N.Y. Jets (Sept. 14):** Started at DT and led the defensive line with six tackles (five solo) and a sack. Added a team-high three QB hits and two pressures. Posted a QB hit on Geno Smith as his pass intended for TE Zach Sudfeld came up short and was intercepted by CB Tramon Williams at the Green Bay 3 late in the first half, a turnover that led to seven points as the Packers cut the Jets' lead to 21-16 at the half. Registered his first sack of the season on New York's final drive as he beat LG Brian Winters with an inside move and brought Smith down for a 7-yard loss despite being held by Winters on the play...**Vs. Minnesota (Oct. 2):** Registered four tackles (three solo), 1½ sacks, four QB hits and four pressures. Pushed G Charlie Johnson aside and then fought off C John Sullivan on his 8-yard sack of QB Christian Ponder in the second quarter. Fought off a double-team by Sullivan and Johnson on his shared 10-yard sack of Ponder with DT Letroy Guion on the final play of the first half...**At New Orleans (Oct. 26):** Registered eight tackles (all solo) and a QB hit...**At Minnesota (Nov. 23):** Played 54 snaps, most among the defensive linemen, and posted two tackles (one solo), a sack, a team-high three QB hits and two pressures. On Minnesota's opening drive of the second half, walked back RG Joe Berger and brought down Bridgewater for a 7-yard sack on third down to force a punt...**Vs. New England (Nov. 30):** Played 50 snaps, tops among the defensive linemen, and registered four tackles (two solo) and a half-sack. Led the team with four QB hits and four pressures. With the Packers leading, 26-21, late in the fourth quarter and New England facing a third-and-9 at the Green Bay 20, fought off a block by G Dan Connolly to bring down QB Tom Brady with Neal for a 9-yard sack, forcing the Patriots to settle for a field-goal attempt,

a 47-yarder that was missed by K Stephen Gostkowski...
At Tampa Bay (Dec. 21): Registered four tackles (three solo), a half-sack, a QB hit and two pressures. Beat G Logan Mankins to get to QB Josh McCown for a shared 10-yard sack with S Morgan Burnett in the first quarter. Part of a defense that allowed just 106 total yards, the fewest given up by Green Bay since Dec. 21, 2006 (104 yards vs. Minnesota). Helped the defense allow just 16 yards rushing, the third fewest given up in a game by the Packers since the 1970 AFL-NFL merger...**Vs. Detroit (Dec. 28):** Recorded four tackles (three solo), a sack, two QB hits and two pressures. On Detroit's final possession, walked back G Rob Sims and pushed him aside to get to QB Matthew Stafford for a 9-yard sack at the Detroit 11...**Vs. Dallas (NFC Divisional, Jan. 11):** Played 46 snaps and registered five tackles (four solo), a half-sack, a QB hit and two pressures. On the first play of the fourth quarter on second-and-18 at the Dallas 40, fought off a block by G Ronald Leary to get to QB Tony Romo for a shared 5-yard sack with LB Nick Perry...**At Seattle (NFC Championship, Jan. 18):** Posted five tackles (three solo) and a QB hit.

2013: Appeared in all 16 games with one start, playing 532 snaps and posting 37 tackles (22 solo) and a career-high 6½ sacks...The sack total tied him with San Francisco's Justin Smith for sixth place among all NFL DTs and ranked second on the defense behind Matthews (7½)...**At Cincinnati (Sept. 22):** Finished with two tackles (both solo) and his first sack of the season. Sack came on a third down in the third quarter when he hustled to fight off LG Clint Boaling to drop QB Andy Dalton for a 3-yard loss...**At Minnesota (Oct. 27):** Delivered an impactful performance, recording three tackles (two solo), a career-high two sacks, two QB hits and two pressures during the game. First sack came just before halftime when he walked Sullivan back into the pocket and shed him in time to take down Ponder for a 6-yard loss. Later in the third quarter, rushed to the inside against Johnson on a third down and disengaged to sack Ponder for a 7-yard loss, forcing a punt...**At Dallas (Dec. 15):** Played on a defensive line-leading 43 plays and finished with two solo tackles, including one for a loss, a sack, two pressures and a QB hit. Sack came in the second quarter when he bulled himself into G Mackenzy Bernadeau and then stepped to the inside past C Travis Frederick, before bursting into the backfield to throw Romo for an 11-yard loss. Also appeared as an extra blocker on offense late in the fourth quarter, joining fellow lineman Raji in the backfield to help clear the way for RB Eddie Lacy's game-winning 1-yard TD plunge...**Vs. San Francisco (NFC Wild Card, Jan. 5):** Started at RDE and finished with four tackles (three solo, one for loss) and a sack. On the sack play, rushed to the inside against C Jonathan Goodwin, shoving him into the backfield before disengaging to drag QB Colin Kaepernick down as he attempted to escape the pocket.

2012: Despite missing most of the offseason program while recovering from shoulder surgery, had an active training camp and worked his way into the lineup early in the regular season...Was used primarily in the team's sub-packages, but also saw action in the base defense in

addition to playing on special teams...Played in 14 regular-season games and each of the team's two playoff contests, finishing the season with 19 tackles (11 solo), two sacks, a team-best two fumble recoveries and a pass defended... Also added four tackles (one solo) in the postseason...With his 43-yard fumble return for a TD vs. Detroit in Week 14, eclipsed Matthews' record for the longest fumble return for a TD by a rookie in franchise history (42 yards, at Minnesota, Oct. 5, 2009)...Also became the club's first rookie DL to score on a fumble return since Ernie Pannell (at Pittsburgh, Nov. 23, 1941)...**Vs. Chicago (Sept. 13):** Made his NFL debut against the division-rival Bears, appearing on 14 plays and finishing with one solo tackle that also went as his first career sack. Sack came when he fought off a block from veteran C Roberto Garza and wrapped up QB Jay Cutler for a 1-yard loss...**Vs. Arizona (Nov. 4):** Saw increased action with fellow rookie DE Jerel Worthy sidelined (concussion). Appeared on 20 plays and finished with three tackles (two solo) and his second sack of the season. Made the sack after executing a twist with Matthews, looping around the outside of the protection and closing quickly on QB John Skelton, dropping him for a 10-yard loss to help stall a two-minute drive before halftime...**At Detroit (Nov. 18):** Made his first career fumble recovery just before halftime, falling on a ball that was slapped from the grip of Stafford by LB Dezman Moses...**Vs. Detroit (Dec. 9):** Played a significant role as one of only four active defensive linemen with both C.J. Wilson (knee) and Neal (shoulder) sidelined with injuries. Appeared on a season-high 32 plays, finishing with three tackles (one solo) and a fumble recovery that he returned 43 yards for a TD, one of the game's most memorable and impactful plays. On the play, saw Stafford lose control of the ball on an attempted throw in what were snowy, wet conditions. Spotted and picked up the loose ball, and escaped a tackle attempt by T Gosder Cherilus before racing the remaining 43 yards to the end zone. The TD brought the Packers to within 14-10 after trailing, 14-0, earlier in the quarter...**2012 Draft:** Selected by the Packers with the first of two choices in the fourth round (132nd overall).

COLLEGE: A four-time letterman and two-year starter who earned All-Big Ten Conference recognition following each of his last two collegiate seasons...Appeared in 47 games during his career with 21 starts, making 123 tackles (54 solo), 27 tackles for a loss and 15½ sacks...Played on teams that went to four bowl games (three wins) during his career...Earned his degree in sociology...**Senior season (2011):** Named a permanent team captain for the defense and enjoyed his best season, earning second-team All-Big Ten accolades from the league's coaches and honorable mention from the media...Started all 13 games and posted career highs in tackles (67), tackles for a loss (13½) and sacks (nine)...Sack total led the team, ranked third in the Big Ten and 24th nationally...Finished the season that saw him collect 23 tackles (13 solo) and five sacks in the final two regular-season contests and bowl game...Also was invited to participate in the Senior Bowl following the season, competing as a member of the North squad...Had a career day in a win at Purdue (Nov. 19), notching career highs

GREEN BAY PACKERS MOST SINGLE-SEASON TACKLES, DEFENSIVE LINEMAN

| | | | |
|-----|-----------------------|----|-------------------------|
| 113 | Aaron Kampman, 2006 | 87 | Aaron Kampman, 2008 |
| 107 | Ezra Johnson, 1983 | 85 | Mike P. McCoy, 1975 |
| 105 | Aaron Kampman, 2005 | 83 | Byron Bragg, 1983 |
| 94 | Charles Johnson, 1979 | | Carl Barzilauskas, 1978 |
| 93 | Ezra Johnson, 1978 | 82 | Ezra Johnson, 1980 |
| | Terry Jones, 1981 | | Dave Purefory, 1977 |
| 92 | Ryan Pickett, 2006 | | Johnny Jolly, 2008 |
| 91 | Aaron Kampman, 2007 | 81 | Vonnie Holliday, 2001 |
| 90 | Mike P. McCoy, 1976 | | Ryan Pickett, 2008 |

with nine tackles (seven solo), five tackles for a loss and three sacks...Played in his third consecutive bowl game vs. Oklahoma (Insight Bowl, Dec. 30), posting five tackles, including three for a loss, and two sacks against the Sooners, as the defense allowed just 275 yards of total offense during the game...**Junior season (2010):** Enjoyed what was his first season as a starter, appearing in all 13 games and starting eight of them at defensive tackle, earning honorable mention All-Big Ten honors from both the league's coaches and media...Finished with 40 tackles (17 solo), including 11 for a loss and four sacks...Started his first career game in the season opener and finished with five tackles (one solo), one for a loss and a sack vs. Eastern Illinois (Sept. 4)...Saw extended action in a 45-0 shutout victory vs. Ball State (Sept. 25), making a season-high six tackles (four solo), including four for a loss, and a sack. Earned Big Ten Co-Defensive Player of the Week honors for his performance after the Hawkeyes allowed just 112 yards of total offense during the game...**Sophomore season (2009):** Appeared in all 13 games on special teams and as a rotational player up front, recording 10 tackles and 1½ sacks for an Iowa team that posted an 11-2 record and won both the Big Ten title and the FedEx Orange Bowl over No. 9-ranked Georgia Tech...Was part of what was an impressive defensive effort against a powerful triple-option offense in the Orange Bowl vs. Georgia Tech (Jan. 5), helping to limit the Yellow Jackets to just 155 total yards...**Red-shirt freshman season (2008):** Saw his first collegiate action after redshirting his first season on campus in 2007, appearing in spot duty both on defense and on special teams...For the season, appeared in eight games and tallied six tackles (four solo) and the first sack of his career.

PERSONAL: Given name Michael Wayne Daniels Jr. ... Born in Stratford, N.J. ... Father, Mike Sr., played baseball at Rutgers-Camden University, and his brother, Sean, played LB at Temple and plays defensive line for the Philadelphia Soul of the Arena Football League...Names his older sister, Jeneca, who is retired from the Air Force, and his best friend, Mike Saenz, as the two biggest influences on him as an athlete, citing the fact that they never let him quit or make excuses...Participated in the NFL Personal Finance Camp during the 2016 offseason...**High school:** Lettered three times as both a DL and RB at Highland Regional High School in Blackwood, N.J., serving as a two-time team captain and recording 222 tackles and 27 sacks in his varsity career...Earned first-team all-conference honors as a senior in 2006 after recording 97 tackles and 12 sacks, and running for 1,029 yards and 12 TDs on offense...Posted 84 tackles and nine sacks as a junior in 2005, also gaining 844 yards and scoring seven TDs on offense...Letered four years in track and field and three times in wrestling...**Community involvement:** Has hosted the Mike Daniels Youth Football Camp the past two years...While in college, volunteered at The Spot, an organization that provides activity programming for at-risk youth, and also held a job stocking shelves at a grocery store in Iowa City...Attended the annual Families of Children With Cancer holiday party... Appeared as a guest at the Boys and Girls Club of the Fox Valley's Leaders and Legends event and also participated in the PALS Program and Phoenix Fitness Fun Party in 2012...Other community activities include signing autographs and posing for photos at events benefiting Bellin Health, The Salvation Army and the Jerry Parins Cruise for Cancer...Residence: Blackwood, N.J.

MIKE DANIELS' PRO STATISTICS

| Year | Team | —Tackles— | | | | | | Interceptions | | | | Fumbles | | | | |
|--------------------------------|-----------|-----------|-----------|------------|------------|-----------|-----------|---------------|----------|----------|----------|----------|----------|----------|----------|-----------|
| | | GP | GS | Tot | Solo | Asst | Sk | Yds | No | Yds | Lg | TD | PD | FF | FR | Yds |
| 2012 | Green Bay | 14 | 0 | 19 | 11 | 8 | 2 | 11 | 0 | 0 | 0 | 0 | 1 | 0 | 2 | 43 |
| 2013 | Green Bay | 16 | 1 | 37 | 22 | 15 | 6½ | 43½ | 0 | 0 | 0 | 0 | 0 | 0 | 0 | 0 |
| 2014 | Green Bay | 16 | 16 | 69 | 42 | 27 | 5½ | 45½ | 0 | 0 | 0 | 0 | 0 | 0 | 0 | 0 |
| 2015 | Green Bay | 16 | 16 | 66 | 40 | 26 | 4 | 21½ | 1 | 6 | 6 | 0 | 2 | 1 | 0 | 0 |
| 2016 | Green Bay | 16 | 16 | 44 | 29 | 15 | 4 | 41 | 0 | 0 | 0 | 0 | 1 | 0 | 1 | 0 |
| NFL totals (five years) | | 78 | 49 | 235 | 144 | 91 | 22 | 162½ | 1 | 6 | 6 | 0 | 4 | 1 | 3 | 43 |

PLAYOFFS

| Year | Team | —Tackles— | | | | | | Interceptions | | | | Fumbles | | | | |
|-------------------|-----------|-----------|----------|-----------|-----------|-----------|-----------|---------------|----------|----------|----------|----------|----------|----------|----------|----------|
| | | GP | GS | Tot | Solo | Asst | Sk | Yds | No | Yds | Lg | TD | PD | FF | FR | Yds |
| 2012 | Green Bay | 2 | 0 | 4 | 1 | 3 | 0 | 0 | 0 | 0 | 0 | 0 | 0 | 0 | 0 | 0 |
| 2013 | Green Bay | 1 | 1 | 4 | 3 | 1 | 1 | 5 | 0 | 0 | 0 | 0 | 0 | 0 | 0 | 0 |
| 2014 | Green Bay | 2 | 2 | 10 | 7 | 3 | ½ | 2½ | 0 | 0 | 0 | 0 | 0 | 0 | 0 | 0 |
| 2015 | Green Bay | 2 | 2 | 5 | 2 | 3 | 1 | 8 | 0 | 0 | 0 | 0 | 1 | 0 | 0 | 0 |
| 2016 | Green Bay | 3 | 3 | 13 | 10 | 3 | 0 | 0 | 0 | 0 | 0 | 0 | 0 | 0 | 0 | 0 |
| Postseason | | 10 | 8 | 36 | 23 | 13 | 2½ | 15½ | 0 | 0 | 0 | 0 | 1 | 0 | 0 | 0 |

Additional Statistics: Career sacks — Christian Ponder (4½), Sam Bradford (2), Teddy Bridgewater (2), Jay Cutler, Andy Dalton, Philip Rivers, Tony Romo, Matt Ryan, John Skelton, Alex Smith, Geno Smith, Matthew Stafford, Brandon Weeden, Carson Wentz, Russell Wilson, Tom Brady (½), Nick Foles (½), Josh McCown (½). Career interceptions — Carson Palmer.

NFL debut: vs. Chicago, 9/13/12

First NFL start: vs. Minnesota, 11/24/13

First sack: vs. Chicago, 9/13/12 (J.Cutler)

First interception: vs. Arizona, 12/27/15 (C.Palmer)

Touchdowns (1): vs. Detroit, 12/9/12, 43-yard fumble return

CAREER TRANSACTIONS

- 2012 Selected by Green Bay Packers as first of two choices in the fourth round (132nd overall) of '12 NFL Draft, April 28 (free agency compensatory pick)...Signed first contract, May 11.
- 2015 Signed contract extension, Dec. 14.

DANIELS' SINGLE-GAME CAREER HIGHS

Tackles

Total 10, vs. StL (10/11/15)

Solo 9, vs. StL (10/11/15)

Sacks

..... 2, at Min. (10/27/13)

TREVOR DAVIS

WIDE RECEIVER | CALIFORNIA

Second NFL Season | Second Packers Season



Ht: 6-1 Wt: 188 | Born: July 4, 1993 | NFL Games Played/Started: 11/0 | Acquired: D5-16



PRO HIGHLIGHTS:

► Played in 11 games as a rookie in 2016, seeing time on offense and special teams. Had three catches for 24 yards (8.0 avg.) and a TD, nine punt returns for 115 yards (12.8 avg.), and three kickoff returns for 64 yards (21.3 avg.).

► Caught three passes for 24 yards (8.0 avg.) and a TD and posted a 55-yard punt return last season at Atlanta in Week 8, the longest punt return by a Packer since DB Micah Hyde's 55-yarder for a TD vs. Detroit on Dec. 28, 2014.

► Selected by Green Bay in the fifth round of the 2016 NFL Draft with the No. 163 overall selection. Was the fourth player selected by General Manager Ted Thompson from the University of California-Berkeley, joining QB Aaron Rodgers (2005), LB Desmond Bishop (2007) and TE Richard Rodgers (2014).

2016 SEASON: Played in 11 games, seeing time on offense and special teams...Had three catches for 24 yards (8.0 avg.) and a TD, nine punt returns for 115 yards (12.8 avg.) with 11 fair catches, and three kickoff returns for 64 yards (21.3 avg.)...Was inactive for four games (Week 1 due to injury, three others as healthy scratch) and dressed but did not play in another...Also appeared in two postseason games...**At Minnesota (Sept. 18):** Made his NFL debut, seeing limited action on offense and special teams. Played five snaps on offense and handled punt-return duties late in the game (one fair catch, no returns)...**vs. Detroit (Sept. 25):** Played 12 snaps on offense and nine on special teams, returning one punt for 1 yard and drawing a 66-yard pass-interference penalty early in the second quarter. Got past CB Nevin Lawson deep down the middle of the field before being tripped up by him inside the 5-yard line as QB Aaron Rodgers rolled to his left and threw the deep pass to him. The penalty gave Green Bay the ball at the Detroit 2, and Rodgers found TE Richard Rodgers on the next play for a TD pass...**vs. Dallas (Oct. 16):** Posted a 25-yard punt return late in the second quarter as he took the return out to the Green Bay 46...**At Atlanta (Oct. 30):** Saw the most significant action of his career on offense, appearing on 36 snaps and delivering three catches for 24 yards (8.0 avg.) and a TD. With just over 4:30 remaining in the first half, posted his first career TD catch when he hauled in a 9-yard pass from a scrambling QB Aaron Rodgers, getting both feet in bounds near the front pylon with CB Brian Poole blanketing him in coverage. Teamed up with WR Geronimo Allison as they became the first Green Bay rookie duo to both catch a TD pass in the same game since Joe Johnson and Max McGee on Dec. 12, 1954, at the Los Angeles Rams. Also recorded two punts for 60 yards (30.0 avg.), highlighted by his career-long 55-yard return down the sideline in the second quarter to the Atlanta 15 that set up his own TD catch four plays later. His punt return was the longest by a Packer since DB Micah Hyde's 55-yarder for a TD vs. Detroit on Dec. 28, 2014...**vs. Indianapolis (Nov. 6):** Posted the first kickoff returns of his career, returning three kicks for 64 yards (21.3 avg.)...**2016 Draft:** Selected by the Packers in the fifth round (No. 163 overall). Became the first WR drafted by the Packers out of California-Berkeley.

AT A GLANCE ...

- Played in 11 games as a rookie in 2016, seeing time on offense and special teams. Had three catches for 24 yards (8.0 avg.) and a TD, nine punt returns for 115 yards (12.8 avg.), and three kickoff returns for 64 yards (21.3 avg.).
- Caught three passes for 24 yards (8.0 avg.) and a TD and posted a 55-yard punt return last season at Atlanta in Week 8, the longest punt return by a Packer since DB Micah Hyde's 55-yarder for a TD vs. Detroit on Dec. 28, 2014.
- In two seasons at Cal, totaled 2,300 all-purpose yards, including 1,071 yards and seven TDs on 64 receptions (16.7 avg.), 1,110 yards and two TDs on 45 kick returns (24.7 avg.), and 115 yards on 14 punt returns (8.2 avg.).
- As a junior, earned first-team All-Pacific-12 honors at kick returner from *Phil Steele's College Football* and second-team recognition from *CollegeSportsMadness.com* after ranking No. 2 nationally and No. 1 in the Pac-12 by averaging a school-record 32.6 yards per kickoff return.
- Selected by Green Bay in the fifth round of the 2016 NFL Draft with the No. 163 overall selection. Was the fourth player selected by General Manager Ted Thompson from the University of California-Berkeley, joining QB Aaron Rodgers (2005), LB Desmond Bishop (2007) and TE Richard Rodgers (2014).

COLLEGE: Played two seasons at Cal and totaled 2,300 all-purpose yards, including 1,071 yards receiving and seven touchdown catches on 64 receptions (16.7 avg.), 1,110 yards and two TDs on 45 kick returns (24.7 avg.) and 115 yards on 14 punt returns (8.2 avg.)...Began his career at Hawai'i, appearing in 15 games with 10 starts and posting 45 receptions for 601 yards (13.4 avg.) and five TDs...Earned his degree in sociology...**Senior season (2015):** Set career highs in games played (13), starts (nine), all-purpose yards (team-high 1,407), kickoff returns (32), kickoff return yards (team-best 686), receptions (40), receiving yards (672) and yards per reception (16.8 avg., No. 2 on the team)...Also recorded two receiving touchdowns, three rushes for 4 yards (1.3 avg.) and six punt returns for 45 yards (7.5 avg.)...Finished with three receptions of 50 yards or more (50 at Utah, 54 vs. Oregon State, 75 vs. San Diego State)...Registered 100-plus all-purpose yards in eight games...Named to the Paul Hornung Award watch list for the honor given annually to the most versatile player in college football...Selected second-team preseason All-America as a kick returner by *Sporting News*, second-team preseason All-Pacific-12 by *Athlon* and third-team preseason All-Pac-12 by *Phil Steele's College Football*...Recorded a career-high 138 yards on three receptions (46.0 avg.) vs. San Diego State (Sept. 12), including a season-long 75-yard TD catch...Tallied season highs in receptions (seven for 80 yards, 11.4 avg.), kick returns (six for 111 yards, 18.5 avg.) and all-purpose yards (191) at Stanford (Nov. 21)...**Junior season (2014):** Saw action in 10 games with two starts in his first season playing for Cal...Earned first-team All-Pac-12 honors at kick returner from *Phil Steele's College Football* and second-team recognition from *CollegeSportsMadness.com*...Named first-team Mid-season All-Pac-12 and third-team Midseason All-America as a kick returner by *Phil Steele's College Football*...Ranked

No. 2 nationally and No. 1 in the Pac-12 by averaging 32.6 yards per kick return, a school record... Also set a school record with two kickoff returns for touchdowns, which was tied for No. 2 nationally and in the Pac-12... Totaled 424 yards on 13 kick returns and 70 yards on eight punt returns (team-best 8.8 avg.)... Recorded 399 yards and five TDs on 24 receptions (team-high 16.6 avg.)... Finished second on the team with 893 all-purpose yards and third with seven total touchdowns... Recorded a season- and team-high 93 yards receiving on three receptions (31.0 avg.), including a career-long 76-yard touchdown reception in the first game of his Cal career, at Northwestern (Aug. 30)... Earned CBSSports.com National Specialist of the Week, SEVEN Magazine Royal Purple Las Vegas Bowl Pac-12 Player of the Week, Pac-12 Special Teams Player of the Week and California Muscle-Milk Student-Athlete of the Week after recording a career-high four touchdowns at Washington State (Oct. 4), the most by a Cal player since RB Jahvid Best at Minnesota in 2009, and 280 all-purpose yards, the most by a Golden Bear since Best had 311 vs. Washington in 2008... Became the 20th player in FBS history and the third in the Pac-12 to bring back two kickoff returns for touchdowns on consecutive kickoff returns (100 and 98 yards) in a single game... The two returns for touchdowns were tied for the third and seventh longest in school history... Two of his four touchdowns were part of a three-reception, 82-yard outing, including a game-winning 51-yarder in the fourth quarter... Also set single-game school records for

kickoff return touchdowns (two), kickoff return yards (198) and kickoff return average (99.0)... **Redshirt season (2013):** Redshirted after transferring to Cal from Hawai'i and sat out the season due to NCAA transfer rules... **Sophomore season (2012):** Started four of eight games played for Hawai'i... Recorded 17 receptions for 235 yards (13.8 avg.) and finished second on the team with two receiving TDs... Registered a season-best 85 yards on three receptions (28.3 avg.) with a TD vs. Lamar (Sept. 15)... **Freshman season (2011):** Appeared in seven games with six starts, recording 28 receptions for 366 yards (13.1 avg.) and three touchdowns for Hawai'i... Made his first career start and finished with four catches for 32 yards (8.0 avg.) at Idaho (Oct. 29)... Set a season high with seven receptions for 81 yards (11.6 avg.) and two touchdowns vs. Tulane (Nov. 26)... Hauled in six catches for a season-best 111 yards (18.5 avg.), including a season-long 79-yard TD, vs. BYU (Dec. 3).

PERSONAL: Given name Trevor Lee Davis... Born in San Francisco, Calif. ... Single... Has twin boys, Braden and Camden... Played at Cal with current Green Bay TE Richard Rodgers... His second cousin is former NFL QB Donovan McNabb... **High school:** A two-year letterwinner in football, a three-year letterwinner in track and field and an honor-roll student at Alhambra High School in Martinez, Calif. ... Named to the East Bay all-star team and listed among the top 20 East Bay football prospects... Played in

WARMEST RECORDED HOME GAMES, PACKERS HISTORY (SINCE 1959)

WARMEST RECORDED HOME GAMES, TEAM HISTORY

| | | | | | | | |
|----|---|----|------|---------------------------|----|----|----|
| 85 | S | 10 | 1978 | New Orleans Saints (Milw) | W | 28 | 17 |
| 84 | O | 6 | 1963 | Los Angeles Rams (GB) | W | 42 | 10 |
| 83 | S | 12 | 1976 | San Francisco 49ers (GB) | L | 14 | 26 |
| 83 | S | 8 | 2002 | Atlanta Falcons (GB) | +W | 37 | 34 |
| 82 | S | 26 | 1999 | Minnesota Vikings (GB) | W | 23 | 20 |
| 81 | S | 6 | 1998 | Detroit Lions (GB) | W | 38 | 19 |
| 80 | S | 15 | 1968 | Philadelphia Eagles (GB) | W | 30 | 13 |
| 79 | S | 20 | 1970 | Detroit Lions (GB) | L | 0 | 40 |
| 79 | S | 9 | 1990 | Los Angeles Rams (GB) | W | 36 | 24 |
| 79 | O | 7 | 2007 | Chicago Bears (GB) | L | 20 | 27 |
| 78 | S | 17 | 1967 | Detroit Lions (GB) | T | 17 | 17 |
| 78 | S | 18 | 1983 | Los Angeles Rams (Milw) | W | 27 | 24 |
| 78 | S | 11 | 1994 | Miami Dolphins (Milw) | L | 14 | 24 |
| 78 | S | 17 | 2006 | New Orleans Saints (GB) | L | 27 | 34 |

+ — overtime

WARMEST RECORDED ROAD GAMES, TEAM HISTORY

| | | | | | | | |
|-----|---|----|------|------------------------|---|----|----|
| 102 | S | 24 | 1978 | @ San Diego Chargers | W | 24 | 3 |
| 102 | S | 21 | 2003 | @ Arizona Cardinals | L | 13 | 20 |
| 90 | S | 19 | 1965 | @ Pittsburgh Steelers | W | 41 | 9 |
| 90 | S | 13 | 1992 | @ Tampa Bay Buccaneers | L | 3 | 31 |
| 90 | S | 11 | 2016 | @ Jacksonville Jaguars | W | 27 | 23 |
| 89 | S | 20 | 1981 | @ Los Angeles Rams | L | 23 | 35 |
| 88 | O | 14 | 1990 | @ Tampa Bay Buccaneers | L | 14 | 26 |
| 88 | O | 27 | 1991 | @ Tampa Bay Buccaneers | W | 27 | 0 |
| 87 | S | 23 | 1984 | @ Dallas Cowboys | L | 6 | 20 |
| 87 | S | 18 | 1988 | @ Miami Dolphins | L | 17 | 24 |
| 87 | N | 11 | 1990 | @ Los Angeles Raiders | W | 29 | 16 |
| 87 | S | 24 | 2000 | @ Arizona Cardinals | W | 29 | 3 |

WARMEST OCTOBER HOME GAMES

| | | | | | | | |
|----|---|----|------|---------------------------|---|----|----|
| 84 | O | 6 | 1963 | Los Angeles Rams (GB) | W | 42 | 10 |
| 79 | O | 7 | 2007 | Chicago Bears (GB) | L | 20 | 27 |
| 75 | O | 25 | 1964 | Los Angeles Rams (Milw) | L | 17 | 27 |
| 74 | O | 13 | 1968 | Los Angeles Rams (Milw) | L | 14 | 16 |
| 73 | O | 5 | 1997 | Tampa Bay Buccaneers (GB) | W | 21 | 16 |
| 72 | O | 8 | 1961 | Baltimore Colts (GB) | W | 45 | 7 |
| 72 | O | 3 | 1976 | Detroit Lions (GB) | W | 24 | 14 |
| 72 | O | 1 | 2000 | Chicago Bears (GB) | L | 24 | 27 |
| 71 | O | 2 | 1983 | Tampa Bay Buccaneers (GB) | W | 55 | 14 |
| 70 | O | 1 | 1989 | Atlanta Falcons (Milw) | W | 23 | 21 |
| 69 | O | 1 | 1967 | Atlanta Falcons (Milw) | W | 23 | 0 |
| 69 | O | 14 | 1973 | Kansas City Chiefs (Milw) | T | 10 | 10 |
| 69 | O | 8 | 2006 | St. Louis Rams (GB) | L | 20 | 23 |
| 69 | O | 16 | 2016 | Dallas Cowboys (GB) | L | 16 | 30 |

WARMEST NOVEMBER HOME GAMES

| | | | | | | | |
|----|---|----|------|-----------------------------|---|----|----|
| 68 | N | 6 | 2016 | Indianapolis Colts (GB) | L | 26 | 31 |
| 60 | N | 29 | 1998 | Philadelphia Eagles (GB) | W | 24 | 16 |
| 59 | N | 18 | 2001 | Atlanta Falcons (GB) | L | 20 | 23 |
| 57 | N | 3 | 1963 | Pittsburgh Steelers (Milw) | W | 33 | 14 |
| 56 | N | 1 | 1981 | Seattle Seahawks (GB) | W | 34 | 24 |
| 55 | N | 15 | 2015 | Detroit Lions (GB) | L | 16 | 18 |
| 53 | N | 8 | 1981 | New York Giants (Milw) | W | 26 | 24 |
| 53 | N | 15 | 1981 | Chicago Bears (GB) | W | 21 | 17 |
| 53 | N | 5 | 1989 | Chicago Bears (GB) | W | 14 | 13 |
| 53 | N | 22 | 2009 | San Francisco 49ers (GB) | W | 30 | 24 |
| 52 | N | 9 | 1970 | Baltimore Colts (Milw) | L | 10 | 13 |
| 52 | N | 2 | 1975 | Minnesota Vikings (GB) | L | 17 | 28 |
| 52 | N | 9 | 1980 | San Francisco 49ers (Milw) | W | 23 | 16 |
| 52 | N | 1 | 1987 | Tampa Bay Buccaneers (Milw) | L | 17 | 23 |
| 52 | N | 4 | 2001 | Tampa Bay Buccaneers (GB) | W | 21 | 20 |



With construction in progress on the north end zone, Brett Favre watches a flyover before the Packers' 2002 marathon win over Atlanta, tied for Lambeau's second-hottest game.

WARMEST DEC./JAN. HOME GAMES

| | | | | | | | |
|----|---|----|------|----------------------------|---|----|----|
| 57 | D | 2 | 1962 | Los Angeles Rams (Milw) | W | 41 | 10 |
| 53 | D | 13 | 2015 | Dallas Cowboys (GB) | W | 28 | 7 |
| 50 | D | 2 | 1973 | New Orleans Saints (Milw) | W | 30 | 10 |
| 45 | D | 9 | 1990 | Seattle Seahawks (Milw) | L | 14 | 20 |
| 45 | D | 28 | 2003 | Denver Broncos (GB) | W | 31 | 3 |
| 45 | D | 2 | 2012 | Minnesota Vikings (GB) | W | 23 | 14 |
| 43 | D | 5 | 1982 | Buffalo Bills (Milw) | W | 33 | 21 |
| 43 | D | 11 | 2011 | Oakland Raiders (GB) | W | 46 | 16 |
| 42 | D | 3 | 1961 | New York Giants (Milw) | W | 20 | 17 |
| 42 | D | 13 | 1998 | Chicago Bears (GB) | W | 26 | 20 |
| 41 | D | 17 | 2006 | Detroit Lions (GB) | W | 17 | 9 |
| 40 | D | 5 | 1965 | Minnesota Vikings (GB) | W | 24 | 19 |
| 40 | D | 18 | 1977 | San Francisco 49ers (Milw) | W | 16 | 14 |
| 40 | D | 6 | 1981 | Detroit Lions (GB) | W | 31 | 17 |

the Holiday Classic All-Star Game between the top talent from Sacramento and the East Bay following his senior season...Named first-team All-Diablo Foothill Athletic League and honorable mention all-metro...Hauled in 43 passes for 876 yards (20.4 avg.) and nine TDs as a senior...Earned second-team all-league honors as a junior after tallying 27 catches for 504 yards (18.7 avg.) and helping lead the team

to the league championship...Competed in the long jump, triple jump and spring events, setting school records in the 100 meters (10.72), 200 meters (22.15) and long jump (23-6)....**Community involvement:** Participated in the Green Bay Packers Give Back Celebrity Bowling Event... Residence: Martinez, Calif.

TREVOR DAVIS' PRO STATISTICS

| Year | Team | RECEIVING | | | | | | | RUSHING | | | | |
|------|-----------|-----------|----|----|-----|-----|----|----|---------|-----|-----|----|----|
| | | GP | GS | No | Yds | Avg | Lg | TD | Att | Yds | Avg | Lg | TD |
| 2016 | Green Bay | 11 | 0 | 3 | 24 | 8.0 | 9t | 1 | 0 | 0 | -- | -- | 0 |

| Year | Team | KICKOFF RETURNS | | | | | PUNT RETURNS | | | | | |
|------|-----------|-----------------|-----|------|----|----|--------------|----|-----|------|----|----|
| | | No | Yds | Avg | Lg | TD | No | FC | Yds | Avg | Lg | TD |
| 2016 | Green Bay | 3 | 64 | 21.3 | 26 | 0 | 9 | 11 | 115 | 12.8 | 55 | 0 |

| Year | Team | RECEIVING | | | | | | | RUSHING | | | | |
|------|-----------|-----------|----|----|-----|-----|----|----|---------|-----|-----|----|----|
| | | GP | GS | No | Yds | Avg | Lg | TD | Att | Yds | Avg | Lg | TD |
| 2016 | Green Bay | 2 | 0 | 0 | 0 | -- | -- | 0 | 0 | 0 | -- | -- | 0 |

| Year | Team | KICKOFF RETURNS | | | | | PUNT RETURNS | | | | | |
|------|-----------|-----------------|-----|-----|----|----|--------------|----|-----|-----|----|----|
| | | No | Yds | Avg | Lg | TD | No | FC | Yds | Avg | Lg | TD |
| 2016 | Green Bay | 0 | 0 | -- | -- | 0 | 0 | 0 | 0 | -- | -- | 0 |

Additional statistics: Fumbles-Lost — 1-1 in 2016.

NFL debut: at Minnesota, 9/18/16

First NFL reception: at Atlanta, 10/30/16 (6 yards, A.Rodgers)

First touchdown: at Atlanta, 10/30/16 (9 yards, A.Rodgers)

CAREER TRANSACTIONS

- 2016 Selected by Green Bay Packers in the fifth round (163rd overall) of '16 NFL Draft, April 30...Signed first contract, May 6.

DAVIS' SINGLE-GAME CAREER HIGHS

Receiving

Receptions 3, at Atl. (10/30/16)
Yards 24, at Atl. (10/30/16)
Long 9t, at Atl. (10/30/16)
Touchdowns 1, at Atl. (10/30/16)

Punt Returns

Returns 2,
at Atl. (10/30/16) and at Ten. (11/13/16)
Yards 60, at Atl. (10/30/16)
Long 55, at Atl. (10/30/16)

TREVOR DAVIS GAME-BY-GAME

2016, GREEN BAY

| Date | Opp | GP | GS | No | Yds | Avg | Lg | TD |
|-------------------|-----------------------|----------|----------|-----------|------------|-----------|-----------|----------|
| 09/11 | at Jax-W | | | | | | | |
| | (inactive — shoulder) | | | | | | | |
| 09/18 | at Min-L | 1 | 0 | 0 | 0 | -- | -- | 0 |
| 09/25 | Det-W | 1 | 0 | 0 | 0 | -- | -- | 0 |
| 10/09 | NYG-W | 0 | 0 | 0 | 0 | -- | -- | 0 |
| 10/16 | Dal-L | 1 | 0 | 0 | 0 | -- | -- | 0 |
| 10/20 | Chi-W | 1 | 0 | 0 | 0 | -- | -- | 0 |
| 10/30 | at Atl-L | 1 | 0 | 3 | 24 | 8.0 | 9t | 1 |
| 11/06 | Ind-L | 1 | 0 | 0 | 0 | -- | -- | 0 |
| 11/13 | at Ten-L | 1 | 0 | 0 | 0 | -- | -- | 0 |
| 11/20 | at Was-L | 1 | 0 | 0 | 0 | -- | -- | 0 |
| 11/28 | at Phi-W | 1 | 0 | 0 | 0 | -- | -- | 0 |
| 12/04 | Hou-W | | | | | | | |
| | (inactive) | | | | | | | |
| 12/11 | Sea-W | | | | | | | |
| | (inactive) | | | | | | | |
| 12/18 | at Chi-W | | | | | | | |
| | (inactive) | | | | | | | |
| 12/24 | Min-W | | | | | | | |
| | (did not play) | | | | | | | |
| 01/01 | at Det-W | 1 | 0 | 0 | 0 | -- | -- | 0 |
| '16 TOTALS | 11 | 0 | 3 | 24 | 8.0 | 9t | 1 | |
| 01/08 | NYG-W | | | | | | | |
| | (inactive) | | | | | | | |
| 01/15 | at Dal-W | 1 | 0 | 0 | 0 | -- | -- | 0 |
| 01/22 | at Atl-L | 1 | 0 | 0 | 0 | -- | -- | 0 |
| PLAYOFFS | 2 | 0 | 0 | 0 | 0 | -- | -- | 0 |

*NFC Wild Card Playoff; *NFC Divisional Playoff;*

**NFC Championship*

JAYRONE ELLIOTT

LINEBACKER | TOLEDO

Fourth NFL Season | Fourth Packers Season



Ht: 6-3 Wt: 255 | Born: November 11, 1991 | NFL Games Played/Started: 38/0 | Acquired: FA-14

PRO HIGHLIGHTS:

- Saw action in 11 games and posted 13 tackles (10 solo), a sack, five tackles for a loss, three QB pressures and a team-high 13 tackles on special teams in 2016.
- Played in 14 games in 2015, finishing No. 3 on the team with 11 special teams tackles and recording 17 tackles (14 solo), three sacks, two passes defended, an interception and a forced fumble on defense.
- After making the 53-man roster, played in 13 regular-season games and both postseason contests as a rookie in 2014.
- Finished 2014 with a career-high 15 special teams tackles, No. 1 among Packers rookies and No. 2 on the team behind S Sean Richardson (17).
- Posted a team-best six tackles on special teams during the 2014 postseason.
- Led the NFL with five sacks in the 2014 preseason, highlighted by a three-sack effort at St. Louis (Aug. 16).

2016 SEASON: Played in 11 games and posted 13 tackles (10 solo), a sack, five tackles for a loss and three QB pressures...Led the team with 13 tackles on special teams...Was sidelined for four games (Weeks 1-2, 16) due to injury and was inactive in Week 11 (healthy scratch)...Appeared in one postseason game and registered a tackle on special teams...

Vs. Detroit (Sept. 25): Played 28 snaps on defense and 14 on special teams in his season debut. Brought down WR Golden Tate for an 8-yard loss on an end-around midway through the second quarter, avoiding a block attempt from FB Michael Burton to tackle Tate in the backfield. Finished with two tackles (both solo) and a QB pressure and added two tackles on special teams, which was tied for the team lead...**Vs. N.Y. Giants (Oct. 9):** Appeared on 20 plays on special teams and tied for the team lead with two tackles for the second straight game. Also played seven snaps on defense...**At Atlanta (Oct. 30):** Played 14 snaps on defense and 12 on special teams, pacing the team with two tackles on special teams. Added a solo tackle on defense...**At Tennessee (Nov. 13):** Played 22 snaps on defense and posted two solo tackles and a QB pressure. Came from the left side and tripped up RB Derrick Henry in the backfield for a 2-yard loss late in the first quarter. Had another tackle for a loss when he came off the right side to bring down RB DeMarco Murray for a 2-yard loss on a fourth-quarter run. Added a tackle on special teams...**Vs. Houston (Dec. 4):** Played 24 snaps on defense and 18 on special teams. After the Packers scored to go up, 14-7, tripped up RB Akeem Hunt on the ensuing kickoff return at the Houston 15. Finished with a team-high two tackles on special teams...**Vs. Seattle (Dec. 11):** Played 20 snaps on defense and a team-high 20 on special teams, recording a career-high five tackles (four solo), a sack and a QB pressure on defense. On Seattle's opening drive, knifed past G Rees Odhiambo to bring down RB Thomas Rawls for a 1-yard loss on third-and-1 along with LB Jake Ryan as the Packers forced Seattle to settle for a FG. Early in the fourth quarter, blew by T George Fant to bring down QB Russell Wilson for an 8-yard sack...**At Chicago (Dec. 18):** Appeared

AT A GLANCE ...

- Saw action in 11 games and recorded a team-best 13 special teams tackles in 2016.
- Set career highs in games played (14), tackles (17), solo tackles (14), interceptions (one), passes defended (two), forced fumbles (one) and sacks (three) in 2015. Ranked No. 3 on the team with 11 special teams tackles.
- After making the 53-man roster, played in 13 regular-season games and both postseason contests as a rookie in 2014, contributing primarily on special teams.
- Finished the season with a career-high 15 special teams tackles in 2014, No. 1 among Packers rookies and No. 2 on the team behind S Sean Richardson (17).
- Posted a team-high six tackles on special teams during the 2014 postseason.
- A four-year letterman for Toledo, he played in 47 games with 12 starts at defensive end, finishing his career with 124 tackles (70 solo), including 22½ for a loss, 14 sacks, six forced fumbles and four passes defended.
- Earned first-team All-Mid-American Conference honors as a senior in 2013 after starting all 12 games and recording 70 tackles (43 solo), the third-highest total on the team.

on 11 plays on special teams and led the team with a season-high three tackles...**At Atlanta (NFC Championship, Jan. 22):** Played a team-high 20 snaps on special teams and posted a tackle.

2015: Played in 14 games and registered 17 tackles (14 solo), three sacks, three pressures, two QB hits, a forced fumble, an interception and two passes defended, all career highs...Ranked No. 3 on the team with 11 tackles on special teams...Missed two games (Weeks 16-17) and an NFC Wild Card contest due to a quad injury...Played in one play-off game...**At Chicago (Sept. 13):** Played a team-high 21 snaps on special teams and 19 on defense. Recorded two tackles (both solo) on defense and added two pressures, chasing QB Jay Cutler out of the pocket to force an incompleteness on Chicago's opening drive. Added a tackle on special teams...**Vs. Seattle (Sept. 20):** Had a hand in both of Green Bay's takeaways, with the turnovers coming on back-to-back series in the fourth quarter to help seal the victory. Posted his first career interception midway through the fourth after the Packers had just taken a 24-17 lead. On the play, was lined up at LOLB and dropped back into coverage to make a one-handed INT with his right hand as he stepped in front of RB Marshawn Lynch on a screen pass thrown by Wilson. Fumbled on the return, but recovered the ball at the Seattle 37 to help set up a 21-yard Mason Crosby FG that put Green Bay up, 27-17. After Crosby's field goal, chased down RB Fred Jackson after a short completion to punch the ball out, where it was recovered by DB Micah Hyde at the Green Bay 31 to seal the win. Also played a team-high 22 snaps on special teams and tied for the team lead with two tackles, including a stop of WR Tyler Lockett for no gain on a third-quarter punt return at the Seattle 46...**Vs. Kansas City (Sept. 28):** Played 15 snaps on defense and registered the first sack of his career. Early in the third quarter, came off

the left end unblocked and split RB Jamaal Charles and G Ben Grubbs as they attempted to block him in the backfield on his way to QB Alex Smith, bringing him down for a 10-yard loss at the Kansas City 35. Finished with two solo tackles. Played a team-high 25 snaps on special teams and was tied for the team lead with three tackles... **At San Francisco (Oct. 4):** Posted a sack in his second straight game, coming off the left side and making an inside move on T Erik Pears to get to QB Colin Kaepernick for a 7-yard loss to the Green Bay 22 to help force the 49ers to settle for a FG. Appeared on 14 plays on defense and 19 on special teams (tied for the team high)... **Vs. St. Louis (Oct. 11):** Played 24 snaps on defense and 22 on special teams. Registered a career-high four tackles on defense (three solo)... **At Carolina (Nov. 8):** Played 35 snaps on special teams, which was tied for the team high, and was tied for the team lead with two tackles... **Vs. Dallas (Dec. 13):** Played 13 snaps, but made an impact in his limited playing time with two tackles (both solo), a sack, a pressure, a QB hit and a pass defended. Came untouched off the right side to bring down QB Matt Cassel for a 7-yard sack with just under two minutes remaining in the game. Two plays later, deflected Cassel's pass intended for TE Jason Witten on fourth down, giving Green Bay the ball back to run out the clock in the 28-7 win... **At Oakland (Dec. 20):** Played 11 snaps on defense and 14 on special teams. Posted a solo tackle on defense and was tied for the team lead with two tackles on special teams. Sustained a quad injury in the second quarter and did not return... **At Arizona (NFC Divisional, Jan. 16):** Returned to action after missing three games with a quad injury and played 17 snaps on special teams.

2014: Played in 13 games and was inactive for three others... Posted three tackles (all solo), a QB hit and two pressures... Recorded 15 tackles on special teams, tops among Green Bay rookies and No. 2 on the team behind only Richardson (17)... Appeared in both postseason contests and led the team with six tackles on special teams... **At Detroit (Sept. 21):** Made his NFL debut, appearing on 15 plays on special teams... **At Chicago (Sept. 28):** Played on defense and special teams, seeing the first action of his career on defense. Appeared on 14 defensive snaps and posted a solo tackle. Registered two tackles on special teams... **At Miami (Oct. 12):** Played 17 snaps on special teams. Left the game briefly with an ankle injury, but did return... **Vs. Carolina (Oct. 19):** Appeared on 22 plays on special teams and registered two tackles... **Vs. Chicago (Nov. 9):** Appeared on four plays on defense, recording a solo tackle, and added a tackle on special teams... **Vs. Philadelphia (Nov. 16):** Inactive due to a hamstring injury sustained in Week 10 vs. Chicago... **At Minnesota (Nov. 23):** With LB Nick Perry sidelined due to a shoulder injury, saw the most significant action of his career to that point on defense (19 snaps). Posted a solo tackle and a pressure on defense and added a tackle on special teams... **Vs. New England (Nov. 30):** Saw limited action on defense (four snaps), but made an impact on special teams by leading the team with a career-high three tackles... **At Buffalo (Dec. 14):** Appeared on 22 plays on special teams and matched his career high with three tackles in the third phase, including a stop of WR Marcus Thigpen for no gain on a first-quarter punt... **At Tampa Bay (Dec. 21):** Played 16 snaps on defense, posting a QB hit and a pressure. Late in the fourth quarter, ran a stunt with DE Datone Jones to put a hit on QB Josh McCown, forcing him to throw a pass to RB Charles Sims over the middle as he was being brought down, a pass that was intercepted by Jones and returned 18 yards to the Tampa Bay 13. Added a tackle on special teams, bringing down RB Bobby Rainey on a first-quarter punt after a 5-yard return... **Vs. Dallas (NFC Divisional, Jan. 11):** Played 13 snaps on special teams and led the team with three tackles. Fought off a block by LB Dekoda Watson to trip up WR Dwayne Harris at the Dallas 18 after an 8-yard kickoff return in the first quarter... **At Seattle (NFC Champion-**

ship, Jan. 18): Appeared on 20 plays on special teams and led the team with three tackles... **2014 Draft:** Signed by Green Bay as a undrafted free agent on May 12.

COLLEGE: A four-year letterman for the Rockets, he played in 47 games with 12 starts at defensive end, finishing his career with 124 tackles (70 solo), including 22½ tackles for a loss, 14 sacks, six forced fumbles and four passes defended... Earned his degree in general studies... **Senior season (2013):** Earned first-team All-Mid-American Conference honors after starting all 12 games and recording 70 tackles (43 solo), the third-highest total on the team... Notched team highs in both tackles for a loss (14) and sacks (nine), and also led the team with five forced fumbles... Recorded 11 tackles (six solo), including 1½ for a loss, at Central Michigan (Sept. 21)... Talled six tackles (two solo), one sack and one forced fumble at Ball State (Sept. 28)... Compiled four tackles (two solo), a forced fumble, a sack and a pass defended in a 47-20 victory vs. Western Michigan (Oct. 5)... Set a new career high with 13 tackles (seven solo) and forced a fumble which he returned 68 yards for a TD in the Rockets' 45-44 double-overtime win vs. Navy (Oct. 19)... Recorded seven tackles, all solo, including three for a loss, and a career-high two sacks vs. Northern Illinois (Nov. 20)... **Junior season (2012):** Played in all 13 games, totaling 18 tackles (12 solo) and a team-high six sacks... Finished third on the team with seven tackles for a loss... Talled three tackles (two solo) and notched two sacks in a 38-28 win vs. Coastal Carolina (Sept. 22)... Dropped QB Tyler Van Tubbergen for a 10-yard loss at Western Michigan (Sept. 29)... Found the quarterback for the third week in a row, bringing down QB Ryan Radcliff for a loss of 8 yards on third-and-11 vs. Central Michigan (Oct. 6)... Tied his season high with three tackles (two solo), and added a half-sack vs. Cincinnati (Oct. 20)... Reached the quarterback for the sixth straight game when he notched a sack at Buffalo (Oct. 27)... **Sophomore season (2011):** Appeared in all 13 games, recording 31 tackles (13 solo), his first career sack and his first career INT... Recorded a season-high five tackles (three solo) and forced a fumble on the game-deciding two-point conversion to help preserve the 42-41 win vs. Air Force in the Military Bowl (Dec. 28)... **Freshman season (2010):** Appeared in nine games and notched five tackles (two solo)... Recorded two tackles (one solo) at Boise State (Oct. 9) and vs. Bowling Green (Nov. 17).

PERSONAL: Given name Jayrone Carez Elliott... First name is pronounced jay-RONE... Born in Cleveland... Has two sons, Braylon and Bleu... Brother, Andre Elliott, played safety at Youngstown State from 2007-10... Is friends with Panthers WR Ted Ginn Jr., Texans WR Cecil Shorts III and former Packers S Brandian Ross... **High school:** Attended Glenville (Ohio) High School, where he played DE and earned first-team all-district, third-team all-state and *Cleveland Plain Dealer* All-Star Team honors as a senior... Rated as the No. 81 OLB in the country and the No. 32 OLB in Ohio by Rivals.com... Also named first-team Ohio by Rivals.com... Helped lead his team to the Division I state title game that season while recording 98 tackles and 17 sacks... Also received two letters in basketball... **Community involvement:** Was the Packers' nominee for the 2016 Walter Payton NFL Man of the Year... Received the 2016 community service award at the annual Green Bay Area Chamber of Commerce Welcome Back luncheon... Took part in the Children's Heart Foundation Golf outing in Fond du Lac as well as the Green Bay Packers Give Back Celebrity Bowling event... Interacted with students from six schools from the Hortonville Area School District at Greenville Middle School as part of the NFL's Fuel Up to Play 60 program... Participated in the PALS Program-Packers Play 60 Night... Visited Edison Middle School and Red Smith Middle School as part of Bellin Health's Play 60 Challenge... Spoke to children at St. John the Baptist in Plymouth, Wis.,

Hortonville Elementary (Wis.), Central Trail Elementary in Sylva, Ohio and Cesar Chavez High School in Phoenix, Ariz. ...Participated in signings at high school football games for breast cancer awareness...Guided kids through drills at the Packers Youth Football Camp and at the Junior Power Pack

Kids Clinic...Filmed a PSA for Toys for Tots...Visited local elementary schools during his time at Toledo and received the team's community service award in December 2013... Residence: Cleveland, Ohio.

JAYRONE ELLIOTT'S PRO STATISTICS

| Year | Team | GP | GS | —Tackles— | | | | Interceptions | | | | | Fumbles | | | | |
|---------------------------------|-----------|-----------|----------|-----------|-----------|----------|----------|---------------|----------|----------|----------|----------|----------|----------|----------|----------|----------|
| | | | | Tot | Solo | Asst | Sk | Yds | No | Yds | Lg | TD | PD | FF | FR | Yds | |
| 2014 | Green Bay | 13 | 0 | 3 | 3 | 0 | 0 | 0 | 0 | 0 | 0 | 0 | 0 | 0 | 0 | 0 | 0 |
| 2015 | Green Bay | 14 | 0 | 17 | 14 | 3 | 3 | 24 | 1 | 0 | 0 | 0 | 2 | 1 | 0 | 0 | 0 |
| 2016 | Green Bay | 11 | 0 | 13 | 10 | 3 | 1 | 8 | 0 | 0 | 0 | 0 | 0 | 0 | 0 | 0 | 0 |
| NFL totals (three years) | | 38 | 0 | 33 | 27 | 6 | 4 | 32 | 1 | 0 | 0 | 0 | 2 | 1 | 0 | 0 | 0 |

PLAYOFFS

| Year | Team | GP | GS | —Tackles— | | | | Interceptions | | | | | Fumbles | | | | |
|-------------------|-----------|----------|----------|-----------|----------|----------|----------|---------------|----------|----------|----------|----------|----------|----------|----------|----------|----------|
| | | | | Tot | Solo | Asst | Sk | Yds | No | Yds | Lg | TD | PD | FF | FR | Yds | |
| 2014 | Green Bay | 2 | 0 | 0 | 0 | 0 | 0 | 0 | 0 | 0 | 0 | 0 | 0 | 0 | 0 | 0 | 0 |
| 2015 | Green Bay | 1 | 0 | 0 | 0 | 0 | 0 | 0 | 0 | 0 | 0 | 0 | 0 | 0 | 0 | 0 | 0 |
| 2016 | Green Bay | 1 | 0 | 0 | 0 | 0 | 0 | 0 | 0 | 0 | 0 | 0 | 0 | 0 | 0 | 0 | 0 |
| Postseason | | 4 | 0 | 0 | 0 | 0 | 0 | 0 | 0 | 0 | 0 | 0 | 0 | 0 | 0 | 0 | 0 |

Additional statistics: Career sacks — Matt Cassel, Colin Kaepernick, Alex Smith, Russell Wilson. Career interceptions — Russell Wilson. Special teams tackles — 15 in 2014, 6 in '14 playoffs, 11 in 2015, 13 in 2016, 1 in '16 playoffs; NFL total: 39.

NFL debut: at Detroit, 9/21/14

First interception: vs. Seattle, 9/20/15 (R.Wilson)

First sack: vs. Kansas City, 9/28/15 (A.Smith)

CAREER TRANSACTIONS

- 2014 Signed by Green Bay Packers as undrafted free agent, May 12.
- 2017 Re-signed by Packers as free agent, March 14.

ELLIOTT'S SINGLE-GAME CAREER HIGHS

Tackles

Total 5, vs. Sea. (12/11/16)
Solo 4, vs. Sea. (12/11/16)

Sacks

..... 1, four times
(last: vs. Sea., 12/11/16)

JAYRONE ELLIOTT GAME-BY-GAME

2014, GREEN BAY

| Date | Opp | GP | GS | Tot | So | As | Sk | Yd | Int | Yd | Lg | TD | PD | FF | FR |
|-------------------|----------|-----------|----------|----------|----------|----------|----------|----------|------------------------|----------|----------|----------|----------|----------|----------|
| 09/04 | at Sea-L | | | | | | | | (inactive) | | | | | | |
| 09/14 | NYJ-W | | | | | | | | (inactive) | | | | | | |
| 09/21 | at Det-L | 1 | 0 | 0 | 0 | 0 | 0 | 0 | 0 | 0 | 0 | 0 | 0 | 0 | 0 |
| 09/28 | at Chi-W | 1 | 0 | 1 | 1 | 0 | 0 | 0 | 0 | 0 | 0 | 0 | 0 | 0 | 0 |
| 10/02 | Min-W | 1 | 0 | 0 | 0 | 0 | 0 | 0 | 0 | 0 | 0 | 0 | 0 | 0 | 0 |
| 10/12 | at Mia-W | 1 | 0 | 0 | 0 | 0 | 0 | 0 | 0 | 0 | 0 | 0 | 0 | 0 | 0 |
| 10/19 | Car-W | 1 | 0 | 0 | 0 | 0 | 0 | 0 | 0 | 0 | 0 | 0 | 0 | 0 | 0 |
| 10/26 | at NO-L | 1 | 0 | 0 | 0 | 0 | 0 | 0 | 0 | 0 | 0 | 0 | 0 | 0 | 0 |
| 11/09 | Chi-W | 1 | 0 | 1 | 1 | 0 | 0 | 0 | 0 | 0 | 0 | 0 | 0 | 0 | 0 |
| 11/16 | Phi-W | | | | | | | | (inactive — hamstring) | | | | | | |
| 11/23 | at Min-W | 1 | 0 | 1 | 1 | 0 | 0 | 0 | 0 | 0 | 0 | 0 | 0 | 0 | 0 |
| 11/30 | NE-W | 1 | 0 | 0 | 0 | 0 | 0 | 0 | 0 | 0 | 0 | 0 | 0 | 0 | 0 |
| 12/08 | Ati-W | 1 | 0 | 0 | 0 | 0 | 0 | 0 | 0 | 0 | 0 | 0 | 0 | 0 | 0 |
| 12/14 | at Buf-L | 1 | 0 | 0 | 0 | 0 | 0 | 0 | 0 | 0 | 0 | 0 | 0 | 0 | 0 |
| 12/21 | at TB-W | 1 | 0 | 0 | 0 | 0 | 0 | 0 | 0 | 0 | 0 | 0 | 0 | 0 | 0 |
| 12/28 | Det-W | 1 | 0 | 0 | 0 | 0 | 0 | 0 | 0 | 0 | 0 | 0 | 0 | 0 | 0 |
| '14 TOTALS | | 13 | 0 | 3 | 3 | 0 | 0 | 0 | 0 | 0 | 0 | 0 | 0 | 0 | 0 |
| 01/11 | Dal-W | 1 | 0 | 0 | 0 | 0 | 0 | 0 | 0 | 0 | 0 | 0 | 0 | 0 | 0 |
| 01/18 | at Sea-L | 1 | 0 | 0 | 0 | 0 | 0 | 0 | 0 | 0 | 0 | 0 | 0 | 0 | 0 |
| PLAYOFFS | | 0 | 0 | 0 | 0 | 0 | 0 | 0 | 0 | 0 | 0 | 0 | 0 | 0 | 0 |

•NFC Divisional Playoff; •NFC Championship

2015, GREEN BAY

| Date | Opp | GP | GS | Tot | So | As | Sk | Yd | Int | Yd | Lg | TD | PD | FF | FR |
|-------|----------|----|----|-----|----|----|----|----|-----|----|----|----|----|----|----|
| 09/13 | at Chi-W | 1 | 0 | 2 | 2 | 0 | 0 | 0 | 0 | 0 | 0 | 0 | 0 | 0 | 0 |
| 09/20 | Sea-W | 1 | 0 | 1 | 1 | 0 | 0 | 1 | 0 | 0 | 0 | 1 | 1 | 0 | 0 |
| 09/28 | KC-W | 1 | 0 | 2 | 2 | 0 | 1 | 10 | 0 | 0 | 0 | 0 | 0 | 0 | 0 |
| 10/04 | at SF-W | 1 | 0 | 1 | 1 | 0 | 1 | 7 | 0 | 0 | 0 | 0 | 0 | 0 | 0 |
| 10/11 | StL-W | 1 | 0 | 4 | 3 | 1 | 0 | 0 | 0 | 0 | 0 | 0 | 0 | 0 | 0 |
| 10/18 | SD-W | 1 | 0 | 0 | 0 | 0 | 0 | 0 | 0 | 0 | 0 | 0 | 0 | 0 | 0 |
| 11/01 | at Den-L | 1 | 0 | 0 | 0 | 0 | 0 | 0 | 0 | 0 | 0 | 0 | 0 | 0 | 0 |
| 11/08 | at Car-L | 1 | 0 | 0 | 0 | 0 | 0 | 0 | 0 | 0 | 0 | 0 | 0 | 0 | 0 |
| 11/15 | Det-L | 1 | 0 | 0 | 0 | 0 | 0 | 0 | 0 | 0 | 0 | 0 | 0 | 0 | 0 |
| 11/22 | at Min-W | 1 | 0 | 1 | 1 | 0 | 0 | 0 | 0 | 0 | 0 | 0 | 0 | 0 | 0 |
| 11/26 | Chi-L | 1 | 0 | 2 | 1 | 0 | 0 | 0 | 0 | 0 | 0 | 0 | 0 | 0 | 0 |
| 12/03 | at Det-W | 1 | 0 | 1 | 1 | 0 | 0 | 0 | 0 | 0 | 0 | 0 | 0 | 0 | 0 |

| Date | Opp | GP | GS | Tot | So | As | Sk | Yd | Int | Yd | Lg | TD | PD | FF | FR |
|-------------------|----------|-----------|----------|-----------|-----------|----------|----------|-----------|------------------------|----------|----------|----------|----------|----------|----------|
| 12/13 | Dal-W | 1 | 0 | 2 | 2 | 0 | 1 | 7 | 0 | 0 | 0 | 0 | 1 | 0 | 0 |
| 12/20 | at Oak-W | 1 | 0 | 1 | 1 | 0 | 0 | 0 | 0 | 0 | 0 | 0 | 0 | 0 | 0 |
| 12/27 | at Ari-L | | | | | | | | (inactive — quadricep) | | | | | | |
| 01/03 | Min-L | | | | | | | | (inactive — quadricep) | | | | | | |
| '15 TOTALS | | 14 | 0 | 17 | 14 | 3 | 3 | 24 | 1 | 0 | 0 | 2 | 1 | 0 | 0 |
| 01/10 | at Was-W | | | | | | | | (inactive — quadricep) | | | | | | |
| 01/16 | at Ari-L | 1 | 0 | 0 | 0 | 0 | 0 | 0 | 0 | 0 | 0 | 0 | 0 | 0 | 0 |
| PLAYOFFS | | 1 | 0 | 0 | 0 | 0 | 0 | 0 | 0 | 0 | 0 | 0 | 0 | 0 | 0 |

•NFC Wild Card Playoff; •NFC Divisional Playoff

2016, GREEN BAY

| Date | Opp | GP | GS | Tot | So | As | Sk | Yd | Int | Yd | Lg | TD | PD | FF | FR |
|-------------------|----------|-----------|----------|-----------|-----------|----------|----------|----------|------------------------|----------|----------|----------|----------|----------|----------|
| 09/11 | at Jax-W | | | | | | | | (inactive — hamstring) | | | | | | |
| 09/18 | at Min-L | | | | | | | | (inactive — hamstring) | | | | | | |
| 09/25 | Det-W | 1 | 0 | 2 | 2 | 0 | 0 | 0 | 0 | 0 | 0 | 0 | 0 | 0 | 0 |
| 10/09 | NYG-W | 1 | 0 | 0 | 0 | 0 | 0 | 0 | 0 | 0 | 0 | 0 | 0 | 0 | 0 |
| 10/16 | Dal-L | 1 | 0 | 2 | 2 | 0 | 0 | 0 | 0 | 0 | 0 | 0 | 0 | 0 | 0 |
| 10/20 | Chi-W | 1 | 0 | 0 | 0 | 0 | 0 | 0 | 0 | 0 | 0 | 0 | 0 | 0 | 0 |
| 10/30 | at Atl-L | 1 | 0 | 1 | 1 | 0 | 0 | 0 | 0 | 0 | 0 | 0 | 0 | 0 | 0 |
| 11/06 | Ind-L | 1 | 0 | 0 | 0 | 0 | 0 | 0 | 0 | 0 | 0 | 0 | 0 | 0 | 0 |
| 11/13 | at Ten-L | 1 | 0 | 2 | 2 | 0 | 0 | 0 | 0 | 0 | 0 | 0 | 0 | 0 | 0 |
| 11/20 | at Was-L | | | | | | | | (inactive) | | | | | | |
| 11/28 | at Phi-W | 1 | 0 | 1 | 1 | 0 | 0 | 0 | 0 | 0 | 0 | 0 | 0 | 0 | 0 |
| 12/04 | Hou-W | 1 | 0 | 0 | 0 | 0 | 0 | 0 | 0 | 0 | 0 | 0 | 0 | 0 | 0 |
| 12/11 | Sea-W | 1 | 0 | 5 | 4 | 1 | 1 | 8 | 0 | 0 | 0 | 0 | 0 | 0 | 0 |
| 12/18 | at Chi-W | 1 | 0 | 0 | 0 | 0 | 0 | 0 | 0 | 0 | 0 | 0 | 0 | 0 | 0 |
| 12/24 | Min-W | | | | | | | | (inactive — hand) | | | | | | |
| 01/01 | at Det-W | | | | | | | | (inactive — hand) | | | | | | |
| '16 TOTALS | | 11 | 0 | 10 | 10 | 3 | 1 | 8 | 0 | 0 | 0 | 0 | 0 | 0 | 0 |
| 01/08 | NYG-W | | | | | | | | (inactive — hand) | | | | | | |
| 01/15 | Dal-W | | | | | | | | (inactive — hand) | | | | | | |
| 01/22 | at Atl-L | 1 | 0 | 0 | 0 | 0 | 0 | 0 | 0 | 0 | 0 | 0 | 0 | 0 | 0 |
| PLAYOFFS | | 1 | 0 | 0 | 0 | 0 | 0 | 0 | 0 | 0 | 0 | 0 | 0 | 0 | 0 |

•NFC Wild Card Playoff; •NFC Divisional Playoff; •NFC Championship

JAHRI EVANS

GUARD | BLOOMSBURG

12th NFL Season | First Packers Season

PRO BOWLS: 2009-14



Ht: 6-4 Wt: 318 | Born: August 22, 1983 | NFL Games Played/Started: 169/169 | Acquired: UFA (NO)-17

AT A GLANCE ...

- Has been selected to six Pro Bowls (2009-14) and has been named first-team All-Pro by *The Associated Press* four times (2009-12) during his career. Is tied with Ravens G Marshal Yanda for the most Pro Bowl appearances by an NFL guard since '09.
- Has started all 169 games he has played in since entering the league in 2006, the most games played by an active NFL offensive lineman over that span.
- Helped the Saints finish in the top six in the league in total offense in all 11 of his seasons in New Orleans (2006-16), including six No. 1 rankings (2006, 2008-09, 2011, 2014, 2016).
- Has started all 16 contests in nine of his 11 seasons in the league, missing just seven career games due to injury.
- Ranks No. 2 in Saints history among offensive linemen with 169 career games played, trailing only Stan Brock (186, 1980-92).
- Was named to his first career Pro Bowl and earned first-team All-Pro recognition from *AP* for the first time in 2009, a season that was capped off with the Saints' victory over Indianapolis in Super Bowl XLIV.
- Entered the NFL with New Orleans in 2006 as a fourth-round pick (No. 108 overall) out of Bloomsburg (Pa.) University, where he was a finalist for the Division II Gene Upshaw Player of the Year Award in both of his final two seasons.

PRO HIGHLIGHTS:

➤ *Signed with the Packers as an unrestricted free agent on April 26, 2017, after playing for the New Orleans Saints for his first 11 seasons (2006-16) in the NFL.*

➤ *Has been selected to six Pro Bowls (2009-14) during his career and has been named first-team All-Pro by The Associated Press four times (2009-12). Is tied with Ravens G Marshal Yanda for the most Pro Bowl appearances by a guard since '09.*

➤ *Among Saints offensive linemen, his six Pro Bowl appearances rank No. 2 in team history behind only Hall of Fame T Willie Roaf (seven).*

➤ *Has started all 169 games he has played in since entering the league in 2006, the most games played by an active NFL offensive lineman over that span.*

➤ *Has started all 16 games in nine of his 11 seasons in the league, missing just seven career games due to injury.*

➤ *Ranks No. 2 in Saints history among offensive linemen with 169 career games played, trailing only Stan Brock (186, 1980-92).*

➤ *Started the first 114 games of his career before missing his first career contest in 2013 vs. Arizona in Week 3 due to a hamstring injury.*

➤ *Helped the Saints finish in the top six in the league in total offense in all 11 of his seasons in New Orleans (2006-16), including six No. 1 rankings (2006, 2008-09, 2011, 2014, 2016).*

➤ *Was part of offensive lines in New Orleans that finished in the top 10 in the NFL in sacks allowed in all 11 of his seasons with the Saints.*

➤ *Helped the Saints register 37 zero-sack games from 2006-16, the third most in the league over that span behind only Indianapolis (42) and the N.Y. Giants (39).*

➤ *Helped the Saints finish in the top 10 in the NFL in scoring in nine of his 11 seasons, including No. 1 rankings in 2008 and 2009.*

➤ *Helped protect QB Drew Brees as he posted an NFL-record five 5,000-yard passing seasons (2008, 2011-13, 2016), with four other QBs tied for No. 2 with one 5,000-yard season each.*

➤ *Was named to his first career Pro Bowl and earned first-team All-Pro recognition for the first time in 2009, a season that was capped off with the Saints' victory over Indianapolis in Super Bowl XLIV.*

➤ *Entered the NFL with New Orleans in 2006 as a fourth-round pick (No. 108 overall) out of Bloomsburg (Pa.) University, the first player to be selected out of the school since T Eric Jonassen in 1992 (San Diego, fifth round).*

2016 SEASON: Started all 16 games at RG for the ninth time in his career...Helped the Saints rank No. 1 in the NFL in yards per game (426.0), No. 2 in points per game (29.3) and No. 6 in sacks allowed (27)...Blocked for Brees as he set an NFL single-season record for completions with

471...Helped Brees (5,208) and RB Mark Ingram (1,043) become just the second 5,000-yard passing/1,000-yard rushing duo in NFL history (Peyton Manning/Knowshon Moreno, 2013)...Was with the Seattle Seahawks during the preseason before being released on Sept. 3...Re-signed with New Orleans on Sept. 7...**At San Francisco (Nov. 6):** Helped clear holes for a rushing attack that generated a season-high 248 yards on 42 carries (5.9 avg.), the best total posted by the Saints since a 249-yard effort at Cincinnati on Nov. 4, 1990...**Vs. Los Angeles (Nov. 27):** Part of a line that protected Brees as he threw for 310 yards and four TDs with no INTs for a 139.6 rating. Also helped clear the way for Ingram's 146 yards rushing on 14 carries (10.4 avg.).

2015: Started all 11 games he appeared in at RG, missing five contests due to knee and ankle injuries...Helped the Saints rank No. 2 in yards per game (403.2)...**Vs. N.Y. Giants (Nov. 1):** Helped the offense rack up a season-high 608 yards in the 52-49 win, with the 101 combined points tying for the third-highest scoring game in NFL history. Protected Brees as he threw for 505 yards and an NFL-record-tying seven TDs on 39-of-50 passing.

2014: Opened all 16 games at RG as he was named to his sixth straight Pro Bowl...Part of an offense that led the league in yards per game (411.4)...Protected Brees as he threw for 4,952 yards, which was tied for No. 1 in the NFL...Blocked for Ingram as he rushed for 964 yards and nine TDs on 226 carries (4.3 avg.)...**Vs. Green Bay (Oct. 26):** Cleared holes for Ingram as he posted a career-high 172 yards rushing on 24 carries (7.2 avg.), with Brees adding 311 yards passing and three TDs with no INTs for a 138.4 passer rating.

2013: Started all 14 contests he appeared in at RG, earning Pro Bowl honors for the fifth consecutive season... Was named second-team All-Pro by AP... Joined teammate Ben Grubbs to become the second Saints guard tandem to be selected to the Pro Bowl... Helped the offense rank No. 4 in yards per game (399.4)... Also started both postseason games... **Vs. Arizona (Sept. 22):** Dressed, but did not play due to a hamstring injury, snapping a streak of 114 consecutive starts to open his career, the longest by a Saint and the second-longest games-started streak in team history... **Vs. Dallas (Nov. 10):** Part of an offense that posted a franchise-record 625 total yards, with Brees throwing for 392 yards and four TDs and Ingram rushing for 145 yards and a TD on just 14 carries (10.4 avg.).

2012: Started all 16 games at RG for the seventh consecutive season, earning first-team All-Pro recognition from AP and Pro Bowl honors for the fourth straight year... Part of an offense that ranked No. 2 in yards per game (410.9), No. 3 in points per game (28.8) and tied for No. 3 in sacks allowed (26)... **At Dallas (Dec. 23):** Part of a line that did not allow a sack as the offense racked up 33 first downs and 562 total yards, including 446 yards passing and three TDs from Brees.

2011: Started all 16 games at RG for an offense that set a single-season NFL record by averaging 467.1 yards per

game... Earned first-team AP All-Pro honors and Pro Bowl recognition for the third straight season... Part of a line that helped the Saints rank No. 2 in points per game (34.2) and tied for No. 2 in sacks allowed (24)... Protected Brees as he threw for 5,476 yards, the second most in NFL history, on his way to being named the AP Offensive Player of the Year... Helped Brees post a league single-season record 13 games with 300-plus passing yards... Also started both postseason games... **At Minnesota (Dec. 18):** Part of a line that did not allow a sack as Brees threw for 412 yards and five TDs with no INTs on 32-of-40 passing for a season-high 149.2 passer rating... **Vs. New Orleans (Jan. 1):** Helped the offense rack up 617 total yards, the second most in a game in team history.

2010: Opened all 16 games at RG, earning first-team All-Pro honors from AP... Also was selected as a Pro Bowl starter for the second straight year, joining Carl Nicks to become the first guard tandem for the Saints to be named to the Pro Bowl... Part of an offense that ranked No. 6 in the NFL in yards per game (372.5) and No. 5 in sacks allowed (26)... Also started in the team's playoff game... **Vs. Seattle (Nov. 10):** Part of a line that did not allow a sack of Brees as he threw for 382 yards and four TDs on 29-of-43 passing.

PACKERS AMONG THE BEST IN THE POSTSEASON

On the heels of 19 playoff appearances in the last 24 years, including three trips to the Super Bowl, the Packers own the third-best postseason winning percentage in National Football League history. They have won 34 of 52 playoff games, starting with their first-ever postseason contest – the 1936 NFL Championship Game, a 21-6 victory over the Boston Redskins. The standings:

| Franchise | W | L | Pct | Pts | Opp |
|--------------------------|-----------|-----------|-------------|--------------|--------------|
| Baltimore Ravens | 15 | 8 | .652 | 517 | 378 |
| *New England Patriots | 32 | 19 | .627 | 1,116 | 1,045 |
| Green Bay Packers | 34 | 22 | .607 | 1,220 | 1,189 |
| Pittsburgh Steelers | 36 | 24 | .600 | 1,399 | 1,256 |
| San Francisco 49ers | 30 | 20 | .600 | 1,264 | 1,047 |
| *Oakland Raiders | 25 | 19 | .568 | 1,042 | 824 |
| Carolina Panthers | 9 | 7 | .563 | 363 | 336 |
| Dallas Cowboys | 34 | 27 | .557 | 1,431 | 1,178 |
| Denver Broncos | 23 | 19 | .548 | 906 | 1,044 |
| *Washington Redskins | 23 | 19 | .548 | 851 | 766 |
| Seattle Seahawks | 16 | 15 | .516 | 725 | 671 |
| New York Giants | 24 | 25 | .490 | 878 | 927 |
| *Indianapolis Colts | 22 | 23 | .489 | 918 | 965 |
| Miami Dolphins | 20 | 21 | .488 | 801 | 905 |
| Chicago Bears | 17 | 18 | .486 | 751 | 726 |
| Buffalo Bills | 14 | 15 | .483 | 681 | 658 |
| New York Jets | 12 | 13 | .480 | 510 | 508 |
| Philadelphia Eagles | 19 | 21 | .475 | 781 | 746 |
| Jacksonville Jaguars | 5 | 6 | .455 | 262 | 288 |
| *Los Angeles Rams | 19 | 24 | .442 | 770 | 944 |
| *Arizona Cardinals | 7 | 9 | .438 | 362 | 457 |
| New Orleans Saints | 7 | 9 | .438 | 405 | 459 |
| Houston Texans | 3 | 4 | .429 | 134 | 162 |
| *Tennessee Titans | 14 | 19 | .424 | 579 | 762 |
| Atlanta Falcons | 9 | 13 | .409 | 507 | 564 |
| Minnesota Vikings | 19 | 28 | .404 | 919 | 1,051 |
| Tampa Bay Buccaneers | 6 | 9 | .400 | 230 | 279 |
| *Los Angeles Chargers | 11 | 17 | .393 | 532 | 626 |
| Cleveland Browns | 11 | 20 | .355 | 629 | 728 |
| Detroit Lions | 7 | 13 | .350 | 419 | 499 |
| *Kansas City Chiefs | 9 | 17 | .346 | 457 | 565 |
| Cincinnati Bengals | 5 | 14 | .263 | 336 | 433 |

*— **Arizona** totals include two games when franchise was in Chicago (won 28-21, lost 7-0) and three games when franchise was in St. Louis (lost 30-14, lost 35-23, lost 41-16); **Indianapolis** totals include 15 games when franchise was in Baltimore (won 8, lost 7, 264 points scored, 262 points allowed); **Kansas City** totals include one game while franchise was Dallas Texans (won 20-17); **Los Angeles Chargers** totals include 27 games when franchise was in San Diego (won 11, lost 16, 516 points scored, 602 points allowed); **Los Angeles Rams** totals include one game when franchise was in Cleveland (won 15-14) and 10 games when franchise was in St. Louis (won 6, lost 4, 269 points scored, 247 points allowed); **New England** totals include two games when franchise was in Boston (won 26-8, lost 51-10); **Oakland** totals include 12 games when franchise was in Los Angeles (won 6, lost 6, 268 points scored, 224 points allowed); **Tennessee** totals include 22 games when franchise was in Houston and known as the Oilers (won 9, lost 13, 371 points scored, 533 points allowed); **Washington** totals include one game when franchise was in Boston (lost 21-6).

2009: Started all 16 games at RG, earning unanimous first-team All-Pro honors from *AP* for the first time in his career...Also earned his first career Pro Bowl selection, becoming just the fourth guard in team history at that point to be named to the Pro Bowl (Jake Kupp, 1969; Brad Edelman, 1987; LeCharles Bentley, 2003)...Part of an offense that led the league in yards per game (403.8) and points per game (31.9)...Member of a line that allowed just 20 sacks on the season, good for No. 4 in the league...Also started all three postseason contests, helping the Saints register 30-plus points in all three games on the way to a Super Bowl title...**Vs. New England (Nov. 30):** Helped protect Brees as he set a single-game team record with a perfect 158.3 passer rating (18 of 23 for 371 yards and five TDs with no INTs)...**Vs. Indianapolis (Super Bowl XLIV, Feb. 7):** Started at RG, helping to protect Brees as he threw for 288 yards and two TDs with no INTs for a 114.5 passer rating in the 31-17 win as the Saints won their first world title.

2008: Opened all 16 games at RG, helping the line allow a franchise-low 13 sacks on the season...Part of an offense that ranked No. 1 in the league in yards per game (410.7) and points per game (28.9)...Helped protect Brees as he led the NFL in passing yards (5,069) and ranked tied for No. 1 in passing TDs (34) on his way to earning *AP* Offensive Player of the Year honors...**Vs. Green Bay (Nov. 24):** Blocked for Brees as he completed 20 of 26 passes for 323 yards and four TDs for a 157.5 passer rating, the second-best single-game rating in franchise history.

2007: Started all 16 contests at RG, helping the Saints rank No. 4 in the NFL in yards per game (361.3)...Part of a line that led the league in sacks allowed with 16, the third-fewest allowed in a season in team history...Helped the line record a league-best six zero-sack games...**Vs. Jacksonville (Nov. 4):** Helped protect Brees as he threw for 445 yards and three TDs with no INTs on 35-of-49 passing for a 119.9 passer rating.

2006: Started all 16 games at RG, the first offensive line-man to start every game for the Saints as a rookie since Roaf in 1993...Became the first guard to open every game as a rookie for New Orleans since Edelman in 1982...Was part of an offense that ranked No. 1 in the league in yards per game (391.5) and No. 5 in points per game (25.8)...Part of a line that allowed just 23 sacks on the season, the fourth fewest in the league...Also started both postseason contests...Moved into the starting lineup early in the

preseason...**At Cleveland (Sept. 10):** Started at RG in his NFL debut...**At Pittsburgh (Nov. 12):** Helped the offense rack up 513 total yards, highlighted by 398 yards from Brees on 31-of-47 passing...**Vs. Cincinnati (Nov. 19):** Protected Brees as he threw for 510 yards, the most in a game in team history...**Vs. Philadelphia (NFC Divisional, Jan. 13):** Started at RG in his NFL playoff debut, helping the Saints post 27 first downs and 435 total yards in the 27-24 win.

COLLEGE: Was a finalist for the Division II Gene Upshaw Offensive Player of the Year Award as a junior and as a senior...Anchored the Bloomsburg (Pa.) offensive line at left tackle after taking over as the starter at the position as a sophomore...Graduated with a degree in exercise science...Earned his executive MBA last summer from the University of Miami (Fla.)...**Senior season (2005):** Was part of an offensive line that allowed only 13 sacks in 12 games...Helped the Huskies average 284.3 rushing yards per game, good for No. 8 in the country...Notched 109 knockdowns and graded out at 85-plus percent for blocking consistency...**Junior season (2004):** Was part of an offense that registered 4,187 total yards in 10 games...Registered 88 knockdowns with 10 TD-resulting blocks...**Sophomore season (2003):** Took over as the starter at LT, posting 49 knockdowns and eight TD-resulting blocks...**Redshirt freshman season (2002):** Appeared in 10 games as a reserve tackle.

PERSONAL: Given name Jahri Divine Evans...First name is pronounced jah-REE...Nickname is "Jah"...Born in Philadelphia, Pa. ...Married to Takia...Serves as a part-owner of the Arena Football League's Philadelphia Soul...**High school:** Was a three-year letterman at Frankford High in Philadelphia, helping his team to an undefeated regular season and a berth in the state semifinals as a junior...Missed his entire senior season after suffering a fractured leg playing basketball prior to his senior year...Concentrated on academics and attended Bloomsburg on an academic scholarship...Also played basketball for one season and lettered in track (shot put) as a senior...**Community involvement:** Established the Jahri Evans Foundation in 2007...Has hosted free football camps for kids and awarded scholarships to student-athletes entering college...Helped build houses in New Orleans through United Way...Has served as a spokesperson for AEDs with the goal of getting defibrillators in all Philadelphia public schools...Residence: Pensacola, Fla.

JAHRI EVANS' PRO GAMES PLAYED/STARTED

| Year | Team | GP | GS |
|------------------------------|-------------|------------|------------|
| 2006 | New Orleans | 16 | 16 |
| 2007 | New Orleans | 16 | 16 |
| 2008 | New Orleans | 16 | 16 |
| 2009 | New Orleans | 16 | 16 |
| 2010 | New Orleans | 16 | 16 |
| 2011 | New Orleans | 16 | 16 |
| 2012 | New Orleans | 16 | 16 |
| 2013 | New Orleans | 14 | 14 |
| 2014 | New Orleans | 16 | 16 |
| 2015 | New Orleans | 11 | 11 |
| 2016 | New Orleans | 16 | 16 |
| NFL totals (11 years) | | 169 | 169 |
| Postseason | | 10 | 19 |

Additional statistics: Miscellaneous fumble recoveries — 2 in 2006, 1 in '06 playoffs, 1 in 2007, 1 in '09 playoffs, 1 in '13 playoffs, 1 in 2014; NFL total: 4.

NFL debut/first start: at Cleveland, 9/10/06

CAREER TRANSACTIONS

- 2006 Selected by New Orleans Saints in the fourth round (108th overall) of '06 Draft, April 30 (pick obtained from Philadelphia along with DT Hollis Thomas for Saints' fourth-round pick)...Signed first contract, July 28.
- 2009 Re-signed by Saints as restricted free agent, April 24.
- 2010 Re-signed by Saints as restricted free agent, May 5.
- 2016 Released by Saints, Feb. 8...Signed by Seattle Seahawks as free agent, Aug. 6...Released by Seahawks, Sept. 3...Re-signed by Saints as free agent, Sept. 7.
- 2017 Signed by Green Bay Packers as unrestricted free agent, April 26.

MARWIN EVANS

SAFETY | UTAH STATE

Second NFL Season | Second Packers Season



Ht: 5-11 Wt: 211 | Born: April 10, 1993 | NFL Games Played/Started: 16/0 | Acquired: FA-16

PRO HIGHLIGHTS:

- One of five rookie free agents to make Green Bay's Week 1 roster in 2016.
- Joined S Kentrell Brice as the only 2016 rookie free agents to play in all 16 regular-season games and three postseason contests for the Packers.
- Saw time primarily on special teams as a rookie and was tied for No. 2 on the team with nine tackles during the regular season.
- Signed by Green Bay as an undrafted free agent on May 10, 2016.

2016 SEASON: Played in all 16 games, seeing time primarily on special teams, and was tied for No. 2 on the team with nine tackles...Also appeared in all three post-season contests, recording an assisted tackle on defense and two tackles on special teams...**At Minnesota (Sept. 18):** Made his first career tackle on special teams, bringing down WR Cordarrelle Patterson at the Minnesota 23 on a first-quarter kickoff return...**Vs. Detroit (Sept. 25):** Played 10 snaps on special teams and was tied for the team lead with two tackles...**Vs. Chicago (Oct. 20):** Appeared on 14 plays on special teams and registered a tackle...**Vs. Indianapolis (Nov. 6):** Played 22 snaps on special teams and two on defense, the first action of his NFL career on defense...**At Philadelphia (Nov. 28):** Played 12 snaps on special teams, posting a tackle when he brought down RB Kenjon Barner at the Philadelphia 14 on a second-quarter kickoff return...**At Chicago (Dec. 18):** Appeared on 14 plays on special teams and posted a tackle...**Vs. Minnesota (Dec. 24):** Played 18 snaps on special teams and two on defense, recording a tackle on special teams...**At Detroit (Jan. 1):** Played 17 snaps on special teams and also saw 12 plays of action on defense with injuries in the secondary. Led the team with two tackles on special teams. With the Packers kicking off from their own 20 early in the third quarter because of a penalty, made a key stop when he brought down WR Andre Roberts at the Detroit 29 for just a 12-yard return...**Vs. N.Y. Giants (NFC Wild Card, Jan. 8):** Appeared on 18 plays on special teams and posted a tackle...**At Atlanta (NFC Championship, Jan. 22):** Appeared on 25 plays on defense and 17 on special teams, recording an assisted tackle on defense and a stop on special teams...**2016 Draft:** Signed by Green Bay as an undrafted free agent on May 10, 2016.

AT A GLANCE ...

- One of five rookie free agents to make Green Bay's Week 1 roster in 2016, and joined S Kentrell Brice as the only rookie free agents to play in all 16 regular-season games and three postseason contests for the Packers.
- Saw time primarily on special teams as a rookie and was tied for No. 2 on the team with nine tackles during the regular season.
- Played his freshman season at Rochester (Minn.) Community College (2011), his sophomore season at Highland (Kan.) Community College (2012) and spent three years at Utah State, redshirting in 2013 before playing two seasons (2014-15).
- Started 13 of 27 games played at Utah State (2014-15), totaling 83 tackles (36 solo), including 10 for a loss, two sacks, an interception for a 90-yard touchdown return, five pass breakups and three forced fumbles.
- Started all 13 games played as a senior in 2015, recording career highs in tackles (73), solo tackles (33), tackles for a loss (10), sacks (two), interceptions (one), pass breakups (five) and forced fumbles (two).

COLLEGE: Played his freshman season at Rochester (Minn.) Community College (2011) and his sophomore season at Highland (Kan.) Community College (2012), then spent three years at Utah State, redshirting in 2013 before playing two seasons (2014-15)...Started 13 of 27 games played for the Aggies, totaling 83 tackles (36 solo), 10 tackles for a loss, two sacks, an interception for a 90-yard touchdown return, five pass breakups and three forced fumbles...Earned his degree in sociology...**Senior season (2015):** Made the start in all 13 games played, recording career highs across the board in tackles (73), solo tackles (33), tackles for a loss (10), sacks (two), interceptions (one), pass breakups (five) and forced fumbles (two)...Registered seven games with at least five tackles, including back-to-back double-digit tackle performances to end the season...Turned in a two-sack effort at Fresno State (Oct. 10), with one sack leading to a forced fumble and recovery for the Aggies...Intercepted the only pass of his career and returned it 90 yards for a touchdown in Utah State's 52-26 win vs. Boise State (Oct. 16), adding three tackles (two solo) and a forced fumble...Registered 11 tackles (four solo), including two for a loss, vs. Nevada (Nov. 21)...Led the team with a career-high 14 tackles (seven solo), including one tackle for a loss, vs. Brigham Young (Nov. 28)...**Juniior season (2014):** Appeared in all 14 games, recording 10 tackles (three solo) and a forced fumble...Forced

GREEN BAY PACKERS

MOST SPECIAL TEAMS TACKLES, SEASON

| | | | | | | | | |
|----|--------------|------|----|-------------------|------|----|----------------|------|
| 35 | John Dorsey | 1984 | 24 | Mike C. McCoy | 1976 | 22 | Steve Wagner | 1979 |
| 34 | Guy Prather | 1981 | 23 | Steve Wagner | 1977 | | Mike Jolly | 1980 |
| 30 | John Dorsey | 1985 | | Steve Wagner | 1978 | | Jim Laughlin | 1983 |
| 29 | Randy Scott | 1981 | | Guy Prather | 1982 | | Cliff Lewis | 1984 |
| | Cliff Lewis | 1983 | | Burnell Dent | 1989 | | Jackie Harris | 1990 |
| 26 | Guy Prather | 1984 | | Marviel Underwood | 2005 | | Paris Lenon | 2002 |
| 25 | Jason Hunter | 2007 | | | | | Brady Poppinga | 2005 |
| | | | | | | | Desmond Bishop | 2009 |

since 1976

a fumble and added a solo tackle at Wyoming (Nov. 7)... Logged a season-high three tackles (one solo) vs. San Jose State (Nov. 21)...**Sophomore season (2012):** Played at Highland (Kan.) Community College, where he recorded 22 tackles (19 solo) and two interceptions in six games played...Earned honorable mention All-Kansas Jayhawk Community College Conference recognition...Contributed six solo tackles, two interceptions and a pass breakup vs. Butler (Sept. 22)...Produced a season-high nine tackles (seven solo) vs. Hutchinson CC (Sept. 29)...**Freshman season (2011):** Played at Rochester (Minn.) Community College.

PERSONAL: Given name Marwin Evans; nickname is "Money Marwin"...Born in Milwaukee, Wis. ...**High school:** Attended Oak Creek (Wis.) High School and was named his team's defensive back of the year as a senior... Was an honorable mention all-area selection and earned first-team Southeast Conference honors as a senior... Earned honorable mention all-conference honors as a junior... Was a member of the track and field team and played basketball...Residence: Milwaukee, Wis.

MARWIN EVANS' PRO STATISTICS

| Year | Team | GP | GS | —Tackles— | | | | | Sk | Yds | Interceptions | | | | | Fumbles | | |
|----------|-----------|----|----|-----------|------|------|----|----|----|-----|---------------|----|-----|----|----|---------|----|----|
| | | | | Tot | Solo | Asst | FF | FR | | | Yds | No | Yds | Lg | TD | PD | FF | FR |
| 2016 | Green Bay | 16 | 0 | 0 | 0 | 0 | 0 | 0 | 0 | 0 | 0 | 0 | 0 | 0 | 0 | 0 | 0 | 0 |
| PLAYOFFS | | GP | GS | —Tackles— | | | | | Sk | Yds | Interceptions | | | | | Fumbles | | |
| Year | Team | | | Tot | Solo | Asst | FF | FR | | | Yds | No | Yds | Lg | TD | PD | FF | FR |
| 2016 | Green Bay | 3 | 0 | 1 | 0 | 1 | 0 | 0 | 0 | 0 | 0 | 0 | 0 | 0 | 0 | 0 | 0 | 0 |

Additional statistics: Special teams tackles — 9 in 2016, 2 in '16 playoffs.

NFL debut: at Jacksonville, 9/11/16

CAREER TRANSACTIONS

- 2016 Signed by Green Bay Packers as undrafted free agent, May 6.

MARWIN EVANS GAME-BY-GAME

2016, GREEN BAY

| Date | Opp | GP | GS | Tot | So | As | Sk | Yd | Int | Yd | Lg | TD | PD | FF | FR |
|-------------------|----------|-----------|----------|----------|----------|----------|----------|----------|----------|----------|----------|----------|----------|----------|----------|
| 09/11 | at Jax-W | 1 | 0 | 0 | 0 | 0 | 0 | 0 | 0 | 0 | 0 | 0 | 0 | 0 | 0 |
| 09/18 | at Min-L | 1 | 0 | 0 | 0 | 0 | 0 | 0 | 0 | 0 | 0 | 0 | 0 | 0 | 0 |
| 09/25 | Det-W | 1 | 0 | 0 | 0 | 0 | 0 | 0 | 0 | 0 | 0 | 0 | 0 | 0 | 0 |
| 10/09 | NYG-W | 1 | 0 | 0 | 0 | 0 | 0 | 0 | 0 | 0 | 0 | 0 | 0 | 0 | 0 |
| 10/16 | Dal-L | 1 | 0 | 0 | 0 | 0 | 0 | 0 | 0 | 0 | 0 | 0 | 0 | 0 | 0 |
| 10/20 | Chi-W | 1 | 0 | 0 | 0 | 0 | 0 | 0 | 0 | 0 | 0 | 0 | 0 | 0 | 0 |
| 10/30 | at Atl-L | 1 | 0 | 0 | 0 | 0 | 0 | 0 | 0 | 0 | 0 | 0 | 0 | 0 | 0 |
| 11/06 | Ind-L | 1 | 0 | 0 | 0 | 0 | 0 | 0 | 0 | 0 | 0 | 0 | 0 | 0 | 0 |
| 11/13 | at Ten-L | 1 | 0 | 0 | 0 | 0 | 0 | 0 | 0 | 0 | 0 | 0 | 0 | 0 | 0 |
| 11/20 | at Was-L | 1 | 0 | 0 | 0 | 0 | 0 | 0 | 0 | 0 | 0 | 0 | 0 | 0 | 0 |
| 11/28 | at Phi-W | 1 | 0 | 0 | 0 | 0 | 0 | 0 | 0 | 0 | 0 | 0 | 0 | 0 | 0 |
| 12/04 | Hou-W | 1 | 0 | 0 | 0 | 0 | 0 | 0 | 0 | 0 | 0 | 0 | 0 | 0 | 0 |
| 12/11 | Sea-W | 1 | 0 | 0 | 0 | 0 | 0 | 0 | 0 | 0 | 0 | 0 | 0 | 0 | 0 |
| 12/18 | at Chi-W | 1 | 0 | 0 | 0 | 0 | 0 | 0 | 0 | 0 | 0 | 0 | 0 | 0 | 0 |
| 12/24 | Min-W | 1 | 0 | 0 | 0 | 0 | 0 | 0 | 0 | 0 | 0 | 0 | 0 | 0 | 0 |
| 01/01 | at Det-W | 1 | 0 | 0 | 0 | 0 | 0 | 0 | 0 | 0 | 0 | 0 | 0 | 0 | 0 |
| '16 TOTALS | | 16 | 0 | 0 | 0 | 0 | 0 | 0 | 0 | 0 | 0 | 0 | 0 | 0 | 0 |
| 01/08 | NYG-W | 1 | 0 | 0 | 0 | 0 | 0 | 0 | 0 | 0 | 0 | 0 | 0 | 0 | 0 |
| 01/15 | Dal-W | 1 | 0 | 0 | 0 | 0 | 0 | 0 | 0 | 0 | 0 | 0 | 0 | 0 | 0 |
| 01/22 | at Atl-L | 1 | 0 | 1 | 0 | 1 | 0 | 0 | 0 | 0 | 0 | 0 | 0 | 0 | 0 |
| PLAYOFFS | | 3 | 0 | 1 | 0 | 1 | 0 | 0 | 0 | 0 | 0 | 0 | 0 | 0 | 0 |

¹NFC Wild Card Playoff; ²NFC Divisional Playoff; ³NFC Championship

LATE-SEASON SUCCESS

Lambeau Field has proven to be a difficult place to play once the weather turns, and Head Coach Mike McCarthy has continued the tradition of late-season success in Green Bay, compiling a 23-4 home record and a 37-14 mark overall in December and January in the regular season. Last season, the Packers went 5-0 during the months of December/January en route to their eighth straight postseason appearance (2009-16).

Since 2000, Green Bay owns the league's third-best regular-season record in games played Dec. 1 and later:

| Club | W | L | T | Pct |
|------------------|-----------|-----------|----------|-------------|
| New England | 65 | 15 | 0 | .813 |
| Pittsburgh | 61 | 20 | 0 | .753 |
| Green Bay | 59 | 21 | 0 | .738 |
| Indianapolis | 53 | 29 | 0 | .646 |
| Philadelphia | 50 | 30 | 0 | .625 |

KYLER FACKRELL

LINEBACKER | UTAH STATE

Second NFL Season | Second Packers Season



Ht: 6-5 Wt: 245 | Born: November 25, 1991 | NFL Games Played/Started: 13/0 | Acquired: D3-16

PRO HIGHLIGHTS:

- Played in 13 games as a rookie, seeing time on defense and special teams. Was tied for No. 2 on the team with nine tackles on special teams.
- Recorded nine tackles (all solo), two sacks, a forced fumble, six QB pressures, a QB hit and a pass defended in the 2016 regular season.
- Posted sacks in back-to-back games, vs. Detroit and vs. the N.Y. Giants.
- Appeared in all three postseason contests and posted an assisted tackle on defense and a tackle on special teams.

2016 SEASON: Played in 13 games, seeing time on defense and special teams...Recorded nine tackles (all solo), two sacks, a forced fumble, six QB pressures, a QB hit and a pass defended...Was tied for No. 2 on the team with nine tackles on special teams...Was inactive for three games (Weeks 12-14) due to a hamstring injury...Also appeared in all three postseason contests and posted an assisted tackle on defense and a tackle on special teams...

At Jacksonville (Sept. 11): Played 18 snaps on special teams, which was tied for the team high, and seven on defense in his NFL debut. Posted a tackle on special teams, bringing down RB Corey Grant at the Jacksonville 18 on the opening kickoff of the game...**vs. Detroit (Sept. 25):** Saw increased action with LB Clay Matthews (foot/hamstring) and DE/LB Datone Jones (knee) sidelined, appearing on a season-high 37 plays on defense. Posted his first career sack, beating LT Taylor Decker in the fourth quarter to wrap up QB Matthew Stafford for a 9-yard loss. Also played 22 snaps on special teams and made a tackle...**vs. N.Y. Giants (Oct. 9):** Posted a sack for the second straight game, beating RT Bobby Hart to get to QB Eli Manning for a 6-yard loss late in the first half, also forcing the first fumble of his career on the sack, one that DT Kenny Clark recovered at the New York 33 and returned 2 yards to help set up a Mason Crosby FG as time expired in the first half. Finished with three tackles (all solo), two pressures and one QB hit. Also played 21 snaps on special teams (tied for the team lead) and tied for the team lead with two tackles, both coming on kickoff coverage...**At Tennessee (Nov. 13):** Played 29 snaps on defense and a team-high 31 on special teams. Recorded a solo tackle on defense...**At Washington (Nov. 20):** Played 22 snaps on special teams and two on defense. Led the team with two tackles on special teams, with one coming on kickoff coverage and the other on punt coverage...**At Philadelphia (Nov. 28):** Inactive due to a hamstring injury that he sustained at the tail end of the Washington game...**At Chicago (Dec. 18):** Returned to action and played a team-high 21 snaps on special teams and registered two tackles. Also appeared on four defensive plays...**vs. N.Y. Giants (NFC Wild Card, Jan. 8):** Appeared on a team-high 27 plays on special teams and registered a tackle. Saw 15 snaps of work on defense and posted an assisted tackle...**2016 NFL Draft:** Selected by Green Bay in the third round of the 2016 NFL Draft with the No. 88 overall selection, the 13th linebacker picked in the draft.

AT A GLANCE ...

- Played in 13 games as a rookie, seeing time on defense and special teams. Was tied for No. 2 on the team with nine tackles on special teams.
- Appeared in all three postseason contests and posted an assisted tackle on defense and a tackle on special teams.
- Selected by Green Bay in the third round of the 2016 NFL Draft with the No. 88 overall selection, the first Utah State player to be picked by the Packers since DB Ed Berry in 1986 (seventh round).
- Was named first-team All-Mountain West as a senior in 2015 after ranking first in the nation with five fumble recoveries and posting a school-record 12 quarterback hurries.
- Became one of just 15 players in school history to earn first-team or second-team all-conference recognition three times during his career (2012-13, 15).
- Entered Utah State as a walk-on in 2011 before a scholarship opened up in the fall.
- Earned 5A-I all-region honors on both offense and defense as a senior in 2009 at Mesa (Ariz.) High School, seeing action at LB, QB and WR as he led the Jackrabbits to their first 5A state championship appearance in 17 years.

COLLEGE: Started all 41 games he played in at Utah State and registered 253 tackles (104 solo), 36 tackles for a loss, 12 sacks, four interceptions (including one for a TD), eight passes defended, five forced fumbles and seven fumble recoveries...Became one of just 15 players in school history to earn first-team or second-team all-conference recognition three times during his career (2012-13, 2015)...Entered Utah State as a walk-on in 2011 before a scholarship opened up in the fall...Earned his degree in business administration in the fall of 2015...**Senior season (2015):** Started all 13 games and was named first-team All-Mountain West after ranking first in the nation with five fumble recoveries and posting a school-record 12 quarterback hurries...Earned fourth-team All-America recognition from *Phil Steele's College Football*...Ranked second on the Aggies with 82 tackles (37 solo), including a team-high 15 tackles for a loss, along with four sacks and two forced fumbles...Was named to the watch lists for the Bednarik Award, the Butkus Award, the Nagurski Trophy and the Lombardi Award...Was a semifinalist for the Butkus Award, which honors the nation's best linebacker...Recorded a season-high 11 tackles (four solo), including 2½ tackles for a loss, two QB hurries, two forced fumbles and a fumble recovery, earning Mountain West Defensive Player of the Week vs. Boise State (Oct. 16)...Earned Mountain West DPOW honors for the second time on the season after posting 10 tackles (three solo), a fumble recovery and two QB hurries vs. Nevada (Nov. 21)...**Junior season (2014):** Played in and started just one game due to a season-ending knee injury he sustained in the season opener at Tennessee (Aug. 31)...**Sophomore season (2013):** Started all 14 games, earning second-team All-Mountain West honors and Sophomore All-America honorable mention from *College Football News*...Led the team with 13 tackles for a loss, was tied for first with two forced fumbles and ranked second with five sacks on the season...Ranked fourth on the team with 82 tackles (37 solo) and

added an interception that he returned 99 yards for a TD along with two passes defended...Recorded eight tackles (four solo), a sack, two tackles for a loss and a forced fumble at Utah (Aug. 29)...Scored his first career offensive TD on a 4-yard reception vs. Weber State (Sept. 14)...Posted 11 tackles (five solo) and a sack at San Jose State (Sept. 27), earning Mountain West DPOW honors from College Sports Madness...Recorded a career-high 13 tackles (four solo), including two tackles for a loss, along with two QB hurries vs. Brigham Young (Oct. 4)...Was named the Mountain West DPOW and the National Linebacker of the Week by the College Football Performance Awards after posting nine tackles (four solo) and an interception that he returned 99 yards for a TD vs. Hawai'i (Nov. 2)...It was his first career defensive TD and was tied for the third-longest INT return in school and Mountain West history...Combined with his 4-yard TD catch earlier in the season vs. Weber State, the INT made him the first Aggie to score an offensive TD and a defensive TD in the same season since Earsall Mackbee in 1964...**Redshirt freshman season (2012):** Started all 13 contests, earning first-team All-Western Athletic Conference honors as well as Freshman All-America recognition from the Football Writers Association of America (FWAA)...Became just the fourth freshman in school history to earn first-team all-conference honors and the first to be named a Freshman All-American by FWAA...Ranked second on the team and eighth in the WAC with three INTs, fourth on the team with 87 tackles and third on the team with eight tackles for a loss...His 87 tackles were good for tied for No. 3 by a freshman in school history...Finished No. 2 on the team with seven QB hurries to go along with three sacks and six passes defended...Registered 10 tackles (four solo) and his first career interception, returning the pick 8 yards, as he earned WAC Defensive Player of the Week honors at Brigham Young (Oct. 5)...Matched his season high with 11 tackles (seven

solo) and posted a career-high two sacks, a forced fumble and a fumble recovery at San Jose State (Oct. 13) as he won the WAC DPOW for the second straight week.

PERSONAL: Given name **Kyler Bruce Fackrell**...Last name is pronounced **FACK-rull**...Born in Mesa, Ariz. ...Married, wife's name is Elizabeth...The couple has a daughter, Delaney...Was a teammate of Packers S Marwin Evans and RB Devante Mays at Utah State...Painted houses in the year between graduating high school and enrolling at Utah State in 2011...**High school:** Earned 5A-I all-region honors on both offense and defense as a senior in 2009 at Mesa (Ariz.) High School, seeing action at LB, QB and WR as he led the Jackrabbits to their first 5A state championship appearance in 17 years...Posted 68 tackles, two interceptions and a forced fumble on defense and caught 36 passes for 662 yards (18.3 avg.) and five TDs on offense...Also completed 22 of 38 passes (57.9 percent) for 334 yards and four TDs with one INT...Rushed for 159 yards and three TDs on 22 carries (7.2 avg.), highlighted by a 97-yard TD run in an Oct. 2 game that was tied for the second-longest rush in school history...Added four catches for 65 yards (16.3 avg.) in that game, a performance that earned him the U.S. Air Force Team Player of the Week award...As a junior, was named team MVP after starting at QB, safety and kickoff/punt returner...Also earned 5A-I all-region honors as a junior...**Community involvement:** Participated in the Packers Give Back Celebrity Bowling event...Helped build a warming house at Peterson Park as part of the NFL-United Way Hometown Huddle program...Visited elementary schools and Little League football practices while he was in college...Worked as an umpire for Little League baseball games during a summer in college... Residence: Logan, Utah.

KYLER FACKRELL'S PRO STATISTICS

| Year | Team | GP | GS | —Tackles— | | | | | Sk | Yds | Interceptions | | | | | Fumbles | | |
|----------|-----------|----|----|-----------|------|------|----|-----|---------------|-----|---------------|-----|----|---------|----|---------|----|-----|
| | | | | Tot | Solo | Asst | Sk | Yds | | | No | Yds | Lg | TD | PD | FF | FR | Yds |
| 2016 | Green Bay | 13 | 0 | 9 | 9 | 0 | 2 | 15 | 0 | 0 | 0 | 0 | 1 | 1 | 0 | 0 | | |
| PLAYOFFS | | | | —Tackles— | | | | | Interceptions | | | | | Fumbles | | | | |
| Year | Team | GP | GS | Tot | Solo | Asst | Sk | Yds | No | Yds | Lg | TD | PD | FF | FR | Yds | | |
| 2016 | Green Bay | 3 | 0 | 1 | 0 | 1 | 0 | 0 | 0 | 0 | 0 | 0 | 0 | 0 | 0 | 0 | | |

Additional statistics: Career sacks — Eli Manning, Matthew Stafford. Special teams tackles — 9 in 2016, 1 in '16 playoffs.

NFL debut: at Jacksonville, 9/11/16
First sack: vs. Detroit, 9/25/16 (M.Stafford)

CAREER TRANSACTIONS

■ 2016 Selected by Green Bay Packers in the third round (88th overall) of '16 NFL Draft, April 29...Signed first contract, May 12.

| FACKRELL'S SINGLE-GAME CAREER HIGHS | |
|-------------------------------------|---|
| Tackles | |
| Total | 3, vs. NYG (10/9/16) and vs. Ind. (11/6/16) |
| Solo | 3, vs. NYG (10/9/16) and vs. Ind. (11/6/16) |
| Sacks | 1, vs. Det. (9/25/16) and vs. NYG (10/9/16) |

KYLER FACKRELL GAME-BY-GAME

2016, GREEN BAY

| Date | Opp | GP | GS | Tot | So | As | Sk | Yd | Int | Yd | Lg | TD | PD | FF | FR | FR |
|-------|----------|----|----|-----|----|----|----|----|-----|----|----|----|----|----|----|----|
| 09/11 | at Jax-W | 1 | 0 | 0 | 0 | 0 | 0 | 0 | 0 | 0 | 0 | 0 | 0 | 0 | 0 | 0 |
| 09/18 | at Min-L | 1 | 0 | 1 | 1 | 0 | 0 | 0 | 0 | 0 | 0 | 0 | 0 | 0 | 0 | 0 |
| 09/25 | Det-W | 1 | 0 | 1 | 1 | 0 | 0 | 0 | 0 | 0 | 0 | 0 | 0 | 0 | 0 | 0 |
| 10/09 | NYG-W | 1 | 0 | 3 | 3 | 0 | 1 | 6 | 0 | 0 | 0 | 0 | 0 | 1 | 0 | 0 |
| 10/16 | Dal-L | 1 | 0 | 0 | 0 | 0 | 0 | 0 | 0 | 0 | 0 | 0 | 0 | 0 | 0 | 0 |
| 10/20 | Chi-W | 1 | 0 | 0 | 0 | 0 | 0 | 0 | 0 | 0 | 0 | 0 | 0 | 0 | 0 | 0 |
| 10/30 | at Atl-L | 1 | 0 | 0 | 0 | 0 | 0 | 0 | 0 | 0 | 0 | 0 | 0 | 0 | 0 | 0 |
| 11/06 | Ind-L | 1 | 0 | 3 | 3 | 0 | 0 | 0 | 0 | 0 | 0 | 0 | 1 | 0 | 0 | 0 |
| 11/13 | at Ten-L | 1 | 0 | 1 | 1 | 0 | 0 | 0 | 0 | 0 | 0 | 0 | 0 | 0 | 0 | 0 |
| 11/20 | at Was-L | 1 | 0 | 0 | 0 | 0 | 0 | 0 | 0 | 0 | 0 | 0 | 0 | 0 | 0 | 0 |
| 11/28 | at Phi-W | | | | | | | | | | | | | | | |
| 12/04 | Hou-W | | | | | | | | | | | | | | | |

| Date | Opp | GP | GS | Tot | So | As | Sk | Yd | Int | Yd | Lg | TD | PD | FF | FR | FR |
|-------------------|----------|-----------|----------|----------|----------|----------|----------|-----------|----------|----------|----------|----------|----------|----------|----------|----------|
| 12/11 | Sea-W | | | | | | | | | | | | | | | |
| 12/18 | at Chi-W | 1 | 0 | 0 | 0 | 0 | 0 | 0 | 0 | 0 | 0 | 0 | 0 | 0 | 0 | 0 |
| 12/24 | Min-W | 1 | 0 | 0 | 0 | 0 | 0 | 0 | 0 | 0 | 0 | 0 | 0 | 0 | 0 | 0 |
| 01/01 | at Det-W | 1 | 0 | 0 | 0 | 0 | 0 | 0 | 0 | 0 | 0 | 0 | 0 | 0 | 0 | 0 |
| '16 TOTALS | | 13 | 0 | 9 | 9 | 0 | 2 | 15 | 0 | 0 | 0 | 0 | 1 | 1 | 0 | 0 |
| 01/08 | NYG-W | 1 | 0 | 1 | 1 | 0 | 0 | 0 | 0 | 0 | 0 | 0 | 0 | 0 | 0 | 0 |
| 01/15 | at Dal-W | 1 | 0 | 0 | 0 | 0 | 0 | 0 | 0 | 0 | 0 | 0 | 0 | 0 | 0 | 0 |
| 01/22 | at Atl-L | 1 | 0 | 0 | 0 | 0 | 0 | 0 | 0 | 0 | 0 | 0 | 0 | 0 | 0 | 0 |
| PLAYOFFS | | 3 | 0 | 1 | 0 | 1 | 0 | 0 | 0 | 0 | 0 | 0 | 0 | 0 | 0 | 0 |

*NFC Wild Card Playoff; *NFC Divisional Playoff; *NFC Championship

DEMETRI GOODSON

CORNERBACK | BAYLOR

Fourth NFL Season | Fourth Packers Season



Ht: 5-11 | Wt: 197 | Born: June 11, 1989 | NFL Games Played/Started: 26/3 | Acquired: D6-14

PRO HIGHLIGHTS:

- Saw action in six games in 2016, recording career highs with three starts, 14 tackles (11 solo) and two passes defensed. Missed the final five regular-season games and all three postseason contests after being placed on injured reserve (Dec. 3) due to a knee injury.
- Played in 14 games and both postseason contests in his second season in 2015, seeing time on defense and special teams. Recorded nine special teams tackles, tied for No. 4 on the team.
- Was tied for No. 1 on the team with three special teams tackles in the 2015 playoffs.
- Saw action in six games and was inactive for 10 contests and both postseason games as a rookie in 2014.
- Registered six special teams tackles in '14. No. 2 on the team among rookies behind only LB Jayrone Elliott.

2016 SEASON: Played in six games with three starts and recorded 14 tackles (11 solo) and two passes defensed...Was placed on injured reserve (knee) on Dec. 3... Was on reserve/suspended for the first four games of the season and was inactive in Week 12 (knee)...**Vs. Dallas (Oct. 16):** Saw significant action in his season debut because of injuries to CBs Sam Shields, Damarious Randall and Quinten Rollins, appearing on 36 plays. Recorded two tackles (both solo) and a pass defensed...**Vs. Chicago (Oct. 20):** Started for the first time in his NFL career, opening at LCB in place of an injured Randall (groin) and appearing on all 48 snaps. Registered five tackles (three solo)...**At Atlanta (Oct. 30):** Started at LCB for the second straight week, playing 61 of 63 snaps and posting a career-high six tackles (five solo) and a pass defensed. On Atlanta's opening drive, came up to drill TE Austin Hooper 3 yards short of the first-down marker on third down to force a Falcons FG. In the second quarter, got a hand in to break up QB Matt Ryan's pass intended for WR Aldrick Robinson...**At Tennessee (Nov. 13):** Played 27 snaps on defense and 22 on special teams, recording a solo tackle on defense...**At Washington (Nov. 20):** Started at LCB and played 10 snaps, but sustained a significant knee injury covering a punt midway through the second quarter and did not return.

2015: Played in 14 games, seeing time on defense and special teams...Registered five tackles (four solo) and a pass defensed on defense and nine tackles on special teams...Was inactive for two contests (Weeks 3-4) due to a hamstring injury...Also played in both postseason games and was tied for the team lead with three tackles on special teams...**Vs. Seattle (Sept. 20):** Appeared on 18 plays on special teams and registered a tackle...**Vs. San Diego (Oct. 18):** Played nine snaps on special teams and recorded a tackle...**At Denver (Nov. 1):** Made a leaping deflection with his left hand to break up a deep pass down the left sideline from QB Peyton Manning to WR Demaryius Thomas late in the first half on third down to force a Denver punt. Added a tackle on special teams...**At Carolina (Nov. 8):** Saw the most significant defensive action of his

AT A GLANCE ...

- Saw action in six games in 2016, recording career highs with three starts, 14 tackles (11 solo) and two passes defensed. Missed the final five regular-season games and all three postseason contests after being placed on injured reserve (Dec. 3) due to a knee injury.
- Played in 14 games and both postseason contests in his second season in 2015, seeing time on defense and special teams. Recorded nine special teams tackles during the regular season, tied for No. 4 on the team, and was tied for the team lead with three tackles on special teams in the playoffs.
- Saw action in six games and was inactive for 10 contests and both postseason games as a rookie in 2014. Registered six special teams tackles, No. 2 on the team among rookies behind only LB Jayrone Elliott.
- Played basketball for three seasons (2008-11) at Gonzaga, starting 68 of 69 games in his final two years for the Bulldogs and helping the team advance to the NCAA Tournament both of those seasons, before deciding to transfer to play football at Baylor, where he earned honorable mention All-Big 12 recognition as a senior in 2013.
- Was selected by Green Bay in the sixth round with the No. 197 overall pick, becoming the first Baylor player to be drafted by the Packers since G Rell Tipton (seventh round) in 1977. Became the highest-drafted CB out of Baylor since Gary Baxter was selected by Baltimore in the second round in 2001.

career with Shields and Rollins sidelined due to injuries, appearing on 49 plays, and registered a career-high five tackles (four solo). Added a tackle on special teams...**Vs. Chicago (Nov. 26):** Played 16 snaps on special teams and five on defense. Led the team with two tackles on special teams...**Vs. Dallas (Dec. 13):** Played 17 snaps on defense and one on special teams. Posted a tackle on special teams, helping to bring down WR Lucky Whitehead for a 2-yard loss on a punt return in the fourth quarter...**At Washington (NFC Wild Card, Jan. 10):** Played 17 snaps on special teams and two on defense in his NFL postseason debut. Registered two tackles on special teams, tying for the team lead...**At Arizona (NFC Divisional, Jan. 16):** Appeared on 12 plays on special teams and recorded a tackle.


2014: Played in six games and was inactive for the other 10 contests...Registered six tackles on special teams. No. 2 on the team among rookies behind only Elliott (15)...Also was inactive for both playoff contests...**At Seattle (Sept. 4):** Inactive due to a concussion sustained in the preseason finale vs. Kansas City (Aug. 28)...**Vs. N.Y. Jets (Sept. 14):** Returned to practice during the week, but was inactive (healthy scratch)...**At New Orleans (Oct. 26):** Made his NFL debut, appearing on two plays on kickoff coverage...**At Minnesota (Nov. 23):** With veteran CB Jarrett Bush sidelined due to a groin injury, was active and played 14 snaps on special teams. Posted two tackles, with both coming on kickoff coverage...**Vs. Atlanta (Dec. 8):** Played 12 snaps on special teams and registered a tackle, bringing down WR Devin Hester at the Atlanta 12 after an 18-yard kickoff return in the second quarter...**Vs. Detroit (Dec. 28):** Played 13 snaps on special teams and led the team

with a career-high three tackles. Brought down WR Jeremy Ross at the Detroit 16 following a 19-yard kickoff return in the first quarter. Stopped Ross following a 14-yard punt return in the third quarter...**2014 Draft:** Selected by Green Bay in the sixth round with the No. 197 overall pick, becoming the first Baylor player to be drafted by the Packers since G Rell Tipton (seventh round) in 1977. Became the highest-drafted CB out of Baylor since CB Gary Baxter was selected by Baltimore in the second round in 2001.

COLLEGE: Began his collegiate career by playing basketball for three seasons at Gonzaga (2008-11) before transferring to Baylor in 2011 to play football...Played in 19 games with 13 starts during his three seasons at Baylor, registering 43 tackles (38 solo), including two tackles for a loss, four interceptions and 19 passes defended...Earned his degree in general studies with a journalism minor at Baylor...**Senior season (2013):** Appeared in 11 games with 10 starts, earning honorable mention All-Big 12 recognition...Posted career highs in tackles (26), interceptions (three) and passes defended (16)...Tied for the team lead in interceptions and led the Bears in passes defended...Received an extra season of eligibility in 2013 after his hardship waiver was granted...Missed the opening two games of the season (vs. Wofford, vs. Buffalo) due to injury...Posted an interception and two passes defended in his first start of the season, adding an assisted tackle vs. West Virginia (Oct. 5)...Registered his second INT of the season vs. Oklahoma (Nov. 7), picking off a Blake Bell pass in the fourth quarter and returning it 42 yards to the Oklahoma 39, the longest INT return of his career...Posted a career-high three passes defended...**Junior season (2012):** Played in four games, starting the first three and recording 16 tackles (15 solo), including two tackles for a loss, an interception and three passes defended...Broke his arm early in the game at West Virginia (Sept. 29), an injury that would end his season...**Sophomore season (2011):** Appeared in four contests, seeing time as a reserve CB and on special teams...Posted one solo tackle on defense and returned three kickoffs for 100 yards (33.3 avg.)...Sustained a season-ending ankle injury in the fifth game of the season, at Iowa State (Oct. 8)...Made his collegiate debut, posting a solo tackle in the first football game he had played since his sophomore year of high school, vs. Stephen F. Austin (Sept. 17)...**2008-11:** Played basketball for three seasons at Gonzaga University in Spokane, Wash...Started 68 of 69 games in his final two seasons for the Bulldogs, helping the team advance to the NCAA Tournament both of those seasons...Started 35 games at point

guard during the 2010-11 season, one of only two players on the team to start every game, and averaged 5.2 points, 2.8 rebounds and 2.6 assists to help the Zags win their 11th consecutive West Coast Conference title...Posted a career-high 91 assists on the season...Started 33 of 34 games as a sophomore in 2009-10, with his lone non-start coming on Senior Night...Averaged 6.4 points, 2.1 rebounds and 1.8 assists that season...Recorded six double-digit scoring games, including a career-high 22 points vs. Davidson in Seattle...As a freshman, drove the length of the floor and hit a floater with 0.9 seconds remaining to give Gonzaga an 83-81 win over Western Kentucky in the second round of the 2009 NCAA Tournament, securing its first Sweet 16 berth since 2006.

PERSONAL: Given name Demetri Quarte Goodson... Nicknamed "Meech"...Born in Charleston W.Va. ...Single...His older brother, Mike, was a running back with the Carolina Panthers (2009-11), Oakland Raiders (2012) and N.Y. Jets (2013)...Their father, Mike, was a two-time letterman (1985-87) in basketball at the University of Pittsburgh, and their mother, Yolanda Pike, ran track at Pittsburgh... Also has an uncle, Demetrius Gore, who played basketball at Pittsburgh from 1984-88...His half-brother, Jakar Hamilton, played safety for the Dallas Cowboys in 2013-14...**High school:** Attended Klein Collins High School in Spring, Texas, where he played football as a freshman and sophomore and basketball all four seasons...Was named to the All-Greater Houston Team as a senior in 2008 after averaging 16.7 points, 7.7 assists and 1.4 steals per game in leading the Tigers to a 31-5 record...Earned first-team All-State 5A honors as a junior, the largest classification in Texas...Averaged 16 points, seven assists and five rebounds that season and helped lead Collins to the Region 2 title game...As a sophomore in 2005, earned second-team All-District 14-5A honors at cornerback, his final season of football...Also played wide receiver and returned kicks...**Community involvement:** Participated in the Packers Give Back Celebrity bowling event...Interacted with kids from six schools from the Hortonville Area School District at Greenville Middle School as part of the NFL's Fuel Up To Play 60 program...Helped build a playground in Pulaski, Wis., as part of the 2015 NFL/United Way Hometown Huddle...Signed autographs at the De Pere vs. Bay Port high school football game to benefit breast cancer awareness...Volunteered at the Ronald McDonald House in Spokane, Wash., when he attended Gonzaga...Residence: Houston, Texas.



THE USS GREEN BAY

On July 15, 2006, the U.S. Navy christened a 684-foot warship, and dubbed it the USS Green Bay at a shipyard in the New Orleans area.

Constructed in Avondale, La., at a shipyard owned by Northrop Grumman, it is the second Navy vessel to be called the Green Bay, following a small gunboat that patrolled the seas during the Vietnam era.

The newest USS Green Bay, used to carry troops for rapid deployment, launch and recovery, has become a significant part of the U.S. amphibious fleet.

Former Green Bay Packers quarterback Bart Starr appeared in a video that was played at the July 2006 christening ceremony, and Nancy Croy, principal at Green Bay's Lombardi Middle School – named after Starr's legendary coach Vince Lombardi – traveled to attend the christening as part of the school's relationship with the Navy.

Members of the Packers' front office, including President and CEO Mark Murphy, toured the ship in November 2008

during the team's road trip to New Orleans for a game against the Saints.

Commissioned Jan. 24, 2009, it can carry 360 Navy sailors and as many as 800 Marines. The ship is assigned to the U.S. Pacific Fleet; its home port is at the naval base in San Diego, Calif.

DEMETRI GOODSON'S PRO STATISTICS

| Year | Team | GP | GS | —Tackles— | | | | | Interceptions | | | | | Fumbles | | | | |
|---------------------------------|-----------|-----------|----------|-----------|-----------|----------|----------|----------|---------------|----------|----------|----------|----------|----------|----------|----------|----------|----------|
| | | | | Tot | Solo | Asst | Sk | Yds | No | Yds | Lg | TD | PD | FF | FR | Yds | | |
| 2014 | Green Bay | 6 | 0 | 0 | 0 | 0 | 0 | 0 | 0 | 0 | 0 | 0 | 0 | 0 | 0 | 0 | 0 | 0 |
| 2015 | Green Bay | 14 | 0 | 5 | 4 | 1 | 0 | 0 | 0 | 0 | 0 | 0 | 0 | 1 | 0 | 0 | 0 | 0 |
| 2016 | Green Bay | 6 | 3 | 14 | 11 | 3 | 0 | 0 | 0 | 0 | 0 | 0 | 0 | 2 | 0 | 0 | 0 | 0 |
| NFL totals (three years) | | 26 | 3 | 19 | 15 | 4 | 0 | 0 | 0 | 0 | 0 | 0 | 0 | 3 | 0 | 0 | 0 | 0 |

| Year | Team | GP | GS | —Tackles— | | | | | Interceptions | | | | | Fumbles | | | | |
|------|-----------|----|----|-----------|------|------|----|-----|---------------|-----|----|----|----|---------|----|-----|---|---|
| | | | | Tot | Solo | Asst | Sk | Yds | No | Yds | Lg | TD | PD | FF | FR | Yds | | |
| 2015 | Green Bay | 2 | 0 | 0 | 0 | 0 | 0 | 0 | 0 | 0 | 0 | 0 | 0 | 0 | 0 | 0 | 0 | 0 |

Inactive for Packers' two games during 2014 playoffs
 On injured reserve for Packers' three games during 2016 playoffs

Additional statistics: Special teams tackles — 6 in 2014, 9 in 2015, 3 in '15 playoffs; NFL total: 15.

NFL debut: at New Orleans, 10/26/14
First NFL start: vs. Chicago, 10/20/16

CAREER TRANSACTIONS

- 2014 Selected by the Green Bay Packers in the sixth round (197th overall) of '14 NFL Draft, May 10... Signed first contract, May 16.
- 2016 Placed on reserve/suspended by commissioner, April 8... Activated from exempt status, Oct. 15... Placed on injured reserve (knee), Dec. 3.

GOODSON'S SINGLE-GAME CAREER HIGHS

Tackles
 Total 6, at Atl. (10/30/16)
 Solo 5, at Atl. (10/30/16)

Passes Defensed 1, three times
 (last: at Atl., 10/30/16)

DEMETRI GOODSON GAME-BY-GAME

2014, GREEN BAY

| Date | Opp | GP | GS | Tot | So | As | Sk | Yd | Int | Yd | Lg | TD | PD | FF | FR | FR | |
|-------------------|----------|----------|----------|----------|----------|----------|----------|----------|----------|----------|----------|----------|----------|----------|----------|----------|----------|
| 09/04 | at Sea-L | | | | | | | | | | | | | | | | |
| 09/14 | NYJ-W | | | | | | | | | | | | | | | | |
| 09/21 | at Det-L | | | | | | | | | | | | | | | | |
| 09/28 | at Chi-W | | | | | | | | | | | | | | | | |
| 10/02 | Min-W | | | | | | | | | | | | | | | | |
| 10/12 | at Mia-W | | | | | | | | | | | | | | | | |
| 10/19 | Car-W | | | | | | | | | | | | | | | | |
| 10/26 | at NO-L | 1 | 0 | 0 | 0 | 0 | 0 | 0 | 0 | 0 | 0 | 0 | 0 | 0 | 0 | 0 | 0 |
| 11/09 | Chi-W | | | | | | | | | | | | | | | | |
| 11/16 | Phi-W | | | | | | | | | | | | | | | | |
| 11/23 | at Min-W | 1 | 0 | 0 | 0 | 0 | 0 | 0 | 0 | 0 | 0 | 0 | 0 | 0 | 0 | 0 | 0 |
| 11/30 | NE-W | | | | | | | | | | | | | | | | |
| 12/08 | Ati-W | 1 | 0 | 0 | 0 | 0 | 0 | 0 | 0 | 0 | 0 | 0 | 0 | 0 | 0 | 0 | 0 |
| 12/14 | at Buf-L | 1 | 0 | 0 | 0 | 0 | 0 | 0 | 0 | 0 | 0 | 0 | 0 | 0 | 0 | 0 | 0 |
| 12/21 | at TB-W | 1 | 0 | 0 | 0 | 0 | 0 | 0 | 0 | 0 | 0 | 0 | 0 | 0 | 0 | 0 | 0 |
| 12/28 | Det-W | 1 | 0 | 0 | 0 | 0 | 0 | 0 | 0 | 0 | 0 | 0 | 0 | 0 | 0 | 0 | 0 |
| '14 TOTALS | | 6 | 0 | 0 | 0 | 0 | 0 | 0 | 0 | 0 | 0 | 0 | 0 | 0 | 0 | 0 | 0 |
| 01/11 | Dal-W | | | | | | | | | | | | | | | | |
| 01/18 | at Sea-L | | | | | | | | | | | | | | | | |

PLAYOFFS

• NFC Divisional Playoff; • NFC Championship

2015, GREEN BAY

| Date | Opp | GP | GS | Tot | So | As | Sk | Yd | Int | Yd | Lg | TD | PD | FF | FR | FR | |
|-------------------|----------|-----------|----------|----------|----------|----------|----------|----------|----------|----------|----------|----------|----------|----------|----------|----------|----------|
| 09/13 | at Chi-W | 1 | 0 | 0 | 0 | 0 | 0 | 0 | 0 | 0 | 0 | 0 | 0 | 0 | 0 | 0 | 0 |
| 09/20 | Sea-W | 1 | 0 | 0 | 0 | 0 | 0 | 0 | 0 | 0 | 0 | 0 | 0 | 0 | 0 | 0 | 0 |
| 09/28 | KC-W | | | | | | | | | | | | | | | | |
| 10/04 | at SF-W | | | | | | | | | | | | | | | | |
| 10/11 | StL-W | 1 | 0 | 0 | 0 | 0 | 0 | 0 | 0 | 0 | 0 | 0 | 0 | 0 | 0 | 0 | 0 |
| 10/18 | SD-W | 1 | 0 | 0 | 0 | 0 | 0 | 0 | 0 | 0 | 0 | 0 | 0 | 0 | 0 | 0 | 0 |
| 11/01 | at Den-L | 1 | 0 | 0 | 0 | 0 | 0 | 0 | 0 | 0 | 0 | 0 | 0 | 0 | 1 | 0 | 0 |
| 11/08 | at Car-L | 1 | 0 | 5 | 4 | 1 | 0 | 0 | 0 | 0 | 0 | 0 | 0 | 0 | 0 | 0 | 0 |
| 11/15 | Det-L | 1 | 0 | 0 | 0 | 0 | 0 | 0 | 0 | 0 | 0 | 0 | 0 | 0 | 0 | 0 | 0 |
| 11/22 | at Min-W | 1 | 0 | 0 | 0 | 0 | 0 | 0 | 0 | 0 | 0 | 0 | 0 | 0 | 0 | 0 | 0 |
| 11/26 | Chi-L | 1 | 0 | 0 | 0 | 0 | 0 | 0 | 0 | 0 | 0 | 0 | 0 | 0 | 0 | 0 | 0 |
| 12/03 | at Det-W | 1 | 0 | 0 | 0 | 0 | 0 | 0 | 0 | 0 | 0 | 0 | 0 | 0 | 0 | 0 | 0 |
| 12/13 | Dal-W | 1 | 0 | 0 | 0 | 0 | 0 | 0 | 0 | 0 | 0 | 0 | 0 | 0 | 0 | 0 | 0 |
| 12/20 | at Oak-W | 1 | 0 | 0 | 0 | 0 | 0 | 0 | 0 | 0 | 0 | 0 | 0 | 0 | 0 | 0 | 0 |
| 12/27 | at Ari-L | 1 | 0 | 0 | 0 | 0 | 0 | 0 | 0 | 0 | 0 | 0 | 0 | 0 | 0 | 0 | 0 |
| 01/03 | Min-L | 1 | 0 | 0 | 0 | 0 | 0 | 0 | 0 | 0 | 0 | 0 | 0 | 0 | 0 | 0 | 0 |
| '15 TOTALS | | 14 | 0 | 5 | 4 | 1 | 0 | 0 | 0 | 0 | 0 | 0 | 0 | 1 | 0 | 0 | 0 |
| 01/10 | at Was-W | 1 | 0 | 0 | 0 | 0 | 0 | 0 | 0 | 0 | 0 | 0 | 0 | 0 | 0 | 0 | 0 |
| 01/16 | at Ari-L | 1 | 0 | 0 | 0 | 0 | 0 | 0 | 0 | 0 | 0 | 0 | 0 | 0 | 0 | 0 | 0 |

PLAYOFFS

• NFC Wild Card Playoff; • NFC Divisional Playoff

2016, GREEN BAY

| Date | Opp | GP | GS | Tot | So | As | Sk | Yd | Int | Yd | Lg | TD | PD | FF | FR | FR | |
|-------------------|----------|----------|----------|-----------|-----------|----------|----------|----------|----------|----------|----------|----------|----------|----------|----------|----------|----------|
| 09/11 | at Jax-W | | | | | | | | | | | | | | | | |
| 09/18 | at Min-L | | | | | | | | | | | | | | | | |
| 09/25 | Det-W | | | | | | | | | | | | | | | | |
| 10/09 | NYG-W | | | | | | | | | | | | | | | | |
| 10/16 | Dal-L | 1 | 0 | 2 | 2 | 0 | 0 | 0 | 0 | 0 | 0 | 0 | 1 | 0 | 0 | 0 | 0 |
| 10/20 | Chi-W | 1 | 1 | 5 | 3 | 2 | 0 | 0 | 0 | 0 | 0 | 0 | 0 | 0 | 0 | 0 | 0 |
| 10/30 | at Atl-L | 1 | 1 | 6 | 5 | 1 | 0 | 0 | 0 | 0 | 0 | 0 | 0 | 1 | 0 | 0 | 0 |
| 11/06 | Ind-L | 1 | 0 | 0 | 0 | 0 | 0 | 0 | 0 | 0 | 0 | 0 | 0 | 0 | 0 | 0 | 0 |
| 11/13 | at Ten-L | 1 | 0 | 1 | 1 | 0 | 0 | 0 | 0 | 0 | 0 | 0 | 0 | 0 | 0 | 0 | 0 |
| 11/20 | at Was-L | 1 | 1 | 0 | 0 | 0 | 0 | 0 | 0 | 0 | 0 | 0 | 0 | 0 | 0 | 0 | 0 |
| 11/28 | at Phi-W | | | | | | | | | | | | | | | | |
| 12/04 | Hou-W | | | | | | | | | | | | | | | | |
| 12/11 | Sea-W | | | | | | | | | | | | | | | | |
| 12/18 | at Chi-W | | | | | | | | | | | | | | | | |
| 12/24 | Min-W | | | | | | | | | | | | | | | | |
| 01/01 | at Det-W | | | | | | | | | | | | | | | | |
| '16 TOTALS | | 6 | 3 | 14 | 11 | 3 | 0 | 0 | 0 | 0 | 0 | 0 | 2 | 0 | 0 | 0 | 0 |
| 01/08 | NYG-W | | | | | | | | | | | | | | | | |
| 01/15 | at Dal-W | | | | | | | | | | | | | | | | |
| 01/22 | at Atl-L | | | | | | | | | | | | | | | | |

PLAYOFFS

• NFC Wild Card Playoff; • NFC Divisional Playoff; • NFC Championship

VETERANS

COMMUNITY

ADMIN. & COACHES

GOODSON

DRAFT & FREE AGENTS

2016 REVIEW

RECORDS & HISTORY

LAMBEAU FIELD

MISC.

LETROY GUION

DEFENSIVE TACKLE | FLORIDA STATE

10th NFL Season | Fourth Packers Season



Ht: 6-4 Wt: 322 | Born: June 21, 1987 | NFL Games Played/Started: 112/66 | Acquired: FA-14

PRO HIGHLIGHTS:

➤ Started all 15 games he saw action in during the regular season and all three postseason contests last season. Registered 50 total tackles to lead the Green Bay defensive line during the 2016 regular season.

➤ Saw action in 13 games with four starts (three at DE, one at NT) in 2015 and also appeared in both postseason contests.

➤ Finished No. 2 on the defensive line in 2015 in tackles (41) behind DT Mike Daniels (66) and registered multiple tackles in 10 of 13 regular-season games played, as well as both playoff games.

➤ Started all 16 games for the first time in his career in his first season in Green Bay in 2014.

➤ Registered a career-high 62 tackles (31 solo), a career-best 3½ sacks, a forced fumble, a pass defended, 10 QB hits and 13 pressures in '14. Ranked second on the defensive line in tackles behind only Daniels (69).

➤ Started all 28 games he appeared in for the Vikings in his final two seasons in Minnesota (2012-13), recording 72 tackles (32 solo) and three sacks over that span.

➤ Posted strong outings against the Packers in 2012 and 2013, recording a season-high five tackles and a sack vs. Green Bay in Week 8 (2013) and six tackles in an NFC Wild Card game at Lambeau Field during the 2012 postseason.

➤ In 2013, he started all 13 games he appeared in for Minnesota and recorded 23 tackles (11 solo), a sack, a pass defended, a forced fumble and a fumble recovery.

➤ Started 15 contests in 2012, recording then-career bests in tackles (49) and solo tackles (21). Also added two sacks.

➤ Was the only Viking to block a field goal in both 2011 and 2012 (49-yard attempt vs. Oakland, Nov. 20, 2011; 43-yard attempt vs. San Francisco, Sept. 23, 2012).

➤ Appeared in all 16 games for the first time in his career in 2010, starting three contests and recording 35 tackles (20 solo) and a fumble recovery.

➤ Drafted by Minnesota in the fifth round of the 2008 NFL Draft (No. 152 overall) following his junior season at Florida State, where he appeared in 34 games with 14 starts in his three seasons at the school.

2016 SEASON: Started all 15 games he played in and registered 49 tackles (24 solo), eight tackles for a loss, three QB hits and a QB pressure...Led the defensive line in tackles and ranked No. 4 on the team in tackles for a loss... Was sidelined in Week 3 (knee)...Part of a run defense that ranked No. 8 in the league in rushing yards allowed per game (94.7) and No. 7 in runs of 10-plus yards allowed (37)...Also started all three postseason contests and posted seven tackles (one solo), including a tackle for a loss...**At Jacksonville (Sept. 11):** Recorded four tackles (two solo), including two tackles for a loss. Brought down RB T.J. Yeldon for a 2-yard loss on a first-quarter run and then stopped him again for a 2-yard loss on a run on the same drive. Helped limit the Jaguars to just 48 yards rushing on

AT A GLANCE ...

- In three seasons with Green Bay, has registered the two highest tackle totals of his career with 62 in 2014 and 50 in 2016.
- Has started 35 of 44 regular-season games played and five of seven postseason contests since joining the Packers in 2014.
- In his first season with the Packers (2014), he started all 16 games for the first time in his career and set career highs with 62 tackles (31 solo) and 3½ sacks.
- Signed with Green Bay as a free agent in March 2014 after spending his first six seasons in the NFL with the Minnesota Vikings (2008-13), where he appeared in 68 games with 31 starts.
- Started all 28 games he appeared in for the Vikings in 2012-13, recording 72 tackles (32 solo) and three sacks over that span.
- Posted strong outings against the Packers in his final two seasons with Minnesota, recording a season-high five tackles (three solo) and a sack vs. Green Bay in Week 8 of 2013 and six tackles (four solo) in an NFC Wild Card game at Lambeau Field during the 2012 postseason.
- Was the only Viking to block a field goal in both 2011 and 2012 (49-yard attempt vs. Oakland, Nov. 20, 2011; 43-yard attempt vs. San Francisco, Sept. 23, 2012).
- Drafted by Minnesota in the fifth round of the 2008 NFL Draft (No. 152 overall) following his junior season at Florida State, where he appeared in 34 games with 14 starts in his three seasons at the school.

26 carries (1.8 avg.), the first time they had rushed for 48 or fewer yards on 25-plus attempts since Nov. 14, 1999 (vs. Baltimore, 47 yards on 26 attempts)...**At Minnesota (Sept. 18):** Was limited to just eight snaps of action after injuring his knee in the second quarter...**vs. Detroit (Sept. 25):** Inactive (knee), his first game missed due to injury as a member of the Packers...**At Atlanta (Oct. 30):** Led the defensive line with four tackles (two solo), including a tackle for a loss. Stopped RB Terron Ward for a 1-yard loss on a second-quarter run...**vs. Indianapolis (Nov. 6):** Finished with three tackles (two solo) and helped limit the Colts to 85 rushing yards on 28 carries (3.0 avg.)...**At Philadelphia (Nov. 28):** Recorded a season-best six tackles (three solo), including a tackle for a loss, and a QB pressure. Spun away from C Jason Kelce to bring down RB Wendell Smallwood for a 2-yard loss on a second-quarter run...**vs. Houston (Dec. 4):** Tied his season best with six tackles (three solo), including a team-high three tackles for a loss. Shed a block from G Jeff Allen to bring down RB Alfred Blue for a 3-yard loss on a first-quarter run. Early in the fourth quarter, tackled Blue for a 9-yard loss after QB Brock Osweiler was pressured by LB Jake Ryan and dumped the ball off to Blue in the flat...**At Chicago (Dec. 18):** Tied his season high with six tackles (four solo) to lead the defensive line...**At Detroit (Jan. 1):** Helped limit the Lions to an average of 3.6 yards per carry on 21 attempts. Posted three tackles (two solo), including a stop of RB Zach Zenner for a 3-yard loss on the final play of the third quarter...**At Atlanta (NFC Championship, Jan. 22):** Started and played 26 snaps, posting a tackle for a loss. With injuries to three starting offensive linemen (G Lane Taylor, G T.J. Lang and T Bryan Bulaga), played the final five offensive snaps at right guard.

2015: Played in 13 contests with four starts and posted 41 tackles (14 solo), four pressures and two QB hits... Added a tackle on special teams... Also appeared in both postseason contests and posted four tackles (three solo) and a QB pressure... Was on the reserve/suspended list for the first three games of the season... **At San Francisco (Oct. 4):** Made his season debut and helped limit the 49ers to just one rushing first down and RB Carlos Hyde to only 20 yards rushing on eight carries (2.5 avg.)... **Vs. St. Louis (Oct. 11):** Registered five tackles (three solo). Added two pressures and a QB hit... **Vs. San Diego (Oct. 18):** Started in place of an injured B.J. Raji (groin) and helped limit the Chargers to just 60 yards rushing on 21 attempts (2.9 avg.). Registered five assisted tackles... **At Carolina (Nov. 8):** Started at DE and recorded three tackles (one solo). Helped limit RB Jonathan Stewart to an average of 3.1 yards per carry (66 yards on 20 attempts), his lowest average since Week 1... **Vs. Detroit (Nov. 15):** Helped limit the Lions to just 45 rushing yards on 26 attempts (1.7 avg.), the fewest rushing yards allowed by the Packers to an opponent on 25-plus attempts since Miami rushed for 37 yards on 25 carries vs. the Packers on Sept. 22, 1991. Posted three tackles (two solo)... **At Minnesota (Nov. 22):** Started at DE and recorded an assisted tackle and a pressure. Helped limit RB Adrian Peterson, who led the NFL in rushing in 2015, to just 45 yards on 13 carries (3.5 avg.), his lowest yardage total since Week 1... **Vs. Dallas (Dec. 13):** Led the defensive line with four tackles (one solo)... **At Arizona (Dec. 27):** Led the defensive line with six tackles (two solo) in 23 snaps of action... **Vs. Minnesota (Jan. 3):** Posted five tackles (three solo) and a QB pressure. Helped limit Peterson to just 67 yards on 19 carries (3.5 avg.) with a long gain of 10 yards... **At Washington (NFC Wild Card, Jan. 10):** Recorded two tackles (both solo), including a stop of RB Alfred Morris for a 1-yard loss on second-and-goal from the 1 midway through the first quarter as part of a crucial goal-line stand... **At Arizona (NFC Divisional, Jan. 16):** Registered two tackles (one solo), including a tackle for a loss, and a QB pressure.

2014: Started all 16 games for the first time in his career and registered a career-high 62 tackles (31 solo), a career-best 3½ sacks, a forced fumble, a pass defensed, 10 QB hits and 13 pressures... Ranked second on the defensive line in tackles behind only Daniels (69)... Ranked No. 5 on the team in sacks, No. 4 in QB hits and No. 5 in pressures... Contributed to a run defense that allowed 86.4 yards per game over the final eight contests, No. 5 in the NFL over that span, and 3.6 yards per carry, No. 6 in the league over that span... Also started both playoff games and led the defensive line with 12 tackles (six solo)... Added a half-sack, two QB hits and three pressures... **At Chicago (Sept. 28):** Brought RB Matt Forte down for a 3-yard loss on a first-quarter run on a first-and-goal from the Green Bay 3. Finished with two solo tackles and a pressure... **Vs. Minnesota (Oct. 2):** Had his most productive game as a Packer to that point, posting six tackles (four solo), 1½ sacks, three QB hits and three pressures against his former team. Walked back G Vladimir Ducasse into QB Christian Ponder on his shared 10-yard sack of Ponder with Daniels on the final play of the first half. Utilized a spin move on Ducasse to get to Ponder for a 6-yard sack in the fourth quarter... **At Miami (Oct. 12):** Led the line with a season-high seven tackles (four solo) and added a QB hit and a pressure... **At New Orleans (Oct. 26):** Registered five tackles (four solo), a QB hit, a pressure and a forced fumble. On a third-and-2 with just over a minute remaining in the game, forced a fumble on FB Erik Lorig's run, one that was recovered by CB Tramon Williams at the Green Bay 16. On the Saints' opening drive of the second half, fought off a block by C Tim Lelito to bring down FB Austin Johnson for a 1-yard loss on third-and-1. The defense would force

a turnover on downs the next play when RB Mark Ingram was stopped for no gain... **Vs. Philadelphia (Nov. 16):** Led the defensive line with five tackles (three solo), a sack and a QB hit. On the sack, pushed aside RG Matt Tobin as he came up the middle to bring QB Mark Sanchez down for a 7-yard loss... **At Buffalo (Dec. 14):** Matched his career high with seven tackles (three solo) to lead the defensive line. Added a sack, two QB hits and two pressures. On the sack, which came late in the first quarter, walked C Eric Wood straight back on his way to bringing down QB Kyle Orton for an 8-yard loss... **Vs. Detroit (Dec. 28):** Led the defensive line with five tackles (three solo) and a pressure... **Vs. Dallas (NFC Divisional, Jan. 11):** Led the defensive line with six tackles (four solo), a QB hit and two pressures... **At Seattle (NFC Championship, Jan. 18):** Led the defensive line with six tackles (two solo), a half-sack, a QB hit and a pressure. Along with LB Julius Peppers, brought down QB Russell Wilson for a 1-yard sack in overtime.

2013: Started all 13 games he appeared in and registered 23 tackles (11 solo), a sack, a pass defensed, a forced fumble and a fumble recovery... Was inactive for two contests and did not play in another due to injury... **At Chicago (Sept. 15):** Forced a fumble by Forte in the fourth quarter, one that he also recovered at the Chicago 48 to set up a Blair Walsh FG that extended Minnesota's lead to 30-24... **At N.Y. Giants (Oct. 21):** Registered four tackles (two solo) and helped limit the Giants to just 64 rushing yards on 32 carries (2.0 avg.)... **Vs. Green Bay (Oct. 27):** Posted a season-high five tackles (three solo) and a sack of QB Aaron Rodgers, bringing him down for a 1-yard loss in the fourth quarter.

2012: Started 15 games, opening every contest that he appeared in... Posted 49 total tackles (21 solo), two sacks, a pass defensed and a blocked FG on the season... Also started in the NFC Wild Card game at Green Bay, the first playoff action of his career... **Vs. Jacksonville (Sept. 9):** Posted five tackles, matching his career high with four solo stops... **Vs. San Francisco (Sept. 23):** Recorded four tackles (three solo) and blocked the second FG of his career, deflecting a 43-yard attempt by David Akers in the second quarter... **At Detroit (Sept. 30):** Registered a career-high two sacks, bringing QB Matthew Stafford down for a 6-yard loss in the first quarter and a 1-yard loss in the fourth quarter. Finished with five tackles (two solo) and helped limit the Lions to just 55 rushing yards on 20 attempts (2.8 avg.)... **At Washington (Oct. 14):** Posted five tackles (three solo) for the third consecutive game... **At Houston (Dec. 23):** Started and helped limit the Texans to a season-low 34 rushing yards on 16 carries (2.1 avg.) in the 23-6 win... **At Green Bay (NFC Wild Card, Jan. 5):** Saw his first career playoff action, getting the start and posting six tackles (four solo).

2011: Played in all 16 games for the first time in his career, starting three of them... Registered 35 tackles (20 solo) and a fumble recovery... **At San Diego (Sept. 11):** Started his first NFL game, opening at DT in place of a suspended Kevin Williams, and posted six tackles (two solo)... **Vs. Detroit (Sept. 25):** Played 33 snaps and helped limit the Lions to a season-low 20 rushing yards on 19 carries (1.1 avg.)... **Vs. Oakland (Nov. 20):** Recorded the first blocked FG of his career and the first by a Viking since 2008 when he batted a 49-yard attempt by Sebastian Janikowski in the fourth quarter... **At Washington (Dec. 24):** Started his third game of the season and registered three tackles (all solo) in the 33-26 win... **Vs. Chicago (Jan. 1):** Posted a career-high seven tackles, including a career-best four solo stops. Recovered a fumble by WR Earl Bennett on Chicago's opening drive that had been forced by

LB E.J. Henderson, the first fumble recovery of his career.

2010: Appeared in 15 games, posting a career-high two sacks and adding 19 tackles (11 solo) and a forced fumble... **At Washington (Nov. 28):** Posted the first sack of his career when he brought down QB Donovan McNabb for a 5-yard loss in the first quarter, also forcing a fumble on the sack that McNabb recovered. Finished with a season-high three tackles (two solo) and was part of a defense that held the Redskins to just 29 rushing yards on 13 attempts (2.2 avg.)... **At Philadelphia (Dec. 28):** Posted two solo tackles and sacked QB Michael Vick down for an 8-yard loss in the fourth quarter.

2009: Played in seven contests and was inactive (healthy scratch) for the other nine regular-season games and both playoff contests... Registered three tackles (two solo) and a pass defended on the season... **At Detroit (Sept. 20):** Posted a season-high three tackles (two solo) in the win... **Vs. Seattle (Nov. 22):** Recorded the first pass defended of his career, breaking up a short pass by QB Seneca Wallace intended for TE John Carlson.

2008: Appeared in two games as a rookie, but didn't record any statistics... Provided depth for the NFL's top-ranked rushing defense (76.9 ypg) behind Pro Bowl DTs Kevin Williams and Pat Williams... Inactive (healthy scratch) for 14 regular-season contests and the team's playoff game... **At Tennessee (Sept. 28):** Made his NFL debut... **At Detroit (Dec. 7):** Saw limited action for the second time in his career... **2008 Draft:** Selected by Minnesota with the second of its two fifth-round selections (No. 152 overall) following his junior season. The pick was obtained from Philadelphia, along with a second-round choice (No. 43), in exchange for Minnesota's second-round selection (No. 47) and its fourth-round pick (No. 117).

COLLEGE: Appeared in 34 games with 14 starts in his three seasons for the Seminoles... Registered 66 tackles (30 solo), including 12 tackles for a loss, 1½ sacks, a pass defended, a forced fumble and two fumble recoveries... Earned FSU's Big Otis Award as the player most dedicated to physical development in 2007... Majored in criminology... **Junior season (2007):** Played in 12 contests and made a career-high eight starts... Posted a career-high 31 tackles (17 solo), including a career-best 6½ tackles for a

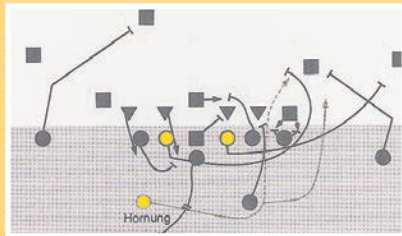
loss... Ranked second among the team's defensive linemen in tackles and was tied for fifth on the team in tackles for a loss... Added a sack, a pass defended and two fumble recoveries... Posted six tackles in the season opener at Clemson (Sept. 3)... Recorded a career-high eight tackles at Wake Forest (Oct. 11), matching his career best with 1½ tackles for a loss... **Sophomore season (2006):** Appeared in 12 games with five starts and posted 25 tackles (10 solo), including four tackles for a loss, a half-sack and a forced fumble... Posted a career-best eight tackles and the first sack of his career (half-sack) vs. Western Michigan (Nov. 18)... Started and recorded three tackles in the victory over UCLA in the Emerald Bowl (Dec. 27)... **Freshman season (2005):** Appeared in 10 games with one start and registered 10 tackles (three solo), including 1½ tackles for a loss... Started his first career game vs. The Citadel (Sept. 10) and registered five tackles, including 1½ tackles for a loss... Was the only true freshman to earn a start for the Seminoles on the season.

PERSONAL: Given name Letroy Shelton Guion Jr. ... Last name is pronounced GUY-on... Born in Gainesville, Fla. ... Nicknamed "Gucci"... Has five daughters, Zharianna, Trinique, Troi-Lynn, Honesty Blaque Nova and Londyn... Is a cousin of former Packers LB Sam Barrington... **High school:** Earned all-state and all-area honors following both his junior and senior seasons at Bradford High in Starke, Fla. ... Played four years of varsity and helped lead his team to the state semifinals in each of his last three years... Was named the *Gainesville Sun* Player of the Year as a senior after recording 131 tackles, including 21 tackles for a loss, 12 sacks and 11 forced fumbles... Was the runner-up for the Class 2A Mr. Football award as a senior... Played DT, DE, FB and TE... Also lettered all four years in basketball and track, participating in the shot put and discus events... **Community involvement:** Volunteered as a coach at the Mike Daniels Youth Football Camp each of the last two years... Participated in an event with The Salvation Army during his first season in Green Bay... Presented with the Beacon Award from The Salvation Army of the Twin Cities in recognition of his work with the organization during his time with the Vikings... Participated in the Minnesota Governor's Fishing Opener events in May 2009, 2010 and 2012, teaching kids how to fish... Sponsors an AAU basketball team in his hometown... Residence: Starke, Fla.

THE LOMBARDI SWEEP

Vince Lombardi was fond of saying, "Every football team eventually arrives at a lead play. It becomes the team's bread-and-butter play ... My No. 1 play has been the power sweep, sometimes called the Lombardi Sweep." The call in the huddle was Red Right 49 and the play unfolded with the halfback – Paul Hornung (No. 5) when he was in his prime – carrying the ball around right end following his pulling guards, Jerry Kramer (64) and Fuzzy Thurston (63).

Companion plays in Lombardi's offense included the weak-side sweep with the fullback as the ball carrier and also the halfback option pass.



LETTY GUION GAME-BY-GAME

2010, MINNESOTA

| Date | Opp | GP | GS | Tot | So | As | Sk | Yd | Int | Yd | Lg | TD | PD | FF | FR |
|-------------------|----------|-----------|----------|-----------|-----------|----------|----------|------------|----------|----------|----------|----------|----------|----------|----------|
| 09/09 | at NO-L | 1 | 0 | 0 | 0 | 0 | 0 | 0 | 0 | 0 | 0 | 0 | 0 | 0 | 0 |
| 09/19 | Mia-L | 1 | 0 | 1 | 0 | 0 | 0 | 0 | 0 | 0 | 0 | 0 | 0 | 0 | 0 |
| 09/26 | Det-W | 1 | 0 | 1 | 0 | 1 | 0 | 0 | 0 | 0 | 0 | 0 | 0 | 0 | 0 |
| 10/11 | at NYJ-L | 1 | 0 | 1 | 0 | 0 | 0 | 0 | 0 | 0 | 0 | 0 | 0 | 0 | 0 |
| 10/17 | Dal-W | 1 | 0 | 1 | 0 | 0 | 0 | 0 | 0 | 0 | 0 | 0 | 0 | 0 | 0 |
| 10/24 | at GB-L | 1 | 0 | 1 | 0 | 1 | 0 | 0 | 0 | 0 | 0 | 0 | 0 | 0 | 0 |
| 10/31 | at NE-L | 1 | 0 | 1 | 0 | 1 | 0 | 0 | 0 | 0 | 0 | 0 | 0 | 0 | 0 |
| 11/07 | Ari-W | | | | | | | (inactive) | | | | | | | |
| 11/14 | at Chi-L | 1 | 0 | 1 | 0 | 1 | 0 | 0 | 0 | 0 | 0 | 0 | 0 | 0 | 0 |
| 11/21 | GB-L | 1 | 0 | 2 | 0 | 2 | 0 | 0 | 0 | 0 | 0 | 0 | 0 | 0 | 0 |
| 11/28 | at Was-W | 1 | 0 | 3 | 2 | 1 | 5 | 0 | 0 | 0 | 0 | 0 | 0 | 1 | 0 |
| 12/05 | Buf-W | 1 | 0 | 1 | 0 | 0 | 0 | 0 | 0 | 0 | 0 | 0 | 0 | 0 | 0 |
| 12/13 | NYG-L | 1 | 0 | 2 | 0 | 0 | 0 | 0 | 0 | 0 | 0 | 0 | 0 | 0 | 0 |
| 12/20 | Chi-L | 1 | 0 | 0 | 0 | 0 | 0 | 0 | 0 | 0 | 0 | 0 | 0 | 0 | 0 |
| 12/28 | at Phi-W | 1 | 0 | 2 | 0 | 1 | 8 | 0 | 0 | 0 | 0 | 0 | 0 | 0 | 0 |
| 01/02 | at Det-L | 1 | 0 | 2 | 1 | 1 | 0 | 0 | 0 | 0 | 0 | 0 | 0 | 0 | 0 |
| '10 TOTALS | | 15 | 0 | 19 | 11 | 8 | 2 | 13 | 0 | 0 | 0 | 0 | 0 | 1 | 0 |

2011, MINNESOTA

| Date | Opp | GP | GS | Tot | So | As | Sk | Yd | Int | Yd | Lg | TD | PD | FF | FR |
|-------------------|----------|-----------|----------|-----------|-----------|-----------|----------|----------|----------|----------|----------|----------|----------|----------|----------|
| 09/11 | at SD-L | 1 | 1 | 6 | 2 | 4 | 0 | 0 | 0 | 0 | 0 | 0 | 0 | 0 | 0 |
| 09/18 | TB-L | 1 | 1 | 0 | 0 | 0 | 0 | 0 | 0 | 0 | 0 | 0 | 0 | 0 | 0 |
| 09/25 | Det-L | 1 | 0 | 0 | 0 | 0 | 0 | 0 | 0 | 0 | 0 | 0 | 0 | 0 | 0 |
| 10/02 | at KC-L | 1 | 0 | 2 | 2 | 0 | 0 | 0 | 0 | 0 | 0 | 0 | 0 | 0 | 0 |
| 10/09 | Ari-W | 1 | 0 | 0 | 0 | 0 | 0 | 0 | 0 | 0 | 0 | 0 | 0 | 0 | 0 |
| 10/16 | at Chi-L | 1 | 0 | 1 | 0 | 0 | 0 | 0 | 0 | 0 | 0 | 0 | 0 | 0 | 0 |
| 10/23 | GB-L | 1 | 0 | 1 | 0 | 1 | 0 | 0 | 0 | 0 | 0 | 0 | 0 | 0 | 0 |
| 10/30 | at Car-W | 1 | 0 | 0 | 0 | 0 | 0 | 0 | 0 | 0 | 0 | 0 | 0 | 0 | 0 |
| 11/14 | at GB-L | 1 | 0 | 1 | 0 | 0 | 0 | 0 | 0 | 0 | 0 | 0 | 0 | 0 | 0 |
| 11/20 | Oak-L | 1 | 0 | 2 | 0 | 2 | 0 | 0 | 0 | 0 | 0 | 0 | 0 | 0 | 0 |
| 11/27 | at Atl-L | 1 | 0 | 3 | 2 | 1 | 0 | 0 | 0 | 0 | 0 | 0 | 0 | 0 | 0 |
| 12/04 | Den-L | 1 | 0 | 2 | 2 | 0 | 0 | 0 | 0 | 0 | 0 | 0 | 0 | 0 | 0 |
| 12/11 | at Det-L | 1 | 0 | 3 | 3 | 0 | 0 | 0 | 0 | 0 | 0 | 0 | 0 | 0 | 0 |
| 12/18 | NO-L | 1 | 0 | 4 | 2 | 2 | 0 | 0 | 0 | 0 | 0 | 0 | 0 | 0 | 0 |
| 12/24 | at Was-W | 1 | 1 | 3 | 3 | 0 | 0 | 0 | 0 | 0 | 0 | 0 | 0 | 0 | 0 |
| 01/01 | Chi-L | 1 | 0 | 7 | 4 | 3 | 0 | 0 | 0 | 0 | 0 | 0 | 0 | 0 | 0 |
| '11 TOTALS | | 16 | 3 | 35 | 20 | 15 | 0 | 0 | 0 | 0 | 0 | 0 | 0 | 0 | 1 |

2012, MINNESOTA

| Date | Opp | GP | GS | Tot | So | As | Sk | Yd | Int | Yd | Lg | TD | PD | FF | FR |
|-------------------|----------|-----------|-----------|-----------|-----------|-----------|----------|------------------|----------|----------|----------|----------|----------|----------|----------|
| 09/09 | Jax-W | 1 | 1 | 5 | 4 | 1 | 0 | 0 | 0 | 0 | 0 | 0 | 0 | 0 | 0 |
| 09/16 | at Ind-L | 1 | 1 | 2 | 0 | 2 | 0 | 0 | 0 | 0 | 0 | 0 | 0 | 0 | 0 |
| 09/23 | SF-W | 1 | 1 | 4 | 3 | 1 | 0 | 0 | 0 | 0 | 0 | 0 | 0 | 0 | 0 |
| 09/30 | at Det-W | 1 | 1 | 5 | 2 | 3 | 2 | 7 | 0 | 0 | 0 | 0 | 0 | 0 | 0 |
| 10/07 | Ten-W | 1 | 1 | 5 | 2 | 3 | 0 | 0 | 0 | 0 | 0 | 0 | 0 | 0 | 0 |
| 10/14 | at Was-L | 1 | 1 | 5 | 3 | 2 | 0 | 0 | 0 | 0 | 0 | 0 | 0 | 0 | 0 |
| 10/21 | Ari-W | 1 | 1 | 2 | 1 | 1 | 0 | 0 | 0 | 0 | 0 | 0 | 0 | 0 | 0 |
| 10/25 | TB-L | 1 | 1 | 1 | 1 | 0 | 0 | 0 | 0 | 0 | 0 | 0 | 0 | 0 | 0 |
| 11/04 | at Sea-L | 1 | 1 | 5 | 1 | 4 | 0 | 0 | 0 | 0 | 0 | 0 | 0 | 0 | 0 |
| 11/11 | Det-W | | | | | | | (inactive — toe) | | | | | | | |
| 11/25 | at Chi-L | 1 | 1 | 1 | 0 | 1 | 0 | 0 | 0 | 0 | 0 | 0 | 0 | 0 | 0 |
| 12/02 | at GB-L | 1 | 1 | 2 | 0 | 2 | 0 | 0 | 0 | 0 | 0 | 0 | 0 | 0 | 0 |
| 12/09 | Chi-W | 1 | 1 | 4 | 2 | 2 | 0 | 0 | 0 | 0 | 0 | 0 | 0 | 0 | 0 |
| 12/16 | at StL-W | 1 | 1 | 4 | 1 | 3 | 0 | 0 | 0 | 0 | 0 | 1 | 0 | 0 | 0 |
| 12/23 | at Hou-W | 1 | 1 | 1 | 0 | 1 | 0 | 0 | 0 | 0 | 0 | 0 | 0 | 0 | 0 |
| 12/30 | GB-W | 1 | 1 | 3 | 1 | 2 | 0 | 0 | 0 | 0 | 0 | 0 | 0 | 0 | 0 |
| '12 TOTALS | | 15 | 15 | 49 | 21 | 28 | 2 | 7 | 0 | 0 | 0 | 1 | 0 | 0 | 0 |
| 01/05 | at GB-L | 1 | 1 | 6 | 4 | 2 | 0 | 0 | 0 | 0 | 0 | 0 | 0 | 0 | 0 |

NFC Wild Card Playoff

2013, MINNESOTA

| Date | Opp | GP | GS | Tot | So | As | Sk | Yd | Int | Yd | Lg | TD | PD | FF | FR |
|-------------------|----------|-----------|-----------|-----------|-----------|-----------|----------|-------------------------|----------|----------|----------|----------|----------|----------|----------|
| 09/08 | at Det-L | 1 | 1 | 3 | 0 | 3 | 0 | 0 | 0 | 0 | 0 | 0 | 0 | 0 | 0 |
| 09/15 | at Chi-L | 1 | 1 | 1 | 0 | 1 | 0 | 0 | 0 | 0 | 0 | 0 | 0 | 1 | 1 |
| 09/22 | Cle-L | 1 | 1 | 1 | 0 | 0 | 0 | 0 | 0 | 0 | 0 | 0 | 0 | 0 | 0 |
| 09/29 | Pit-W | 1 | 1 | 0 | 0 | 0 | 0 | 0 | 0 | 0 | 0 | 0 | 0 | 0 | 0 |
| 10/13 | Car-L | 1 | 1 | 2 | 1 | 1 | 0 | 0 | 0 | 0 | 0 | 0 | 0 | 0 | 0 |
| 10/21 | at NYG-L | 1 | 1 | 4 | 2 | 2 | 0 | 0 | 0 | 0 | 0 | 0 | 0 | 0 | 0 |
| 10/27 | GB-L | 1 | 1 | 5 | 3 | 2 | 1 | 1 | 0 | 0 | 0 | 0 | 0 | 0 | 0 |
| 11/03 | at Dal-L | 1 | 1 | 1 | 1 | 0 | 0 | 0 | 0 | 0 | 0 | 0 | 0 | 0 | 0 |
| 11/07 | Was-W | | | | | | | (did not play) | | | | | | | |
| 11/17 | at Sea-L | | | | | | | (inactive — chest) | | | | | | | |
| 11/24 | at GB-T | 1 | 1 | 0 | 0 | 0 | 0 | 0 | 0 | 0 | 0 | 0 | 1 | 0 | 0 |
| 12/01 | Chi-W | 1 | 1 | 2 | 0 | 2 | 0 | 0 | 0 | 0 | 0 | 0 | 0 | 0 | 0 |
| 12/08 | at Bal-L | 1 | 1 | 1 | 0 | 1 | 0 | 0 | 0 | 0 | 0 | 0 | 0 | 0 | 0 |
| 12/15 | Phi-W | 1 | 1 | 1 | 0 | 0 | 0 | 0 | 0 | 0 | 0 | 0 | 0 | 0 | 0 |
| 12/22 | at Cin-L | 1 | 1 | 2 | 0 | 0 | 0 | 0 | 0 | 0 | 0 | 0 | 0 | 0 | 0 |
| 12/29 | Det-W | | | | | | | (inactive — quadriceps) | | | | | | | |
| '13 TOTALS | | 13 | 13 | 23 | 11 | 12 | 1 | 1 | 0 | 0 | 0 | 0 | 1 | 1 | 1 |

2014, GREEN BAY

| Date | Opp | GP | GS | Tot | So | As | Sk | Yd | Int | Yd | Lg | TD | PD | FF | FR |
|-------------------|----------|-----------|-----------|-----------|-----------|-----------|-----------|-----------|----------|----------|----------|----------|----------|----------|----------|
| 09/04 | at Sea-L | 1 | 1 | 3 | 1 | 2 | 0 | 0 | 0 | 0 | 0 | 0 | 0 | 0 | 0 |
| 09/14 | NYJ-W | 1 | 1 | 5 | 2 | 3 | 0 | 0 | 0 | 0 | 0 | 0 | 0 | 0 | 0 |
| 09/21 | at Det-L | 1 | 1 | 5 | 3 | 2 | 0 | 0 | 0 | 0 | 0 | 0 | 0 | 0 | 0 |
| 09/28 | at Chi-W | 1 | 1 | 2 | 0 | 2 | 0 | 0 | 0 | 0 | 0 | 0 | 0 | 0 | 0 |
| 10/02 | Min-W | 1 | 1 | 6 | 4 | 2 | 1½ | 11 | 0 | 0 | 0 | 0 | 0 | 0 | 0 |
| 10/12 | at Mia-W | 1 | 1 | 7 | 4 | 3 | 0 | 0 | 0 | 0 | 0 | 0 | 0 | 0 | 0 |
| 10/19 | Car-W | 1 | 1 | 2 | 1 | 1 | 0 | 0 | 0 | 0 | 0 | 0 | 0 | 0 | 0 |
| 10/26 | at NO-L | 1 | 1 | 5 | 4 | 1 | 0 | 0 | 0 | 0 | 0 | 0 | 0 | 0 | 1 |
| 11/09 | Chi-W | 1 | 1 | 1 | 0 | 1 | 0 | 0 | 0 | 0 | 0 | 0 | 0 | 0 | 0 |
| 11/16 | Phi-W | 1 | 1 | 5 | 3 | 2 | 1 | 7 | 0 | 0 | 0 | 0 | 0 | 0 | 0 |
| 11/23 | at Min-W | 1 | 1 | 3 | 1 | 2 | 0 | 0 | 0 | 0 | 0 | 0 | 0 | 0 | 0 |
| 11/30 | NE-W | 1 | 1 | 2 | 1 | 1 | 0 | 0 | 0 | 0 | 0 | 0 | 0 | 0 | 0 |
| 12/08 | Atl-W | 1 | 1 | 2 | 1 | 1 | 0 | 0 | 0 | 0 | 0 | 0 | 1 | 0 | 0 |
| 12/14 | at Buf-L | 1 | 1 | 7 | 3 | 4 | 1 | 8 | 0 | 0 | 0 | 0 | 0 | 0 | 0 |
| 12/21 | at TB-W | 1 | 1 | 2 | 0 | 2 | 0 | 0 | 0 | 0 | 0 | 0 | 0 | 0 | 0 |
| 12/28 | Det-W | 1 | 1 | 5 | 3 | 2 | 0 | 0 | 0 | 0 | 0 | 0 | 0 | 0 | 0 |
| '14 TOTALS | | 16 | 16 | 62 | 31 | 31 | 3½ | 26 | 0 | 0 | 0 | 0 | 0 | 1 | 1 |
| 01/11 | Dal-W | 1 | 1 | 6 | 4 | 2 | 0 | 0 | 0 | 0 | 0 | 0 | 0 | 0 | 0 |
| 01/18 | at Sea-L | 1 | 1 | 6 | 2 | 4 | ½ | ½ | 0 | 0 | 0 | 0 | 0 | 0 | 0 |
| PLAYOFFS | | 2 | 2 | 12 | 6 | 6 | ½ | ½ | 0 | 0 | 0 | 0 | 0 | 0 | 0 |

NFC Divisional Playoff; NFC Championship

2015, GREEN BAY

| Date | Opp | GP | GS | Tot | So | As | Sk | Yd | Int | Yd | Lg | TD | PD | FF | FR |
|-------|----------|----|----|-----|----|----|----|---------------------|-----|----|----|----|----|----|----|
| 09/13 | at Chi-W | | | | | | | (reserve/suspended) | | | | | | | |
| 09/20 | Sea-W | | | | | | | (reserve/suspended) | | | | | | | |
| 09/28 | KC-W | | | | | | | (reserve/suspended) | | | | | | | |
| 10/04 | at SF-W | 1 | 0 | 0 | 0 | 0 | 0 | 0 | 0 | 0 | 0 | 0 | 0 | 0 | 0 |
| 10/11 | StL-W | 1 | 0 | 5 | 3 | 2 | 0 | 0 | 0 | 0 | 0 | 0 | 0 | 0 | 0 |
| 10/18 | SD-W | 1 | 1 | 5 | 0 | 5 | 0 | 0 | 0 | 0 | 0 | 0 | 0 | 0 | 0 |
| 11/01 | at Den-L | 1 | 0 | 3 | 0 | 3 | 0 | 0 | 0 | 0 | 0 | 0 | 0 | 0 | 0 |
| 11/08 | at Car-L | 1 | 1 | 3 | 1 | 2 | 0 | 0 | 0 | 0 | 0 | 0 | 0 | 0 | 0 |
| 11/15 | Det-L | 1 | 0 | 3 | 2 | 1 | 0 | 0 | 0 | 0 | 0 | 0 | 0 | 0 | 0 |
| 11/22 | at Min-W | 1 | 1 | 1 | 0 | 1 | 0 | 0 | 0 | 0 | 0 | | | | |

LADARIUS GUNTER

CORNERBACK | MIAMI

Third NFL Season | Third Packers Season



Ht: 6-2 Wt: 201 | Born: May 13, 1992 | NFL Games Played/Started: 24/15 | Acquired: FA-15

PRO HIGHLIGHTS:

- Saw an elevated role due to injuries in 2016, playing in all 16 games with 15 starts and posting 58 tackles (49 solo), a tackle for a loss, a team-high 15 passes defended and two forced fumbles. Also started all three postseason contests and registered 13 tackles (all solo) and two passes defended.
- One of two rookie free agents to make Green Bay's opening-day roster in 2015, joining RB Alonzo Harris.
- Saw action in eight games as a rookie, recording two tackles on special teams.
- Appeared in one postseason contest, playing 31 snaps on defense and 13 on special teams due to an injury to CB Quinten Rollins.
- Registered a team-high five passes defended and an interception for Green Bay during the 2015 preseason.

2016 SEASON: Played in all 16 games with 15 starts and posted 58 tackles (49 solo), a tackle for a loss, a team-high 15 passes defended and two forced fumbles...Also started all three postseason contests and registered 13 tackles (all solo) and two passes defended...**At Minnesota (Sept. 18):** Made his first NFL start, opening at RCB in place of an injured Sam Shields (concussion). Played 35 snaps and posted five tackles (all solo) and a forced fumble. The forced fumble came early in the second quarter when he punched the ball out from WR Adam Thielen after he made a catch over the middle on third down, a fumble that Thielen recovered...**Vs. N.Y. Giants (Oct. 9):** Was one of five defensive players to play all 56 snaps. Helped limit the Giants' top three WRs (Odell Beckham Jr., Sterling Shepard and Victor Cruz) to a combined seven catches for 70 yards (10.0 avg.) and a TD. Recorded an assisted tackle and a pass defended...**Vs. Chicago (Oct. 20):** Finished with three tackles (all solo) and a team-high two passes defended. Helped limit WR Alshon Jeffery to just three receptions for 33 yards (11.0 avg.) on the evening...**At Atlanta (Oct. 30):** Started in the slot and matched up with WR Julio Jones for much of the afternoon, helping to limit him to just three receptions for 29 yards (9.7 avg.). Posted five tackles (all solo) and a team-high two passes defended. On Atlanta's final drive, jumped a route to nearly pick off QB Matt Ryan's pass for WR Mohamed Sanu, breaking up the pass near midfield. Later on the drive, broke up a pass down the middle to Jones...**Vs. Indianapolis (Nov. 6):** Played all 68 snaps, one of three Green Bay defenders to do so, and registered a career-best seven solo tackles...**At Washington (Nov. 20):** Recorded a career-best eight tackles (six solo) and a pass defended...**Vs. Houston (Dec. 4):** Finished with four tackles (three solo), a forced fumble and two passes defended. On Houston's opening drive, came up to drill TE Ryan Griffin after he caught a pass in the flat, forcing a fumble that S Morgan Burnett scooped up at the Green Bay 41 and returned 35 yards to the Houston 24. Midway through the second quarter, fought off a block from WR Braxton Miller to trip up WR Will Fuller on a screen pass short of the first-down marker on third-and-18 to force a Houston punt. On the Texans' next offensive

AT A GLANCE ...

- Saw an elevated role due to injuries in 2016, playing in all 16 games with 15 starts and posting 58 tackles (49 solo), a tackle for a loss, a team-high 15 passes defended and two forced fumbles. Also started all three postseason contests and registered 13 tackles (all solo) and two passes defended.
- One of two rookie free agents to make Green Bay's opening-day roster in 2015, joining RB Alonzo Harris.
- Saw action in eight games as a rookie, recording two tackles on special teams. Also appeared in one postseason contest and posted a pass defended.
- Registered a team-high five passes defended and an interception for Green Bay during the 2015 preseason.
- Lettered all three years at Miami, starting 30 of 37 games played and recording 111 tackles (76 solo), three tackles for a loss, a forced fumble, two fumble recoveries, six interceptions and 18 pass breakups.

play, came up to break up Osweiler's pass intended for WR DeAndre Hopkins. Early in the fourth quarter, broke up a deep pass from Osweiler intended for Fuller...**Vs. Seattle (Dec. 11):** Posted an assisted tackle and two passes defended (tied for the team lead). Early in the third quarter, deflected QB Russell Wilson's pass intended for WR Doug Baldwin near the goal line as CB Quinten Rollins caught the deflection in the end zone for the interception...**Vs. Minnesota (Dec. 24):** Started at RCB, but was limited to just 19 snaps after departing the game in the second quarter due to an elbow injury. Registered two tackles (both solo)...**At Detroit (Jan. 1):** Played all 66 snaps, finishing with three tackles (all solo) and a team-high two passes defended. Midway through the fourth quarter, broke up a slant from QB Matthew Stafford intended for WR TJ Jones. With less than two minutes remaining in the game, got his left hand in to break up Stafford's pass down the seam inside the 5-yard line that was intended for WR Marvin Jones...**Vs. N.Y. Giants (NFC Wild Card, Jan. 8):** Played all 65 snaps, posting two solo tackles. Helped limit Beckham to just 28 yards receiving on four catches (7.0 avg.), tied for the second-lowest yardage output of his career (including playoffs)...**At Dallas (NFC Divisional, Jan. 15):** Played all 69 snaps, posting five tackles (all solo) and a pass defended. On the Cowboys' opening drive, got a hand in to break up QB Dak Prescott's pass intended for WR Dez Bryant down the seam on third-and-2, forcing Dallas to settle for a 50-yard FG from Dan Bailey.

2015: Played in eight games and was inactive for eight others (healthy scratch)...Recorded two tackles on special teams...Also played in one postseason contest and posted a pass defended...**Vs. Kansas City (Sept. 28):** Made his NFL debut, playing three snaps on defense and five on special teams...**At San Francisco (Oct. 4):** Played five snaps on defense and two on special teams...**At Carolina (Nov. 8):** Played 18 snaps on special teams...**At Detroit (Dec. 3):** Appeared on six plays on special teams and two on defense...**At Oakland (Dec. 20):** Played seven snaps on special teams and one on defense. Posted his first

career tackle on special teams, bringing down RB Taiwan Jones at the Oakland 16 after just an 18-yard return on a kickoff in the fourth quarter... **At Arizona (Dec. 27):** Appeared on one play on special teams, bringing down RB Kerwynn Williams at the Arizona 12 on the opening kickoff of the game... **At Washington (NFC Wild Card, Jan. 10):** Saw the most significant action of his career on defense to that point, seeing increased time in the second half after Rollins departed the game due to a quad injury. Played 31 snaps on defense and 13 on special teams. Registered a pass defended, breaking up a pass from QB Kirk Cousins intended for WR Pierre Garcon over the middle in the fourth quarter... **2015 Draft:** Signed by the Green Bay Packers as an undrafted free agent on May 8.

COLLEGE: Lettered all three years at the University of Miami, starting 30 of 37 games played... Compiled 111 tackles (76 solo), three tackles for a loss, one forced fumble, two fumble recoveries, six interceptions and 18 pass breakups... Played one season at Fort Scott Community College (Kan.) before transferring to Miami... Earned his bachelor's degree in sports administration... **Senior season (2014):** Started all 13 games and logged 28 tackles (21 solo), two interceptions and six pass breakups... Came down with his first interception of the season as he picked off QB Anthony Boone in the fourth quarter to help Miami

to a 22-10 victory vs. Duke (Sept. 27)... Helped the Hurricanes stay undefeated at home as he contributed two solo tackles and an interception off of QB Gunner Kiel in the win vs. Cincinnati (Oct. 11)... Broke up one pass and registered four tackles (two solo) in the win at Virginia Tech (Oct. 23)... Posted two solo tackles in the 2014 Duck Commander Independence Bowl vs. South Carolina (Dec. 27)... **Junior season (2013):** Recorded his most productive season as a Hurricane, starting all 12 games played and tallying a career-high 46 tackles (36 solo), two for a loss, one forced fumble, three interceptions for 118 return yards and six pass breakups... Named Atlantic Coast Conference Player of the Week after he picked off QB Justin Thomas and returned it 30 yards for a touchdown to nullify Georgia Tech's comeback in a 45-30 victory at home (Oct. 5), adding seven tackles (five solo), including one for a loss of 5 yards... Awarded ACC Specialist of the Week for his performance in the 27-23 comeback win at North Carolina (Oct. 17) as he produced six solo tackles and one pass breakup to go along with a blocked field goal that he returned for a touchdown... Logged four tackles (three solo) and one forced fumble vs. Virginia Tech (Nov. 9)... Intercepted QB David Watford and returned it 81 yards, setting up a Miami touchdown on the following possession, and added four tackles (three solo) as the Hurricanes went on to defeat Virginia, 45-26, at home (Nov. 23)... Posted

PACKERS ASSISTANT COACHES, BY POSITION

| | | | |
|--|---------------|--|-------------|
| Defense | 1949 | Defensive Backs | 1956 |
| Brock, Charley | 1949 | Stuber, Abe | 1956 |
| *Heardon, Tom | 1954-55, 1957 | Baker, Norb | 1959-63 |
| Richards, Ray | 1958 | Burns, Jerry | 1966-67 |
| Bengtson, Phil | 1960-67 | Robinson, Wayne | 1968-69 |
| *Suffered a stroke before the 1957 season and was unable to perform his duties that season | | Dvalls, Dick | 1970 |
| | | Evan, Don | 1971-73 |
| Defensive Coordinator | | Colnard, Billy | 1974 |
| Hanner, Dave | 1972-79 | Kinard, Jim | 1975 |
| Meyer, John | 1980-83 | LeBeau, Dick | 1976-79 |
| Modzelewski, Dick | 1984-87 | Fichtner, Ross | 1980-83 |
| Bullough, Hank | 1988-91 | Riley, Ken | 1984-85 |
| Rhodes, Ray | 1992-93 | Jauron, Dick | 1986-94 |
| Shurmur, Fritz | 1994-98 | Valesente, Bob | 1995-98 |
| Thomas, Emmitt | 1999 | Vitt, Joe | 1999 |
| Donatelli, Ed | 2000-03 | Slowik, Bob | 2000-03 |
| Slowik, Bob | 2004 | Schottenheimer, K. | 2004, 06-08 |
| Bates, Jim | 2005 | Baker, Joe | 2005 |
| Sanders, Bob | 2006-08 | Washington, L (CB) | 2005-08 |
| Capers, Dom | 2009-17 | Perry, Darren (S) | 2009-17 |
| | | Whitt Jr., Joe (CB) | 2009-17 |
| Line | | Linebackers | |
| Smith, Richard "Red" | 1936-43 | Gustafson, Burt | 1971-74 |
| Trafton, George | 1944 | Meyer, John | 1975-79 |
| Kiesling, Walt | 1945-48 | Marshall, John | 1980-82 |
| Stidham, Tom | 1949 | Kiffin, Monte | 1983 |
| Taylor, John "Tarz" | 1950-52 | Paterra, Herb | 1984-85 |
| Drulis, Chuck | 1951-53 | Priefer, Chuck | 1984 |
| Rymkus, Lou | 1954-57 | Lindsey, Dale | 1986-87 |
| Primary Defensive Line | | Moseley, Dick | 1988-91 |
| Klapstein, Earl | 1956 | Valesente, Bob | 1992-94 |
| Morton, Jack | 1957-58 | Lind, Jim | 1995-98 |
| Bengtson, Phil | 1959-64 | Holland, Johnny | 1999 |
| Hanner, Dave | 1965-79 | Pelini, Bo | 2000-02 |
| *vonAppen, Fred | 1980 | Duffner, Mark | 2003-05 |
| *Champion, Jim | 1980 | Greene, Kevin (OLB) | 2009-13 |
| Urich, Richard "Doc" | 1981-83 | Moss, Winston | 2006-17 |
| Modzelewski, Dick | 1984-87 | Offensive Coordinator | |
| Blache, Greg | 1988-93 | Roach, Paul | 1975-76 |
| Brooks, Larry | 1994-98 | Schnelker, Bob | 1982-85 |
| Trovack, Mike | 1999 | Lewis, Sherman | 1992-99 |
| Franklin, Jethro | 2000-04 | Rossley, Tom | 2000-05 |
| Sanders, Bob (DE) | 2005 | Jagodzinski, Jeff | 2006 |
| Nunn, Robert (DT) | 2005-08 | Philbin, Joe | 2007-11 |
| Hairston, Carl (DE) | 2006-08 | Clements, Tom | 2012-14 |
| Trovack, Mike | 2009-17 | Bennett, Edgar | 2015-17 |
| *Resigned the week before the 1980 opener | | NOTE: Bob Schnelker (1969-71), John Polonchek (1972-73), Lew Carpenter (1976-81) and Tom Coughlin (1986-87) were in charge of the passing game. Ray Wietecha (1969-70) was in charge of the running game. | |

Primary Offensive Line

| | |
|------------------|-----------|
| Skorich, Nick | 1958 |
| Austin, Bill | 1959-64 |
| Wietecha, Ray | 1965-68 |
| Gregg, Forrest | 1969-70 |
| Dotsch, Rollie | 1971-74 |
| McLaughlin, Leon | 1975-76 |
| Curry, Bill | 1977-79 |
| McMillan, Ernie | 1978-83 |
| Wampfler, Jerry | 1984-87 |
| Davis, Charlie | 1988-91 |
| Lovat, Tom | 1992-98 |
| Beightol, Larry | 1999-2005 |
| Philbin, Joe | 2006 |
| Campan, James | 2007-17 |

Ends/Receivers

| | |
|---------------------|---------|
| *Hutson, Don | 1944-48 |
| Plasman, Dick | 1950-52 |
| Devore, Hugh | 1953 |
| Voris, Dick | 1961-62 |
| Fears, Tom | 1962-65 |
| Schnelker, Bob | 1966-71 |
| Polonchek, John | 1972-74 |
| Carpenter, Lew | 1975-85 |
| Coughlin, Tom | 1986-87 |
| Geis, Wayne "Buddy" | 1988-91 |
| Lewis, Sherman | 1992 |
| Gruđen, Jon | 1993-94 |
| Haskell, Gil | 1995-97 |
| Cromwell, Nolan | 1998 |
| Baggett, Charlie | 1999 |
| Sherman, Ray | 2000-04 |
| Franklin, James | 2005 |
| Robinson, Jimmy | 2006-10 |
| Bennett, Edgar | 2011-14 |
| Van Pelt, Alex | 2015 |
| Getsy, Luke | 2016-17 |

*Player-coach in 1944-45

Quarterbacks

| | |
|-------------------|---------|
| Starr, Bart | 1972 |
| Moss, Perry | 1974 |
| Bratkowski, Zeke | 1975-81 |
| Sefcik, George | 1986-87 |
| Infante, Lindy | 1988-91 |
| Mariucci, Steve | 1992-95 |
| Mornhinweg, Marty | 1996 |
| Reid, Andy | 1997-98 |
| McCarthy, Mike | 1999 |
| Rossley, Tom | 2000-02 |
| Bevell, Darrell | 2003-05 |
| Clements, Tom | 2006-11 |
| McAdoo, Alex | 2012-13 |
| Van Pelt, Alex | 2014-17 |

Tight Ends

| | |
|-------------------|-----------|
| Knight, Virgil | 1988-91 |
| Reid, Andy | 1992-96 |
| Sherman, Mike | 1997-98 |
| Jagodzinski, Jeff | 1999-2003 |
| Philbin, Joe | 2004-05 |
| McAdoo, Ben | 2006-11 |
| Fontenot, Jerry | 2012-15 |
| Angelichio, Brian | 2016-17 |

Offensive Backfield

| | |
|-----------------------|---------|
| *Hutson, Don | 1944-46 |
| Molenda, Bo | 1947-48 |
| Snyder, Bob | 1949 |
| Notling, Ray | 1950 |
| McLean, Ray "Scooter" | 1951-57 |
| Reid, Floyd "Breezy" | 1958 |
| Cochran, John "Red" | 1959-66 |
| McCormick, Tom | 1967-68 |
| Bratkowski, Zeke | 1969-70 |
| Cochran, John "Red" | 1971-74 |
| Roach, Paul | 1975-76 |
| Lord, Bob | 1977-78 |
| Bratkowski, Zeke | 1979-81 |
| Kettela, Pete | 1982 |
| Brunner, John | 1983 |
| Sefcik, George | 1984-85 |
| Hilton, John | 1986 |
| Peete, Willie | 1987-91 |

*Player-coach in 1944-45

Running Backs

| | |
|-----------------|---------|
| Haskell, Gil | 1992-94 |
| Sydney, Harry | 1995-99 |
| Brown, Kippy | 2000 |
| Crom, Sylvester | 2001-03 |
| Rolland, Johnny | 2004 |
| Bennett, Edgar | 2005-10 |
| Fontenot, Jerry | 2011 |
| Van Pelt, Alex | 2012-13 |
| Gash, Sam | 2014-15 |
| Sirmans, Ben | 2016-17 |

Special Teams

| | |
|-----------------|---------|
| Kuhlmann, Hank | 1972-74 |
| Lord, Bob | 1975-76 |
| Gustafson, Burt | 1977-78 |
| vonAppen, Fred | 1979 |
| Marshall, John | 1980 |
| Rehbein, Dick | 1981-83 |
| Priefer, Chuck | 1984-85 |
| Hilton, John | 1986 |
| Peete, Willie | 1987 |
| Tippett, Howard | 1988-91 |
| Cromwell, Nolan | 1992-97 |
| Holland, Johnny | 1998 |
| Ortmayer, Steve | 1999 |
| Novak, Frank | 2000-02 |
| Bonamego, John | 2003-05 |
| Stock, Mike | 2006-08 |
| Slocum, Shawn | 2009-14 |
| Zook, Ron | 2015-17 |

six solo tackles and tied his career high with three pass breakups vs. Louisville in the Russell Athletic Bowl (Dec. 28)...**Sophomore season (2012):** Made five starts in 12 games played and totaled 27 tackles (19 solo), one for a loss, two fumble recoveries, six passes defended and one interception...Helped his team to an opening-day 41-32 win at Boston College (Sept. 1) as he recorded his first solo tackle and first fumble recovery as a Hurricane...Helped Miami win the turnover margin as he posted one of four fumble recoveries for his unit and added four tackles (two solo) vs. North Carolina State (Sept. 29)...Turned in a career high in both total and solo tackles with eight vs. North Carolina (Oct. 13)...Registered his first career interception as he stepped in front of a pass from QB Logan Thomas, returning it 15 yards, and added three tackles (one solo) vs. Virginia Tech (Nov. 1)...**Freshman season (2011):**

Played one season at Fort Scott Community College (Kan.), where he notched 24 tackles, including three for a loss, two forced fumbles and an interception in seven game appearances...Flipped the field vs. Dodge City Community College (Oct. 15) when he took an interception back 100 yards for a touchdown, and added four tackles (three solo).

PERSONAL: Given name LaDarius Markeis Gunter... First name is pronounced luh-DAIR-ee-us...Born in Montgomery, Ala. ...Has a son, LaDarius Jr. ...**High school:** Played cornerback, safety and outside linebacker for Jefferson Davis High School (Montgomery, Ala.)...Ranked as a three-star prospect at cornerback by Rivals.com and a two-star prospect by Scout.com...Residence: Montgomery, Ala.

LADARIUS GUNTER'S PRO STATISTICS

| Year | Team | GP | GS | —Tackles— | | | | | Interceptions | | | | | Fumbles | | | | |
|-------------------------------|-----------|-----------|-----------|-----------|-----------|----------|----------|----------|---------------|----------|----------|----------|-----------|----------|----------|----------|----------|----------|
| | | | | Tot | Solo | Asst | Sk | Yds | No | Yds | Lg | TD | PD | FF | FR | Yds | | |
| 2015 | Green Bay | 8 | 0 | 0 | 0 | 0 | 0 | 0 | 0 | 0 | 0 | 0 | 0 | 0 | 0 | 0 | 0 | 0 |
| 2016 | Green Bay | 16 | 15 | 58 | 49 | 9 | 0 | 0 | 0 | 0 | 0 | 0 | 15 | 2 | 0 | 0 | 0 | 0 |
| NFL totals (two years) | | 24 | 15 | 58 | 49 | 9 | 0 | 0 | 0 | 0 | 0 | 0 | 15 | 2 | 0 | 0 | 0 | 0 |

| Year | Team | GP | GS | —Tackles— | | | | | Interceptions | | | | | Fumbles | | | | |
|-------------------|-----------|----------|----------|-----------|-----------|----------|----------|----------|---------------|----------|----------|----------|----------|----------|----------|----------|----------|----------|
| | | | | Tot | Solo | Asst | Sk | Yds | No | Yds | Lg | TD | PD | FF | FR | Yds | | |
| 2015 | Green Bay | 1 | 0 | 0 | 0 | 0 | 0 | 0 | 0 | 0 | 0 | 0 | 0 | 1 | 0 | 0 | 0 | 0 |
| 2016 | Green Bay | 3 | 3 | 13 | 13 | 0 | 0 | 0 | 0 | 0 | 0 | 0 | 2 | 0 | 0 | 0 | 0 | 0 |
| Postseason | | 4 | 3 | 13 | 13 | 0 | 0 | 0 | 0 | 0 | 0 | 0 | 3 | 0 | 0 | 0 | 0 | 0 |

Additional statistics: Special teams tackles — 2 in 2015.

NFL debut: vs. Kansas City, 9/28/15

CAREER TRANSACTIONS

■ 2015 Signed by Green Bay Packers as undrafted free agent, May 8.

GUNTER'S SINGLE-GAME CAREER HIGHS

| | | |
|------------------------|---------------------------------------|-----------------------|
| Tackles | Total | 8, at Was. (11/20/16) |
| | Solo | 7, vs. Ind. (11/6/16) |
| Passes Defended | 2, five times (last: at Det., 1/1/17) | |

LADARIUS GUNTER GAME-BY-GAME

2015, GREEN BAY

| Date | Opp | GP | GS | Tot | So | As | Sk | Yd | Int | Yd | Lg | TD | PD | FF | FR |
|-------------------|-----------------------|----------|----------|------------|----------|----------|----------|----------|----------|----------|----------|----------|----------|----------|----------|
| 09/13 | at Chi-W | | | (inactive) | | | | | | | | | | | |
| 09/20 | Sea-W | | | (inactive) | | | | | | | | | | | |
| 09/28 | KC-W | 1 | 0 | 0 | 0 | 0 | 0 | 0 | 0 | 0 | 0 | 0 | 0 | 0 | 0 |
| 10/04 | at SF-W | 1 | 0 | 0 | 0 | 0 | 0 | 0 | 0 | 0 | 0 | 0 | 0 | 0 | 0 |
| 10/11 | StL-W | | | (inactive) | | | | | | | | | | | |
| 10/18 | SD-W | 1 | 0 | 0 | 0 | 0 | 0 | 0 | 0 | 0 | 0 | 0 | 0 | 0 | 0 |
| 11/01 | at Den-L | | | (inactive) | | | | | | | | | | | |
| 11/08 | at Car-L | 1 | 0 | 0 | 0 | 0 | 0 | 0 | 0 | 0 | 0 | 0 | 0 | 0 | 0 |
| 11/15 | Det-L | | | (inactive) | | | | | | | | | | | |
| 11/22 | at Min-W | | | (inactive) | | | | | | | | | | | |
| 11/26 | Chi-L | 1 | 0 | 0 | 0 | 0 | 0 | 0 | 0 | 0 | 0 | 0 | 0 | 0 | 0 |
| 12/03 | at Det-W | 1 | 0 | 0 | 0 | 0 | 0 | 0 | 0 | 0 | 0 | 0 | 0 | 0 | 0 |
| 12/13 | Dal-W | | | (inactive) | | | | | | | | | | | |
| 12/20 | at Oak-W | 1 | 0 | 0 | 0 | 0 | 0 | 0 | 0 | 0 | 0 | 0 | 0 | 0 | 0 |
| 12/27 | at Ari-L | 1 | 0 | 0 | 0 | 0 | 0 | 0 | 0 | 0 | 0 | 0 | 0 | 0 | 0 |
| 01/03 | Min-L | | | (inactive) | | | | | | | | | | | |
| '15 TOTALS | | 8 | 0 | 0 | 0 | 0 | 0 | 0 | 0 | 0 | 0 | 0 | 0 | 0 | 0 |
| 01/10 | at Was-W ¹ | 0 | 0 | 0 | 0 | 0 | 0 | 0 | 0 | 0 | 0 | 0 | 1 | 0 | 0 |
| 01/16 | at Ari-L ² | | | (inactive) | | | | | | | | | | | |

¹NFC Wild Card Playoff; ²NFC Divisional Playoff

2016, GREEN BAY

| Date | Opp | GP | GS | Tot | So | As | Sk | Yd | Int | Yd | Lg | TD | PD | FF | FR |
|-------------------|-----------------------|-----------|-----------|-----------|-----------|----------|----------|----------|----------|----------|----------|----------|-----------|----------|----------|
| 09/11 | at Jax-W | 1 | 0 | 2 | 1 | 1 | 0 | 0 | 0 | 0 | 0 | 0 | 0 | 0 | 0 |
| 09/18 | at Min-L | 1 | 1 | 5 | 5 | 0 | 0 | 0 | 0 | 0 | 0 | 0 | 0 | 0 | 1 |
| 09/25 | Det-W | 1 | 1 | 3 | 3 | 0 | 0 | 0 | 0 | 0 | 0 | 0 | 1 | 0 | 0 |
| 10/09 | NYG-W | 1 | 1 | 1 | 1 | 0 | 0 | 0 | 0 | 0 | 0 | 0 | 0 | 1 | 0 |
| 10/16 | Dal-L | 1 | 1 | 4 | 2 | 2 | 0 | 0 | 0 | 0 | 0 | 0 | 0 | 0 | 0 |
| 10/20 | Chi-W | 1 | 1 | 3 | 3 | 0 | 0 | 0 | 0 | 0 | 0 | 0 | 2 | 0 | 0 |
| 10/30 | at Atl-L | 1 | 1 | 5 | 5 | 0 | 0 | 0 | 0 | 0 | 0 | 0 | 2 | 0 | 0 |
| 11/06 | Ind-L | 1 | 1 | 7 | 7 | 0 | 0 | 0 | 0 | 0 | 0 | 0 | 0 | 0 | 0 |
| 11/13 | at Ten-L | 1 | 1 | 3 | 2 | 1 | 0 | 0 | 0 | 0 | 0 | 0 | 1 | 0 | 0 |
| 11/20 | at Was-L | 1 | 1 | 8 | 6 | 2 | 0 | 0 | 0 | 0 | 0 | 0 | 1 | 0 | 0 |
| 11/28 | at Phi-W | 1 | 1 | 4 | 4 | 0 | 0 | 0 | 0 | 0 | 0 | 0 | 1 | 0 | 0 |
| 12/04 | Hou-W | 1 | 1 | 4 | 3 | 1 | 0 | 0 | 0 | 0 | 0 | 0 | 2 | 1 | 0 |
| 12/11 | Sea-W | 1 | 1 | 1 | 1 | 0 | 0 | 0 | 0 | 0 | 0 | 0 | 2 | 0 | 0 |
| 12/18 | at Chi-W | 1 | 1 | 3 | 3 | 0 | 0 | 0 | 0 | 0 | 0 | 0 | 0 | 0 | 0 |
| 12/24 | Min-W | 1 | 1 | 2 | 2 | 0 | 0 | 0 | 0 | 0 | 0 | 0 | 0 | 0 | 0 |
| 01/01 | at Det-W | 1 | 1 | 3 | 3 | 0 | 0 | 0 | 0 | 0 | 0 | 0 | 0 | 2 | 0 |
| '16 TOTALS | | 16 | 15 | 58 | 49 | 9 | 0 | 0 | 0 | 0 | 0 | 0 | 15 | 2 | 0 |
| 01/08 | NYG-W ¹ | 1 | 2 | 2 | 2 | 0 | 0 | 0 | 0 | 0 | 0 | 0 | 0 | 0 | 0 |
| 01/15 | at Dal-W ¹ | 1 | 1 | 5 | 5 | 0 | 0 | 0 | 0 | 0 | 0 | 0 | 1 | 0 | 0 |
| 01/22 | at Atl-L ¹ | 1 | 1 | 6 | 6 | 0 | 0 | 0 | 0 | 0 | 0 | 0 | 1 | 0 | 0 |

PLAYOFFS 3 3 13 13 0 0 0 0 0 0 0 0 0 2 0 0
¹NFC Wild Card Playoff; ²NFC Divisional Playoff; ³NFC Championship

JOSH HAWKINS

CORNERBACK | EAST CAROLINA

Second NFL Season | Second Packers Season



Ht: 5-10 Wt: 189 | Born: January 23, 1993 | NFL Games Played/Started: 11/0 | Acquired: FA-16

PRO HIGHLIGHTS:

- Was one of four 2016 undrafted free agents to play 10-plus games for the Packers as rookies.
- Saw action in 11 games in 2016, posting a pass defended on defense and four tackles on special teams.
- Appeared in all three postseason games and recorded a tackle on special teams.

2016 SEASON: Played in 11 games and posted a pass defended and four tackles on special teams...Was sidelined for Weeks 1-2 due to a hamstring injury and was inactive for the final three games as a healthy scratch... Appeared in all three postseason contests and recorded a tackle on special teams...**Vs. Detroit (Sept. 25):** Made his NFL debut, appearing on seven plays on defense and six on special teams. Had a pass defended midway through the second quarter, coming back on the ball and diving over WR Golden Tate to knock down QB Matthew Stafford's pass...**At Philadelphia (Nov. 28):** Played nine snaps on special teams and registered his first career tackle, bringing down RB Kenjon Barner at the Philadelphia 13 on a kickoff return late in the fourth quarter...**Vs. Houston (Dec. 4):** Played 13 snaps on special teams and recorded a tackle...**Vs. Seattle (Dec. 11):** Appeared on 14 plays on special teams and registered a season-high two tackles...**Vs. N.Y. Giants (NFC Wild Card, Jan. 8):** Played 13 snaps on special teams and posted a tackle...**At Dallas (NFC Divisional, Jan. 15):** Saw action in the dime defense with injuries in the secondary, appearing on 15 plays. Also played 11 snaps on special teams...**2016 NFL Draft:** Signed by the Green Bay Packers as an undrafted free agent on May 6.

COLLEGE: Former walk-on who started 28 of 50 career games at East Carolina, totaling 139 tackles (88 solo), including 3½ for a loss, a forced fumble, nine interceptions and 22 pass breakups...Ranked at the top of the FBS in several defensive categories, including interceptions (13th), pass breakups (26th) and interception return yards (33rd)...Earned his degree in sports studies with a minor in business...**Senior season (2015):** Started 10

AT A GLANCE ...

- Was one of four 2016 undrafted free agents to play 10-plus games for the Packers as rookies, seeing action in 11 games.
- Appeared in all three postseason games and recorded a tackle on special teams.
- Former walk-on who started 28 of 50 career games at East Carolina, totaling 139 tackles (88 solo), including 3½ for a loss, a forced fumble, nine interceptions and 22 pass breakups.
- Ranked at the top of the FBS in several defensive categories as a senior, including interceptions (13th), pass breakups (26th) and interception return yards (33rd).

of 12 games played, logging 42 tackles (27 solo), two interceptions for 100 return yards and four pass breakups... Helped lead the Pirates to an opening-day win vs. Towson (Sept. 5), logging five tackles (three solo), an interception and a pass breakup...Tied for the team lead in tackles with nine (six solo) at Brigham Young (Oct. 10) and added a pass breakup...Recorded six tackles (three solo) and returned an interception 100 yards for the first and only TD of his career vs. Tulsa (Oct. 17)...His triple-digit return yardage tied a single-game school record and also earned him American Athletic Conference Player of the Week honors and an honorable mention for the Jim Thorpe Award...**Junior season (2014):** Started 11 of 13 games played as a junior in 2014, recording a career-high 44 tackles (31 solo), including 1½ for a loss, a forced fumble, five interceptions and 11 pass breakups...Was a semifinalist for the Jim Thorpe Award...Registered at least one pass breakup in seven of 13 games and six straight from the South Carolina (Sept. 6) to Connecticut (Oct. 23) contests...Logged four tackles (all solo), an interception and two pass breakups at South Carolina (Sept. 6)...Posted a season-high eight tackles (seven solo), a career-high two interceptions and a pass breakup at No. 17 Virginia Tech (Sept. 13)...**Sophomore season (2013):** Started four of 13 games played, totaling 40 tackles (24 solo), including one for a loss, an interception and four pass breakups...Logged six tackles (four solo) and picked off a pass and returned it 26 yards, adding a pass breakup, vs. Florida Atlantic (Sept.

PACKERS HEAD-COACHING DEBUTS

Mike McCarthy, the 14th head coach in Green Bay history, became the first Packers coach to face the Bears in his debut since Vince Lombardi in 1959. No Green Bay coach has ever played his first official league contest outside Wisconsin.

| Coach | Date | Opponent | Site | Result |
|----------------------|----------|---------------------|-----------------------------|---------------|
| Earl "Curly" Lambeau | 10/23/21 | Minneapolis Marines | Hagemeister Park, Green Bay | W, 7-6 |
| Gene Ronzani | 09/17/50 | Detroit Lions | City Stadium, Green Bay | L, 45-7 |
| Lisle Blackburn | 09/26/54 | Pittsburgh Steelers | City Stadium, Green Bay | L, 21-20 |
| Ray "Scooter" McLean | 09/28/58 | Chicago Bears | *Lambeau Field, Green Bay | L, 34-20 |
| Vince Lombardi | 09/27/59 | Chicago Bears | *Lambeau Field, Green Bay | W, 9-6 |
| Phil Bengtson | 09/15/68 | Philadelphia Eagles | Lambeau Field, Green Bay | W, 30-13 |
| Dan Devine | 09/19/71 | New York Giants | Lambeau Field, Green Bay | L, 42-40 |
| Bart Starr | 09/21/75 | Detroit Lions | County Stadium, Milwaukee | L, 30-16 |
| Forrest Gregg | 09/02/84 | St. Louis Cardinals | Lambeau Field, Green Bay | W, 24-23 |
| Lindy Infante | 09/04/88 | Los Angeles Rams | Lambeau Field, Green Bay | L, 34-7 |
| Mike Holmgren | 09/06/92 | Minnesota Vikings | Lambeau Field, Green Bay | L, 23-20 (ot) |
| Ray Rhodes | 09/12/99 | Oakland Raiders | Lambeau Field, Green Bay | W, 28-24 |
| Mike Sherman | 09/03/00 | New York Jets | Lambeau Field, Green Bay | L, 20-16 |
| Mike McCarthy | 09/10/06 | Chicago Bears | Lambeau Field, Green Bay | L, 26-0 |

*—Then known as (new) City Stadium, before facility renamed Lambeau Field in 1965

5)...**Redshirt freshman season (2012):** Started three of 12 games played, recording 13 tackles (six solo), including one for a loss, an interception and three pass breakups...Registered four tackles (two solo), including one for a loss, an interception and a pass breakup in his first collegiate game action at Southern Mississippi (Sept. 15)...Earned a position on the ECU roster as a walk-on.

PERSONAL: Given name Josh Rashard Hawkins; nickname is "Hawk"...Born in Winston-Salem, N.C. ...**High school:** Attended Glenn High School in Kernersville, N.C., where he rushed for a county-high 1,612 yards and contributed 20 TDs on 222 carries (7.3 avg.) in his final sea-

son...Ran for 1,828 yards and 17 TDs while also serving as starting safety during his junior year in 2009...Lettered all four years in football and also played lacrosse...Named the *Triad Sports Weekly* Forsythe County Offensive Player of the Year and was selected as the Piedmont Triad 4A Conference Offensive Player of the Year in 2010...Named to the *Winston-Salem Journal's* All-Northwest Team in 2009 and 2010...**Community involvement:** Participated in the Packers Give Back Celebrity Bowling event...Was an active participant in the local Boys and Girls clubs while in college...Also helped with trash pickup and volunteered at elementary schools in the area...Residence: Winston-Salem, N.C.

JOSH HAWKINS' PRO STATISTICS

| Year | Team | GP | GS | —Tackles— | | | | | Interceptions | | | | | Fumbles | | | | |
|------|-----------|----|----|-----------|------|------|----|-----|---------------|-----|----|----|----|---------|----|-----|---|---|
| | | | | Tot | Solo | Asst | Sk | Yds | No | Yds | Lg | TD | PD | FF | FR | Yds | | |
| 2016 | Green Bay | 11 | 0 | 0 | 0 | 0 | 0 | 0 | 0 | 0 | 0 | 0 | 0 | 0 | 1 | 0 | 0 | 0 |

PLAYOFFS

| Year | Team | GP | GS | —Tackles— | | | | | Interceptions | | | | | Fumbles | | | | |
|------|-----------|----|----|-----------|------|------|----|-----|---------------|-----|----|----|----|---------|----|-----|---|---|
| | | | | Tot | Solo | Asst | Sk | Yds | No | Yds | Lg | TD | PD | FF | FR | Yds | | |
| 2016 | Green Bay | 3 | 0 | 0 | 0 | 0 | 0 | 0 | 0 | 0 | 0 | 0 | 0 | 0 | 0 | 0 | 0 | 0 |

Additional statistics: Special teams tackles — 4 in 2016, 1 in '16 playoffs.

NFL debut: vs. Detroit, 9/25/16

CAREER TRANSACTIONS

■ 2016 Signed by Green Bay Packers as undrafted free agent, May 6.

JOSH HAWKINS GAME-BY-GAME

2016, GREEN BAY

| Date | Opp | GP | GS | Tot | So | As | Sk | Yd | Int | Yd | Lg | TD | PD | FF | FR | |
|-------------------|-----------|----------|----------|----------|----------|----------|----------|----------|----------|----------|----------|----------|----------|----------|----------|----------|
| 09/11 at Jax-W | | | | | | | | | | | | | | | | |
| 09/18 at Min-L | | | | | | | | | | | | | | | | |
| 09/25 Det-W | 1 | 0 | 0 | 0 | 0 | 0 | 0 | 0 | 0 | 0 | 0 | 0 | 0 | 1 | 0 | 0 |
| 10/09 NYG-W | 1 | 0 | 0 | 0 | 0 | 0 | 0 | 0 | 0 | 0 | 0 | 0 | 0 | 0 | 0 | 0 |
| 10/16 Dal-L | 1 | 0 | 0 | 0 | 0 | 0 | 0 | 0 | 0 | 0 | 0 | 0 | 0 | 0 | 0 | 0 |
| 10/20 Chi-W | 1 | 0 | 0 | 0 | 0 | 0 | 0 | 0 | 0 | 0 | 0 | 0 | 0 | 0 | 0 | 0 |
| 10/30 at Atl-L | 1 | 0 | 0 | 0 | 0 | 0 | 0 | 0 | 0 | 0 | 0 | 0 | 0 | 0 | 0 | 0 |
| 11/06 Ind-L | 1 | 0 | 0 | 0 | 0 | 0 | 0 | 0 | 0 | 0 | 0 | 0 | 0 | 0 | 0 | 0 |
| 11/13 at Ten-L | 1 | 0 | 0 | 0 | 0 | 0 | 0 | 0 | 0 | 0 | 0 | 0 | 0 | 0 | 0 | 0 |
| 11/20 at Was-L | 1 | 0 | 0 | 0 | 0 | 0 | 0 | 0 | 0 | 0 | 0 | 0 | 0 | 0 | 0 | 0 |
| 11/28 at Phi-W | 1 | 0 | 0 | 0 | 0 | 0 | 0 | 0 | 0 | 0 | 0 | 0 | 0 | 0 | 0 | 0 |
| 12/04 Hou-W | 1 | 0 | 0 | 0 | 0 | 0 | 0 | 0 | 0 | 0 | 0 | 0 | 0 | 0 | 0 | 0 |
| 12/11 Sea-W | 1 | 0 | 0 | 0 | 0 | 0 | 0 | 0 | 0 | 0 | 0 | 0 | 0 | 0 | 0 | 0 |
| 12/18 at Chi-W | | | | | | | | | | | | | | | | |
| 12/24 Min-W | | | | | | | | | | | | | | | | |
| 01/01 at Det-W | | | | | | | | | | | | | | | | |
| '16 TOTALS | 11 | 0 | 0 | 0 | 0 | 0 | 0 | 0 | 0 | 0 | 0 | 0 | 0 | 1 | 0 | 0 |
| 01/08 NYG-W | 1 | 0 | 0 | 0 | 0 | 0 | 0 | 0 | 0 | 0 | 0 | 0 | 0 | 0 | 0 | 0 |
| 01/15 at Dal-W | 1 | 0 | 0 | 0 | 0 | 0 | 0 | 0 | 0 | 0 | 0 | 0 | 0 | 0 | 0 | 0 |
| 01/22 at Atl-L | 1 | 0 | 0 | 0 | 0 | 0 | 0 | 0 | 0 | 0 | 0 | 0 | 0 | 0 | 0 | 0 |
| PLAYOFFS | 3 | 0 | 0 | 0 | 0 | 0 | 0 | 0 | 0 | 0 | 0 | 0 | 0 | 0 | 0 | 0 |

¹NFC Wild Card Playoff; ²NFC Divisional Playoff; ³NFC Championship

ED BLOCK COURAGE AWARD

In 1978, the Baltimore Colts started an effort to raise funds for abused children and conceived an award they named after their longtime trainer, the late Ed Block. In 1984, the award was taken leaguewide to honor one player from each team who, in the eyes of his teammates, best exemplifies and displays courage. Below are the Packers' winners, as voted by their teammates, from 1984-2016:

| | | | | | |
|------|-----------------------|------|----------------------------|------|-----------------------|
| 1984 | Ron Cassidy | 1995 | Reggie White | 2006 | Jon Ryan |
| 1985 | Ezra Johnson | 1996 | Brett Favre | 2007 | Chris Francies |
| 1986 | Karl Swanke | 1997 | Robert Brooks | 2008 | Mark Tauscher |
| 1987 | Keith Uecker | 1998 | Craig Newsome | 2009 | Nick Collins |
| 1988 | Mark Murphy | 1999 | Earl Dotson | 2010 | Charles Woodson |
| 1989 | Herman Fontenot | 2000 | Josh Bidwell | 2011 | T.J. Lang |
| 1990 | Perry Kemp | 2001 | Santana Dotson | 2012 | Tramon Williams |
| 1991 | Vai Sikahema | 2002 | Kabeer Gbaja-Biamila | 2013 | Johnny Jolly |
| 1992 | Tootie Robbins | 2003 | Gilbert Brown | 2014 | Jordy Nelson |
| 1993 | Johnny Holland | 2004 | Marco Rivera | 2015 | Sam Barrington |
| 1994 | George Teague | 2005 | Donald Driver | 2016 | Jayrone Elliott |

DAVON HOUSE

CORNERBACK | NEW MEXICO STATE

Seventh NFL Season | Fifth Packers Season



Ht: 6-0 Wt: 195 | Born: July 10, 1989 | NFL Games Played/Started: 72/33 | Acquired: FA-17



PRO HIGHLIGHTS:

➤ Appeared in 16 games with four starts in 2016 for Jacksonville and finished with 16 tackles (13 solo).

➤ Started a career-best 15 of 16 games played for the Jaguars in 2015, setting career highs in tackles (60), solo tackles (49), passes defended (23) and interceptions (four). His 23 passes defended set a franchise single-season record.

➤ In 2014, he played in 13 games with four starts for the Packers and recorded 24 tackles (17 solo), 11 passes defended, a forced fumble and an interception.

➤ Appeared in all 16 games for the first time in 2013 and posted 32 tackles (26 solo), 13 passes defended, a sack and an interception.

➤ Also emerged as a more consistent contributor on special teams in 2013, leading Green Bay with a career-high 12 tackles on the coverage units.

➤ Suffered a shoulder injury on special teams late in the preseason opener at San Diego (Aug. 9), a setback that sidelined him for the remainder of the summer and the first six weeks of the 2012 regular season.

➤ Following an injury to CB Sam Shields (shin/ankle), made his season debut in Week 7 at St. Louis in 2012 and went on to start five of the next six contests.

➤ Finished the season with 18 tackles (17 solo) and a sack, and tied for fourth on the club with 13 passes defended.

➤ Also contributed regularly on special teams, highlighted by his blocked punt in Week 8 vs. Jacksonville that LB Dezman Moses recovered in the end zone for a TD. The play marked the Packers' first blocked punt since Sept. 29, 2003 (LB Marcus Wilkins), and the first that was returned for a TD since Dec. 2, 1990 (S Tiger Greene).

➤ Initially competed for the fourth cornerback job early in his first training camp as a rookie in 2011, but suffered injuries that saw him miss much of the preseason.

➤ Appeared in two games as a rookie, playing only on special teams, where he was credited with one tackle.

2016 SEASON: Played in all 16 games with four starts for the Jaguars, recording 16 tackles (13 solo)...

Vs. Green Bay (Sept. 11): Started at LCB in the season opener and recorded two solo tackles...**At San Diego (Sept. 18):** Started at LCB and made five tackles (three solo)...

Vs. Baltimore (Sept. 25): Started at LCB and made five solo tackles...**Vs. Indianapolis (Oct. 2):** Started at LCB and played 30 snaps...

Vs. Oakland (Oct. 23): Saw snaps at CB and on special teams, making two solo tackles...**Vs. Minnesota (Dec. 11):** Saw action at CB and on special teams, tallying one special teams tackle...

At Indianapolis (Jan. 1): Saw action at CB and recorded two tackles (one solo).

2015: Played in all 16 games with 15 starts in his first season in Jacksonville...Set the franchise single-season record with 23 passes defended (No. 3 in the NFL)...**At Indianapolis (Oct. 4):** Made three tackles (three solo) and recorded two passes defended...**Vs. Houston (Oct. 18):**

AT A GLANCE ...

- Spent the 2015-16 seasons with the Jacksonville Jaguars, starting 19 of 32 games played. In his first season in Jacksonville, he set a franchise single-season record with 23 passes defended, ranking No. 3 in the NFL.

- In 2015, set career highs in starts (15), tackles (60), solo tackles (49), passes defended (23) and interceptions (four).

- Despite missing three regular-season games with a shoulder injury in 2014, his 11 passes defended tied for No. 4 on the Packers.

- After seeing action in two games as a rookie (2011), appeared in 25 games for Green Bay between 2012-13, starting five games in each season.

- In Week 8 of 2012 vs. Jacksonville, he recorded the Packers' first blocked punt since Sept. 29, 2003 (LB Marcus Wilkins), and saw LB Dezman Moses make it the first to be returned for a TD since Dec. 2, 1990 (S Tiger Greene).

- Finished his career at New Mexico State ranked first in school history in interception return yardage with 319 and tied for sixth with 11 INTs.

- Was the first player to be drafted by the Packers out of New Mexico State in franchise history, and was the first Aggie drafted since S Siddeeq Shabazz (Oakland, seventh round) in 2003.

Started at LCB, posting five tackles (five solo) and three passes defended. Became the fourth NFL player in the last 15 seasons and first Jaguars player to register three-plus passes defended in back-to-back games...**At Baltimore (Nov. 15):** Started at CB, registering eight tackles (three solo), two interceptions and four passes defended, all career highs. Became the first Jaguars player since Derek Cox (Oct. 31, 2010) to record multiple INTs in a single game...**Vs. Tennessee (Nov. 19):** Registered three tackles (all solo), a pass defended, and a forced fumble and recovery in the fourth quarter...**At Tennessee (Dec. 6):** Recorded five tackles (four solo) and his third interception of the season, becoming the first Jaguars player with three-plus INTs in a single season since Cox (four) and LB Paul Posluszny (three) in 2014...**At Houston (Jan. 3):** Started at LCB and recorded seven tackles (six solo), two passes defended and an INT.

2014: Played in 13 games with four starts for the Packers, seeing time on defense and special teams...Missed the final three games due to a shoulder injury...Recorded 24 tackles (17 solo), an interception, a forced fumble and 11 passes defended...Was tied for No. 4 on the team in passes defended...Added four tackles on special teams...Part of a secondary that helped Green Bay rank No. 7 in the NFL in opponent passer rating (82.0)...Appeared in both post-season games and registered three tackles on special teams...**At Seattle (Sept. 4):** Charged down the field to cover a Tim Masthay punt in the first quarter and was blocked into the returner, S Earl Thomas, as Thomas muffed the catch and S Ha Ha Clinton-Dix recovered the fumble at the Seattle 34...**Vs. N.Y. Jets (Sept. 14):** Saw significant action on defense as the third CB, appearing on 30 snaps, and registered three tackles (two solo) and two passes defended. With the Packers leading, 24-21, in the third quarter, broke

up a Geno Smith pass intended for WR Jeremy Kerley on third-and-6 at the Green Bay 34, forcing the Jets to settle for a field goal...**At Detroit (Sept. 21):** Registered his first interception of the season and the second of his career when he picked off QB Matthew Stafford early in the second quarter. Ran with WR Calvin Johnson down the right sideline and extended to make a diving grab of Stafford's pass near the goal line as his momentum carried him into the end zone. Added three solo tackles on defense and a season-high two tackles on special teams...**At Chicago (Sept. 28):** Got the start as the defense opened up in its nickel package. Posted his first career forced fumble when he punched the ball loose from WR Alshon Jeffery on an end-around in the third quarter, but the ball went out of bounds at the Chicago 32...**At Miami (Oct. 12):** Started as the third CB as the defense opened up in nickel, appearing on a season-high 49 defensive snaps. Recorded two solo tackles, a pass defended and a QB hit...**At New Orleans (Oct. 26):** Started at RCB for the second straight week in place of an injured Shields. Recorded five tackles (all solo) and a team-high two passes defended...**Vs. New England (Nov. 30):** Played 44 snaps on defense and 10 on special teams, seeing significant time at RCB after Shields departed the game early in the second quarter due to a concussion. Finished with an assisted tackle and was part of a secondary that helped limit QB Tom Brady to 245 yards passing, his lowest yardage output since Week 4...**Vs. Dallas (NFC Divisional, Jan. 11):** Returned to action after missing the final three regular-season games due to a shoulder injury, appearing on 13 plays on special teams and recording a tackle.

2013: Played in a career-high 16 games, making five starts in what was the healthiest and most productive season of his young career to that point...Served as a reserve CB in the secondary, posting 32 tackles (26 solo), a sack, his first career INT and 13 passes defended... Played extensively in the team's Wild Card playoff game after Shields exited on the second defensive snap with a knee injury...Also became a steady contributor on special teams, leading the club's coverage units with a career-high 12 tackles...**Vs. Washington (Sept. 15):** Earned a special teams game ball for his performance that featured a team-leading two tackles on the coverage units, one each on the kickoff and punt teams. Also saw extended action on defense, appearing on 26 plays and posting the second sack of his career and a pass defended. On the sack, came in unblocked on a CB blitz off the left edge in the second quarter, taking down QB Robert Griffin III for a 6-yard loss...**At Baltimore (Oct. 13):** Posted a solo tackle and a trio of impressive passes defended. The first pass breakup came along the sideline when he leapt to deflect an underthrown ball intended for WR Marlon Brown that he nearly intercepted. Later found himself matched against Brown on a similar deep ball down the sideline that he also batted away...**Vs. Cleveland (Oct. 20):** Had another productive outing, receiving one of the defensive game balls after appearing on 56 plays and finishing with four tackles (three solo) and three passes defended, including his first career INT. Picked off QB Brandon Weeden on a fourth-down play in the first quarter on what was an underthrown ball to WR Davone Bess near the sideline...**At N.Y. Giants (Nov. 17):** Was thrust into a starting role after Shields sustained a hamstring injury late in the practice week and was inactive on gameday. Appeared on 58 defensive plays and finished with two solo tackles and a pass defended...**Vs. San Francisco (NFC Wild Card, Jan. 5):** Was pressed into extended action on defense after Shields suffered a knee injury on the second defensive snap of the game. Wound up appearing on 61 plays, matched mostly on the outside in "man" coverage. Finished with four solo tackles and three passes defended.

First pass defended came when he broke up a third-down fade pass intended for WR Michael Crabtree in the end zone in the first quarter, forcing a FG attempt. Tallied another in the fourth quarter, when he trailed speedy TE Vernon Davis on a deep route across the field and batted the ball away as it arrived.

2012: Started five of nine games played, finishing the season with 18 tackles (17 solo), his first career sack, and 13 passes defended (tied for No. 4 on the club)... Also factored on special teams, where he blocked a punt and posted two tackles on the coverage units...Started the preseason opener at San Diego (Aug. 9) and turned in an impressive outing with four tackles (three solo, one for loss) and a pass defended before injuring his shoulder on the punt coverage team in the third quarter...The injury sidelined him for the remainder of the preseason and the first six weeks of the regular season...Saw extended playing time after Shields suffered a shin/ankle injury and went on to start five of the next six games after returning to action in Week 7 at St. Louis (Oct. 21)...**At St. Louis (Oct. 21):** Made his season debut after Shields (shin/ankle) was rendered inactive due to injury. Served as the team's dime CB and made one tackle and a team-high three passes defended, the first defensive statistics of his career...**Vs. Jacksonville (Oct. 28):** Started his first career game as the team's third CB minus Shields. Appeared on 55 plays and finished with two solo tackles and two passes defended. Also had a hand in one of the game's deciding plays when he blocked a second-quarter punt that was recovered by Moses in the end zone for a TD. On the play, moved down toward the line of scrimmage from his jammer position on the perimeter. Came through unblocked from the left side of the rush to make a perfect block of P Bryan Anger's kick, deflecting it backward toward the end zone, where Moses secured it. Marked the Packers' first blocked punt since Sept. 29, 2003 (Wilkins), and the first that was returned for a TD since Dec. 2, 1990 (Greene)...**At Detroit (Nov. 18):** Started his third straight game with the defense opening in its nickel alignment. Appeared on all 72 defensive plays and finished with two tackles (both solo), his first career sack and two passes defended. Sack came in the fourth quarter when he dropped Stafford for a 3-yard loss. Contributed to a pass defense that limited Stafford to just 17-of-39 passing for 266 yards, two INTs and a 54.0 rating (a season-low to that point).

2011: Played in two games as a rookie during the regular season, appearing on special teams, where he recorded one tackle...Was listed as a gameday inactive 12 times, and dressed but did not play for two others...Suffered a hamstring injury during the first week of training camp and missed key practices and preseason competition, before returning for the team's third exhibition game at Indianapolis (Aug. 26)...Injured his ankle the following week in the preseason finale vs. Kansas City (Sept. 1), and was inactive for the season opener vs. New Orleans (Sept. 8)...**Vs. Denver (Oct. 2):** Was active on gameday for the first time, but did not see any action...**At Minnesota (Oct. 23):** Was again part of the active roster as a reserve in the absence of Shields (concussion), making his NFL debut on special teams, but not recording any statistics...**Vs. Detroit (Jan. 1):** Appeared for the second time during the regular season, again seeing action on special teams, where he registered his first career tackle after running WR Stefan Logan out of bounds following a 14-yard return of a safety punt in the first quarter...**2011 Draft:** Was selected by the Packers in the fourth round with the 131st overall selection. Became the first player drafted by Green Bay out of New Mexico State in franchise history, and was the first Aggie selected since S Siddeeq Shabazz was drafted in the seventh round by Oakland in 2003.

COLLEGE: Standout cornerback who earned first-team All-Western Athletic Conference honors as a junior and senior...Stepped into the starting lineup midway through his true freshman season and started every game the rest of his career for the Aggies, appearing in 50 games with 43 starts...Playmaker who finished his career ranked first in school history in interception return yardage with 319 and tied for sixth with 11 INTs...Returned three interceptions for touchdowns during his career, highlighted by a 100-yard return for a score vs. Idaho as a true freshman in 2007...Set a single-season school record with 171 return yards on four interceptions as a freshman, an average of 42.8 yards per return...Also recovered three fumbles during his career...Earned a degree in family consumer science...**Senior season (2010):** Earned first-team All-WAC honors, posting 57 tackles, two interceptions and 12 passes defended...Received honorable mention All-America recognition from *The NFL Draft Report*...Started all 12 contests for the Aggies on his way to earning first-team All-WAC honors for the second straight season...Earned honorable mention All-America honors and was rated the best defensive back prospect in the WAC by *The NFL Draft Report*...Named to the watch list for the Jim Thorpe Award, which is presented annually to the top defensive back in college football...Registered 57 tackles (29 solo), two interceptions, including one for a TD, 12 passes defended and a forced fumble...Matched his season high with eight stops (four solo), while adding a forced fumble and an interception vs. New Mexico (Oct. 9)...Closed out his college career with a 48-yard INT return for a TD in the third quarter vs. Hawaii (Nov. 27)...**Junior season (2009):** Started all 13 games and was named first-team All-WAC...Led the conference with 16 passes defended and paced the team with four interceptions...Recorded two TDs on the season, a fumble return

for a TD at Louisiana Tech (Oct. 17) and an INT for a score at Hawaii (Nov. 14)...Became the first Aggie since Gary Jessie in '95 to score on both in the same season...Registered a career-high 68 tackles (42 solo)...**Sophomore season (2008):** Opened all 12 contests and recorded 40 tackles (26 solo), two interceptions, eight passes defended and two fumble recoveries...Part of a pass defense that led the WAC and finished third in the nation by allowing just 159.4 yards per game...**Freshman season (2007):** Appeared in all 13 games as a true freshman, moving into the starting lineup midway through the season to open up the final six contests...Set a school record with 171 interception return yards on a team-leading four INTs...Finished the season with 37 tackles (21 solo) and 12 passes defended.

PERSONAL: Given name Davon Thomas House... Nicknamed "Devo"...Married, wife's name is Leatrice... Born in Van Nuys, Calif. ...Older brother, Tyreace, was a sixth-round draft choice of the Oakland Athletics in 2008, but retired from baseball in 2011...Tyreace was drafted as an outfielder in the 49th round of the 2007 MLB Draft by the Atlanta Braves, but was drafted the next year by the A's after attending the College of the Canyons (Calif.)...Sister, Vanessa, played softball at San Jose State...**High school:** Earned All-Golden League honors and All-CIF recognition as a senior at Palmdale (Calif.) High...Helped the Falcons to a 9-2 overall record in 2006 on the way to their fifth Golden League title...Participated in the Next Level All-Star Game and was named the game's most valuable player... Didn't play football until his junior season...Played flanker as a junior before moving to cornerback for his senior season...Also an All-Golden League selection in baseball and track and field...**Community involvement:** Became extremely active in the Green Bay community upon

DAVON HOUSE'S PRO STATISTICS

| Year | Team | GP | GS | —Tackles— | | | | | Interceptions | | | | | Fumbles | | | |
|-------------------------------|--------------|-----------|-----------|------------|------------|-----------|----------|----------|---------------|-----------|-----------|----------|-----------|----------|----------|----------|----------|
| | | | | Tot | Solo | Asst | Sk | Yds | No | Yds | Lg | TD | PD | FF | FR | Yds | |
| 2011 | Green Bay | 2 | 0 | 0 | 0 | 0 | 0 | 0 | 0 | 0 | 0 | 0 | 0 | 0 | 0 | 0 | 0 |
| 2012 | Green Bay | 9 | 5 | 18 | 17 | 1 | 1 | 3 | 0 | 0 | 0 | 0 | 13 | 0 | 0 | 0 | 0 |
| 2013 | Green Bay | 16 | 5 | 32 | 26 | 6 | 1 | 6 | 1 | 11 | 11 | 0 | 13 | 0 | 0 | 0 | 0 |
| 2014 | Green Bay | 13 | 4 | 24 | 17 | 7 | 0 | 0 | 1 | 0 | 0 | 0 | 11 | 1 | 0 | 0 | 0 |
| 2015 | Jacksonville | 16 | 15 | 60 | 49 | 11 | 0 | 0 | 4 | 21 | 15 | 0 | 23 | 1 | 1 | 0 | 0 |
| 2016 | Jacksonville | 16 | 4 | 16 | 13 | 3 | 0 | 0 | 0 | 0 | 0 | 0 | 0 | 0 | 0 | 0 | 0 |
| NFL totals (six years) | | 72 | 33 | 150 | 122 | 28 | 2 | 9 | 6 | 32 | 15 | 0 | 60 | 2 | 1 | 0 | 0 |

PLAYOFFS

| Year | Team | GP | GS | —Tackles— | | | | | Interceptions | | | | | Fumbles | | | |
|-------------------|-----------|----------|----------|-----------|----------|----------|----------|----------|---------------|----------|----------|----------|----------|----------|----------|----------|----------|
| | | | | Tot | Solo | Asst | Sk | Yds | No | Yds | Lg | TD | PD | FF | FR | Yds | |
| 2013 | Green Bay | 1 | 0 | 4 | 4 | 0 | 0 | 0 | 0 | 0 | 0 | 0 | 3 | 0 | 0 | 0 | 0 |
| 2014 | Green Bay | 2 | 0 | 0 | 0 | 0 | 0 | 0 | 0 | 0 | 0 | 0 | 0 | 0 | 0 | 0 | 0 |
| Postseason | | 3 | 0 | 4 | 4 | 0 | 0 | 0 | 0 | 0 | 0 | 0 | 3 | 0 | 0 | 0 | 0 |

Inactive for Packers' games in 2011 and 2012 playoffs

Additional statistics: Blocked Bryan Anger punt attempt, vs. Jacksonville, 10/28/12. Career sacks — Robert Griffin III, Matthew Stafford. Career interceptions — Joe Flacco (2), Brian Hoyer, Marcus Mariota, Matthew Stafford, Brandon Weeden. Special teams tackles — 1 in 2011, 2 in 2012, 12 in 2013, 4 in 2014, 3 in '14 playoffs, 1 in 2016; NFL total: 20.

NFL debut: at Minnesota, 10/23/11

First NFL start: vs. Jacksonville, 10/28/12

First NFL interception: vs. Cleveland, 10/20/13 (B.Weeden)

First sack: at Detroit, 11/18/12 (M.Stafford)

CAREER TRANSACTIONS

- 2011 Selected by Green Bay Packers in the fourth round (131st overall) of '11 NFL Draft, April 30...Signed first contract, July 30.
- 2015 Signed by Jacksonville Jaguars as unrestricted free agent, March 11.
- 2017 Released by Jaguars, March 6...Signed by Packers as free agent, March 14.

HOUSE'S SINGLE-GAME CAREER HIGHS

Tackles

Total 8, at Bal. (11/15/15)
Solo 6, vs. Det. (10/6/13)
vs. Det. (10/6/13) and at Hou. (1/3/16)

Interceptions 2, at Bal. (11/15/15)

Passes defended 4, at Bal. (11/15/15)

his arrival in 2011, committing time to various charitable endeavors... Attended the annual Families of Children With Cancer holiday party... Has supported the Boys and Girls Club of the Fox Valley and also participated in the Edgar Bennett Celebrity Bowl-A-Thon... Played as part of a corporate foursome in the Green Bay Packers Golf Invitational

and has participated in the Donald Driver and Jordy Nelson Celebrity Softball games, taking home the home run derby title in 2012... Volunteered at a daycare center in Las Cruces, N.M. ... Umpired youth baseball games when he was in high school.

DAVON HOUSE GAME-BY-GAME

2011, GREEN BAY

| Date | Opp | GP | GS | Tot | So | As | Sk | Yd | Int | Yd | Lg | TD | PD | FF | FR | |
|------------------|----------|----------|----------|----------|----------|----------|----------|----------|----------|----------|----------|----------|----------|----------|----------|----------------|
| 09/08 | NO-W | | | | | | | | | | | | | | | |
| | | | | | | | | | | | | | | | | (inactive) |
| 09/18 | at Car-W | | | | | | | | | | | | | | | (inactive) |
| 09/25 | at Chi-W | | | | | | | | | | | | | | | (inactive) |
| 10/02 | Den-W | | | | | | | | | | | | | | | (did not play) |
| 10/09 | at Atl-W | | | | | | | | | | | | | | | (inactive) |
| 10/16 | StL-W | | | | | | | | | | | | | | | (inactive) |
| 10/23 | at Min-W | 1 | 0 | 0 | 0 | 0 | 0 | 0 | 0 | 0 | 0 | 0 | 0 | 0 | 0 | |
| 11/06 | at SD-W | | | | | | | | | | | | | | | (inactive) |
| 11/14 | Min-W | | | | | | | | | | | | | | | (inactive) |
| 11/20 | TB-W | | | | | | | | | | | | | | | (inactive) |
| 11/24 | at Det-W | | | | | | | | | | | | | | | (inactive) |
| 12/04 | at NYG-W | | | | | | | | | | | | | | | (inactive) |
| 12/11 | Oak-W | | | | | | | | | | | | | | | (inactive) |
| 12/18 | at KC-L | | | | | | | | | | | | | | | (did not play) |
| 12/25 | Chi-W | | | | | | | | | | | | | | | (inactive) |
| 01/01 | Det-W | 1 | 0 | 0 | 0 | 0 | 0 | 0 | 0 | 0 | 0 | 0 | 0 | 0 | 0 | |
| 11 TOTALS | | 2 | 0 | 0 | 0 | 0 | 0 | 0 | 0 | 0 | 0 | 0 | 0 | 0 | 0 | 0 |
| 01/15 | NYG-L | | | | | | | | | | | | | | | (inactive) |

NFC Divisional Playoff

2012, GREEN BAY

| Date | Opp | GP | GS | Tot | So | As | Sk | Yd | Int | Yd | Lg | TD | PD | FF | FR | |
|------------------|----------|----------|----------|-----------|-----------|----------|----------|----------|----------|----------|----------|----------|-----------|----------|----------|---------------------------|
| 09/09 | SF-L | | | | | | | | | | | | | | | (inactive — shoulder) |
| 09/13 | Chi-W | | | | | | | | | | | | | | | (inactive — shoulder) |
| 09/24 | at Sea-L | | | | | | | | | | | | | | | (inactive — shoulder) |
| 09/30 | NO-W | | | | | | | | | | | | | | | (inactive — shoulder) |
| 10/07 | at Ind-L | | | | | | | | | | | | | | | (inactive — shoulder) |
| 10/14 | at Hou-W | | | | | | | | | | | | | | | (inactive — shoulder) |
| 10/21 | at StL-W | 1 | 0 | 1 | 1 | 0 | 0 | 0 | 0 | 0 | 0 | 0 | 3 | 0 | 0 | |
| 10/28 | Jax-W | 1 | 1 | 2 | 2 | 0 | 0 | 0 | 0 | 0 | 0 | 0 | 2 | 0 | 0 | |
| 11/04 | Ari-W | 1 | 1 | 5 | 4 | 1 | 0 | 0 | 0 | 0 | 0 | 0 | 1 | 0 | 0 | |
| 11/18 | at Det-W | 1 | 1 | 2 | 2 | 0 | 1 | 3 | 0 | 0 | 0 | 0 | 2 | 0 | 0 | |
| 11/25 | at NYG-L | 1 | 1 | 3 | 3 | 0 | 0 | 0 | 0 | 0 | 0 | 0 | 3 | 0 | 0 | |
| 12/02 | Min-W | 1 | 0 | 2 | 2 | 0 | 0 | 0 | 0 | 0 | 0 | 0 | 2 | 0 | 0 | |
| 12/09 | Det-W | 1 | 1 | 3 | 3 | 0 | 0 | 0 | 0 | 0 | 0 | 0 | 0 | 0 | 0 | |
| 12/16 | at Chi-W | 1 | 0 | 0 | 0 | 0 | 0 | 0 | 0 | 0 | 0 | 0 | 0 | 0 | 0 | |
| 12/23 | Ten-W | 1 | 0 | 0 | 0 | 0 | 0 | 0 | 0 | 0 | 0 | 0 | 0 | 0 | 0 | |
| 12/30 | at Min-L | | | | | | | | | | | | | | | (inactive — shoulder/hip) |
| 12 TOTALS | | 9 | 5 | 18 | 17 | 1 | 1 | 3 | 0 | 0 | 0 | 0 | 13 | 0 | 0 | 0 |
| 01/05 | Min-W | | | | | | | | | | | | | | | (inactive) |
| 01/12 | at SF-L | | | | | | | | | | | | | | | (inactive) |
| PLAYOFFS | | | | | | | | | | | | | | | | |

NFC Wild Card Playoff; NFC Divisional Playoff;

2013, GREEN BAY

| Date | Opp | GP | GS | Tot | So | As | Sk | Yd | Int | Yd | Lg | TD | PD | FF | FR | |
|------------------|----------|-----------|----------|-----------|-----------|----------|----------|----------|----------|-----------|----------|-----------|----------|----------|----------|--|
| 09/08 | at SF-L | 1 | 0 | 0 | 0 | 0 | 0 | 0 | 0 | 0 | 0 | 0 | 0 | 0 | 0 | |
| 09/15 | Was-W | 1 | 0 | 1 | 1 | 0 | 1 | 6 | 0 | 0 | 0 | 0 | 1 | 0 | 0 | |
| 09/22 | at Cin-L | 1 | 0 | 2 | 2 | 0 | 0 | 0 | 0 | 0 | 0 | 0 | 0 | 0 | 0 | |
| 10/06 | Det-W | 1 | 1 | 6 | 6 | 0 | 0 | 0 | 0 | 0 | 0 | 0 | 1 | 0 | 0 | |
| 10/13 | at Bal-W | 1 | 0 | 1 | 1 | 0 | 0 | 0 | 0 | 0 | 0 | 0 | 3 | 0 | 0 | |
| 10/20 | Cle-W | 1 | 0 | 4 | 3 | 1 | 0 | 0 | 1 | 11 | 11 | 0 | 3 | 0 | 0 | |
| 10/27 | at Min-W | 1 | 0 | 0 | 0 | 0 | 0 | 0 | 0 | 0 | 0 | 0 | 0 | 0 | 0 | |
| 11/04 | Chi-L | 1 | 1 | 2 | 2 | 0 | 0 | 0 | 0 | 0 | 0 | 0 | 0 | 0 | 0 | |
| 11/10 | Phi-L | 1 | 0 | 1 | 1 | 0 | 0 | 0 | 0 | 0 | 0 | 0 | 0 | 0 | 0 | |
| 11/17 | at NYG-L | 1 | 1 | 2 | 2 | 0 | 0 | 0 | 0 | 0 | 0 | 0 | 1 | 0 | 0 | |
| 11/24 | Min-T | 1 | 1 | 7 | 3 | 4 | 0 | 0 | 0 | 0 | 0 | 0 | 3 | 0 | 0 | |
| 11/28 | at Det-L | 1 | 1 | 6 | 5 | 1 | 0 | 0 | 0 | 0 | 0 | 0 | 1 | 0 | 0 | |
| 12/08 | Atl-W | 1 | 0 | 0 | 0 | 0 | 0 | 0 | 0 | 0 | 0 | 0 | 0 | 0 | 0 | |
| 12/15 | at Dal-W | 1 | 0 | 0 | 0 | 0 | 0 | 0 | 0 | 0 | 0 | 0 | 0 | 0 | 0 | |
| 12/22 | Pit-L | 1 | 0 | 0 | 0 | 0 | 0 | 0 | 0 | 0 | 0 | 0 | 0 | 0 | 0 | |
| 12/29 | at Chi-W | 1 | 0 | 0 | 0 | 0 | 0 | 0 | 0 | 0 | 0 | 0 | 0 | 0 | 0 | |
| 13 TOTALS | | 16 | 5 | 32 | 26 | 6 | 1 | 6 | 1 | 11 | 0 | 13 | 0 | 0 | 0 | |
| 01/05 | SF-L1 | 1 | 0 | 4 | 4 | 0 | 0 | 0 | 0 | 0 | 0 | 0 | 3 | 0 | 0 | |

NFC Wild Card Playoff

2014, GREEN BAY

| Date | Opp | GP | GS | Tot | So | As | Sk | Yd | Int | Yd | Lg | TD | PD | FF | FR | |
|------------------|----------|-----------|----------|-----------|-----------|----------|----------|----------|----------|----------|----------|----------|-----------|----------|----------|-----------------------|
| 09/04 | at Sea-L | 1 | 0 | 0 | 0 | 0 | 0 | 0 | 0 | 0 | 0 | 0 | 0 | 0 | 0 | |
| 09/14 | NYJ-W | 1 | 0 | 3 | 2 | 1 | 0 | 0 | 0 | 0 | 0 | 0 | 2 | 0 | 0 | |
| 09/21 | at Det-L | 1 | 0 | 3 | 3 | 0 | 0 | 0 | 1 | 0 | 0 | 0 | 1 | 0 | 0 | |
| 09/28 | at Chi-W | 1 | 1 | 1 | 0 | 1 | 0 | 0 | 0 | 0 | 0 | 0 | 0 | 1 | 0 | |
| 10/02 | Min-W | 1 | 0 | 2 | 1 | 1 | 0 | 0 | 0 | 0 | 0 | 0 | 0 | 0 | 0 | |
| 10/12 | at Mia-W | 1 | 1 | 2 | 2 | 0 | 0 | 0 | 0 | 0 | 0 | 0 | 1 | 0 | 0 | |
| 10/19 | Car-W | 1 | 1 | 2 | 1 | 1 | 0 | 0 | 0 | 0 | 0 | 0 | 1 | 0 | 0 | |
| 10/26 | at NO-L | 1 | 1 | 5 | 5 | 0 | 0 | 0 | 0 | 0 | 0 | 0 | 2 | 0 | 0 | |
| 11/09 | Chi-W | 1 | 0 | 3 | 2 | 1 | 0 | 0 | 0 | 0 | 0 | 0 | 2 | 0 | 0 | |
| 11/16 | Phi-W | 1 | 0 | 2 | 1 | 1 | 0 | 0 | 0 | 0 | 0 | 0 | 0 | 0 | 0 | |
| 11/23 | at Min-W | 1 | 0 | 0 | 0 | 0 | 0 | 0 | 0 | 0 | 0 | 0 | 0 | 0 | 0 | |
| 11/30 | NE-W | 1 | 0 | 1 | 0 | 1 | 0 | 0 | 0 | 0 | 0 | 0 | 0 | 0 | 0 | |
| 12/08 | Atl-W | 1 | 0 | 0 | 0 | 0 | 0 | 0 | 0 | 0 | 0 | 0 | 2 | 0 | 0 | |
| 12/14 | at Buf-L | | | | | | | | | | | | | | | (inactive — shoulder) |
| 12/21 | at TB-W | | | | | | | | | | | | | | | (inactive — shoulder) |
| 12/28 | Det-W | | | | | | | | | | | | | | | (inactive — shoulder) |
| 14 TOTALS | | 13 | 4 | 24 | 17 | 7 | 0 | 1 | 0 | 1 | 0 | 0 | 11 | 1 | 0 | |
| 01/11 | Dal-W | 1 | 0 | 0 | 0 | 0 | 0 | 0 | 0 | 0 | 0 | 0 | 0 | 0 | 0 | |
| 01/18 | at Sea-L | 1 | 0 | 0 | 0 | 0 | 0 | 0 | 0 | 0 | 0 | 0 | 0 | 0 | 0 | |
| PLAYOFFS | | 2 | 0 | 0 | 0 | 0 | 0 | 0 | 0 | 0 | 0 | 0 | 0 | 0 | 0 | |

NFC Divisional Playoff; NFC Championship

2015, JACKSONVILLE

| Date | Opp | GP | GS | Tot | So | As | Sk | Yd | Int | Yd | Lg | TD | PD | FF | FR | |
|-------|----------|-----|----|-----|----|----|----|----|-----|----|----|----|----|----|----|--|
| 09/13 | Car-L | 1 | 1 | 2 | 2 | 0 | 0 | 0 | 0 | 0 | 0 | 0 | 1 | 0 | 0 | |
| 09/20 | Mia-W | 1 | 1 | 1 | 1 | 0 | 0 | 0 | 0 | 0 | 0 | 0 | 0 | 0 | 0 | |
| 09/27 | at NE-L | 1 | 1 | 4 | 4 | 0 | 0 | 0 | 0 | 0 | 0 | 0 | 1 | 0 | 0 | |
| 10/04 | at Ind-L | 1 | 1 | 3 | 3 | 0 | 0 | 0 | 0 | 0 | 0 | 0 | 2 | 0 | 0 | |
| 10/11 | at TB-L | 1 | 1 | 3 | 3 | 0 | 0 | 0 | 0 | 0 | 0 | 0 | 3 | 0 | 0 | |
| 10/18 | Hou-L | 1 | 1 | 5 | 5 | 0 | 0 | 0 | 0 | 0 | 0 | 0 | 3 | 0 | 0 | |
| 10/25 | Buf-W | 1 | 0 | 2 | 2 | 0 | 0 | 0 | 0 | 0 | 0 | 0 | 1 | 0 | 0 | |
| 11/08 | at NYJ-L | 1 | 1 | 2 | 1 | 1 | 0 | 0 | 0 | 0 | 0 | 0 | 1 | 0 | 0 | |
| 11/15 | at Bal-W | 1 | 1 | 8 | 3 | 5 | 0 | 2 | 1 | 1 | 1 | 0 | 4 | 0 | 0 | |
| 11/19 | Ten-W | 1 | 1 | 3 | 3 | 0 | 0 | 0 | 0 | 0 | 0 | 0 | 1 | 1 | 1 | |
| 11/29 | SD-L | 1</ | | | | | | | | | | | | | | |

BRETT HUNDLEY

QUARTERBACK | UCLA

Third NFL Season | Third Packers Season



Ht: 6-3 Wt: 226 | Born: June 15, 1993 | NFL Games Played/Started: 4/0 | Acquired: D5-15



PRO HIGHLIGHTS:

- Played in four regular-season games last season, completing 2 of 10 passes for 17 yards, and served as the No. 2 QB for the other 12 contests. Also saw action in one playoff game.
- Served as the No. 3 QB behind Aaron Rodgers and Scott Tolzien as a rookie in 2015 and was inactive for all 16 regular-season games and both playoff contests.
- Led the NFL with 630 passing yards in the 2015 pre-season, completing 45 of 65 passes (69.2 percent) for seven TDs with one INT for a 129.6 passer rating (No. 3 in the NFL).
- Registered a 142.4 passer rating in the preseason finale vs. New Orleans (Sept. 3), connecting on 16 of 23 passes for 236 yards and four TDs with no INTs.
- Was drafted by Green Bay in the fifth round with the No. 147 overall choice, a pick acquired from New England in a trade for the Packers' fifth-round selection (No. 166) and seventh-round choice (No. 247).
- Became the first UCLA quarterback to be selected in the NFL Draft since Cade McNown was chosen in the first round by Chicago in 1999.

2016 SEASON: Played in four games and served as the No. 2 QB for the other 12 contests as well as two playoff games...Completed 2 of 10 passes for 17 yards in the regular season...Saw action in one postseason contest... Was limited to just one game during the preseason due to an ankle injury, completing 5 of 7 passes for 67 yards and a 101.5 rating vs. Oakland (Aug. 18)...**At Tennessee (Nov. 13):** Made his regular-season NFL debut, taking over at QB for the final series. Completed 1 of 4 passes for 8 yards, with his first career completion going to RB Ty Montgomery...**At Washington (Nov. 20):** Took over at QB for the final series with the Packers trailing, 42-24, and completed 1 of 3 passes for 9 yards (completion to TE Jared Cook)...**Vs. Seattle (Dec. 11):** Took over at QB for Rodgers (coach's decision) with just under 12 minutes remaining in the game and the Packers leading, 28-3. Attempted just two passes with no completions...**Vs. Minnesota (Dec. 24):** Came in for Rodgers for the final series in the fourth quarter with the Packers leading, 38-19, and had one passing attempt...**At Atlanta (NFC Championship, Jan. 22):** Made his NFL postseason debut, taking over for Rodgers (coach's decision) for the final series. Did not have any passing attempts, but picked up a first down with a 14-yard run.

2015: Served as the No. 3 QB all season and was inactive for all 16 regular-season contests and both playoff games...Led the NFL with 630 passing yards in the pre-season, completing 45 of 65 passes (69.2 percent) for seven TDs with one INT for a 129.6 passer rating (No. 3 in the NFL)...Threw for 315 yards and two TDs with one INT on 22-of-31 passing vs. Philadelphia (Aug. 29) in the third preseason contest...Registered a 142.4 passer rating the next week in the preseason finale vs. New Orleans (Sept. 3), connecting on 16 of 23 passes for 236 yards and four TDs with no INTs...**2015 Draft:** Selected by Green Bay

AT A GLANCE ...

- Played in four regular-season games last season, completing 2 of 10 passes for 17 yards, and served as the No. 2 QB for the other 12 contests. Also saw action in one playoff game.
- Served as the No. 3 QB behind Aaron Rodgers and Scott Tolzien as a rookie in 2015 and was inactive for all 16 regular-season games and both playoff contests.
- Led the NFL with 630 passing yards in the 2015 pre-season, completing 45 of 65 passes (69.2 percent) for seven TDs with one INT for a 129.6 passer rating (No. 3 in the NFL).
- Finished his career at UCLA ranked No. 1 in school history in passing TDs (75), total offense (11,713 yards) and completions (837) despite playing just three seasons for the Bruins.
- Ranked No. 2 in school annals in passing yards (9,966), 300-yard passing games (10), rushing yards by a QB (1,747) and rushing TDs by a QB (30) at the end of his career.
- Recorded the top three single-season total-offense outputs in school history (2012-14) and threw or ran for a TD in all but one of his 40 career games (left Texas game in '14 in the first quarter due to injury).

in the fifth round with the No. 147 overall choice, a pick acquired from New England in a trade for the Packers' fifth-round selection (No. 166) and seventh-round choice (No. 247). Became the first UCLA quarterback to be selected in the NFL Draft since McNown was chosen in the first round by Chicago in 1999.

COLLEGE: Finished his career ranked No. 1 in school history in passing TDs (75), total offense (11,713 yards) and completions (837) despite playing just three seasons for the Bruins...Ranked No. 2 in school annals in passing yards (9,966), 300-yard passing games (10), rushing yards by a QB (1,747) and rushing TDs by a QB (30) at the end of his career...Started all 40 games he played in for the Bruins, the second-most starts by a QB in school history behind only McNown (44)...Became the first UCLA quarterback to help lead the team to nine-plus wins in three straight seasons as a starter...Majored in sociology...**Junior season (2014):** Started all 13 games and threw for 3,155 yards and 22 TDs with just five INTs on 271-of-392 passing...His 69.1 completion percentage ranked No. 2 in school history and No. 1 among QBs with 200-plus completions in a season...Added 644 rushing yards and 10 TDs on 159 attempts (4.1 avg)...Was a finalist for the Manning Award and the Johnny Unitas Golden Arm Award and was a semifinalist for the Davey O'Brien Award...Earned second-team All-Pacific-12 honors and was a team co-captain...Received the team's Red Sanders Award for most valuable player and the Bobby Field Captains Award...Posted five 300-yard passing games and two 100-yard rushing games...Threw for a season-high 396 yards and three TDs on 33-of-44 passing vs. Memphis (Sept. 6)...Posted 355 yards and a season-high four TDs on 18-of-23 passing in the 62-27 win at Arizona State (Sept. 25), becoming the first QB in school history to complete two TD passes of 80-plus yards in a game as he connected with WR Eldridge Massington on

an 80-yard score in the second quarter and with WR Jordan Payton for an 80-yarder in the third quarter...Rushed for a season-best 131 yards on 24 carries (5.5 avg.) vs. Arizona (Nov. 1) and completed 19 of 26 passes for 189 yards and a TD...**Sophomore season (2013):** Started all 13 contests and completed 248 of 371 passes (66.8 percent) for 3,071 yards and 24 TDs with nine INTs...Rushed for a career-high 748 yards, the third most by a Bruins QB in a season, and a career-best 11 TDs on 160 carries (4.7 avg.)...Earned honorable mention All-Pac-12 recognition and was a team co-captain...Became the first Bruin ever to throw for a TD (17-yard pass to Payton), run for a score (36-yard run) and catch a TD pass (7-yard pass from WR Devin Fuller) when he did so at Utah (Oct. 3)...Posted a career-high 410 passing yards and three TDs on 31-of-41 passing vs. California (Oct. 12)...Was named co-MVP of the Sun Bowl vs. Virginia Tech (Dec. 31) after throwing for two TD passes and running for two others...Posted a career-high 161 rushing yards on 10 carries (16.1 avg.), highlighted by a career-long 86-yard TD run in the second quarter of the 42-12 victory over the Hokies...**Redshirt freshman season (2012):** Started all 14 contests and set a school record for the most passing yards in a season with 3,740 on 318-of-478 passing (66.5 percent)...His 318 completions were the most in school history...Threw 29 TD passes, the second most in a season in school annals behind only Drew Olson (34 in 2005)...Added 355 rushing yards and nine TDs on 160 carries (2.2 avg.), giving him a school-record 4,095 yards of total offense on the season...Earned honorable mention All-Pac-12 recognition...Scored a TD on his

first collegiate play, a 72-yard run in the season opener at Rice (Aug. 30), and connected on 21 of 28 passes for 202 yards and two TDs in the win...Recorded a season-high 372 yards and a TD on 27-of-42 passing vs. Oregon State (Sept. 22), adding 32 rushing yards and a score on 10 attempts (3.2 avg.) for 404 yards of total offense, the second-most ever by a Bruin freshman (Tommy Maddox, 445 vs. Southern California in 1990).

PERSONAL: Given name Brett Alan Hundley Jr. ... Born in Phoenix, Ariz. ...Married, wife's name is Dawnielle...His father, Brett Sr., played running back at the University of Arizona, and his uncle, Albert Hundley, played quarterback at Wichita State...**High school:** Was named a *SuperPrep* All-American as a senior at Chandler (Ariz.) High School in 2010 after completing 139 of 225 passes (61.8 percent) for 2,348 yards, 20 TDs and just two INTs...Added a team-high 856 rushing yards (7.0 avg.) and nine TDs...Was named *SuperPrep's* Far West Offensive Player of the Year...Was rated as the No. 3 QB in the nation by Scout.com and *SuperPrep*...Played in the UnderArmour All-Star Game following his senior campaign and threw a 58-yard TD pass...Won the passing competition at the UnderArmour All-American Game Skills Challenge...Was named Arizona's Gatorade Player of the Year as a junior in 2009 after completing 107 of 170 passes (62.9 percent) for 1,517 yards, 16 TDs and just two INTs...Also rushed for 1,208 yards and 12 TDs...**Community involvement:** Visited a children's hospital in Westwood and also did fundraisers to benefit The Epilepsy Foundation at UCLA...Residence: Phoenix, Ariz.

BRETT HUNDLEY'S PRO STATISTICS

PASSING

| Year | Team | GP | GS | Att | Cmp | Pct | Yds/ | | | Int | Lg | Sk | Yds | |
|-------------------------------|-----------|----------|----------|-----------|----------|-------------|-----------|------------|----------|----------|----------|----------|----------|------------|
| | | | | | | | Att | TD | TD | | | | Lst | Rating |
| 2015 | Green Bay | 0 | 0 | 0 | 0 | -- | 0 | -- | 0 | 0 | -- | 0 | 0 | -- |
| 2016 | Green Bay | 4 | 0 | 10 | 2 | 20.0 | 17 | 1.7 | 0 | 1 | 9 | 0 | 0 | 0.0 |
| NFL totals (two years) | | 4 | 0 | 10 | 2 | 20.0 | 17 | 1.7 | 0 | 1 | 9 | 0 | 0 | 0.0 |

PLAYOFFS

| Year | Team | GP | GS | Att | Cmp | Pct | Yds/ | | | Int | Lg | Sk | Yds | |
|------|-----------|----|----|-----|-----|-----|------|----|----|-----|----|----|-----|--------|
| | | | | | | | Att | TD | TD | | | | Lst | Rating |
| 2016 | Green Bay | 1 | 0 | 0 | 0 | -- | 0 | -- | 0 | 0 | -- | 0 | 0 | -- |

Inactive for Packers' two games during 2015 playoffs

Additional statistics: Fumbles-Lost — 1-0 in 2016. Fumble recoveries — 1 in 2016.

RUSHING

| Year | Team | Att | Yds | Avg | Lg | TD |
|------|-----------|-----|-----|------|----|----|
| 2016 | Green Bay | 3 | -2 | -0.7 | 0 | 0 |

PLAYOFFS

| Year | Team | Att | Yds | Avg | Lg | TD |
|------|-----------|-----|-----|------|----|----|
| 2016 | Green Bay | 1 | 14 | 14.0 | 14 | 0 |

NFL debut: at Tennessee, 11/13/16

CAREER TRANSACTIONS

- 2015 Selected by the Green Bay Packers in the fifth round (147th overall) of '15 NFL Draft, May 2 (pick obtained from New England Patriots for Packers' fifth-round and seventh-round selections)...Signed first contract, May 8.

HUNDLEY'S SINGLE-GAME CAREER HIGHS

Passing

| | |
|-------------|--|
| Attempts | 4, at Ten. (11/13/16) |
| Completions | 1, at Ten. (11/13/16) and at Was. (11/20/16) |
| Yards | 9, at Was. (11/20/16) |
| Long | 9, at Was. (11/20/16) to J.Nelson |

BRETT HUNDLEY GAME-BY-GAME

2016, GREEN BAY

| Date | Opponent | GP/GS | —PASSING— | | | | | | | —RUSHING— | | | | | |
|-------------------|----------|------------|-----------|----------|-----------|-------------|----------------|----------|-----------|-----------|------------|----------|-----------|----------|--|
| | | | Att | Cmp | Yds | Pct | TD | INT | LG | SK | Rtg | Att | Yds | TD | |
| 09/11 | at Jax-W | | | | | | (did not play) | | | | | | | | |
| 09/18 | at Min-L | | | | | | (did not play) | | | | | | | | |
| 09/25 | at Det-W | | | | | | (did not play) | | | | | | | | |
| 10/09 | at NYG-W | | | | | | (did not play) | | | | | | | | |
| 10/16 | at Dal-L | | | | | | (did not play) | | | | | | | | |
| 10/20 | at Chi-W | | | | | | (did not play) | | | | | | | | |
| 10/30 | at Atl-L | | | | | | (did not play) | | | | | | | | |
| 11/06 | at Ind-L | | | | | | (did not play) | | | | | | | | |
| 11/13 | at Ten-L | 1/0 | 4 | 1 | 8 | 25.0 | 0 | 0 | 8 | 0 | 39.6 | 0 | 0 | 0 | |
| 11/20 | at Was-L | 1/0 | 3 | 1 | 9 | 33.3 | 0 | 1 | 9 | 0 | 2.8 | 1 | 0 | 0 | |
| 11/28 | at Phi-W | | | | | | (did not play) | | | | | | | | |
| 12/04 | at Hou-W | | | | | | (did not play) | | | | | | | | |
| 12/11 | at Sea-W | 1/0 | 2 | 0 | 0 | 0.0 | 0 | 0 | -- | 0 | 39.6 | 2 | -2 | 0 | |
| 12/18 | at Chi-W | | | | | | (did not play) | | | | | | | | |
| 12/24 | at Min-W | 1/0 | 1 | 0 | 0 | 0.0 | 0 | 0 | -- | 0 | 39.6 | 0 | 0 | 0 | |
| 01/01 | at Det-W | | | | | | (did not play) | | | | | | | | |
| '16 TOTALS | | 4/0 | 10 | 2 | 17 | 20.0 | 0 | 1 | 9 | 0 | 0.0 | 3 | -2 | 0 | |
| 01/08 | at NYG-W | | | | | | (did not play) | | | | | | | | |
| 01/15 | at Dal-W | | | | | | (did not play) | | | | | | | | |
| 01/22 | at Atl-L | 1/0 | 0 | 0 | 0 | 0.0 | 0 | 0 | -- | 0 | -- | 1 | 14 | 0 | |
| PLAYOFFS | | 1/0 | 0 | 0 | 0 | 0.0 | 0 | 0 | -- | 0 | -- | 1 | 14 | 0 | |

*NFC Wild Card Playoff; †NFC Divisional Playoff; ‡NFC Championship

LEADING ON THE FIELD, AT THE CHECKOUT COUNTER

Packers quarterback Aaron Rodgers collected his sixth Pro Bowl honor and led the team to a 10-6 record en route to its eighth consecutive playoff appearance in 2016. He remains the leader over his competitors as he ranks No. 1 in NFL history (min. 1,500 attempts) with a career passer rating of 104.1. Rodgers also ranks No. 1 in league annals in career INT percentage (1.55) and TD/INT ratio (4.13, 297/72) and No. 7 in yards/attempt (7.91) and completion percentage (65.1).

Off the field, his popularity among the fan base was reflected by his finish as the runaway leader among jerseys sold in the Packers Pro Shop. The Pro Shop is housed in the Lambeau Field Atrium, and boasts worldwide distribution through www.packersproshop.com.

The following is a list of the top five sellers, including customized authentic and replica jerseys that fans can put their own name and numbers on:

| Rank | Player | % of Total Sales |
|------|---------------------|------------------|
| 1 | Aaron Rodgers | 34.5 |
| 2 | Jordy Nelson | 20.0 |
| 3 | Clay Matthews | 12.2 |
| 4 | Customized replicas | 10.4 |
| 5 | Ha Ha Clinton-Dix | 4.5 |

PACKERS QUARTERBACKS, 1948-2016

| | | |
|--|---|--|
| Moss, Perry, Illinois 1948 | Hadl, John, Kansas 1974-75 | Favre, Brett, S. Mississippi 1992-2007 |
| Heath, Stan, Nevada 1949 | Milan, Don, Cal Poly-San Luis O. 1975 | Detmer, Ty, Brigham Young 1993, '95 |
| Christman, Paul, Missouri 1950 | Brown, Carlos, Pacific 1975-76 | Brunel, Mark, Washington 1994 |
| O'Malley, Tom, Cincinnati 1950 | Johnson, Randy, Texas A&I 1976 | Rubley, T.J., Tulsa 1995 |
| Rote, Tobin, Rice 1950-56 | Dickey, Lynn, Kansas St. 1976-77, 79-85 | McMahon, Jim, Brigham Young 1995-96 |
| Thomason, Bobby, Virginia Military 1951 | Dowling, Brian, Yale 1977 | Pederson, Doug, N.E. La. 1996-98, 2001-04 |
| Parilli, Babe, Kentucky 1952-53, 57-58 | Whitehurst, David, Furman 1977-83 | Bono, Steve, UCLA 1997 |
| Garrett, Bob, Stanford 1954 | Douglass, Bobby, Kansas 1978 | Hasselbeck, Matt, Boston Coll. 1999-2000 |
| Brackins, Charlie, Prairie View A&M 1955 | Sproul, Dennis, Arizona State 1978 | Wuerffel, Danny, Florida 2000 |
| Held, Paul, San Jose State 1955 | Pisarkiewicz, Steve, Missouri 1980 | O'Sullivan, J.T., UC Davis 2004 |
| Starr, Bart, Alabama 1956-71 | Troup, Bill, South Carolina 1980 | Rodgers, Aaron, California 2005-16 |
| McHan, Lamar, Arkansas 1959-60 | Campbell, Rich, California 1981-84 | Martin, Ingle, Furman 2006 |
| Roach, John, S. Methodist 1961-63 | Wright, Randy, Wisconsin 1984-88 | Nall, Craig, Northwestern (La.) St. 2003-04, '07 |
| Bratkowski, Zeke, Georgia 1963-68, 71 | Zorn, Jim, Cal Poly-Pomona 1985 | Flynn, Matt, Louisiana State 2008-11, '13-14 |
| Claridge, Dennis, Nebraska 1965 | Ferragamo, Vince, Nebraska 1986 | Harrell, Graham, Texas Tech 2012 |
| Horn, Don, San Diego State 1967-70 | Fusina, Chuck, Penn State 1986 | Tolzien, Scott, Wisconsin 2013, '15 |
| Stevens, Bill, Texas-El Paso 1968-69 | Shield, Joe, Trinity (Conn.) 1986 | Wallace, Seneca, Iowa State 2013 |
| Norton, Rick, Kentucky 1970 | Gillis, Willie, Norfolk State 1987 | Hundley, Brett, UCLA 2016 |
| Patrick, Frank, Nebraska 1970-72 | Risher, Alan, Louisiana State 1987 | |
| Hunter, Scott, Alabama 1971-73 | Majkowski, Don, Virginia 1987-92 | |
| Tagge, Jerry, Nebraska 1972-74 | Kiel, Blair, Notre Dame 1989-91 | |
| Del Gaudio, Jim, Tampa 1973 | Dilweg, Anthony, Duke 1989-90 | |
| Concannon, Jack, Boston College 1974 | Tomczak, Mike, Ohio State 1991 | |

QB's who played in at least one official Packers game in the season listed

JEFF JANIS

WIDE RECEIVER | SAGINAW VALLEY STATE

Fourth NFL Season | Fourth Packers Season



Ht: 6-3 Wt: 219 | Born: June 24, 1991 | NFL Games Played/Started: 35/1 | Acquired: D7-14

PRO HIGHLIGHTS:

- Played in all 16 games for the second straight season in 2016 and was one of only two players on the team (FB Aaron Ripkowski) to register a rushing TD and a receiving TD.
- Posted a career-high 11 receptions for a career-best 93 yards (8.5 avg.) and a TD last season.
- Has posted 20 tackles on special teams over the past two seasons, including a career-high 15 stops in 2015.
- Has registered a 26.3-yard average on 20 career kickoff returns, the fifth-best mark by a Packer with 20-plus returns.
- Appeared in all 16 games in 2015, ranking No. 2 on the team with 15 tackles on special teams and posting a 29.0-yard average on 14 kickoff returns, including three of 45-plus yards.
- Registered seven catches for 145 yards (20.7 avg.) and two TDs at Arizona in the 2015 postseason, becoming the first player in franchise history to register seven-plus receptions, 140-plus receiving yards and two-plus TD catches in a playoff game.
- Appeared in three contests as a rookie in 2014, posting two receptions for 16 yards (8.0 avg.).
- Was inactive (healthy scratch) for the other 13 regular-season games and both playoff contests as a rookie.
- Drafted by the Packers in the seventh round (No. 236 overall), the first WR ever to be selected in the NFL Draft out of Saginaw Valley State.

2016 SEASON: Played in all 16 games with one start, seeing time on offense and special teams...Posted a career-high 11 catches for a career-best 93 yards (8.5 avg.) and a TD as well as two carries for 38 yards (19.0 avg) and a score... Was one of only two players on the team with both a rushing TD and a receiving TD on the season (Ripkowski)...Registered five tackles on special teams and six kickoff returns for 119 yards (19.8 avg.)...Was limited to playing primarily on special teams for the first three games because of an injured hand that required him to wear a club cast...Also appeared in all three postseason contests and was tied for the team lead with four tackles on special teams...**At Atlanta (Oct. 30):** With injuries sidelining WRs Randall Cobb and Ty Montgomery, saw his most significant action of the season to date, appearing on 58 plays and posting a regular-season career-high four receptions for 30 yards (7.5 avg.) and a TD. The TD catch was the first of his career in the regular season and put the Packers ahead, 32-26, after the ensuing two-point conversion by QB Aaron Rodgers. On the TD grab, separated himself from CB C.J. Goodwin to find an opening in the back of the end zone, making the grab and getting down with S Ricardo Allen coming at him to deliver a hit...**Vs. Indianapolis (Nov. 6):** Started as the third WR, the first start of his NFL career. Made a 25-yard reception in the third quarter, his longest catch of the season, hauling in a quick pass from Rodgers and taking it down the middle of the field to the Indianapolis 14 to help set up a 27-yard Mason Crosby FG...**Vs. Houston (Dec. 4):** With less than five minutes remaining in the game, had a 19-yard gain on his first career carry, taking an end-around down to the Houston 3 to set up Ripkowski's 3-yard TD run on the next play...**Vs. Seattle (Dec. 11):** Posted his first career

AT A GLANCE ...

- Played in all 16 games for the second straight season in 2016 and was one of only two players on the team (FB Aaron Ripkowski) to register both a rushing TD and a receiving TD.
- Posted a career-high 11 receptions for a career-best 93 yards (8.5 avg.) and a TD in '16.
- Recorded 20 tackles on special teams over the past two seasons, including a career-high 15 stops in 2015.
- Has registered a 26.3-yard average on 20 career kickoff returns, the fifth-best mark by a Packer with 20-plus returns.
- Posted seven catches for 145 yards (20.7 avg.) and two TDs at Arizona in the 2015 postseason, becoming the first player in franchise history to register seven-plus receptions, 140-plus receiving yards and two-plus TD catches in a playoff game.
- Finished his career at Saginaw Valley State as the school's all-time leader in receptions (241), receiving yards (4,274) and receiving TDs (46).
- Was twice named the Great Lakes Intercollegiate Athletic Conference's Offensive Back of the Year, earning the award as a junior and as a senior.
- Set single-season school records for receptions (106) and receiving yards (1,635) as a junior in 2012, leading all Division II players in receiving yards and ranking No. 2 in receptions.

rushing TD, taking an end-around from QB Brett Hundley in the fourth quarter and going 19 yards for the score...**Vs. N.Y. Giants (NFC Wild Card, Jan. 8):** Tied for the team lead with three tackles on special teams, including a stop of WR Dwayne Harris for no gain on a punt return early in the second quarter and a tackle of Harris for just a 1-yard return at the New York 8 on a punt later in the second quarter. Also returned three kickoffs for 77 yards (25.7 avg.), highlighted by a 33-yard return out to the Green Bay 44 in the second quarter.

2015: Appeared in all 16 games, seeing time on offense and special teams...Had two catches for 79 yards (39.5 avg.)... Ranked No. 2 on the team with a career-high 15 tackles on special teams and posted a 29.0-yard average on 14 kickoff returns, including three returns of 45-plus yards...Played in both postseason contests and recorded seven catches (tied for the team lead) for a team-high 145 yards (20.7 avg.) and a team-leading two TDs...Also returned four kickoffs for 99 yards (24.8 avg.)...**Vs. Seattle (Sept. 20):** Registered two tackles, the first of his career on special teams...**Vs. San Diego (Oct. 18):** Saw significant action on offense (40 snaps) after Montgomery departed in the second quarter due to an ankle injury, and made an impact with his first catches of the season, posting 79 yards on two receptions (39.5 avg.). Had a career-long 46-yard grab midway through the second quarter down to the San Diego 11 to help set up a Crosby field goal. Made a 33-yard catch with just over five minutes remaining in the game on a drive that was capped off with Crosby's 28-yard FG that gave Green Bay a 27-20 lead...**At Minnesota (Nov. 22):** Played 20 snaps on offense and 21 on special teams, making a pair of impactful plays in the game. Posted a 70-yard kickoff return late in the first quarter to the Minnesota 34 to help set up Crosby's 47-yard FG on the first return of his pro career. It marked the longest return by a Packer on his first NFL kickoff return since Dave Hampton's 89-yarder

vs. San Francisco on Sept. 28, 1969. The return was also the longest by a Packer since DB Micah Hyde posted a 70-yarder vs. Pittsburgh on Dec. 22, 2013. With the Packers leading, 9-6, late in the first half, came back on a deep throw from Rodgers to draw a 50-yard pass-interference penalty on third-and-15 on CB Terence Newman, giving Green Bay the ball at the Minnesota 35 on a drive that would be capped off with a 10-yard TD catch by Cobb...**Vs. Chicago (Nov. 26):** Had two kickoff returns for 82 yards (41.0 avg.), highlighted by a 64-yard return in the second quarter to the Chicago 33 that helped set up a 22-yard Crosby FG. Took the return down the middle of the field, breaking several tackle attempts before bouncing it out down the left sideline. Became the first Packer to post a kickoff return of 60-plus yards in back-to-back games since WR Robert Brooks in 1993 (Oct. 3-10). Became the first NFL player to register two kickoff returns of 60-plus yards in his first four attempts since Oilers CB Willie Tullis in 1981...**Vs. Dallas (Dec. 13):** Led the team with a career-high three tackles on special teams. On all three of the stops, which came on punt returns, brought down WR Lucky Whitehead for a 2-yard loss...**At Arizona (NFC Divisional, Jan. 16):** Led the team with seven catches for 145 yards (20.7 avg.) and two TDs, becoming the first player in franchise history to register seven-plus catches, 140-plus receiving yards and two-plus receiving TDs in a playoff game. His 145 receiving yards were the third most in franchise history in a playoff game, trailing only TE Jermichael Finley (159 at Arizona, Jan. 10, 2010) and WR John Jefferson (148 vs. St. Louis Cardinals, Jan. 8, 1983). On his first career TD, which came with just over 10 minutes remaining in the third quarter on third-and-goal from the 8, initially cut off his route near the goal line before making an inside move to free himself from CB Justin Bethel as a scrambling Rodgers found him for the 8-yard score. With less than a minute remaining in regulation and the Packers trailing, 20-13, got behind Bethel to make a 60-yard catch to the Arizona 36. After an illegal-motion penalty on the Packers and an incompleting gave the offense one final play at the Arizona 41, streaked down the field and made a leaping catch of Rodgers' Hail Mary pass over CB Patrick Peterson in the end zone with no time remaining, a reception (along with Crosby's extra point) that sent the game into overtime. It marked the first game-winning or game-tying passing TD to end regulation in NFL playoff history. His 101 receiving yards on the final possession were the most by an NFL player on a postseason drive since the 1970 AFL-NFL merger.

2014: Played in three games as a rookie and caught two passes for 16 yards (8.0 avg.)...Was inactive (healthy scratch) for the other 13 regular-season contests and both playoff games...Posted two catches in the preseason, with both going for touchdowns (34 yards and 33 yards)...**At Chicago (Sept. 28):** Made his NFL debut, playing one snap on offense and five on special teams...**Vs. Minnesota (Oct. 2):** Registered the first receptions of his career, finishing with two catches for 16 yards (8.0 avg.). His first career reception came on a third-and-5 from the Green Bay 25 in the fourth quarter when he hauled in a 9-yard pass from QB Matt Flynn on a slant with CB Xavier Rhodes covering him...**At Miami (Oct. 12):** Saw limited action, appearing on three plays on offense and four on special teams...**2014 Draft:** Selected by the Packers in the seventh round with the No. 236 overall pick, the first wide receiver ever to be selected in the NFL Draft out of Saginaw Valley State. Became just the fourth player to be drafted from the school and the first since T Todd Herremans in 2005 (Philadelphia, fourth round).

COLLEGE: Played in 44 games with 37 starts, finishing his career as the school's all-time leader in receptions (241), receiving yards (4,274) and receiving TDs (46)...Was twice named the Great Lakes Intercollegiate Athletic Conference's Offensive Back of the Year, earning the award as a junior and as a senior...Caught 14-plus TDs in each of his last three

seasons for the Cardinals...Earned his degree in exercise science...**Senior season (2013):** Started all 12 contests and caught 83 passes for 1,572 yards (18.9 avg.) and 14 TDs, including a career-high eight 100-yard receiving games...Added four carries for 49 yards (12.3 avg.) and two TDs...Was selected to the Little All-America team by *The Associated Press* and also earned first-team All-America honors from Daktronics, Inc., D2football.com and the American Football Coaches Association...Was named the GLIAC Offensive Back of the Year for the second consecutive season...Ranked No. 5 in the nation in receiving yards and tied for No. 9 in receiving TDs among Division II players...Was invited to the Senior Bowl following the 2013 season, becoming just the second Cardinals player ever to play in the all-star game (DE Lamar King, 1999)...Posted a GLIAC-record 331 receiving yards and a school-record-tying four TDs on 15 catches (22.1 avg.) vs. Hillsdale (Oct. 26)...Caught eight passes for 230 yards (28.8 avg.) and matched the school record with four receiving TDs, highlighted by his career-long 95-yard TD grab, vs. Northern Michigan (Nov. 9)...**Junior season (2012):** Started all 11 games and set single-season school records for receiving yards (1,635) and receptions (106), leading all Division II players in receiving yards and ranking No. 2 in catches...Posted a career-best 17 TD catches and 18 total TDs (one rushing), leading the team with 108 points and ranking third in the GLIAC with an average of 9.8 points per game...Established a new GLIAC record for the most receptions in conference games with 92 on the season...Recorded seven 100-yard receiving games...Was named to the Little All-America team by AP and earned first-team All-America honors from Daktronics, Inc. ...Was named the GLIAC's Offensive Back of the Year and was one of 24 candidates nominated for the Harlon Hill Award, given annually to the nation's top player in Division II...Selected as the GLIAC Offensive Player of the Week four times on the season...Hauled in 12 passes for a season-high 300 yards (25.0 avg.) at Lake Erie (Sept. 22), including a season-long 73-yard TD catch as well as 45- and 52-yard grabs...Caught a game-winning 32-yard TD pass with nine seconds remaining in the 55-52 victory vs. Grand Valley State (Nov. 10), finishing with 10 catches for 165 yards (16.5 avg.) and two TDs as the Cardinals captured a share of the GLIAC North Championship for the second straight year...**Sophomore season (2011):** Appeared in all 11 games with eight starts and caught 48 passes for 968 yards (20.2 avg.) and 14 TDs...Earned honorable mention All-GLIAC recognition...Led the team in receiving yards, yards per catch and TD catches, and ranked No. 2 in receptions...Posted three 100-yard receiving games...Registered the first 100-yard receiving game of his career, catching four passes for 144 yards (36.0 avg.), including TD grabs of 76 and 34 yards, at Lake Erie (Sept. 17)...Recorded season highs for receiving yards (179) and TD catches (three) on six receptions (29.8 avg.) at Minnesota-Duluth (Nov. 19), with TD catches of 76, 65 and 22 yards...**Redshirt freshman season (2010):** Played in 10 games with six starts...Caught nine passes for 130 yards (14.4 avg.) and a TD and added 16 rushing yards on three attempts (5.3 avg.)...Posted a season-high 48 receiving yards on two catches (24.0 avg.) vs. Michigan Tech (Oct. 9), highlighted by a season-long 28-yard grab.

PERSONAL: Given name Jeffrey Ronald Janis...Born in Tawas City, Mich. ...Married, wife's name is Alyssa...The couple has an infant son, Carter...Worked several summers at his uncle's auto shop in Tawas City, changing tires and oil, starting when he was 15 years old...**High school:** Earned all-conference recognition as a junior at WR at Tawas Area High School (Tawas City, Mich.)...Led the team in rushing as a senior after playing RB for most of the season due to a broken finger...Rushed for 731 yards and 10 TDs on just 45 carries (16.2 avg.)...Caught 17 passes for 375 yards (22.1 avg.) and six TDs...Posted a 30.1-yard average on 11 kickoff returns and averaged 9.8 yards as a punt returner...Added 12 tackles

on defense and a 51-yard INT return...As a junior, averaged 29.8 yards on 11 kickoff returns...Posted an average of 31.8 yards per catch and added 20 tackles on defense...Also lettered three times each in basketball and track, participating in

the 100, 200 and 400 meters and the long jump...**Community involvement:** While he was in college, participated in an NFL Play 60 event and a benefit walk to bring awareness to domestic violence...Residence: Tawas City, Mich.

JEFF JANIS' PRO STATISTICS

| Year | Team | GP | GS | RECEIVING | | | | RUSHING | | | | | |
|---------------------------------|-----------|-----------|----------|-----------|------------|-------------|-----------|----------|----------|-----------|-------------|------------|----------|
| | | | | No | Yds | Avg | Lg | TD | Att | Yds | Avg | Lg | TD |
| 2014 | Green Bay | 3 | 0 | 2 | 16 | 8.0 | 9 | 0 | 0 | 0 | -- | -- | 0 |
| 2015 | Green Bay | 16 | 0 | 2 | 79 | 39.5 | 46 | 0 | 0 | 0 | -- | -- | 0 |
| 2016 | Green Bay | 16 | 1 | 11 | 93 | 8.5 | 25 | 1 | 2 | 38 | 19.0 | 19t | 1 |
| NFL totals (three years) | | 35 | 1 | 15 | 188 | 12.5 | 46 | 1 | 2 | 38 | 19.0 | 19t | 1 |

| Year | Team | No | Yds | Avg | Lg | TD | PUNT RETURNS | | | | |
|---------------------------------|-----------|-----------|------------|-------------|-----------|----------|--------------|----------|-----------|-----------|----------|
| | | | | | | | No | FC | Yds | Avg | Lg |
| 2014 | Green Bay | 0 | 0 | -- | -- | 0 | 0 | 0 | -- | -- | 0 |
| 2015 | Green Bay | 14 | 406 | 29.0 | 70 | 0 | 0 | 0 | -- | -- | 0 |
| 2016 | Green Bay | 6 | 119 | 19.8 | 28 | 0 | 0 | 0 | -- | -- | 0 |
| NFL totals (three years) | | 20 | 525 | 26.3 | 70 | 0 | 0 | 0 | -- | -- | 0 |

| Year | Team | GP | GS | RECEIVING | | | | RUSHING | | | | | |
|-------------------|-----------|----------|----------|-----------|------------|-------------|-----------|----------|----------|----------|-----------|-----------|----------|
| | | | | No | Yds | Avg | Lg | TD | Att | Yds | Avg | Lg | TD |
| 2015 | Green Bay | 2 | 0 | 7 | 145 | 20.7 | 60 | 2 | 0 | 0 | -- | -- | 0 |
| 2016 | Green Bay | 3 | 0 | 0 | 0 | -- | -- | 0 | 0 | 0 | -- | -- | 0 |
| Postseason | | 5 | 0 | 7 | 145 | 20.7 | 60 | 2 | 0 | 0 | -- | -- | 0 |

| Year | Team | No | Yds | Avg | Lg | TD | PUNT RETURNS | | | | |
|-------------------|-----------|----------|------------|-------------|-----------|----------|--------------|----------|-----------|-----------|----------|
| | | | | | | | No | FC | Yds | Avg | Lg |
| 2015 | Green Bay | 4 | 99 | 24.8 | 35 | 0 | 0 | 0 | -- | -- | 0 |
| 2016 | Green Bay | 3 | 77 | 25.7 | 33 | 0 | 0 | 0 | -- | -- | 0 |
| Postseason | | 7 | 176 | 25.1 | 35 | 0 | 0 | 0 | -- | -- | 0 |

Inactive for Packers' two games during 2014 playoffs

Additional statistics: Special teams tackles — 15 in 2015, 5 in 2016; NFL total: 20.

NFL debut: at Chicago, 9/28/14

First NFL start: vs. Indianapolis, 11/6/16

First NFL reception: vs. Minnesota, 10/2/14 (9 yards, M.Flynn)

CAREER TRANSACTIONS

- 2014 Selected by Green Bay Packers in the seventh round (236th overall) of '14 NFL Draft, May 10...Signed first contract, May 14.

JANIS' SINGLE-GAME CAREER HIGHS

Receiving

Receptions* 4, at Atl. (10/30/16)
Yards* 79, vs. SD (10/18/15)
Long* 46, vs. SD (10/18/15)
Touchdowns* 1, at Atl. (10/30/16)

Kickoff Returns

Returns 4, at Oak. (12/20/15)
Yards 108, at Oak. (12/20/15)
Long 70, at Min. (11/22/15)

* Posted seven receptions for 145 yards and two TDs with a long of 60 yards in '15 playoffs at Arizona, 1/16/16

JEFF JANIS GAME-BY-GAME

2014, GREEN BAY

| Date | Opp | GP | GS | No | Yds | Avg | Lg | TD |
|------------------------------------|----------|----|----|------------|-----|-----|----|----|
| 09/04 | at Sea-L | | | (inactive) | | | | |
| 09/14 | NYJ-W | | | (inactive) | | | | |
| 09/21 | at Det-L | | | (inactive) | | | | |
| 09/28 | at Chi-W | 1 | 0 | 0 | 0 | -- | -- | 0 |
| 10/02 | Min-W | 1 | 0 | 2 | 16 | 8.0 | 9 | 0 |
| 10/12 | at Mia-W | 1 | 0 | 0 | 0 | -- | -- | 0 |
| 10/19 | Car-W | | | (inactive) | | | | |
| 10/26 | at NO-L | | | (inactive) | | | | |
| 11/09 | Chi-W | | | (inactive) | | | | |
| 11/16 | Phi-W | | | (inactive) | | | | |
| 11/23 | at Min-W | | | (inactive) | | | | |
| 11/30 | NE-W | | | (inactive) | | | | |
| 12/08 | Atl-W | | | (inactive) | | | | |
| 12/14 | at Buf-L | | | (inactive) | | | | |
| 12/21 | at TB-W | | | (inactive) | | | | |
| 12/28 | Det-W | | | (inactive) | | | | |
| '14 TOTALS 3 0 2 16 8.0 9 0 | | | | | | | | |
| 01/11 | Dal-W | | | (inactive) | | | | |
| 01/18 | at Sea-L | | | (inactive) | | | | |
| PLAYOFFS - - - - - | | | | | | | | |

NFC Divisional Playoff; NFC Championship

2015, GREEN BAY

| Date | Opp | GP | GS | No | Yds | Avg | Lg | TD |
|---------------------------------------|----------|----|----|----|-----|------|----|----|
| 09/13 | at Chi-W | 1 | 0 | 0 | 0 | -- | -- | 0 |
| 09/20 | Sea-W | 1 | 0 | 0 | 0 | -- | -- | 0 |
| 09/28 | KC-W | 1 | 0 | 0 | 0 | -- | -- | 0 |
| 10/04 | at SF-W | 1 | 0 | 0 | 0 | -- | -- | 0 |
| 10/11 | STL-W | 1 | 0 | 0 | 0 | -- | -- | 0 |
| 10/18 | SD-W | 1 | 0 | 2 | 79 | 39.5 | 46 | 0 |
| 11/01 | at Den-L | 1 | 0 | 0 | 0 | -- | -- | 0 |
| 11/08 | at Car-L | 1 | 0 | 0 | 0 | -- | -- | 0 |
| 11/15 | Det-L | 1 | 0 | 0 | 0 | -- | -- | 0 |
| 11/22 | at Min-W | 1 | 0 | 0 | 0 | -- | -- | 0 |
| 11/26 | Chi-L | 1 | 0 | 0 | 0 | -- | -- | 0 |
| 12/03 | at Det-W | 1 | 0 | 0 | 0 | -- | -- | 0 |
| 12/13 | Dal-W | 1 | 0 | 0 | 0 | -- | -- | 0 |
| 12/20 | at Oak-W | 1 | 0 | 0 | 0 | -- | -- | 0 |
| 12/27 | at Ari-L | 1 | 0 | 0 | 0 | -- | -- | 0 |
| 01/03 | Min-L | 1 | 0 | 0 | 0 | -- | -- | 0 |
| '15 TOTALS 16 0 2 79 39.5 46 0 | | | | | | | | |
| 01/10 | at Was-W | 1 | 0 | 0 | 0 | -- | -- | 0 |
| 01/16 | at Ari-L | 1 | 0 | 7 | 145 | 20.7 | 60 | 2 |
| PLAYOFFS 2 0 7 145 20.7 60 2 | | | | | | | | |

NFC Wild Card Playoff; NFC Divisional Playoff

2016, GREEN BAY

| Date | Opp | GP | GS | No | Yds | Avg | Lg | TD |
|---------------------------------------|----------|----|----|----|-----|------|----|----|
| 09/11 | at Jax-W | 1 | 0 | 0 | 0 | -- | -- | 0 |
| 09/18 | at Min-L | 1 | 0 | 0 | 0 | -- | -- | 0 |
| 09/25 | Det-W | 1 | 0 | 0 | 0 | -- | -- | 0 |
| 10/09 | NYG-W | 1 | 0 | 0 | 0 | -- | -- | 0 |
| 10/16 | Dal-L | 1 | 0 | 2 | 14 | 7.0 | 8 | 0 |
| 10/20 | Chi-W | 1 | 0 | 2 | 9 | 4.5 | 7 | 0 |
| 10/30 | at Phi-W | 1 | 0 | 4 | 30 | 7.5 | 10 | 1 |
| 11/06 | Ind-L | 1 | 1 | 1 | 25 | 25.0 | 25 | 0 |
| 11/13 | at Ten-L | 1 | 0 | 0 | 0 | -- | -- | 0 |
| 11/20 | at Was-L | 1 | 0 | 0 | 0 | -- | -- | 0 |
| 11/28 | at Phi-W | 1 | 0 | 1 | 7 | 7.0 | 7 | 0 |
| 12/04 | Hou-W | 1 | 0 | 0 | 0 | -- | -- | 0 |
| 12/11 | Sea-W | 1 | 0 | 0 | 0 | -- | -- | 0 |
| 12/18 | at Chi-W | 1 | 0 | 0 | 0 | -- | -- | 0 |
| 12/24 | Min-W | 1 | 0 | 1 | 8 | 8.0 | 8 | 0 |
| 01/01 | at Det-W | 1 | 0 | 0 | 0 | -- | -- | 0 |
| '16 TOTALS 16 1 11 93 8.5 25 1 | | | | | | | | |
| 01/08 | NYG-W | 1 | 0 | 0 | 0 | -- | -- | 0 |
| 01/15 | at Dal-W | 1 | 0 | 0 | 0 | -- | -- | 0 |
| 01/22 | at Atl-L | 1 | 0 | 0 | 0 | -- | -- | 0 |
| PLAYOFFS 3 0 0 0 -- -- 0 | | | | | | | | |

NFC Wild Card Playoff; NFC Divisional Playoff; NFC Championship

RICKY JEAN FRANCOIS

DEFENSIVE TACKLE | LOUISIANA STATE

Ninth NFL Season | First Packers Season



Ht: 6-3 Wt: 313 | Born: November 23, 1986 | NFL Games Played/Started: 109/35 | Acquired: FA-17



PRO HIGHLIGHTS:

➤ Signed with the Packers as a free agent on March 24, 2017.

➤ Has played in 109 games with 35 starts during the regular season, appearing in all 16 contests in six of his eight seasons. Has recorded 236 tackles (128 solo), 12 sacks, nine passes defended, a forced fumble and a fumble recovery.

➤ After four seasons with the San Francisco 49ers (2009-12), who selected him in the seventh round (244th overall), he played two years with the Indianapolis Colts (2013-14) and two seasons with the Washington Redskins (2015-16).

➤ Started six of 16 games played with the Redskins in 2016 and registered 46 tackles (18 solo), the second most of his career (51 in 2012). Set a single-season personal best with four games with six-plus tackles.

➤ In 2015, his first season with the Washington Redskins, played in all 16 games with one start, and also appeared in the team's only postseason contest.

➤ Played in 16 games for the Colts in 2014 and set career highs in starts (13), sacks (three) and passes defended (four), while also recovering the first fumble of his career.

➤ Joined the Indianapolis Colts in 2013 and started all 10 games he played in while missing six regular-season contests due to injury (Weeks 4-5, groin/Weeks 14-17, foot). Recorded the first multi-sack game of his career with two sacks at Arizona in Week 12.

➤ In 2012, played in all 16 games for the 49ers for the third consecutive season, making three starts and totaling a career high in tackles (51) while adding two sacks. Also saw action in three postseason games, including Super Bowl XLVII vs. Baltimore.

➤ After playing in three games as a rookie (2009), played in all 32 games, starting two, in his second and third seasons (2010-11) while also appearing in both contests during the 2011 postseason.

➤ Drafted by San Francisco in the seventh round of the 2009 NFL Draft (No. 244 overall) following his junior season at Louisiana State, where he appeared in 25 games with nine starts in three seasons.

2016 SEASON: Started six of 16 games played and registered 46 tackles (18 solo), the second most of his career (51 in 2012)...Also recorded 1½ sacks, a pass defended and a forced fumble...Set a single-season personal best with four games with six-plus tackles...**Vs. Dallas (Sept. 19):** Recorded six tackles (two solo) and a half sack, teaming with Ryan Kerrigan to bring down QB Dak Prescott for a 2-yard loss on the first drive of the game...**Vs. Philadelphia (Oct. 16):** Registered three solo tackles and a sack. With a 27-20 lead, sacked QB Carson Wentz on the Eagles' final drive of the game, a 9-yard loss that forced a third-and-15 on a drive that ended two plays after his sack when Philadelphia did not convert a fourth-and-24...**Vs. Minnesota (Nov. 13):** Tallied six tackles (one solo)...**At Dallas (Nov. 24):** Finished with six tackles (one solo)...**Vs. N.Y. Giants (Jan. 1):** Posted

AT A GLANCE ...

- Last name pronounced zhan fran-SWAH.
- Has played in 109 games with 35 starts during the regular season, appearing in all 16 contests in six of his eight seasons. Has recorded 236 tackles (128 solo), 12 sacks, nine passes defended, a forced fumble and a fumble recovery.
- After four seasons with the San Francisco 49ers (2009-12), who selected him in the seventh round (244th overall), he played two years with the Indianapolis Colts (2013-14) and two seasons with the Washington Redskins (2015-16).
- From 2011-15, he played for five consecutive division winners (2011-12 49ers, 2013-14 Colts, 2015 Redskins).
- Has seen action in 11 postseason contests with two starts, registering 17 tackles (nine solo), 1½ sacks and a pass defended.
- As a sophomore at LSU, was named Defensive Most Outstanding Player in the BCS National Championship Game victory vs. Ohio State, registering six tackles, a half-sack and a blocked field goal.

a season-high seven tackles as well as a pass defended. **2015:** In his first season with Washington, saw action in all 16 games, making one start and tallying 30 tackles (14 solo), six tackles for a loss, two sacks, 10 QB pressures/hits and a pass defended...Played in the team's only postseason contest, recording a solo tackle...**Vs. Tampa Bay (Oct. 25):** Recorded two assisted tackles and was part of the largest comeback (24 points) in team history...**Vs. Buffalo (Dec. 20):** Recorded two tackles (one solo), a tackle for a loss, and sacked QB Tyrod Taylor on second-and-2 in the second quarter, forcing a third-and-5 that the Bills did not convert...**At Philadelphia (Dec. 26):** Registered a season-high five tackles (three solo), three tackles for a loss, three QB pressures/hits and a sack. It marked the second time in his career (Weeks 14-15, 2014) he registered sacks in back-to-back games.

2014: Played in 16 games and set career highs in starts (13), sacks (three) and passes defended (four), while also recovering the first fumble of his career...Totaled 31 tackles (23 solo) during the regular season...Played in three postseason contests, recording four tackles (one solo) and a half-sack...**Vs. Philadelphia (Sept. 15):** Tallied three tackles, a tackle for a loss and a pass defended...**Vs. Tennessee (Sept. 28):** Finished the contest with a tackle and a fumble recovery, the first of his career. The recovery came at the 7:40 mark in the first quarter and gave Indianapolis possession of the ball at the Titans' 38-yard line, leading to a Colts touchdown...**At Houston (Oct. 9):** Collected five solo tackles, a pass defended and his first sack of the season when he brought down QB Ryan Fitzpatrick in the second quarter. The sack led to a fourth down and an incomplete pass on the next play...**Vs. Cincinnati (Oct. 19):** Compiled three tackles (two solo) and a sack...**At Pittsburgh (Oct. 26):** Finished with two solo stops and a tackle for a loss. Also recovered a blocked punt at the end of the second quarter...**Vs. Houston (Dec. 14):** Notched two tackles (one solo) and a sack, setting a new single-season career high with three sacks. The sack also came on a third down to force a Texans punt...**At Tennessee (Dec.**

28): Totaled four tackles (three solo), a quarterback hit and a pass defended. Was part of a defense that held the Titans to 192 net yards...**Vs. Cincinnati (AFC Wild Card, Jan. 4):** Compiled a tackle and a half-sack, which came on the final play of the third quarter to force a Bengals punt.

2013: In his first season with the Colts, started all 10 games he played in and finished the season with 23 tackles (19 solo), 2½ sacks and two passes defended...Missed six regular-season games due to injury (Weeks 4-5, groin/Weeks 14-17, foot)...Made the first two postseason starts of his career, recording five tackles (three solo) and a sack...**Vs. Oakland (Sept. 8):** Started the season opener and contributed four solo tackles in the victory...**Vs. Denver (Oct. 20):** Notched three tackles (one solo) and a half-sack of QB Peyton Manning, his first as a member of the Colts...**Vs. Arizona (Nov. 24):** Recorded his first career multi-sack game when he brought down QB Carson Palmer in the first and third quarters. Also added five solo tackles and a pass defended...**Vs. Kansas City (AFC Wild Card, Jan. 4):** Started his first career postseason game and compiled three tackles and his first career post-season sack when he brought down QB Alex Smith for a 2-yard loss in the third quarter.

2012: Played in all 16 games for the third consecutive season, making three starts and totaling a career-high 51 tackles while adding two sacks...Totaled five tackles (three solo) in three postseason games...**At Minnesota (Sept. 23):** Posted seven tackles (four solo)...**At N.Y. Jets (Sept. 30):** In his first start of the season, was part of a defense that held the Jets to 145 total yards in a 34-0 win...**At New England (Dec. 16):** Notched his second career sack and his first since Oct. 17, 2010, against Oakland...**At Seattle (Dec. 23):** Registered a career-high 10 tackles (six solo)...**Vs. Arizona (Dec. 30):** Notched his second sack of the season when he brought down QB Brian Hoyer for a loss of 9 yards...**Vs. Baltimore (Super Bowl XLVII, Feb. 3):** Totaled a postseason career-high three tackles (two solo).

2011: Appeared in all 16 games, making two starts and totaling 32 tackles (14 solo) and two passes defended...Made two tackles (one solo) and a pass defended in two postseason games...**Vs. Tampa Bay (Oct. 9):** Made his first NFL career start and posted six tackles (four solo)...**Vs. St. Louis (Dec. 4):** Helped limit the Rams to just 31 yards rushing without allowing a rushing first down, marking the first time the 49ers defense did not allow a rushing first down since Nov. 29, 2010, at Arizona...**At St. Louis (Jan. 1):** Posted a season-high eight tackles (four solo) and a pass defended in the regular-season finale...**Vs. New Orleans (NFC Divisional, Jan. 14):** Posted two tackles (one solo) and a pass defended.

2010: Played in all 16 games and posted 23 tackles (13 solo), a sack and a forced fumble...Added one special teams tackle...**Vs. Oakland (Oct. 17):** Registered his first career sack and forced fumble on QB Jason Campbell...**At Green Bay (Dec. 5):** Saw extended action and tallied four tackles (two solo).

2009: Appeared in three games, but did not record any statistics...**At Philadelphia (Dec. 20):** Made his NFL debut, seeing time on special teams...**Vs. Detroit (Dec. 27):** Played his first snaps on defense...**2009 Draft:** Selected by San Francisco in the seventh round (No. 244 overall).

COLLEGE: Appeared in 25 games with nine starts, posting 56 tackles, 5½ sacks, three passes defended, three fumble recoveries and a forced fumble during his career...Majored in general studies with an emphasis in communication studies and sports studies...**Junior season (2008):** Played in 11 games with six starts at defensive tackle, recording 20 tackles, two sacks, two passes defended and a fumble recovery...**Sophomore season (2007):** Started two games and was named Defensive Most Outstanding Player in the BCS National Championship Game, registering six tackles, a half-sack and a blocked field goal in the win over Ohio State (Jan. 7)...**Redshirt freshman season (2006):** Played in 12 games (one start) and tallied 27 tackles, 5½ tackles for a loss, three sacks, a pass defended, a forced fumble and a fumble recovery.

PERSONAL: Given name Ricky Barkley Jean Francois...Last name pronounced zhan fran-SWAH...Born in Carol City, Fla....**High school:** Attended Carol City High School in Miami Gardens, Fla., where he was rated the No. 1 defensive line prospect in Florida by Rivals.com...Named the Dade (Fla.) County Male Athlete of the Year in both 2004 and 2005, becoming the first two-time winner of the award in its history...Named to the prep All-America team by both Riddell and Tom Lemming...Member of the *Orlando Sentinel's* Top 100 for Florida...As a senior, named first-team all-state with 93 tackles, 15.0 sacks, six forced fumbles, three fumble recoveries and three interceptions, while setting the Florida state record for sacks in a game (6½)...Won state championships in the shot put and discus as both a junior and senior...Recorded the nation's third-best toss in the shot put with a throw of 65 feet, 5 inches in 2005...**Community involvement:** Early in his career, assisted his family and fellow countrymen following the earthquake that left nearly one million people homeless in Haiti...He first worked to obtain donations, getting GMC to donate 50 brand-new 2010 trucks...In October 2016, traveled to Haiti with current 49ers WR Pierre Garçon to deliver medical supplies to areas ravaged by Hurricane Matthew...In 2016, played video games with active military members stationed overseas during the Pros vs. GI Joes event, promoted healthy lifestyle habits at the 138th annual White House Easter Egg Roll on the South Lawn, walked the runway alongside the Women of Washington to raise money for the WRCF at the second annual Redskins Runway Show, and participated alongside guests at Ryan Kerrigan's Top Golf challenge to promote Kerrigan's Blitz for the Better Foundation...On the final day of the 2015 training camp, provided all children in attendance with free shaved-ice snow cones from Kona Ice...Participated in the inaugural WOW Wives Runway Show to benefit the Washington Redskins Charitable Foundation...Distributed hats and coats as part of the Share the Warmth event presented by Macy's.

RETIRED NUMBERS, BY FRANCHISES WITH MOST CHAMPIONSHIPS, BY SPORT

| Retired Numbers | Franchise | League | World Championships |
|-----------------|--------------------|---------------------------------|---------------------|
| 21 | Boston Celtics | National Basketball Association | 17 |
| *21 | New York Yankees | Major League Baseball | 27 |
| **15 | Montreal Canadiens | National Hockey League | 24 |
| 6 | Green Bay Packers | National Football League | 13 |

*Includes No. 42, which was retired for Brooklyn's Jackie Robinson (league-wide), but also for New York's Mariano Rivera

**Does not include Wayne Gretzky (number retired league-wide)

RICKY JEAN FRANCOIS' PRO STATISTICS

| Year | Team | GP | GS | —Tackles— | | | | Interceptions | | | | | Fumbles | | | | |
|---------------------------------|---------------|------------|-----------|------------|------------|------------|-----------|---------------|----------|----------|----------|----------|----------|----------|----------|----------|----------|
| | | | | Tot | Solo | Asst | Sk | Yds | No | Yds | Lg | TD | PD | FF | FR | Yds | |
| 2009 | San Francisco | 3 | 0 | 0 | 0 | 0 | 0 | 0 | 0 | 0 | 0 | 0 | 0 | 0 | 0 | 0 | 0 |
| 2010 | San Francisco | 16 | 0 | 23 | 13 | 10 | 1 | 4 | 0 | 0 | 0 | 0 | 0 | 0 | 1 | 0 | 0 |
| 2011 | San Francisco | 16 | 2 | 32 | 14 | 18 | 0 | 0 | 0 | 0 | 0 | 2 | 0 | 0 | 0 | 0 | 0 |
| 2012 | San Francisco | 16 | 3 | 51 | 27 | 24 | 2 | 16 | 0 | 0 | 0 | 0 | 0 | 0 | 0 | 0 | 0 |
| 2013 | Indianapolis | 10 | 10 | 23 | 19 | 4 | 2½ | 19½ | 0 | 0 | 0 | 0 | 2 | 0 | 0 | 0 | 0 |
| 2014 | Indianapolis | 16 | 13 | 31 | 23 | 8 | 3 | 15 | 0 | 0 | 0 | 0 | 4 | 0 | 1 | 0 | 0 |
| 2015 | Washington | 16 | 1 | 30 | 14 | 16 | 2 | 10 | 0 | 0 | 0 | 0 | 0 | 0 | 0 | 0 | 0 |
| 2016 | Washington | 16 | 6 | 46 | 18 | 28 | 1½ | 10 | 0 | 0 | 0 | 0 | 1 | 0 | 0 | 0 | 0 |
| NFL totals (eight years) | | 109 | 35 | 236 | 128 | 108 | 12 | 74½ | 0 | 0 | 0 | 0 | 9 | 1 | 1 | 0 | 0 |

| Year | Team | GP | GS | —Tackles— | | | | Interceptions | | | | | Fumbles | | | | |
|-------------------|---------------|-----------|----------|-----------|----------|----------|-----------|---------------|----------|----------|----------|----------|----------|----------|----------|----------|----------|
| | | | | Tot | Solo | Asst | Sk | Yds | No | Yds | Lg | TD | PD | FF | FR | Yds | |
| 2011 | San Francisco | 2 | 0 | 2 | 1 | 1 | 0 | 0 | 0 | 0 | 0 | 0 | 1 | 0 | 0 | 0 | 0 |
| 2012 | San Francisco | 3 | 0 | 5 | 3 | 2 | 0 | 0 | 0 | 0 | 0 | 0 | 0 | 0 | 0 | 0 | 0 |
| 2013 | Indianapolis | 2 | 2 | 5 | 3 | 2 | 1 | 2 | 0 | 0 | 0 | 0 | 0 | 0 | 0 | 0 | 0 |
| 2014 | Indianapolis | 3 | 0 | 4 | 1 | 3 | ½ | 2½ | 0 | 0 | 0 | 0 | 0 | 0 | 0 | 0 | 0 |
| 2015 | Washington | 1 | 0 | 1 | 1 | 0 | 0 | 0 | 0 | 0 | 0 | 0 | 0 | 0 | 0 | 0 | 0 |
| Postseason | | 11 | 2 | 17 | 9 | 8 | 1½ | 4½ | 0 | 0 | 0 | 0 | 1 | 0 | 0 | 0 | 0 |

Additional statistics: Career sacks — Carson Palmer (2), Sam Bradford, Tom Brady, Jason Campbell, Andy Dalton, Ryan Fitzpatrick, Brian Hoyer, Tom Savage, Tyrod Taylor, Carson Wentz, Peyton Manning (½), Dak Prescott (½).

NFL debut: at Philadelphia, 12/20/09
First NFL start: vs. Tampa Bay, 10/9/11
First sack: vs. Oakland, 10/17/10 (J.Campbell)

CAREER TRANSACTIONS

- 2009 Selected by San Francisco 49ers in seventh round (244th overall) of the '09 NFL Draft, April 26.
- 2013 Signed by Indianapolis Colts as unrestricted free agent, March 14.
- 2015 Released by Colts, Feb. 23...Signed by Washington Redskins as free agent, Feb. 27.
- 2017 Released by Redskins, March 15...Signed by Green Bay Packers as free agent, March 24.

JEAN FRANCOIS' SINGLE-GAME CAREER HIGHS

Tackles
 Total 10, at Sea. (12/23/12)
 Solo 6, at Sea. (12/23/12)

Sacks 2, at Ari. (11/24/13)

RICKY JEAN FRANCOIS GAME-BY-GAME

2009, SAN FRANCISCO

| Date | Opp | GP | GS | Tot | So | As | Sk | Yd | Int | Yd | Lg | TD | PD | FF | FR |
|-------------------|----------|----------|----------|----------|----------|----------|----------|----------|----------|----------|----------|----------|----------|----------|----------|
| 09/13 | at Ari-W | | | | | | | | | | | | | | |
| | | | | | | | | | | | | | | | |
| 09/20 | Sea-W | | | | | | | | | | | | | | |
| | | | | | | | | | | | | | | | |
| 09/27 | at Min-L | | | | | | | | | | | | | | |
| | | | | | | | | | | | | | | | |
| 10/04 | StL-W | | | | | | | | | | | | | | |
| | | | | | | | | | | | | | | | |
| 10/11 | AtI-L | | | | | | | | | | | | | | |
| | | | | | | | | | | | | | | | |
| 10/25 | at Hou-L | | | | | | | | | | | | | | |
| | | | | | | | | | | | | | | | |
| 11/01 | at Ind-L | | | | | | | | | | | | | | |
| | | | | | | | | | | | | | | | |
| 11/08 | Ten-L | | | | | | | | | | | | | | |
| | | | | | | | | | | | | | | | |
| 11/12 | Chi-W | | | | | | | | | | | | | | |
| | | | | | | | | | | | | | | | |
| 11/22 | at GB-L | | | | | | | | | | | | | | |
| | | | | | | | | | | | | | | | |
| 11/29 | Jax-W | | | | | | | | | | | | | | |
| | | | | | | | | | | | | | | | |
| 12/06 | at Sea-L | | | | | | | | | | | | | | |
| | | | | | | | | | | | | | | | |
| 12/14 | Ari-W | | | | | | | | | | | | | | |
| | | | | | | | | | | | | | | | |
| 12/20 | at Phi-L | 1 | 0 | 0 | 0 | 0 | 0 | 0 | 0 | 0 | 0 | 0 | 0 | 0 | 0 |
| | | | | | | | | | | | | | | | |
| 12/27 | Det-W | 1 | 0 | 0 | 0 | 0 | 0 | 0 | 0 | 0 | 0 | 0 | 0 | 0 | 0 |
| | | | | | | | | | | | | | | | |
| 01/03 | at StL-W | 1 | 0 | 0 | 0 | 0 | 0 | 0 | 0 | 0 | 0 | 0 | 0 | 0 | 0 |
| | | | | | | | | | | | | | | | |
| '09 TOTALS | | 3 | 0 | 0 | 0 | 0 | 0 | 0 | 0 | 0 | 0 | 0 | 0 | 0 | 0 |

| Date | Opp | GP | GS | Tot | So | As | Sk | Yd | Int | Yd | Lg | TD | PD | FF | FR |
|-------------------|----------|-----------|----------|-----------|-----------|-----------|----------|----------|----------|----------|----------|----------|----------|----------|----------|
| 11/14 | StL-W | 1 | 0 | 0 | 0 | 0 | 0 | 0 | 0 | 0 | 0 | 0 | 0 | 0 | 0 |
| | | | | | | | | | | | | | | | |
| 11/21 | TB-L | 1 | 0 | 0 | 0 | 0 | 0 | 0 | 0 | 0 | 0 | 0 | 0 | 0 | 0 |
| | | | | | | | | | | | | | | | |
| 11/29 | at Ari-W | 1 | 0 | 0 | 0 | 0 | 0 | 0 | 0 | 0 | 0 | 0 | 0 | 0 | 0 |
| | | | | | | | | | | | | | | | |
| 12/05 | at GB-L | 1 | 0 | 4 | 2 | 2 | 0 | 0 | 0 | 0 | 0 | 0 | 0 | 0 | 0 |
| | | | | | | | | | | | | | | | |
| 12/12 | Sea-W | 1 | 0 | 2 | 2 | 0 | 0 | 0 | 0 | 0 | 0 | 0 | 0 | 0 | 0 |
| | | | | | | | | | | | | | | | |
| 12/16 | at SD-L | 1 | 0 | 2 | 1 | 1 | 0 | 0 | 0 | 0 | 0 | 0 | 0 | 0 | 0 |
| | | | | | | | | | | | | | | | |
| 12/26 | at StL-L | 1 | 0 | 0 | 0 | 0 | 0 | 0 | 0 | 0 | 0 | 0 | 0 | 0 | 0 |
| | | | | | | | | | | | | | | | |
| 01/02 | Ari-W | 1 | 0 | 4 | 1 | 3 | 0 | 0 | 0 | 0 | 0 | 0 | 0 | 0 | 0 |
| | | | | | | | | | | | | | | | |
| '10 TOTALS | | 16 | 0 | 23 | 13 | 10 | 1 | 4 | 0 | 0 | 0 | 0 | 0 | 0 | 1 |

2010, SAN FRANCISCO

| Date | Opp | GP | GS | Tot | So | As | Sk | Yd | Int | Yd | Lg | TD | PD | FF | FR |
|-------|----------|----|----|-----|----|----|----|----|-----|----|----|----|----|----|----|
| 09/12 | at Sea-L | 1 | 0 | 1 | 0 | 1 | 0 | 0 | 0 | 0 | 0 | 0 | 0 | 0 | 0 |
| | | | | | | | | | | | | | | | |
| 09/20 | NO-L | 1 | 0 | 0 | 0 | 0 | 0 | 0 | 0 | 0 | 0 | 0 | 0 | 0 | 0 |
| | | | | | | | | | | | | | | | |
| 09/26 | at KC-L | 1 | 0 | 4 | 3 | 1 | 0 | 0 | 0 | 0 | 0 | 0 | 0 | 0 | 0 |
| | | | | | | | | | | | | | | | |
| 10/03 | at AtI-L | 1 | 0 | 1 | 0 | 1 | 0 | 0 | 0 | 0 | 0 | 0 | 0 | 0 | 0 |
| | | | | | | | | | | | | | | | |
| 10/10 | Phi-L | 1 | 0 | 0 | 0 | 0 | 0 | 0 | 0 | 0 | 0 | 0 | 0 | 0 | 0 |
| | | | | | | | | | | | | | | | |
| 10/17 | Oak-W | 1 | 0 | 3 | 2 | 1 | 1 | 4 | 0 | 0 | 0 | 0 | 0 | 1 | 0 |
| | | | | | | | | | | | | | | | |
| 10/24 | at Car-L | 1 | 0 | 2 | 1 | 1 | 0 | 0 | 0 | 0 | 0 | 0 | 0 | 0 | 0 |
| | | | | | | | | | | | | | | | |
| 10/31 | Den-W | 1 | 0 | 0 | 0 | 0 | 0 | 0 | 0 | 0 | 0 | 0 | 0 | 0 | 0 |
| | | | | | | | | | | | | | | | |

2011, SAN FRANCISCO

| Date | Opp | GP | GS | Tot | So | As | Sk | Yd | Int | Yd | Lg | TD | PD | FF | FR |
|-------|----------|----|----|-----|----|----|----|----|-----|----|----|----|----|----|----|
| 09/11 | Sea-W | 1 | 0 | 2 | 0 | 2 | 0 | 0 | 0 | 0 | 0 | 0 | 0 | 0 | 0 |
| | | | | | | | | | | | | | | | |
| 09/18 | Dal-L | 1 | 0 | 1 | 0 | 1 | 0 | 0 | 0 | 0 | 0 | 0 | 0 | 0 | 0 |
| | | | | | | | | | | | | | | | |
| 09/25 | at Cin-W | 1 | 0 | 0 | 0 | 0 | 0 | 0 | 0 | 0 | 0 | 0 | 0 | 0 | 0 |
| | | | | | | | | | | | | | | | |
| 10/02 | at Phi-W | 1 | 0 | 0 | 0 | 0 | 0 | 0 | 0 | 0 | 0 | 0 | 0 | 1 | 0 |
| | | | | | | | | | | | | | | | |
| 10/09 | TB-W | 1 | 1 | 6 | 4 | 2 | 0 | 0 | 0 | 0 | 0 | 0 | 0 | 0 | 0 |
| | | | | | | | | | | | | | | | |

RICKY JEAN FRANCOIS GAME-BY-GAME

2012, SAN FRANCISCO

| Date | Opp | GP | GS | Tot | So | As | Sk | Yd | Int | Yd Lg | TD | PD | FF | FR |
|-------------------|----------|-----------|----------|-----------|-----------|-----------|----------|-----------|----------|----------|----------|----------|----------|----------|
| 09/09 | at GB-W | 1 | 0 | 0 | 0 | 0 | 0 | 0 | 0 | 0 | 0 | 0 | 0 | 0 |
| 09/16 | Det-W | 1 | 0 | 0 | 0 | 0 | 0 | 0 | 0 | 0 | 0 | 0 | 0 | 0 |
| 09/23 | at Min-L | 1 | 0 | 7 | 4 | 3 | 0 | 0 | 0 | 0 | 0 | 0 | 0 | 0 |
| 09/30 | at NYJ-W | 1 | 1 | 4 | 2 | 2 | 0 | 0 | 0 | 0 | 0 | 0 | 0 | 0 |
| 10/07 | Buf-W | 1 | 0 | 2 | 1 | 1 | 0 | 0 | 0 | 0 | 0 | 0 | 0 | 0 |
| 10/14 | NYG-L | 1 | 0 | 2 | 1 | 1 | 0 | 0 | 0 | 0 | 0 | 0 | 0 | 0 |
| 10/18 | Sea-W | 1 | 0 | 1 | 0 | 1 | 0 | 0 | 0 | 0 | 0 | 0 | 0 | 0 |
| 10/29 | at Ari-W | 1 | 0 | 0 | 0 | 0 | 0 | 0 | 0 | 0 | 0 | 0 | 0 | 0 |
| 11/11 | StL-T | 1 | 0 | 1 | 0 | 1 | 0 | 0 | 0 | 0 | 0 | 0 | 0 | 0 |
| 11/19 | Chi-W | 1 | 0 | 5 | 2 | 3 | 0 | 0 | 0 | 0 | 0 | 0 | 0 | 0 |
| 11/25 | at NO-W | 1 | 0 | 3 | 2 | 1 | 0 | 0 | 0 | 0 | 0 | 0 | 0 | 0 |
| 12/02 | at StL-L | 1 | 0 | 2 | 1 | 1 | 0 | 0 | 0 | 0 | 0 | 0 | 0 | 0 |
| 12/09 | Mia-W | 1 | 0 | 3 | 1 | 2 | 0 | 0 | 0 | 0 | 0 | 0 | 0 | 0 |
| 12/16 | at NE-W | 1 | 0 | 4 | 3 | 1 | 1 | 7 | 0 | 0 | 0 | 0 | 0 | 0 |
| 12/23 | at Sea-L | 1 | 1 | 10 | 6 | 4 | 0 | 0 | 0 | 0 | 0 | 0 | 0 | 0 |
| 12/30 | Ari-W | 1 | 1 | 7 | 4 | 3 | 1 | 9 | 0 | 0 | 0 | 0 | 0 | 0 |
| '12 TOTALS | | 16 | 3 | 51 | 27 | 24 | 2 | 16 | 0 | 0 | 0 | 0 | 0 | 0 |
| 01/12 | GB-W | 1 | 0 | 1 | 1 | 0 | 0 | 0 | 0 | 0 | 0 | 0 | 0 | 0 |
| 01/20 | at Atl-W | 1 | 0 | 1 | 0 | 1 | 0 | 0 | 0 | 0 | 0 | 0 | 0 | 0 |
| 02/03 | Bal-L | 1 | 0 | 3 | 2 | 1 | 0 | 0 | 0 | 0 | 0 | 0 | 0 | 0 |
| PLAYOFFS | | 3 | 0 | 5 | 3 | 2 | 0 | 0 | 0 | 0 | 0 | 0 | 0 | 0 |

¹NFC Divisional Playoff; ²NFC Championship;
³Super Bowl XLVII, New Orleans

2013, INDIANAPOLIS

| Date | Opp | GP | GS | Tot | So | As | Sk | Yd | Int | Yd Lg | TD | PD | FF | FR |
|-------------------|----------|-----------|-----------|-----------|-----------|----------|-----------|--------------------|----------|----------|----------|----------|----------|----------|
| 09/08 | Oak-W | 1 | 1 | 4 | 4 | 0 | 0 | 0 | 0 | 0 | 0 | 0 | 0 | 0 |
| 09/15 | Mia-L | 1 | 1 | 2 | 1 | 1 | 0 | 0 | 0 | 0 | 0 | 1 | 0 | 0 |
| 09/22 | at SF-W | 1 | 1 | 0 | 0 | 0 | 0 | 0 | 0 | 0 | 0 | 0 | 0 | 0 |
| 09/29 | at Jax-W | | | | | | | (inactive — groin) | | | | | | |
| 10/06 | Sea-W | | | | | | | (inactive — groin) | | | | | | |
| 10/14 | at SD-L | 1 | 1 | 2 | 2 | 0 | 0 | 0 | 0 | 0 | 0 | 0 | 0 | 0 |
| 10/20 | Den-W | 1 | 1 | 3 | 1 | 2 | ½ | 3½ | 0 | 0 | 0 | 0 | 0 | 0 |
| 11/03 | at Hou-W | 1 | 1 | 2 | 2 | 0 | 0 | 0 | 0 | 0 | 0 | 0 | 0 | 0 |
| 11/10 | StL-L | 1 | 1 | 0 | 0 | 0 | 0 | 0 | 0 | 0 | 0 | 0 | 0 | 0 |
| 11/14 | at Ten-W | 1 | 1 | 2 | 0 | 0 | 0 | 0 | 0 | 0 | 0 | 0 | 0 | 0 |
| 11/24 | at Ari-L | 1 | 1 | 5 | 0 | 2 | 16 | 0 | 0 | 0 | 1 | 0 | 0 | 0 |
| 12/01 | Ten-W | 1 | 1 | 3 | 2 | 1 | 0 | 0 | 0 | 0 | 0 | 0 | 0 | 0 |
| 12/08 | at Cin-L | | | | | | | (inactive — foot) | | | | | | |
| 12/15 | Hou-W | | | | | | | (inactive — foot) | | | | | | |
| 12/22 | at KC-W | | | | | | | (inactive — foot) | | | | | | |
| 12/29 | Jax-W | | | | | | | (inactive — foot) | | | | | | |
| '13 TOTALS | | 10 | 10 | 23 | 19 | 4 | 2½ | 19½ | 0 | 0 | 0 | 2 | 0 | 0 |
| 01/04 | KC-W | 1 | 1 | 3 | 1 | 2 | 1 | 2 | 0 | 0 | 0 | 0 | 0 | 0 |
| 01/11 | at NE-L | 1 | 1 | 2 | 2 | 0 | 0 | 0 | 0 | 0 | 0 | 0 | 0 | 0 |
| PLAYOFFS | | 2 | 2 | 5 | 3 | 2 | 1 | 2 | 0 | 0 | 0 | 0 | 0 | 0 |

¹AFC Wild Card Playoff; ²AFC Divisional Playoff

2014, INDIANAPOLIS

| Date | Opp | GP | GS | Tot | So | As | Sk | Yd | Int | Yd Lg | TD | PD | FF | FR |
|-------------------|----------|-----------|-----------|-----------|-----------|----------|----------|-----------|----------|----------|----------|----------|----------|----------|
| 09/07 | at Den-L | 1 | 0 | 3 | 2 | 1 | 0 | 0 | 0 | 0 | 0 | 0 | 0 | 0 |
| 09/15 | Phi-L | 1 | 1 | 3 | 3 | 0 | 0 | 0 | 0 | 0 | 0 | 0 | 0 | 0 |
| 09/21 | at Jax-W | 1 | 1 | 0 | 0 | 0 | 0 | 0 | 0 | 0 | 0 | 0 | 0 | 0 |
| 09/28 | Ten-W | 1 | 1 | 1 | 1 | 0 | 0 | 0 | 0 | 0 | 0 | 0 | 0 | 1 |
| 10/05 | Bal-W | 1 | 1 | 2 | 2 | 0 | 0 | 0 | 0 | 0 | 0 | 0 | 0 | 0 |
| 10/09 | at Hou-W | 1 | 1 | 5 | 5 | 0 | 1 | 4 | 0 | 0 | 0 | 1 | 0 | 0 |
| 10/19 | Cin-W | 1 | 1 | 3 | 2 | 1 | 1 | 6 | 0 | 0 | 0 | 0 | 0 | 0 |
| 10/26 | at Pit-L | 1 | 1 | 2 | 2 | 0 | 0 | 0 | 0 | 0 | 0 | 0 | 0 | 0 |
| 11/03 | at NYG-W | 1 | 1 | 1 | 0 | 1 | 0 | 0 | 0 | 0 | 0 | 1 | 0 | 0 |
| 11/16 | NE-L | 1 | 1 | 1 | 0 | 1 | 0 | 0 | 0 | 0 | 0 | 0 | 0 | 0 |
| 11/23 | Jax-W | 1 | 1 | 1 | 0 | 1 | 0 | 0 | 0 | 0 | 0 | 1 | 0 | 0 |
| 11/30 | Was-W | 1 | 1 | 0 | 0 | 0 | 0 | 0 | 0 | 0 | 0 | 0 | 0 | 0 |
| 12/07 | at Cle-W | 1 | 1 | 1 | 0 | 1 | 0 | 0 | 0 | 0 | 0 | 0 | 0 | 0 |
| 12/14 | Hou-W | 1 | 1 | 2 | 1 | 1 | 1 | 5 | 0 | 0 | 0 | 0 | 0 | 0 |
| 12/21 | at Dal-L | 1 | 0 | 2 | 2 | 0 | 0 | 0 | 0 | 0 | 0 | 0 | 0 | 0 |
| 12/28 | at Ten-W | 1 | 0 | 4 | 3 | 1 | 0 | 0 | 0 | 0 | 0 | 1 | 0 | 0 |
| '14 TOTALS | | 16 | 13 | 31 | 23 | 8 | 3 | 15 | 0 | 0 | 0 | 4 | 0 | 1 |
| 01/04 | Cin-W | 1 | 0 | 1 | 0 | 1 | ½ | 2½ | 0 | 0 | 0 | 0 | 0 | 0 |
| 01/11 | at Den-W | 1 | 0 | 1 | 1 | 0 | 0 | 0 | 0 | 0 | 0 | 0 | 0 | 0 |
| 01/18 | at NE-L | 1 | 0 | 2 | 0 | 2 | 0 | 0 | 0 | 0 | 0 | 0 | 0 | 0 |
| PLAYOFFS | | 3 | 0 | 4 | 1 | 3 | ½ | 2½ | 0 | 0 | 0 | 0 | 0 | 0 |

¹AFC Wild Card Playoff; ²AFC Divisional Playoff;
³AFC Championship

2015, WASHINGTON

| Date | Opp | GP | GS | Tot | So | As | Sk | Yd | Int | Yd Lg | TD | PD | FF | FR |
|-------------------|----------|-----------|----------|-----------|-----------|-----------|----------|-----------|----------|----------|----------|----------|----------|----------|
| 09/13 | Mia-L | 1 | 0 | 0 | 0 | 0 | 0 | 0 | 0 | 0 | 0 | 0 | 0 | 0 |
| 09/20 | StL-W | 1 | 0 | 1 | 0 | 1 | 0 | 0 | 0 | 0 | 0 | 0 | 0 | 0 |
| 09/24 | at NYG-L | 1 | 0 | 3 | 0 | 3 | 0 | 0 | 0 | 0 | 0 | 0 | 0 | 0 |
| 10/04 | Phi-W | 1 | 0 | 1 | 0 | 1 | 0 | 0 | 0 | 0 | 0 | 0 | 0 | 0 |
| 10/11 | at Atl-L | 1 | 0 | 1 | 0 | 1 | 0 | 0 | 0 | 0 | 0 | 0 | 0 | 0 |
| 10/18 | at NYJ-L | 1 | 0 | 2 | 0 | 2 | 0 | 0 | 0 | 0 | 0 | 0 | 0 | 0 |
| 10/25 | TB-W | 1 | 0 | 2 | 0 | 2 | 0 | 0 | 0 | 0 | 0 | 0 | 0 | 0 |
| 11/08 | at NE-L | 1 | 0 | 4 | 3 | 1 | 0 | 0 | 0 | 0 | 0 | 0 | 0 | 0 |
| 11/15 | NO-W | 1 | 0 | 2 | 1 | 1 | 0 | 0 | 0 | 0 | 0 | 0 | 0 | 0 |
| 11/22 | at Car-L | 1 | 0 | 4 | 2 | 2 | 0 | 0 | 0 | 0 | 0 | 0 | 0 | 0 |
| 11/29 | NYG-W | 1 | 0 | 2 | 0 | 2 | 0 | 0 | 0 | 0 | 0 | 0 | 0 | 0 |
| 12/07 | Dal-L | 1 | 0 | 1 | 1 | 0 | 0 | 0 | 0 | 0 | 0 | 0 | 0 | 0 |
| 12/13 | at Chi-W | 1 | 0 | 0 | 0 | 0 | 0 | 0 | 0 | 0 | 0 | 0 | 0 | 0 |
| 12/20 | Buf-W | 1 | 0 | 2 | 1 | 1 | 1 | 3 | 0 | 0 | 0 | 0 | 0 | 0 |
| 12/26 | Phi-W | 1 | 0 | 5 | 2 | 1 | 7 | 0 | 0 | 0 | 0 | 0 | 0 | 0 |
| 01/03 | at Dal-W | 1 | 1 | 0 | 0 | 0 | 0 | 0 | 0 | 0 | 0 | 0 | 0 | 0 |
| '15 TOTALS | | 16 | 1 | 30 | 14 | 16 | 2 | 10 | 0 | 0 | 0 | 0 | 0 | 0 |
| 01/10 | GB-L | 1 | 0 | 1 | 1 | 0 | 0 | 0 | 0 | 0 | 0 | 0 | 0 | 0 |

¹NFC Wild Card Playoff

2016, WASHINGTON

| Date | Opp | GP | GS | Tot | So | As | Sk | Yd | Int | Yd Lg | TD | PD | FF | FR |
|-------------------|----------|-----------|----------|-----------|-----------|-----------|-----------|-----------|----------|----------|----------|----------|----------|----------|
| 09/12 | Pit-L | 1 | 0 | 0 | 0 | 0 | 0 | 0 | 0 | 0 | 0 | 0 | 0 | 0 |
| 09/18 | Dal-L | 1 | 0 | 6 | 2 | 4 | ½ | 1 | 0 | 0 | 0 | 0 | 0 | 0 |
| 09/25 | at NYG-W | 1 | 0 | 3 | 2 | 1 | 0 | 0 | 0 | 0 | 0 | 0 | 0 | 0 |
| 10/02 | Cle-W | 1 | 0 | 1 | 1 | 0 | 0 | 0 | 0 | 0 | 0 | 0 | 0 | 0 |
| 10/09 | at Bal-W | 1 | 1 | 0 | 0 | 0 | 0 | 0 | 0 | 0 | 0 | 0 | 0 | 0 |
| 10/16 | Phi-W | 1 | 0 | 3 | 3 | 0 | 1 | 9 | 0 | 0 | 0 | 0 | 0 | 0 |
| 10/23 | at Det-L | 1 | 0 | 0 | 0 | 0 | 0 | 0 | 0 | 0 | 0 | 0 | 0 | 0 |
| 10/30 | at Cin-T | 1 | 1 | 3 | 1 | 2 | 0 | 0 | 0 | 0 | 0 | 0 | 0 | 0 |
| 11/13 | Min-W | 1 | 1 | 6 | 1 | 5 | 0 | 0 | 0 | 0 | 0 | 0 | 0 | 0 |
| 11/20 | GB-W | 1 | 0 | 0 | 0 | 0 | 0 | 0 | 0 | 0 | 0 | 0 | 0 | 0 |
| 11/24 | at Dal-L | 1 | 0 | 6 | 1 | 5 | 0 | 0 | 0 | 0 | 0 | 0 | 0 | 0 |
| 12/04 | at Ari-L | 1 | 0 | 4 | 3 | 1 | 0 | 0 | 0 | 0 | 0 | 0 | 0 | 0 |
| 12/11 | at Phi-W | 1 | 1 | 2 | 0 | 2 | 0 | 0 | 0 | 0 | 0 | 0 | 0 | 0 |
| 12/19 | Car-L | 1 | 1 | 4 | 0 | 4 | 0 | 0 | 0 | 0 | 0 | 0 | 0 | 0 |
| 12/24 | at Chi-W | 1 | 1 | 0 | 1 | 0 | 1 | 0 | 0 | 0 | 0 | 0 | 0 | 0 |
| 01/01 | NYG-L | 1 | 0 | 7 | 4 | 3 | 0 | 0 | 0 | 0 | 0 | 1 | 0 | 0 |
| '16 TOTALS | | 16 | 6 | 46 | 18 | 28 | 1½ | 10 | 0 | 0 | 0 | 1 | 0 | 0 |

VETERANS

COMMUNITY

ADMIN. & COACHES

JEAN FRANCOIS

DRAFT & FREE AGENTS

2016 REVIEW

RECORDS & HISTORY

LAMBEAU FIELD

MISC.

LANCE KENDRICKS

TIGHT END | WISCONSIN

Seventh NFL Season | First Packers Season



Ht: 6-3 Wt: 250 | Born: January 30, 1988 | NFL Games Played/Started: 93/79 | Acquired: FA-17



PRO HIGHLIGHTS:

➤ Signed with the Packers as a free agent on March 11, 2017, after playing for the Los Angeles/St. Louis Rams for his first six seasons (2011-16) in the league.

➤ Posted 17 TD catches during his six seasons with the Rams, the second most by a TE in franchise history behind only Damone Johnson (18, 1986-92).

➤ Recorded two of the top nine receiving-yardage seasons by a Rams TE in franchise history with his 519 yards in 2012 (No. 7) and his 499 yards in 2016 (No. 9).

➤ Has played in 93 of a possible 96 games during his career, appearing in all 16 contests three times and in 15 games the other three seasons.

➤ With 93 games played since 2011, ranks tied for No. 5 over that time period among NFL tight ends.

➤ Started a career-high 16 games for the Rams in 2016 and posted a career-best 50 receptions for 499 yards (10.0 avg.) and two TDs, becoming just the fifth tight end in franchise history to register 50-plus catches in a season.

➤ Registered a career-high seven catches in back-to-back games last season (Weeks 7, 9), the first tight end in Rams history to record seven-plus receptions in consecutive games.

➤ Appeared in all 16 games with 14 starts in 2014 and caught 27 passes for 259 yards (9.6 avg.) and a career-best five TDs. His TD total was tied for the fourth most in a season by a tight end in team history.

➤ Caught a career-long 80-yard TD pass at Tampa Bay in 2012, the longest reception by a tight end in franchise history and the longest catch by an NFL tight end in '12.

➤ Posted four-plus TD catches each season from 2012-14, one of only seven tight ends in the league to do so over that span.

➤ Entered the league as a second-round pick (No. 47 overall) with the Rams, the second tight end selected in the 2011 NFL Draft.

➤ Became the first Wisconsin TE to be selected in the first two rounds of the draft since Pat Richter was picked in the first round (No. 7 overall) by the Washington Redskins in 1963.

2016 SEASON: Started all 16 games for the first time in his career and posted a career-high 50 receptions for 499 yards (10.0 avg.) and two TDs...Became just the fifth tight end in Rams history to register 50-plus catches in a season, with his reception total coming in at tied for No. 6 in club annals among TEs...**Vs. Seattle (Sept. 18):** Hauled in four passes for 61 yards (15.3 avg.), including a season-long 44-yard grab to the Seattle 4 to help set up a field goal...**Vs. N.Y. Giants (Oct. 23):** Posted a career-high seven receptions for 55 yards (7.9 avg.), with four of the catches going for first downs...**Vs. Carolina (Nov. 6):** Matched his career high with seven receptions in the second straight game, finishing with a season-best 90 yards receiving (12.9 avg.). Became the first TE in team history to post seven-plus catches in back-to-back games. Five of his receptions went for first downs, a career high...**At New Orleans (Nov. 27):** Registered four receptions

AT A GLANCE ...

■ Started a career-high 16 games for the Los Angeles Rams in 2016 and posted a career-best 50 receptions for 499 yards (10.0 avg.) and two TDs, becoming just the fifth tight end in franchise history to register 50-plus catches in a season.

■ Registered a career-high seven catches in back-to-back games last season (Weeks 7, 9), the first tight end in Rams history to record seven-plus receptions in consecutive games.

■ Posted 17 TD catches during his six seasons with the Rams, the second most by a TE in franchise history behind only Damone Johnson (18, 1986-92).

■ Has played in 93 of a possible 96 games during his career, appearing in all 16 contests three times and in 15 games each of the other three seasons.

■ Had two of the top nine receiving-yardage seasons by a Rams TE in franchise history with his 519 yards in 2012 (No. 7) and his 499 yards in 2016 (No. 9).

■ Played in 35 games with 20 starts in four seasons at the University of Wisconsin, posting 78 catches for 1,160 yards (14.9 avg.) and eight TDs.

■ A native of Milwaukee, Wis., he attended Rufus King High School in Milwaukee and earned all-state honors as a senior in 2005.

for 51 yards (12.8 avg.), including a 15-yard TD grab from QB Jared Goff in the second quarter.

2015: Played in 15 games with 12 starts and caught 25 passes for 245 yards (9.8 avg.)...**Vs. Seattle (Sept. 13):** Caught a 37-yard TD pass from QB Nick Foles with 53 seconds remaining in the game to send it to overtime, an eventual 34-31 season-opening win for the Rams...**At Baltimore (Nov. 22):** Posted two receptions for 43 yards (21.5 avg.), including a 30-yard TD grab from QB Case Keenum in the third quarter...**At San Francisco (Jan. 3):** Registered a season-best five receptions for 37 yards (7.4 avg.).

2014: Appeared in all 16 games with 14 starts and caught 27 passes for 259 yards (9.6 avg.) and a career-best five TDs...His TD total was tied for the fourth most in a season by a tight end in team history...**Vs. Dallas (Sept. 21):** Caught a season-high six passes for 29 yards (4.8 avg.) and a TD...**Vs. San Francisco (Oct. 13):** Hauled in a 22-yard TD pass from QB Austin Davis in the first quarter...**At Kansas City (Oct. 26):** Matched his career-long streak by recording a TD catch in his third straight game, posting a 1-yard TD grab to cap the Rams' opening drive...**Vs. N.Y. Giants (Dec. 21):** Posted two catches for 35 yards (17.5 avg.), including a 23-yard TD grab from QB Shaun Hill in the third quarter.

2013: Played in 15 games with 13 starts and caught 32 passes for 258 yards (8.1 avg.) and four TDs, with 16 of his catches going for first downs...**At Dallas (Sept. 22):** Posted a season-high five receptions for 36 yards (7.2 avg.)...**Vs. Jacksonville (Oct. 6):** Caught four passes for 37 yards (9.3 avg.), including a 16-yard TD catch...**At Houston (Oct. 13):** Caught a TD pass for the third straight game, the longest streak of his career, hauling in

a 2-yarder in the second quarter...**At Seattle (Dec. 29):** Matched his season high with five catches for a season-best 54 yards (10.8 avg.).

2012: Appeared in all 16 games with 14 starts and posted 42 catches for a career-high 519 yards (12.4 avg.) and four TDs...His receiving-yardage total ranks No. 7 in franchise history for the most in a season by a tight end...Of his 42 receptions, 25 picked up first downs (59.5 percent)...Matched his career high with three receptions of 25-plus yards on the season...Had three-plus catches in each of the final five games of the season...**Vs. Arizona (Oct. 4):** Registered his first career TD catch when he hauled in a 7-yard pass from QB Sam Bradford in the first quarter...**At Arizona (Nov. 25):** Posted a 37-yard TD grab from Bradford in the second quarter, tied for the second-longest TD reception of his career...**At Tampa Bay (Dec. 23):** Recorded his first career 100-yard game, finishing with a career-best 119 yards on four receptions (29.8 avg.). Caught a career-long 80-yard TD pass from Bradford down the middle of the field in the third quarter, the longest reception by a tight end in franchise history and the longest catch by an NFL tight end in 2012.

2011: Played in 15 games with 10 starts as a rookie, finishing with 28 receptions for 352 yards (12.6 avg.)...Led all NFL rookie tight ends in both receptions and receiving yards...His reception total was the second most by a Rams rookie TE, trailing only Jim Price's 35-catch season in 1991...Posted three receptions of 25-plus yards, a career high...**Vs. Philadelphia (Sept. 11):** Started in his NFL debut and posted an 18-yard catch...**Vs. Washington (Oct. 2):** Registered a season-high four catches for 33 yards (8.3 avg.), with three of the receptions picking up first downs...**At Green Bay (Oct. 16):** Matched his season best with four grabs for a season-high 71 yards (17.8 avg.), highlighted by a season-long 45-yard reception...**2011 Draft:** Selected by the Rams in the second round (No. 47 overall). Was the second tight end picked in the draft and the first Wisconsin TE to be selected in the first two rounds since Richter was picked in the first round (No. 7 overall) by the Washington Redskins in 1963.

COLLEGE: Played in 35 games with 20 starts in four seasons at Wisconsin, posting 78 catches for 1,160 yards (14.9 avg.) and eight TDs...Added 92 rushing yards on nine carries (10.2 avg.)...Earned his degree in economics...**Senior season (2010):** Played in all 13 games with 11 starts and led the team in receptions (43), receiving yards (663) and receiving TDs (five), all career highs...Earned first-team All-America honors from *Sports Illustrated* and *Sporting News* and second-team recognition from *The Associated Press*...Was a finalist for the John Mackey Award and was a consensus first-team All-Big Ten selection...Became the first Badger to receive the Mackey Award National Tight End Player of the Week honors in consecutive games (vs. Ari-

zona State and Austin Peay)...Registered a career-high 131 yards receiving and a TD on seven catches (18.7 avg.) vs. Arizona State (Sept. 18)...Followed that up with six grabs for 103 yards (17.2 avg.) and a TD vs. Austin Peay (Sept. 25)...Posted a team-high four receptions for 74 yards (18.5 avg.) at Michigan (Nov. 20)...Caught four passes for 80 yards (20.0 avg.) and a TD vs. Northwestern (Nov. 27)...**Junior season (2009):** Played in 13 games with nine starts, finishing fourth on the team with 29 receptions for 356 yards (12.3 avg.) and three TDs...Also rushed for 102 yards on seven carries (14.6 avg.)...Was named the team's Offensive Player of the Week after catching six passes for 70 yards (11.7 avg.) and a TD vs. Wofford (Sept. 19)...Earned the honor again vs. Purdue (Oct. 31) after he posted a career-high 91 rushing yards on four carries (22.8 avg.), highlighted by a 54-yarder, and two catches for 21 yards (10.5 avg.)...Registered season highs for receptions (seven) and receiving yards (128, 18.3 avg.) vs. Miami in the Champs Sports Bowl (Dec. 29), with his catch total ranking No. 2 in bowl games at the time on the school's all-time list...He also became just the third player to record a 100-yard receiving effort in a bowl game...**Sophomore season (2008):** Appeared in eight games and caught six passes for 141 yards (23.5 avg.)...Five of his catches went for first downs, including two inside the red zone...Posted three receptions for 94 yards (31.3 avg.) vs. Marshall (Sept. 6)...**Redshirt freshman season (2007):** Played in one game, seeing time on kickoff coverage vs. Northern Illinois (Oct. 20)...Moved from WR to TE in spring drills after the season.

PERSONAL: Given name Lance Ronnie Kendricks...Born in Milwaukee, Wis. ...Married to Danielle; the couple has a daughter...His cousin, CB Ryan McNeil, was drafted in the second round by the Detroit Lions in 1993 and went on to play 11 seasons (1993-2003) in the NFL...**High school:** Was an all-state selection and a two-time all-city pick at Rufus King (Milwaukee, Wis.) High School...Registered 102 receptions for 1,905 yards (18.7 avg.) during his career, including 42 catches for 640 yards (15.2 avg.) and 10 TDs as a senior in 2005...Was rated the No. 2 overall prospect in the state of Wisconsin by Rivals.com and the nation's No. 12 receiver by Scout.com as a senior...Earned All-America recognition from *SuperPrep*...Was named the Generals' MVP as a junior and senior and was team captain as a senior...As a junior, caught 35 passes for 735 yards (21.0 avg.) and 12 TDs, also adding six interceptions as a defensive back...Lettered four times in track, capturing the AAU championship in the triple jump in each of his four seasons...Finished second in the event at the 2005 state championship after placing third the previous year...Also played basketball one season...**Community involvement:** Participated in various community events during his time with the Rams, including Jeff Fisher's Celebrity Softball Game and the All-Community Team ticket program...Residence: Los Angeles, Calif.

RIDING BIKES TO PRACTICE

One of the most heartwarming and enduring of the Packers' many great traditions is the bike-riding one during training camp. Since at least the Vince Lombardi era, more than a half-century ago, players have been riding kids' bikes from the locker room at what is now Lambeau Field to the Packers' nearby practice field(s).

So far the earliest evidence of the tradition was a photo furnished (on right) by Keegan Wright showing Jim Temp (82) and Dan Currie (58) walking to practice while Lamar McHan (16) rides a kid's bike.

The tradition continues today as kids line up outside the stadium hoping to give a player a lift, and then again outside the practice field following practice. It's a tradition that not only has brought immediate joy to kids and players alike, but also led to lasting friendships.



LANCE KENDRICKS' PRO STATISTICS

| Year | Team | GP | GS | RECEIVING | | | |
|-------------------------------|-------------|-----------|-----------|------------|--------------|-------------|---------------|
| | | | | No | Yds | Avg | Lg TD |
| 2011 | St. Louis | 15 | 10 | 28 | 352 | 12.6 | 45 0 |
| 2012 | St. Louis | 16 | 14 | 42 | 519 | 12.4 | 80t 4 |
| 2013 | St. Louis | 15 | 13 | 32 | 258 | 8.1 | 21 4 |
| 2014 | St. Louis | 16 | 14 | 27 | 259 | 9.6 | 23t 5 |
| 2015 | St. Louis | 15 | 12 | 25 | 245 | 9.8 | 37t 2 |
| 2016 | Los Angeles | 16 | 16 | 50 | 499 | 10.0 | 44 2 |
| NFL totals (six years) | | 93 | 79 | 204 | 2,132 | 10.5 | 80t 17 |

| KENDRICKS' SINGLE-GAME CAREER HIGHS | |
|-------------------------------------|--|
| Receiving | |
| Receptions | 7, vs. NYG (10/23/16) and vs. Car. (11/6/16) |
| Yards | 119, at TB (12/23/12) |
| Long | 80t, at TB (12/23/12) |
| Touchdowns | 1, 17 times (last: at NO, 11/27/16) |

Additional statistics: One carry for -8 yards in 2011.

Miscellaneous fumble recoveries — 1 in 2012. Fumbles-Lost — 1-1 in 2011, 1-0 in 2012, 1-1 in 2016; NFL total: 3-2.

NFL debut/first start: vs. Philadelphia, 9/11/11

First NFL reception: vs. Philadelphia, 9/11/11 (18 yards, S.Bradford)

First touchdown: vs. Arizona, 10/4/12 (7 yards, S.Bradford)

CAREER TRANSACTIONS

- 2011 Selected by St. Louis Rams in the second round (47th overall) of '11 NFL Draft, April 29...Signed first contract, July 29.
- 2015 Re-signed by Rams as unrestricted free agent, March 12.
- 2017 Released by Los Angeles Rams, March 9.
- 2017 Signed by Green Bay Packers as free agent, March 11.

LANCE KENDRICKS GAME-BY-GAME

2011, ST. LOUIS

| Date | Opp | GP | GS | No | Yds | Avg | Lg | TD | |
|-------------------|----------|-------------------|-----------|-----------|------------|-------------|-----------|----------|--|
| 09/11 | Phi-L | 1 | 1 | 1 | 18 | 18.0 | 18 | 0 | |
| 09/19 | at NYG-L | 1 | 1 | 1 | 26 | 26.0 | 26 | 0 | |
| 09/25 | Bal-L | 1 | 1 | 2 | 25 | 12.5 | 13 | 0 | |
| 10/02 | Was-L | 1 | 1 | 4 | 33 | 8.3 | 11 | 0 | |
| 10/16 | at GB-L | 1 | 0 | 4 | 71 | 17.8 | 45 | 0 | |
| 10/23 | at Dal-L | 1 | 0 | 0 | 0 | -- | -- | 0 | |
| 10/30 | NO-W | 1 | 0 | 1 | 2 | 2.0 | 2 | 0 | |
| 11/06 | at Ari-L | 1 | 1 | 1 | 7 | 7.0 | 7 | 0 | |
| 11/13 | at Cle-W | (inactive — foot) | | | | | | | |
| 11/20 | Sea-L | 1 | 0 | 2 | 21 | 10.5 | 13 | 0 | |
| 11/27 | Ari-L | 1 | 1 | 3 | 37 | 12.3 | 24 | 0 | |
| 12/04 | at SF-L | 1 | 1 | 0 | 0 | -- | -- | 0 | |
| 12/12 | at Sea-L | 1 | 1 | 1 | 26 | 26.0 | 26 | 0 | |
| 12/18 | Cin-L | 1 | 1 | 3 | 19 | 6.3 | 9 | 0 | |
| 12/24 | at Pit-L | 1 | 1 | 2 | 13 | 6.5 | 7 | 0 | |
| 01/01 | SF-L | 1 | 0 | 3 | 54 | 18.0 | 22 | 0 | |
| '11 TOTALS | | 15 | 10 | 28 | 352 | 12.6 | 45 | 0 | |

2013, ST. LOUIS

| Date | Opp | GP | GS | No | Yds | Avg | Lg | TD | |
|-------------------|----------|-------------------|-----------|-----------|------------|------------|-----------|----------|--|
| 09/08 | Ari-W | 1 | 1 | 3 | 25 | 8.3 | 10 | 0 | |
| 09/15 | at Atl-L | 1 | 0 | 2 | 23 | 11.5 | 17 | 0 | |
| 09/22 | at Dal-L | 1 | 1 | 5 | 36 | 7.2 | 18 | 0 | |
| 09/26 | SF-L | 1 | 1 | 1 | 6 | 6.0 | 6t | 1 | |
| 10/06 | Jax-W | 1 | 1 | 4 | 37 | 9.3 | 16t | 1 | |
| 10/13 | at Hou-W | 1 | 1 | 1 | 2 | 2.0 | 2t | 1 | |
| 10/20 | at Car-L | 1 | 1 | 2 | 7 | 3.5 | 4 | 0 | |
| 10/28 | Sea-L | 1 | 1 | 2 | 23 | 11.5 | 18 | 0 | |
| 11/03 | Ten-L | 1 | 0 | 3 | 13 | 4.3 | 11 | 0 | |
| 11/10 | at Ind-W | (inactive — hand) | | | | | | | |
| 11/24 | Chi-W | 1 | 1 | 0 | 0 | -- | -- | 0 | |
| 12/01 | at SF-L | 1 | 1 | 0 | 0 | -- | -- | 0 | |
| 12/08 | at Ari-L | 1 | 1 | 1 | 15 | 15.0 | 15 | 0 | |
| 12/15 | NO-W | 1 | 1 | 2 | 13 | 6.5 | 9 | 1 | |
| 12/22 | TB-W | 1 | 1 | 4 | 4 | 1.0 | 1t | 1 | |
| 12/29 | at Sea-L | 1 | 1 | 5 | 54 | 10.8 | 21 | 0 | |
| '13 TOTALS | | 15 | 13 | 32 | 258 | 8.1 | 21 | 4 | |

2015, ST. LOUIS

| Date | Opp | GP | GS | No | Yds | Avg | Lg | TD | |
|-------------------|----------|-------------------|-----------|-----------|------------|------------|------------|----------|--|
| 09/13 | Sea-W | 1 | 1 | 2 | 42 | 21.0 | 37t | 0 | |
| 09/20 | at Was-L | 1 | 1 | 1 | 15 | 15.0 | 15 | 0 | |
| 09/27 | Pit-L | 1 | 1 | 2 | 12 | 6.0 | 7 | 0 | |
| 10/04 | at Ari-W | 1 | 0 | 0 | 0 | -- | -- | 0 | |
| 10/11 | at GB-L | 1 | 1 | 2 | 16 | 8.0 | 12 | 0 | |
| 10/25 | Cle-W | (inactive — hand) | | | | | | | |
| 11/01 | SF-W | 1 | 0 | 2 | 7 | 3.5 | 4 | 0 | |
| 11/08 | at Min-L | 1 | 1 | 2 | 25 | 12.5 | 20 | 0 | |
| 11/15 | Chi-L | 1 | 1 | 1 | 4 | 4.0 | 4 | 0 | |
| 11/22 | at Bal-L | 1 | 1 | 2 | 43 | 21.5 | 30t | 1 | |
| 11/29 | at Cin-L | 1 | 1 | 3 | 17 | 5.7 | 11 | 0 | |
| 12/06 | Ari-L | 1 | 1 | 0 | 0 | -- | -- | 0 | |
| 12/13 | Det-W | 1 | 0 | 0 | 0 | -- | -- | 0 | |
| 12/17 | TB-W | 1 | 1 | 3 | 27 | 9.0 | 11 | 0 | |
| 12/27 | at Sea-W | 1 | 1 | 0 | 0 | -- | -- | 0 | |
| 01/03 | at SF-L | 1 | 1 | 5 | 37 | 7.4 | 12 | 0 | |
| '15 TOTALS | | 15 | 12 | 25 | 245 | 9.8 | 37t | 2 | |

2012, ST. LOUIS

| Date | Opp | GP | GS | No | Yds | Avg | Lg | TD |
|-------------------|----------|-----------|-----------|-----------|------------|-------------|------------|----------|
| 09/09 | at Det-L | 1 | 1 | 2 | 16 | 8.0 | 8 | 0 |
| 09/16 | Was-W | 1 | 0 | 2 | 25 | 12.5 | 14 | 0 |
| 09/23 | at Chi-L | 1 | 0 | 3 | 18 | 6.0 | 8 | 0 |
| 09/30 | Sea-W | 1 | 1 | 2 | 22 | 11.0 | 26 | 0 |
| 10/04 | Ari-W | 1 | 1 | 1 | 7 | 7.0 | 7t | 1 |
| 10/14 | at Mia-L | 1 | 1 | 4 | 40 | 10.0 | 23 | 0 |
| 10/21 | GB-L | 1 | 1 | 2 | 5 | 2.5 | 5 | 0 |
| 10/28 | NE-L | 1 | 1 | 4 | 32 | 8.0 | 11 | 0 |
| 11/11 | at SF-T | 1 | 1 | 3 | 48 | 16.0 | 19 | 0 |
| 11/18 | NYJ-L | 1 | 1 | 2 | 14 | 7.0 | 7 | 0 |
| 11/25 | at Ari-W | 1 | 1 | 37 | 37.0 | 37t | 1 | 1 |
| 12/02 | SF-W | 1 | 1 | 3 | 32 | 10.7 | 20 | 0 |
| 12/09 | at Buf-W | 1 | 1 | 3 | 36 | 12.0 | 22 | 0 |
| 12/16 | Min-L | 1 | 1 | 3 | 35 | 11.7 | 16 | 1 |
| 12/23 | at TB-W | 1 | 1 | 4 | 119 | 29.8 | 80t | 1 |
| 12/30 | at Sea-L | 1 | 1 | 3 | 33 | 11.0 | 15 | 0 |
| '12 TOTALS | | 16 | 14 | 42 | 519 | 12.4 | 80t | 4 |

2014, ST. LOUIS

| Date | Opp | GP | GS | No | Yds | Avg | Lg | TD |
|-------------------|----------|-----------|-----------|-----------|------------|------------|------------|----------|
| 09/07 | Min-L | 1 | 1 | 2 | 12 | 6.0 | 9 | 0 |
| 09/14 | at TB-W | 1 | 1 | 3 | 25 | 8.3 | 13 | 0 |
| 09/21 | Dal-L | 1 | 1 | 6 | 29 | 4.8 | 10 | 1 |
| 10/05 | at Phi-L | 1 | 1 | 1 | 22 | 22.0 | 22 | 0 |
| 10/13 | SF-L | 1 | 0 | 1 | 22 | 22.0 | 22t | 1 |
| 10/19 | Sea-W | 1 | 1 | 2 | 17 | 8.5 | 13 | 1 |
| 10/26 | at KC-L | 1 | 1 | 1 | 1 | 1.0 | 1t | 1 |
| 11/02 | at SF-W | 1 | 1 | 1 | 7 | 7.0 | 7 | 0 |
| 11/09 | at Ari-L | 1 | 0 | 2 | 30 | 15.0 | 18 | 0 |
| 11/16 | Den-W | 1 | 1 | 2 | 5 | 2.5 | 8 | 0 |
| 11/23 | at SD-L | 1 | 1 | 1 | 16 | 16.0 | 16 | 0 |
| 11/30 | Oak-W | 1 | 1 | 0 | 0 | -- | -- | 0 |
| 12/07 | at Was-W | 1 | 1 | 1 | 11 | 11.0 | 11 | 0 |
| 12/11 | Ari-L | 1 | 1 | 1 | 10 | 10.0 | 10 | 0 |
| 12/21 | NYG-L | 1 | 1 | 2 | 35 | 17.5 | 23t | 1 |
| 12/28 | at Sea-L | 1 | 1 | 1 | 17 | 17.0 | 17 | 0 |
| '14 TOTALS | | 16 | 14 | 27 | 259 | 9.6 | 23t | 5 |

2016, LOS ANGELES

| Date | Opp | GP | GS | No | Yds | Avg | Lg | TD |
|-------------------|----------|-----------|-----------|-----------|------------|-------------|-----------|----------|
| 09/12 | at SF-L | 1 | 1 | 2 | 15 | 7.5 | 9 | 0 |
| 09/18 | Sea-W | 1 | 1 | 4 | 61 | 15.3 | 44 | 0 |
| 09/25 | at TB-W | 1 | 1 | 0 | 0 | -- | -- | 0 |
| 10/02 | at Ari-W | 1 | 1 | 5 | 52 | 10.4 | 23 | 0 |
| 10/09 | Buf-L | 1 | 1 | 2 | 24 | 12.0 | 21 | 0 |
| 10/16 | at Det-L | 1 | 1 | 5 | 34 | 6.8 | 15t | 1 |
| 10/23 | NYG-L | 1 | 1 | 7 | 55 | 7.9 | 11 | 0 |
| 11/06 | Car-L | 1 | 1 | 7 | 90 | 12.9 | 25 | 0 |
| 11/13 | at NYJ-W | 1 | 1 | 0 | 0 | 0.0 | 0 | 0 |
| 11/20 | Mia-L | 1 | 1 | 4 | 38 | 9.5 | 20 | 0 |
| 11/27 | at NO-L | 1 | 1 | 4 | 51 | 12.8 | 24 | 1 |
| 12/04 | at NE-L | 1 | 1 | 2 | 13 | 6.5 | 11 | 0 |
| 12/11 | Atl-L | 1 | 1 | 1 | 13 | 13.0 | 13 | 0 |
| 12/15 | at Sea-L | 1 | 1 | 1 | 5 | 5.0 | 5 | 0 |
| 12/24 | SF-L | 1 | 1 | 3 | 36 | 12.0 | 24 | 0 |
| 01/01 | Ari-L | 1 | 1 | 2 | 12 | 6.0 | 9 | 0 |
| '16 TOTALS | | 16 | 16 | 50 | 499 | 10.0 | 44 | 2 |

JOE KERRIDGE

FULLBACK | MICHIGAN

Second NFL Season | Second Packers Season



Ht: 6-0 Wt: 245 | Born: September 17, 1992 | NFL Games Played/Started: 8/0 | Acquired: FA-16

PRO HIGHLIGHTS:

➤ Played in eight games for the Packers as a rookie last season and registered two tackles on special teams. Also appeared in one postseason contest.

➤ Spent his first five games with Green Bay on the team's practice squad (Weeks 5-9) before being signed to the 53-man roster on Nov. 7.

➤ Entered the NFL as an undrafted free agent with the Washington Redskins in May 2016 and was with the club during the preseason. Also had a brief stint on the Redskins' practice squad early in the regular season.

2016 SEASON: Played in eight games as a rookie, seeing time primarily on special teams, where he recorded two tackles...Also played in one postseason game...Was signed to the active roster from the practice squad on Nov. 5...Spent five games on Green Bay's practice squad (Week 5-9)...Was with the Washington Redskins during the pre-season and also had a brief stint on the team's practice squad early in the season...**At Tennessee (Nov. 13):** Made his NFL debut, playing nine snaps on special teams...**At Washington (Nov. 20):** Posted his first career special teams tackle...**At Philadelphia (Nov. 28):** Registered a tackle on special teams and also saw his first offensive action as a pro, seeing three snaps of action...**2016 Draft:** Signed by the Redskins as an undrafted free agent on May 5.

COLLEGE: Was a four-year letterwinner for the Wolverines, appearing in 48 games with 14 starts...Rushed for 121 yards on 18 carries (6.7 avg.) and caught 15 passes for 123 yards (8.2 avg.)...Was a four-time Academic All-Big Ten selection...Earned his degree in sport business...**Senior season (2015):** Played in 11 games with four starts, recording career highs in rushing attempts (14), rushing yards (62) and rushing TDs (one)...Also caught five passes for 33 yards (6.6 avg.)...Posted a career-high three catches for 24 yards (8.0 avg.) along with two carries for 8 yards (4.0 avg.) vs. UNLV (Sept. 19)...Rushed for 35 yards on two attempts (17.5 avg.), highlighted by a 34-yard gain, vs. Northwestern (Oct. 10)...**Junior season (2014):** Appeared in all 12 contests and started three games...Posted 56 rushing yards on three carries (18.7 avg.) and a career-high six catches for 53 yards (8.8 avg.)...Had a career-long 17-yard catch vs. Indiana (Nov. 1)...Recorded a career-long 52-yard run vs. Maryland (Nov. 22)...Made at least one reception in each of the final four games of the

AT A GLANCE ...

- Played in eight games for the Packers as a rookie last season and registered two tackles on special teams. Also appeared in one postseason contest.
- Spent his first five games with Green Bay on the team's practice squad (Weeks 5-9) before being signed to the 53-man roster on Nov. 7.
- Entered the NFL as an undrafted free agent with the Washington Redskins in May 2016 and was with the club during the preseason. Also had a brief stint on the Redskins' practice squad early in the season.
- Was a four-year letterwinner at Michigan, appearing in 48 games with 14 starts for the Wolverines during his career.
- Earned Academic All-Big Ten recognition four years at Michigan (2012-15).

season, including two catches for 18 yards (9.0 avg.) in the season finale at Ohio State (Nov. 29)...**Sophomore season (2013):** Played in all 13 games with a career-high seven starts...Had one carry for 3 yards and five catches for 25 yards (5.0 avg.)...Made two receptions for 10 yards vs. Ohio State (Oct. 30)...**Redshirt freshman season (2012):** Appeared in 11 games as a reserve...Posted the first reception of his career when he hauled in a 12-yard pass at Nebraska (Oct. 27).

PERSONAL: Given name Joseph John Kerridge...Last name is pronounced KAIR-idge...Born in Traverse City, Mich. ...Single...**High school:** Was a three-year letterwinner at St. Francis High School in Traverse City, Mich. ...Rushed for 2,153 yards and 34 TDs during his career...Was a team captain as a senior in 2010, but saw limited action due to injury...Earned all-state honorable mention from *The Associated Press* at running back and punter in 2009, a season that saw his team win the Division VII state title...Was part of a team that won a state championship in 2008 as he earned all-state recognition at punter from AP and the *Detroit Free Press*...Also played linebacker, earning honorable mention from the *Detroit News* as a junior...Played basketball and club lacrosse for three seasons...**Community involvement:** Visited Mott Children's Hospital when he was in college...Residence: Traverse City, Mich.

PACKERS SPRING MINICAMP HISTORY

Dan Devine coached collegiately for 16 years before Green Bay hired him in 1971. Shortly after his arrival, he implemented a college tradition: spring practice. That April, Devine took his new players to the University of Texas at Arlington and the Packers' first minicamp, where he got his first look at No. 1 draft choice John Brockington. In 1977, the Packers' revolutionary indoor facility allowed spring practice in Green Bay. However, the team migrated to Arizona in '94, so the Don Hutson Center could be finished.

1971 University of Texas at Arlington
1972-76 Saguaro High School, Phoenix
1977-93 Indoor Practice Facility, Green Bay

1994 Scottsdale (Ariz.) Community College
1995-present Don Hutson Center, Green Bay

JOE KERRIDGE'S PRO STATISTICS

| Year | Team | RUSHING | | | | | | | | RECEIVING | | | | |
|------|-----------|---------|----|-----|-----|-----|----|----|----|-----------|-----|----|----|--|
| | | GP | GS | Att | Yds | Avg | Lg | TD | No | Yds | Avg | Lg | TD | |
| 2016 | Green Bay | 8 | 0 | 1 | 0 | 0.0 | 0 | 0 | 0 | 0 | -- | -- | 0 | |

| Year | Team | RUSHING | | | | | | | | RECEIVING | | | | |
|------|-----------|---------|----|-----|-----|-----|----|----|----|-----------|-----|----|----|--|
| | | GP | GS | Att | Yds | Avg | Lg | TD | No | Yds | Avg | Lg | TD | |
| 2016 | Green Bay | 1 | 0 | 0 | 0 | -- | -- | 0 | 0 | 0 | -- | -- | 0 | |

Additional statistics: Special teams tackles — 2 in 2016.

NFL debut: at Tennessee, 11/13/16

CAREER TRANSACTIONS

- 2016 Signed by Washington Redskins as undrafted free agent, May 5...Waived by Redskins, Sept. 3...Signed by Redskins to practice squad, Sept. 4...Waived by Redskins from practice squad, Sept. 5...Signed by Green Bay Packers to practice squad, Oct. 3...Signed from practice squad to active roster, Nov. 7.
- 2017 Re-signed by Packers as exclusive-rights free agent, March 15.

JOE KERRIDGE GAME-BY-GAME

2016, GREEN BAY

| Date | Opponent | GP/GS | —RUSHING— | | | | | | —RECEIVING— | | | | | Total Offense |
|-------------------|----------|------------|------------------|----------|------------|-----------|----------|----------|-------------|-----------|-----------|-----------|----------|------------------|
| | | | No | Yds | Avg | Lg | TD | No | Yds | Avg | Lg | TD | | |
| 09/11 | at Jax-W | | (not with team) | | | | | | | | | | | |
| 09/18 | at Min-L | | (not with team) | | | | | | | | | | | |
| 09/25 | Det-W | | (not with team) | | | | | | | | | | | |
| 10/09 | NYG-W | | (practice squad) | | | | | | | | | | | |
| 10/16 | Dal-L | | (practice squad) | | | | | | | | | | | |
| 10/20 | Chi-W | | (practice squad) | | | | | | | | | | | |
| 10/30 | at Atl-L | | (practice squad) | | | | | | | | | | | |
| 11/06 | Ind-L | | (practice squad) | | | | | | | | | | | |
| 11/13 | at Ten-L | 1/0 | 0 | 0 | -- | -- | 0 | 0 | 0 | -- | -- | 0 | 0 | |
| 11/20 | at Was-L | 1/0 | 0 | 0 | -- | -- | 0 | 0 | 0 | -- | -- | 0 | 0 | |
| 11/28 | at Phi-W | 1/0 | 0 | 0 | -- | -- | 0 | 0 | 0 | -- | -- | 0 | 0 | |
| 12/04 | Hou-W | 1/0 | 0 | 0 | -- | -- | 0 | 0 | 0 | -- | -- | 0 | 0 | |
| 12/11 | Sea-W | 1/0 | 0 | 0 | -- | -- | 0 | 0 | 0 | -- | -- | 0 | 0 | |
| 12/18 | at Chi-W | 1/0 | 0 | 0 | -- | -- | 0 | 0 | 0 | -- | -- | 0 | 0 | |
| 12/24 | Min-W | 1/0 | 0 | 0 | -- | -- | 0 | 0 | 0 | -- | -- | 0 | 0 | |
| 01/01 | at Det-W | 1/0 | 1 | 0 | 0.0 | 0 | 0 | 0 | 0 | -- | -- | 0 | 0 | |
| '16 TOTALS | | 8/0 | 1 | 0 | 0.0 | 0 | 0 | 0 | 0 | 0 | -- | -- | 0 | 0 |
| 01/08 | NYG-W | 1/0 | 0 | 0 | -- | -- | 0 | 0 | 0 | -- | -- | 0 | 0 | |
| 01/15 | at Dal-W | | (did not play) | | | | | | | | | | | |
| 01/22 | at Atl-L | | (inactive) | | | | | | | | | | | |
| PLAYOFFS | | 1/0 | 0 | 0 | -- | -- | 0 | 0 | 0 | -- | -- | 0 | 0 | |

*NFC Wild Card Playoff; †NFC Divisional Playoff; ‡NFC Championship

NFL BROADCASTING POLICIES

GLOSSARY OF TERMS

- **Franchised Market** – Television market (ADI or DMA) that has an NFL franchise (i.e., Buffalo, N.Y., or Phoenix, Ariz.).
- **Secondary Blackout Market** – Television market in the home territory (with station[s] having signal penetration to within 75 miles of the game site) of an NFL franchise that is subject to blackout restrictions.
- **Early Game** – Game with kickoff at 12:02 p.m. CT.
- **Late Game** – Game with kickoff at 3:05 or 3:25 p.m. CT.

BLACKOUT POLICY (Suspended during the 2017 season)

To ensure an NFL club's ability to sell all of its game tickets, and to make televised games more attractive to viewers through the presence of sellout crowds, the following policy is observed by the NFL:

For a home game to be aired locally in the franchised market and in any secondary blackout market(s), the game must be sold out 72 hours in advance of kickoff. If the game is not a sellout by the 72-hour cutoff, both the home franchised market and the secondary markets of the carrying network will air an alternate game.

NUMBER OF GAMES IN A MARKET

With regard to the number of NFL games seen in a particular market on a Sunday afternoon, there are three situations.

- **An NFL franchised market (i.e., New York, Chicago, Dallas, etc.)** – On a week when the NFL team (or teams) in a market is on the ROAD Sunday, Monday or Thursday night, or Saturday afternoon, the market will receive three Sunday afternoon games: Two telecasts by the network with the doubleheader week and one game by the network with the single-game week. When an NFL team in the market is playing at HOME on Sunday afternoon, the market will receive two games: one game on FOX and one game on CBS, regardless of which network has the doubleheader week. That is, unless 1) the home team's assigned telecaster that day (CBS or FOX) also is on the doubleheader network and 2) the game is sold out 72 hours in advance. In that case, the three games would be the home team's and two other games in the remaining early or late window.
- **All other television markets (including secondary blackout markets)** – Network affiliates in these markets will receive three games on Sunday afternoon, two on the doubleheader network (one early and one late) and one game on the single-game network (either early or late).

SELECTION OF GAMES TO BE TELECAST REGIONALLY

By network contract, all team road games must be telecast back to that team's home territory (franchised market and secondary blackout markets). Other than this requirement, the televising network is the sole selector of which game(s) will be aired in all markets.

COREY LINSLEY

CENTER | OHIO STATE

Fourth NFL Season | Fourth Packers Season



Ht: 6-3 Wt: 301 | Born: July 27, 1991 | NFL Games Played/Started: 38/38 | Acquired: D5a-14

PRO HIGHLIGHTS:

➤ Has started at center in all 38 contests he has played in during his first three seasons in the NFL.

➤ Part of an offense that has averaged 26.8 points per game since 2014, No. 2 in the league over that span behind only New England (28.6).

➤ Started all nine regular-season games he appeared in last season after missing the first seven contests due to a hamstring injury. Also started all three postseason games.

➤ Was part of a line that helped the offense rank in the top 10 in several categories last season, including points per game (No. 4, 27.0), yards per game (No. 8, 368.8) and first downs (No. 7, 349).

➤ In 2015, helped block for RBs Eddie Lacy (758 rushing yards) and James Starks (601), the first Green Bay duo to both rush for 600-plus yards in the same season since 1985.

➤ Started all 16 games in 2014, becoming the first rookie center to start every game for the Packers since the league went to a 16-game schedule in 1978.

➤ Was named to the PFWA's All-Rookie team in '14, the first Green Bay center to be honored since its inception in 1974.

➤ Became the first Green Bay rookie to start at center in the season opener since the 1970 AFL-NFL merger.

➤ Was the only player on offense to appear on every snap for the Packers in 2014.

➤ Helped Green Bay rank No. 1 in the NFL 2014 in points per game (30.4), No. 6 in yards per game (386.1) and tied for No. 1 in giveaways with a franchise-record 13.

➤ Was part of a line that allowed just nine sacks in the final eight games in 2014, the second-fewest allowed over that span behind only Denver (eight).

➤ Blocked for QB Aaron Rodgers as he ranked No. 1 in the NFL in TD/INT ratio (7.60, 38/5), No. 2 in passer rating (112.2), No. 2 in yards per attempt (8.43) and No. 3 in TD passes (38) on his way to earning NFL Most Valuable Player honors from The Associated Press.

➤ Drafted by the Packers with the first of two fifth-round selections (No. 161 overall) in the 2014 NFL Draft.

2016 SEASON: Started all nine games he appeared in at C during the regular season and all three postseason contests...Part of a line that helped the Packers rank in the top 10 in the NFL in points per game (No. 4, 27.0), yards per game (No. 8, 368.8), passing yards per game (No. 7, 262.4), yards per carry (No. 7, 4.55), third-down conversions (No. 2, 46.7), first downs (No. 7, 349), time of possession (No. 5, 31:14) and giveaways (t-No. 8, 17)... Helped the offense average 28.9 points per game (No. 4 in the NFL) and 389.3 yards per game (No. 5 in the league) since returning from injury in Week 9...Was on reserve/physically unable to perform for the entire preseason and the first seven regular-season games due to a hamstring injury...Was activated to the 53-man roster on Nov. 5...**Vs. Indianapolis (Nov. 6):** Made his season debut, starting

AT A GLANCE ...

- Has started at center in all 38 contests he has played in during his first three seasons in the NFL.
- Part of an offense that has averaged 26.8 points per game since 2014, No. 2 in the league over that span behind only New England (28.6 ppg).
- Started every game in 2014, becoming the first rookie center to open every game for the Packers since the league went to a 16-game schedule in 1978.
- Was named to the PFWA's All-Rookie team in '14, the first Green Bay center to be honored since its inception in 1974.
- Became the first Green Bay rookie to start at center in the season opener since the 1970 AFL-NFL merger.
- Was named first-team All-Big Ten by both the coaches and the media as a senior in 2013, helping the Buckeyes rank No. 5 in the nation in rushing (308.6 yards per game). Was part of a Buckeyes team that won 24 consecutive games from 2012-13.
- Started every game as a junior at center for an Ohio State team that went 12-0 in 2012. Earned honorable mention All-Big Ten recognition from both the coaches and media.

at C and playing all 69 snaps. Helped the offense register 405 total yards and protected Rodgers as he threw for 297 yards and three TDs on 26-of-43 passing...**At Philadelphia (Nov. 28):** Protected Rodgers as the line didn't allow a sack and provided time for him to complete 30 of 39 passes for 313 yards and two TDs for a 116.7 passer rating. The zero-sack game came against an Eagles defense that entered the contest ranked No. 7 in the league in sacks with 26. Part of an offense that converted 10 of 14 third downs, a 71.4 conversion rate that was the best by an NFL team on the season...**Vs. Seattle (Dec. 11):** Helped protect Rodgers as he completed 18 of 23 passes for 246 yards and three TDs with no INTs for a 150.8 passer rating, the fourth-highest rating of his career. Part of a line that allowed just one sack, the third straight game with either one or zero sacks allowed, Green Bay's longest streak since a four-game stretch to end the 2014 season...**At Chicago (Dec. 18):** Started at C and played 60 of 61 snaps, missing one play in the first half due to an equipment issue. Part of an offense that racked up a season-best 451 total yards, highlighted by a season-high 226 yards rushing and three TDs on just 23 carries (9.8 avg.). The average of 9.8 yards per carry was the best in franchise history (since 1940) in games with 20-plus attempts, topping the previous high of 9.2 yards per carry at Washington on Oct. 10, 2010 (17 carries for 157 yards). The average per carry was also the second-best mark by an NFL team since the 1970 AFL-NFL merger among teams with 20-plus attempts behind only the 11.0-yard average posted by the Cincinnati Bengals (37-407) vs. Denver on Oct. 22, 2000. Helped clear holes for RB Ty Montgomery to rush for a career-high 162 yards and two TDs on 16 attempts (10.1 avg.), the best yardage output by a Green Bay player since RB Samkon Gado's 171-yard outing vs. Detroit on Dec. 11, 2005...**At Detroit (Jan. 1):** Helped the offense post 448 yards and 28 first downs as the Packers registered their fourth straight 30-point game, tied for the second-longest single-season streak in team histo-

ry, and their fourth consecutive zero-giveaway game, tying the franchise record. Protected Rodgers as he was sacked just once on the evening and threw for 300 yards and four TDs on 27-of-39 passing with no INTs, his team-record seventh straight game without an INT. Helped clear holes for Green Bay's 153 yards rushing on 31 carries (4.9 avg.), the second-highest yardage output on the ground by the Packers on the season, with three players rushing for 40-plus yards...**Vs. N.Y. Giants (NFC Wild Card, Jan. 8):** Part of line that helped protect Rodgers as he completed 25 of 40 passes for 362 yards and four TDs with no INTs for a 125.2 rating. Helped the offense post its fifth straight game with 30-plus points, the longest streak by the Packers (including playoffs) since a seven-game streak in 1963. Also part of an offense that did not turn the ball over for the fifth straight game, the longest streak in team annals (including playoffs)...**At Dallas (NFC Divisional, Jan. 15):** Protected Rodgers as he became just the second QB in NFL history (Drew Brees, 2011) to throw for 350-plus yards in back-to-back games in a single postseason with 355 yards and two TDs on 28-of-43 passing. Part of an offense that posted 27 first downs, the third most by the Packers in a playoff game, and 413 total yards. Helped the offense rack up 34 points, the first time Green Bay had posted back-to-back 30-point games in the postseason since the 1996 playoffs (three straight).

2015: Started all 13 games he played in at C...Missed two games (Weeks 12 and 14) due to an ankle injury and dressed but did not play in Week 15...Part of a line that helped the Packers rank tied for No. 4 in the league in giveaways (17) and No. 12 in rushing (115.6 ypg)...Helped block for Lacy (758 rushing yards) and Starks (601), the first Green Bay duo to both rush for 600-plus yards in the same season since 1985...Also started both postseason contests...**At Chicago (Sept. 13):** Part of a line that didn't allow a sack of Rodgers as he threw for 189 yards and three TDs on 18-of-23 passing for a 140.5 passer rating. Helped clear holes for a ground game that produced 133 yards on 30 carries (4.4 avg.), highlighted by Lacy's 85 yards on 19 attempts (4.5 avg.)...**Vs. Seattle (Sept. 20):** Helped protect Rodgers as he connected on 25 of 33 passes for 249 yards and two TDs with no INTs for a 116.9 passer rating. With Lacy departing after just eight snaps due to an ankle injury, blocked for Starks as he racked up 95 yards on 20 carries (4.8 avg.). With 127 yards as a team on 29 attempts (4.4 avg.), it marked the first time since 2004 that the Packers posted 125-plus rushing yards in both of the first two games...**Vs. Kansas City (Sept. 28):** Protected Rodgers as the line allowed just one sack to a Kansas City defense that had registered eight sacks in the first two games. Helped give Rodgers time to complete 24 of 35 passes for 333 yards and five TDs with no INTs, the fourth game of his career with five-plus TD passes, a franchise record...**At San Francisco (Oct. 4):** Helped the Packers rush for 162 yards and a TD on 33 attempts (4.9 avg.), the first time since 1971 that they had cleared the 120-yard rushing mark in each of the first four games...**Vs. San Diego (Oct. 18):** Helped the Packers post 133 rushing yards on just 17 carries, a 7.8-yard average that was the best by Green Bay since Oct. 10, 2010, at Washington (9.2, 17-157). Helped clear the way for Starks' 112 yards on just 10 carries (11.2 avg.), the second-best yards-per-

carry average by an NFL back on the season (min. 10 att.)...**At Minnesota (Nov. 22):** Started at C, but departed with 5:30 remaining in the first quarter after just 12 snaps due to an ankle injury, one that would sideline him for the remainder of the game as he missed the first action of his career...**Vs. Chicago (Nov. 26):** Inactive (ankle), his first game missed due to injury in his career...**At Detroit (Dec. 3):** Returned to action and played 28 snaps before reinjuring his ankle in the second quarter, an injury that would sideline him for the remainder of the game and the next game vs. Dallas...**At Washington (NFC Wild Card, Jan. 10):** Played all 75 snaps and helped protect Rodgers as he was sacked just once against a Washington defense that had posted 17 sacks in its final four regular-season games. Helped clear holes for Lacy (63 yards and a TD on 12 carries) and Starks (53 yards and a TD on 12 carries) as they became the first duo in team history to both rush for 50-plus yards and a TD in a playoff game.

2014: Started every game, becoming the first rookie center to open every contest for the Packers since the league went to a 16-game schedule in 1978...Was named to the PFWA's All-Rookie team, the first Green Bay center to be honored since its inception in 1974...Was the only player on offense to play every snap for the Packers on the season...Part of an offense that ranked No. 1 in the league in points per game (30.4), No. 6 in yards per game (386.1) and tied for No. 1 in giveaways with a franchise-record 13...Part of a line that allowed only nine sacks over the final eight regular-season games, the second-fewest allowed that span behind only Denver (eight)...Helped the Packers finish tied for No. 9 in the NFL in total sacks allowed with 30 on the season, the fewest given up by Green Bay since 2007 (19)...Part of an offense that set a franchise record for most first downs in a season with 356...Protected Rodgers on his way to earning NFL MVP honors from AP as he ranked No. 1 in the league in TD/INT ratio (7.60, 38/5), No. 2 in passer rating (112.2), No. 2 in yards per attempt (8.43) and No. 3 in TD passes (38)...Blocked for Lacy as he ranked No. 7 in the NFL with 1,139 rushing yards on the season...**At Seattle (Sept. 4):** Started in one of the league's most hostile environments in his NFL debut, becoming the first Green Bay rookie to start at center in the season opener since the 1970 merger. Became the first NFL rookie drafted in the fifth round or later to start at C in Week 1 since Philadelphia's Jason Kelce in 2011...**At Chicago (Sept. 28):** Protected Rodgers as he threw for 302 yards and four TDs on 22-of-28 passing for a 151.2 passer rating, the third-best single-game mark of the QB's career (min. 20 att.) and the fifth-best rating in team history. Was part of a line that allowed just one sack for 0 yards and helped the offense score on six of seven possessions...**Vs. Minnesota (Oct. 2):** Helped the offense rack up 42 points and 156 rushing yards, including Lacy's 105 yards and two TDs on just 13 attempts. Lacy's average of 8.1 yards per carry was a career high (min. 10 attempts)...**Vs. Carolina (Oct. 19):** Blocked for Rodgers as he completed 19 of 22 passes for 255 yards and three TDs, a career-high completion percentage of 86.4 and a passer rating of 154.5 that was the second best of his career...**At New Orleans (Oct. 26):** Helped protect Rodgers on his way to 418 yards on 28-of-39 passing, the second-best yardage output of the QB's career and tied for the third-best

NFC NORTH COMPOSITE STANDINGS, 2002-PRESENT

| | —Division— | | | —Overall— | | | | —North Titles— | | |
|------------------|------------|-----------|----------|-------------|------------|-----------|----------|----------------|----------|-------------------------------------|
| | W | L | T | W | L | T | Pct | No. | Years | |
| Green Bay | 63 | 26 | 1 | .706 | 150 | 89 | 1 | .627 | 9 | 2002-04, 2007, 2011-14, 2016 |
| Minnesota | 45 | 44 | 1 | .506 | 118 | 121 | 1 | .494 | 3 | 2008-09, 2015 |
| Chicago | 42 | 48 | 0 | .467 | 114 | 126 | 0 | .475 | 3 | 2005-06, 2010 |
| Detroit | 29 | 61 | 0 | .322 | 85 | 155 | 0 | .354 | 0 | |

*regular season only

total in franchise history. Helped Lacy (123) and WR Randall Cobb (126) become the first Green Bay RB/WR duo to most in top 100 yards receiving in the same game since RB Eddie Lee Ivery (128) and WR Aundra Thompson (102) did so at Tampa Bay on Oct. 12, 1980. **Vs. Chicago (Nov. 9):** Helped the offense rack up 55 points, tied for the third most in a game in team annals, and 451 total yards. Part of a line that didn't allow a sack and helped Rodgers throw for six TDs, which tied the single-game franchise record, with all of them coming in the first half as he tied Raiders QB Daryle Lamonica (1969) for the most in a half in NFL history. Delivered a key block on LB Lance Briggs to help spring Lacy on a second-quarter screen pass that he took 56 yards for a TD. **Vs. Philadelphia (Nov. 16):** Played all 68 snaps and helped the Packers post back-to-back 50-point games for the first time in franchise history. **At Minnesota (Nov. 23):** Helped clear the way for Lacy's season-high 125 rushing yards on 25 carries (5.0 avg.), with 55 of those coming in the fourth quarter, a career high for Lacy. **Vs. Atlanta (Dec. 8):** Helped the offense record season highs for total yards (502) and first downs (28). Helped clear the way for a season-high 179 rushing yards, highlighted by a pair of 70-yard rushers in Starks (75 yards on 10 carries) and Lacy (73 yards on 13 carries). Protected Rodgers as the line allowed just one sack and helped the QB throw for 327 yards and three TDs with no INTs, his eighth game on the season with three-plus TDs/zero INTs as he tied Patriots QB Tom Brady's single-season NFL record set in 2007. **Vs. Detroit (Dec. 28):** Helped the offense register 377 yards against a Detroit defense that entered the game ranked No. 2 in the NFL (295.9 ypg). Helped the line allow just one sack (QB Matt Flynn in the third quarter) for the fourth consecutive game, the longest single-season streak of zero sacks/one sack since Weeks 8-11 in 2007. **Vs. Dallas (NFC Divisional, Jan. 11):** Was part of an offense that registered 425 total yards, the fifth most in a game in franchise postseason history. Blocked for Rodgers (316) and Lacy (101) as the Packers had both a 300-yard passer and a 100-yard rusher in a playoff game for the first time in team history. **2014 Draft:** Selected by the Packers with the first of two selections in the fifth round (No. 161 overall).

COLLEGE: Played in 42 games with 26 starts in four seasons for the Buckeyes, starting all 26 games over his final two seasons...Was part of an Ohio State team that won 24 consecutive games from 2012-13...Earned his degree in economics. **Senior season (2013):** Started all 14 games at C, earning first-team All-Big Ten honors from both the coaches and the media...One of five team captains, he was part of an Ohio State line that helped the team set school records for points scored (637), yards per

carry (6.8), touchdowns (87) and TD passes (38)...Helped the Buckeyes lead the Big Ten and rank No. 5 in the nation with an average of 308.6 rushing yards per game...Part of an Ohio State offense that ranked No. 7 in the country with an average of 511.9 yards per game and No. 5 in the nation with 45 rushing TDs...Helped the offense rank No. 4 in the country in red-zone percentage (.952, 60 of 63)...Blocked for QB Braxton Miller and RB Carlos Hyde, who both earned first-team All-Big Ten recognition...Helped Hyde rush for 1,521 yards (No. 13 in the nation) and 15 TDs on 208 carries (7.3 avg.)...**Junior season (2012):** Started every game at C for a Buckeyes team that went 12-0, earning honorable mention All-Big Ten recognition from both the coaches and media...Helped the Buckeyes average a Big Ten-leading 37.2 points per game and 242.3 rushing yards per game (No. 2 in Big Ten, No. 10 nationally)...Part of an Ohio State offense that ranked No. 13 in the country with 37 rushing TDs...Blocked for Miller as he rushed for 1,271 yards, the most by a QB in a single season in school history...Also helped Miller post a school-record 3,310 yards of total offense...Played through a painful foot injury in the latter part of the season, one that required postseason surgery...**Sophomore season (2011):** Appeared in 10 games as a reserve at both guard and tackle positions...Part of a Buckeyes offense that averaged 191.2 rushing yards per game (No. 27 in the nation)...**Redshirt freshman season (2010):** Appeared in six games as a redshirt freshman as a reserve center and right guard...Made his collegiate debut vs. Marshall (Sept. 2), seeing time in a reserve capacity.

PERSONAL: Given name Corey Michael Linsley...Born in Youngstown, Ohio...Married, wife's name is Anna...Is a friend of Browns G John Greco, who also attended Boardman High...**High school:** Attended Boardman (Ohio) High School, where he earned first-team All-Federal League, All-Northeast Ohio and second-team All-Ohio honors as a senior...Played in the Big 33 Football Classic that features high school recruits from the states of Ohio and Pennsylvania...Served as a team captain as a senior...Was named to the Midwest Top 30 by *SuperPrep*...Lettered all four years in track, where he was the regional and league champion and a state medalist in the shot put (top throw of 63 feet, 1½ inches as a senior)...Also threw the discus, with a top throw of 191'-2" as a senior...**Community involvement:** Participated in an NFL Play 60 event in Appleton, Wis., in November 2014...While he was at Ohio State, was active with The 2nd and 7th Foundation, which promotes reading by providing free books and positive role models to kids in need...Residence: Boardman, Ohio.

COREY LINSLEY'S PRO GAMES PLAYED/STARTED

| Year | Team | GP | GS |
|---------------------------------|-----------|-----------|-----------|
| 2014 | Green Bay | 16 | 16 |
| 2015 | Green Bay | 13 | 13 |
| 2016 | Green Bay | 9 | 9 |
| NFL totals (three years) | | 38 | 38 |
| Postseason | | 7 | 7 |

Additional statistics: *Miscellaneous tackles* — 3 in 2014. *Miscellaneous fumble recoveries* — 1 in 2015.

NFL debut/first start: at Seattle, 9/4/14

CAREER TRANSACTIONS

- 2014 Selected by Green Bay Packers as first of two choices in the fifth round (161st overall) of '14 NFL Draft, May 10...Signed first contract, May 15.
- 2016 Placed on reserve/physically unable to perform (hamstring), Sept. 3...Activated from reserve/physically unable to perform, Nov. 5.

DEAN LOWRY

DEFENSIVE END | NORTHWESTERN

Second NFL Season | Second Packers Season



Ht: 6-6 Wt: 296 | Born: June 9, 1994 | NFL Games Played/Started: 15/0 | Acquired: D4B-16



PRO HIGHLIGHTS:

- Played in 15 games as a rookie and registered 14 tackles (eight solo), two sacks, three tackles for a loss, nine QB pressures and three QB hits.
- Posted sacks in back-to-back games, recording one in Week 13 vs. Houston and one in Week 14 vs. Seattle.
- Appeared in all three postseason contests and posted two tackles (one solo) and a QB pressure.
- Selected by Green Bay with the second of two fourth-round choices (No. 137 overall), the second of two compensatory choices awarded to the team in the 2016 NFL Draft.
- Became the first defensive end from Northwestern to be drafted since DE Corey Wootton was selected by the Chicago Bears in 2010 (fourth round, No. 109 overall). Also became the first player from Northwestern drafted by Green Bay since DT James Anderson in 1973 (14th round).

2016 SEASON: Played in 15 games and registered 14 tackles (eight solo), two sacks, three tackles for a loss, nine QB pressures and three QB hits...Dressed but did not see any action in Week 12...Also appeared in all three post-season contests and posted two tackles (one solo) and QB pressure...**Vs. Detroit (Sept. 25):** Played 11 snaps on defense and six on special teams. Shed a block from LT Taylor Decker to stop RB Theo Riddick for a 1-yard loss on a second-quarter run. Finished with two tackles (both solo)...**Vs. N.Y. Giants (Oct. 9):** Played eight snaps on defense, posting an assisted tackle and two QB pressures...**Vs. Chicago (Oct. 20):** Played four snaps on defense, recording a QB pressure and a QB hit...**Vs. Houston (Dec. 4):** Played 18 snaps on defense and posted his first career sack along with a pass defended, three QB pressures (tied for the team lead) and a QB hit. Midway through the second quarter, came through the line between T Duane Brown and G Xavier Su'a-Filo to sack QB Brock Osweiler for an 8-yard loss...**Vs. Seattle (Dec. 11):** Appeared on a career-high 34 plays on defense and posted a career-best four tackles (two solo), a sack, a QB hit and a QB pressure. Midway through the second quarter, fought off a block from T Bradley Sowell, staying with the play as QB Russell Wilson tried to scramble as he sacked him for an 11-yard loss on third down. It marked his second straight game with a sack...**Vs. Minnesota (Dec. 24):** Appeared on 19 defensive plays and recorded two QB pressures...**Vs. N.Y. Giants (NFC Wild Card, Jan. 8):** Appeared on 16 defensive plays, posting an assisted tackle and a QB pressure.

COLLEGE: Played in 48 games with 33 starts for the Wildcats and registered 134 tackles (83 solo), 31½ tackles for a loss, 12½ sacks, three interceptions (one returned for a TD), 21 passes defended, three fumble recoveries and three forced fumbles...Earned his degree in economics...**Senior season (2015):** Started 12 games and earned second-team All-Big Ten honors after posting a career-high 46 tackles (27 solo), including 13½ tackles for a loss (second on the team), three sacks, an interception, a fumble recovery and seven passes defended...Was tied for the team lead with eight QB hurries...Also earned third-team

AT A GLANCE ...

- Saw action in 15 games as a rookie and registered 14 tackles (eight solo), two sacks, three tackles for a loss, nine QB pressures and three QB hits. Also appeared in all three postseason contests and posted two tackles (one solo) and a QB pressure.
- Posted sacks in back-to-back games, recording one in Week 13 vs. Houston and one in Week 14 vs. Seattle.
- Played in 48 games with 33 starts for Northwestern and registered 134 tackles (83 solo), 31½ tackles for a loss, 12½ sacks, three interceptions (one returned for a TD), 21 passes defended, three fumble recoveries and three forced fumbles.
- Earned second-team All-Big Ten honors as a senior in 2015 after posting 46 tackles (27 solo), 13½ tackles for a loss (second on the team), three sacks, an interception, a fumble recovery and seven passes defended.
- Earned all-state recognition at Rockford (Ill.) Boylan High School, where he was named the Northern Illinois Conference (NIC-10) Defensive MVP as a senior in 2011 after registering 65 tackles, 21 tackles for a loss and 10 sacks.

All-Big Ten recognition from *Athlon Sports*...Was part of a Northwestern defense that ranked No. 7 in the country in points allowed (16.4 ppg)...Registered four tackles (three solo), including one for a loss, and two QB hurries in the 16-6 win vs. Stanford (Sept. 5)...Posted six tackles (two solo) and an interception in the second quarter when he picked off QB Thomas Sirk on second-and-goal from the 11, returning the pick 18 yards to the Northwestern 36 and earning NU's Defensive Player of the Week for his performance at Duke (Sept. 19)...Set a school single-game record and tied the sixth-best mark in conference history with six tackles for a loss, earning NU's Defensive Player of the Game after finishing with a career-high 10 tackles (seven solo) and a career-best two sacks in the 30-28 win at Nebraska (Oct. 24)...Registered five tackles, including three stops for a loss, and a career-high three QB hurries vs. Purdue (Nov. 14)...**Junior season (2014):** Started all 12 contests and earned honorable mention All-Big Ten recognition after recording 41 tackles (25 solo), including eight tackles for a loss, four sacks, a forced fumble and a career-high eight passes defended...Ranked second on the team in tackles for a loss...Earned Academic All-Big Ten honors...Was named the team's Defensive Player of the Game after posting five tackles (three solo) and a half-sack vs. Northern Illinois (Sept. 6)...Posted a sack for the second straight game and finished with two tackles (one solo) and a pass defended at Penn State (Sept. 27)...Registered a season-high six tackles, including 1½ tackles for a loss, and a forced fumble in the 43-40 OT win at Notre Dame (Nov. 15)...Was named NU's Defensive Big Playmaker for his performance...**Sophomore season (2013):** Played in 11 games with nine starts and recorded seven tackles for a loss (tied for second on the team) and 4½ sacks (third)...His sack total was a career high and he added a career-best two interceptions...Also registered 33 tackles (22 solo), five passes defended, a career-high two forced fumbles and a fumble recovery...Made his first career start and posted his first career interception, returning the pick 16 yards vs. Syracuse (Sept. 7)...Picked off a pass near the line

of scrimmage and returned it 19 yards for a TD vs. Maine (Sept. 21)... Also posted two tackles (one solo), a sack and a forced fumble... Registered a season-high six tackles (five solo) and a fumble recovery vs. Ohio State (Oct. 5)... Finished with five tackles (three solo) and a season-high 1½ sacks in the 37-34 win at Illinois (Nov. 30)... **Freshman season (2012):** Played in all 13 games as a true freshman, one of four true freshmen to play for the Wildcats, and was named to ESPN.com's Big Ten All-Freshman team... Recorded 14 tackles (nine solo), a sack, a pass defended and a fumble recovery... Recorded two tackles (one solo), a fumble recovery, a QB hurry and a pass deflection at the line of scrimmage vs. Vanderbilt (Sept. 8)... Recorded his first career sack when he brought down QB Andrew Maxwell for an 11-yard loss on third down to force a punt at Michigan State (Nov. 17).

PERSONAL: Given name Dean Vincent Lowry... Born in Rockford, Ill. ... **High school:** Earned IHCA 7A all-state

recognition at Rockford (Ill.) Boylan High School, where he was named the Northern Illinois Conference (NIC-10) Defensive MVP as a senior in 2011 after registering 65 tackles, including 21 tackles for a loss, and 10 sacks... Also was an all-state selection that season by the *Chicago Tribune* and the *Champaign News-Gazette*... Earned All-Midwest honors from *SuperPrep*... Was also named team MVP as a senior... Was a member of back-to-back state championship teams in 2010 and 2011 as Boylan finished with a perfect 14-0 mark in both of those seasons... Also lettered one year in basketball as a center and played baseball as a freshman... Was named to the honor roll as a junior and as a senior... **Community involvement:** While he was in college, visited elementary schools in Evanston, Ill., to discuss the importance of education and exercise with students... Residence: Rockford, Ill.

DEAN LOWRY'S PRO STATISTICS

| Year | Team | —Tackles— | | | | | | | Interceptions | | | | | Fumbles | | |
|------|-----------|-----------|----|-----|------|------|----|-----|---------------|-----|----|----|----|---------|----|-----|
| | | GP | GS | Tot | Solo | Asst | Sk | Yds | No | Yds | Lg | TD | PD | FF | FR | Yds |
| 2016 | Green Bay | 15 | 0 | 14 | 8 | 6 | 2 | 19 | 0 | 0 | 0 | 0 | 1 | 0 | 0 | 0 |

| Year | Team | —Tackles— | | | | | | | Interceptions | | | | | Fumbles | | |
|------|-----------|-----------|----|-----|------|------|----|-----|---------------|-----|----|----|----|---------|----|-----|
| | | GP | GS | Tot | Solo | Asst | Sk | Yds | No | Yds | Lg | TD | PD | FF | FR | Yds |
| 2016 | Green Bay | 3 | 0 | 2 | 1 | 1 | 0 | 0 | 0 | 0 | 0 | 0 | 0 | 0 | 0 | 0 |

Additional statistics: Career sacks — Brock Osweiler, Russell Wilson.

NFL debut: at Jacksonville, 9/11/16
First sack: vs. Houston, 12/4/16 (B.Osweiler)

CAREER TRANSACTIONS

- 2016 Selected by Green Bay Packers as second of two choices in the fourth round (137th overall) of '16 NFL Draft, April 30... Signed first contract, May 6.

LOWRY'S SINGLE-GAME CAREER HIGHS

Tackles
 Total 4, vs. Sea. (12/11/16)
 Solo 2, three times
 (last: at Det., 1/1/17)

Sacks 1,
 vs. Hou. (12/4/16) and vs. Sea. (12/11/16)

DEAN LOWRY GAME-BY-GAME

2016, GREEN BAY

| Date | Opp | GP | GS | Tot | So | As | Sk | Yd | Int | Yd | Lg | TD | PD | FF | FR |
|-------------------|----------|-----------|----------|-----------|----------|----------|----------|----------------|----------|----------|----------|----------|----------|----------|----------|
| 09/11 | at Jax-W | 1 | 0 | 0 | 0 | 0 | 0 | 0 | 0 | 0 | 0 | 0 | 0 | 0 | 0 |
| 09/18 | at Min-L | 1 | 0 | 0 | 0 | 0 | 0 | 0 | 0 | 0 | 0 | 0 | 0 | 0 | 0 |
| 09/25 | Det-W | 1 | 0 | 2 | 2 | 0 | 0 | 0 | 0 | 0 | 0 | 0 | 0 | 0 | 0 |
| 10/09 | NYG-W | 1 | 0 | 1 | 0 | 1 | 0 | 0 | 0 | 0 | 0 | 0 | 0 | 0 | 0 |
| 10/16 | Dal-L | 1 | 0 | 0 | 0 | 0 | 0 | 0 | 0 | 0 | 0 | 0 | 0 | 0 | 0 |
| 10/20 | Chi-W | 1 | 0 | 0 | 0 | 0 | 0 | 0 | 0 | 0 | 0 | 0 | 0 | 0 | 0 |
| 10/30 | at Atl-L | 1 | 0 | 0 | 0 | 0 | 0 | 0 | 0 | 0 | 0 | 0 | 0 | 0 | 0 |
| 11/06 | Ind-L | 1 | 0 | 1 | 0 | 1 | 0 | 0 | 0 | 0 | 0 | 0 | 0 | 0 | 0 |
| 11/13 | at Ten-L | 1 | 0 | 1 | 0 | 1 | 0 | 0 | 0 | 0 | 0 | 0 | 0 | 0 | 0 |
| 11/20 | at Was-L | 1 | 0 | 0 | 0 | 0 | 0 | 0 | 0 | 0 | 0 | 0 | 0 | 0 | 0 |
| 11/28 | at Phi-W | | | | | | | (did not play) | | | | | | | |
| 12/04 | Hou-W | 1 | 0 | 1 | 1 | 0 | 1 | 8 | 0 | 0 | 0 | 0 | 1 | 0 | 0 |
| 12/11 | Sea-W | 1 | 0 | 4 | 2 | 2 | 1 | 11 | 0 | 0 | 0 | 0 | 0 | 0 | 0 |
| 12/18 | at Chi-W | 1 | 0 | 2 | 0 | 2 | 0 | 0 | 0 | 0 | 0 | 0 | 0 | 0 | 0 |
| 12/24 | Min-W | 1 | 0 | 0 | 0 | 0 | 0 | 0 | 0 | 0 | 0 | 0 | 0 | 0 | 0 |
| 01/01 | at Det-W | 1 | 0 | 2 | 2 | 0 | 0 | 0 | 0 | 0 | 0 | 0 | 0 | 0 | 0 |
| '16 TOTALS | | 15 | 0 | 14 | 8 | 6 | 2 | 19 | 0 | 0 | 0 | 0 | 1 | 0 | 0 |
| 01/08 | NYG-W | 1 | 0 | 1 | 0 | 1 | 0 | 0 | 0 | 0 | 0 | 0 | 0 | 0 | 0 |
| 01/15 | at Dal-W | 1 | 0 | 0 | 0 | 0 | 0 | 0 | 0 | 0 | 0 | 0 | 0 | 0 | 0 |
| 01/22 | at Atl-L | 1 | 0 | 1 | 0 | 0 | 0 | 0 | 0 | 0 | 0 | 0 | 0 | 0 | 0 |
| PLAYOFFS | | 3 | 0 | 2 | 1 | 1 | 0 | 0 | 0 | 0 | 0 | 0 | 0 | 0 | 0 |

*NFC Wild Card Playoff; *NFC Divisional Playoff; *NFC Championship

VETERANS
 COMMUNITY
 ADMIN. & COACHES
 LOWRY
 DRAFT & FREE AGENTS
 2016 REVIEW
 RECORDS & HISTORY
 LAMBEAU FIELD
 MISC.

BLAKE MARTINEZ

LINEBACKER | STANFORD

Second NFL Season | Second Packers Season



Ht: 6-2 Wt: 237 | Born: January 9, 1994 | NFL Games Played/Started: 13/9 | Acquired: D4a-16



PRO HIGHLIGHTS:

► Played in 13 games with nine starts at ILB as a rookie last season and ranked No. 5 on the team with 62 tackles (46 solo), a sack, four tackles for a loss, two QB hits, two QB pressures, an interception and five passes defended.

► Part of a run defense that ranked No. 8 in the league in rushing yards allowed per game (94.7) and No. 7 in runs of 10-plus yards allowed (37) in 2016.

► Appeared in all three postseason games with one start and recorded five tackles (four solo), including a tackle for a loss, and added a tackle on special teams.

► Selected by Green Bay in the fourth round of the 2016 NFL Draft with the No. 137 overall selection. Was one of two players the Packers drafted out of Stanford (Kyle Murphy) in 2016. It was the third time since 2005 (UCLA – DE Datone Jones and RB Johnathan Franklin in 2013/Texas A&M – WR/KR Terrence Murphy and DE Michael Montgomery) that the Packers selected two players from the same school in the same draft.

► Was the first defensive player Green Bay had selected from Stanford since DE Lester Archambeau was chosen in the seventh round (No. 186 overall) in 1990.

► Joined Trent Murphy (Washington, second round, No. 47 overall, 2014) as the only Stanford linebackers to be selected in the NFL Draft since 2008.

2016 SEASON: Played in 13 games with nine starts at ILB and ranked No. 5 on the team with 62 tackles (46 solo), a sack, four tackles for a loss, two QB hits, two QB pressures, an interception and five passes defended...Part of a run defense that ranked No. 8 in the league in rushing yards allowed per game (94.7) and No. 7 in runs of 10-plus yards allowed (37)...Registered five tackles on special teams...Missed three games (Weeks 12-14) due to a knee injury...Appeared in all three postseason games with one start and recorded five tackles (four solo), including a tackle for a loss, and added a tackle on special teams...**At Jacksonville (Sept. 11):** Started and became the first Green Bay rookie to start on defense in Week 1 since LB Nick Perry in 2012. Was tied for the team lead with nine tackles (five solo) and added a tackle on special teams. Helped limit the Jaguars to just 48 yards rushing on 26 carries (1.8 avg.), the first time they had rushed for 48 or fewer yards on 25-plus attempts since Nov. 14, 1999 (vs. Baltimore, 47 yards on 26 attempts)...**At Minnesota (Sept. 18):** Started and recorded six tackles (five solo) and a pass defended. Helped limit RB Adrian Peterson to just 19 yards on 12 carries (1.6 avg.), tied for the fourth-lowest yardage total of Peterson's career, with a long of 5 yards...**Vs. Detroit (Sept. 25):** Started, but left the game for a stretch after a cut on his face opened up again. Registered five tackles (all solo) and helped limit the Lions to just 50 yards rushing on 23 carries (2.2 avg.). Added a tackle on special teams...**Vs. Chicago (Oct. 20):** Started and recorded four tackles (two solo) and the first interception of his career. Late in the fourth quarter, dropped into coverage and intercepted a QB Matt Barkley pass intended for TE Zach Miller that was deflected

AT A GLANCE ...

- Played in 13 games with nine starts at ILB and ranked No. 5 on the team with 62 tackles (46 solo) as a rookie last season. Became the first Green Bay rookie to start on defense in Week 1 since LB Nick Perry in 2012.
- Part of a run defense that ranked No. 8 in the league in rushing yards allowed per game (94.7) and No. 7 in runs of 10-plus yards allowed (37) in 2016.
- Finished his collegiate career with 257 tackles (137 solo), 13½ tackles for a loss, 6½ sacks, five interceptions and five forced fumbles in 51 games played.
- Started all 27 games played in his final two seasons, leading the team in tackles as a junior (102) and senior (141).
- In 2015, was named third-team All-America by *The Associated Press*, second-team All-America by *USA Today* and *Phil Steele's College Football*, and first-team All-Pacific-12 by *AP* and *Phil Steele's College Football*.
- Attended Mountain View (Ariz.) High School (2008-09), Santa Rita (Tucson, Ariz.) High School (2009) and Canyon del Oro (Oro Valley, Ariz.) High School (2010-11), playing tight end, running back, linebacker and wide receiver while also lettering in basketball, track and volleyball.

by S Morgan Burnett, making the pick at the Chicago 42 and returning it 4 yards...**At Tennessee (Nov. 13):** Started and led the team with a career-high 10 tackles (nine solo) while adding a QB pressure and a QB hit...**At Washington (Nov. 20):** Started and played 45 snaps, finishing with four tackles (three solo), including one for a loss, and a pass defended. In the fourth quarter, fought off a block from G Shawn Lauvao to get into the backfield and bring down RB Robert Kelley for a 4-yard loss. Left the game late in the fourth quarter due to a knee injury that would cause him to miss the next three games...**At Chicago (Dec. 18):** Returned to action, appearing on 14 plays on defense and 11 on special teams. Posted an assisted tackle on defense and a tackle on special teams...**At Detroit (Jan. 1):** Appeared on 18 plays on special teams and 15 on defense. Posted three tackles (all solo), including his first career sack, and added a tackle on special teams. Early in the second quarter, perfectly timed a cross-blitz with LB Jake Ryan and came up the middle to get to QB Matthew Stafford for a 5-yard sack...**Vs. N.Y. Giants (NFC Wild Card, Jan. 8):** Started at ILB and played 23 snaps, finishing with three tackles (one solo). Left the game in the second quarter due to a knee injury, but returned in the second half. Added a tackle on special teams, bringing down WR Dwayne Harris at the New York 8 for just a 3-yard return of P Jacob Schum's 58-yard punt.

COLLEGE: Finished his collegiate career with 257 tackles (137 solo), 13½ tackles for loss, 6½ sacks, five interceptions and five forced fumbles in 51 games played...Started the final 27 games of his college career...Helped Stanford make a bowl appearance all four years as part of a school-record seven consecutive bowl games and win three Pacific-12 titles (2012, 2013, 2015)...Appeared in three Rose Bowls, helping the Cardinal win two...Earned his degree in management science and engineering...**Se-**

nior season (2015): Led the team with a career-high 141 tackles (75 solo) in 14 games played, all starts...Recorded 84 more tackles than the No. 2 tackler on the team...Averaged 10.1 tackles/game to rank first in the Pac-12...Also notched 6½ tackles for a loss, 1½ sacks, a forced fumble, an interception, two quarterback hits and six pass breakups...Was named third-team All-America by AP, second-team All-America by USA Today and Phil Steele, and first-team All-Pac-12 by AP and Phil Steele's College Football... Was a Butkus Award semifinalist and was on the watch lists for the Rotary Lombardi Award, Nagurski Trophy and Bednarik Award...Named a quarterfinalist for the Lott IMPACT Trophy...Earned second-team Midseason All-America honors from SI.com...Totaled 10-plus tackles in nine games, including tying his career-high 14 twice in the first three games of the season, at Northwestern (Sept. 5) and at USC (Sept. 19)...Registered 13 tackles (two solo) vs. Arizona (Oct. 3), marking his fifth consecutive game with 10-plus tackles...Tied his season high with 10 solo tackles (12 total) to go with one pass breakup vs. Notre Dame (Nov. 28) and was selected as the Lott IMPACT Player of the Week... Finished with nine tackles (five solo), a half-sack and a pass breakup vs. Iowa (Rose Bowl, Jan. 1)...**Junior season (2014):** Started all 13 games and totaled a team-best 102 tackles (53 solo), seven tackles for a loss, 4½ sacks, two forced fumbles, three interceptions, four quarterback hits and two pass breakups...Named third-team All-Pac-12 by Phil Steele's College Football and All-Pac-12 honorable mention as well as second-team midseason All-Pac-12 by Phil Steele's College Football...Earned Pac-12 All-Academic honors...Registered 10-plus tackles in four games, including in back-to-back weeks vs. USC (Sept. 6) and vs. Army (Sept. 13)...Finished with six tackles and a career-high 2½ sacks vs. Oregon State (Oct. 25)...Led the team with a career-best 14 tackles (nine solo) and registered a sack at Oregon (Nov. 1)...Recorded two interceptions,

a forced fumble and a game-high 11 tackles at California (Nov. 22)...**Sophomore season (2013):** Appeared in 10 games, recording 11 tackles (seven solo)...Earned Pac-12 All-Academic honorable mention...Registered a season-best six tackles (two solo) and his first career forced fumble and interception vs. California (Nov. 23)...**Freshman season (2012):** Saw action in 14 games...Received Stanford's Greg Piers Service Team Award on defense, which honors outstanding scout-team players...Recorded his first career tackle and quarterback hurry vs. Duke (Sept. 9).

PERSONAL: Given name Blake Edmon Martinez... Born in Tucson, Ariz. ...Nicknamed "Machinez" in college...Spent time in college working as an intern in commercial real estate...**High school:** Attended Mountain View (Ariz.) High School (2008-09), Santa Rita (Tucson, Ariz.) High School (2009) and Canyon del Oro (Oro Valley, Ariz.) High School (2010-11)...Set the school record at Canyon del Oro with 247 tackles...Two-time Southern Arizona Player of the Year and was named PrepStar All-West Region...Played tight end, running back, linebacker and wide receiver...Registered 1,100 yards of total offense as a senior...Lettered one year in basketball and volleyball and two years in track...**Community involvement:** Donates to St. Jude Children's Research Hospital for every 100 followers he gets on twitch.tv/packernation50 as well as 100 percent of the money he receives from subscriptions and ads...Visited cadets at the Challenge Academy in Fort McCoy, Wis. ...Participated in events to benefit Big Brothers Big Sisters...Signed autographs to raise money for The Salvation Army...Spoke to kids at Swanson Elementary School in Brookfield, Wis., and Pioneer Elementary School in Green Bay, Wis. ...Worked at a homeless shelter and children's hospital and helped out at a dog-shelter auction while in college...Residence: Tucson, Ariz.

BLAKE MARTINEZ'S PRO STATISTICS

| Year | Team | —Tackles— | | | | | Interceptions | | | | | Fumbles | | | | |
|------|-----------|-----------|----|-----|------|------|---------------|-----|----|-----|----|---------|----|----|----|-----|
| | | GP | GS | Tot | Solo | Asst | Sk | Yds | No | Yds | Lg | TD | PD | FF | FR | Yds |
| 2016 | Green Bay | 13 | 9 | 62 | 46 | 16 | 1 | 5 | 1 | 4 | 4 | 0 | 5 | 0 | 0 | 0 |

| Year | Team | —Tackles— | | | | | Interceptions | | | | | Fumbles | | | | |
|------|-----------|-----------|----|-----|------|------|---------------|-----|----|-----|----|---------|----|----|----|-----|
| | | GP | GS | Tot | Solo | Asst | Sk | Yds | No | Yds | Lg | TD | PD | FF | FR | Yds |
| 2016 | Green Bay | 3 | 1 | 5 | 4 | 1 | 0 | 0 | 0 | 0 | 0 | 0 | 0 | 0 | 0 | 0 |

Additional statistics: Career sacks — Matthew Stafford. Career interceptions — Matt Barkley. Special teams tackles — 6 in 2016, 1 in '16 playoffs.

NFL debut/first start: at Jacksonville, 9/11/16
First interception: vs. Chicago, 10/20/16 (M.Barkley)
First sack: at Detroit, 1/1/17 (M.Stafford)

CAREER TRANSACTIONS

- 2016 Selected by Green Bay Packers in the fourth round (131st overall) of '16 NFL Draft, April 30... Signed first contract, May 6.

MARTINEZ'S SINGLE-GAME CAREER HIGHS

Tackles
 Total 10, at Ten. (11/13/16)
 Solo 9, at Ten. (11/13/16)

Sacks 1, at Det. (1/3/17)

Interceptions 1, vs. Chi. (10/20/16)

BLAKE MARTINEZ GAME-BY-GAME

2016, GREEN BAY

| Date | Opp | GP | GS | Tot | So | As | Sk | Yd | Int | Yd | Lg | TD | PD | FF | FR |
|-------|----------|----|----|-----|----|----|----|----|-------------------|----|----|----|----|----|----|
| 09/11 | at Jax-W | 1 | 1 | 9 | 5 | 4 | 0 | 0 | 0 | 0 | 0 | 0 | 0 | 0 | 0 |
| 09/18 | at Min-L | 1 | 1 | 6 | 5 | 1 | 0 | 0 | 0 | 0 | 0 | 0 | 1 | 0 | 0 |
| 09/25 | Det-W | 1 | 1 | 5 | 5 | 0 | 0 | 0 | 0 | 0 | 0 | 0 | 0 | 0 | 0 |
| 10/09 | NYG-W | 1 | 3 | 2 | 1 | 0 | 0 | 0 | 0 | 0 | 0 | 0 | 0 | 0 | 0 |
| 10/16 | Dal-L | 1 | 0 | 6 | 3 | 3 | 0 | 0 | 0 | 0 | 0 | 0 | 0 | 0 | 0 |
| 10/20 | Chi-W | 1 | 4 | 2 | 0 | 0 | 1 | 4 | 4 | 0 | 1 | 0 | 0 | 0 | 0 |
| 10/30 | at Atl-L | 1 | 1 | 5 | 4 | 1 | 0 | 0 | 0 | 0 | 0 | 0 | 1 | 0 | 0 |
| 11/06 | Ind-L | 1 | 1 | 6 | 5 | 1 | 0 | 0 | 0 | 0 | 0 | 0 | 1 | 0 | 0 |
| 11/13 | at Ten-L | 1 | 1 | 10 | 9 | 1 | 0 | 0 | 0 | 0 | 0 | 0 | 0 | 0 | 0 |
| 11/20 | at Was-L | 1 | 1 | 4 | 3 | 1 | 0 | 0 | 0 | 0 | 0 | 0 | 1 | 0 | 0 |
| 11/28 | at Phi-W | | | | | | | | (inactive — knee) | | | | | | |
| 12/04 | Hou-W | | | | | | | | (inactive — knee) | | | | | | |

| Date | Opp | GP | GS | Tot | So | As | Sk | Yd | Int | Yd | Lg | TD | PD | FF | FR |
|-------------------|----------|-----------|----------|-----------|-----------|-----------|----------|----------|-------------------|----------|----------|----------|----------|----------|----------|
| 12/11 | Sea-W | | | | | | | | (inactive — knee) | | | | | | |
| 12/18 | at Chi-W | 1 | 0 | 1 | 0 | 1 | 0 | 0 | 0 | 0 | 0 | 0 | 0 | 0 | 0 |
| 12/24 | Min-W | 1 | 0 | 0 | 0 | 0 | 0 | 0 | 0 | 0 | 0 | 0 | 0 | 0 | 0 |
| 01/01 | at Det-W | 1 | 0 | 3 | 3 | 0 | 1 | 5 | 0 | 0 | 0 | 0 | 0 | 0 | 0 |
| '16 TOTALS | | 13 | 9 | 62 | 46 | 16 | 1 | 5 | 1 | 4 | 4 | 0 | 5 | 0 | 0 |
| 01/08 | NYG-W | 1 | 3 | 2 | 1 | 0 | 0 | 0 | 0 | 0 | 0 | 0 | 0 | 0 | 0 |
| 01/15 | at Dal-W | 1 | 0 | 0 | 0 | 0 | 0 | 0 | 0 | 0 | 0 | 0 | 0 | 0 | 0 |
| 01/22 | at Atl-L | 1 | 0 | 2 | 2 | 0 | 0 | 0 | 0 | 0 | 0 | 0 | 0 | 0 | 0 |
| PLAYOFFS | | 3 | 1 | 5 | 4 | 1 | 0 | 0 | 0 | 0 | 0 | 0 | 0 | 0 | 0 |

*NFC Wild Card Playoff; *NFC Divisional Playoff; **NFC Championship*

CLAY MATTHEWS

LINEBACKER | SOUTHERN CALIFORNIA

Ninth NFL Season | Ninth Packers Season

PRO BOWLS: 2009-12, 2014-15



Ht: 6-3 | Wt: 255 | Born: May 14, 1986 | NFL Games Played/Started: 113/107 | Acquired: D1B-09

PRO HIGHLIGHTS:

➤ Played in 12 games with nine starts (six at OLB, three at ILB) in 2016, missing four contests (Weeks 3, 8-10) due to ankle/hamstring injuries. Also suffered a shoulder injury in Week 12 that would limit him the rest of the season. Registered 24 tackles (19 solo), five sacks (No. 3 on the team), six tackles for a loss, 13 QB hits (No. 4 on the team) and 14 pressures (tied for No. 2).

➤ Has recorded five-plus sacks in each of his eight seasons in the league. Is one of six NFL players to record five-plus sacks in each season from 2009-16.

➤ Recorded a sack during the 2016 postseason, upping his total to 11 in 15 career playoff games, the most in franchise postseason history (since 1982) and tied for No. 5 in NFL postseason history. Became just the fourth NFL player to reach the 10-sack mark for his career in the postseason in 11 or fewer playoff games, joining LaMarr Woodley (six games), Richard Dent (seven) and Terrell Suggs (nine).

➤ Started all 16 games for the second straight season in 2015, opening every game at MLB, and earned his sixth selection to the Pro Bowl (first at inside linebacker).

➤ Ranked No. 2 on the team in 2015 with a career-high 84 tackles (56 solo) and 6½ sacks. Led the team in QB pressures (27) and QB hits (14) while also recording an interception, a fumble recovery and three passes defended.

➤ In 2014, started four games at LOLB, six at ROLB and six at MLB. Played on the inside for the first time in his career beginning in Week 10.

➤ Recorded 69 tackles, a team-best 11.0 sacks (No. 12 in the NFL), an interception, two forced fumbles, six passes defended, 17 QB hits (tied for No. 2 on the team) and 21 pressures (No. 2 on the team) in 2014.

➤ Joined Houston DE J.J. Watt and Denver OLB DeMarcus Ware as the only players in the league with at least one interception, one forced fumble and 10 sacks in 2014.

➤ Appeared in 11 games in 2013, missing five contests due to a broken thumb. The injury sidelined him for four games (Weeks 6-9) and was aggravated in Week 16, ultimately ending his season.

➤ Returned to the ROLB position for the 2012 campaign and was en route to what would have been his finest statistical season when a hamstring injury suffered in Week 10 sidelined him for four games (Weeks 11-14).

➤ Finished the 2012 season having started all 12 games in which he appeared, registering 60 tackles (45 solo), 13 sacks, four passes defended and a forced fumble, earning his fourth consecutive bid to the Pro Bowl.

➤ Started all 15 games in which he played for the second consecutive season in 2011, finishing with 69 tackles (49 solo), six sacks and three forced fumbles.

➤ Set career highs with three interceptions and nine passes defended in 2011. The INT total was tied for the most by a Green Bay LB since 1984.

➤ Scored a touchdown on a fumble return in 2009 and returned interceptions for TDs in both 2010 and 2011, be-

AT A GLANCE ...

- Has earned six Pro Bowl selections in his eight-year career, two more than any Packers linebacker and tied with DE Reggie White for the second-most selections by a defensive player in team history, trailing only 5 Willie Wood (eight).
- Ranks No. 2 on the Packers' all-time list (since 1982) with 72½ career sacks, trailing only Kabere Gbaja-Biamila (74½). Is tied for No. 1 in franchise history (since 1982) with four 10-sack seasons (White and Gbaja-Biamila).
- Joins DE Julius Peppers (73 and seven) as the only active players in the NFL with 60-plus sacks (72½) and five-plus interceptions (six) from 2009-16.
- Became the first player in franchise history to earn Pro Bowl recognition in each of his first four seasons in the league (2009-12).
- Recorded a sack during the 2016 postseason, upping his total to 11 in 15 career playoff games, the most in franchise postseason history (since 1982) and tied for No. 5 in NFL playoff history.
- Is the only player in franchise history to score a defensive TD (interception or fumble return) in each of his first three seasons in the league (2009-11).
- Named first-team All-Pro by *The Associated Press* in 2010, the first Green Bay LB to earn that honor since Tim Harris in 1989. Finished second to Pittsburgh safety Troy Polamalu in the AP's Defensive Player of the Year voting in 2010.
- Entered Southern California as a walk-on linebacker in 2004 and finished his career by earning second-team All-Pacific-10 honors as a senior in 2008.
- Father, Clay Jr., played linebacker for 19 seasons in the NFL with the Cleveland Browns (1978-93) and Atlanta Falcons (1994-96), and his grandfather, Clay Sr., played defensive end for four seasons with the San Francisco 49ers (1950, '53-'55).
- When he took the field for the first time with the Packers in the '09 opener, the Matthews family became only the second one with three generations of NFL players, joining the Pynes (George Pyne Jr., George Pyne III and Jim Pyne).

coming the first player in franchise history to score a defensive TD in each of his first three seasons in the league.

➤ At the conclusion of 2011, his 29½ career sacks tied LB Tony Bennett's franchise record for the most sacks by a Packer in his first three seasons in the NFL.

➤ Named first-team All-Pro by *The Associated Press* in 2010, the first Green Bay LB to earn that honor since Tim Harris in 1989. Finished second to Pittsburgh safety Troy Polamalu in the AP's Defensive Player of the Year voting in '10.

➤ Was voted the 2010 NFL Defensive MVP by *Pro Football Weekly* and Defensive Player of the Year by *Sporting News*, while also earning NFC Defensive Player of the Year honors from the Committee of 101.

➤ Finished fourth in the NFL with 13½ sacks in 2010, adding 83 tackles (55 solo), and helped the Packers rank tied for No. 2 in the NFL with 47 sacks as a team. Green Bay's highest finish in the category since sacks began to be recorded as a team stat in 1963.

➤ Became the first Packer to record a sack in each of his first three playoff contests.

- Became the only Packer (since 1982) to record a double-digit sack total in each of his first two seasons in the league.
- Became the first NFL player to post 10-plus sacks and a defensive TD in each of his first two seasons in the league.
- Burst onto the scene in 2009 with a franchise rookie-record 10 sacks, becoming the first Packers rookie since WR James Lofton in 1978 to be selected to the Pro Bowl.
- Was selected to the Pro Football Weekly/PFWA All-Rookie team, earned Pepsi NFL Rookie of the Week honors twice (Weeks 6 and 10), and finished third in the AP's NFL Defensive Rookie of the Year voting.
- His 17 sacks in his first 20 games were the most by an NFL player to start a career at that time, topping the previous mark of 16½ set by San Diego's Leslie O'Neal (1986, 1988) and the N.Y. Jets' John Abraham (2000-01).
- Has been named NFC Defensive Player of the Week four times in his career (Week 13 of 2009; Weeks 2 and 9 in 2010; Week 16 of 2014). Is tied with CB/S Charles Woodson for the most POW awards by a defensive player in franchise history.
- Became the first player GM Ted Thompson moved up into the first round to select in the 10 drafts he had run to that point (five each with Seattle and Green Bay). The Packers acquired the pick from the Patriots, along with a fifth-round pick (No. 162 overall), in exchange for Green Bay's second-round choice (No. 41 overall) and two third-round selections (Nos. 73 and 83).

2016 SEASON: Played in 12 games with nine starts (six at OLB, three at ILB) and ranked No. 3 on the team with five sacks...Registered 24 tackles (19 solo), six tackles for a loss, 13 QB hits (No. 4 on the team) and 14 pressures (tied for No. 2)...Part of a run defense that ranked No. 8 in the league in rushing yards allowed per game (94.7) and No. 7 in runs of 10-plus yards allowed (37)...Was sidelined for four contests (Weeks 3, 8-10) due to hamstring/ankle injuries and was limited after suffering a shoulder injury in Week 12, playing fewer than 30 snaps in three straight games (Weeks 13-15)...Started all three postseason games and recorded four tackles (three solo), a sack, a fumble recovery, a forced fumble, three QB hits and two QB pressures...**At Jacksonville (Sept. 11):** Started at LOLB and finished with four tackles (three solo), a sack, a QB pressure and a QB hit. Came from the right side to beat LT Kelvin Beachum for a 10-yard sack of QB Blake Bortles on third-and-2 midway through the first quarter. Added a tackle for a loss later in the first quarter, powering his way into the backfield to bring down RB T.J. Yeldon for a 7-yard loss...**At Minnesota (Sept. 18):** Started at ROLB and posted three tackles (all solo), a sack, three QB pressures and two QB hits. On a third-and-2 early in the third quarter, fought off a block from T Matt Kaili to sack QB Sam Bradford for a 7-yard loss and force a Minnesota punt...**Vs. Detroit (Sept. 25):** Inactive (ankle/hamstring), snapping a streak of 34 straight games played in the regular season...**Vs. N.Y. Giants (Oct. 9):** Returned to action, starting at ROLB and posting three tackles (all solo), a sack, a

MOST PRO BOWLS WITH THE PACKERS, BY POSITION

Quarterbacks

| | | |
|---|---------------|---------------------------------|
| 9 | Brett Favre | 1992-93, 1995-97, 2001-03, 2007 |
| 6 | Aaron Rodgers | 2009, 2011-12, 2014-16 |
| 4 | Bart Starr | 1960-62, 1966 |

Running Backs

| | | |
|---|---------------------|---------------|
| 5 | FB Jim Taylor | 1960-64 |
| 4 | RB Ahman Green | 2001-04 |
| 3 | FB John Kuhn | 2011, 2014-15 |
| | RB John Brockington | 1971-73 |
| | B Cecil Isbell | 1938, 1941-42 |
| 2 | HB Paul Hornung | 1959-60 |
| | B Lilly Grimes | 1950-51 |
| | B Larry Craig | 1941-42 |
| | B Clarke Hinkle | 1938, 1940 |

Wide Receivers

| | | |
|---|-----------------|---------------------|
| 7 | James Lofton | 1978, 1980-85 |
| 5 | Sterling Sharpe | 1989-90, 1992-94 |
| 4 | Donald Driver | 2002, 2006-07, 2010 |
| | E Billy Howton | 1952, 1955-57 |
| 3 | E Don Hutson | 1940-42 |

(Note: Hutson & Howton were selected as Ends)

Tight Ends

| | | |
|---|---------------|---------------|
| 3 | Mark Chmura | 1995, 1997-98 |
| | Paul Coffman | 1982-84 |
| | Bubba Franks | 2001-03 |
| 1 | Keith Jackson | 1996 |
| | Ron Kramer | 1962 |

Offensive Line

| | | |
|---|-------------------|------------------|
| 9 | T Forrest Gregg | 1959-64, 1966-68 |
| 7 | C Jim Ringo | 1957-63 |
| 5 | G Gale Gillingham | 1969-71, 1973-74 |

Defensive Line

| | | |
|---|-----------------|---------------------|
| 6 | DE Reggie White | 1993-98 |
| 5 | DE Willie Davis | 1963-67 |
| 4 | DT Henry Jordan | 1960-61, 1963, 1966 |

Note: The list does not include Packers who played in the game following the 1939 season. As the 1939 NFL champion, the Packers played the Pro All-Stars and their entire roster competed.

Linebackers

| | | |
|---|---------------|------------------|
| 6 | Clay Matthews | 2009-12, 2014-15 |
| 4 | Bill Forester | 1959-62 |
| 3 | Fred Carr | 1970, 1972, 1975 |
| | Dave Robinson | 1966-67, 1969 |
| | Roger Zatkoff | 1954-56 |

Defensive Backs

| | | |
|---|--------------------|---------------|
| 8 | S Willie Wood | 1962, 1964-70 |
| 5 | CB Herb Adderley | 1963-67 |
| 4 | S LeRoy Butler | 1993, 1996-98 |
| | DB Bobby Dillon | 1955-58 |
| | CB Charles Woodson | 2008-11 |
| 3 | CB Willie Buchanon | 1973-74, 1978 |
| | S Nick Collins | 2008-10 |

Special Teams

| | | |
|---|------------------|------------|
| 2 | K Chester Marcol | 1972, 1974 |
| 1 | KR Roell Preston | 1998 |
| | ST Travis Jervey | 1997 |
| | KR Steve Odum | 1975 |
| | K Don Chandler | 1967 |

MOST PRO BOWLS, WITH GREEN BAY

| | | |
|---|--------------------|---------------------------------|
| 9 | QB Brett Favre | 1992-93, 1995-97, 2001-03, 2007 |
| | T Forrest Gregg | 1959-64, 1966-68 |
| 8 | S Willie Wood | 1962, 1964-70 |
| 7 | WR James Lofton | 1978, 1980-85 |
| | C Jim Ringo | 1957-63 |
| 6 | LB Clay Matthews | 2009-12, 2014-15 |
| | QB Aaron Rodgers | 2009, 2011-12, 2014-16 |
| | DE Reggie White | 1993-98 |
| 5 | CB Herb Adderley | 1963-67 |
| | DE Willie Davis | 1963-67 |
| | G Gale Gillingham | 1969-71, 1973-74 |
| | WR Sterling Sharpe | 1989-90, 1992-94 |
| | FB Jim Taylor | 1960-64 |
| 4 | S LeRoy Butler | 1993, 1996-98 |
| | LB Fred Carr | 1970, 1972, 1974-75 |
| | DB Bobby Dillon | 1955-58 |
| | WR Donald Driver | 2002, 2006-07, 2010 |
| | LB Bill Forester | 1959-62 |
| | RB Ahman Green | 2001-04 |
| | E Billy Howton | 1952, 1955-57 |
| | DT Henry Jordan | 1960-61, 1963, 1966 |
| | QB Bart Starr | 1960-62, 1966 |
| | CB Charles Woodson | 2008-11 |



Willie Wood (above) went undrafted in 1960 after playing quarterback and defensive back at Southern Cal during the one-plateau era of college football, but he was chosen for eight Pro Bowls.

pressure and three QB hits. Early in the third quarter, fought off a block from LT Ereck Flowers to bring down QB Eli Manning for a 3-yard sack, the first time Matthews started a season with a sack in each of his first three games played...
Vs. Chicago (Oct. 20): Started at ROLB and played 27 snaps, recording four tackles (three solo), a team-high three QB hits and a pressure...
At Philadelphia (Nov. 28): With injuries to starters Jake Ryan and Blake Martinez, started at ILB and played 44 snaps, finishing with five tackles (four solo), a sack, a QB hit and a pressure. Beat G Isaac Seumalo to get to QB Carson Wentz for a 10-yard sack in the fourth quarter as Wentz attempted to gather himself to throw after picking up a fumbled snap. Left the game briefly in the first half due to a shoulder injury...
Vs. Minnesota (Dec. 24): Played 55 snaps and registered a sack, a forced fumble, two passes defended, three QB pressures and a QB hit. On the Vikings' second drive, came off the right side to bat down a Bradford pass on third-and-goal from the 4 to force Minnesota to settle for a FG. Early in the second quarter, put a spin move on T.T.J. Clemmings to put a hit on Bradford and force an incompleton on second-and-6 at the Green Bay 12. Late in the first half with the Vikings in Green Bay territory, blew by Clemmings to sack Bradford, forcing a fumble that DT Mike Daniels recovered at the Green Bay 46, field position that the Packers would use to score on a QB Aaron Rodgers 6-yard TD run to take a 28-13 lead at the half. Had another pass defended on a third down, coming on a pass rush before dropping back to deflect Bradford's screen pass intended for WR Adam Thielen to force a Minnesota punt...
Vs. N.Y. Giants (NFC Wild Card, Jan. 8): Started at ROLB and played 52 snaps, finishing with a sack, a forced fumble and a fumble recovery. Midway through the fourth quarter, beat Flowers to knock the ball out from Manning at the New York 40, with the ball going forward on the ground to near midfield. Alertly stayed with the play, drilling RB Paul Perkins to jar the ball loose as Perkins attempted to regain possession, and then recovered it at the Green Bay 45. The forced fumble was the fifth of his career in the playoffs, the most in the NFL since 2009...
At Dallas (NFC Divisional, Jan. 15): Started at ROLB and appeared on 49 plays, posting a solo tackle. On the Cowboys' final offensive play, came around on a stunt to drill QB Dak Prescott as LB Julius Peppers occupied T Tyrone Smith and G Ronald Leary, forcing an incomplete pass that was batted down by LB Nick Perry as Dallas was forced to settle for a game-tying 52-yard FG.

2015: Started all 16 games in back-to-back seasons for the first time in his career, opening every game at MLB... Ranked No. 2 on the team with a career-high 84 tackles (56 solo) and 6½ sacks... Led the team in QB pressures (27) and QB hits (14)... Added an interception, a fumble recovery and three passes defended... Was selected to his sixth Pro Bowl in seven seasons... Started both postseason games and posted 11 tackles (nine solo), 1½ sacks, three QB hits, two pressures and a forced fumble...
At Chicago (Sept. 13): Made one of the critical plays in the game with just under four minutes remaining when he picked off QB Jay Cutler in Green Bay territory with the Packers protecting a 24-16 lead. On the play, was lined up on the inside and dropped to his left into coverage, stepping in front of TE Martellus Bennett at the Green Bay 20 and returning the interception 42 yards as he took it down the left sideline before turning it up the field. It was the second-longest return of his career and the second straight year that he posted an INT return of 40-plus yards at Chicago (40-yard return, Sept. 28, 2014)...
Vs. Kansas City (Sept. 28): Registered two sacks, the 13th two-sack game of his career (No. 4 in team history). Finished with five tackles (four solo) and added a team-high six QB pressures and a QB hit...
At San Francisco (Oct. 4): Shot between Daniels and DT B.J. Raji to come up the middle untouched to get to QB

Colin Kaepernick for an 8-yard sack on a third down midway through the third quarter to force a San Francisco punt. Finished with three tackles (two solo), three pressures and a QB hit...
Vs. St. Louis (Oct. 11): Midway through the first quarter, came from around the right end from his MLB spot to share a 7-yard sack of QB Nick Foles with Perry. With 4:40 remaining in the fourth quarter, perfectly timed a blitz up the middle to get to Foles untouched for an 8-yard sack. Finished with five tackles (two solo), three QB hits and two pressures...
Vs. San Diego (Oct. 18): Finished with seven tackles (four solo), a team-high four QB hits, a team-best four pressures and a fumble recovery. Registered the first fumble recovery since his rookie season of 2009 when he dove on RB Melvin Gordon's fumble forced by S Ha Ha Clinton-Dix at the San Diego 34 with a little over six minutes remaining in the first half. On first-and-goal from the Green Bay 3 with 33 seconds remaining and the Packers leading, 27-20, stuffed RB Danny Woodhead for just a 1-yard gain...
At Denver (Nov. 1): Departed the game briefly in the third quarter with an ankle injury, but did return. Registered eight tackles (seven solo) and a QB hit...
Vs. Detroit (Nov. 15): Played all 65 snaps, one of two defenders to do so (S Morgan Burnett). Recorded seven tackles (four solo) and two passes defended, with the pass breakups coming on back-to-back plays in the first quarter to help force a three-and-out...
At Minnesota (Nov. 22): Tied for the team lead with 10 tackles (eight solo). Fought off a block from TE Kyle Rudolph to get to RB Adrian Peterson in the backfield and trip him up for a 3-yard loss late in the second quarter. Midway through the third quarter, blew past a block attempt from FB Zach Line to drop Peterson for another 3-yard loss...
Vs. Dallas (Dec. 13): Led the team with eight tackles (five solo), a sack, two pressures and a QB hit. Came untouched between RT and RG to drill QB Matt Cassel for an 8-yard sack on third down on the opening play of the fourth quarter, forcing a Dallas punt...
Vs. Minnesota (Jan. 3): Appeared on all 48 plays and registered two tackles (both solo), a sack and a QB pressure. Blew by Kaiil and jumped on QB Teddy Bridgewater as he scrambled to his right, bringing him down for a 5-yard sack on third down late in the first half to force the Vikings to settle for a FG...
At Washington (NFC Wild Card, Jan. 10): Recorded four tackles (three solo), 1.5 sacks, a forced fumble, a QB hit and a pressure. Late in the first quarter, came up the middle and shook off a block from FB Darrel Young before chasing down QB Kirk Cousins for a 12-yard sack, also forcing a fumble that Cousins recovered. In the fourth quarter, came around on a stunt and blew past LT Trent Williams for a shared 9-yard sack with Perry. Brought his career postseason sack total to 10.0, further extending his franchise record. Became just the fourth NFL player to reach the 10-sack mark for his career in the postseason in 11 or fewer playoff games, joining Woodley (six), Dent (seven) and Suggs (nine). Teamed with DT Letroy Guion to bring down RB Alfred Morris for a 1-yard loss on second-and-goal from the 1 midway through the first quarter as part of a critical goal-line stand...
At Arizona (NFC Divisional, Jan. 16): Played all 66 snaps and tied for the team lead with seven tackles (six solo), a pressure and two QB hits.

2014: Started all 16 games for the first time in his career, opening four at LOLB, six at ROLB and six at MLB, and recorded 69 tackles (53 solo), a team-best 11.0 sacks, an interception, two forced fumbles, six passes defended, 17 QB hits and 21 pressures... Was named to the Pro Bowl for the fifth time in his career... Ranked No. 5 on the team in tackles, No. 2 in pressures and tied for No. 2 in QB hits... Was tied for No. 12 in the league in sacks... Posted 6½ sacks in the month of December, which ranked No. 4 in the league... Was one of only three players in the NFL with at least 10 sacks, an interception and a forced fumble (Watt and Ware)... His

move to ILB coincided with a run defense that allowed 86.4 yards per game over the final eight contests, No. 5 in the NFL over that span, and 3.6 yards per carry, No. 6 in the league over that span...Started both postseason games and registered nine tackles (seven solo) and a sack...**Vs. N.Y. Jets (Sept. 14):** Started at ROLB as the Packers opened in a 4-3 alignment and registered five tackles (four solo), a sack, a pass defended, a QB hit and two pressures...**At Detroit (Sept. 21):** Started at LOLB and posted four tackles (three solo), a QB hit, two pressures and a pass defended. Left the game in the fourth quarter due to a groin injury and did not return...**At Chicago (Sept. 28):** Registered his first interception since Dec. 25, 2011 (vs. Chicago), picking off a Cutler pass in the third quarter that was deflected by CB Tramon Williams. The pass, intended for WR Josh Morgan near the 20-yard line, bounced back to Matthews at the Green Bay 25 and was returned 40 yards by him down the left sideline to the Chicago 35. The turnover resulted in seven points for Green Bay six plays later...**At Miami (Oct. 12):** Appeared on 49 snaps and recorded a forced fumble, a QB hit and a pass defended. Batted a QB Ryan Tannehill pass at the line intended for WR Mike Wallace late in the fourth quarter. Later on in the series, put a hit on Tannehill as he flushed him from the pocket and forced the QB to throw the ball out of bounds, helping to preserve time on the clock for an offense that would need it on its game-winning drive. On the final play of the game, forced a fumble on an attempted lateral that was recovered by Peppers at the Miami 47...**Vs. Carolina (Oct. 19):** Shared a 7-yard sack of QB Cam Newton in the fourth quarter with Peppers, walking back LT David Foucat to get to Newton. Posted four tackles (three solo), two QB hits and a team-high three pressures...**At New Orleans (Oct. 26):** Started at ROLB and recorded five tackles (three solo) and a sack. On the sack, came off the right side to beat T Terron Armstead before chasing down QB Drew Brees and tripping him up for a 5-yard loss on first down late in the first half as the Saints were forced to settle for a field goal...**Vs. Chicago (Nov. 9):** Started on the inside for the first time in his career, opening at MLB next to BLB A.J. Hawk. Recorded 10 tackles (nine solo), a sack, a QB hit and two pressures. Lined up at ROLB late in the first quarter, beat T Jermon Bushrod to get to Cutler and bring him down for a 5-yard loss on third down to force a Chicago punt. From his spot on the inside, came around the right side of the line untouched on an end-around to WR Chris Williams, perfectly diagnosing the run and delivering a punishing tackle for an 8-yard loss on the play...**Vs. Philadelphia (Nov. 16):** Registered five tackles (four solo), a sack, a QB hit and a pass defended. On third-and-2 at the Green Bay 5 early in the second quarter, came free off the left side to sack QB Mark Sanchez for a 10-yard loss as the Eagles were forced to settle for a field goal...**Vs. Atlanta (Dec. 8):** Started at MLB for the fifth straight game, appearing on all 67 snaps, and posted five tackles (four solo), a sack, a QB hit and a pressure. On a third-and-10 in the third quarter, sacked QB Matt Ryan for a 1-yard loss at the Green Bay 32 to force an

Atlanta field goal. Came from ROLB on the play, where he was matched up with his cousin, LT Jake Matthews, fighting off a block and continuing to pursue Ryan in the pocket to make the sack...**At Buffalo (Dec. 14):** Returned to the ROLB spot in the starting lineup and played all 68 snaps, one of three Green Bay defensive players to do so. Finished with four tackles (all solo), two sacks, two QB hits and a pressure. On a third-and-17 at the Green Bay 36 late in the third quarter, came up the middle to bring QB Kyle Orton down for an 8-yard sack as the defense pushed the Bills out of field-goal range. On a third down in the fourth quarter, came from his ROLB spot and fought off a block from LT Cordy Glenn to bring Orton down for a 2-yard sack as Buffalo was forced to settle for a field goal...**At Tampa Bay (Dec. 21):** Started at ROLB and led the team with a season-high 2½ sacks. Finished with four tackles (three solo), a QB hit and two pressures. Recorded multiple sacks in back-to-back regular-season games for the third time in his career (Weeks 1-2 in 2010 and 2012). Named NFC Defensive Player of the Week for his performance. On the first sack, blew past OL Garrett Gilkey to bring QB Josh McCown down for a 6-yard loss in the second quarter. Made an inside move to beat T Demar Dotson as he brought McCown down for a 5-yard sack on third-and-18 midway through the third quarter. Shared a 7-yard sack of McCown with DE Datone Jones late in the fourth quarter...**Vs. Detroit (Dec. 28):** Started at MLB and posted four tackles (all solo), a sack and two pressures. Posted a sack for the fourth straight game, tying the longest single-season streak of his career, and for the seventh time in the last nine games. On the sack, initially dropped back into coverage before charging forward to bring QB Matthew Stafford down for a 6-yard loss on third-and-1 to force a Detroit punt on its opening possession. On the next series, made an inside move to blow past TE Kellen Davis and get into the backfield to bring down RB Joiqe Bell for a 4-yard loss...**At Seattle (NFC Championship, Jan. 18):** Started at MLB and posted five tackles (all solo) and a sack. Midway through the third quarter, lined up at ROLB and made an inside move to beat LT Russell Okung on his way to bringing down QB Russell Wilson for a 15-yard sack.

2013: Endured a frustrating season that was derailed twice by a broken right thumb, an injury that ultimately ended his season in Week 16...First sustained the fracture in Week 5 vs. Detroit (Oct. 5), missing the next four games (Weeks 6-9) before returning with a restrictive club cast in Week 10...Played Weeks 10-16 with casts of decreasing size before aggravating the injury vs. Pittsburgh in Week 16 and ultimately being shut down for the season...Both times, the injuries were suffered on sack plays...For the season, he started all 11 games in which he appeared, posting 50 tackles (30 solo), a team-leading 7½ sacks, three passes defended and a team-high and career-high-tying three forced fumbles...His final sack of the season marked the 50th of his career, making him just the fifth player in franchise history (since 1982) to reach the half-

HISTORY OF THE SACK STATISTIC

In 1947, the NFL implemented a new team statistic, yards lost attempting to pass. The new category allowed the league to separate gross yards passing from net yards, to more accurately reflect a team's passing performance. Net passing yards included yards lost by backs tackled on passing plays.

In 1963, Seymour Siwoff, president of the league's official statistical company, the Elias Sports Bureau, made a suggestion. Recognizing the "yards lost attempting to pass" figure needed a complement, he argued for a new category: number of times losing yards attempting to pass. The league agreed, and one of the NFL's top executives, Jim Kensil, first coined the term "sack," which is a dark-ages word, meaning to plunder a captured town. Kensil, who handled NFL public relations among other responsibilities, popularized the term in his stories and publicity materials.

In 1982, convinced by member-team PR directors (many of whom were convinced by their players), Elias and the NFL agreed to make individual sacks an official number. New rules were written, such as only two players can share in a sack.

Today, it's arguably the game's most popular defensive stat. Siwoff, whose bureau also tracks official numbers for MLB, the NBA and the NHL, still has the final word on every challenged sack, spending Tuesday or Wednesday in the film room at the league office.

century mark...**At San Francisco (Sept. 8):** Delivered an impactful performance, seeing time on 71 defensive plays and posting a career-high 10 tackles (eight solo), including three for a loss and a sack. His first TFL came on San Francisco's second drive when he shot inside of FB Bruce Miller and buried RB Kendall Hunter for a 7-yard loss. His first sack of the season came late in the second quarter when he rushed to the inside of the protection and beat LG Mike Lupati to take down Kaepernick for a 6-yard loss...**At Cincinnati (Sept. 22):** Finished with two tackles (both solo, both for a loss), a sack and a career-high two forced fumbles (that were recovered by the Packers), despite exiting the game just before halftime with a hamstring injury. First forced fumble came on a third-and-1 play with the Packers trailing, 14-3, in the second quarter. The Bengals attempted a running play to the opposite side off of RT, but he read the play and flew down the line to hit RB BenJarvus Green-Ellis and jar the ball loose, where it was recovered by S M.D. Jennings and returned 24 yards for a TD. Posted his first strip-sack of the season on the Bengals' next drive when he drilled QB Andy Dalton and knocked the ball out, where it was recovered by LB Brad Jones. His pair of turnovers resulted in 10 points amidst a 30-point unanswered stretch by Green Bay in the second and third quarters...**Vs. Detroit (Oct. 6):** Started and appeared on 42 defensive plays before departing in the third quarter with the thumb injury. Finished with six tackles (three solo), his third sack of the season and a pass defended. Suffered the injury on the sack play when he came free off the edge and dropped Stafford for a 12-yard loss...**Vs. Philadelphia (Nov. 10):** Returned to action after missing four games due to the thumb injury, wearing a protective club cast on his right hand. Started the game at ROLB and appeared on 36 defensive plays, finishing with three tackles (one solo)...**At Dallas (Dec. 15):** Posted three tackles (one solo), a half-sack, five QB hits and a pressure. Late in the fourth quarter, crashed toward QB Tony Romo on a run fake, missing the sack but creating enough pressure to rush the play and force Romo to misfire on a throw that was intercepted by CB Sam Shields and set up the Packers' game-winning TD drive...**Vs. Pittsburgh (Dec. 22):** Started and appeared on 21 defensive plays before re-injuring his thumb

on a second-quarter sack of QB Ben Roethlisberger, one that forced him from the game and ended his season. The sack was the 50th of his career as he became just the fifth player in franchise history to hit the half-century mark.

2012: Made the offseason transition back to his original position of ROLB and flourished in his return to what is the blindside for most QBs...Was on track to have what would have been his most prolific statistical season when a hamstring injury sustained in the second half of a Week 10 contest vs. Arizona sidelined him for the ensuing four games... Finished the regular season having played in 12 games (all starts), posting 60 tackles (45 solo), 13 sacks, four passes defended and a forced fumble...Selected to the Pro Bowl, becoming the first player in franchise history to be named to the all-star game in each of his first four seasons in the league...Was also named second-team All-Pro by AP...The sack total was the second highest of his career and ranked fifth in the NFL and second in the NFC, despite his missing a month of action...It marked his third double-digit sack season, placing him third all-time in team history in that category behind DEs Gbaja-Biamila and White (four)...Also started both playoff games and added three sacks...**Vs. San Francisco (Sept. 9):** Finished the season opener with four tackles (three solo) and 2½ sacks. Beat LT Joe Staley twice for sacks of QB Alex Smith during the game, the seventh multi-sack outing of his career...**Vs. Chicago (Sept. 13):** Had one of the most dominant outings of his career, finishing with seven tackles (six solo), a career-high 3½ sacks and a pass defended. Combined with his efforts in Week 1, the six sacks matched his personal best for the most sacks in a two-game span in his career (also had six in Weeks 1-2 of 2010). The 3½ sacks were the most in a game by a Green Bay defender since Gbaja-Biamila had four at Chicago on Jan. 2, 2005, and the yardage total (29) was the second highest of his career and helped result in a net passing total of 74 yards for the Bears...**At Houston (Oct. 14):** Key part of a front that limited Pro Bowl RB Arian Foster to a career-low (to that point) 1.7-yard average (min. 15 att), on 17 carries for 29 yards. Had back-to-back plays to thwart a drive in the first quarter, first beating LT Duane Brown to trip up Foster for a 1-yard loss in the

ALL-TIME SACKS – PACKERS (1982-2016)

| | | | | |
|--------------------------------|-----------------------------|----------------------------|----------------------------|----------------------------|
| Gbaja-Biamila, K. 74.5 | Thierry, J. 10.0 | Tuaolo, E. 4.5 | Fackrell, K. 2.0 | Lee, J. 1.0 |
| Matthews, C. 72.5 | Wayne, N. 10.0 | Williams, Tra. 4.5 | House, D. 2.0 | Marshall, T. 1.0 |
| White, R. 68.5 | Bishop, D. 9.0 | Wynn, J. 4.5 | Hunter, J. 2.0 | Martinez, B. 1.0 |
| Harris, T. 55.0 | Jones, D. 9.0 | Chillar, B. 4.0 | Johnson, J. 2.0 | McKenzie, M. 1.0 |
| Kampman, A. 54.0 | Walden, E. 9.0 | Elliott, J. 4.0 | Kuberski, B. 2.0 | Mitchell, R. 1.0 |
| Johnson, E. 41.5 | Lyon, B. 8.0 | Greene, T. 4.0 | Lattimore, J. 2.0 | Morris, J. 1.0 |
| Bennett, T. 36.0 | Martin, C. 8.0 | Harris, A. 4.0 | Lewis, C. 2.0 | Mulumba, A. 1.0 |
| Paup, B. 32.5 | Burnett, M. 7.5 | Hyde, M. 4.0 | Lowry, D. 2.0 | Neill, B. 1.0 |
| Holliday, V. 32.0 | Harris, B. 7.5 | Merrill, C. 4.0 | McBride, T. 2.0 | Palmer, N. 1.0 |
| Jenkins, C. 29.0 | Jurkovic, J. 7.5 | Moses, D. 4.0 | Nelson, B. 2.0 | Pennell, M. 1.0 |
| Dotson, S. 26.0 | Koonce, G. 7.5 | Bowens, D. 3.5 | Prather, G. 2.0 | Rollins, Q. 1.0 |
| Brown, R. 25.5 | Simmons, W. 7.5 | Cole, C. 3.5 | Smith, D.J. 2.0 | Shields, S. 1.0 |
| Peppers, J. 25.0 | Brown, G. 7.0 | Guion, L. 3.5 | Waddy, J. 2.0 | So'oto, V. 1.0 |
| Jones, S. 24.5 | Diggs, N. 7.0 | Johnson, C. 3.5 | Bush, J. 1.5 | Stills, K. 1.0 |
| Perry, N. 23.5 | Jones, T. 7.0 | Pickett, R. 3.5 | Davey, D. 1.5 | Terrell, P. 1.0 |
| Daniels, M. 22.0 | Scott, R. 7.0 | Roman, M. 3.5 | Jue, B. 1.5 | Thomas, B. 1.0 |
| Butler, L. 20.5 | Winter, B. 7.0 | Wilson, C. 3.5 | Lenon, P. 1.5 | Thomas, J. 1.0 |
| Anderson, J. 19.5 | Booker, V. 6.5 | Carroll, A. 3.0 | Leopold, B. 1.5 | Turner, R. 1.0 |
| Douglass, M. 19.0 | Evans, D. 6.0 | Greenwood, D. 3.0 | Navies, H. 1.5 | Vinson, F. 1.0 |
| Hawk, A. 19.0 | Sharper, D. 6.0 | Humphrey, D. 3.0 | Nickerson, H. 1.5 | Warren, S. 1.0 |
| Neal, M. 19.0 | Williams, B. 6.0 | Jolly, J. 3.0 | Prior, M. 1.5 | Watts, E. 1.0 |
| Carreker, A. 18.5 | Archambeau, L. 5.5 | Joyner, S. 3.0 | Smith, J. 1.5 | Weddington, M. 1.0 |
| McKenzie, K. 18.5 | Brags, B. 5.5 | LaBounty, M. 3.0 | Smith, L. 1.5 | Williams, Tyr. 1.0 |
| Hunt, C. 17.0 | Butler, M. 5.0 | Peterson, K. 3.0 | Barrington, S. 1.0 | Wingo, R. 1.0 |
| Williams, C. 17.0 | Holland, J. 5.0 | Reynolds, J. 3.0 | Browner, R. 1.0 | Caldwell, D. 0.5 |
| Barnett, N. 15.5 | Montgomery, M. 5.0 | Boyersky, J. 2.5 | Cade, M. 1.0 | Clavelle, S. 0.5 |
| Noble, B. 14.0 | Poppinga, B. 5.0 | McMichael, S. 2.5 | Collins, N. 1.0 | McGarrahan, S. 0.5 |
| Brock, M. 12.5 | Zombo, F. 5.0 | Nwokorie, C. 2.5 | Hall, M. 1.0 | Spears, R. 0.5 |
| Wilkins, G. 12.5 | Clinton-Dix, H. 4.5 | Robinson, E. 2.5 | Harvey, M. 1.0 | Sullivan, C. 0.5 |
| Woodson, C. 11.5 | Cumby, G. 4.5 | Truluck, R. 2.5 | Hawthorne, M. 1.0 | Williams, K. 0.5 |
| Murphy, M. 11.0 | Dent, B. 4.5 | Worthy, J. 2.5 | Holmes, J. 1.0 | |
| Patterson, S. 11.0 | Flanigan, J. 4.5 | Boyd, G. 2.0 | Jennings, M. 1.0 | |
| Raji, B.J. 11.0 | Jackson, G. 4.5 | Drost, J. 2.0 | Johnson, K. 1.0 | |
| Jones, B. 10.0 | Stephen, S. 4.5 | Edwards, A. 2.0 | Jordan, K. 1.0 | |

backfield and then exploding between C and LG to force QB Matt Schaub into a throwaway on third down that forced a punt...**Vs. Arizona (Nov. 4):** Started the game and appeared on 35 plays before suffering a hamstring injury in the third quarter. Fell awkwardly while wrapping up QB John Skelton and limped off following the play and did not return...**At Chicago (Dec. 16):** Returned to action after missing four games and made his presence felt almost immediately. Finished with seven tackles (all solo), two sacks and a pass defended. Made both of his sacks on stunts through the middle of the Bears' protection unit. Also was active in the run game, twice tackling RB Matt Forte behind the line of scrimmage for losses...**Vs. Minnesota (NFC Wild Card, Jan. 5):** Delivered another difference-making performance in the postseason, setting the tone for a defense that dominated the Vikings for the first three quarters as the Packers mounted a 24-3 lead. Finished with five tackles (four solo), two sacks, six QB hits and a forced fumble that he also recovered. Beat Kalil around the edge on Minnesota's first drive of the third quarter, punching the ball free from QB Joe Webb and quickly recovering it. Also helped cause another turnover later in the quarter as he diagnosed a play-action bootleg to his side, breaking down on Webb in the open field and forcing an errant throw that was intercepted by Shields downfield.

2011: Voted a Pro Bowl starter for the NFC for the second consecutive season and became the first Packer since RB John Brockington (1971-73) to be named to the all-star game in each of his first three seasons in the NFL...Was again one of two OLBs to earn All-NFC honors from *Pro Football Weekly*/PFWA...Started each of the first 15 games before being rested in the regular-season finale with the No. 1 seed in the playoffs secured...For the season, tallied 69 tackles (49 solo), six sacks and three forced fumbles...Marked his third straight season leading the team in sacks and despite the lower total, his combined 38½ QB knock-downs and hurries still ranked No. 4 in the NFL according to STATS LLC...Also showed continued development in pass coverage, registering new career highs with nine passes defended and three interceptions, one of which he returned for a TD...The TD return came at the N.Y. Giants in Week 13 when he intercepted Manning and raced 38 yards down the sideline, becoming the first player in franchise history to score a defensive TD in each of his first three seasons in the league...Joined Miami's Kevin Burnett as the only two NFL LBs to return an interception for a TD in both 2010 and 2011...**Vs. New Orleans (Sept. 8):** Recorded five tackles (three solo, one for a loss), and was an integral part of a short-yardage defensive stand that helped preserve a victory in the season opener for the second consecutive year. On the game's final play, got clear of T Charles Brown and fought off a block from TE David Thomas to lay the initial hit on RB Mark Ingram at the goal line as time expired to preserve the 42-34 win...**Vs. St. Louis (Oct. 16):** Credited with two tackles (one solo), a career-high three passes defended and his second sack of the season in the team's 24-3 win. Registered his first sack since Week 2 on the Rams' final drive of the game after he lined up on the inside and darted past LG Jacob Bell to drop Bradford for a 7-yard loss that resulted in a turnover on downs and allowed Green Bay to run out the remaining time...**Vs. Minnesota (Nov. 14):** Posted six tackles (five solo) and a season-high two sacks, the sixth multi-sack game of his career. Sacked QB Christian Ponder on the Vikings' opening drive of the game, also jarring the ball loose, but it was recovered by Minnesota. Second sack came in the third quarter when he ripped his way past RT Phil Loadholt and chased Ponder before slamming him down for an 11-yard loss on a drive that ended with a turnover on downs...**At N.Y. Giants (Dec. 4):** Finished with three tackles (two solo) and forced two turnovers with a strip-sack and his then-career-high sec-

ond INT. Became the first Packers LB since Nick Barnett in 2003 to record an INT in back-to-back games when he intercepted Manning on the first play of the second quarter, returning it 38 yards for a TD, his second career INT-TD. On the play, stepped in front of Manning's pass intended for RB Ahmad Bradshaw in the right flat, catching the ball in stride and going untouched down the sideline to give Green Bay its first lead, 14-10. With the return, became the first player in franchise history to score a defensive TD (fumble or INT return) in each of his first three seasons in the league and tied Mike Douglass for first place in franchise history for TD returns among LBs. Later in the quarter, recorded his sixth sack of the season when he fought past RT Kareem McKenzie and hit Manning, forcing the ball out as the QB cocked his arm back to release it. Raji picked up the ball and upon review, it was ruled a fumble, robbing the Giants of yet another possession. With the sack, tied Bennett's team record for most sacks in his first three seasons with 29½...**At Kansas City (Dec. 18):** Posted nine tackles (six solo) and a QB hit. Stayed home on an end-around to RB Dexter McCluster in the second quarter, forcing the elusive RB to the inside, where LB D.J. Smith and DE C.J. Wilson tackled him for a 1-yard loss. Also maintained close coverage on McCluster on a third-down red-zone play in the fourth quarter, tackling him at the Packers' 2-yard line to force a FG...**Vs. Chicago (Dec. 25):** Once again made a series of impactful plays during the game, finishing with eight tackles (six solo, one for a loss), a QB hit and a forced fumble, and added to his career high with his third INT of the season. The tackle for a loss and the forced fumble came when he blew up a second-quarter screen pass from McCown to RB Kahlil Bell. On the play, had dropped in coverage but diagnosed the screen, racing forward and slipping past G Chris Spencer to hit Bell for a 3-yard loss and jar the ball loose, but it was recovered by McCown. Six plays later in the drive, he made another turnover play when he noticed FB Tyler Clutts releasing behind him into the right flat and stepped back from his rush, jumping to intercept McCown, who tried to complete it to the FB, his third INT of the season...**Vs. Detroit (Jan. 1):** Was listed as a gameday inactive as the coaching staff chose to rest him in advance of the postseason with the team having already clinched the NFC's No. 1 seed. Snapped a streak of 29 consecutive starts (including playoffs) that dated back to Week 6 of the 2010 regular season.

2010: Appeared in 15 games, starting all of those at LOLB, along with four starts there in the postseason...Selected as a Pro Bowl starter for the first time...Named first team All-Pro by AP, the first Green Bay linebacker to earn that honor since Harris in 1989...Finished second to Polamalu in the AP's Defensive Player of the Year voting...Was named NFL Defensive MVP by *Pro Football Weekly*, and also earned NFC Defensive Player of the Year recognition from *Sporting News* and the Committee of 101...Earned All-NFC recognition from *Pro Football Weekly*...Led the team with 13½ sacks, which ranked No. 2 in the NFC and No. 4 in the NFL...Posted a career-high 83 tackles (55 solo), good for fourth on the team, and led the team with 40 QB hits...Added his first career INT, which he returned for a TD, four passes defended and two forced fumbles...Led the defense with 3½ sacks in the playoffs, a franchise record for a single postseason...Added 20 tackles (18 solo), a fumble recovery, a forced fumble and a pass defended...Didn't play at all during the preseason due to a left hamstring injury sustained in the Family Night scrimmage on Aug. 7...A reaggravation of that injury would force him to miss the Week 6 contest vs. Miami...**At Philadelphia (Sept. 12):** Led the team with three sacks and a career-best nine tackles (eight solo). Added four QB hits, a forced fumble and a pass defended. Dropped QB Kevin Kolb for an 8-yard loss on the Eagles' third play, and sacked the

QB once more in the second quarter, forcing a fumble that went out of bounds on third down; Kolb sustained a concussion on the play. Added a sack of QB Michael Vick in the third quarter, and then on a fourth-and-1 on the final drive of the game, dove to wrap up Vick for no gain with assistance from Barnett and Jones to preserve the 27-20 win...**Vs. Buffalo (Sept. 19):** Posted his second straight three-sack game, becoming the first player in team history (since 1982) to do so. Earned NFC Defensive Player of the Week honors for the performance, which included seven tackles (four solo). Set a team record for the most sacks in the first two games of a season with six. Dropped QB Trent Edwards for a 13-yard loss on third down of the Bills' opening possession, and added two more sacks in the second half to total 33 yards in losses, the most by a Packer since White's 35 yards on two sacks vs. Minnesota (Oct. 22, 1995)...**At Washington (Oct. 10):** Recorded six tackles (five solo), 1½ sacks, six QB hits and a pass defended, but injured his left hamstring late in the third quarter and did not return. Split a 7-yard sack with Raji in the second quarter and dropped QB Donovan McNabb for a 2-yard loss on the Redskins' next possession...**Vs. Miami (Oct. 17):** Tested his injured hamstring in pregame warm-ups after not practicing all week, but was inactive for the first time in his career...**Vs. Minnesota (Oct. 24):** Returned to action, playing every snap and registering six tackles (one solo), two QB hits and a pressure...**At N.Y. Jets (Oct. 31):** Posted five tackles (four solo), a sack, three QB hits and two pressures. Recorded a 6-yard sack of former college teammate Mark Sanchez late in the fourth quarter on third down, using a spin move inside to beat veteran T Damien Woody...**Vs. Dallas (Nov. 7):** Earned NFC Defensive Player of the Week honors for the second time on the season with five tackles (three solo), a sack, three QB hits and a 62-yard TD return on his first career interception. Dropped QB Jon Kitna for an 8-yard loss early in the second quarter, giving him 10½ sacks on the season to become the first player in team history to record 10-plus sacks in each of his first two seasons. In the fourth quarter, intercepted a Kitna pass near the line after it was tipped by Hawk and returned it 62 yards for a TD. With the score, became first player in NFL history to post a double-digit sack total and a defensive score in each of his first two seasons in the league...**Vs. N.Y. Giants (Dec. 26):** Had six tackles (five solo), including one for a loss, two QB hits, three QB pressures and a forced fumble. With Green Bay holding a 31-17 lead late in the third quarter, hustled down the field after a 21-yard run by RB Brandon Jacobs to punch the ball from his arms near the sideline, a fumble that was recovered by S Nick Collins at the Green Bay 27...**Vs. Chicago (Jan. 2):** Recorded four tackles (three solo), a sack and two QB hurries. Sacked Cutler for a 6-yard loss in the fourth quarter, giving him 13½ sacks for the season, the most since DE Aaron Kampman's 15½ in 2006...**At Philadelphia (NFC Wild Card, Jan. 9):** Posted three tackles (all solo), a sack and four QB hits. Sacked Vick for a 12-yard loss early in the second quarter to force a punt...**At Atlanta (NFC Divisional, Jan. 15):** Registered a playoff career-high two sacks, along with five tackles (four solo), two QB hits and a fumble recovery. Became the first Packer since Kampman (at Philadelphia, Jan. 11, 2004) to post two sacks in a playoff game. Brought down Ryan for a 4-yard loss on the Falcons' second possession, and sacked him once more for a 9-yard loss late in the first half. Recovered a Ryan fumble in the fourth quarter...**At Chicago (NFC Championship, Jan. 23):** Recorded a postseason career-high eight tackles (six solo), two QB hits and a half-sack. Split a 5-yard sack of Cutler with DE Cullen Jenkins in the first quarter to force a punt...**Vs. Pittsburgh (Super Bowl XLV, Feb. 6):** Despite not recording at least a half-sack for the first time in his playoff career, made arguably the game's most impactful play. On the first play of the fourth quarter, after

diagnosing a run to his side, instructed DE Ryan Pickett to force the play to the outside. Slipped behind a block attempt by TE David Johnson to meet RB Rashard Mendenhall, hitting him high on his right side, almost directly on the ball. Jarred the ball loose before finishing the hit by taking Mendenhall to the ground. LB Desmond Bishop recovered the ball at the Green Bay 38 and rumbled 7 yards before being tackled. The Packers cashed in on the turnover with an 8-yard TD pass from Rodgers to WR Greg Jennings eight plays later, extending their lead to 28-17, ultimately the difference in the game. Finished the contest with four tackles (all solo), including one for a loss, two QB hits and a pass defended.

2009: Played in all 16 games with 13 starts at ROLB, and started the team's playoff contest...Was named to the Pro Bowl, becoming the first Packers rookie since Lofton in 1978 to earn the recognition...Was initially a first alternate, but earned the trip as an injury replacement for Chicago LB Lance Briggs...Was also selected to the *Pro Football Weekly*/PFWA All-Rookie team...Finished third in AP Defensive Rookie of the Year voting...Led the team with 10 sacks, the most by a Packers rookie in franchise history since the stat became official in 1982...Became only the second Green Bay rookie to lead the team in sacks (Harris, 1986)...His 10 sacks ranked second in the NFL among rookies behind only Washington's Brian Orakpo (11.0)...Led the team with three fumble recoveries, which led all NFL rookies, including one he returned for a TD...Registered 58 tackles (42 solo), a forced fumble, six passes defended, and a team-leading 35 QB hits...Sideline for first three preseason games due to an injured hamstring that he aggravated in Aug. 6 night practice...Originally suffered the hamstring injury during USC Pro Day and aggravated it in May during OTAs...**Vs. Cincinnati (Sept. 20):** Posted the first sack of his career when he brought down QB Carson Palmer for a 9-yard loss in the second quarter...**At Minnesota (Oct. 5):** Started the first game of his career, opening at ROLB as the team came out in its nickel package. Late in the second quarter, stripped Peterson of the ball on a rushing play and went untouched down the right sideline for a 42-yard TD; at the time, the score was the longest fumble return for a TD by a Packers rookie in franchise history...**Vs. Detroit (Oct. 18):** Started for the first time in Green Bay's base defense at ROLB, and posted a season-high two sacks, the first Green Bay rookie to do so since Vonnie Holliday (Nov. 15, 1998, at N.Y. Giants). Added five tackles (four solo), and was in on two stops for a loss. Earned Pepsi NFL Rookie of the Week honors, voted on by fans at NFL.com, for his performance...**Vs. Dallas (Nov. 15):** Recovered two fumbles to become the first Packers rookie to do so in a game since DB Val Joe Walker on Nov. 26, 1953, at Detroit. Second one came on a Woodson strip-sack of Romo; scooped the ball up at the Dallas 7 and returned 4 yards to the 3 to set up a Rodgers TD pass to TE Spencer Havner three plays later. Also posted a sack of Romo in the second quarter when he beat veteran LT Flozell Adams. Earned Pepsi NFL Rookie of the Week honors for the performance...**At Baltimore (Dec. 7):** Matched his season high with two sacks and added six tackles (all solo) and three QB hits on his way to earning NFC Defensive Player of the Week recognition...**At Pittsburgh (Dec. 20):** Recorded a season-high eight tackles (six solo), two sacks, three QB hits, two pressures and a tackle for loss. Became the first rookie in team history to post three two-sack games in a season, and it gave him a sack in four straight games, a team rookie record...**At Arizona (NFC Wild Card, Jan. 10):** Led the LBs with seven tackles (five solo) and added three QB hits and two pressures. Beat LT Jeremy Bridges off the edge to sack QB Kurt Warner on a first-quarter flea-flicker; also forced a fumble on the sack, but Bridges recovered. With the Packers trailing, 17-0, early in the second quarter and

the Cardinals threatening again, recovered a fumble by WR Larry Fitzgerald that was forced by Woodson at the Green Bay 19; returned the fumble 29 yards out to Green Bay's 48. Became the first NFL rookie in playoff history to record a sack, a forced fumble and a defensive fumble recovery in the same game...**2009 Draft:** Drafted by the Packers with the second of two first-round picks (No. 26 overall), the first time Green Bay had two selections in the first round since 1993. Became the first player Thompson moved up into the first round to select in the 10 drafts he had run to that point (five each with Seattle and Green Bay). Was the third LB selected in the first round by the Packers in the last seven drafts, joining Barnett (2003) and Hawk (2006). Became the first LB ever selected out of Southern California by Green Bay in the first round.

COLLEGE: Former walk-on went on to play in four straight Rose Bowls and the 2009 Senior Bowl...Finished his career with 96 tackles, including 5½ sacks and 13½

tackles for a loss, in 50 games played with 10 starts... Graduated with a degree in international relations...**Senior season (2008):** Earned second-team All-Pacific-10 honors and honorable mention All-America honors from *Pro Football Weekly* in his only season as a starter...Was also a first-team Academic All-Pac-10 choice...Opened the final 10 games of the season as a stand-up RDE, and was available to play any of the LB positions...Played in all 13 games and registered 56 tackles, including nine for a loss, with 4½ sacks, two fumble recoveries, two forced fumbles, two passes defended and a blocked FG...Even with his increased role on defense, continued to be a valuable contributor on special teams, winning USC's co-Special Teams Player of the Year award for the third straight season...Won the Trojans' co-Lifter of the Year award... Played in the Senior Bowl for the South squad...**Junior season (2007):** Played in all 13 games with two starts, serving as a key backup and special teams contributor... Won USC's co-Special Teams Player of the Year award for

CLAY MATTHEWS' PRO STATISTICS

| Year | Team | —Tackles— | | | | | | Interceptions | | | | Fumbles | | | | | |
|---------------------------------|-----------|------------|------------|------------|------------|------------|------------|---------------|----------|------------|------------|----------|-----------|-----------|----------|----------|-----------|
| | | GP | GS | Tot | Solo | Asst | Sk | Yds | No | Yds | Lg | TD | PD | FF | FR | FR | Yds |
| 2009 | Green Bay | 16 | 13 | 58 | 42 | 16 | 10 | 63 | 0 | 0 | 0 | 0 | 6 | 1 | 3 | 4 | 6 |
| 2010 | Green Bay | 15 | 15 | 83 | 55 | 28 | 13½ | 93½ | 1 | 62 | 62t | 1 | 4 | 2 | 0 | 0 | 0 |
| 2011 | Green Bay | 15 | 15 | 69 | 49 | 20 | 6 | 29 | 3 | 47 | 38t | 1 | 9 | 3 | 0 | 0 | 0 |
| 2012 | Green Bay | 12 | 12 | 60 | 45 | 15 | 13 | 83½ | 0 | 0 | 0 | 0 | 4 | 1 | 0 | 0 | 0 |
| 2013 | Green Bay | 11 | 11 | 50 | 30 | 20 | 7½ | 50½ | 0 | 0 | 0 | 0 | 3 | 3 | 0 | 0 | 0 |
| 2014 | Green Bay | 16 | 16 | 69 | 53 | 16 | 11 | 58 | 1 | 40 | 40 | 0 | 6 | 2 | 0 | 0 | 0 |
| 2015 | Green Bay | 16 | 16 | 84 | 56 | 28 | 6½ | 40½ | 1 | 42 | 42 | 0 | 3 | 0 | 1 | 0 | 0 |
| 2016 | Green Bay | 12 | 9 | 24 | 19 | 5 | 5 | 35 | 0 | 0 | 0 | 0 | 3 | 1 | 0 | 0 | 0 |
| NFL totals (eight years) | | 113 | 107 | 497 | 349 | 148 | 72½ | 453 | 6 | 191 | 62t | 2 | 38 | 13 | 4 | 4 | 46 |

| Year | Team | —Tackles— | | | | | | Interceptions | | | | Fumbles | | | | | |
|-------------------|-----------|-----------|-----------|-----------|-----------|-----------|-----------|---------------|----------|----------|----------|----------|----------|----------|----------|-----------|-----|
| | | GP | GS | Tot | Solo | Asst | Sk | Yds | No | Yds | Lg | TD | PD | FF | FR | FR | Yds |
| 2009 | Green Bay | 1 | 1 | 7 | 5 | 2 | 1 | 4 | 0 | 0 | 0 | 0 | 0 | 1 | 1 | 1 | 29 |
| 2010 | Green Bay | 4 | 4 | 20 | 18 | 2 | 3½ | 27½ | 0 | 0 | 0 | 0 | 1 | 1 | 1 | 0 | 0 |
| 2011 | Green Bay | 1 | 1 | 5 | 3 | 2 | 0 | 0 | 0 | 0 | 0 | 0 | 0 | 0 | 0 | 0 | 0 |
| 2012 | Green Bay | 2 | 2 | 12 | 7 | 5 | 3 | 23 | 0 | 0 | 0 | 0 | 1 | 1 | 1 | 0 | 0 |
| 2014 | Green Bay | 2 | 2 | 9 | 7 | 2 | 1 | 15 | 0 | 0 | 0 | 0 | 0 | 0 | 0 | 0 | 0 |
| 2015 | Green Bay | 2 | 2 | 11 | 9 | 2 | 1½ | 16½ | 0 | 0 | 0 | 0 | 0 | 1 | 0 | 0 | 0 |
| 2016 | Green Bay | 3 | 3 | 4 | 3 | 1 | 1 | 0 | 0 | 0 | 0 | 0 | 0 | 1 | 1 | 0 | 0 |
| Postseason | | 15 | 15 | 68 | 52 | 16 | 11 | 86 | 0 | 0 | 0 | 0 | 2 | 5 | 4 | 29 | |

Inactive for Packers' game during 2013 playoffs

Additional statistics: Career sacks — Jay Cutler (8½), Christian Ponder (6), Alex Smith (4½), Sam Bradford (4), Trent Edwards (3), Eli Manning (3), Ben Roethlisberger (3), Matthew Stafford (3), Josh McCown (2½), Drew Brees (2), Daunte Culpepper (2), Joe Flacco (2), Colin Kaepernick (2), Kevin Kolb (2), Kyle Orton (2), Mark Sanchez (2), Michael Vick (2), Nick Foles (1½), Donovan McNabb (1½), Cam Newton (1½), Tony Romo (1½), Blake Bortles, Teddy Bridgewater, Matt Cassel, Andy Dalton, Brett Favre, Shaun Hill, Jon Kitna, Andrew Luck, Jake Locker, Carson Palmer, Matt Ryan, Drew Stanton, Carson Wentz. Career interceptions — Jay Cutler (2), Jon Kitna, Eli Manning, Josh McCown, Matthew Stafford.

NFL debut: vs. Chicago, 9/13/09

First NFL start: at Minnesota, 10/5/09

First sack: vs. Cincinnati, 9/20/09 (C.Palmer)

First interception: vs. Dallas, 11/7/10 (J.Kitna)

Touchdowns (3): at Minnesota, 10/5/09, 42-yard fumble return; vs. Dallas, 11/7/10, 62-yard interception return; at N.Y. Giants, 12/4/11, 38-yard interception return.

CAREER TRANSACTIONS

- 2009 Selected by Green Bay Packers as second of two choices in the first round (26th overall) of '09 NFL Draft, April 26 (pick obtained from New England along with a fifth-round choice for Packers' second-round selection and Packers' two third-round picks)...Signed first contract, July 30.
- 2013 Signed contract extension, April 17.

MATTHEWS' SINGLE-GAME CAREER HIGHS

| | |
|----------------------|---|
| Tackles | |
| Total | 10, three times (last: at Min., 11/22/15) |
| Solo | 9, vs. Chi. (11/9/14) |
| Sacks | 3½, vs. Chi. (9/13/12) |
| Interceptions | 1, six times (last: at Chi., 9/13/15) |

the second consecutive season...Posted 17 tackles, three for a loss, two forced fumbles, one pass defended and two blocked FGs...Registered three tackles, including one for a loss, and forced two fumbles in Rose Bowl victory vs. Illinois (Jan. 1)...**Sophomore season (2006):** Earned a scholarship in the fall and served as a key contributor on special teams, winning USC's co-Special Teams Player of the Year award...Was also a second-team Academic All-Pac-10 selection...Played in all 13 games and registered 15 tackles and a sack...Posted a season-high four tackles and the first sack of his career at Stanford (Nov. 4)...**Redshirt freshman season (2005):** Played in 12 of 13 games, missing the season opener at Hawaii (Sept. 3) due to an injury...Posted 12 tackles on defense and also saw time on special teams.

PERSONAL: Given name William Clay Matthews III...Born in Northridge, Calif. ...Married, wife's name is Casey...The couple has a son, Clay IV, and a daughter, Madeline...Father, Clay Jr., played LB in the NFL for 19 seasons with the Cleveland Browns (1978-93) and the Atlanta Falcons (1994-96), and was a four-year letterman (1974-77) at Southern California...Grandfather, Clay Sr., played DE for four seasons (1950, 53-55) with the San Francisco 49ers...His older brother, Kyle, lettered on USC's 2003 national championship team, and younger brother, Casey, was a Scout.com second-team All-American at Oregon and a fourth-round draft choice of the Philadelphia

Eagles in 2011...Uncle, Bruce, played OL for 19 seasons (1983-2001) with the Houston Oilers/Tennessee Titans and was inducted into the Pro Football Hall of Fame in 2007...Cousin, Kevin, played C at Texas A&M and spent time with the Tennessee Titans and Washington Redskins between 2010-13...Younger cousin, Jake, also started all four years at A&M and was chosen with the No. 6 overall pick in the 2014 NFL Draft by the Atlanta Falcons...Jake's younger brother, Mike, played center at A&M from 2012-15, signed with the Cleveland Browns as an undrafted free agent and currently plays for the Pittsburgh Steelers...**High school:** Was a four-year letterman at Agoura High in Agoura Hills, Calif. ...Earned All-CIF first-team honors at LB as a senior in 2003...Played for father in high school as Clay Jr. was team's defensive coordinator, but did not start until his senior year...Also played TE...Lettered two years in basketball...**Community involvement:** Participated in the NFL's My Cause, My Cleats campaign, wearing specialty game shoes to raise awareness for Cure Duchenne, an organization focused on fighting muscle disease in children...Has been raising awareness for Cure Duchenne since his second year in the NFL...Visited with students at St. Mark's Lutheran School in Green Bay as their reward for being one among the top donors in the in-school food drive...Also hosted a youth skills football camp in Green Bay during the summer of 2012...Residence: Calabasas, Calif.

CLAY MATTHEWS GAME-BY-GAME

2009, GREEN BAY

| Date | Opp | GP | GS | Tot | So | As | Sk | Yd | Int | Yd | Lg | TD | PD | FF | FR |
|-------------------|-----------|-----------|-----------|-----------|-----------|-----------|-----------|----------|----------|----------|----------|----------|----------|----------|----------|
| 09/13 | Chi-W | 1 | 0 | 1 | 0 | 0 | 0 | 0 | 0 | 0 | 0 | 0 | 0 | 0 | 0 |
| 09/20 | Cin-L | 1 | 0 | 1 | 1 | 0 | 1 | 9 | 0 | 0 | 0 | 0 | 1 | 0 | 0 |
| 09/27 | at StL-W | 1 | 0 | 1 | 1 | 0 | 0 | 0 | 0 | 0 | 0 | 0 | 1 | 0 | 0 |
| 10/05 | at Min-L | 1 | 1 | 5 | 1 | 4 | 0 | 0 | 0 | 0 | 0 | 0 | 0 | 1 | 1 |
| 10/18 | Det-W | 1 | 1 | 5 | 4 | 1 | 2 | 13 | 0 | 0 | 0 | 0 | 1 | 0 | 0 |
| 10/25 | at Cle-W | 1 | 1 | 3 | 3 | 0 | 0 | 0 | 0 | 0 | 0 | 0 | 0 | 0 | 0 |
| 11/01 | Min-L | 1 | 1 | 5 | 4 | 1 | 0 | 0 | 0 | 0 | 0 | 0 | 1 | 0 | 0 |
| 11/08 | at TB-L | 1 | 1 | 4 | 3 | 1 | 0 | 0 | 0 | 0 | 0 | 0 | 0 | 0 | 0 |
| 11/15 | Dal-W | 1 | 1 | 3 | 1 | 2 | 1 | 3 | 0 | 0 | 0 | 0 | 0 | 0 | 2 |
| 11/22 | SF-W | 1 | 1 | 3 | 1 | 2 | 0 | 0 | 0 | 0 | 0 | 0 | 1 | 0 | 0 |
| 11/26 | at Det-W | 1 | 1 | 3 | 2 | 1 | 1 | 8 | 0 | 0 | 0 | 0 | 0 | 0 | 0 |
| 12/07 | Bal-W | 1 | 1 | 6 | 6 | 0 | 2 | 14 | 0 | 0 | 0 | 0 | 1 | 0 | 0 |
| 12/13 | at Chi-W | 1 | 1 | 5 | 4 | 1 | 1 | 2 | 0 | 0 | 0 | 0 | 0 | 0 | 0 |
| 12/20 | at Pit-L | 1 | 1 | 8 | 6 | 2 | 1 | 4 | 0 | 0 | 0 | 0 | 0 | 0 | 0 |
| 12/27 | Sea-W | 1 | 1 | 5 | 4 | 1 | 0 | 0 | 0 | 0 | 0 | 0 | 0 | 0 | 0 |
| 01/03 | at Ari-W | 1 | 1 | 0 | 0 | 0 | 0 | 0 | 0 | 0 | 0 | 0 | 0 | 0 | 0 |
| '09 TOTALS | 16 | 13 | 58 | 42 | 16 | 10 | 63 | 0 | 0 | 0 | 0 | 6 | 1 | 9 | 3 |
| 01/10 | at Ari-L | 1 | 1 | 7 | 5 | 2 | 1 | 4 | 0 | 0 | 0 | 0 | 0 | 1 | 1 |

**NFC Wild Card Playoff*

2011, GREEN BAY

| Date | Opp | GP | GS | Tot | So | As | Sk | Yd | Int | Yd | Lg | TD | PD | FF | FR |
|-------------------|-----------|-----------|-----------|-----------|-----------|----------|-----------|----------|--------------|----------|----------|----------|----------|----------|----------|
| 09/08 | NO-W | 1 | 1 | 5 | 3 | 2 | 0 | 0 | 0 | 0 | 0 | 0 | 0 | 0 | 0 |
| 09/18 | at Car-W | 1 | 1 | 7 | 4 | 3 | 1 | 0 | 0 | 0 | 0 | 0 | 1 | 0 | 0 |
| 09/25 | at Chi-W | 1 | 1 | 5 | 4 | 1 | 0 | 0 | 0 | 0 | 0 | 0 | 0 | 0 | 0 |
| 10/02 | Den-W | 1 | 1 | 3 | 1 | 2 | 0 | 0 | 0 | 0 | 0 | 0 | 0 | 0 | 0 |
| 10/09 | at Atl-W | 1 | 1 | 4 | 3 | 1 | 0 | 0 | 0 | 0 | 0 | 0 | 0 | 0 | 0 |
| 10/16 | StL-W | 1 | 1 | 2 | 1 | 1 | 1 | 7 | 0 | 0 | 0 | 0 | 3 | 0 | 0 |
| 10/23 | at Min-W | 1 | 1 | 6 | 6 | 0 | 1 | 2 | 0 | 0 | 0 | 0 | 1 | 0 | 0 |
| 11/06 | at SD-W | 1 | 1 | 1 | 1 | 0 | 0 | 0 | 0 | 0 | 0 | 0 | 0 | 0 | 0 |
| 11/14 | Min-W | 1 | 1 | 6 | 5 | 1 | 2 | 20 | 0 | 0 | 0 | 0 | 0 | 1 | 0 |
| 11/20 | TB-W | 1 | 1 | 2 | 2 | 0 | 0 | 0 | 0 | 0 | 0 | 0 | 0 | 0 | 0 |
| 11/24 | at Det-W | 1 | 1 | 5 | 4 | 1 | 0 | 0 | 1 | 7 | 7 | 2 | 0 | 0 | 0 |
| 12/04 | at NYG-W | 1 | 1 | 3 | 2 | 1 | 1 | 0 | 1 | 38 | 38t | 1 | 1 | 1 | 0 |
| 12/11 | Oak-W | 1 | 1 | 3 | 1 | 2 | 0 | 0 | 0 | 0 | 0 | 0 | 0 | 0 | 0 |
| 12/18 | at KC-L | 1 | 1 | 9 | 6 | 3 | 0 | 0 | 0 | 0 | 0 | 0 | 0 | 0 | 0 |
| 12/25 | Chi-W | 1 | 1 | 8 | 6 | 2 | 0 | 1 | 2 | 2 | 0 | 1 | 1 | 0 | 0 |
| 01/01 | Det-W | | | | | | | | | | | | | | |
| | | | | | | | | | | | | | | | |
| | | | | | | | | | | | | | | | |
| '11 TOTALS | 15 | 15 | 69 | 49 | 20 | 6 | 29 | 3 | 4738t | 1 | 9 | 3 | 0 | 0 | 0 |
| 01/15 | NYG-L | 1 | 1 | 5 | 3 | 2 | 0 | 0 | 0 | 0 | 0 | 0 | 0 | 0 | 0 |

**NFC Divisional Playoff*

2012, GREEN BAY

| Date | Opp | GP | GS | Tot | So | As | Sk | Yd | Int | Yd | Lg | TD | PD | FF | FR |
|-------------------|-----------|-----------|-----------|-----------|-----------|-----------|------------|----------|----------|----------|----------|----------|----------|----------|----------|
| 09/09 | SF-L | 1 | 1 | 4 | 3 | 1 | 2% | 14% | 0 | 0 | 0 | 0 | 0 | 0 | 0 |
| 09/13 | Chi-W | 1 | 1 | 7 | 6 | 1 | 3% | 29 | 0 | 0 | 0 | 0 | 1 | 0 | 0 |
| 09/24 | at Sea-L | 1 | 1 | 6 | 4 | 2 | 0 | 0 | 0 | 0 | 0 | 0 | 0 | 0 | 0 |
| 09/30 | NO-W | 1 | 1 | 7 | 5 | 2 | 1 | 10 | 0 | 0 | 0 | 0 | 0 | 0 | 0 |
| 10/07 | at Ind-L | 1 | 1 | 3 | 2 | 1 | 1 | 0 | 0 | 0 | 0 | 0 | 1 | 0 | 0 |
| 10/14 | at Hou-W | 1 | 1 | 5 | 4 | 1 | 0 | 0 | 0 | 0 | 0 | 0 | 0 | 0 | 0 |
| 10/21 | at StL-W | 1 | 1 | 4 | 2 | 2 | 1 | 9 | 0 | 0 | 0 | 0 | 1 | 0 | 0 |
| 10/28 | Jax-W | 1 | 1 | 4 | 4 | 0 | 0 | 0 | 0 | 0 | 0 | 0 | 1 | 0 | 0 |
| 11/04 | Ari-W | 1 | 1 | 0 | 0 | 0 | 0 | 0 | 0 | 0 | 0 | 0 | 0 | 0 | 0 |
| 11/18 | at Det-W | | | | | | | | | | | | | | |
| 11/25 | at NYG-L | | | | | | | | | | | | | | |
| 12/02 | Min-W | | | | | | | | | | | | | | |
| 12/09 | Det-W | | | | | | | | | | | | | | |
| 12/16 | at Chi-W | 1 | 1 | 7 | 7 | 0 | 2 | 14 | 0 | 0 | 0 | 0 | 1 | 0 | 0 |
| 12/23 | Ten-W | 1 | 1 | 4 | 3 | 1 | 1 | 0 | 0 | 0 | 0 | 0 | 0 | 0 | 0 |
| 12/30 | at Min-L | 1 | 1 | 9 | 5 | 4 | 1 | 7 | 0 | 0 | 0 | 0 | 0 | 0 | 0 |
| '12 TOTALS | 12 | 12 | 60 | 45 | 15 | 13 | 83% | 0 | 0 | 0 | 0 | 4 | 1 | 1 | 1 |
| 01/05 | Min-W | 1 | 1 | 5 | 4 | 1 | 2 | 16 | 0 | 0 | 0 | 0 | 0 | 1 | 1 |
| 01/12 | at SF-L | 1 | 1 | 7 | 3 | 4 | 1 | 7 | 0 | 0 | 0 | 0 | 1 | 0 | 0 |
| PLAYOFFS | 2 | 2 | 12 | 7 | 5 | 3 | 23 | 0 | 0 | 0 | 0 | 1 | 1 | 1 | 1 |

**NFC Wild Card Playoff; *NFC Divisional Playoff*

2010, GREEN BAY

| Date | Opp | GP | GS | Tot | So | As | Sk | Yd | Int | Yd | Lg | TD | PD | FF | FR |
|-------------------|-----------|-----------|-----------|-----------|-----------|------------|------------|----------|-----------|------------|----------|----------|----------|----------|----------|
| 09/12 | at Phi-W | 1 | 1 | 9 | 8 | 1 | 3 | 11 | 0 | 0 | 0 | 0 | 1 | 1 | 0 |
| 09/19 | Buf-W | 1 | 1 | 7 | 4 | 3 | 3 | 33 | 0 | 0 | 0 | 0 | 0 | 0 | 0 |
| 09/27 | at Chi-L | 1 | 1 | 5 | 3 | 2 | 0 | 0 | 0 | 0 | 0 | 0 | 0 | 0 | 0 |
| 10/03 | Det-W | 1 | 1 | 4 | 3 | 1 | 1 | 4 | 0 | 0 | 0 | 0 | 0 | 0 | 0 |
| 10/10 | at Was-L | 1 | 1 | 6 | 5 | 1 | 1% | 5% | 0 | 0 | 0 | 0 | 0 | 0 | 0 |
| 10/17 | Mia-L | | | | | | | | | | | | | | |
| | | | | | | | | | | | | | | | |
| 10/24 | Min-W | 1 | 1 | 6 | 1 | 5 | 0 | 0 | 0 | 0 | 0 | 0 | 0 | 0 | 0 |
| 10/31 | at NYJ-W | 1 | 1 | 5 | 4 | 1 | 1 | 6 | 0 | 0 | 0 | 0 | 0 | 0 | 0 |
| 11/07 | Dal-W | 1 | 1 | 5 | 3 | 2 | 1 | 8 | 1 | 62 | 62t | 1 | 2 | 0 | 0 |
| 11/21 | at Min-W | 1 | 1 | 5 | 4 | 1 | 1 | 1 | 0 | 0 | 0 | 0 | 0 | 0 | 0 |
| 11/28 | at Atl-L | 1 | 1 | 5 | 2 | 3 | 0 | 0 | 0 | 0 | 0 | 0 | 0 | 0 | 0 |
| 12/05 | SF-W | 1 | 1 | 7 | 5 | 2 | 0 | 0 | 0 | 0 | 0 | 0 | 0 | 0 | 0 |
| 12/12 | at Det-L | 1 | 1 | 5 | 3 | 2 | 1 | 19 | 0 | 0 | 0 | 0 | 0 | 0 | 0 |
| 12/19 | at NE-L | 1 | 1 | 4 | 2 | 2 | 0 | 0 | 0 | 0 | 0 | 0 | 1 | 0 | 0 |
| 12/26 | NYG-W | 1 | 1 | 6 | 5 | 1 | 0 | 0 | 0 | 0 | 0 | 0 | 0 | 1 | 0 |
| 01/02 | Chi-W | 1 | 1 | 4 | 3 | 1 | 1 | 6 | 0 | 0 | 0 | 0 | 0 | 0 | 0 |
| '10 TOTALS | 15 | 15 | 83 | 55 | 28 | 13% | 93% | 1 | 62 | 62t | 1 | 4 | 2 | 0 | 0 |
| 01/09 | at Phi-W | 1 | 1 | 3 | 3 | 0 | 1 | 12 | 0 | 0 | 0 | 0 | 0 | 0 | 0 |
| 01/15 | at Atl-W | 1 | 1 | 5 | 4 | 1 | 2 | 13 | 0 | 0 | 0 | 0 | 0 | 0 | 1 |
| 01/23 | at Chi-W | 1 | 1 | 8 | 7 | 1 | 1/2 | 2% | 0 | 0 | 0 | 0 | 0 | 0 | 0 |
| 02/06 | Pit-W | 1 | 1 | 4 | 4 | 0 | 0 | 0 | 0 | 0 | 0 | 0 | 1 | 1 | 0 |
| PLAYOFFS | 4 | 4 | 20 | 18 | 2 | 3% | 27% | 0 | 0 | 0 | 0 | 1 | 1 | 1 | 1 |

**NFC Wild Card Playoff; *NFC Divisional Playoff; *NFC Championship; *Super Bowl XLV, North Texas*

CLAY MATTHEWS GAME-BY-GAME

2013, GREEN BAY

| Date | Opp | GP | GS | Tot | So | As | Sk | Yd | Int | Yd | Lg | TD | PD | FF | FR |
|-------------------|----------|-----------|-----------|-----------|-----------|-----------|--------------------|------------|----------|----------|----------|----------|----------|----------|----------|
| 09/08 | at SF-L | 1 | 1 | 10 | 8 | 2 | 1 | 6 | 0 | 0 | 0 | 0 | 0 | 0 | 0 |
| 09/15 | Was-W | 1 | 1 | 4 | 1 | 3 | 0 | 0 | 0 | 0 | 0 | 0 | 0 | 0 | 0 |
| 09/22 | at Cin-L | 1 | 1 | 2 | 0 | 1 | 5 | 0 | 0 | 0 | 0 | 0 | 2 | 0 | 0 |
| 10/06 | Det-W | 1 | 1 | 6 | 3 | 3 | 12 | 0 | 0 | 0 | 0 | 1 | 0 | 0 | 0 |
| 10/13 | at Bal-W | | | | | | (inactive — thumb) | | | | | | | | |
| 10/20 | Cle-W | | | | | | (inactive — thumb) | | | | | | | | |
| 10/27 | at Min-W | | | | | | (inactive — thumb) | | | | | | | | |
| 11/04 | Chi-L | | | | | | (inactive — thumb) | | | | | | | | |
| 11/10 | Phi-L | 1 | 1 | 3 | 1 | 2 | 0 | 0 | 0 | 0 | 0 | 0 | 0 | 0 | 0 |
| 11/17 | at NYG-L | 1 | 1 | 4 | 2 | 1 | 7 | 0 | 0 | 0 | 0 | 0 | 2 | 0 | 0 |
| 11/24 | Min-T | 1 | 1 | 6 | 4 | 2 | 2 | 9 | 0 | 0 | 0 | 0 | 0 | 0 | 0 |
| 11/28 | at Det-L | 1 | 1 | 5 | 3 | 2 | 0 | 0 | 0 | 0 | 0 | 0 | 0 | 1 | 0 |
| 12/08 | Ati-W | 1 | 1 | 4 | 2 | 2 | 0 | 0 | 0 | 0 | 0 | 0 | 0 | 0 | 0 |
| 12/15 | at Dal-W | 1 | 1 | 3 | 1 | 2 | ½ | 6½ | 0 | 0 | 0 | 0 | 0 | 0 | 0 |
| 12/22 | Pit-L | 1 | 1 | 3 | 3 | 0 | 1 | 5 | 0 | 0 | 0 | 0 | 0 | 0 | 0 |
| 12/29 | at Chi-W | | | | | | (inactive — thumb) | | | | | | | | |
| '13 TOTALS | | 11 | 11 | 50 | 30 | 20 | 7½ | 50½ | 0 | 0 | 0 | 0 | 3 | 3 | 0 |
| 01/05 | SF-L | | | | | | (inactive — thumb) | | | | | | | | |

'NFC Wild Card Playoff

2014, GREEN BAY

| Date | Opp | GP | GS | Tot | So | As | Sk | Yd | Int | Yd | Lg | TD | PD | FF | FR |
|-------------------|----------|-----------|-----------|-----------|-----------|-----------|-----------|-----------|----------|-----------|-----------|----------|----------|----------|----------|
| 09/04 | at Sea-L | 1 | 1 | 5 | 3 | 2 | 0 | 0 | 0 | 0 | 0 | 0 | 0 | 1 | 0 |
| 09/14 | NYJ-W | 1 | 1 | 5 | 4 | 1 | 1 | 3 | 0 | 0 | 0 | 0 | 1 | 0 | 0 |
| 09/21 | at Det-L | 1 | 1 | 4 | 3 | 1 | 0 | 0 | 0 | 0 | 0 | 0 | 1 | 0 | 0 |
| 09/28 | at Chi-W | 1 | 1 | 4 | 1 | 1 | 0 | 0 | 1 | 40 | 40 | 0 | 1 | 0 | 0 |
| 10/02 | Min-W | 1 | 1 | 2 | 1 | 1 | 0 | 0 | 0 | 0 | 0 | 0 | 0 | 0 | 0 |
| 10/12 | at Mia-W | 1 | 1 | 0 | 0 | 0 | 0 | 0 | 0 | 0 | 0 | 0 | 1 | 1 | 0 |
| 10/19 | Car-W | 1 | 1 | 4 | 3 | 1 | ½ | 3½ | 0 | 0 | 0 | 0 | 0 | 0 | 0 |
| 10/26 | at NO-L | 1 | 1 | 5 | 3 | 2 | 1 | 5 | 0 | 0 | 0 | 0 | 0 | 0 | 0 |
| 11/09 | Chi-W | 1 | 1 | 10 | 9 | 1 | 1 | 5 | 0 | 0 | 0 | 0 | 0 | 0 | 0 |
| 11/16 | Phi-W | 1 | 1 | 5 | 4 | 1 | 1 | 10 | 0 | 0 | 0 | 0 | 1 | 0 | 0 |
| 11/23 | at Min-W | 1 | 1 | 4 | 2 | 2 | 0 | 0 | 0 | 0 | 0 | 0 | 1 | 0 | 0 |
| 11/30 | NE-W | 1 | 1 | 6 | 5 | 1 | 0 | 0 | 0 | 0 | 0 | 0 | 0 | 0 | 0 |
| 12/08 | Ati-W | 1 | 1 | 5 | 4 | 1 | 1 | 1 | 0 | 0 | 0 | 0 | 0 | 0 | 0 |
| 12/14 | at Buf-L | 1 | 1 | 4 | 0 | 2 | 10 | 0 | 0 | 0 | 0 | 0 | 0 | 0 | 0 |
| 12/21 | at TB-W | 1 | 1 | 4 | 3 | 1 | 2½ | 14½ | 0 | 0 | 0 | 0 | 0 | 0 | 0 |
| 12/28 | Det-W | 1 | 1 | 4 | 1 | 0 | 1 | 6 | 0 | 0 | 0 | 0 | 0 | 0 | 0 |
| '14 TOTALS | | 16 | 16 | 69 | 53 | 16 | 11 | 58 | 1 | 40 | 40 | 0 | 6 | 2 | 0 |
| 01/11 | Dal-W | 1 | 1 | 4 | 2 | 2 | 0 | 0 | 0 | 0 | 0 | 0 | 0 | 0 | 0 |
| 01/18 | at Sea-L | 1 | 1 | 5 | 0 | 1 | 15 | 0 | 0 | 0 | 0 | 0 | 0 | 0 | 0 |
| PLAYOFFS | | 2 | 2 | 9 | 2 | 15 | 0 | 0 | 0 | 0 | 0 | 0 | 0 | 0 | 0 |

'NFC Divisional Playoff; 'NFC Championship

2015, GREEN BAY

| Date | Opp | GP | GS | Tot | So | As | Sk | Yd | Int | Yd | Lg | TD | PD | FF | FR |
|-------------------|----------|-----------|-----------|-----------|-----------|-----------|-----------|------------|----------|-----------|-----------|----------|----------|----------|----------|
| 09/13 | at Chi-W | 1 | 1 | 10 | 8 | 2 | 0 | 0 | 1 | 42 | 42 | 0 | 1 | 0 | 0 |
| 09/20 | Sea-W | 1 | 1 | 2 | 1 | 1 | 0 | 0 | 0 | 0 | 0 | 0 | 0 | 0 | 0 |
| 09/28 | KC-W | 1 | 1 | 5 | 4 | 1 | 2 | 8 | 0 | 0 | 0 | 0 | 0 | 0 | 0 |
| 10/04 | at SF-W | 1 | 1 | 3 | 2 | 1 | 1 | 8 | 1 | 0 | 0 | 0 | 0 | 0 | 0 |
| 10/11 | StL-W | 1 | 1 | 5 | 2 | 3 | 1½ | 11½ | 0 | 0 | 0 | 0 | 0 | 0 | 0 |
| 10/18 | SD-W | 1 | 1 | 7 | 4 | 3 | 0 | 0 | 0 | 0 | 0 | 0 | 0 | 0 | 1 |
| 11/01 | at Den-L | 1 | 1 | 8 | 7 | 1 | 0 | 0 | 0 | 0 | 0 | 0 | 0 | 0 | 0 |
| 11/08 | at Car-L | 1 | 1 | 7 | 4 | 3 | 0 | 0 | 0 | 0 | 0 | 0 | 0 | 0 | 0 |
| 11/15 | Det-L | 1 | 1 | 7 | 4 | 3 | 0 | 0 | 0 | 0 | 0 | 0 | 2 | 0 | 0 |
| 11/22 | at Min-W | 1 | 1 | 10 | 8 | 2 | 0 | 0 | 0 | 0 | 0 | 0 | 0 | 0 | 0 |
| 11/26 | Chi-L | 1 | 1 | 5 | 3 | 2 | 0 | 0 | 0 | 0 | 0 | 0 | 0 | 0 | 0 |
| 12/03 | at Det-W | 1 | 1 | 4 | 2 | 2 | 0 | 0 | 0 | 0 | 0 | 0 | 0 | 0 | 0 |
| 12/13 | Dal-W | 1 | 1 | 8 | 5 | 3 | 1 | 8 | 0 | 0 | 0 | 0 | 0 | 0 | 0 |
| 12/20 | at Oak-W | 1 | 1 | 0 | 0 | 0 | 0 | 0 | 0 | 0 | 0 | 0 | 0 | 0 | 0 |
| 12/27 | at Ari-L | 1 | 1 | 1 | 0 | 1 | 0 | 0 | 0 | 0 | 0 | 0 | 0 | 0 | 0 |
| 01/03 | Min-L | 1 | 1 | 2 | 2 | 0 | 1 | 5 | 0 | 0 | 0 | 0 | 0 | 0 | 0 |
| '15 TOTALS | | 16 | 16 | 84 | 56 | 28 | 6½ | 40½ | 1 | 42 | 42 | 0 | 3 | 0 | 1 |
| 01/10 | at Was-W | 1 | 1 | 4 | 3 | 1 | 1½ | 16½ | 0 | 0 | 0 | 0 | 0 | 1 | 0 |
| 01/16 | at Ari-L | 1 | 1 | 7 | 6 | 1 | 0 | 0 | 0 | 0 | 0 | 0 | 0 | 0 | 0 |
| PLAYOFFS | | 2 | 2 | 11 | 9 | 2 | 1½ | 16½ | 0 | 0 | 0 | 0 | 0 | 1 | 0 |

'NFC Wild Card Playoff; 'NFC Divisional Playoff

2016, GREEN BAY

| Date | Opp | GP | GS | Tot | So | As | Sk | Yd | Int | Yd | Lg | TD | PD | FF | FR |
|-------------------|----------|-----------|----------|-----------|-----------|----------|------------------------------|-----------|----------|----------|----------|----------|----------|----------|----------|
| 09/11 | at Jax-W | 1 | 1 | 4 | 3 | 1 | 1 | 10 | 0 | 0 | 0 | 0 | 0 | 0 | 0 |
| 09/18 | at Min-L | 1 | 1 | 3 | 0 | 1 | 7 | 0 | 0 | 0 | 0 | 0 | 0 | 0 | 0 |
| 09/25 | Det-W | | | | | | (inactive — ankle/hamstring) | | | | | | | | |
| 10/09 | NYG-W | 1 | 1 | 3 | 3 | 0 | 1 | 3 | 0 | 0 | 0 | 0 | 0 | 0 | 0 |
| 10/16 | Dal-L | 1 | 1 | 2 | 1 | 1 | 0 | 0 | 0 | 0 | 0 | 0 | 0 | 0 | 0 |
| 10/20 | Chi-W | 1 | 1 | 4 | 3 | 1 | 0 | 0 | 0 | 0 | 0 | 0 | 0 | 0 | 0 |
| 10/30 | at Atl-L | | | | | | (inactive — hamstring) | | | | | | | | |
| 11/06 | Ind-L | | | | | | (inactive — hamstring) | | | | | | | | |
| 11/13 | at Ten-L | | | | | | (inactive — hamstring) | | | | | | | | |
| 11/20 | at Was-L | 1 | 1 | 0 | 0 | 0 | 0 | 0 | 0 | 0 | 0 | 0 | 0 | 0 | 0 |
| 11/28 | at Phi-W | 1 | 1 | 5 | 4 | 1 | 1 | 10 | 0 | 0 | 0 | 0 | 0 | 0 | 0 |
| 12/04 | Hou-W | 1 | 1 | 0 | 0 | 0 | 0 | 0 | 0 | 0 | 0 | 0 | 0 | 0 | 0 |
| 12/11 | Sea-W | 1 | 0 | 2 | 1 | 1 | 0 | 0 | 0 | 0 | 0 | 0 | 0 | 0 | 0 |
| 12/18 | at Chi-W | 1 | 0 | 0 | 0 | 0 | 0 | 0 | 0 | 0 | 0 | 0 | 0 | 0 | 0 |
| 12/24 | Min-W | 1 | 0 | 1 | 0 | 1 | 0 | 1 | 5 | 0 | 0 | 0 | 2 | 1 | 0 |
| 01/01 | at Det-W | 1 | 1 | 0 | 0 | 0 | 0 | 0 | 0 | 0 | 0 | 0 | 1 | 0 | 0 |
| '16 TOTALS | | 12 | 9 | 24 | 19 | 5 | 5 | 35 | 0 | 0 | 0 | 0 | 3 | 1 | 0 |
| 01/08 | NYG-W | 1 | 1 | 1 | 1 | 0 | 1 | 0 | 0 | 0 | 0 | 0 | 0 | 1 | 1 |
| 01/15 | at Dal-W | 1 | 1 | 1 | 1 | 0 | 0 | 0 | 0 | 0 | 0 | 0 | 0 | 0 | 0 |
| 01/22 | at Atl-L | 1 | 1 | 2 | 1 | 1 | 0 | 0 | 0 | 0 | 0 | 0 | 0 | 0 | 0 |
| PLAYOFFS | | 3 | 3 | 4 | 3 | 1 | 0 | 0 | 0 | 0 | 0 | 0 | 1 | 1 | 0 |

'NFC Wild Card Playoff; 'NFC Divisional Playoff; 'NFC Championship

MORE ABOUT THE FROZEN TUNDRA

- The Lambeau Field playing surface underwent an off-season makeover prior to the 2007 season that brought the latest technology to the hallowed ground and made future in-season resodding unnecessary.
- In a project that took several months to complete, DD GrassMaster, a natural grass surface reinforced with man-made fibers developed by Desso DLW Sports Systems, was installed on top of a completely new drainage and heating system. The new surface and underlying systems represent the latest developments in field management.
- The new grass surface wasn't entirely new for the players, though. It was identical to the surface on the team's Clarke Hinkle Field. That surface, installed prior to 2005 training camp, had garnered rave reviews from the players. The team again used the surface in 2009 for the new Nitschke Field.
- According to the Packers' fields manager, Allen Johnson, the Packers had been following the evolution of the relatively new system for several years, going back to its development on European soccer fields.
- DD GrassMaster's advantage mainly is attributed to the sand-based soil, which allows superior drainage and softer, more consistent footing over the previous clay-based field. Because a sand-based root zone has less stability, the system employs millions of strands of polyethylene and polypropylene materials eight inches below the surface, with one inch exposed on the top. This gives the field firm footing and eliminates clumps of sod tearing from the surface. Even after a full season's wear late in the year, the footing remains excellent due to the soil-strengthening strands.



- The Packers and Denver Broncos are the only two NFL teams to use the system in their respective stadiums. However, the surface has gained increasing popularity overseas and is used by Oklahoma State University as well as Wembley Stadium and some of Europe's top soccer clubs, including Arsenal, Liverpool and Manchester City. Most recently, the surface was installed at the Arena de Sao Paulo in Sao Paulo, Brazil, and was used for numerous matches during the 2014 World Cup.
- Due to the enhanced drainage capabilities, fans at Lambeau no longer notice a perceptible crown on the field. A slight slope exists, about a half-degree decline, to assist with water and snow removal when the field is covered with a tarp.
- Also included in the '07 project was a new service path encircling the field. Cement was replaced with a rubberized surface, similar to the one adjacent to the Don Hutson Center on the side of Hinkle Field. The rubberized path still allows for equipment use, but is safer for players who run far out of bounds.

VETERANS
COMMUNITY
ADMIN. & COACHES
MATTHEWS
DRAFT & FREE AGENTS
2016 REVIEW
RECORDS & HISTORY
LAMBEAU FIELD
MISC.

TY MONTGOMERY

RUNNING BACK | STANFORD

Third NFL Season | Third Packers Season



Ht: 6-0 Wt: 216 | Born: January 22, 1993 | NFL Games Played/Started: 21/9 | Acquired: D3-15



PRO HIGHLIGHTS:

► *With injuries in the backfield, made the switch from WR to RB last season, appearing in 15 games with six starts and leading the team with 457 rushing yards and three TDs on just 77 carries (5.9 avg.). Added 44 receptions for 348 yards (7.9 avg.).*

► *Among NFL running backs with 75-plus carries, ranked No. 1 in the NFL in 2016 with an average of 5.94 yards per carry. That average also ranks No. 2 in franchise single-season history (min. 75 att.) behind only QB Tobin Rote's 6.88-yard average in 1951 (76-523).*

► *Was the only player in the NFL last season with 75-plus rushing attempts, 40-plus receptions and 15-plus kickoff returns, also becoming the first player in team history to eclipse each of those marks in a single season.*

► *Rushed for a career-high 162 yards and two TDs on just 16 carries (10.1 avg.) last season at Chicago in Week 15, the best yardage output by a Packer since RB Samkon Gado ran for 171 yards vs. Detroit on Dec. 11, 2005. Dating back to 1960, his average of 10.1 yards per carry was the third highest (min. 15 carries) by a Green Bay player, trailing only Ahman Green (10.9 avg. vs. Dallas on Oct. 24, 2004, and 10.9 vs. Denver on Dec. 28, 2003).*

► *In Green Bay's win at Dallas in an NFC Divisional playoff contest, became just the sixth player in team history to rush for two-plus TDs in a postseason game and the first since RB Ryan Grant (three vs. Seattle, Jan. 12, 2008).*

► *Played in six games with three starts at WR as a rookie in 2015 before an ankle injury that he sustained in Week 6 vs. San Diego would sideline him for the remainder of the season.*

► *Caught 15 passes for 136 yards (9.1 avg.) and two TDs and posted a 31.1-yard average on seven kickoff returns in 2015. Also rushed for 14 yards on three carries (4.7 avg.).*

► *Was drafted by Green Bay in the third round of the 2015 NFL Draft with the No. 94 overall selection, the first WR from Stanford to be picked by the Packers since James Lofton in 1978 (first round, No. 6 overall).*

2016 SEASON: Played in 15 games with six starts (at RB), seeing time on offense and special teams...Led the team with 457 rushing yards and three TDs on just 77 carries (5.9 avg.)....Among NFL running backs with 75-plus carries, ranked No. 1 in the league with an average of 5.94 yards per carry...Had 44 catches for 348 yards (7.9 avg.) and 18 kickoff returns for 366 yards (20.3 avg.)...Was the only player in the NFL with 75-plus rushing attempts, 40-plus receptions and 15-plus kickoff returns, also becoming the first player in team history to eclipse each of those marks in a single season...Over the final five regular-season games, rushed for 310 yards and three TDs on 48 carries (6.5 avg.)...Added a tackle on special teams...Was inactive for one contest (Week 8 at Atlanta, illness)...Started all three postseason contests and rushed for 91 yards and two TDs on 25 carries (3.6 avg.)...Added 10 receptions for 77 yards (7.7 avg)...**At Minnesota (Sept. 18):** Midway through the first quarter, partially blocked Jeff Locke's punt

AT A GLANCE ...

- Made the transition from WR to RB last season, appearing in 15 games with six starts and leading the team with 457 rushing yards and three TDs on just 77 carries (5.9 avg.).
- Among NFL running backs with 75-plus carries, ranked No. 1 in the league in 2016 with an average of 5.94 yards per carry. That average also ranks No. 2 in franchise single-season history (min. 75 att.) behind only QB Tobin Rote's 6.88-yard average in 1951 (76-523).
- Was the only player in the NFL last season with 75-plus rushing attempts, 40-plus receptions and 15-plus kickoff returns, also becoming the first player in team history to eclipse each of those marks in a single season.
- Rushed for a career-high 162 yards and two TDs on just 16 carries (10.1 avg.) last season at Chicago in Week 15, the best yardage output by a Packer since RB Samkon Gado ran for 171 yards vs. Detroit on Dec. 11, 2005.
- Played in six games with three starts at WR as a rookie in 2015 before an ankle injury that he sustained in Week 6 vs. San Diego would sideline him for the remainder of the season.
- Finished his career at Stanford as the school's all-time leader in kickoff return yards with 2,493, besting Chris Owusu's mark of 2,132 yards from 2008-11.
- Posted 5,190 all-purpose yards with the Cardinal (334 rushing, 2,125 receiving, 238 PR, 2,493 KOR), the fourth most in school history behind Darrin Nelson, Glyn Milburn and Troy Walters.

as the ball traveled just 3 yards to the Green Bay 46, giving the Packers their best field position of the evening to help set up their first score of the game (1-yard TD pass from QB Aaron Rodgers to WR Jordy Nelson)...**Vs. Dallas (Oct. 16):** Registered a career-high 10 catches for a career-best 98 yards (9.8 avg.), with six of the catches going for first downs. Had two kickoff returns for 64 yards (32.0 avg.), highlighted by a season-long 40-yard return in the fourth quarter...**Vs. Chicago (Oct. 20):** With injuries to RBs Eddie Lacy (ankle/injured reserve) and James Starks (knee), made his first pro start at RB, finishing with 60 yards rushing on nine carries (6.7 avg.) and 10 catches for 66 yards (6.6 avg.) . Matched his career high for catches, and is one of only four players in team history to register back-to-back games with 10-plus catches in a single season, joining WRs Don Hutson (1942), Sterling Sharpe (1993) and Davante Adams (2016). Became the first Packer to register 60-plus rushing yards and 10-plus receptions in a game since RB Vince Workman vs. Minnesota on Sept. 6, 1992...**Vs. Indianapolis (Nov. 6):** Started at RB and led the team with 53 rushing yards on seven carries (7.6 avg.), including a 24-yard run on Green Bay's opening offensive play...**Vs. Houston (Dec. 4):** Led the team with 40 rushing yards on just six carries (6.7 avg.), including a key 13-yard pickup on a third-and-1 at the Green Bay 11 late in the third quarter to keep a drive alive that was eventually capped off with a 32-yard TD pass from Rodgers to Nelson. Also had two receptions for 16 yards (8.0 avg.) and a 39-yard kickoff return out to the Green Bay 44 midway through the third quarter...**Vs. Seattle (Dec. 11):** Started at RB and led the team with 41 rushing yards on nine carries (4.6 avg.). Posted his first career rushing

score, fighting through a host of tacklers for a 1-yard TD in the second quarter. **At Chicago (Dec. 18):** Started at RB and registered career highs in every rushing category, racking up 162 yards and two TDs on just 16 carries (10.1 avg.), the best yardage output by a Packer since Gado ran for 171 yards vs. Detroit on Dec. 11, 2005. Dating back to 1960, his average of 10.1 yards per carry was the third highest (min. 15 carries) by a Green Bay player, trailing only Green (10.9 avg. vs. Dallas on Oct. 24, 2004, and 10.9 vs. Denver on Dec. 28, 2003). Rushed for 123 yards on nine carries (13.7 avg.) in the first half, the most by a Packer since Green's 133-yard first-half output vs. Detroit on Sept. 9, 2001. Picked up seven first downs on the ground, the most by a Packer on the season, and recorded four runs of 10-plus yards. Became the first Packer to rush for two TDs in a game since Lacy did so vs. Minnesota on Oct. 2, 2014. Early in the second quarter, went off left tackle, first spinning off a tackle attempt by LB John Timu and then eluding a diving tackle attempt from S Adrian Amos as he took it down the left sideline for a 61-yard run to the Chicago 29. The run was the longest by a Packer since Starks' 65-yard TD run vs. San Diego in 2015 in Week 6. **At Dallas (NFC Divisional, Jan. 15):** Started at RB and led the team with 47 yards rushing and two TDs on 11 carries (4.3 avg.). Became just the sixth player in team history to rush for two-plus TDs in a playoff game and the first since Grant (three vs. Seattle, Jan. 12, 2008). Added 34 yards receiving on six catches, highlighted by his 17-yard pickup on a screen out to the Green Bay 42 on the Packers' game-winning drive.

2015: Played in six games with three starts at WR, seeing action on offense and special teams...Caught 15 passes for 136 yards (9.1 avg.) and two TDs...Posted a 31.1-yard average on seven kickoff returns and rushed for 14 yards on three carries (4.7 avg.)...Missed eight contests due to an ankle injury (Weeks 8-15) before being placed on injured reserve on Dec. 21 for the final two regular-season games and both playoff contests. **At Chicago (Sept. 13):** Served as the primary kickoff returner, posting a 35.3-yard average on his three returns. Registered a 41-yard return to the Chicago 39 on his first career return and later added a 46-yarder on the opening kick of the second half to help set up a Green Bay TD drive. **Vs. Seattle (Sept. 20):** Saw the first action of his career on offense, catching four passes for 37 yards (9.3 avg.). Three of the four catches came on Green Bay's go-ahead TD drive early in the fourth quarter, highlighted by a 17-yard grab. Also made a key play late in the first half when he drew a 52-yard pass-interference penalty on CB Richard Sherman as he streaked down the right sideline and made a leaping attempt for Rodgers' pass at the Seattle 35. **Vs. Kansas City (Sept. 28):** Saw significant action on offense (66 snaps) after Adams departed the game after just three plays due to an ankle injury. Caught two passes for 14 yards (7.0 avg.), highlighted by the first TD of his career, an 8-yard catch from Rodgers with just under 10 minutes remaining in the first quarter to give Green Bay a 7-0 lead. Was split out wide to the left against CB Marcus Cooper and made an inside move to gain separation before bouncing it back outside to make the grab from Rodgers and take it in for his first NFL score. Also posted a 32.0-yard average on two kickoff returns. **At San Francisco (Oct. 4):** Made the first start of his NFL career, opening as the third WR with Adams sidelined (ankle). Played 72 of 73 snaps and caught three passes for 15 yards (5.0 avg.). Also registered the first rushing attempts of his pro career, picking up 10 yards on two carries (5.0 avg.)... **Vs. St. Louis (Oct. 11):** Started for the second straight game as the third WR and caught a season-high four passes for a season-best 59 yards (14.8 avg.) and a TD. On Green Bay's opening drive, came across the middle and found himself wide open at the St. Louis 24, catching the pass from Rod-

gers and taking it the rest of the way down the middle for the 31-yard TD on third down. **Vs. San Diego (Oct. 18):** Started as the third WR, posting two catches for 11 yards (5.5 avg.) and a 4-yard run, but left the game after sustaining an ankle injury on his 6-yard reception early in the second quarter that would sideline him for the remainder of the season. **2015 Draft:** Selected by the Packers in the third round with the No. 94 overall selection, the first wide receiver from Stanford to be drafted by Green Bay since Lofton in 1978 (first round, No. 6 overall). Became the first WR from Stanford to be selected in the first three rounds of the draft since Ed McCaffrey in 1991 (third round, N.Y. Giants).

COLLEGE: Played in 49 games with 26 starts and caught 172 passes for 2,125 yards (12.4 avg.) and 15 TDs...Added 334 rushing yards and four TDs on 39 carries (8.6 avg.)...Finished his career as the school's all-time leader in kickoff return yards with 2,493, besting Chris Owusu's mark (2,132, 2008-11)...Registered a 27.4-yard average on 91 career kickoff returns and a 19.8-yard average on 12 career punt returns...Posted 5,190 all-purpose yards in his career, the fourth most in school history behind Darrin Nelson, Glyn Milburn and Troy Walters...Earned his degree in political science. **Senior season (2014):** Appeared in 11 games with six starts, matching his career high with 61 catches for 604 yards (9.9 avg.) and three TDs...Missed the final two games of the season due to a shoulder injury...Posted a 25.2-yard average on 17 kickoff returns and also returned punts for the first time in his collegiate career, recording 12 returns for 238 yards (19.8 avg.) and two TDs...Added 144 rushing yards and a TD on 23 carries (6.3 avg.)...Earned second-team All-America honors as an all-purpose player from CBSSports.com and Sl.com...Was a finalist for the Hornung Award and was on the watch lists for the Maxwell Award and the Biletnikoff Award...Earned second-team All-Pacific-12 honors as a return specialist and honorable mention as a WR...On the first punt return of his career and his first touch of the season, took the return 60 yards for a TD vs. UC Davis (Aug. 30)...Added five catches for 77 yards (15.4 avg.) and a TD, becoming the first Stanford player with a receiving TD and a punt return TD in the same game since Drew Terrell did so in 2012 vs. Duke...Caught a career-high nine passes for 83 yards (9.2 avg.) and returned three kickoffs for 69 yards (23.0 avg.) vs. Southern California (Sept. 6), surpassing Owusu (2,132) in the game to become the all-time school leader in kickoff return yards. **Junior season (2013):** Played in all 14 games with 12 starts and posted a career-high 958 receiving yards and a career-best 10 TDs on 61 receptions (15.7 avg.)...Ranked No. 2 in the country with a 30.3-yard average on kickoff returns, earning first-team All-America honors as a kick returner from *Sporting News*, *USA Today*, Sl.com, CBSSports.com, *Athlon*, the Football Writers Association of America and the American Football Coaches Association...Won the Johnny "The Jet" Award as the nation's return specialist of the year...Also ranked No. 2 in the nation with two TDs on kickoff returns...With 1,091 yards on kickoff returns, joined Owusu (1,167 yards in 2009) as the only players in school history with 1,000-plus yards on kickoff returns in a season...Finished with 2,208 all-purpose yards, good for No. 3 in program history...Registered 100-plus all-purpose yards in 11 of 14 games...Was named first-team All-Pac-12 as a kickoff returner and second-team All-Pac-12 at WR...Added a career-best 159 rushing yards and two TDs on 13 carries (12.2 avg.)...Posted 290 all-purpose yards vs. Washington (Oct. 5), highlighted by a school-record 204 kickoff return yards...Returned the opening kickoff of the game 99 yards for a TD and later added a 68-yard return in the third quarter...Also recorded a 39-yard TD catch just before halftime...Racked up a career-high 296 all-purpose yards at Utah (Oct. 12),

including a school-record-tying 100-yard kickoff return TD and eight receptions for 131 yards (16.4 avg.)...Registered a career-high 160 receiving yards and a career-best four TDs on five receptions (32.0 avg.) vs. California (Nov. 23) as the Cardinal clinched the Pac-12 North crown...Added a 31-yard rushing TD on Stanford's opening drive as he tied the single-game school record with five total TDs (Nelson, at Oregon State, 1981)...**Sophomore season (2012):** Played in 11 games with four starts, earning honorable mention All-Pac-12 recognition as a kickoff returner after averaging 26.6 yards on 11 returns...Six of his 11 returns went for 30-plus yards...Added 26 receptions for 213 yards (8.2 avg.)...Missed three games due to injury...Registered a season-high 155 all-purpose yards in the 54-48 OT win vs. Arizona (Oct. 6)...**Freshman season (2011):** Played in 13 games with four starts as a true freshman, serving as the Cardinal's primary kickoff returner and also contributing at WR...Posted a 25.2-yard average on 27 kickoff returns and caught 24 passes for 350 yards (14.6 avg.) and two TDs...Recipient of the Menlo-Atherton Trophy, which is given to the team's outstanding freshman...Posted a 96-yard return for a TD on a fourth-quarter kickoff at Washington State (Oct. 15), the first score of his career...Registered 87 receiving yards on five grabs (17.4 avg.) at Southern California (Oct. 29), highlighted by a season-long 62-yard catch in the 56-48 triple-OT win...Hauled in six passes for 77 yards (12.8 avg.) vs. Notre Dame (Nov. 26), including the first receiving TD of his career, an 11-yard pass from

QB Andrew Luck that put the Cardinal up, 21-0, late in the first half of an eventual 28-14 win...Posted a season-high seven catches for a season-best 120 yards (17.1 avg.) vs. Oklahoma State (Fiesta Bowl, Jan. 2), highlighted by a 53-yard TD catch from Luck in the opening quarter for the first score of the game.

PERSONAL: Given name Ty Anthony Montgomery II... Born in Jackson, Miss. ...Married, wife's name is Remy...
High school: Was a *SuperPrep* All-Southwest Region selection at St. Mark's School of Texas in Dallas...Was a two-time first-team All-Southwest Preparatory College choice...A four-year letterwinner, he registered 118 catches and 36 TDs during his career...Played WR, RB, QB, CB and S during his career, and also returned punts and kickoffs... Rushed for 823 yards on 93 carries (8.8 avg.) and added 10 TD catches as a senior...Participated in the Offense-Defense All-American Bowl Game and the Team USA All-American Game...Also lettered in basketball, baseball, lacrosse and track during his career, participating in the 100-meter, 200-meter, 4x100 and 4x200 events as well as the long jump...**Community involvement:** Along with his mother, Lisa, attended an event in Milwaukee to help advocate for the benefits of foster care...Is involved with Eye Heart World, a nonprofit organization dedicated to the fight against human trafficking...Residence: Dallas, Texas.

TY MONTGOMERY'S PRO STATISTICS

| Year | Team | RUSHING | | | | | | RECEIVING | | | | | |
|-------------------------------|-----------|-----------|----------|-----------|------------|------------|-----------|-----------|-----------|------------|------------|------------|----------|
| | | GP | GS | Att | Yds | Avg | Lg | TD | No | Yds | Avg | Lg | TD |
| 2015 | Green Bay | 6 | 3 | 14 | 4.7 | 9 | 0 | 15 | 136 | 9.1 | 31t | 2 | |
| 2016 | Green Bay | 15 | 6 | 77 | 45.7 | 5.9 | 61 | 3 | 44 | 348 | 7.9 | 24 | 0 |
| NFL totals (two years) | | 21 | 9 | 80 | 471 | 5.9 | 61 | 3 | 59 | 484 | 8.2 | 31t | 2 |

| Year | Team | RUSHING | | | | | | RECEIVING | | | | | |
|------|-----------|---------|----|----|-----|-----|----|-----------|-----|-----|-----|----|----|
| | | GP | GS | No | Yds | Avg | Lg | TD | Att | Yds | Avg | Lg | TD |
| 2016 | Green Bay | 3 | 3 | 25 | 91 | 3.6 | 15 | 2 | 10 | 77 | 7.7 | 34 | 0 |

On injured reserve for Packers' two games during 2015 playoffs

| Year | Team | KICKOFF RETURNS | | | | | PUNT RETURNS | | | | | |
|-------------------------------|-----------|-----------------|------------|-------------|-----------|----------|--------------|----------|----------|-----------|-----------|----------|
| | | No | Yds | Avg | Lg | TD | No | FC | Yds | Avg | Lg | TD |
| 2015 | Green Bay | 7 | 218 | 31.1 | 46 | 0 | 0 | 0 | 0 | -- | -- | 0 |
| 2016 | Green Bay | 18 | 366 | 20.3 | 40 | 0 | 0 | 0 | 0 | -- | -- | 0 |
| NFL totals (two years) | | 25 | 584 | 23.4 | 46 | 0 | 0 | 0 | 0 | -- | -- | 0 |

Additional statistics: Miscellaneous tackles — 1 in 2016, 1 in '16 playoffs. Fumbles-Lost — 2-1 in 2016.

NFL debut: at Chicago, 9/13/15
First NFL start: at San Francisco, 10/4/15
First NFL touchdown: vs. Kansas City, 9/28/15 (8-yard reception, A.Rodgers)
First NFL 100-yard game: at Chicago, 12/18/16 (162 yards)

CAREER TRANSACTIONS

- 2015 Selected by Green Bay Packers in the third round (94th overall) of '15 NFL Draft, May 1...Signed first contract, May 21...Placed on injured reserve (ankle), Dec. 21.

MONTGOMERY'S SINGLE-GAME CAREER HIGHS

Rushing
 Attempts 16, at Chi. (12/18/16)
 Yards 162, at Chi. (12/18/16)
 Long 61, at Chi. (12/18/16)
 Touchdowns* 2, at Chi. (12/18/16)

Receiving
 Receptions 10, vs. Dal. (10/16/16) and vs. Chi. (10/20/16)
 Yards 98, vs. Dal. (10/16/16)
 Long 31t, vs. StL (10/11/15)

Total Offense 163, vs. Chi. (12/18/16)

Kickoff Returns
 Returns 3, at Chi. (9/13/15)
 Yards 106, at Chi. (9/13/15)
 Long 46, at Chi. (9/13/15)

* Posted two rushing TDs in '16 playoffs at Dallas, 1/15/17

TY MONTGOMERY GAME-BY-GAME

2015, GREEN BAY

| Date | Opponent | GP/GS | —RUSHING— | | | | | —RECEIVING— | | | | | Total Offense |
|-------------------|----------|------------|---------------------------|-----------|------------|----------|----------|-------------|------------|------------|------------|----------|------------------|
| | | | No | Yds | Avg | Lg | TD | No | Yds | Avg | Lg | TD | |
| 09/13 | at Chi-W | 1/0 | 0 | 0 | -- | -- | 0 | 0 | -- | -- | 0 | 0 | |
| 09/20 | Sea-W | 1/0 | 0 | 0 | -- | -- | 0 | 4 | 37 | 9.3 | 17 | 0 | |
| 09/28 | KC-W | 1/0 | 0 | 0 | -- | -- | 0 | 2 | 14 | 14.0 | 14 | 1 | |
| 10/04 | at SF-W | 1/1 | 2 | 10 | 5.0 | 9 | 0 | 3 | 15 | 5.0 | 8 | 0 | |
| 10/11 | StL-W | 1/1 | 0 | 0 | -- | -- | 0 | 4 | 59 | 14.8 | 31t | 1 | |
| 10/18 | SD-W | 1/1 | 1 | 4 | 4.0 | 4 | 0 | 2 | 11 | 5.5 | 6 | 0 | |
| 11/01 | at Den-L | | (inactive — ankle) | | | | | | | | | | |
| 11/08 | at Car-L | | (inactive — ankle) | | | | | | | | | | |
| 11/15 | Det-L | | (inactive — ankle) | | | | | | | | | | |
| 11/22 | at Min-W | | (inactive — ankle) | | | | | | | | | | |
| 11/26 | Chi-L | | (inactive — ankle) | | | | | | | | | | |
| 12/03 | at Det-W | | (inactive — ankle) | | | | | | | | | | |
| 12/13 | Dal-W | | (inactive — ankle) | | | | | | | | | | |
| 12/20 | at Oak-W | | (inactive — ankle) | | | | | | | | | | |
| 12/27 | at Ari-L | | (injured reserve — ankle) | | | | | | | | | | |
| 01/03 | Min-L | | (injured reserve — ankle) | | | | | | | | | | |
| *15 TOTALS | | 6/3 | 3 | 14 | 4.7 | 9 | 0 | 15 | 136 | 9.1 | 31t | 2 | 150 |
| 01/10 | at Was-W | | (injured reserve — ankle) | | | | | | | | | | |
| 01/16 | at Ari-L | | (injured reserve — ankle) | | | | | | | | | | |
| PLAYOFFS | | | | | | | | | | | | | |

*NFC Wild Card Playoff; †NFC Divisional Playoff

2016, GREEN BAY

| Date | Opponent | GP/GS | —RUSHING— | | | | | —RECEIVING— | | | | | Total Offense |
|-------------------|----------|-------------|----------------------|------------|------------|-----------|----------|-------------|------------|------------|-----------|----------|------------------|
| | | | No | Yds | Avg | Lg | TD | No | Yds | Avg | Lg | TD | |
| 09/11 | at Jax-W | 1/0 | 0 | 0 | -- | -- | 0 | 0 | 0 | -- | -- | 0 | 0 |
| 09/18 | at Min-L | 1/0 | 0 | 0 | -- | -- | 0 | 0 | 0 | -- | -- | 0 | 0 |
| 09/25 | Det-W | 1/0 | 1 | -1 | -1.0 | -1 | 0 | 0 | 0 | -- | -- | 0 | -1 |
| 10/09 | NYG-W | 1/0 | 1 | 1 | 1.0 | 1 | 0 | 0 | 0 | -- | -- | 0 | 1 |
| 10/16 | Dal-W | 1/0 | 3 | 6 | 2.0 | 6 | 0 | 10 | 98 | 9.8 | 15 | 0 | 104 |
| 10/20 | Chi-W | 1/1 | 9 | 60 | 6.7 | 30 | 0 | 10 | 66 | 6.6 | 13 | 0 | 126 |
| 10/30 | at Atl-L | | (inactive — illness) | | | | | | | | | | |
| 11/06 | Ind-L | 1/1 | 7 | 53 | 7.6 | 24 | 0 | 3 | 38 | 12.7 | 18 | 0 | 91 |
| 11/13 | at Ten-L | 1/0 | 3 | 9 | 3.0 | 5 | 0 | 2 | 11 | 5.5 | 8 | 0 | 20 |
| 11/20 | at Was-L | 1/0 | 4 | 17 | 4.3 | 7 | 0 | 3 | 27 | 9.0 | 10 | 0 | 44 |
| 11/28 | at Phi-W | 1/0 | 1 | 2 | 2.0 | 2 | 0 | 2 | 12 | 6.0 | 9 | 0 | 14 |
| 12/04 | Hou-W | 1/0 | 6 | 40 | 6.7 | 13 | 0 | 2 | 16 | 8.0 | 10 | 0 | 56 |
| 12/11 | Sea-W | 1/1 | 9 | 41 | 4.6 | 17 | 1 | 3 | 45 | 15.0 | 24 | 0 | 86 |
| 12/18 | at Chi-W | 1/1 | 16 | 162 | 10.1 | 61 | 2 | 2 | 1 | 0.5 | 2 | 0 | 163 |
| 12/24 | Min-W | 1/1 | 9 | 23 | 2.6 | 6 | 0 | 4 | 17 | 4.3 | 10 | 0 | 40 |
| 01/01 | at Det-W | 1/1 | 8 | 44 | 5.5 | 11 | 0 | 3 | 17 | 5.7 | 9 | 0 | 61 |
| *16 TOTALS | | 15/6 | 77 | 457 | 5.9 | 61 | 3 | 44 | 348 | 7.9 | 24 | 0 | 805 |
| 01/08 | NYG-W | 1/1 | 11 | 27 | 2.5 | 9 | 0 | 3 | 41 | 13.7 | 34 | 0 | 68 |
| 01/15 | at Dal-L | 1/1 | 11 | 47 | 4.3 | 15 | 2 | 6 | 34 | 5.7 | 17 | 0 | 81 |
| 01/22 | at Atl-L | 1/1 | 3 | 17 | 5.7 | 10 | 0 | 1 | 2 | 2.0 | 2 | 0 | 19 |
| PLAYOFFS | | 3/3 | 25 | 91 | 3.6 | 15 | 2 | 10 | 77 | 7.7 | 34 | 0 | 168 |

*NFC Wild Card Playoff; †NFC Divisional Playoff; ‡NFC Championship

AFTER THE BYE, 1990-2016

| Season | After bye | Pct. | Before bye | Overall | Season | After bye | Pct. | Before bye | Overall |
|--------|-----------|------|------------|---------|--------|-----------|------|------------|---------|
| 2011 | 8-1 | .889 | 7-0 | 15-1 | 1992 | 7-4 | .636 | 2-3 | 9-7 |
| 1997 | 8-1 | .889 | 5-2 | 13-3 | 2006 | 7-4 | .636 | 1-4 | 8-8 |
| 2014 | 7-1 | .875 | 5-3 | 12-4 | 2016 | 8-5 | .615 | 2-1 | 10-6 |
| 2007 | 8-2 | .800 | 5-1 | 13-3 | 1994 | 6-4 | .600 | 3-3 | 9-7 |
| 2001 | 8-2 | .800 | 4-2 | 12-4 | 2013 | 7-5-1 | .577 | 1-2 | 8-7-1 |
| 1996 | 7-2 | .778 | 6-1 | 13-3 | 1993 | 8-6 | .571 | 1-1 | 9-7 |
| 2003 | 7-2 | .778 | 3-4 | 10-6 | 2010 | 4-3 | .571 | 6-3 | 10-6 |
| 2009 | 9-3 | .750 | 2-2 | 11-5 | 1999 | 6-7 | .462 | 2-1 | 8-8 |
| 2004 | 6-2 | .750 | 4-4 | 10-6 | 2015 | 4-6 | .400 | 6-0 | 10-6 |
| 2012 | 5-2 | .714 | 6-3 | 11-5 | 1990 | 4-6 | .400 | 2-4 | 6-10 |
| 1998 | 7-3 | .700 | 4-2 | 11-5 | 1991 | 3-7 | .300 | 1-5 | 4-12 |
| 2002 | 6-3 | .667 | 6-1 | 12-4 | 2005 | 3-8 | .273 | 1-4 | 4-12 |
| 1995 | 8-4 | .667 | 3-1 | 11-5 | 2008 | 2-7 | .222 | 4-3 | 6-10 |
| 2000 | 6-3 | .667 | 3-4 | 9-7 | | | | | |

KYLE MURPHY

TACKLE | STANFORD

Second NFL Season | Second Packers Season



Ht: 6-6 Wt: 305 | Born: December 11, 1993 | NFL Games Played/Started: 3/0 | Acquired: D6-16



PRO HIGHLIGHTS:

- Played in three games as a rookie in 2016, seeing limited action at right guard and as an extra lineman.
- Dressed and did not play in one other game last season and was inactive for the other 12 contests (healthy scratch). Also was inactive for all three postseason games.
- Selected by Green Bay in the sixth round of the 2016 NFL Draft with the No. 200 overall selection, becoming the first Stanford offensive lineman to be drafted by the Packers since C John Macaulay was chosen in the 11th round (No. 294 overall) in 1982.

2016 SEASON: Played in three games as a rookie, dressed, but did not play, in another and was inactive for the other 12 contests (healthy scratch)...Also was inactive for all three playoff games...**At Atlanta (Oct. 30):** Was on the 46-man gameday roster for the first time in his career, but did not see any action...**At Washington (Nov. 20):** Made his NFL debut when he took over at RG for the final series of the game, seeing four snaps of action...**At Philadelphia (Nov. 28):** Played one snap on offense, coming in as an extra lineman for a play late in the fourth quarter...**Vs. Houston (Dec. 4):** Appeared on three offensive plays as an extra blocker, including a fourth-and-2 play in the second quarter that was converted with a RB Christine Michael 5-yard run...**2016 Draft:** Selected by Green Bay in the sixth round with the No. 200 overall selection, becoming the first Stanford offensive lineman to be drafted by the Packers since Macaulay was chosen in the 11th round (No. 294 overall) in 1982.

COLLEGE: Played in 54 career games with 34 starts in four years at Stanford, starting all 27 contests over his final two seasons (14 at LT, 13 at RT)...Member of an offensive line that finished in the top three among Pac-12 teams in sacks allowed in all four of his seasons...Part of a Stanford class that made a bowl appearance all four years and won three Pacific-12 titles (2012, 2013, 2015)...Appeared in three Rose Bowls as well, helping the Cardinal win two...Majored in science, technology and society (innovation, technology and organizations) at Stanford...**Senior season (2015):** Served as a team captain and started all 14 games at left tackle...Named third-team All-America by *Phil Steele's College Football*...Earned first-team All-Pac-12 honors from *The Associated Press* and *Phil Steele's College Football*...Was on the watch lists for the Outland Trophy and the Rotary Lombardi Award...Part of a team that scored 30 or more points in each of the final 13 games of the season...Blocked for RB Christian McCaffrey, who won Pac-12 Offensive Player of the Year and finished second in the Heisman Trophy voting after setting an FBS record with 3,864 all-purpose yards (2,019 rushing, 645 receiving, 130 on punt returns, 1,070 on kickoff returns)...Blocked for a team that rushed for 300-plus yards in three straight games for the first time in program history (325 at Oregon State, 314 vs. Arizona, 311 vs. UCLA)...**Junior season (2014):** Started all 13 games at right tackle...Selected second-team All-Pac-12 by *Phil Steele's College Football*...Part of an offensive line that ranked 18th nationally in tackles for a loss

AT A GLANCE ...

- Appeared in three games as a rookie in 2016, seeing limited action at right guard and as an extra lineman.
- Played in 54 games with 34 starts in four years at Stanford, earning first-team All-Pacific-12 honors from *The Associated Press* and serving as a team captain as a senior.
- Started all 27 games over his final two seasons with the Cardinal, opening games at both tackle spots (14 at LT, 13 at RT).
- Part of a Stanford class that made a bowl appearance all four years and won three Pac-12 titles (2012, 2013, 2015).
- Selected by the Packers in the sixth round of the 2016 NFL Draft with the No. 200 overall selection, becoming the first offensive lineman out of Stanford to be drafted by Green Bay since C John Macaulay was chosen in the 11th round (No. 294 overall) in 1982.

allowed (4.62 per game) and 42nd in sacks allowed (1.77 per game)...Blocked for QB Kevin Hogan, who finished No. 15 in the nation in completion percentage (65.9 percent), No. 24 in passing efficiency (145.8) and No. 25 in yards per pass attempt (7.93)...**Sophomore season (2013):** Played in 13 games at offensive tackle, making five starts...Also played in jumbo packages...Part of a team that won the Pac-12 and appeared in the Rose Bowl for the second consecutive season, marking the first back-to-back conference championships and Rose Bowl appearances for Stanford since 1970-71...Member of a line that helped the offense rank No. 22 in the country in rushing (207.4 yards per game), No. 11 in sacks allowed (1.14 per game) and No. 7 in tackles for a loss allowed (4.14 per game)...**Freshman season (2012):** Was one of three freshmen to play on the offensive line, joining Joshua Garnett and T Andrus Peat...Played in 14 games with two starts...Followed Garnett as the first true freshman offensive lineman to start at Stanford since 2000...Averaged 25 snaps a game as the Cardinal's "jumbo" tight end plus both offensive tackle positions during the course of the year...Wore two jersey numbers: No. 78 on the line of scrimmage and eligible No. 94 when off the line.

PERSONAL: Given name Kyle Neil Murphy...Born in Mission Viejo, Calif.Single...His brother, Kevin, played at Harvard from 2008-11 and with the Minnesota Vikings in 2012-13...Worked two internships in college, the first with the San Jose Earthquakes in sales and marketing after his freshman year and then as a financial analyst with Bank of America/Merrill Lynch following his junior year...**High school:** Three-year varsity letterwinner in football at San Clemente (Calif.) High School, playing offensive tackle and defensive end...Named an All-American by *SuperPrep*, *PrepStar* and *MaxPreps* and was listed as a five-star recruit by both Rivals and Scout.com...Rated as the third-best high school offensive tackle and 19th top overall recruit in the nation by Rivals.com...Also listed as the second-best recruit in California by Rivals.com and *SuperPrep*...Ranked as the fourth-best offensive tackle in the country by Scout.com and ESPNU.com...Ranked as the top offensive lineman in the nation and 16th recruit overall by *SuperPrep*...Was a three-time All-South Coast Conference selection...

Named Most Valuable Player of the South Coast Conference as a senior...Was a two-time All-Orange County selection by the *Orange County Register*...Participated in the 2012 U.S. Army All-American Bowl and received the Glenn Davis Award, given annually to a player on the West team who best epitomizes the U.S. Army's high standards of excellence in community service, education and athletic excel-

lence...Was a Sea View League champion in the shot put in his only year in track and field... Also played volleyball for two years...**Community involvement:** Was involved with Read Across America in college and also visited a children's hospital in Long Beach, Calif. ...Residence: San Clemente, Calif.

KYLE MURPHY'S PRO GAMES PLAYED/STARTED

| Year | Team | GP | GS |
|------|----------------|----|----|
| 2016 | Green Bay..... | 3 | 0 |

Inactive for Packers' three games during 2016 playoffs

Additional statistics: Miscellaneous tackles — 1 in 2016.

NFL debut: at Washington, 11/20/16

CAREER TRANSACTIONS

- 2016 Selected by Green Bay Packers in the sixth round (200th overall) of '16 NFL Draft, April 30...Signed first contract, May 6.

PACKERS PLAYERS BY COLLEGE (1921-2016, 326 SCHOOLS)

| | | | | | |
|----------------------------|--------------------------|--------------------------------|--------------------------------|----------------------------|------------------------------|
| Abilene Christian.....1 | Delta State.....1 | Knoxville.....1 | North Carolina.....17 | St. Joseph's (Ind.).....1 | Toledo.....2 |
| Air Force.....1 | Denver.....1 | La Crosse St. Teachers.....1 | North Carolina A&T.....4 | St. Mary's (Calif.).....7 | Toronto.....1 |
| Alabama.....27 | DePaul.....1 | Lake Forest.....1 | N.C. Central.....1 | St. Norbert.....1 | Towson State.....1 |
| Alabama-Birmingham.....1 | Detroit.....3 | Langston.....3 | North Carolina State.....4 | St. Thomas.....2 | Trinity (Conn.).....1 |
| Alabama State.....1 | Doane.....1 | Lawrence.....4 | North Dakota.....2 | Samford.....1 | Troy.....5 |
| Albright.....1 | Drake.....1 | Lewis.....1 | North Dakota State.....3 | San Diego State.....13 | Tulane.....11 |
| Alcorn A&M.....2 | Duke.....2 | Liberty.....2 | North Texas State.....1 | San Francisco.....3 | Tulsa.....9 |
| Alcorn State.....2 | Duquesne.....1 | Lincoln (Mo.).....1 | Northeast Louisiana.....3 | San Jose State.....5 | Tuskegee.....3 |
| American Intl.....1 | East Carolina.....5 | Livingston.....1 | Northeastern.....2 | Santa Clara.....2 | UCLA.....21 |
| Angelo State.....2 | East Texas State.....3 | Long Beach City.....1 | N'eastern (Okla.) St.....1 | Shippensburg.....2 | Utah.....8 |
| Appalachian State.....2 | Eastern Illinois.....1 | Loras.....1 | Northern Arizona.....5 | South Carolina.....9 | Utah State.....13 |
| Arizona.....8 | Eastern Kentucky.....3 | Louisiana-Lafayette.....3 | Northern Illinois.....3 | South Carolina State.....1 | Valparaiso.....1 |
| Arizona State.....17 | Eastern Michigan.....4 | Louisiana State.....17 | Northern Iowa.....4 | South Dakota.....1 | Vanderbilt.....7 |
| Arkansas.....18 | Eastern New Mexico.....1 | Louisiana Tech.....5 | Northern Michigan.....3 | South Dakota State.....4 | Villanova.....5 |
| Arkansas-Pine Bluff.....2 | Elon.....2 | Louisville.....5 | Northwestern.....6 | South Florida.....1 | Virginia.....11 |
| Arkansas State.....2 | Evansville.....1 | Loyola (Calif.).....1 | N'western (La.) St.....4 | Southeast Mo. State.....1 | Virginia Military.....1 |
| Auburn.....19 | Ferrum.....1 | Macalester.....1 | Notre Dame.....52 | Southern California.....33 | Virginia Tech.....8 |
| Austin.....1 | Florida.....10 | Maine.....2 | Ohio State.....28 | S. Connecticut St.....1 | Virginia Union.....1 |
| Ball State.....5 | Florida A&M.....2 | Manchester.....1 | Oklahoma.....22 | Southern Methodist.....19 | Wake Forest.....5 |
| Baylor.....12 | Florida State.....14 | Marquette.....21 | Oklahoma A&M.....3 | Southern Mississippi.....6 | Washington.....14 |
| Beloit.....4 | Fordham.....3 | Marshall.....5 | Oklahoma State.....5 | Southern Oregon.....1 | Washington & Jefferson.....1 |
| Bethune-Cookman.....2 | Fort Hays State.....1 | Maryland.....5 | Old Dominion.....1 | Southern Univ.....5 | Washington & Lee.....1 |
| Bishop.....2 | Fresno State.....12 | Massachusetts.....3 | Oregon.....12 | S'west Mo. State.....1 | Washington State.....6 |
| Black Hills State.....1 | Furman.....2 | Memphis.....9 | Oregon State.....5 | Stanford.....15 | Wayne State.....1 |
| Boise State.....4 | Gardner-Webb.....1 | Mesa State.....2 | Pacific.....5 | Stephen F. Austin.....1 | Wayne State.....1 |
| Boston College.....12 | Georgetown.....2 | Miami (Fla.).....14 | Penn State.....20 | Stevens Pt. Teachers.....1 | Wesleyan (Conn.).....1 |
| Bowling Green.....4 | Georgia.....16 | Miami (Ohio).....3 | Pennsylvania.....1 | Superior State.....1 | Western Carolina.....1 |
| Brigham Young.....7 | Georgia Tech.....9 | Michigan.....30 | Philander Smith.....1 | Syracuse.....6 | Western Illinois.....3 |
| Bucknell.....2 | Gonzaga.....6 | Michigan State.....22 | Pittsburgh.....18 | Tampa.....1 | Western Kentucky.....1 |
| Buffalo.....2 | Graceland.....1 | Middle Tenn. State.....5 | Platteville St. Teachers.....1 | Tarleton State.....1 | Western Michigan.....6 |
| Cal Poly-Pomona.....2 | Grambling State.....8 | Millikin.....2 | Portland State.....3 | Temple.....2 | West Liberty State.....1 |
| Cal Poly-S.L. Obispo.....1 | Gustavus Adolphus.....2 | Milwaukee Teachers.....1 | Prairie View A&M.....3 | Tennessee.....20 | West Virginia.....4 |
| Cal State-Fullerton.....3 | Hamline.....1 | Minnesota.....44 | Princeton.....1 | Tennessee A&I.....1 | West Virginia Tech.....1 |
| Cal State-Northridge.....1 | Hampden-Sydney.....1 | Minnesota-Duluth.....2 | Purdue.....16 | Tenn.-Chattanooga.....2 | Wichita State.....3 |
| California.....16 | Hampton.....1 | Mississippi.....8 | Regina (Canada).....1 | Tennessee State.....5 | William & Mary.....3 |
| California (Pa.).....2 | Hardin-Simmons.....3 | Mississippi College.....1 | Regis.....1 | Texas.....19 | Williamette.....1 |
| California-Davis.....3 | Hawaii.....3 | Mississippi Delta.....1 | Rhode Island.....1 | Texas A&I.....4 | Wisconsin.....40 |
| California-Riverside.....1 | Heidelberg.....1 | Mississippi State.....9 | Rice.....6 | Texas A&M.....18 | Wisconsin-Eau Claire.....2 |
| California St.-L.A.....1 | Henderson State.....1 | Mississippi Valley St.....2 | Richmond.....4 | Texas A&M-Kingsville.....1 | Wisconsin-La Crosse.....1 |
| Carroll.....1 | Hillsdale.....1 | Missouri.....13 | Ripon.....3 | Texas-Arlington.....3 | Wisconsin Teachers.....2 |
| Carson-Newman.....2 | Hofstra.....1 | Missouri So. St.....1 | Rutgers.....1 | Texas Christian.....12 | Wooster.....1 |
| Catamba.....1 | Holy Cross.....1 | Missouri Western St.....1 | Sacramento State.....1 | Texas-El Paso.....8 | Wyoming.....3 |
| Catholic Univ.....1 | Houston.....7 | Monmouth.....1 | Saginaw Valley St.....2 | Texas Mines.....1 | Xavier.....1 |
| Centenary.....1 | Howard.....3 | Montana.....7 | St. Ambrose.....2 | Texas San Antonio.....1 | Yale.....3 |
| Central Arkansas.....1 | Howard Payne.....1 | Montana State.....4 | St. Benedict's.....1 | Texas Southern.....3 | Yankton.....1 |
| Central Florida.....4 | Idaho.....1 | Morgan State.....1 | St. Bonaventure.....1 | Texas Tech.....9 | |
| Central Michigan.....5 | Idaho State.....2 | Morningside.....1 | St. Edward's.....1 | Texas Western.....1 | |
| Central Oklahoma.....2 | Illinois.....10 | Morris Brown.....2 | St. John's.....2 | The Citadel.....1 | |
| Central (Ohio) State.....1 | Illinois State.....4 | Mount Senario.....1 | | | |
| Chadron State.....1 | Illinois Tech.....1 | Navy.....3 | | | |
| Cincinnati.....6 | Indiana.....17 | Nebraska.....31 | | | |
| Clark.....1 | Indiana State.....1 | Nebraska-Omaha.....1 | | | |
| Clemson.....9 | Iowa.....28 | Nevada.....6 | | | |
| Colgate.....1 | Iowa State.....2 | Nevada-Las Vegas.....1 | | | |
| Colorado.....18 | Jackson State.....4 | New Mexico.....5 | | | |
| Colorado State.....4 | John Carroll.....1 | New Mexico State.....1 | | | |
| Colorado St.-Pueblo.....1 | Kalamazoo.....1 | New Mex. Highlands.....1 | | | |
| Connecticut.....4 | Kansas.....10 | Newberry.....1 | | | |
| Cornell.....2 | Kansas State.....11 | N.Y., St. Univ. Cortland.....1 | | | |
| Creighton.....2 | Kent State.....4 | New York Univ.....1 | | | |
| Dartmouth.....2 | Kentucky.....13 | Norfolk State.....1 | | | |
| Delaware State.....2 | Kentucky State.....1 | North Alabama.....4 | | | |

SCHOOLS PRODUCING THE MOST PACKERS

| | | |
|----|--------------------------|----|
| 1 | Notre Dame..... | 52 |
| 2 | Minnesota..... | 44 |
| 3 | Wisconsin..... | 40 |
| 4 | Southern California..... | 33 |
| 5 | Nebraska..... | 31 |
| 6 | Michigan..... | 30 |
| 7 | Iowa..... | 28 |
| 7 | Ohio State..... | 28 |
| 9 | Alabama..... | 27 |
| 10 | Michigan State..... | 22 |

Includes only those who played in at least one Packers league game

JORDY NELSON

WIDE RECEIVER | KANSAS STATE

10th NFL Season | 10th Packers Season

PRO BOWLS: 2014



PRO BOWL



Ht: 6-3 | Wt: 217 | Born: May 31, 1985 | NFL Games Played/Started: 121/73 | Acquired: D2a-08

PRO HIGHLIGHTS:

➤ Ranks No. 4 in franchise history in receptions (497), No. 5 in receiving yards (7,366) and No. 3 in TD receptions (63) and 100-yard receiving games (25).

➤ Is one of only two players in franchise history (WR Sterling Sharpe, 1992-94) to register three straight seasons with 85-plus receptions (2013-14, 2016).

➤ Is the only player in team annals to record three seasons with 13-plus TD receptions (2011, 2014, 2016) and is the only active player in the league to accomplish that feat.

➤ Has posted 1,250-plus receiving yards and 13-plus TD catches in the same season three times in his career (2011, 2014, 2016), the fourth most in NFL history behind only Jerry Rice (six), Randy Moss (five) and Terrell Owens (four).

➤ Has caught 59 career TD passes from QB Aaron Rodgers, making them the most productive TD duo in franchise history as they moved past QB Brett Favre and WR Antonio Freeman (57) last season vs. Minnesota in Week 16.

➤ Ranks No. 3 in the NFL with 57 TD receptions since 2011 despite missing the entire 2015 season due to injury. Has averaged 80.2 receiving yards per game since '11, No. 6 in the NFL over that span.

➤ Returned to action last season after missing the 2015 campaign due to injury, catching 97 passes for 1,257 yards (13.0 avg.) and a league-leading 14 TDs on his way to winning the NFL Comeback Player of the Year from The Associated Press, the first Packer to earn the honor. Also was named Comeback Player of the Year by the Pro Football Writers of America and Sporting News.

➤ Was sidelined for the entire 2015 season after sustaining a significant knee injury in Green Bay's second pre-season contest (at Pittsburgh, Aug. 23).

➤ Set a single-season franchise record with 1,519 receiving yards in 2014, topping WR Robert Brooks' mark of 1,497 yards in 1995, as he was selected to his first career Pro Bowl and earned second-team All-Pro honors from AP.

➤ Also led the team with a career-high 98 receptions and 13 receiving TDs in 2014, becoming just the eighth player in NFL history to record 95-plus receptions, 1,500-plus receiving yards and 13-plus receiving TDs in the same season.

➤ Set a single-season franchise record in '14 by posting nine-plus catches in a game five times.

➤ Tied the team mark (Billy Howton, 1952) with a league-best seven TD catches of 40-plus yards in 2014. All seven came at home, an NFL record.

➤ Registered a career-high seven 100-yard receiving games in '14, which is tied with Sharpe (1992) for No. 2 in franchise history behind only Brooks' nine in 1995.

➤ Joined WR James Lofton (1983-84) as the only players in franchise history to register back-to-back 1,300-yard receiving seasons (2013-14).

➤ Posted 85 receptions for 1,314 yards (15.5 avg.) and eight TDs in 2013, ranking No. 10 in the league in receiving yards.

AT A GLANCE ...

■ Returned to action last season after missing the entire 2015 campaign (knee), catching 97 passes for 1,257 yards (13.0 avg.) and a league-leading 14 TDs on his way to winning the NFL Comeback Player of the Year from *The Associated Press*, the first Packer to earn the honor.

■ Ranks No. 4 in franchise history in receptions (497), No. 5 in receiving yards (7,366) and No. 3 in TD receptions (63) and 100-yard receiving games (25).

■ Is one of only two players in franchise history (WR Sterling Sharpe, 1992-94) to register three straight seasons with 85-plus receptions (2013-14, 2016).

■ Is the only player in team annals to record three seasons with 13-plus TD receptions (2011, 2014, 2016) and is the only active player in the league to do so.

■ Has posted 1,250-plus receiving yards and 13-plus TD catches in the same season three times in his career (2011, 2014, 2016), the fourth most in NFL history behind only Jerry Rice (six), Randy Moss (five) and Terrell Owens (four).

■ Ranks No. 3 in the NFL with 57 TD receptions since 2011 despite missing the entire 2015 season due to injury.

■ Set a single-season franchise record with 1,519 receiving yards in 2014, topping WR Robert Brooks' mark of 1,497 yards in 1995, as he was selected to his first career Pro Bowl and earned second-team All-Pro honors from AP.

■ Also led the team with a career-high 98 receptions and 13 receiving TDs in 2014, becoming just the eighth player in NFL history to record 95-plus receptions, 1,500-plus receiving yards and 13-plus receiving TDs in the same season.

■ Went from being a walk-on safety as a freshman in 2003 to posting the most prolific single season in Kansas State history with 122 receptions for 1,606 yards (13.2 avg.) as a senior in '07 on his way to earning consensus All-America honors.

➤ Led the league with 19 receptions of 25-plus yards in 2013, the most by a Packer since the statistic began to be recorded by STATS LLC in 1994.

➤ Caught 49 passes for 745 yards (15.2 avg.) and seven TDs in 2012 despite missing four full games and most of two others due to a hamstring injury.

➤ Posted 68 receptions for 1,263 yards (18.6 avg.) and a career-high 15 TDs in 2011.

➤ Ranked No. 3 in the league with the 15 TD catches, and became only the third player in team annals to hit that mark, joining WRs Sharpe (18 in 1994) and Don Hutson (17 in 1942).

➤ His 18.6-yard receiving average ranked No. 2 in the league in 2011 among players with 50-plus catches and No. 5 in single-season franchise history.

➤ Is tied for No. 1 in franchise history (WR Greg Jennings) with four career TD catches of 80-plus yards. Is tied with Buccaneers WR DeSean Jackson for No. 1 among active players.

➤ Registered three TD catches of 80-plus yards from Week 16 of 2010 through Week 6 of 2011, becoming the first NFL player since the 1970 AFL-NFL merger to post three 80-yard TD grabs over an eight-game span in the regular season.

- *Posted two 80-yard TD catches in 2011, which tied the single-season franchise mark held by four other players.*
- *Caught a TD pass in all eight home games in 2011, becoming the first NFL player to do so since the league went to a 16-game schedule in 1978.*
- *Became just the fourth receiver in Super Bowl history to register nine-plus receptions for at least 140 yards and a TD when he hauled in nine passes for 140 yards and a score vs. Pittsburgh in Super Bowl XLV.*
- *Tied Jennings for the team lead with a league-high 21 catches in the 2010 playoffs, which topped Brooks (1995) and Freeman (1997) for the franchise single-postseason mark. The tandem became the first WR teammate duo in NFL history to each post 20 receptions in the same postseason.*
- *Ranks No. 1 in team playoff history with 54 career receptions.*

2016 SEASON: Started all 16 games and led the team in all three receiving categories with 97 receptions for 1,257 yards (13.0 avg.) and 14 TDs...Led the league in TD catches, ranked No. 5 in receptions and ranked No. 6 in receiving yards...Was named the Comeback Player of the Year by AP, the first Packer to win the award...Was also named the Comeback Player of the Year by the Pro Football Writers of America and *Sporting News*...Was named first alternate for the Pro Bowl...Posted a TD catch in 11 games on the season, two more than any other player in the NFL...It also tied Sharpe (1992 and 1994) for the most games with a TD catch in a season in team annals...Was tied for the league lead with three multi-TD receiving games...Led the NFL in red-zone catches (19), red-zone receiving yards (127) and red-zone TD receptions (11), three more TDs than any other player in the league...The 11 red-zone TDs matched the best mark by a Packer since STATS began recording red-zone TDs in 1991 (11 TDs by WR James Jones in 2012 and Sharpe in 1994)...Posted eight games with 90-plus receiving yards, tied for the most in the NFL on the season...Led the team and was tied for No. 4 in the NFL with five 100-yard receiving games...Caught six-plus passes in 10 games, besting his previous high of nine in 2014...Was tied for No. 6 in the NFL with 62 receiving first downs...Started two postseason games and caught seven passes for 80 yards (11.4 avg.) and a TD...**At Jacksonville (Sept. 11):** After missing the entire 2015 season due to a knee injury, returned to the starting lineup and played 54 snaps, tying for the team lead with six catches for 32 yards (5.3 avg.) and a TD, the 50th TD catch of his career...**Vs. Detroit (Sept. 25):** Led the team with six catches for 101 yards (16.8 avg.) and two TDs, with all of his receptions coming in the first half. It marked the third time in his career that he had posted 100-plus receiving yards in a first half (Weeks 10-11 in 2014). Joined Jones as the only Packers over the past 15 seasons (2002-16) to register at least one TD grab in each of the first three games of the season...**At Tennessee (Nov. 13):** Led the offense with a career-high 12 receptions for 126 yards (10.5 avg.) and a TD, the franchise-record sixth 10-catch game by a Packer on the season...**Vs. Houston (Dec. 4):** Led the team with eight receptions for 118 yards (14.8 avg.) and a TD. Had three catches of 20-plus yards, with all of them coming in the fourth quarter, highlighted by his 32-yard TD grab...**At Chicago (Dec. 18):** Posted a team-high seven catches for 124 yards (17.7 avg.), including a 60-yard catch late in the game that set up Crosby's 32-yard game-winning FG as time expired. On third-and-11 at the Green Bay 26, got inside on CB Cre'Von LeBlanc and beat him down the middle of the field as Rodgers lofted a pass that he hauled in at the Chicago 14 to set up Crosby's kick...**Vs. Minnesota (Dec. 24):** Hauled in nine passes for a season-high 154 yards (17.1 avg.) and two TDs. With the two TDs, joined Rodgers to become the

most productive TD duo (59) in team history as the tandem bested the mark set by Favre/Freeman (57). The TDs brought his season total to 14 as he became the first player in team history to record 13-plus TD grabs in three different seasons. Also moved past WR Donald Driver (61) for the No. 3 spot on the franchise receiving-TD list. His nine receptions gave him 491 for his career as he surpassed Hutson for the No. 4 spot in team annals. Also moved past Hutson (24) with his 25th 100-yard receiving game (now No. 3 in franchise history)...**Vs. N.Y. Giants (NFC Wild Card, Jan. 8):** Started, but was limited to just 16 snaps because of an injury to his ribs he sustained as he attempted to make a catch down the sideline with just over 11 minutes remaining in the first half. Absorbed a hit from S Leon Hall as he tried to make the reception near the Giants' 45...**At Atlanta (NFC Championship, Jan. 22):** Returned to action after missing the NFC Divisional contest at Dallas, starting and playing 49 snaps despite dealing with broken ribs. Caught six passes for 67 yards (11.2 avg.) and a TD, bringing his career reception total in the postseason to 54 as he moved past Jennings (50) for the No. 1 spot in team history.

2015: Spent the season on injured reserve after sustaining a knee injury as he made an 8-yard catch on the Packers' opening drive in a preseason contest at Pittsburgh (Aug. 23)...Was placed on injured reserve on Sept. 1.

2014: Started all 16 games and led the team with a career-high 98 catches for a franchise-record 1,519 receiving yards (15.5 avg.) and 13 TDs...Was selected to his first career Pro Bowl...Was named first-team All-Pro by *Sporting News*, second-team All-Pro by AP and first-team All-NFC by the PFWA...Became just the eighth player in NFL history to record 95-plus receptions, 1,500-plus receiving yards and 13-plus receiving TDs in a season...His reception total ranks No. 4 in team single-season history...Ranked No. 4 in the league in receiving yards and No. 7 in the NFL in receptions...Was tied for No. 2 in the league in TD catches, trailing only Bryant (16)...Teamed with Randall Cobb to become the first WR duo in NFL history to both register 90-plus catches, 1,200-plus receiving yards and 12-plus TD catches in the same season...Had a career-high seven 100-yard receiving games on the season, which is tied with Sharpe (1992) for No. 2 in franchise history behind only Brooks' nine in 1995...Recorded nine-plus receptions in a game five times, a franchise record...Had three TD receptions of 65-plus yards, the most by a Packer since Freeman had four in 1998...Ranked No. 1 in the league with seven TD catches of 40-plus yards on the season, which also tied for No. 1 in franchise history, matching Billy Howton's mark of seven in 1952...Finished tied for No. 3 in the NFL (Cobb) with 71 receiving first downs...Posted 465 receiving yards on third down, good for No. 3 in the NFL behind only Steelers WR Antonio Brown (549) and Lions WR Golden Tate (536)...Started both playoff games and caught seven passes for 93 yards (13.3 avg.)...**Vs. N.Y. Jets (Sept. 14):** Posted a career-best 209 yards on nine receptions (23.2 avg.), only the 11th 200-yard receiving game in the history of the franchise and the highest total since WR Don Beebe's 220-yard outing vs. San Francisco on Oct. 14, 1996. Dating back to the 2013 season finale, it marked his third straight game with nine or more catches as he joined Hutson (three straight in 1942) as the only players in franchise history to accomplish the feat. With the game tied at 24 late in the third quarter, caught what proved to be the game-winning 80-yard TD pass from Rodgers on the opening play of the drive. It marked his fourth TD catch of 80-plus yards, tying Jennings for the career franchise record. On the play, ran an out-and-up move at the Green Bay 30 to beat CB Dee Milliner, caught the ball near midfield and then made a cutback move on S Calvin Pryor as he took it the rest of the way for the score...**At Chicago (Sept. 28):** Posted 10

receptions for 108 yards (10.8 avg.) and two TDs, his second 10-catch game in a five-game span (at Chicago, Dec. 29, 2013). Caught a 3-yard TD pass in the second quarter, beating CB Kyle Fuller on a fade in the left corner of the end zone. Made a leaping grab for an 11-yard score in the third quarter, absorbing a hit from CB Tim Jennings on the catch near the back of the end zone. Joined Cobb as they became the first Green Bay players to both post 100 receiving yards and two TD catches in the same game since Carroll Dale and Boyd Dowler hit those marks vs. the St. Louis Cardinals on Dec. 21, 1969. Went over the 5,000-yard mark for his career on a 15-yard reception on a third-and-8 in the second quarter...**At Miami (Oct. 12):** Led the team in receptions (nine) and receiving yards (107), his fourth game with nine-plus receptions on the season and his third 100-yard game. On the Packers' game-winning TD drive late in the fourth quarter, made an 18-yard grab down the right sideline on fourth-and-10 with just over a minute remaining to keep the drive alive...**Vs. Chicago (Nov. 9):** Led the team with six receptions for a team-high 152 yards (25.3 avg.) and two TDs. All of his yardage came in the first half, his career high for any half, and was tied for the second-most by a Packer in a first half (Jones vs. Washington, Sept. 15, 2013) since Freeman posted 169 yards in the first half vs. Tennessee on Dec. 20, 1998. Posted TD catches of 73 and 40 yards, both early in the second quarter, the first time in his career that he had posted two TD grabs of 40-plus yards in a game...**Vs. Atlanta (Dec. 8):** Led the team with eight receptions for 146 yards (18.3 avg.) and two TDs. With Green Bay leading, 34-24, in the fourth quarter, made an out-and-up move to beat S Kemal Ishmael down the middle of the field as Rodgers found him for a 60-yard bomb on a play-action pass. The TD grab was his seventh of 40-plus yards on the season as he tied Howton's single-season franchise record set in 1952...**Vs. Tampa Bay (Dec. 21):** Posted nine receptions for 113 yards (12.6 avg.) and a TD, his team-record fifth game on the season with nine-plus catches...**Vs. Detroit (Dec. 28):** Led the team with six receptions for 86 yards (14.3 avg.), with five of his catches going for first downs. Early in the fourth quarter, caught a short pass over the middle that he took for a 15-yard gain to surpass Brooks' single-season franchise mark for receiving yards...**At Seattle (NFC Championship, Jan. 18):** Led the team with 71 yards receiving on five catches (14.2 avg.). Four of his five receptions went for first downs, including a 23-yard grab over the middle early in the second quarter.

2013: Started all 16 games for the first time in his career and led the team in all three receiving categories with 85 receptions for 1,314 yards (15.5 avg.) and eight TDs, despite the team starting four different QBs on the season... Was named a Pro Bowl alternate... Also started the team's playoff contest... Ranked No. 10 in the NFL in receiving yards and tied for No. 14 in receptions... Led the league in 25-yard catches with 19 on the season, the most by a Packer since STATS LLC began recording the statistic in 1994, and tied for the fifth most by any NFL player over that span... Missed all but one series of the preseason due to a knee injury...**At San Francisco (Sept. 8):** Opened the regular season in stride by tying for the team lead with seven receptions for 130 yards (18.6 avg.) and a TD...**At Baltimore (Oct. 13):** With fellow starting WRs Cobb and Jones lost in the first half due to knee injuries, led the team with 113 receiving yards on four grabs (28.3 avg.), highlighted by a 64-yard TD catch that helped put the game out of reach late in the third quarter. On the score, sped past CB Lardarius Webb on a play-action pass to extend Green Bay's lead to 16-3...**At Minnesota (Oct. 27):** Led the team with seven catches for 123 yards (17.6 avg.) and two TDs. On the second TD, caught a quick throw from Rodgers at the Green Bay 33, broke a tackle by LB Chad Greenway, cut across the secondary and ran away from

S Andrew Sendejo for a season-long 76-yarder...**Vs. Atlanta (Dec. 8):** Hauled in four passes for a team-high 85 yards (21.3 avg.), surpassing the 1,000-yard mark for the season for the second time in his career...**At Chicago (Dec. 29):** With Rodgers back in the starting lineup after missing seven games due to a fractured collarbone, posted a season-high 10 catches for 161 yards (16.1 avg.). The yardage total fell just 1 yard shy of his previous career best at the time (162 vs. Detroit, Week 17 in 2011). Seven of his catches went for first downs, with the last of his receptions, a diving 6-yard grab on fourth-and-1, keeping the Packers' game-winning TD drive alive.

2012: Played in 12 regular-season games with 10 starts and caught 49 passes for 745 yards (15.2 avg.) and seven TDs... Of his 49 receptions, 36 went for first downs, a 73.5 percentage that ranked No. 1 on the team... Missed four full games and most of two others due to a hamstring injury... Appeared in both playoff games and posted eight receptions for 97 yards (12.1 avg.)...**Vs. New Orleans (Sept. 30):** Paced the team with eight catches for 93 yards (11.6 avg.) and a TD. With the Packers trailing, 27-21, in the fourth quarter, beat a jam from CB Patrick Robinson at the line, caught a slant from Rodgers and fought his way past Robinson and CB Corey White for an 11-yard TD that proved to be the winning score...**At Houston (Oct. 14):** Had a dominant performance in the prime-time matchup, matching his career highs at the time with nine catches and three TDs, along with a game-high 121 receiving yards (13.4 avg.). It marked his second three-TD outing over a seven-game stretch (Week 17 in 2011 vs. Detroit) as he became the first NFL player to accomplish that feat since Redskins WR Santana Moss (2005-06) and the first Packer to do so since Sharpe (1994)...**At St. Louis (Oct. 21):** Led the team in receiving for the second straight week, finishing the game with eight grabs for a season-high 122 yards (15.3 avg.) and a TD. Beat CB Janoris Jenkins down the right sideline in the first quarter for a 52-yard gain on what was a defensive-offside free play...**Vs. Jacksonville (Oct. 28):** Sustained a hamstring injury during the practice week and was listed as a game-day inactive. It marked the first regular-season game he had missed since Week 9 of 2009 (knee) and snapped his consecutive-games-played streak at 53 (including playoffs)...**Vs. Arizona (Nov. 4):** Returned to action, but sustained an ankle injury catching a pass in the red zone on the offense's second drive of the game, and did not return...**At N.Y. Giants (Nov. 25):** Had one of the team's lone highlights, beating CB Corey Webster on a stop-and-go double-move down the right sideline for a 61-yard TD on the offense's fourth play from scrimmage. Finished with two catches for a team-high 71 yards (35.5 avg.)...**Vs. Minnesota (Dec. 2):** Started the game and appeared on 11 plays, but suffered a hamstring injury following a 10-yard catch in the first quarter and did not return. The injury would sideline him for the next three games (Weeks 14-16)...**At Minnesota (Dec. 30):** Returned to action and finished with three catches for 87 yards (29.0 avg.) and a TD. Raced past CB Marcus Sherels in the third quarter, caught the ball near midfield and ran the rest of the way before being pushed out of bounds at the Minnesota 8 for a season-long 73-yard grab. Later drew a pass-interference penalty on CB A.J. Jefferson on a play near the goal line late in the fourth quarter, setting up a first-and-goal from the 2. Made a back-shoulder catch on the next play for the 2-yard TD that tied the game at 34 with 2:54 remaining.

2011: Played in all 16 games for the second straight season with nine starts, while also playing in the team's playoff contest... Enjoyed a breakout season that saw him catch 68 passes for 1,263 yards and a career-high 15 TDs on his way to being named a Pro Bowl alternate... His TD

total ranked No. 3 in the NFL and was also good for No. 3 in franchise history behind Sharpe (18 in 1994) and Hutson (17 in 1942)...The yardage output ranked No. 9 in the NFL... Finished No. 2 in the NFL (min. 50 catches) with an 18.6-yard receiving average, trailing only Giants WR Victor Cruz (18.7)...His 18.6-yard average was the best by a Packer since Lofton's 22.0-yard average in 1984 and was good for No. 5 in franchise history (min. 50 receptions)...Caught a TD pass in all eight home games, the first NFL player to do so since the league went to a 16-game schedule in 1978... Posted two TD receptions of 80-plus yards, which tied the single-season franchise mark...**At Carolina (Sept. 18):** Made his lone reception on the afternoon a memorable one, an 84-yard catch-and-run TD with just over two minutes remaining to extend Green Bay's lead to 30-16 in the 30-23 win...**Vs. St. Louis (Oct. 16):** Posted a career-long 93-yard catch-and-run for a TD in the second quarter, the fourth-longest reception in franchise history. The play made him the first NFL player since the 1970 merger to register three catches of at least 80 yards over an eight-game span in the regular season. Added an 11-yard catch to register his second career 100-yard game, finishing with two grabs for 104 yards (52.0 avg.)...**Vs. Minnesota (Nov. 14):** Posted the first multi-TD-catch game of his career and paced the club with five catches for 63 yards (12.6 avg.)...**Vs. Tampa Bay (Nov. 20):** Continued his torrid stretch with six catches for 123 yards (20.5 avg.) and two TDs. Became the first Packer to register multiple TD catches in back-to-back games since TE Tyrone Davis in 1998 and was the first WR to do so since Freeman in 1996...**At N.Y. Giants (Dec. 4):** Caught four passes for 94 yards (23.5 avg.) with his most meaningful play coming on the final drive of the game. With the contest tied at 35, ran a stop-and-go double move on CB Will Blackmon along the left sideline before hauling in a 27-yard pass at the New York 29 to help set up Crosby's game-winning 31-yard FG as time expired...**Vs. Chicago (Dec. 25):** Recorded a team-high six grabs for 115 yards (19.2 avg.) and two TDs as he surpassed the 1,000-yard receiving plateau for the first time in his career...**Vs. Detroit (Jan. 1):** Capped off the finest season of his career to that point in style, posting nine receptions for 162 yards (18.0 avg.) and three TDs. Became just the second player in franchise history to register at least eight receptions and 150 receiving yards with three receiving TDs in a game, joining WR Javon Walker (at Indianapolis, Sept. 26, 2004).

2010: Played in all 16 contests for the first time in his career with four starts...Posted 45 catches, good for fourth on the team, for 582 yards, which ranked third on the team... Recorded two TD catches for the third straight season... Led the team with a 22.5-yard average on 22 kickoff returns, with a long of 51...Was especially productive over the final 12 games with 39 receptions for 529 yards (13.6 avg.), including all six of his 25-yard catches...Tied Jennings for the team lead with a league-high 21 catches in the playoffs, which topped Brooks (17 in 1995) and Freeman (17 in 1997) for the franchise postseason mark...His 286 receiving yards in the playoffs ranked No. 3 in franchise postseason history behind only Freeman (308 in 1997) and

Jennings (303 in 2010)...**At Philadelphia (Sept. 12):** Posted a 31.2-yard average on five kickoff returns, the best mark by a Packer with five-plus returns since WR Roell Preston's 32.0-yard average on eight returns vs. Minnesota (Oct. 5, 1998). Had returns of 51 and 40 yards in the second half, the first time in his career he had two 40-yard returns in the same game, and was awarded a game ball by the coaching staff...**At N.Y. Jets (Oct. 31):** Posted a season-high five catches for 55 yards (11.0 avg.). Made a clutch reception in the fourth quarter, hauling in a 14-yard pass over the middle to convert a third down. The catch helped set up Crosby's second FG, a 41-yarder that put Green Bay up, 6-0, with just under four minutes left...**At Atlanta (Nov. 28):** Matched his season high for receptions with five for 61 yards (12.2 avg.), including a 10-yard bullet from Rodgers in the back of the end zone on fourth down with 56 seconds remaining that tied the game at 17...**Vs. N.Y. Giants (Dec. 26):** Caught four passes for a season-high 124 yards (31.0 avg.), highlighted by a season-long 80-yard reception for a TD in the first quarter. On the play, beat S Antrel Rolle down the middle of the field and streaked into the end zone...**At Atlanta (NFC Divisional, Jan. 15):** Started and posted eight receptions for 79 yards (9.9 avg.) and a TD. Four of the grabs came on third down to pick up first downs, including an 8-yard catch to the Atlanta 8 that converted a third-and-3. Punctuated that drive with a 6-yard TD reception...**Vs. Pittsburgh (Super Bowl XLV, Feb. 6):** Led the team with nine receptions for 140 yards (15.6 avg.) and a TD, becoming just the fourth receiver in Super Bowl history with nine-plus receptions for at least 140 yards and a TD as he joined Washington's Ricky Sanders (XXII), San Francisco's Jerry Rice (Super Bowl XXIII and XXIX) and New England's Deion Branch (XXXVIII). The nine catches tied RB Edgar Bennett (at Dallas, Jan. 16, 1994) and Freeman (vs. Denver, Jan. 25, 1998) for the most by a Packer in the postseason and tied the third-highest total by any NFL player in a Super Bowl. His yardage total was the most by an individual in any of the franchise's five Super Bowl appearances and was the fourth-highest single-game total in team postseason history. Scored his TD from 29 yards out on a third-and-1 on the offense's second drive of the game when he ran a go route along the right sideline against CB William Gay, jumping up to haul the ball in at the 3-yard line before falling into the end zone.

2009: Played in 13 games and posted 22 receptions for 320 yards (14.5 avg.) and two TDs...Also returned 25 kickoffs for a 25.4-yard average and 17 punts for a 5.3-yard average...His kickoff-return average ranked sixth in the NFC and 11th in the NFL...Inactive at Cleveland (Oct. 25), vs. Minnesota (Nov. 1) and at Tampa Bay (Nov. 8) with a knee injury sustained vs. Detroit (Oct. 18)...**At Minnesota (Oct. 5):** Caught three passes for 47 yards (15.7 avg.), including a short pass over the middle in the fourth quarter that he took 33 yards for a TD...**Vs. Detroit (Oct. 18):** Returned one kickoff for 29 yards, but sustained a sprained knee on his first punt return of the game, a muffed catch that he recovered at the Green Bay 22; the injury sidelined him for the remainder of the game and the next three contests...

IMPOSTER

During the 1923 season, the *Green Bay Press-Gazette* published a major story announcing the Packers had signed Jack "Dollie" Gray, an end who'd received All-America honors at Princeton.

According to participation charts kept by George Calhoun, Gray started his only game played – a 24-3 loss to the Racine Legion at Bellevue Park.

Made suspicious by Gray's performance, Curly Lambeau checked the player's background, only to discover he was an imposter. Lambeau quickly gave the player – whoever he was – his walking papers.

However, because he did play in a game, the Packers still list him on their all-time roster.

Vs. Dallas (Nov. 15): Returned from the knee injury and posted a season-high four receptions for 32 yards (8.0 avg.)...**At Pittsburgh (Dec. 20):** Caught four passes for a season-high 71 yards (17.8 avg.)...**At Arizona (Jan. 3):** Beat CB Michael Adams deep down the middle and made a leaping season-long 51-yard grab at the Arizona 1; Rodgers took it in for a TD on a QB sneak on the next play. Returned three kickoffs for a 29.7-yard average, highlighted by a career-long 54-yard return late in the fourth quarter. Became the first Packer since the merger in 1970 to post a 50-yard reception and a 50-yard kickoff return in the same game.

2008: Played in all 16 games with two starts, the only rookie on the roster to appear in every contest...Finished fourth on the team with 33 receptions for 366 yards (11.1 avg.) and two TDs...Also returned 11 kickoffs for 208 yards (18.9 avg.)...Was named the team's Rookie of the Year by the Packers Hall of Fame...**At Detroit (Sept. 14):** Caught his first NFL pass, a 29-yard TD reception from Rodgers in the second quarter...**Vs. Dallas (Sept. 21):** Established a season high with four catches for 42 yards (10.5 avg.), all of them coming in the second half. Would match the reception total twice in the next three games...**At Tennessee (Nov. 2):** Started his first career game as the Packers opened up in a three-WR set and had two catches for 34 yards (17.0 avg.). Posted a 40-yard kickoff return in the second quarter...**2008 Draft:** Selected in the second round (36th overall), the third WR taken. The choice was obtained from the N.Y. Jets, along with a fourth-round selection (113th overall), in exchange for Green Bay's first-round pick (30th overall). Was only the third player from Kansas State ever selected by the Packers, and the highest selection since HB Veryl Switzer (fourth overall) in 1954. Became the first top-40 selection from KSU in the draft since CB Terence Newman was selected No. 5 overall by the Dallas Cowboys in 2003.

COLLEGE: Went from being a walk-on safety as a freshman in 2003 to posting the most prolific single season in Kansas State history with 122 receptions for 1,606 yards in 2007 on his way to earning consensus All-America honors...Finished his career ranked No. 2 in school history with 206 receptions for 2,822 yards, trailing only Kevin Lockett, who caught 217 passes for 3,032 yards and went on to be selected in the second round by the Kansas City Chiefs in 1997...Became just the fifth player in school history to eclipse the 2,000-yard career receiving mark and tied Quincy Morgan's school record for 100-yard receiving games with 10...Showed his versatility by returning two of his six career punt returns for TDs, an 89-yarder and a 92-yarder, and threw two passes as a senior, both for TDs...Made the switch to WR in the spring of 2005, and made an immediate impact as he led the team in receptions, yards and receiving TDs as a sophomore...Majored in social science...**Senior season (2007):** A consensus All-American who was named to nine first-team All-America squads...Swept first-team All-Big 12 honors from AP, the league's coaches, Rivals.com, the *Kansas City Star* and the *Waco Tribune-Herald*...One of three finalists for the Biletnikoff Award, given annually to the top receiver in the nation...Also earned honorable mention recognition from the league's coaches as a punt/kick returner despite returning just five punts on the season...Started all 12 games and posted single-season school records with 122 receptions for 1,606 yards (13.2 avg.)...Registered a school-record eight 100-yard receiving games...Caught eight or more passes in 10 of 12 games and 10 or more passes six times...Ranked second in both the Big 12 and in the nation in receptions and yardage...Was one of just two receivers in the country to record 1,600 yards receiving, joining Texas Tech's Michael Crabtree...Returned five punts for 264 yards (52.8 avg.) and two TDs...Broke his own school single-game receiving yardage record set earlier in the season with 214 yards on 14 grabs (15.3 avg.) at Iowa State (Nov. 3)...Tied his own single-game record for receptions

with 15 catches for 165 yards (11.0 avg.) and a TD at Fresno State (Nov. 24) in the final game of his career...**Junior season (2006):** Played in all 13 games with nine starts despite battling a knee injury all season...Still managed to lead the Wildcats in both receptions and receiving yards for the second straight year...Caught 39 passes for 547 yards (14.0 avg.) and a TD...Posted four or more receptions in seven games...**Sophomore season (2005):** Started all 11 games and earned second-team All-Big 12 honors from the *Kansas City Star*...Picked up honorable mention All-Big 12 recognition from the conference's coaches and AP...Selected as Kansas State's most improved offensive player...Led the Wildcats in receptions (45), receiving yards (669) and receiving TDs (eight)...Ranked tied for third in the Big 12 in TD catches, seventh in yards per game (60.8) and 11th in receptions per game (4.1), despite playing in an offense that attempted the league's fewest passes (318)...Became the only receiver in school history to catch a TD pass in each of the first seven games of a season...**Redshirt freshman season (2004):** Did not see any playing time as a safety.

PERSONAL: Given name Jordy Ray Nelson...Born in Manhattan, Kan. ...Married to Emily, who played basketball at Bethel College (Kan.); the couple has a 7-year-old son, Royal, a 2-year-old son, Brooks, and an infant daughter, Adda...Won a national AAU championship in the 400 meters as a 10-year-old...Parents, Alan and Kim, are lifelong farmers who opened Nelson's Landing, a sports bar/restaurant in Leonardville, Kan., in 2007...Growing up, his family had season tickets to Kansas State football...**High school:** Was a second-team all-state selection for all divisions as a senior at both QB and DB at Riley County (Kan.) High School...Earned first-team 3A all-state honors from the *Topeka Capital-Journal* at QB...Connected on 62 percent of his passes for 1,029 yards and eight TDs as a senior...Also rushed for 1,572 yards, averaging 9.8 yards per carry with 25 TDs...Named Flint Hills Player of the Year by the *Manhattan Mercury*...Was a two-time first-team All-Mid-East League selection...Played in the 2003 Kansas Shrine Bowl...Named first-team all-state as a senior in basketball for all divisions by the *Topeka Capital-Journal*...Set school career records for blocks (161), steals (225) and assists (325)...Named the Flint Hills Player of the Year in basketball by the *Manhattan Mercury*...Won 3A track titles in the 100, 200, 400 and long jump at the 2003 state meet...Set division records in the 100 meters (10.63) and 200 meters (21.64)...**Community involvement:** Started the Nelson Family Community Foundation in 2014, which benefits families in need in his community in Kansas...In 2009 and 2012, traveled the state as a member of the Packers' annual Tailgate Tour, making scheduled and surprise visits to various communities...Has hosted the Jordy Nelson Charity Softball Game at Fox Cities Stadium the last three years, with proceeds benefiting Young Life, an organization that he and his wife have been involved with for years...Received the Nice Guy Award at the annual Doug Jirschele Sports Awards Banquet in Clintonville, Wis....Joined teammates in visiting a fifth-grade class at a local elementary school to congratulate students for raising \$2,000 for the Bay Area Humane Society...With his fellow Green Bay receivers, participated in a holiday bell-ringing contest against the Minnesota Vikings' defensive linemen to see which group could raise the most in donations...Signed autographs and interacted with kids at the City of Green Bay's annual Kids Day...Participated in the Donald Driver Celebrity Softball Game, the Edgar Bennett Celebrity Bowl-A-Thon and the Greg Jennings Celebrity Golf Tournament...Appeared at the Families of Children With Cancer holiday party and at events to benefit Family Services of Northeast Wisconsin and the Boys and Girls Clubs of the Fox Valley...Was honored Feb. 17, 2011, when it was declared "Jordy Nelson Day" in Kansas by Governor Sam Brownback...Residence: Green Bay.

JORDY NELSON'S PRO STATISTICS

| Year | Team | GP | GS | RECEIVING | | | | | RUSHING | | | | |
|--------------------------------|-----------|-----------------|-----------|------------|--------------|-------------|------------|-----------|----------|----------|-----------|-----------|----------|
| | | | | No | Yds | Avg | Lg | TD | Att | Yds | Avg | Lg | TD |
| 2008 | Green Bay | 16 | 2 | 33 | 366 | 11.1 | 29t | 2 | 0 | 0 | -- | -- | 0 |
| 2009 | Green Bay | 13 | 0 | 22 | 320 | 14.5 | 51 | 2 | 0 | 0 | -- | -- | 0 |
| 2010 | Green Bay | 16 | 4 | 45 | 582 | 12.9 | 80t | 2 | 0 | 0 | -- | -- | 0 |
| 2011 | Green Bay | 16 | 9 | 68 | 1,263 | 18.6 | 93t | 15 | 0 | 0 | -- | -- | 0 |
| 2012 | Green Bay | 12 | 10 | 49 | 745 | 15.2 | 73 | 7 | 0 | 0 | -- | -- | 0 |
| 2013 | Green Bay | 16 | 16 | 85 | 1,314 | 15.5 | 76t | 8 | 0 | 0 | -- | -- | 0 |
| 2014 | Green Bay | 16 | 16 | 98 | 1,519 | 15.5 | 80t | 13 | 0 | 0 | -- | -- | 0 |
| 2015 | Green Bay | Injured Reserve | | | | | | | | | | | |
| 2016 | Green Bay | 16 | 16 | 97 | 1,257 | 13.0 | 60 | 14 | 0 | 0 | -- | -- | 0 |
| NFL totals (nine years) | | 121 | 73 | 497 | 7,366 | 14.8 | 93t | 63 | 0 | 0 | -- | -- | 0 |

| Year | Team | No | Yds | Avg | Lg | TD | PUNT RETURNS | | | | | |
|--------------------------------|-----------|-----------------|--------------|-------------|-----------|----------|--------------|----------|-----------|------------|-----------|----------|
| | | | | | | | No | FC | Yds | Avg | Lg | TD |
| 2008 | Green Bay | 11 | 208 | 18.9 | 45 | 0 | 0 | 0 | -- | -- | 0 | |
| 2009 | Green Bay | 25 | 635 | 25.4 | 54 | 0 | 17 | 6 | 90 | 5.3 | 14 | |
| 2010 | Green Bay | 22 | 496 | 22.5 | 51 | 0 | 0 | 0 | -- | -- | 0 | |
| 2011 | Green Bay | 0 | 0 | -- | -- | 0 | 0 | 1 | 0 | -- | 0 | |
| 2012 | Green Bay | 0 | 0 | -- | -- | 0 | 0 | 0 | -- | -- | 0 | |
| 2013 | Green Bay | 0 | 0 | -- | -- | 0 | 0 | 0 | -- | -- | 0 | |
| 2014 | Green Bay | 1 | 0 | 0.0 | 0 | 0 | 0 | 0 | -- | -- | 0 | |
| 2015 | Green Bay | Injured Reserve | | | | | | | | | | |
| 2016 | Green Bay | 0 | 0 | -- | -- | 0 | 0 | 0 | -- | -- | 0 | |
| NFL totals (nine years) | | 59 | 1,339 | 22.7 | 54 | 0 | 17 | 7 | 90 | 5.3 | 14 | 0 |

| Year | Team | GP | GS | RECEIVING | | | | | RUSHING | | | | |
|-------------------|-----------|-----------|----------|-----------|------------|-------------|-----------|----------|----------|----------|-----------|-----------|----------|
| | | | | No | Yds | Avg | Lg | TD | Att | Yds | Avg | Lg | TD |
| 2009 | Green Bay | 1 | 0 | 1 | 11 | 11.0 | 11t | 1 | 0 | 0 | -- | -- | 0 |
| 2010 | Green Bay | 4 | 3 | 21 | 286 | 13.6 | 38 | 2 | 0 | 0 | -- | -- | 0 |
| 2011 | Green Bay | 1 | 0 | 3 | 39 | 13.0 | 17 | 0 | 0 | 0 | -- | -- | 0 |
| 2012 | Green Bay | 2 | 0 | 8 | 97 | 12.1 | 23 | 0 | 0 | 0 | -- | -- | 0 |
| 2013 | Green Bay | 1 | 1 | 7 | 62 | 8.9 | 19 | 1 | 0 | 0 | -- | -- | 0 |
| 2014 | Green Bay | 2 | 2 | 7 | 93 | 13.3 | 23 | 0 | 0 | 0 | -- | -- | 0 |
| 2016 | Green Bay | 2 | 2 | 7 | 80 | 11.4 | 27 | 1 | 0 | 0 | -- | -- | 0 |
| Postseason | | 13 | 8 | 54 | 668 | 12.4 | 38 | 5 | 0 | 0 | -- | -- | 0 |

On injured reserve for Packers' two games during 2015 playoffs

| Year | Team | No | Yds | Avg | Lg | TD | PUNT RETURNS | | | | |
|-------------------|-----------|----------|-----------|-------------|-----------|----------|--------------|----------|-----------|-----------|----------|
| | | | | | | | No | FC | Yds | Avg | Lg |
| 2009 | Green Bay | 4 | 79 | 19.8 | 28 | 0 | 0 | 0 | -- | -- | 0 |
| 2010 | Green Bay | 1 | 19 | 19.0 | 19 | 0 | 0 | 0 | -- | -- | 0 |
| 2011 | Green Bay | 0 | 0 | -- | -- | 0 | 0 | 0 | -- | -- | 0 |
| 2012 | Green Bay | 0 | 0 | -- | -- | 0 | 0 | 0 | -- | -- | 0 |
| 2013 | Green Bay | 0 | 0 | -- | -- | 0 | 0 | 0 | -- | -- | 0 |
| 2014 | Green Bay | 0 | 0 | -- | -- | 0 | 0 | 0 | -- | -- | 0 |
| 2016 | Green Bay | 0 | 0 | -- | -- | 0 | 0 | 0 | -- | -- | 0 |
| Postseason | | 5 | 98 | 19.6 | 28 | 0 | 0 | 0 | -- | -- | 0 |

Additional statistics: Special teams tackles — 3 in 2011.
 Miscellaneous tackles — 3 in 2008, 1 in 2011, 1 in 2012, 1 in 2013;
 1 in '16 playoffs; NFL total: 6. Recovered onside kick vs. Denver,
 10/2/11. Miscellaneous fumble recoveries — 1 in 2010, 1 in 2014;
 NFL total: 2. Fumbles-Lost — 3-1 in 2009, 1-0 in '09 playoffs, 3-3
 in 2010; NFL totals: 6-4.

NFL debut: vs. Minnesota, 9/8/08
First NFL start: at Tennessee, 11/2/08
First NFL reception/TD: at Detroit, 9/14/08 (29 yards, A.Rodgers)

CAREER TRANSACTIONS

- 2008 Selected by Green Bay Packers as first of three choices in the second round (36th overall) of '08 NFL Draft, April 26...Signed first contract, July 27.
- 2011 Signed contract extension, Oct. 1.
- 2014 Signed contract extension, July 26.
- 2015 Placed on injured reserve (knee), Sept. 1.

NELSON'S SINGLE-GAME CAREER HIGHS

Receiving

Receptions 12, at Ten. (11/13/16)
 Yards 209, vs. NYJ (9/14/14)
 Long 93t, vs. StL (10/16/11)
 Touchdowns 3,
 vs. Det. (1/1/12) and at Hou. (10/14/12)

Kickoff Returns

Returns 7, vs. Det. (10/3/10)
 Yards 156, at Phi. (9/12/10)
 Long 54, at Ari. (1/13/10)

VETERANS

COMMUNITY

ADMIN. & COACHES

NELSON

DRAFT & FREE AGENTS

2016 REVIEW

RECORDS & HISTORY

LAMBEAU FIELD

MISC.

JORDY NELSON GAME-BY-GAME

2008, GREEN BAY

| Date | Opp | GP | GS | No Yds | Avg | Lg | TD |
|-------------------|-----------|----------|-----------|------------|-------------|------------|----------|
| 09/08 | Min-W | 1 | 0 | 0 | 0 | -- | 0 |
| 09/14 | at Det-W | 1 | 0 | 1 | 29.0 | 29t | 1 |
| 09/21 | Dal-L | 1 | 0 | 4 | 42.0 | 15.4 | 0 |
| 09/28 | at TB-L | 1 | 0 | 4 | 31 | 7.8 | 11 |
| 10/05 | Atl-L | 1 | 0 | 1 | 14 | 14.0 | 0 |
| 10/12 | at Sea-W | 1 | 0 | 4 | 42 | 10.5 | 14 |
| 10/19 | Ind-W | 1 | 0 | 2 | 19 | 9.5 | 11 |
| 11/02 | at Ten-L | 1 | 1 | 2 | 34 | 17.0 | 24 |
| 11/09 | at Min-L | 1 | 1 | 2 | 17 | 8.5 | 9 |
| 11/16 | Chi-W | 1 | 0 | 1 | 19 | 19.0 | 0 |
| 11/24 | at NO-L | 1 | 0 | 3 | 21 | 7.0 | 8 |
| 11/30 | Car-L | 1 | 0 | 2 | 28 | 14.0 | 23 |
| 12/07 | Hou-L | 1 | 0 | 3 | 25 | 8.3 | 10 |
| 12/14 | at Jax-L | 1 | 0 | 1 | 9 | 9.0 | 9 |
| 12/22 | at Chi-L | 1 | 0 | 2 | 27 | 13.5 | 15 |
| 12/28 | Det-W | 1 | 0 | 1 | 9 | 9.0 | 9 |
| '08 TOTALS | 16 | 2 | 33 | 366 | 11.1 | 29t | 2 |

2009, GREEN BAY

| Date | Opp | GP | GS | No Yds | Avg | Lg | TD |
|-------------------|-----------|-------------------|-----------|------------|-------------|-----------|----------|
| 09/13 | Chi-W | 1 | 0 | 0 | 0 | -- | 0 |
| 09/20 | Cin-L | 1 | 0 | 1 | 11 | 11.0 | 11 |
| 09/27 | at STL-W | 1 | 0 | 3 | 46 | 15.3 | 24 |
| 10/05 | at Min-L | 1 | 0 | 3 | 47 | 15.7 | 33t |
| 10/18 | Det-W | 1 | 0 | 0 | 0 | -- | 0 |
| 10/25 | Cle-W | (inactive — knee) | | | | | |
| 11/01 | Min-L | (inactive — knee) | | | | | |
| 11/08 | at TB-L | (inactive — knee) | | | | | |
| 11/15 | Dal-W | 1 | 0 | 4 | 32 | 8.0 | 10 |
| 11/22 | SF-W | 1 | 0 | 3 | 21 | 7.0 | 8 |
| 11/26 | at Det-W | 1 | 0 | 1 | 19 | 19.0 | 0 |
| 12/07 | Bal-W | 1 | 0 | 1 | 5 | 5.0 | 5 |
| 12/13 | at Chi-W | 1 | 0 | 0 | 0 | -- | 0 |
| 12/20 | at Pit-L | 1 | 0 | 4 | 71 | 17.8 | 27 |
| 12/27 | Sea-W | 1 | 0 | 1 | 17 | 17.0 | 17 |
| 01/03 | at Ari-W | 1 | 0 | 1 | 51 | 51.0 | 51 |
| '09 TOTALS | 13 | 0 | 22 | 320 | 14.5 | 51 | 2 |
| 01/10 | at Ari-L | 1 | 0 | 1 | 11 | 11.0 | 11t |

NFC Wild Card Playoff

2010, GREEN BAY

| Date | Opp | GP | GS | No Yds | Avg | Lg | TD |
|-------------------|-----------|----------|-----------|------------|-------------|------------|----------|
| 09/12 | at Phi-W | 1 | 0 | 1 | 7 | 7.0 | 7 |
| 09/19 | Buf-W | 1 | 0 | 2 | 26 | 13.0 | 15 |
| 09/27 | at Chi-L | 1 | 0 | 3 | 20 | 6.7 | 8 |
| 10/03 | Det-W | 1 | 0 | 0 | 0 | -- | 0 |
| 10/10 | at Was-L | 1 | 0 | 3 | 42 | 14.0 | 25 |
| 10/17 | Mia-L | 1 | 1 | 4 | 64 | 16.0 | 24 |
| 10/24 | Min-W | 1 | 0 | 4 | 25 | 6.3 | 8 |
| 10/31 | at NYJ-W | 1 | 0 | 5 | 55 | 11.0 | 19 |
| 11/07 | Dal-W | 1 | 1 | 4 | 42 | 10.5 | 27 |
| 11/21 | at Min-W | 1 | 0 | 3 | 20 | 6.7 | 8 |
| 11/28 | at Atl-L | 1 | 0 | 5 | 61 | 12.2 | 28 |
| 12/05 | SF-W | 1 | 1 | 2 | 15 | 7.5 | 9 |
| 12/12 | at Det-L | 1 | 0 | 2 | 26 | 13.0 | 18 |
| 12/19 | at NE-L | 1 | 1 | 1 | 16 | 16.0 | 16 |
| 12/26 | NYG-W | 1 | 0 | 4 | 124 | 31.0 | 80t |
| 10/02 | Chi-W | 1 | 0 | 2 | 39 | 19.5 | 25 |
| '10 TOTALS | 16 | 4 | 45 | 582 | 12.9 | 80t | 2 |
| 01/09 | at Phi-W | 1 | 0 | 0 | 0 | -- | 0 |
| 01/15 | at Atl-W | 1 | 1 | 8 | 79 | 9.9 | 14 |
| 01/23 | at Chi-W | 1 | 1 | 4 | 67 | 16.8 | 22 |
| 02/06 | Pit-W | 1 | 1 | 9 | 140 | 15.6 | 38 |
| PLAYOFFS | 4 | 3 | 21 | 286 | 13.6 | 38 | 2 |

NFC Wild Card Playoff; NFC Divisional Playoff;

NFC Championship; Super Bowl XLV, North Texas

2011, GREEN BAY

| Date | Opp | GP | GS | No Yds | Avg | Lg | TD |
|-------------------|-----------|----------|-----------|-------------|-------------|------------|-----------|
| 09/08 | NO-W | 1 | 1 | 6 | 77 | 12.8 | 36 |
| 09/14 | at Car-W | 1 | 0 | 1 | 84 | 84.0 | 84t |
| 09/25 | at Chi-W | 1 | 0 | 3 | 40 | 13.3 | 18 |
| 10/02 | Den-W | 1 | 1 | 5 | 91 | 18.2 | 50t |
| 10/09 | at Atl-W | 1 | 0 | 3 | 17 | 5.7 | 9 |
| 10/16 | STL-W | 1 | 1 | 2 | 104 | 52.0 | 93t |
| 10/23 | at Min-W | 1 | 0 | 4 | 52 | 13.0 | 16 |
| 11/06 | at SD-W | 1 | 0 | 5 | 105 | 21.0 | 64 |
| 11/14 | Min-W | 1 | 1 | 5 | 63 | 12.6 | 23 |
| 11/20 | TB-W | 1 | 0 | 6 | 123 | 20.5 | 40 |
| 11/24 | at Det-W | 1 | 1 | 4 | 26 | 6.5 | 15 |
| 12/04 | at NYG-W | 1 | 0 | 4 | 94 | 23.5 | 33 |
| 12/11 | Oak-W | 1 | 1 | 3 | 81 | 27.0 | 37t |
| 12/18 | at KC-L | 1 | 1 | 2 | 29 | 14.5 | 22 |
| 12/25 | Chi-W | 1 | 1 | 6 | 115 | 19.2 | 52 |
| 01/01 | Det-W | 1 | 1 | 9 | 162 | 18.0 | 58t |
| '11 TOTALS | 16 | 9 | 68 | 1263 | 18.6 | 93t | 15 |
| 01/15 | NYG-L | 1 | 0 | 3 | 39 | 13.0 | 17 |

NFC Divisional Playoff

2012, GREEN BAY

| Date | Opp | GP | GS | No Yds | Avg | Lg | TD |
|-------------------|-----------|------------------------|-----------|------------|-------------|-----------|----------|
| 09/09 | SF-L | 1 | 1 | 5 | 64 | 12.8 | 28 |
| 09/13 | Chi-W | 1 | 1 | 6 | 84 | 14.0 | 26 |
| 09/24 | at Sea-L | 1 | 1 | 2 | 19 | 9.5 | 13 |
| 09/30 | NO-W | 1 | 0 | 8 | 93 | 11.6 | 18 |
| 10/07 | at Ind-L | 1 | 0 | 2 | 29 | 14.5 | 19 |
| 10/14 | Hou-W | 1 | 1 | 9 | 121 | 13.4 | 41t |
| 10/21 | at STL-W | 1 | 1 | 8 | 122 | 15.3 | 52 |
| 10/28 | Jax-W | (inactive — hamstring) | | | | | |
| 11/04 | Ari-W | 1 | 0 | 0 | 0 | -- | 0 |
| 11/18 | at Det-W | 1 | 1 | 3 | 45 | 15.0 | 19 |
| 11/25 | at NYG-L | 1 | 1 | 2 | 71 | 35.5 | 61t |
| 12/02 | Min-W | 1 | 1 | 1 | 10 | 10.0 | 10 |
| 12/09 | Det-W | (inactive — hamstring) | | | | | |
| 12/16 | at Chi-W | (inactive — hamstring) | | | | | |
| 12/23 | Ten-W | (inactive — hamstring) | | | | | |
| 12/30 | at Min-L | 1 | 1 | 3 | 87 | 29.0 | 73 |
| '12 TOTALS | 12 | 10 | 49 | 745 | 15.2 | 73 | 7 |
| 01/05 | Min-W | 1 | 0 | 3 | 51 | 17.0 | 23 |
| 01/12 | at SF-L | 1 | 0 | 5 | 46 | 9.2 | 12 |
| PLAYOFFS | 2 | 0 | 8 | 97 | 12.1 | 23 | 0 |

NFC Wild Card Playoff; NFC Divisional Playoff

2013, GREEN BAY

| Date | Opp | GP | GS | No Yds | Avg | Lg | TD |
|-------------------|-----------|-----------|-----------|-------------|-------------|------------|----------|
| 09/08 | at SF-L | 1 | 1 | 7 | 130 | 18.6 | 37 |
| 09/15 | Was-W | 1 | 1 | 3 | 66 | 22.0 | 37 |
| 09/22 | at Cin-L | 1 | 1 | 8 | 93 | 11.6 | 30 |
| 10/06 | Det-W | 1 | 1 | 5 | 82 | 16.4 | 31 |
| 10/13 | at Bal-W | 1 | 1 | 4 | 113 | 28.3 | 64t |
| 10/20 | Cle-W | 1 | 1 | 5 | 42 | 8.4 | 17 |
| 10/27 | at Min-W | 1 | 1 | 7 | 123 | 17.6 | 76t |
| 11/04 | Chi-L | 1 | 1 | 4 | 67 | 16.8 | 27 |
| 11/10 | Phi-L | 1 | 1 | 6 | 56 | 9.3 | 30 |
| 11/17 | at NYG-L | 1 | 1 | 8 | 117 | 14.6 | 29 |
| 11/24 | Min-T | 1 | 1 | 4 | 58 | 14.5 | 34 |
| 11/28 | at Det-L | 1 | 1 | 2 | 14 | 7.0 | 9 |
| 12/08 | Atl-W | 1 | 1 | 4 | 85 | 21.3 | 46 |
| 12/15 | at Dal-W | 1 | 1 | 5 | 61 | 12.2 | 21 |
| 12/22 | Pit-L | 1 | 1 | 3 | 46 | 15.3 | 31 |
| 12/29 | at Chi-W | 1 | 1 | 10 | 161 | 16.1 | 34 |
| '13 TOTALS | 16 | 16 | 85 | 1314 | 15.5 | 76t | 8 |
| 01/05 | SF-L | 1 | 1 | 7 | 62 | 8.9 | 19 |

NFC Wild Card Playoff

2014, GREEN BAY

| Date | Opp | GP | GS | No Yds | Avg | Lg | TD |
|-------------------|-----------|-----------|-----------|-------------|-------------|------------|-----------|
| 09/04 | at Sea-L | 1 | 1 | 9 | 83 | 9.2 | 16 |
| 09/14 | NYJ-W | 1 | 1 | 9 | 209 | 23.2 | 80t |
| 09/21 | at Det-L | 1 | 1 | 5 | 59 | 11.8 | 18 |
| 09/28 | at Chi-W | 1 | 1 | 10 | 108 | 10.8 | 23 |
| 10/02 | Min-W | 1 | 1 | 1 | 66 | 66.0 | 66t |
| 10/12 | at Mia-W | 1 | 1 | 9 | 107 | 11.9 | 22 |
| 10/19 | Car-W | 1 | 1 | 4 | 80 | 20.0 | 59t |
| 10/26 | at NO-L | 1 | 1 | 3 | 25 | 8.3 | 9 |
| 11/09 | Chi-W | 1 | 1 | 6 | 152 | 25.3 | 73t |
| 11/16 | Phi-W | 1 | 1 | 4 | 109 | 27.3 | 64 |
| 11/23 | at Min-W | 1 | 1 | 8 | 68 | 8.5 | 14 |
| 11/30 | NE-W | 1 | 1 | 2 | 53 | 26.5 | 45t |
| 12/08 | Atl-W | 1 | 1 | 8 | 146 | 18.3 | 60t |
| 12/14 | at Buf-L | 1 | 1 | 5 | 55 | 11.0 | 20 |
| 12/21 | at TB-W | 1 | 1 | 9 | 113 | 12.6 | 28 |
| 12/28 | Det-W | 1 | 1 | 6 | 86 | 14.3 | 22 |
| '14 TOTALS | 16 | 16 | 98 | 1915 | 15.5 | 80t | 13 |
| 01/11 | Dal-W | 1 | 1 | 2 | 22 | 11.0 | 11 |
| 01/18 | at Sea-L | 1 | 1 | 5 | 71 | 14.2 | 23 |
| PLAYOFFS | 2 | 2 | 7 | 93 | 13.3 | 23 | 0 |

NFC Divisional Playoff; NFC Championship

2016, GREEN BAY

| Date | Opp | GP | GS | No Yds | Avg | Lg | TD |
|-------------------|-----------|-------------------|-----------|-------------|-------------|-----------|-----------|
| 09/11 | at Jax-W | 1 | 1 | 6 | 32 | 5.3 | 8 |
| 09/18 | at Min-L | 1 | 1 | 5 | 73 | 14.6 | 39 |
| 09/25 | Det-W | 1 | 1 | 6 | 101 | 16.8 | 49 |
| 10/09 | NYG-W | 1 | 1 | 4 | 38 | 9.5 | 17 |
| 10/16 | Dal-L | 1 | 1 | 5 | 68 | 13.6 | 25 |
| 10/20 | Chi-W | 1 | 1 | 1 | 9 | 9.0 | 9 |
| 10/30 | at Atl-L | 1 | 1 | 4 | 94 | 23.5 | 58 |
| 11/06 | Ind-L | 1 | 1 | 7 | 94 | 13.4 | 26t |
| 11/13 | at Ten-L | 1 | 1 | 12 | 126 | 10.5 | 20 |
| 11/20 | at Was-L | 1 | 1 | 3 | 28 | 9.3 | 13t |
| 11/28 | at Phi-W | 1 | 1 | 8 | 91 | 11.4 | 22 |
| 12/04 | Hou-W | 1 | 1 | 8 | 118 | 14.8 | 32t |
| 12/11 | Sea-W | 1 | 1 | 6 | 41 | 6.8 | 11 |
| 12/18 | at Chi-W | 1 | 1 | 7 | 124 | 17.7 | 60 |
| 12/24 | Min-W | 1 | 1 | 9 | 154 | 17.1 | 48 |
| 01/01 | at Det-W | 1 | 1 | 6 | 66 | 11.0 | 20 |
| '16 TOTALS | 16 | 16 | 97 | 1257 | 13.0 | 60 | 14 |
| 01/08 | NYG-W | 1 | 1 | 1 | 13 | 13.0 | 13 |
| 01/15 | Dal-W | (inactive — ribs) | | | | | |
| 01/22 | at Atl-L | 1 | 1 | 6 | 67 | 11.2 | 27 |
| PLAYOFFS | 2 | 2 | 7 | 80 | 11.4 | 27 | 1 |

NFC Wild Card Playoff; NFC Divisional Playoff;

NFC Championship

LOMBARDI'S PUPILS

Vince Lombardi hired 11 assistant coaches during his nine years (1959-67) as Packers head coach. Of those assistants, five became NFL head coaches: Bill Austin (Pittsburgh, Washington), Phil Bengtson (Green Bay, *New England), Jerry Burns (Minnesota), Tom Fears (New Orleans) and Norb Hecker (Atlanta).

*Interim head coach for five games in 1972

NICK PERRY

LINEBACKER | SOUTHERN CALIFORNIA

Sixth NFL Season | Sixth Packers Season



Ht: 6-3 Wt: 265 | Born: April 12, 1990 | NFL Games Played/Started: 60/28 | Acquired: D1-12

PRO HIGHLIGHTS:

➤ Saw action in 14 games with 12 starts in 2016 and led the team with a career-high 11 sacks, which was tied for No. 8 in the NFL. Also posted a career-best 60 tackles (43 solo), 15 QB hits (No. 2 on the team), four passes defended and the first interception of his career.

➤ Posted a half-sack or more in 10 games during the 2016 season, tied for No. 2 in the league.

➤ Registered a sack in the 2016 postseason, giving him seven career postseason sacks to rank No. 3 in franchise history (since 1982) behind Clay Matthews (11) and Reggie White (eight).

➤ Since entering the league in 2012, his seven postseason sacks are the most in the NFL over that span.

➤ Played in 14 games with one start in 2015 and recorded 35 tackles (23 solo), 3½ sacks, a forced fumble, seven QB pressures, a QB hit and a pass defended. Also played in both postseason games and recorded eight tackles (six solo), two QB hits, four pressures and a forced fumble, and tied the franchise single-postseason record with 3½ sacks (Matthews, 2010).

➤ Started four of a career-high 15 games played in 2014, recording 24 tackles (21 solo), three sacks, six pressures, a QB hit, a forced fumble, a fumble recovery and a career-high two passes defended.

➤ Appeared in both playoff contests in '14, including his first postseason start, and finished No. 3 on the team with 1½ sacks.

➤ Battled foot and ankle injuries during the 2013 season, but was productive when healthy and posted new career highs in every statistical category, including starts (six), tackles (42), solo tackles (22), sacks (four) and forced fumbles (three).

➤ Top draft choice who made the difficult transition from playing defensive end in college to stand-up outside linebacker at the pro level. Opened five of the first six contests of his rookie season in 2012, collecting 29 tackles (18 solo) and two sacks from the LOLB position.

➤ Suffered a knee injury in Week 6 of 2012 at Houston (Oct. 14), and later had surgery on a lingering wrist ailment that ultimately ended his season. Placed on injured reserve on Nov. 7.

➤ Drafted by the Packers with the No. 28 overall selection in the first round of the 2012 NFL Draft. Was the first defensive player from Southern California to be selected in the first round of the NFL Draft since the Packers picked Matthews with the No. 26 overall selection in 2009.

➤ Re-signed with the Packers as an unrestricted free agent on March 9, 2017.

2016 SEASON: Played in 14 games with 12 starts and led the team with a career-high 11 sacks (tied for No. 8 in the NFL)...Posted a half-sack or more in 10 games on the season, tied for No. 2 in the league...Registered 60 tackles (43 solo) and led the team in tackles for a loss (15) and QB

AT A GLANCE ...

- Appeared in 14 games with 12 starts in 2016 and led the team with a career-high 11 sacks, which was tied for No. 8 in the NFL. Also posted a career-best 60 tackles (43 solo), 15 QB hits (No. 2 on the team), four passes defended and the first INT of his career.
- Has registered a two-sack game in each of the last four seasons (2013-2016), only Packer to do so over that span.
- His seven career postseason sacks rank No. 3 in franchise history (since 1982) behind LB Clay Matthews (11) and DE Reggie White (eight). Since entering the league in 2012, Perry's seven postseason sacks are the most in the NFL over that span.
- Tied the franchise record for sacks in a single postseason (Matthews, 2010) with 3½ in the 2015 playoffs.
- Set a career high with 15 games played in 2014. Appeared in both playoff contests, including his first postseason start, and finished No. 3 on the team with 1½ sacks.
- Battled injuries in each of his first two seasons, but was productive when healthy, tallying six sacks and three forced fumbles in his first 17 professional contests.
- Named first-team All-Pacific-12 and second-team All-America (CBSSports.com) as a junior at Southern California in 2011 after registering a team-high and career-best 9½ sacks. Was one of six finalists for the Hendricks Award, a distinction given to the nation's top defensive end.
- Became the fifth first-round pick out of the University of Southern California in team history, joining Al Carmichael (1953), Ken Reutgers (1985), John Michels (1996) and Matthews (2009).

pressures (17)...Ranked No. 2 on the team in QB hits (15)... Also had an interception and four passes defended...Part of a run defense that ranked No. 8 in the league in rushing yards allowed per game (94.7) and No. 7 in runs of 10-plus yards allowed (37)...Played in all three postseason games and posted seven tackles (all solo), a sack, four QB hits (tied for team lead), three QB pressures and a pass defended... Played with a club cast on his injured hand for the final two regular-season contests and all three postseason games...

At Jacksonville (Sept. 11): Finished with three tackles (all solo), a sack, a team-high four QB pressures and a team-leading four QB hits. With the Packers leading, 27-20, in the fourth quarter, brought down QB Blake Bortles for a 2-yard sack on third-and-11 with just over six minutes remaining to force the Jaguars to settle for a 50-yard FG from K Jason Myers. Added a tackle for a loss early in the fourth quarter, stopping RB T.J. Yeldon for a 2-yard loss on a run up the middle...**At Minnesota (Sept. 18):** Recorded five tackles (one solo), a half-sack, three pressures and two QB hits. Shared a 9-yard sack with LB Julius Peppers on a third-and-11 in the fourth quarter, knocking back T Matt Kalil on his way to the 9-yard sack of QB Sam Bradford...

Vs. Detroit (Sept. 25): Matched his career high with two sacks, the fourth straight season that he had posted a two-sack game (only Green Bay player to do so since 2013). Both of his sacks came in the fourth quarter, the first on a third-and-6 at the Green Bay 24 when he beat LT Taylor Decker to bring down QB Matthew Stafford for an 8-yard loss as the Lions were forced to settle for a FG. Chased down Stafford on the next series for a zero-yard sack on a

third-and-19 to force a Detroit punt. Brought down RB Theo Riddick for a 6-yard loss on a first-quarter run. Two plays later, tackled Riddick again for a 3-yard loss on another run. Finished with nine tackles (eight solo), matching his career high set vs. San Francisco (Sept. 9, 2012), and added a QB hit and a pressure...**Vs. N.Y. Giants (Oct. 9):** Registered a sack, marking his fourth straight game with at least a half-sack, the first time in his career that he had accomplished that feat. Midway through the third quarter, blew by LT Ereck Flowers and drilled QB Eli Manning for a 6-yard loss. Finished with four tackles (three solo), three pressures and three QB hits...**Vs. Chicago (Oct. 20):** Finished with six tackles (five solo), a sack, two pressures and the first interception of his career. Midway through the third quarter, chased down QB Matt Barkley and tripped him up for a 10-yard sack. On Chicago's final offensive play, made an over-the-shoulder interception of a Barkley pass that was affected by a hit from DE/LB Datone Jones. Became the first Green Bay LB to register a sack and an interception in the same game since LB Clay Matthews did so at the N.Y. Giants on Dec. 4, 2011...**Vs. Indianapolis (Nov. 6):** Posted three tackles (all assisted), a half-sack and three QB pressures. Fought off a block from T Anthony Castonzo to register a shared sack of QB Andrew Luck with S Ha Ha Clinton-Dix for a 6-yard loss on a third down in the second quarter...**At Washington (Nov. 20):** Finished with six tackles (four solo), a sack and a QB hit. On the Redskins' opening drive, fought off a block from T Morgan Moses to bring down QB Kirk Cousins for an 8-yard sack on third down to force a Washington punt...**At Philadelphia (Nov. 28):** Registered four tackles (all solo), a sack and a pass defended. Midway through the third quarter, got a hand up to deflect QB Carson Wentz's pass intended for WR Dorial Green-Beckham on third down, forcing the Eagles to settle for a FG. Late in the fourth quarter, shed a block from T Jason Peters to get to Wentz for an 11-yard sack...**Vs. Houston (Dec. 4):** Injured his hand on the opening drive. Later returned to the game with a club cast, but was limited to 12 snaps on the afternoon, finishing with four tackles (three solo)...**Vs. Minnesota (Dec. 24):** Playing with a club cast on his injured hand, led the team with two sacks, his second two-sack game of the season. Late in the fourth quarter, fought off a block from T Jeremiah Sirles to bring down Bradford for a 4-yard loss. On the next series, closed the game out with an 11-yard sack, blowing by T T.J. Clemmings to get to Bradford. It was the fifth two-sack game of his career and his second one against Minnesota (Week 5 in 2014)...**At Detroit (Jan. 1):** Registered a sack, two QB hits and a pressure. Midway through the third quarter, blew by T Corey Robinson to sack Stafford for a 5-yard loss on third down and force a Detroit punt...**At Dallas (NFC Divisional, Jan. 15):** Registered four tackles (all solo), a sack, two QB hits, a QB pressure and a pass defended. Early in the fourth quarter, fought off a block from T Tyrion Smith to chase down QB Dak Prescott for a 5-yard sack. With less than a minute remaining and the Packers leading, 31-28, got both hands up to knock down Prescott's short pass intended for Bryant on third-and-2 as the Cowboys were forced to settle for a game-tying 52-yard FG.

2015: Played in 14 games with one start and recorded 35 tackles (23 solo), 3½ sacks, a forced fumble, seven QB pressures, a QB hit and a pass defended...Was inactive for two games (shoulder/hand)...Also played in both postseason games and recorded eight tackles (six solo), a team-high 3½ sacks, two QB hits, four pressures and a forced fumble...His 3½ sacks tied the franchise record for a single postseason, matching Matthews' mark set in the 2010 playoffs...**Vs. Seattle (Sept. 20):** Posted a season-high five tackles (three solo). On Seattle's opening drive, came from his ROLB spot to drop RB Marshawn Lynch in the backfield for a 3-yard loss at the Seattle 5 to force a punt...

Vs. Kansas City (Sept. 28): Made his lone start of the season, opening at LOLB and playing 33 snaps. Posted his first sack of the season when he blew past T Donald Stephenson and punched the ball out of QB Alex Smith's hand on the 6-yard sack, a fumble that was recovered by the Chiefs. Midway through the third quarter, came off the right side and walked Stephenson back to force Smith out of the pocket as he scrambled to his left and was picked off by CB Sam Shields at the Kansas City 19 to set up a Green Bay TD. Finished with two tackles (one solo) and a QB pressure...**At San Francisco (Oct. 4):** On a first-and-goal for San Francisco at the Green Bay 5 in the second quarter, blew past T Joe Staley to sack QB Colin Kaepernick for a 10-yard loss and help force the 49ers to settle for a field goal. Posted his second sack on the afternoon early in the fourth quarter when he brought Kaepernick down for a 2-yard loss after he stepped up in the pocket...**Vs. St. Louis (Oct. 11):** Played 12 snaps before departing in the second quarter due to a shoulder injury, and did not return. Shared a 7-yard sack of QB Nick Foles with Matthews midway through the first quarter...**At Carolina (Nov. 8):** Was tied for the lead among LBs with seven tackles (five solo), adding a pass defended. Avoided a block from TE Ed Dickson on an end-around run by WR Corey Brown early in the second quarter, reading the play and dropping Brown for a 12-yard loss...**At Oakland (Dec. 20):** Was tied for the team lead with three QB pressures and added a QB hit...**At Washington (NFC Wild Card, Jan. 10):** Registered four tackles (two solo), a team-high 2½ sacks and three QB hits. Joined White (three sacks vs. New England, Jan. 26, 1997) as the only Packers in team history to register 2.5-plus sacks in a playoff game. Early in the fourth quarter, made an inside move on LT Trent Williams and then shook off a block from G Spencer Long to get to QB Kirk Cousins for a shared 9-yard sack with Matthews. Later in the quarter, beat Williams again to bring down Cousins for a 6-yard sack on fourth down. Got past Williams one more time late in the fourth quarter for a 9-yard sack of Cousins...**At Arizona (NFC Divisional, Jan. 16):** Recorded four tackles (two solo), a sack, two pressures and a forced fumble. Midway through the first quarter, came through unblocked from his ROLB spot and drilled QB Carson Palmer for a 5-yard sack, also forcing a fumble that Palmer recovered at the Green Bay 13. Brought his career sack total in the postseason to six, good for No. 3 in team history behind only Matthews (10) and White (eight).

2014: Played in a career-high 15 games with four starts and registered 24 tackles (21 solo), three sacks, a forced fumble, a fumble recovery, a QB hit, six pressures and a pass defended...Also played in both playoff contests with one start and posted seven tackles (six solo) and 1½ sacks...**At Detroit (Sept. 21):** Registered a season-high four tackles (two solo)...**Vs. Minnesota (Oct. 2):** Posted three tackles (all solo) and matched his career high with two sacks (vs. Detroit, Oct. 6, 2013). Bull-rushed RT Phil Loadholt on his 9-yard sack of QB Christian Ponder on a third-and-7 from the Minnesota 16. Came off the right end and eluded Kalil before pushing aside G Charlie Johnson to make his second sack on Ponder, a 1-yard loss late in the fourth quarter...**Vs. Carolina (Oct. 19):** Posted a sack, a QB hit and two pressures. On a third-and-5 in the first quarter, beat RT Nate Chandler and then wrapped up QB Cam Newton for a 12-yard sack...**Vs. Chicago (Nov. 9):** Started his first game of the season, opening at ROLB opposite Peppers with Matthews starting on the inside for the first time in his career. Appeared on 37 snaps and finished with two tackles (one solo) and a pressure...**Vs. Philadelphia (Nov. 16):** Started at ROLB for the second straight week and posted the first fumble recovery of his career. On the Eagles' opening drive of the second half, dove on a fumble by QB Mark Sanchez at the Green

Bay 45 after Sanchez wasn't able to make a clean handoff to RB LeSean McCoy... **At Buffalo (Dec. 14):** Played 18 snaps and registered two solo tackles and a pass defended. Departed early in the third quarter due to a shoulder injury, but later returned to action. Forced an incomplection when he got a piece of a QB Kyle Orton pass early in the fourth quarter... **Vs. Detroit (Dec. 28):** Started at ROLB, posting three tackles (all solo) and a forced fumble... **Vs. Dallas (NFC Divisional, Jan. 11):** Led the team with 1½ sacks. His sacks came on back-to-back plays, the first one coming on the final play of the third quarter when he beat Smith to get to QB Tony Romo for an 8-yard loss. On the next play, fought off Smith to bring down Romo in the pocket for a shared 5-yard sack with DT Mike Daniels... **At Seattle (NFC Championship, Jan. 18):** Started at ROLB and played 40 snaps, finishing with three solo tackles and a QB hit.

2013: Showed progress as a pass rusher and an increased comfort level with his role in the scheme in the season's early going, starting four of the first five games before suffering a foot injury at Baltimore in Week 6 that shelved him for Weeks 7-9... Returned in Week 10 vs. Philadelphia, but was hampered by the injury and was again sidelined for Weeks 11-12 before returning to play the final five games and the team's playoff contest... Was productive when healthy and by season's end had posted career highs in starts (six), tackles (42), solo tackles (22), sacks (four), forced fumbles (three) and passes defended (one)... His forced-fumble total tied Matthews for the team lead... Due to injuries at the position, played extensively in the team's Wild Card playoff contest, recording the first postseason sack of his career... **Vs. Detroit (Oct. 6):** Appeared on 39 defensive plays and delivered his most impactful performance as a pro to that point, earning one of the defensive game balls after tallying five tackles (three solo, two for a loss), a career-high two sacks and a forced fumble during the game. On his first sack, ripped his way underneath LT Riley Reiff to drop Stafford for a 7-yard loss. His second sack included the forced fumble when he again fought past Reiff and stripped Stafford, though the ball was recovered by the Lions for a 9-yard loss... **At Baltimore (Oct. 13):** Started at ROLB with Matthews sidelined due to a thumb injury, finishing with six tackles (five solo), a sack and a forced fumble. The sack came just before halftime when he got past LT Eugene Monroe and stripped QB Joe Flacco of the ball from behind. The ball was recovered by DE Datone Jones, who managed a 20-yard return to set up a 31-yard FG by K Mason Crosby on the final play of the first half. Suffered a foot injury during the game that forced him out of action for the ensuing three games... **At Detroit (Nov.**

28): Returned to practice during the week and was back in the lineup for his first-ever professional contest in his hometown. Posted seven tackles (two solo), including a sack that caused a forced fumble and was returned for a TD. On the sack, beat Reiff around the corner and stripped Stafford at the Detroit 12-yard line. The ball caromed backward before being picked up by S Morgan Burnett at the 1 and carried into the end zone for the score... **Vs. San Francisco (NFC Wild Card, Jan. 5):** Made his postseason debut and was pressed into extended action after fellow LB Mike Neal suffered a knee injury on the 49ers' fifth offensive snap and did not return. Appeared on 59 defensive plays and posted six tackles (four solo) and the first playoff sack of his career. The sack came in the third quarter when he ran a twist to the inside and slipped through a crease between the C and LG to drop Kaepernick for an 8-yard loss.

2012: Was plugged in at LOLB in the team's rookie minicamp following the draft and remained there all the way into the regular season... Undertook the difficult task of transitioning from playing down as a 4-3 defensive end in college to a stand-up OLB in the Packers' 3-4 front... Started five of the first six games at LOLB and made 29 tackles (18 solo) and two sacks... Suffered a wrist injury early in the season and attempted to play through it with a soft cast... Was later sidelined by a knee injury in the team's Week 6 contest at Houston, after which he received a second opinion on his wrist and underwent season-ending surgery... Was placed on injured reserve on Nov. 7... **Vs. San Francisco (Sept. 9):** Made his NFL debut as the starter at LOLB, and was tied for second on the defense with a career-high nine tackles (seven solo)... **At Seattle (Sept. 24):** Started at LOLB and tallied eight tackles (two solo) and his first career sack. Sack came in the third quarter when he chased down QB Russell Wilson for a 19-yard loss, forcing a third-and-32 on a drive that ultimately ended with a punt... **At Indianapolis (Oct. 5):** Did not start, but saw his snaps split almost evenly with Walden and finished with seven tackles (four solo) and a sack. The sack was bittersweet as he came free off the left side and delivered a jarring hit to QB Andrew Luck, knocking the ball loose on what was initially an 8-yard loss. The play was flagged as officials ruled that he led with the crown of his helmet on the hit and a 15-yard unnecessary-roughness penalty was enforced, nullifying the fumble and lost yardage... **At Houston (Oct. 14):** Started and appeared on 10 plays, making a solo tackle. Suffered a knee injury early in the second quarter and did not return... **2012 Draft:** Selected by the Packers with the No. 28 overall selection in the first round.

ROOKIE PACKERS STARTERS IN REGULAR-SEASON OPENER, SINCE 1970

| Date | Opp. | Rookie Starter | Pos. | Result | Date | Opp. | Rookie Starter | Pos. | Result |
|----------|--------|--------------------|------|----------|----------|---------|-------------------|------|----------|
| 09/11/16 | at Jax | Blake Martinez | LB | W, 27-23 | 09/06/92 | Min | Robert Brooks | WR | L, 23-20 |
| 09/04/14 | at Sea | Corey Linsley | C | L, 36-16 | 09/04/88 | LARm | Mark D'Onofrio | LB | |
| 09/08/13 | at SF | Richard Rodgers | TE | | | | Shawn Patterson | DE | L, 34-7 |
| | | David Bakhtiari | LT | L, 34-28 | 09/13/87 | LARm | Sterling Sharpe | WR | |
| 09/09/12 | SF | Eddie Lacy | RB | | 09/07/86 | HouO | Johnny Holland | LB | L, 20-0 |
| 09/12/10 | at Phi | Nick Perry | LB | L, 30-22 | 09/08/85 | at NE | Burnell Dent | LB | W, 31-3 |
| | | Morgan Burnett | S | W, 27-20 | 09/02/84 | StLC | Ken Ruettgerts | T | L, 26-20 |
| 09/09/07 | Phi | Sam Shields | CB | | | | Alphonso Carreker | DE | W, 24-23 |
| | | Korey Hall | FB | W, 16-13 | 09/03/78 | at Det | Tom Flynn | S | |
| 09/10/06 | ChiB | Brandon Jackson | RB | | | | Donnie Humphrey | DE | |
| | | James Jones | WR | | | | John Anderson | LB | W, 13-7 |
| | | A.J. Hawk | LB | L, 26-0 | 09/18/77 | at NO | Mike Hunt | LB | |
| | | Tony Moll | G | | 09/12/76 | SF | James Lofton | WR | |
| 09/11/05 | at Det | Jason Spitz | G | | | | Mike Butler | DE | W, 24-20 |
| | | Nick Collins | S | L, 17-3 | 09/21/75 | Det | Mark Koncar | T | L, 26-14 |
| | | William Whitticker | G | | 09/17/73 | NYJ | Mike C. McCoy | DB | |
| 09/07/03 | Min | Nick Barnett | LB | L, 30-25 | 09/17/72 | at CleB | Bill Bain | T | L, 30-16 |
| 09/03/00 | NYJ | Na'il Diggs | LB | L, 20-16 | | | Tom MacLeod | LB | W, 23-7 |
| 09/12/99 | Oak | Mike McKenzie | CB | W, 28-24 | 09/17/71 | NYG | Willie Buchanon | CB | W, 26-10 |
| 09/06/98 | Det | Vonnie Holliday | DE | W, 38-19 | | | Leland Glass | WR | |
| 09/03/95 | StLR | Craig Newsome | CB | L, 17-14 | | | John Brockington | RB | L, 42-40 |

COLLEGE: A three-year letterman and a two-year starter, he appeared in 37 games during his three seasons (22 starts) and totaled 103 tackles (62 solo), 21½ sacks, six passes defended, five forced fumbles and two fumble recoveries for the Trojans...Majored in economics...**Junior season (2011):** Started all 12 games at DE and led the team with a career-high 9½ sacks...His sack total was tied for No. 14 nationally and led the Pacific-12...Finished the season with 54 tackles (31 solo), including a team-high 13 for a loss, three passes defended, three forced fumbles and a fumble recovery...Was one of six finalists for the Hendricks Award, which is given to the country's top defensive end...Was named first-team All-Pac-12 and was a second-team All-America selection by CBSSports.com... Also earned all-conference honors from CBSSports.com, ESPN.com, CollegeFootballNews.com and *Phil Steele's College Football*...Won USC's 2011 Defensive Lineman of the Year award...Registered a career-high 2½ sacks vs. Washington (Nov. 12)...Recorded four tackles, two sacks and a forced fumble in USC's 38-35 upset win of No. 4-ranked Oregon (Nov. 19)...**Sophomore season (2010):** Played in 12 games with nine starts at DE, missing the season opener at Hawai'i with a sprained ankle...Posted 25 tackles (15 solo), including 7½ for a loss, four sacks, three passes defended, two forced fumbles and a fumble recovery on the season...**Redshirt freshman season (2009):** Appeared in all 13 contests with one start at DE as a redshirt freshman and led the team with eight sacks... Finished the season with 24 tackles (16 solo), including nine tackles for a loss...Was named a first-team Freshman All-American by the Football Writers Association of

America, *Sporting News*, *Phil Steele's College Football* and *CollegeFootballNews.com*...Earned Pac-10 All-Freshman Team recognition from ESPN.com and *Sporting News*... Posted his third two-sack game in his fourth college contest vs. Washington State (Sept. 26).

PERSONAL: Given name Nicholas Joel Perry...Born in Detroit...Married, wife's name is Audrianna...The couple has a son, Nicholas Jr. ...Uncle, Gilvanni Johnson, played wide receiver at the University of Michigan from 1982-85... Worked at the USC administration office the summer before his junior year, doing programming and data entry...**High school:** Recorded a state-record 36 sacks and 147 tackles as a senior at Martin Luther King High in Detroit, helping lead the team to a 14-0 mark and a state championship... His honors that season included first-team All-USA by *USA Today*, *Parade* All-American, *PrepStar* All-American, first-team All-American from EA Sports and All-Midwest from *SuperPrep*...Earned first-team all-state recognition... Named all-metro, all-city and Dream Team MVP by *Detroit News*...Also played tight end as a senior, catching 14 passes for 310 yards (22.1 avg.) and eight TDs...Attended Mackenzie High in Detroit for his first three seasons of high school before the school closed, earning all-metro and all-city honors as a junior when he registered 75 tackles and 11 sacks...Also lettered twice in basketball...**Community involvement:** Spoke to De Pere elementary students as part of a Fuel Up to Play 60 event...Signed autographs to raise money for The Salvation Army...Has spoken to kids at schools in Detroit and to youth football teams in the area... Residence: De Pere, Wis.

NICK PERRY'S PRO STATISTICS

| Year | Team | —Tackles— | | | | | | Interceptions | | | | | Fumbles | | | | |
|--------------------------------|-----------|-----------|-----------|------------|------------|-----------|------------|---------------|----------|----------|----------|----------|----------|----------|----------|----------|---|
| | | GP | GS | Tot | Solo | Asst | Sk | Yds | No | Yds | Lg | TD | PD | FF | FR | Yds | |
| 2012 | Green Bay | 6 | 5 | 29 | 18 | 11 | 2 | 27 | 0 | 0 | 0 | 0 | 0 | 0 | 0 | 0 | 0 |
| 2013 | Green Bay | 11 | 6 | 42 | 22 | 20 | 4 | 29 | 0 | 0 | 0 | 0 | 1 | 3 | 0 | 0 | |
| 2014 | Green Bay | 15 | 4 | 24 | 21 | 3 | 3 | 22 | 0 | 0 | 0 | 0 | 2 | 1 | 1 | 0 | |
| 2015 | Green Bay | 14 | 1 | 35 | 23 | 12 | 3½ | 21½ | 0 | 0 | 0 | 0 | 1 | 1 | 0 | 0 | |
| 2016 | Green Bay | 14 | 12 | 60 | 43 | 17 | 11 | 76½ | 1 | 0 | 0 | 0 | 4 | 0 | 0 | 0 | |
| NFL totals (five years) | | 60 | 28 | 190 | 127 | 63 | 23½ | 176 | 1 | 0 | 0 | 0 | 8 | 5 | 1 | 0 | |

| Year | Team | —Tackles— | | | | | | Interceptions | | | | | Fumbles | | | | |
|-------------------|-----------|-----------|----------|-----------|-----------|----------|----------|---------------|----------|----------|----------|----------|----------|----------|----------|----------|---|
| | | GP | GS | Tot | Solo | Asst | Sk | Yds | No | Yds | Lg | TD | PD | FF | FR | Yds | |
| 2013 | Green Bay | 1 | 0 | 6 | 4 | 2 | 1 | 8 | 0 | 0 | 0 | 0 | 0 | 0 | 0 | 0 | 0 |
| 2014 | Green Bay | 2 | 1 | 7 | 6 | 1 | 1½ | 10½ | 0 | 0 | 0 | 0 | 0 | 0 | 0 | 0 | 0 |
| 2015 | Green Bay | 2 | 0 | 8 | 6 | 2 | 3½ | 24½ | 0 | 0 | 0 | 0 | 0 | 1 | 0 | 0 | |
| 2016 | Green Bay | 3 | 0 | 7 | 7 | 0 | 1 | 5 | 0 | 0 | 0 | 0 | 1 | 0 | 0 | 0 | |
| Postseason | | 8 | 1 | 28 | 23 | 5 | 7 | 48 | 0 | 0 | 0 | 0 | 1 | 1 | 0 | 0 | |

Additional statistics: Career sacks — Matthew Stafford (6), Sam Bradford (2½), Colin Kaepernick (2), Christian Ponder (2), Andrew Luck (1½), Matt Barkley, Blake Bortles, Kirk Cousins, Joe Flacco, Eli Manning, Cam Newton, Alex Smith, Carson Wentz, Russell Wilson, Nick Foles (½). Career interceptions — Matt Barkley. Special teams tackles — 1 in 2014.

NFL debut/first start: vs. San Francisco, 9/9/12

First sack: at Seattle, 9/24/12 (R.Wilson)

First interception: vs. Chicago, 10/20/16 (M.Barkley)

CAREER TRANSACTIONS

- 2012 Selected by Green Bay Packers in the first round (28th overall) of '12 NFL Draft, April 26...Signed first contract, May 14...Placed on injured reserve (wrist), Nov. 7.
- 2016 Re-signed by Packers as unrestricted free agent, March 11.
- 2017 Re-signed by Packers as unrestricted free agent, March 9.

PERRY'S SINGLE-GAME CAREER HIGHS

| | |
|----------------|--|
| Tackles | |
| Total | 9, vs. StL (9/9/12) and vs. Det. (9/25/16) |
| Solo | 8, vs. Det. (9/25/16) |
| Sacks | 2, five times (last: vs. Min., 12/24/16) |

NICK PERRY GAME-BY-GAME

2012, GREEN BAY

| Date | Opp | GP | GS | Tot | So | As | Sk | Yd | Int | Yd | Lg | TD | PD | FF | FR |
|-------------------|----------|----------|-----------|-----------|-----------|----------|-----------|----------|----------|----------|----------|----------|----------|----------|----------|
| 09/09 | SF-L | 1 | 1 | 9 | 7 | 2 | 0 | 0 | 0 | 0 | 0 | 0 | 0 | 0 | 0 |
| 09/13 | Chi-W | 1 | 1 | 0 | 0 | 0 | 0 | 0 | 0 | 0 | 0 | 0 | 0 | 0 | 0 |
| 09/24 | at Sea-L | 1 | 1 | 8 | 2 | 6 | 1 | 19 | 0 | 0 | 0 | 0 | 0 | 0 | 0 |
| 09/30 | NO-W | 1 | 1 | 4 | 4 | 0 | 0 | 0 | 0 | 0 | 0 | 0 | 0 | 0 | 0 |
| 10/07 | at Ind-L | 1 | 0 | 7 | 4 | 3 | 1 | 8 | 0 | 0 | 0 | 0 | 0 | 0 | 0 |
| 10/14 | at Hou-W | 1 | 1 | 1 | 1 | 0 | 0 | 0 | 0 | 0 | 0 | 0 | 0 | 0 | 0 |
| 10/21 | at STL-W | | | | | | | | | | | | | | |
| 10/28 | Jax-W | | | | | | | | | | | | | | |
| 11/04 | Ari-W | | | | | | | | | | | | | | |
| 11/18 | at Det-W | | | | | | | | | | | | | | |
| 11/25 | at NYG-L | | | | | | | | | | | | | | |
| 12/02 | Min-W | | | | | | | | | | | | | | |
| 12/09 | Det-W | | | | | | | | | | | | | | |
| 12/16 | at Chi-W | | | | | | | | | | | | | | |
| 12/23 | Ten-W | | | | | | | | | | | | | | |
| 12/30 | at Min-L | | | | | | | | | | | | | | |
| '12 TOTALS | 6 | 5 | 29 | 18 | 11 | 2 | 27 | 0 | 0 | 0 | 0 | 0 | 0 | 0 | 0 |
| 01/05 | Min-W | | | | | | | | | | | | | | |
| 01/12 | at SF-L | | | | | | | | | | | | | | |

PLAYOFFS

**NFC Wild Card Playoff; *NFC Divisional Playoff*

2013, GREEN BAY

| Date | Opp | GP | GS | Tot | So | As | Sk | Yd | Int | Yd | Lg | TD | PD | FF | FR |
|-------------------|-----------|----------|-----------|-----------|-----------|----------|-----------|----------|----------|----------|----------|----------|----------|----------|----------|
| 09/08 | at SF-L | 1 | 1 | 4 | 3 | 1 | 0 | 0 | 0 | 0 | 0 | 0 | 0 | 0 | 0 |
| 09/15 | Was-W | 1 | 1 | 4 | 2 | 0 | 0 | 0 | 0 | 0 | 0 | 0 | 1 | 0 | 0 |
| 09/22 | at Cin-L | 1 | 1 | 5 | 2 | 3 | 0 | 0 | 0 | 0 | 0 | 0 | 0 | 0 | 0 |
| 10/06 | Det-W | 1 | 0 | 5 | 3 | 2 | 2 | 18 | 0 | 0 | 0 | 0 | 0 | 1 | 0 |
| 10/13 | at Bal-W | 1 | 1 | 6 | 5 | 1 | 1 | 1 | 0 | 0 | 0 | 0 | 0 | 1 | 0 |
| 10/20 | Cle-W | | | | | | | | | | | | | | |
| 10/27 | at Min-W | | | | | | | | | | | | | | |
| 11/04 | Chi-L | | | | | | | | | | | | | | |
| 11/10 | Phi-L | 1 | 0 | 2 | 1 | 1 | 0 | 0 | 0 | 0 | 0 | 0 | 0 | 0 | 0 |
| 11/17 | at NYG-L | | | | | | | | | | | | | | |
| 11/24 | Min-T | | | | | | | | | | | | | | |
| 11/28 | at Det-L | 1 | 0 | 7 | 2 | 5 | 1 | 10 | 0 | 0 | 0 | 0 | 0 | 1 | 0 |
| 12/08 | Ati-W | 1 | 1 | 5 | 2 | 3 | 0 | 0 | 0 | 0 | 0 | 0 | 0 | 0 | 0 |
| 12/15 | at Dal-W | 1 | 1 | 1 | 1 | 0 | 0 | 0 | 0 | 0 | 0 | 0 | 0 | 0 | 0 |
| 12/22 | Pit-L | 1 | 0 | 2 | 0 | 2 | 0 | 0 | 0 | 0 | 0 | 0 | 0 | 0 | 0 |
| 12/29 | at Chi-W | 1 | 0 | 1 | 1 | 0 | 0 | 0 | 0 | 0 | 0 | 0 | 0 | 0 | 0 |
| '13 TOTALS | 11 | 6 | 42 | 22 | 20 | 4 | 29 | 0 | 0 | 0 | 0 | 1 | 3 | 0 | 0 |

01/05

**NFC Wild Card Playoff*

2014, GREEN BAY

| Date | Opp | GP | GS | Tot | So | As | Sk | Yd | Int | Yd | Lg | TD | PD | FF | FR |
|-------------------|-----------|----------|-----------|-----------|----------|----------|-----------|----------|----------|----------|----------|----------|----------|----------|----------|
| 09/04 | at Sea-L | 1 | 0 | 2 | 2 | 0 | 0 | 0 | 0 | 0 | 0 | 0 | 1 | 0 | 0 |
| 09/14 | NYJ-W | 1 | 0 | 2 | 2 | 0 | 0 | 0 | 0 | 0 | 0 | 0 | 0 | 0 | 0 |
| 09/21 | at Det-L | 1 | 0 | 4 | 2 | 2 | 0 | 0 | 0 | 0 | 0 | 0 | 0 | 0 | 0 |
| 09/28 | at Chi-W | 1 | 0 | 1 | 1 | 0 | 0 | 0 | 0 | 0 | 0 | 0 | 0 | 0 | 0 |
| 10/02 | Min-W | 1 | 0 | 3 | 3 | 0 | 2 | 10 | 0 | 0 | 0 | 0 | 0 | 0 | 0 |
| 10/12 | at Mia-W | 1 | 0 | 2 | 2 | 0 | 0 | 0 | 0 | 0 | 0 | 0 | 0 | 0 | 0 |
| 10/19 | Car-W | 1 | 0 | 1 | 1 | 0 | 1 | 12 | 0 | 0 | 0 | 0 | 0 | 0 | 0 |
| 10/26 | at NO-L | 1 | 0 | 0 | 0 | 0 | 0 | 0 | 0 | 0 | 0 | 0 | 0 | 0 | 0 |
| 11/09 | Chi-W | 1 | 1 | 2 | 1 | 1 | 0 | 0 | 0 | 0 | 0 | 0 | 0 | 0 | 0 |
| 11/16 | Phi-W | 1 | 1 | 1 | 1 | 0 | 0 | 0 | 0 | 0 | 0 | 0 | 0 | 0 | 1 |
| 11/23 | at Min-W | | | | | | | | | | | | | | |
| 11/30 | NE-W | 1 | 0 | 0 | 0 | 0 | 0 | 0 | 0 | 0 | 0 | 0 | 0 | 0 | 0 |
| 12/08 | Ati-W | 1 | 1 | 0 | 0 | 0 | 0 | 0 | 0 | 0 | 0 | 0 | 0 | 0 | 0 |
| 12/14 | at Buf-L | 1 | 0 | 2 | 2 | 0 | 0 | 0 | 0 | 0 | 0 | 0 | 1 | 0 | 0 |
| 12/21 | at TB-W | 1 | 0 | 1 | 1 | 0 | 0 | 0 | 0 | 0 | 0 | 0 | 0 | 0 | 0 |
| 12/28 | Det-W | 1 | 1 | 3 | 3 | 0 | 0 | 0 | 0 | 0 | 0 | 0 | 0 | 1 | 0 |
| '14 TOTALS | 15 | 4 | 24 | 21 | 3 | 3 | 22 | 0 | 0 | 0 | 0 | 2 | 1 | 1 | 1 |

01/11

01/18

PLAYOFFS

**NFC Divisional Playoff; *NFC Championship*

2015, GREEN BAY

| Date | Opp | GP | GS | Tot | So | As | Sk | Yd | Int | Yd | Lg | TD | PD | FF | FR |
|-------|----------|----|----|-----|----|----|----|----|-----|----|----|----|----|----|----|
| 09/13 | at Chi-W | 1 | 0 | 1 | 0 | 1 | 0 | 0 | 0 | 0 | 0 | 0 | 0 | 0 | 0 |
| 09/20 | Sea-W | 1 | 0 | 5 | 3 | 2 | 0 | 0 | 0 | 0 | 0 | 0 | 0 | 0 | 0 |
| 09/28 | KC-W | 1 | 1 | 2 | 1 | 1 | 1 | 6 | 0 | 0 | 0 | 0 | 0 | 1 | 0 |
| 10/04 | at SF-W | 1 | 0 | 2 | 2 | 0 | 2 | 12 | 0 | 0 | 0 | 0 | 0 | 0 | 0 |
| 10/11 | StL-W | 1 | 0 | 3 | 3 | 0 | ½ | 3½ | 0 | 0 | 0 | 0 | 0 | 0 | 0 |
| 10/18 | SD-W | | | | | | | | | | | | | | |
| 11/01 | at Den-L | 1 | 0 | 3 | 1 | 2 | 0 | 0 | 0 | 0 | 0 | 0 | 0 | 0 | 0 |
| 11/08 | at Car-L | 1 | 0 | 7 | 5 | 2 | 0 | 0 | 0 | 0 | 0 | 0 | 1 | 0 | 0 |
| 11/15 | Det-L | 1 | 0 | 1 | 1 | 0 | 0 | 0 | 0 | 0 | 0 | 0 | 0 | 0 | 0 |
| 11/22 | at Min-W | 1 | 0 | 1 | 0 | 1 | 0 | 0 | 0 | 0 | 0 | 0 | 0 | 0 | 0 |
| 11/26 | Chi-L | 1 | 0 | 3 | 1 | 2 | 0 | 0 | 0 | 0 | 0 | 0 | 0 | 0 | 0 |
| 12/03 | at Det-W | 1 | 0 | 0 | 0 | 0 | 0 | 0 | 0 | 0 | 0 | 0 | 0 | 0 | 0 |
| 12/13 | Dal-W | | | | | | | | | | | | | | |
| 12/20 | at Oak-W | 1 | 0 | 0 | 0 | 0 | 0 | 0 | 0 | 0 | 0 | 0 | 0 | 0 | 0 |
| 12/27 | at Ari-L | 1 | 0 | 3 | 3 | 0 | 0 | 0 | 0 | 0 | 0 | 0 | 0 | 0 | 0 |
| 01/03 | Min-L | 1 | 0 | 4 | 3 | 1 | 0 | 0 | 0 | 0 | 0 | 0 | 0 | 0 | 0 |

'15 TOTALS

01/10

01/16

PLAYOFFS

**NFC Wild Card Playoff; *NFC Divisional Playoff*

2016, GREEN BAY

| Date | Opp | GP | GS | Tot | So | As | Sk | Yd | Int | Yd | Lg | TD | PD | FF | FR |
|-------|----------|----|----|-----|----|----|----|----|-----|----|----|----|----|----|----|
| 09/11 | at Jax-W | 1 | 1 | 3 | 3 | 0 | 1 | 2 | 0 | 0 | 0 | 0 | 0 | 0 | 0 |
| 09/18 | at Min-L | 1 | 1 | 5 | 1 | 4 | ½ | 4½ | 0 | 0 | 0 | 0 | 0 | 0 | 0 |
| 09/25 | Det-W | 1 | 1 | 9 | 8 | 1 | 2 | 8 | 0 | 0 | 0 | 0 | 1 | 0 | 0 |
| 10/09 | NYG-W | 1 | 1 | 4 | 3 | 1 | 1 | 6 | 0 | 0 | 0 | 0 | 0 | 0 | 0 |
| 10/16 | Dal-L | 1 | 1 | 5 | 4 | 1 | 0 | 0 | 0 | 0 | 0 | 0 | 0 | 0 | 0 |
| 10/20 | Chi-W | 1 | 1 | 6 | 5 | 1 | 1 | 10 | 1 | 0 | 0 | 0 | 1 | 0 | 0 |
| 10/30 | at Atl-L | 1 | 1 | 3 | 1 | 2 | 0 | 0 | 0 | 0 | 0 | 0 | 1 | 0 | 0 |
| 11/06 | Ind-L | 1 | 1 | 3 | 0 | 3 | ½ | 3 | 0 | 0 | 0 | 0 | 0 | 0 | 0 |
| 11/13 | at Ten-L | 1 | 1 | 5 | 4 | 1 | 0 | 0 | 0 | 0 | 0 | 0 | 0 | 0 | 0 |
| 11/20 | at Was-L | 1 | 1 | 6 | 4 | 2 | 1 | 7 | 0 | 0 | 0 | 0 | 0 | 0 | 0 |
| 11/28 | at Phi-W | 1 | 1 | 4 | 4 | 0 | 1 | 11 | 0 | 0 | 0 | 0 | 1 | 0 | 0 |
| 12/04 | Hou-W | 1 | 1 | 4 | 3 | 1 | 0 | 0 | 0 | 0 | 0 | 0 | 0 | 0 | 0 |
| 12/11 | Sea-W | | | | | | | | | | | | | | |
| 12/18 | at Chi-W | | | | | | | | | | | | | | |
| 12/24 | Min-W | 1 | 0 | 2 | 0 | 2 | 0 | 2 | 15 | 0 | 0 | 0 | 0 | 0 | 0 |
| 01/01 | at Det-W | 1 | 0 | 1 | 0 | 1 | 0 | 1 | 10 | 0 | 0 | 0 | 0 | 0 | 0 |

'16 TOTALS

01/08

01/15

01/22

PLAYOFFS

**NFC Wild Card Playoff; *NFC Divisional Playoff; *NFC Championship*

PACKERS SACK LEADERS, 1982-2016

Most Seasons Leading Team

| | | | |
|---|-------------------------------|---|-------------------------|
| 6 | Clay Matthews, 2009-14 | 1 | Mike Douglass, 1984 |
| 5 | Tim Harris, 1986-90 | | Sean Jones, 1994 |
| | Reggie White, 1993, 95-98 | | Keith McKenzie, 1999 |
| | Kabeer Gbaja-Biamila, 2001-05 | | Julius Peppers, 2015 |
| 3 | Ezra Johnson, 1982-83, 85 | | Nick Perry, 2016 |
| | Aaron Kampman, 2006-08 | | John Thierry, 2000 |
| 2 | Tony Bennett, 1991-92 | | |

Most Consecutive Seasons Leading Team

| | |
|---|-------------------------------|
| 6 | Clay Matthews, 2009-14 |
| 5 | Tim Harris, 1986-90 |
| | Kabeer Gbaja-Biamila, 2001-05 |
| 4 | Reggie White, 1995-98 |
| 3 | Aaron Kampman, 2006-08 |
| 2 | Ezra Johnson, 1982-83 |
| | Tony Bennett, 1991-92 |

DAMARIOUS RANDALL

CORNERBACK | ARIZONA STATE

Third NFL Season | Third Packers Season



Ht: 5-11 Wt: 196 | Born: August 29, 1992 | NFL Games Played/Started: 25/18 | Acquired: DT-15

PRO HIGHLIGHTS:

➤ Saw action in 10 games with nine starts in 2016, missing six contests due to a groin injury. Recorded 37 tackles (32 solo), three interceptions (tied for No. 2 on the team) and nine passes defended.

➤ Started all three 2016 postseason games and registered 12 tackles (10 solo), an INT and three passes defended.

➤ Played in 15 games with nine starts (six at LCB, two at RCB, one in the slot) as a rookie in 2015 and posted 59 tackles (50 solo), three interceptions (tied for the team lead), including one for a TD, and a team-best 16 passes defended.

➤ Was tied for No. 2 among NFL rookies in interceptions in '15.

➤ Started both 2015 playoff games and registered 12 tackles (eight solo), an interception and three passes defended.

➤ Named the NFL's Defensive Rookie of the Month for November 2015, joining CB Casey Hayward (October 2012) as the only Green Bay defensive backs to win the award.

➤ Selected by Green Bay in the first round of the 2015 NFL Draft with the No. 30 overall selection, the first defensive back from Arizona State to be picked in the first round since S Adam Archuleta (St. Louis Rams, No. 20 selection) in 2001.

➤ Joined DB Craig Newsome (1995) as the lone first-round selections by the Packers out of Arizona State.

2016 SEASON: Played in 10 games with nine starts at LCB and recorded 37 tackles (32 solo), three interceptions (tied for No. 2 on the team) and nine passes defended... Ranked No. 11 in the league with 91 return yards on his INTs... Added two tackles on special teams... Was sidelined for six contests (Weeks 5 and 7-11) due to a groin injury... Started all three postseason games and registered 12 tackles (10 solo), an interception and three passes defended...

At Jacksonville (Sept. 11): Started at LCB and posted eight tackles (six solo) and two passes defended (tied for the team lead). Made the initial hit of WR Allen Hurns on fourth-and-1 with 23 seconds remaining as a group of Packers brought Hurns down for a 1-yard loss to secure the 27-23 victory for Green Bay. Added a tackle on special teams, running down RB Corey Grant at the Jacksonville 31 on a kickoff return early in the fourth quarter that could have gone for a bigger gain... **Vs. Detroit (Sept. 25):** Started at LCB and played 57 of 68 snaps, missing some time due to illness. Early in the second quarter, perfectly timed it to get his hands in as TE Eric Ebron was attempting to make a catch at the Green Bay 31, ripping the ball out from Ebron and returning the interception 44 yards to the Detroit 25, a career-long INT return. Added two tackles (both solo)... **Vs. Dallas (Oct. 16):** Started at LCB and played 18 snaps, but reinjured his groin making a tackle of WR Terrance Williams early in the second quarter and did not return. Posted two tackles (both solo)... **At Philadelphia (Nov. 28):** Returned to action, starting at LCB and playing 57 of 59 snaps. Was tied for second on the team with six tackles (five solo) and added a pass de-

AT A GLANCE ...

- Saw action in 10 games with nine starts in 2016 and was tied for No. 2 on the team with three interceptions. Ranked No. 11 in the league with 91 return yards on his INTs.
- Played in 15 games with nine starts (six at LCB, two at RCB, one in the slot) in 2015 and tied for the team lead and No. 2 among NFL rookies with three interceptions, including one he returned for a TD. Finished with a team-best 16 passes defended.
- Named the NFL's Defensive Rookie of the Month for November 2015, joining CB Casey Hayward (October 2012) as the only Green Bay defensive backs to win the award.
- Earned first-team All-Pacific-12 honors at safety as a senior in 2014 after he led the Sun Devils in tackles (106) and passes defended (12) and tied for the team lead with three interceptions.
- Appeared in 12 games with nine starts as a junior in '13, his first season at Arizona State, and posted 71 tackles (48 solo), three interceptions, six passes defended and two forced fumbles.
- Was named an NJCAA first-team All-American in 2012 at Mesa (Ariz.) Community College after recording 69 tackles (50 solo), nine interceptions, 17 passes defended, a forced fumble and a fumble recovery.
- Played shortstop at Butler Community College (Kan.) in the fall of 2010 and was successful on all nine of his stolen-base attempts.

fensed. Broke up a pass from QB Carson Wentz over the middle intended for WR Bryce Treggs on a third down in the fourth quarter, forcing the Eagles to punt... **Vs. Seattle (Dec. 11):** Started at LCB and posted a career-high two INTs along with five tackles (four solo). Late in the first half, came across the field to intercept a deep pass from QB Russell Wilson intended for WR Doug Baldwin near the goal line, returning the pick 21 yards to the Green Bay 21. Made another interception when the ball went off of Baldwin's hands near the sideline midway through the third quarter, an INT that he returned 26 yards to the Seattle 32... **Vs. Minnesota (Dec. 24):** Played 62 snaps and registered three tackles (all solo) and two passes defended. Late in the third quarter, ran stride-for-stride with WR Cordarrelle Patterson on a deep pass down the sideline, making a leaping breakup of QB Sam Bradford's pass to force a Minnesota punt... **At Detroit (Jan. 1):** Started at LCB, but was limited to just 26 snaps after sustaining a knee injury. Was tied for second on the team with six tackles (all solo)... **Vs. N.Y. Giants (NFC Wild Card, Jan. 8):** Started at RCB and registered six tackles (five solo), an interception and three passes defended. Early in the second quarter, broke up QB Eli Manning's third-down pass intended for WR Sterling Shepard near the sideline, nearly making the interception. With less than 30 seconds remaining in the game, made a leaping interception of Manning's pass intended for Shepard in the end zone, taking it from 7 yards deep in the end zone down the left sideline to the New York 29 before losing his footing. His 78-yard return was the second longest in franchise playoff history behind only George Teague's 101-yard return for a TD at Detroit on Jan. 8, 1994. It marked his second straight postseason game with an interception, tied for the second-longest streak in team history behind only Newsome's three-game streak in 1996.

2015: Played in 15 games with nine starts (six at LCB, two at RCB, one in the slot) and posted 59 tackles (50 solo), three interceptions (tied for the team lead), including one for a TD, and a team-best 16 passes defended...Was tied for No. 2 among NFL rookies in interceptions...Added two tackles on special teams...Was inactive for one contest (Week 13 at Detroit) due to a hamstring injury he sustained in practice...Also started both playoff games and registered 12 tackles (eight solo), an interception and three passes defended...Was named the NFL's Defensive Rookie of the Month for November, joining Hayward (October 2012) as the only Green Bay defensive backs to win the award...**Vs. St. Louis (Oct. 11):** Made his first NFL start, opening at LCB with the defense opening in nickel...**Vs. San Diego (Oct. 18):** Started at LCB for the second straight game with the team opening in nickel, and had a hand in the game's deciding play. Jumped QB Philip Rivers' pass intended for RB Danny Woodhead in the right flat on fourth-and-goal from the Green Bay 3 with 20 seconds remaining. Dove to make a deflection of the pass intended for Woodhead near the pylon to seal the victory. Finished with six tackles (all solo) and two passes defended...**At Denver (Nov. 1):** Playing through an ankle injury he sustained in practice during the week leading up to the game, appeared on 55 snaps and registered a career-best nine tackles (six solo), his first career interception and two passes defended. Made a diving catch on a pass from QB Peyton Manning intended for WR Andre Caldwell near the sideline at the Green Bay 29...**At Carolina (Nov. 8):** Started at RCB and played all 67 snaps, one of three Green Bay defenders to do so. Registered five tackles (all solo), an interception and two passes defended. After the Packers scored a TD to get within eight points (37-29) with just under four minutes remaining, picked off QB Cam Newton's pass near the sideline intended for WR Ted Ginn, keeping both feet in bounds as he returned the pick 4 yards to the Carolina 22...**Vs. Detroit (Nov. 15):** Started at LCB as the defense opened in nickel and played 50 snaps. Posted two solo tackles and a pass defended. With just over 30 seconds remaining in the game and the Packers trailing, 18-16, recovered Mason Crosby's onside kick that went through the arms of WR Calvin Johnson at the Detroit 49, becoming the first Packer to recover a Green Bay onside kick since LB Jamari Lattimore did so vs. Chicago on Nov. 4, 2013...**Vs. Chicago (Nov. 26):** Started at LCB for the second straight game and played 36 snaps, posting two tackles (both solo). Departed the game late in the third quarter (knee) and did not return...**Vs. Dallas (Dec. 13):** Started at CB and was matched up with WR Dez Bryant for much of the game after CB Sam Shields departed midway through the second quarter (concussion). Helped limit Bryant to just one catch for 9 yards, his lowest yardage output in a game since Nov. 25, 2010 (0 yards vs. New Orleans)...**At Oakland (Dec. 20):** Registered his third INT of the season and the first INT return for a TD of his career. Came off the man he was covering outside, WR Michael Crabtree, to intercept QB Derek Carr's overthrown pass that was intended for WR Seth Roberts and return it 43 yards down the left sideline for the score. Combined with CB Quinten Rollins' INT return for a TD vs. St. Louis in Week 5, it marked the first time the Packers had two rookies/first-year players post INT returns for TDs in the same season since 1921 (Nate Abrams, Billy DuMoe). Matched his career high with nine tackles (seven solo) and posted two passes defended...**At Washington (NFC Wild Card, Jan. 10):** Started at LCB and played 63 snaps, finishing with eight tackles (five solo) and two passes defended. Made a leaping breakup of a deep pass down the sideline from QB Kirk Cousins to WR DeSean Jackson in the fourth quarter...**At Arizona (NFC Divisional, Jan. 16):** Started at LCB and played 55 snaps, finishing with four tackles (three solo), an interception and a pass defended. With the Packers leading, 13-10, early in

the fourth quarter and the Cardinals at the Green Bay 10, picked off QB Carson Palmer's pass intended for WR John Brown in the end zone...**2015 Draft:** Selected by the Packers in the first round with the No. 30 overall choice, the fifth defensive back picked overall in the draft.

COLLEGE: Played football at Arizona State in 2013-14 and at Mesa Community College in 2012 after playing baseball at Butler Community College (Kan.) in 2010... Majored in business and communications with a psychology minor...**Senior season (2014):** Started all 13 games and earned first-team All-Pac-12 honors at safety after leading the Sun Devils in tackles (106) and passes defended (12) and tying for the team lead with three interceptions...Also earned honorable mention All-America recognition from SI.com...Led the team with 85 solo tackles, the fifth most in a season in school history...Finished fourth on the team with 9½ tackles for a loss and added two forced fumbles...Registered a double-digit tackle total in five games, including a streak of four consecutive games early in the season...Posted a double-digit tackle total for the fourth consecutive game with a season-high 13 tackles (11 solo), including one tackle for a loss, at Southern California (Oct. 4)...Was named Pac-12 Defensive Player of the Week after recording seven tackles (all solo), his first career sack, a forced fumble, a fumble recovery and a pass defended vs. Stanford (Oct. 18)...Picked off QB Everett Golson early in the second quarter and returned the interception 59 yards for a TD to put the Sun Devils up, 24-3, vs. Notre Dame (Nov. 8)...Added six tackles (all solo) in the 55-31 win...Led the team with 11 tackles (nine solo), including one tackle for a loss, vs. Washington State (Nov. 22) and posted an INT for the third straight game...**Junior season (2013):** Appeared in 12 games with nine starts at safety in his first season at ASU...Was tied for third on the team with 71 tackles (48 solo), including 5½ tackles for a loss, and added three interceptions, six passes defended and two forced fumbles...Made his first career start and locked down a starting job after leading the team with a career-high 17 tackles (nine solo), including 1½ tackles for a loss, vs. Notre Dame (Oct. 5)...Registered his first career INT when he picked off QB Sefo Liufua in the second quarter at the Colorado 31 and returned it 26 yards down to the 5-yard line to set up an ASU field goal vs. Colorado (Oct. 12)...Led the team with 12 tackles (eight solo) and picked off QB B.J. Denker in the third quarter and returned the interception 64 yards for a TD vs. Arizona (Nov. 30)...Added a forced fumble as part of a performance that earned him Pac-12 Defensive Player of the Week honors...**Sophomore season (2012):** Was named an NJCAA first-team All-American at Mesa C.C. and also the Arizona Community College Athletic Conference Defensive Player of the Year...Earned first-team all-conference recognition at both CB and as a returner...Registered 69 tackles (50 solo), including three tackles for a loss, nine interceptions, 17 passes defended, a forced fumble and a fumble recovery...Posted an 18.4-yard average and two TDs on 14 punt returns and averaged 28.2 yards on 19 kickoff returns...Scored five total TDs (two receiving, two punt returns, one INT return) and averaged a team-high 19.0 yards per catch on eight grabs...Led the team with 1,078 all-purpose yards, averaging 98.0 per game...**(2011):** Redshirted...**Freshman season (2010):** Played in 10 games with 10 starts as a shortstop for Butler Community College in El Dorado, Kan...Drove in six runs and was successful on all nine of his stolen-base attempts.

PERSONAL: Given name Damarious Wayne Randall... First name is pronounced duh-MAIR-ee-us...Nicknamed "Randall Time"...Born in Pensacola, Fla. ...Single...Older brother, Patrick Norris, was selected by the Kansas City Royals in the 16th round of the 2007 Major League Baseball

CHRISTIAN RINGO

DEFENSIVE TACKLE | LOUISIANA-LAFAYETTE

Second NFL Season | Second Packers Season



Ht: 6-1 | Wt: 298 | Born: March 10, 1992 | NFL Games Played/Started: 8/0 | Acquired: D6b-15

PRO HIGHLIGHTS:

- Played in eight games and posted seven tackles (three solo), a forced fumble and two QB pressures in 2016. Also appeared in one postseason contest.
- Spent his entire rookie season (2015) on Green Bay's practice squad.
- Was selected by Green Bay with the second of two sixth-round choices (No. 210 overall), the first of two compensatory choices awarded to the team in the 2015 NFL Draft.
- Became the first player drafted by the Packers out of Louisiana-Lafayette since DE Mark Hall was chosen in the seventh round in 1989 when the school was known as Southwestern Louisiana.

2016 SEASON: Played in eight games and posted seven tackles (three solo), a forced fumble and two QB pressures...Was inactive for seven contests (Weeks 5-6 and 9-13, healthy scratch) and dressed, but did not play, in another (Week 17)...Appeared in one postseason game and was inactive for two others...**At Jacksonville (Sept. 11):** Played 12 snaps on defense in his NFL debut and posted a solo tackle, stopping RB T.J. Yeldon for a 1-yard loss on a run up the middle in the second quarter...**Vs. Detroit (Sept. 25):** Saw his most significant action on defense in his career with DT Letroy Guion (knee) sidelined, appearing on 24 snaps and posting a career-high three tackles (all assists). Helped limit the Lions to just 50 yards rushing on 23 carries (2.2 avg.) with a long run of 9 yards...**Vs. Seattle (Dec. 11):** Played 11 snaps on defense, matching his career high with three tackles (two solo) along with a forced fumble and a QB pressure. On a fourth-and-3 early in the fourth quarter, came onto the field late, using the running start he had to knock back G Mark Glowinski as he helped collapse the pocket on QB Russell Wilson's pass that sailed out of bounds and gave Green Bay possession. With just over a minute remaining, posted his first career forced fumble, slapping the ball out with his right hand as RB Alex Collins came through a hole in the middle, a fumble that was recovered by S Kentrell Brice at the Green Bay 27...**At Dallas (NFC Divisional, Jan. 15):** Saw his first career postseason action, appearing on two defensive plays.

2015: Was on Green Bay's practice squad for the entire season...**2015 Draft:** Was selected by Green Bay with the second of two sixth-round choices (No. 210 overall), the first of two compensatory choices awarded to the team in the 2015 NFL Draft.

COLLEGE: Played in 45 games with 30 starts for Louisiana-Lafayette and registered 109 tackles (76 solo), including 35 tackles for a loss, 21 sacks, two forced fumbles, four fumble recoveries and two passes defended...Majorred in criminal justice...**Senior season (2014):** Started all 13 games, anchoring a defensive line that helped the Ragin' Cajuns lead the Sun Belt in rushing defense while ranking third in sacks...Was named the state's Defensive Player of the Year by the Louisiana Sports Writers Association after ranking seventh in the nation in tackles for

AT A GLANCE ...

- Played in eight games and posted seven tackles (three solo), a forced fumble and two QB pressures in 2016. Also appeared in one postseason contest.
- Spent his entire rookie season (2015) on Green Bay's practice squad.
- Was named the state's Defensive Player of the Year by the Louisiana Sports Writers Association in 2014 after ranking seventh in the nation in tackles for loss (20) and 12th in the country in sacks (11½).
- His 11½ sacks in '14 tied the Louisiana-Lafayette single-season record and he also finished tied for No. 1 in school history with 21.0 career sacks.
- Was a second-team all-state choice by the Mississippi Association of Coaches as a senior at Forest Hill High School in Jackson, Miss., as well as first-team all-metro and second-team all-state by the *Jackson Clarion-Ledger*.

loss (20) and 12th in the country in sacks (11½)...His 11½ sacks tied the single-season school record and he also finished tied for No. 1 in school history with 21.0 career sacks...Earned first-team All-Sun Belt honors and also won the team's MVP award on defense...Led the Sun Belt in sacks (9½) and tackles for a loss (15½) in conference play...Registered a career-high 45 tackles (37 solo) and two fumble recoveries...Registered four tackles (all solo), including three tackles for a loss, and two sacks at Texas State (Oct. 14), adding a 41-yard fumble recovery for a TD that put ULL up 14-3 in the eventual 34-10 win and earning the Sun Belt Defensive Player of the Week for his performance...Matched his career high with eight tackles (six solo) and set a school single-game record with 5½ tackles for a loss at Louisiana-Monroe (Nov. 15), adding 2½ sacks in the performance that earned him LSWA Defensive Player of the Week honors...**Junior season (2013):** A preseason first-team All-Sun Belt selection, he appeared in 11 games with 10 starts...Missed two games due to injury...Posted 16 tackles (13 solo), including two for a loss, one sack, two passes defended and one fumble recovery...Registered three tackles (all solo), including two tackles for a loss, and a 6-yard sack vs. Louisiana-Monroe (Nov. 30)...**Sophomore season (2012):** Played in all 13 games with seven starts and ranked second in the conference with a team-high seven sacks...Posted 29 tackles (18 solo), including 10½ tackles for a loss, one fumble recovery and two forced fumbles...Recorded a career-high eight tackles (five solo), including 2½ tackles for a loss, and 1½ sacks vs. Arkansas State (Oct. 23)...**Freshman season (2011):** Appeared in eight games, seeing action as a reserve on the defensive line and on special teams...Posted 19 tackles (eight solo), including 2½ tackles for a loss, and 1½ sacks...Recorded two tackles (one solo), including 1½ tackles for a loss, and shared a sack in his collegiate debut vs. Nicholls State (Sept. 17).

PERSONAL: Given name Christian Jacques Rashad Ringo...Born in Jackson, Miss...**High school:** Was a second-team all-state choice by the Mississippi Association of Coaches as a senior at Forest Hill High School in

Jackson, Miss., where he posted 64 tackles, nine sacks and two fumble recoveries...Also was named first-team all-metro and second-team all-state by the *Jackson Clarion-Ledger*...Played in the Mississippi/Alabama All-Star Classic in Mobile, Ala. ...A four-year starter, he also earned first-team all-metro honors as a junior...Lettered three years in track, participating in the shot put, as well as two

years in baseball and one in soccer...**Community involvement:** Participated in the Packers Give Back Celerity Bowling event...Visited a children's hospital in New Orleans and a nursing home in Lafayette, La., while he was in college...Residence: Jackson, Miss.

CHRISTIAN RINGO'S PRO STATISTICS

| Year | Team | —Tackles— | | | | | | | Interceptions | | | | | Fumbles | | |
|------|-----------|-----------|----|-----|------|------|----|-----|---------------|-----|----|----|----|---------|----|-----|
| | | GP | GS | Tot | Solo | Asst | Sk | Yds | No | Yds | Lg | TD | PD | FF | FR | Yds |
| 2016 | Green Bay | 8 | 0 | 7 | 3 | 4 | 0 | 0 | 0 | 0 | 0 | 0 | 0 | 1 | 0 | 0 |

| Year | Team | —Tackles— | | | | | | | Interceptions | | | | | Fumbles | | |
|------|-----------|-----------|----|-----|------|------|----|-----|---------------|-----|----|----|----|---------|----|-----|
| | | GP | GS | Tot | Solo | Asst | Sk | Yds | No | Yds | Lg | TD | PD | FF | FR | Yds |
| 2016 | Green Bay | 1 | 0 | 0 | 0 | 0 | 0 | 0 | 0 | 0 | 0 | 0 | 0 | 0 | 0 | 0 |

NFL debut: at Jacksonville, 9/11/16

CAREER TRANSACTIONS

- 2015 Selected by Green Bay Packers as second of two choices in the sixth round (210th overall) of '15 NFL Draft, May 2...Signed first contract, May 8...Waived by Packers, Sept. 5...Signed by Packers to practice squad, Sept. 7.
- 2016 Re-signed by Packers, Jan. 18.

RINGO'S SINGLE-GAME CAREER HIGHS

Tackles

Total.....3,
vs. Det. (9/25/16) and vs. Sea. (12/11/16)

Solo.....2, vs. Sea. (12/11/16)

CHRISTIAN RINGO GAME-BY-GAME

2016, GREEN BAY

| Date | Opp | GP | GS | Tot | So | As | Sk | Yd | Int | Yd | Lg | TD | PD | FF | FR |
|-------------------|----------|----------|----------|----------|----------|----------|----------|----------|----------------|----------|----------|----------|----------|----------|----------|
| 09/11 | at Jax-W | 1 | 0 | 1 | 1 | 0 | 0 | 0 | 0 | 0 | 0 | 0 | 0 | 0 | 0 |
| 09/18 | at Min-L | 1 | 0 | 0 | 0 | 0 | 0 | 0 | 0 | 0 | 0 | 0 | 0 | 0 | 0 |
| 09/25 | Det-W | 1 | 0 | 3 | 0 | 3 | 0 | 0 | 0 | 0 | 0 | 0 | 0 | 0 | 0 |
| 10/09 | NYG-W | | | | | | | | (inactive) | | | | | | |
| 10/16 | Dal-L | | | | | | | | (inactive) | | | | | | |
| 10/20 | Chi-W | 1 | 0 | 0 | 0 | 0 | 0 | 0 | 0 | 0 | 0 | 0 | 0 | 0 | 0 |
| 10/30 | at Atl-L | 1 | 0 | 0 | 0 | 0 | 0 | 0 | 0 | 0 | 0 | 0 | 0 | 0 | 0 |
| 11/06 | Ind-L | | | | | | | | (inactive) | | | | | | |
| 11/13 | Ten-L | | | | | | | | (inactive) | | | | | | |
| 11/20 | at Was-L | | | | | | | | (inactive) | | | | | | |
| 11/28 | Phi-W | | | | | | | | (inactive) | | | | | | |
| 12/04 | Hou-W | | | | | | | | (inactive) | | | | | | |
| 12/11 | Sea-W | 1 | 0 | 3 | 2 | 1 | 0 | 0 | 0 | 0 | 0 | 0 | 0 | 1 | 0 |
| 12/18 | at Chi-W | 1 | 0 | 0 | 0 | 0 | 0 | 0 | 0 | 0 | 0 | 0 | 0 | 0 | 0 |
| 12/24 | Min-W | 1 | 0 | 0 | 0 | 0 | 0 | 0 | 0 | 0 | 0 | 0 | 0 | 0 | 0 |
| 01/01 | at Det-W | | | | | | | | (did not play) | | | | | | |
| '16 TOTALS | | 8 | 0 | 7 | 3 | 4 | 0 | 0 | 0 | 0 | 0 | 0 | 0 | 1 | 0 |
| 01/08 | NYG-W | | | | | | | | (inactive) | | | | | | |
| 01/15 | at Dal-W | 1 | 0 | 0 | 0 | 0 | 0 | 0 | 0 | 0 | 0 | 0 | 0 | 0 | 0 |
| 01/22 | at Atl-L | | | | | | | | (inactive) | | | | | | |
| PLAYOFFS | | 1 | 0 | 0 | 0 | 0 | 0 | 0 | 0 | 0 | 0 | 0 | 0 | 0 | 0 |

*NFC Wild Card Playoff; *NFC Divisional Playoff; *NFC Championship

PACKERS CHEERLEADERS

The Green Bay Packers once had official cheerleaders, but after the 1988 season the decision was made not to reinstate them. While some Packers fans supported the official cheerleaders, many were opposed or indifferent, at best.

Helping the Packers make the decision to discontinue the program was a television news poll in which fans were generally split over whether they wanted the program to continue.

Bob Harlan, then the Packers' executive vice president of administration, was quoted in an official release Feb. 7, 1989, saying: "In general terms, the poll disclosed there were as many fans who expressed opposition to the return of the cheerleaders as there were those in favor of restoring them. On that basis, we felt the appropriate decision at this time would be to continue without them."

At this time, there are no plans to return to official cheerleaders.

For several years, the team has used cheering squads from two local schools, St. Norbert College in De Pere, Wis., and the University of Wisconsin-Green Bay. Compared to squads at other stadiums, though, they are not as much a part of the gameday experience at Lambeau Field.

AARON RIPKOWSKI

FULLBACK | OKLAHOMA

Third NFL Season | Third Packers Season

Ht: 6-1 Wt: 246 | Born: December 20, 1992 | NFL Games Played/Started: 31/8 | Acquired: D6a-15

PRO HIGHLIGHTS:

- Appeared in all 16 contests with eight starts in 2016, rushing for 150 yards and two TDs on 34 carries (3.6 avg.) with nine receptions for 46 yards (5.1 avg.) and a TD.
- Was named a Pro Bowl alternate in 2016 and was one of only two Packers (WR Jeff Janis) to post a rushing TD and a receiving TD last season.
- Played in 15 games as a rookie in 2015, seeing action primarily on special teams, and posted nine tackles (tied for No. 4 on the team).
- Was tied with CB Damarious Randall (15) for the most games played by a Green Bay rookie in 2015.
- Was drafted by Green Bay with the first of three sixth-round selections (No. 206 overall), one of five fullbacks picked in the 2015 NFL Draft.

2016 SEASON: Played in all 16 games with eight starts, seeing time on offense and special teams...Had 34 carries for 150 yards (3.6 avg.) and two TDs and nine catches for 46 yards (5.1 avg.) and a TD...Was one of two players on the team (Janis) with a rushing TD and a receiving TD...Was named an alternate for the Pro Bowl...Had three tackles on special teams...Also played in all three postseason games, rushing for 36 yards and a TD on nine carries (4.0 avg.) with four catches for 39 yards (9.8 avg.)...**Vs. Detroit (Sept. 25):** Started his first career game and seemed to be in position for the most significant offensive action of his career, but was limited to just 11 snaps before departing in the second quarter due to a back injury. Was the lead blocker on RB Eddie Lacy's game-long 25-yard run in the second quarter, sealing LB Kyle Van Noy to create a running lane up the middle...**Vs. N.Y. Giants (Oct. 9):** Rushed for 17 yards on two carries (8.5 avg.), including a 13-yard pickup midway through the fourth quarter as he dragged a host of defenders on a run up the middle to the New York 10, helping to set up a 25-yard Mason Crosby FG that put Green Bay up, 23-9...**At Atlanta (Oct. 30):** Rushed for 34 yards on six carries (5.7 avg.). Had a 12-yard run early in the third quarter, taking the handoff up the middle and charging forward against a group of tacklers at the end of the run for extra yardage...**At Philadelphia (Nov. 28):** Carried the ball three times for 1 yard and a TD and caught a career-high two passes for 15 yards (7.5 avg.). Scored the first TD of his career on a 1-yard run up the middle early in the fourth quarter that put the Packers ahead, 24-13...**Vs. Houston (Dec. 4):** Rushed for 14 yards and a TD on three carries (4.7 avg.) along with a 4-yard reception. Broke a tackle from LB Max Bullough and charged into the end zone for a 3-yard score with 4:11 remaining in the game, his second straight game with a TD as he gave Green Bay a 21-7 lead...**At Detroit (Jan. 1):** Posted a team-leading and career-high 61 rushing yards on nine attempts (6.8 avg.). Rushed for three first downs, including a career-long 15-yard gain midway through the first quarter out to midfield. Also matched his career high with two receptions for 15 yards (7.5 avg.), including the first TD grab of his career to put Green Bay up, 7-0. Early in the second quarter, found himself wide open over the middle on a checkdown,

AT A GLANCE ...

- Appeared in all 16 contests with eight starts in 2016, rushing for 150 yards and two TDs on 34 carries (3.6 avg.) with nine receptions for 46 yards (5.1 avg.) and a TD.
- Was named a Pro Bowl alternate in 2016 and was one of only two Packers (WR Jeff Janis) to post a rushing TD and a receiving TD last season.
- Played in 15 games as a rookie in 2015, seeing action primarily on special teams, and posted nine tackles (tied for No. 4 on the team). Was tied with CB Damarious Randall (15) for the most games played by a Green Bay rookie in '15.
- Began his career at Oklahoma as a walk-on and went on to play in 47 games with 17 starts in four seasons.
- Named first-team All-Big 12 by 247Sports.com and second-team All-Big 12 by the league's coaches as a senior.
- Earned the Derrick Shepard Award as the team's most inspirational walk-on in 2012.

hauling in a short pass from QB Aaron Rodgers near the Detroit 5 and then barreling over S Glover Quin near the goal line for a 7-yard TD...**Vs. N.Y. Giants (NFC Wild Card, Jan. 8):** Scored on a 1-yard TD run up the middle in the fourth quarter to give the Packers a 38-13 lead, his first career postseason TD. Added two receptions for 11 yards (5.5 avg.).

2015: Played in 15 games, seeing action primarily on special teams, and posted nine tackles (tied for No. 4 on the team)...Had one reception for 18 yards...Was inactive for one contest (Week 13 at Detroit, illness)...Played in both postseason games on special teams...**At Chicago (Sept. 13):** Played 12 snaps on special teams in his pro debut and recorded a tackle. Also fielded a squib kick by K Robbie Gould late in the first half, but did not attempt a return...**Vs. Kansas City (Sept. 28):** Played 22 snaps on special teams and saw the first action of his career on offense, appearing on three plays. Registered a tackle on special teams...**At Carolina (Nov. 8):** Caught his first pass as a pro, hauling in a pass in the flat from Rodgers. Picked up 18 yards on the reception, breaking a tackle attempt by CB Bene Benwikere before being brought down by a host of Carolina defenders at the Carolina 47 on a drive that would be capped off by a 1-yard TD pass from Rodgers to TE Richard Rodgers. Added a tackle on special teams...**Vs. Detroit (Nov. 15):** Led the team with a career-high three tackles on special teams...**At Oakland Dec. 20:** Played 21 snaps on special teams and three on offense, tying for the team lead with two tackles on special teams...**2015 Draft:** Selected by the Packers with the first of three sixth-round selections (No. 206 overall), one of five fullbacks picked in the draft.

COLLEGE: Played in 47 games with 17 starts during his career...Started and blocked for the top three rushing performances under Oklahoma head coach Bob Stoops...Earned his degree in communication...**Senior season (2014):** Set a career high with nine starts and tied a career best with 13 games played...Posted a career-high seven

receptions for a career-best 38 yards (5.4 avg.) and a TD... Had the first carries of his career, rushing six times for 13 yards (2.2 avg.)... Winner of the Don Key Award, presented annually to a Sooner senior who exemplifies all-around excellence in the classroom and on the field... Named first-team All-Big 12 by 247Sports.com and second-team All-Big 12 by the league's coaches... Part of an offense that averaged 261.2 rushing yards per game and 6.1 yards per carry, the best marks of the Stoops era at OU... Blocked for Samaje Perine, who led all FBS freshmen and the Big 12 with 131.8 rushing yards per game... Perine's 1,713 rushing yards were the second-most ever by an OU freshman, trailing only Adrian Peterson's 1,925 in 2004... Part of an offense that was No. 3 in the conference and No. 20 in the FBS in scoring (38.3 points per game)... Helped the OU run game register 510 yards on 59 attempts (8.6 avg.) at Iowa State (Nov. 1), the highest rushing mark of the Stoops era... Carried the ball for the first time in his career, gaining 11 yards and a TD on four rushes at Texas Tech (Nov. 15) and set career highs in receptions (two) and receiving yards (12)... Tallied 9 yards on one reception vs. Kansas (Nov. 22) and helped block for Perine, who posted the highest single-game rushing total in FBS history (427 yards on 34 carries for a 12.6 avg. and five TDs)... As a team, the Sooners tied for the most rushing yards under Stoops with 510 yards on 55 attempts (9.3 avg.)... Registered two rushing TDs vs. Oklahoma State (Dec. 6), both from a yard out, and hauled in two passes for 6 yards (3.0 avg.) and a TD... The three touchdowns were a career high and the most on either team... **Junior season (2013):** Started seven of a career-best 13 games played... Served primarily as a blocker but took on a larger role after the season-ending injury to Trey Millard vs. Texas Tech on

Oct. 26... Helped the OU offense average 223.9 rushing yards per game, the best single-season mark up to that point under Stoops... Blocked for a team that totaled more than 200 net rushing yards in eight games, posting an 8-0 record in those contests... Of the seven games he started, OU registered 100-plus net rushing yards in five of them, including three games with 300-plus yards... Recorded a 3-yard TD reception vs. Iowa State (Nov. 16), the first reception and touchdown of his career, and helped clear the way for OU to rack up 405 net rushing yards on 44 carries (9.2 avg.)... **Sophomore season (2012):** Played in 12 games with one start... Earned the Derrick Shepard Award as the team's most inspirational walk-on... Was awarded a scholarship after the season... Contributed on special teams and saw action in short-yardage and goal-line situations... OU converted 31 of 34 goal-to-go situations into points, including 27 touchdowns with 18 coming via the run... Part of a team that tied Kansas State for the Big 12 title with an 8-1 conference record... Marked the Sooners' first conference wins since going 8-0 in 2004... Made his first career start vs. Texas (Oct. 13)... **Freshman season (2011):** Earned a spot on the team as a true freshman as a walk-on and saw action in nine games, contributing on special teams.

PERSONAL: Given name Aaron Randal Ripkowski... Born in Houston, Texas... Single... Nicknamed "Rip"... Traveled to Ireland as part of Oklahoma's study-abroad program in May 2014... **High school:** A four-year letterman in football, powerlifting and track and field at Dayton (Texas) High School... Played defensive end, linebacker and guard... As a sophomore, was part of a team that made it to the Class 4A Division II state championship at the Alamo-

AARON RIPKOWSKI'S PRO STATISTICS

| | | RUSHING | | | | | | | RECEIVING | | | | |
|-------------------------------|-----------|-----------|----------|-----------|------------|------------|------------|----------|-----------|-----------|------------|-----------|----------|
| Year | Team | GP | GS | Att | Yds | Avg | Lg | TD | No | Yds | Avg | Lg | TD |
| 2015 | Green Bay | 15 | 0 | 0 | 0 | -- | -- | 0 | 1 | 18 | 18.0 | 18 | 0 |
| 2016 | Green Bay | 16 | 8 | 34 | 150 | 4.4 | 15 | 2 | 9 | 46 | 5.1 | 9 | 1 |
| NFL totals (two years) | | 31 | 8 | 34 | 150 | 4.4 | 15 | 2 | 10 | 64 | 6.4 | 18 | 1 |
| | | RUSHING | | | | | | | RECEIVING | | | | |
| Year | Team | GP | GS | Att | Yds | Avg | Lg | TD | No | Yds | Avg | Lg | TD |
| 2015 | Green Bay | 2 | 0 | 0 | 0 | -- | -- | 0 | 0 | 0 | -- | -- | 0 |
| 2016 | Green Bay | 3 | 0 | 9 | 36 | 4.0 | 20t | 1 | 4 | 39 | 9.8 | 20 | 0 |
| Postseason | | 5 | 0 | 9 | 36 | 4.0 | 20t | 1 | 4 | 39 | 9.8 | 20 | 0 |

Additional statistics: Special teams tackles — 9 in 2015, 3 in 2016; NFL total: 12. Miscellaneous fumble recoveries — 1 in 2016. Fumbles-Lost — 1-1 in '16 playoffs.

NFL debut: at Chicago, 9/13/15

First NFL start: vs. Detroit, 9/25/16

First NFL touchdown: at Philadelphia, 11/28/16 (1-yard run)

CAREER TRANSACTIONS

- 2015 Selected by Green Bay Packers as the first of three choices in the sixth round (206th overall) of '15 NFL Draft, May 2... Signed first contract, May 8.

RIPKOWSKI'S SINGLE-GAME CAREER HIGHS

Rushing

Attempts 9, at Det. (1/1/17)
Yards 61, at Det. (1/1/17)
Long* 15, at Det. (1/1/17)
Touchdowns* 1,
at Phi. (11/28/16) and vs. Hou. (12/4/16)

Receiving

Receptions** 2,
at Phi. (11/28/16) and at Det. (1/1/17)
Yards** 18, at Car. (11/8/15)
Long** 18, at Car. (11/8/15)
Touchdowns 1, at Det. (1/1/17)

Total Offense 76, at Det. (1/1/17)

* Posted a TD run in '16 playoffs vs. N.Y. Giants, 1/8/17, and a 20-yard run at Dallas, 1/15/17

** Posted two receptions for 28 yards with a long of 20 in '16 playoffs at Atlanta, 1/22/17

dome in San Antonio, losing, 69-49, to Sulphur Springs to finish 13-2 on the season...The 118 combined points were the most in an 11-man state final in University Interscholas-

tic League history...**Community involvement:** Signed autographs to benefit The Salvation Army during the holidays...Residence: Dayton, Texas.

AARON RIPKOWSKI GAME-BY-GAME

2015, GREEN BAY

| Date | Opponent | GP/GS | —RUSHING— | | | | | —RECEIVING— | | | | | Total Offense | |
|-------------------|----------|-------------|----------------------|----------|-----------|-----------|----------|-------------|-----------|-------------|-----------|----------|------------------|--|
| | | | No | Yds | Avg | Lg | TD | No | Yds | Avg | Lg | TD | | |
| 09/13 | at Chi-W | 1/0 | 0 | 0 | -- | -- | 0 | 0 | 0 | -- | 0 | 0 | 0 | |
| 09/20 | Sea-W | 1/0 | 0 | 0 | -- | -- | 0 | 0 | 0 | -- | 0 | 0 | 0 | |
| 09/28 | KC-W | 1/0 | 0 | 0 | -- | -- | 0 | 0 | 0 | -- | 0 | 0 | 0 | |
| 10/04 | at SF-W | 1/0 | 0 | 0 | -- | -- | 0 | 0 | 0 | -- | 0 | 0 | 0 | |
| 10/11 | StL-W | 1/0 | 0 | 0 | -- | -- | 0 | 0 | 0 | -- | 0 | 0 | 0 | |
| 10/18 | SD-W | 1/0 | 0 | 0 | -- | -- | 0 | 0 | 0 | -- | 0 | 0 | 0 | |
| 11/01 | at Den-L | 1/0 | 0 | 0 | -- | -- | 0 | 0 | 0 | -- | 0 | 0 | 0 | |
| 11/08 | at Car-L | 1/0 | 0 | 0 | -- | -- | 0 | 1 | 18 | 18.0 | 18 | 0 | 18 | |
| 11/15 | Det-L | 1/0 | 0 | 0 | -- | -- | 0 | 0 | 0 | -- | 0 | 0 | 0 | |
| 11/22 | at Min-W | 1/0 | 0 | 0 | -- | -- | 0 | 0 | 0 | -- | 0 | 0 | 0 | |
| 11/26 | Chi-L | 1/0 | 0 | 0 | -- | -- | 0 | 0 | 0 | -- | 0 | 0 | 0 | |
| 12/03 | at Det-W | | (inactive — illness) | | | | | | | | | | | |
| 12/13 | Dal-W | 1/0 | 0 | 0 | -- | -- | 0 | 0 | 0 | -- | 0 | 0 | 0 | |
| 12/20 | at Oak-W | 1/0 | 0 | 0 | -- | -- | 0 | 0 | 0 | -- | 0 | 0 | 0 | |
| 12/27 | at Ari-L | 1/0 | 0 | 0 | -- | -- | 0 | 0 | 0 | -- | 0 | 0 | 0 | |
| 01/03 | Min-L | 1/0 | 0 | 0 | -- | -- | 0 | 0 | 0 | -- | 0 | 0 | 0 | |
| '15 TOTALS | | 15/0 | 0 | 0 | -- | -- | 0 | 1 | 18 | 18.0 | 18 | 0 | 18 | |
| 01/10 | at Was-W | 1/0 | 0 | 0 | -- | -- | 0 | 0 | 0 | -- | 0 | 0 | 0 | |
| 01/16 | at Ari-L | 1/0 | 0 | 0 | -- | -- | 0 | 0 | 0 | -- | 0 | 0 | 0 | |
| PLAYOFFS | | 2/0 | 0 | 0 | -- | -- | 0 | 0 | 0 | -- | 0 | 0 | 0 | |

*NFC Wild Card Playoff; †NFC Divisional Playoff

2016, GREEN BAY

| Date | Opponent | GP/GS | —RUSHING— | | | | | —RECEIVING— | | | | | Total Offense |
|-------------------|----------|-------------|-----------|------------|------------|-----------|----------|-------------|-----------|------------|-----------|----------|------------------|
| | | | No | Yds | Avg | Lg | TD | No | Yds | Avg | Lg | TD | |
| 09/11 | at Jax-W | 1/0 | 0 | 0 | -- | -- | 0 | 0 | 0 | -- | 0 | 0 | 0 |
| 09/18 | at Min-L | 1/0 | 0 | 0 | -- | -- | 0 | 0 | 0 | -- | 0 | 0 | 0 |
| 09/25 | Det-W | 1/1 | 0 | 0 | -- | -- | 0 | 0 | 0 | -- | 0 | 0 | 0 |
| 10/09 | NYG-W | 1/0 | 2 | 17 | 8.5 | 13 | 0 | 0 | 0 | -- | 0 | 17 | 17 |
| 10/16 | Dal-W | 1/1 | 1 | 0 | 0.0 | 0 | 0 | 1 | 2 | 2.0 | 2 | 0 | 2 |
| 10/20 | Chi-W | 1/0 | 3 | 8 | 2.7 | 4 | 0 | 1 | 8 | 8.0 | 8 | 0 | 16 |
| 10/30 | at Atl-L | 1/0 | 6 | 34 | 5.7 | 12 | 0 | 1 | -1 | -1.0 | -1 | 0 | 33 |
| 11/06 | Ind-L | 1/1 | 2 | 4 | 2.0 | 2 | 0 | 1 | 3 | 3.0 | 3 | 0 | 7 |
| 11/13 | at Ten-L | 1/0 | 0 | 0 | -- | -- | 0 | 0 | 0 | -- | 0 | 0 | 0 |
| 11/20 | at Was-L | 1/0 | 2 | 9 | 4.5 | 7 | 0 | 0 | 0 | -- | 0 | 0 | 9 |
| 11/28 | at Phi-W | 1/1 | 3 | 1 | 0.3 | 2 | 1 | 2 | 15 | 7.5 | 9 | 0 | 16 |
| 12/04 | Hou-W | 1/0 | 3 | 14 | 4.7 | 10 | 1 | 1 | 4 | 4.0 | 4 | 0 | 18 |
| 12/11 | Sea-W | 1/1 | 3 | 2 | 0.7 | 2 | 0 | 0 | 0 | -- | 0 | 0 | 2 |
| 12/18 | at Chi-W | 1/1 | 0 | 0 | -- | -- | 0 | 0 | 0 | -- | 0 | 0 | 0 |
| 12/24 | Min-W | 1/1 | 0 | 0 | -- | -- | 0 | 0 | 0 | -- | 0 | 0 | 0 |
| 01/01 | at Det-W | 1/1 | 9 | 61 | 6.8 | 15 | 0 | 2 | 15 | 7.5 | 8 | 1 | 76 |
| '16 TOTALS | | 16/8 | 34 | 150 | 4.4 | 15 | 2 | 9 | 46 | 5.1 | 9 | 1 | 196 |
| 01/08 | NYG-W | 1/0 | 2 | 1 | 0.5 | 1 | 1 | 2 | 11 | 5.5 | 6 | 0 | 12 |
| 01/15 | at Dal-L | 1/0 | 4 | 24 | 6.0 | 20 | 0 | 0 | 0 | -- | 0 | 0 | 24 |
| 01/22 | at Atl-L | 1/0 | 3 | 11 | 3.7 | 12 | 0 | 2 | 28 | 14.0 | 20 | 0 | 39 |
| PLAYOFFS | | 3/0 | 9 | 36 | 4.0 | 20 | 1 | 4 | 39 | 9.8 | 20 | 0 | 75 |

*NFC Wild Card Playoff; †NFC Divisional Playoff; ‡NFC Championship

A FRANCHISE FIRST

Packers LB Clay Matthews has enjoyed a meteoric rise since Green Bay traded up to select him as the second of two first-round picks in the 2009 NFL Draft. A one-time collegiate walk-on, he has developed into one of the most dynamic and impactful defensive players in the league. Matthews' career in Green Bay has been defined by an instinctive, all-out style that features a knack for game-changing plays.

His popularity among fans is equaled by the respect he garners from players, coaches and media alike, and it is that combination that has made him a recurring candidate for several postseason awards.

In 2009, Matthews became the first Green Bay rookie since WR James Lofton in 1978 to be selected to the Pro Bowl, and went on to be voted to the all-star team each of his first four seasons. In doing so, he **became the first player in franchise history** to earn the honor in each of his first four seasons in the league, and is one of only five active players to have achieved the feat.

A look at the five active players who have gone to the Pro Bowl in each of their first four seasons in the league:

| Player | Position | Team | Seasons |
|----------------------|-----------|--------------------------|----------------|
| Adrian Peterson | RB | Minnesota Vikings | 2007-13 |
| Joe Thomas | T | Cleveland Browns | 2007-16 |
| Clay Matthews | LB | Green Bay Packers | 2009-12 |
| A.J. Green | WR | Cincinnati Bengals | 2011-16 |
| Patrick Peterson | CB/PR | Arizona Cardinals | 2011-16 |

AARON RODGERS

QUARTERBACK | CALIFORNIA

13th NFL Season | 13th Packers Season

PRO BOWLS: 2009, 2011-12, 2014-16



PRO BOWL



Ht: 6-2 Wt: 225 | Born: December 2, 1983 | NFL Games Played/Started: 142/135 | Acquired: D1-05

PRO HIGHLIGHTS:

➤ Ranks No. 1 in NFL history (min. 1,500 attempts) in career passer rating (104.1), interception percentage (1.55) and TD/INT ratio (4.13, 297/72).

➤ Has posted six seasons (2009, 2011-12, 2014-16) with 500-plus passing attempts and eight or fewer INTs, the most in NFL history ahead of Patriots QB Tom Brady (three) and nine QBs (one).

➤ Has been named the NFL's Most Valuable Player by *The Associated Press* twice in his career (2011, 2014), one of only eight players in league history to win the award multiple times.

➤ Is the only quarterback in league history to record a 100-plus passer rating in six consecutive seasons (2009-14), with no other QB doing so in more than four straight. Ranks No. 1 in NFL history with a 100-plus rating in seven seasons (2009-14, 2016).

➤ Is the lone QB in NFL history to throw 40-plus TD passes with seven or fewer INTs in a season, having done it twice in his career (45/6 in 2011, 40/7 in 2016).

➤ Is one of only four QBs in NFL history (Dan Marino, Peyton Manning, Drew Brees) to have two seasons with 40-plus TD passes. Has thrown 38-plus TD passes four times in his career, the most in NFL history.

➤ Has registered six 4,000-yard passing seasons, the most in team history, and a franchise-record 20 games with four-plus passing TDs.

➤ In 135 career regular-season starts (since 2008), has posted 49 games with 300-plus passing yards (No. 4 in the NFL over that span), 80 without an interception (No. 1, min. 15 attempts) and 75 with a 100-plus passer rating (No. 2).

➤ Has been selected to the Pro Bowl in six of the last eight seasons (2009, 2011-12, 2014-16).

➤ In the franchise record books, holds seven of the top eight single-season marks for passer rating (2009-14, 2016), four of the top six for passing TDs (2011-12, 2014, 2016), six of the top seven for completion percentage (2010-14, 2016) and four of the top six for passing yards (2009, 2011, 2014, 2016).

➤ Threw at least one 70-yard TD pass in seven consecutive seasons (2008-14), the first NFL player to do so since Bears QB Ed Brown (1955-61). Has 16 career TD passes of 70-plus yards, tied for No. 3 in league annals.

➤ Needed just 99 games to reach 200 career TD passes, second fewest in NFL history behind only Dan Marino (89).

➤ Reached the 30,000-yard passing mark for his career on his 3,652nd attempt, the fewest attempts needed in NFL history (Johnny Unitas, 3,695).

➤ Leads the league with 80 zero-INT games (min. 15 attempts) since 2008. Had a 41-game regular-season streak without a two-INT game from 2010-13, the longest streak in NFL history.

➤ Holds six of the seven lowest interception-percentage marks (min. 200 att.) in team history (0.96 in 2014, 1.15 in 2016, 1.20 in 2011, 1.29 in 2009, 1.40 in 2015, 1.45 in 2012). His six seasons with 200-plus passing attempts

AT A GLANCE ...

■ Ranks No. 1 in NFL history (min. 1,500 attempts) in career passer rating (104.1), interception percentage (1.55) and TD/INT ratio (4.13, 297/72).

■ Has posted six seasons (2009, 2011-12, 2014-16) with 500-plus passing attempts and eight or fewer INTs, the most in NFL history ahead of Patriots QB Tom Brady (three) and nine QBs (one).

■ Has been named the NFL's Most Valuable Player by *The Associated Press* twice in his career (2011, 2014), one of only eight players in league history to win the award multiple times.

■ Is the only quarterback in league history to record a 100-plus passer rating in six consecutive seasons (2009-14), with no other QB doing so in more than four straight seasons. Has posted a 100-plus rating in seven seasons (2009-14, 2016), the most in NFL annals.

■ Is one of only four QBs in NFL annals with 35,000-plus passing yards and 2,500-plus rushing yards (Fran Tarkenton, John Elway, Donovan McNabb).

■ Is the lone QB in NFL history to throw 40-plus TD passes with seven or fewer INTs in a season, having done it twice in his career (45/6 in 2011, 40/7 in 2016).

■ In 135 career regular-season starts (since 2008), has posted 49 games with 300-plus passing yards (No. 4 in the NFL over that span), 80 without an interception (No. 1, min. 15 attempts) and 75 with a 100-plus passer rating (No. 2).

■ Has been selected to the Pro Bowl in six of the last eight seasons (2009, 2011-12, 2014-16).

■ In the franchise record books, holds seven of the top eight single-season marks for passer rating (2009-14, 2016), four of the top six for passing TDs (2011-12, 2014, 2016), six of the top seven for completion percentage (2010-14, 2016) and four of the top six for passing yards (2009, 2011, 2014, 2016).

■ In 2011, set an NFL record with a 122.5 passer rating and set franchise records for TD passes (45), passing yards (4,643), completion percentage (68.3), yards per attempt (9.25) and 300-yard games (eight, matched in 2014).

and an interception percentage of 1.50 or less are the most in NFL history ahead of Brady (five) and Chiefs QB Alex Smith (four).

➤ Has posted seven of the top nine streaks in team history for the most consecutive passing attempts without an INT. Enters the 2017 season with a streak of 245 consecutive attempts without an INT, the second-longest streak in team history (Bart Starr, 294, 1964-65).

➤ Posted a streak of 492 attempts and 44 TD passes at home without an interception from 2012-15, both NFL records (586 attempts and 49 TDs, including playoff games).

➤ Since taking over as the starter in 2008, ranks No. 1 in the NFL in passer rating (104.5) and No. 2 in yards per attempt (7.94), passing TDs (296), INT percentage (1.54) and 25-yard passes (318).

➤ Led the league in TD passes in 2016 with 40, the first Green Bay QB to lead the NFL since Brett Favre in 2003. Set a single-season franchise record for completions with 401.

➤ Set the NFL single-season record with a 122.5 passer rating in 2011, topping the previous mark held by Manning (121.1 in '04). Was the first Packer to lead the league in the category since the system was implemented in 1973.

- In 2011, set league records for the most 100-plus rating games (13) and most 110-plus rating games (12), and tied the NFL mark for the most 140-plus rating games (four).
- Also in 2011, set franchise records for TD passes (45), passing yards (4,643), completion percentage (68.3), yards per attempt (9.25) and 300-yard games (eight, tied in 2014) on his way to earning NFL MVP honors from AP.
- Became only the fourth QB in NFL history to throw for 300 yards and three TDs with no INTs in a Super Bowl, taking home game MVP honors for Green Bay's win over Pittsburgh in Super Bowl XLV.
- Has posted a 109.0 passer rating in divisional games, the best mark in league history since the NFL went to a divisional format in 1967, more than 10 points ahead of No. 2 Steve Young (98.2).
- Threw a TD pass in 35 consecutive regular-season games at home from 2008-12, the second-longest streak in NFL history behind only Marino's 39-game streak from 1983-88.
- With 25 career rushing TDs, ranks No. 2 in franchise history among QBs behind only Tobin Rote (29).
- Has rushed for 250-plus yards in seven seasons (2009-12, 2014-16), the most in team history and the most in the league by a QB since 2009. Rushed for a career-high 369 yards in 2016, the most by a Green Bay QB since Rote (398) in 1956.
- Has been named the NFC Offensive Player of the Week a franchise-record 15 times in his career (Weeks 13 and 16 of 2010; Weeks 1, 4 and 9 in 2011; Weeks 4 and 6 in 2012; Week 2 in 2013; Weeks 4, 7, 10 and 17 in 2014; Week 3 in 2015; Weeks 14 and 16 in 2016). Has earned the honor at least once in seven consecutive seasons.
- Has been named the NFC Offensive Player of the Month eight times in his career (October 2009, December 2010, September, October and November 2011, October 2012, November 2014, December 2016).
- Has thrown 59 career TD passes to WR Jordy Nelson, making them the most productive TD duo in franchise history as they moved past Favre and Antonio Freeman (57) last season vs. Minnesota in Week 16.
- Has played in 17 career postseason games, No. 3 in team history behind only Favre (22) and K Mason Crosby (18).

2016 SEASON: Started all 16 games for the third straight season and completed 401 of 610 passes (65.7 percent) for 4,428 yards and 40 TDs with seven INTs for a 104.2 passer rating...Ranked No. 1 in the league in TD passes, the first Green Bay quarterback to do so since Favre in 2003...Set a franchise single-season record for completions...Ranked No. 2 in the NFL in TD percentage (6.6), No. 4 in passer rating and passing yards, and No. 3 in TD/INT ratio (5.71)...His INT percentage of 1.15 was the second lowest in team history (min. 200 att.) behind only his mark of 0.96 in 2014...Became just the second QB in NFL history (Brady, 2015) to post 600-plus attempts and seven or fewer INTs in a season...Was selected to the Pro Bowl for the third straight season and the sixth time in his career, but did not play due to injury...Posted a league-best seven games with three-plus passing TDs and no INTs this season, the second most in a season in team history behind only his eight games in 2014...Led the league with a franchise-record four games with four-plus TD passes and no INTs...Ranked No. 1 in the NFL in games with multiple passing TDs/zero INTs with 10, also the second most in franchise history behind only his mark of 11 in 2014...Had a league-high 31 TD passes in the red zone, tied with Favre (1995) for the most by a Green Bay QB since STATS began recording it in 1991...Ranked No. 2 in the NFL with a third-down passer

rating of 116.2, completing 101 of 153 passes for 1,391 yards and 16 TDs with five INTs...Over the final seven games of the season, completed 168 of 241 passes (69.7 percent) for 2,018 yards and 18 TDs with no INTs for a 120.0 passer rating...Rushed for a career-high 369 yards and a team-leading four TDs on 67 carries (5.7 avg.), the highest rushing-yardage total by a Green Bay QB since Rote (398 yards) in 1956...Ranked No. 3 in the NFL among QBs in rushing yards and No. 5 in yards per carry (min. 40 att.)...Was tied for No. 5 among QBs in rushing TDs and ranked No. 4 in rushing first downs (25)...Posted seven games with 25-plus rushing yards, matching his career high set in 2015...Posted a 103.8 passer rating in the post-season, completing 80 of 128 passes (62.5 percent) for 1,004 yards and nine TDs with two INTs...Is the only QB in team history to pass for 1,000-plus yards in a single post-season, having done it twice (1,094 yards in 2010)...Posted 13 completions of 25-plus yards in the playoffs, the most in a single postseason in team annals...**Vs. Detroit (Sept. 25):** Posted a 129.3 passer rating, connecting on 15 of 24 passes for 205 yards and four TDs with no INTs, with all four of the TD passes coming in the first half. It marked just the second time in his career that he had thrown four-plus TD passes in a first half (six vs. Chicago, Nov. 9, 2014). His 24 passing attempts were the fewest in his career in a game that he threw four-plus TD passes...**Vs. Chicago (Oct. 20):** Set a single-game franchise record with 39 completions, eclipsing the previous high of 36 by Favre at Chicago on Dec. 5, 1993. Posted 326 yards on 39-of-56 passing with three TDs and no INTs for a 102.2 rating, with all three TD passes coming in the second half. Completed 10-plus passes to three different receivers (Davante Adams, 13; Randall Cobb, 11; Ty Montgomery, 10), becoming just the second QB in NFL history (Patriots QB Drew Bledsoe, Nov. 13, 1994) to accomplish that feat in a regular-season game...**At Atlanta (Oct. 30):** Threw for 246 yards and four TDs with no INTs on 28-of-38 passing for a 125.5 passer rating. It marked his 18th career game with four-plus TD passes as he moved past Johnny Unitas (17) for No. 6 on the all-time list. All four of his TD passes were to different players, with three of them (WRs Jeff Janis, Trevor Davis and Geronimo Allison) recording the first regular-season TD catches of their career. Posted a career-high 60 rushing yards on just six carries (10.0 avg.), the best mark by a Green Bay QB since Don Majkowski's 88-yard outing at Detroit on Sept. 30, 1990...**Vs. Seattle (Dec. 11):** Completed 18 of 23 passes for 246 yards and three TDs with no INTs for a season-best 150.8 passer rating, the fourth-highest single-game passer rating in his career (min. 15 att.) and his fourth straight game with a 100-plus rating. It marked his eighth straight game with two-plus TD passes, the second-longest streak of his career behind only a 13-game streak in 2011. On the third play from scrimmage, rolled to his right and found Adams deep down the right sideline for a 66-yard TD, his longest completion of the season. It gave him at least one TD pass of 65-plus yards in all nine of his seasons as the starter (2008-16), joining Brees as the only NFL quarterbacks to do so over that span. Earned NFC Offensive Player of the Week honors for his performance, the 14th time he had won the award in his career...**Vs. Minnesota (Dec. 24):** Threw for 347 yards and four TDs with no INTs on 28-of-38 passing for a 136.6 rating. Threw two TD passes to Nelson as the duo set the franchise record for the most productive TD combination in franchise history (59), surpassing Favre and Freeman's mark of 57. In addition to his four passing TDs, added a 6-yard rushing TD with 24 seconds remaining in the first half to give Green Bay a 28-13 at the break. It marked just the second game in his career (vs. Denver, 2011) that he threw for 300-plus yards and four-plus TDs with a rushing TD as he joined Brees (three times) and Manning (twice) as the only QBs in NFL history to do so. Was named the NFC

Offensive Player of the Week, further extending his franchise record by winning the award for the 15th time in his career...**At Detroit (Jan. 1):** Set a franchise record with his seventh straight zero-INT game, completing 27 of 39 passes for 300 yards and four TDs for a 126.0 passer rating as the Packers won their fourth division title in the last five years. Became the first QB in team history to register back-to-back games in the same season with 300-plus passing yards, four-plus TDs and no INTs. Brought his streak of passing attempts without an INT to 245, the second-longest streak in franchise history behind only Starr (294) in 1964. It marked his 20th career game with four-plus TD passes as he moved past Favre (19) for the franchise record. Led the Packers to TDs on three of the first four drives in the second half to turn a 14-10 halftime deficit into a 31-17 lead...**Vs. N.Y. Giants (NFC Wild Card, Jan. 8):** Completed 25 of 40 passes for 362 yards and four TDs for a 125.2 rating, his sixth game in 14 postseason starts with a 110-plus rating as he tied Joe Montana (23 starts) for No. 2 behind Brady (seven in 34 starts) in NFL history. It also marked his fifth playoff game with a 120-plus rating, tied with Montana for the most in league annals. Became just the fourth QB in NFL history to throw for 350-plus yards, four-plus TDs and no INTs in a playoff game (Manning, Kurt Warner, Alex Smith). Tied the single-game franchise playoff record with the four TD passes and became the first QB in team history to record two games with four-plus passing TDs in the postseason (at Arizona, Jan. 10, 2010). Posted his sixth career playoff game with three-plus TD passes, topping Favre (five) for the franchise mark. Also extended his team playoff record with his fifth career 300-yard game. The 362 yards passing were the third most in a playoff game in team history behind only his 423 yards at Arizona in the 2009 postseason and his 366 at Atlanta in the 2010 playoffs. Is tied for No. 3 in NFL playoff history with three career 360-yard passing games, trailing only Warner (six) and Manning (five). Including the regular season, brought his streak of consecutive games without an INT to eight. Had six completions of 25-plus yards, his second most in a postseason game behind only his seven at Arizona on Jan. 10, 2010. On the final play of the first half, with the Packers facing a fourth-and-2 and no timeouts remaining, rolled out to his right and lofted a Hail Mary pass to Cobb in the back of the end zone for a 42-yard TD pass, the second-longest TD pass of his career in the postseason (46-yarder to Adams vs. Dallas in 2014 postseason) and the first of three TD passes in the game to Cobb, who tied the single-game NFL playoff record...**At Dallas (NFC Divisional, Jan. 15):** Threw for 355 yards and two TDs on 28-of-43 passing, his second straight game with 350-plus passing yards as he joined Brees as the only QBs in NFL history to post back-to-back 350-yard passing games in a single postseason. Became the first QB in team history to register back-to-back 300-yard passing games in the playoffs. His yardage total was the fourth best in team playoff history, giving him the top four marks in franchise annals. Completed passes to six different players, with all six recording 30-plus receiving yards, the first time the Packers had done so in franchise playoff history. Threw for 18 first downs, matching his playoff career high set at Atlanta on Jan. 15, 2011. On Green Bay's final possession, rolled out to his left to spin away from pressure on third-and-20, finding TE Jared Cook near the sideline for a 35-yard completion to the Dallas 33 to set up Crosby's game-winning 51-yard FG as time expired.

2015: Started all 16 games for the third time in the last four seasons and posted a 92.7 passer rating, connecting on 347 of 572 passes (60.7 percent) for 3,821 yards and 31 TDs with eight INTs...Was selected to his fifth career Pro Bowl, but did not play due to injury...Was tied for No. 1 in the league in completions of 25-plus yards (39) and ranked

No. 3 in TD/INT ratio (3.88) and INT percentage (1.40)...Was tied for No. 10 in the NFL in TD passes and ranked No. 10 in TD percentage (5.4)...Ranked No. 5 among QBs with 344 rushing yards and a TD on 58 carries (5.9 avg.)...Was No. 7 among QBs with 20 rushing first downs...Completed 45 of 80 passes for 471 yards and four TDs with one INT for an 84.9 passer rating in the postseason...**At Chicago (Sept. 13):** Posted a 140.5 passer rating, the top mark of his career in a season opener, as he connected on 18 of 23 passes (78.3 percent) for 189 yards and three TDs with zero INTs. Registered three TD passes/zero INTs/140-plus passer rating for the third straight game against Chicago (both contests in 2014), the lone QB in NFL history to do so against a single opponent (also did it vs. Minnesota, 2010-11). Also became the first QB in league annals to have 13 TD passes and zero INTs over a three-game span vs. one opponent...**Vs. Seattle (Sept. 20):** Connected on 25 of 33 passes (75.8 percent) for 249 yards and two TDs with no INTs for a 116.9 passer rating. Dating back to 2014, completed 75.0 percent or more of his passes for the fourth straight regular-season game (min. 20 att.), the first QB in team history to accomplish that feat...**Vs. Kansas City (Sept. 28):** Threw for 333 yards and a season-best five TDs on 24-of-35 passing (68.6 percent) for a 138.5 passer rating, his 14th straight home game with a 100-plus passer rating (min. five att.). Threw for five-plus TDs for the fourth time in his career, topping Favre's franchise record of three. Tied an NFL record (Warner, 1999-2000) by posting a 100-plus passer rating and 15-plus attempts in his 10th straight home game in the regular season. Posted a season-high five completions of 25-plus yards. Did not throw an INT for the 16th time in the last 19 regular-season games. Was named the NFC Offensive Player of the Week for his performance, the 13th time in his career he had won the weekly award as he surpassed Favre (12) for the team record...**Vs. St. Louis (Oct. 11):** Threw for 241 yards and two TDs on 19-of-30 passing and also led the team in rushing with 39 yards on eight carries (4.9 avg.), including a season-long 18-yard pickup on Green Bay's opening drive as he took it up the middle for the first down on third-and-7. Was picked off by LB James Laurinaitis on a ball that was tipped at the line in the first quarter, his first interception at Lambeau Field since Dec. 2, 2012. The INT snapped a streak of 492 attempts and 44 TD passes at home without an INT (both NFL records), and including playoffs, 586 straight attempts and 49 TD passes. Had his first two-INT game at Lambeau Field since Oct. 24, 2010, vs. Minnesota, snapping a streak of 33 straight home starts without throwing two INTs in a game, the longest streak in the NFL during the Super Bowl era...**Vs. San Diego (Oct. 18):** Completed 16 of 29 passes for 255 yards and two TDs with no INTs for a 107.7 passer rating. Went over the 30,000-yard passing mark for his career early in the fourth quarter on a 12-yard completion to RB Eddie Lacy, reaching the mark on his 3,652nd attempt, the fewest needed in NFL history as he bested the previous record held by Unitas (3,695). His 241 TD passes at the time of hitting the 30,000-yard mark were also an NFL record...**Vs. Detroit (Nov. 15):** Completed a season-high 35 passes on 61 attempts for 333 yards and two TDs with no INTs. Set a franchise single-game record for the most passing attempts without an INT. Posted 50-plus yards passing to five different receivers on the day, the first time doing so in his career...**At Detroit (Dec. 3):** Threw for 273 yards and two TDs with one INT on 24-of-36 passing, a performance that culminated with his 61-yard TD pass to TE Richard Rodgers with no time on the clock to give Green Bay a thrilling 27-23 win. Helped lead the Packers back from a 17-point first-quarter deficit for the first time in franchise history. Green Bay also trailed by 20 points midway through the third quarter (20-0), just the third time in team annals that the Packers overcame a deficit of 20-plus points in the second half. With Green

Bay trailing, 23-21, drew a facemask penalty on DE Devin Taylor with no time remaining to give the Packers one last untimed play at the Green Bay 39. On the TD pass, initially moved to his left before rolling out to his right to avoid pressure and buy time, heaving a pass from the Green Bay 35 that was caught by a leaping Rodgers in front of several Detroit defenders a few yards deep in the end zone. The 61-yard game-winner was the second-longest come-from-behind game-ending TD from scrimmage in the fourth quarter in NFL history behind only Lions QB Earl Morrall's 65-yard TD pass to TE Jim Gibbons on Dec. 4, 1960...**At Washington (NFC Wild Card, Jan. 10):** Completed 21 of 36 passes for 210 yards and two TDs with no INTs for a 93.5 passer rating. Helped lead the Packers back from an 11-point deficit, the second-biggest comeback in team playoff history and the largest by the Packers on the road in the postseason. In a five-drive span from the second quarter to early in the fourth quarter, led the offense to five straight scores, including four TDs...**At Arizona (NFC Divisional, Jan. 16):** Threw for 260 yards and two TDs with one INT on 24-of-44 passing. Was without Adams (knee) for the entire game and without Cobb (chest) for the final three quarters as the Packers were reduced to three healthy WRs (James Jones, Janis, Jared Abbrederis). With less than a minute remaining in regulation and the Packers trailing, 20-13, rolled out to his left on fourth-and-20 from the Green Bay 4 and found Janis, who had gotten behind CB Justin Bethel, for a 60-yard completion to the Arizona 36. After an illegal-motion penalty on the Packers and an incompleting gave the offense one final play at the Arizona 41, again rolled out to his left, throwing a Hail Mary pass as he went to the ground just before LB Markus Golden could hit him, one that was hauled in by Janis in the end zone as he made the leaping grab over CB Patrick Peterson with no time left on the clock. The reception, along with Crosby's extra point, sent the game into overtime. It marked the first game-winning or game-tying passing TD to end regulation in NFL playoff history.

2014: Completed 341 of 520 passes (65.6 percent) for 4,381 yards and 38 TDs with five INTs for a 112.2 passer rating...Was named league MVP by AP for the second time in his career, becoming the eighth player in league history to win the award multiple times...Was named to his fourth career Pro Bowl, but did not play in the game due to injury...Was named first-team All-Pro by AP and *Sporting*

News and first-team All-NFL and All-NFC by the PFWA... Ranked No. 1 in the NFL in TD/INT ratio (7.60, 38/5), No. 2 in passer rating and yards/attempt (8.43), and No. 3 in TD passes, the only QB in the NFL to finish in the top three in all four of those categories...His TD/INT ratio was the fifth-best single-season mark in NFL history and No. 2 among QBs with 30-plus passing TDs, trailing only Brady's mark of 9.00 (36/4) in 2010...Posted eight games with three-plus TDs and zero INTs, which tied Brady (2007) for No. 1 in NFL single-season history...Posted a franchise-record 13 zero-INT games (min. 15 attempts), the third most in a season in NFL history behind only Brady (14 in 2010) and Chiefs QB Steve DeBerg (14 in 1990)...Ranked No. 1 in the NFL with an interception percentage of 0.96, the seventh-best single-season mark in NFL history (min. 224 attempts) and the top mark in team annals (min. 200 attempts)...Became the first QB in NFL history to have 500-plus passing attempts and five or fewer INTs in a season...Ranked No. 1 in the NFL with a 121.7 passer rating on third down, connecting on 81 of 134 passes for 1,228 yards and 15 TDs with two INTs... Threw a league-high three TD passes of 70-plus yards... Posted a franchise-record seven games with a 120-plus passer rating, which was tied with Cowboys QB Tony Romo for No. 1 in the league...Recorded a passer rating of 133.2 at home on the season (141 of 260, 2,334 yards, 25 TDs, zero INTs), the best single-season home mark (min. 100 attempts) in franchise history...Was tied for the league lead with 15 completions of 40-plus yards...**Vs. N.Y. Jets (Sept. 14):** Threw for 346 yards and three TDs with no INTs on 25-of-42 passing for a 109.8 passer rating, the fourth straight year that he posted a 100-plus passer rating in the home opener, as he led the team back from an 18-point deficit (21-3), tied for the fifth-largest comeback in team history. Became just the third QB in franchise history to eclipse 3,000 career passing attempts, joining Favre (8,754) and Starr (3,149). Set an NFL record with 53 INTs at the time of his 3,000th career attempt, besting the previous mark of 59 INTs by Neil O'Donnell. With his 346 passing yards, it brought his career total to 24,732 as he moved past Starr (24,718) for No. 2 on the all-time franchise list. Connected with Nelson on a game-winning 80-yard TD pass late in the third quarter...**At Chicago (Sept. 28):** Completed 22 of 28 passes for 302 yards and four TDs with no INTs for a 151.2 passer rating, the third-best rating of his career and the fifth best in team history. Went over the 25,000-yard mark for his career on his 15-yard completion

2016 PACKERS PLAYOFF CAPTAINS



Front Row: LB Julius Peppers, QB Aaron Rodgers
Second Row: S Ha Ha Clinton-Dix, DB Micah Hyde, K Mason Crosby, G T.J. Lang



to Nelson on a third-and-8 in the second quarter. The pass was the 3,065th attempt of his career as he set the NFL record for the fewest attempts needed to reach 25,000 passing yards, topping Warner's mark of 3,076. Became the first QB in team history to throw for 300-plus yards and four-plus TDs and register a 150-plus passer rating in the same game. Was named NFC Offensive Player of the Week for his performance... **Vs. Minnesota (Oct. 2):** Completed 12 of 17 passes for 156 yards and three TDs with no INTs for a 138.7 passer rating, his sixth 130-plus rating game in his last seven starts against Minnesota. His 11-yard TD pass to Adams in the second quarter was the 200th of his career as he reached that mark in his 99th career game, the second fastest in NFL history behind only Marino (89 games). Set an NFL record for the fewest INTs by a quarterback at the time of his 200th career TD pass with 53, topping the previous mark by 35 INTs (Brady, 88). Exited the game after a seven-play, 52-yard TD drive that put Green Bay up, 42-0, late in the third quarter... **At Miami (Oct. 12):** Appearing in his 100th career regular-season game, he led the Packers on an 11-play, 60-yard game-winning drive that was capped off with his 4-yard TD pass to TE Andrew Quarless with three seconds remaining in the 27-24 win. It marked the first time the Packers won a game on a TD with three seconds or less remaining in the fourth quarter since they beat the Bears, 20-19, on a 3-yard TD run by Starr with three seconds left on Nov. 15, 1970. Completed 24 of 42 passes on the day for 264 yards and three TDs with zero INTs. On the game-winning TD drive, found Nelson for an 18-yard gain down the right sideline to convert a fourth-and-10. After finding Cobb four plays later for a 4-yard gain to the Miami 16, raced up to the line to down the ball and stop the clock, but instead faked a spike with 12 seconds left before throwing to Adams on the right sideline for a 12-yard pickup to the Miami 4. On the next play, went to Quarless, who was split out wide to the right and matched up with LB Philip Wheeler, on a back-shoulder throw in the end zone for the winning score... **Vs. Carolina (Oct. 19):** Threw for 255 yards and three TDs on 19-of-22 passing for a 154.5 passer rating, the second-highest rating of his career (min. 20 attempts) and the third best in team annals. His 86.4 completion percentage was a career high and the third-best mark in team history. Posted his fourth straight three-TD/zero-INT game, joining Brady (2007) as the only QBs in NFL history to accomplish the feat in a single season. Posted his sixth straight zero-INT game, tying Starr's franchise record (min. 15 attempts per game) set in 1964. His three TD passes gave him 18 for the season as he became the first QB in NFL history to throw for 18 TD passes in the first seven games of the season with one or zero interceptions. Was named NFC Offensive Player of the Week for his performance... **At New Orleans (Oct. 26):** Threw for 418 yards and a TD on 28-of-39 passing with two INTs, the second-highest yardage output of his career. Marked the fourth 400-yard passing game of his career, with no other QB in franchise annals having more than one 400-yard game. Saw his streak of passing attempts without an interception come to an end at 212, the third-longest streak in franchise history. Found Cobb for a 70-yard TD pass on the opening drive of the game and connected with Lacy on a 65-yard screen pass on Green Bay's second series, becoming the first NFL quarterback since Warner (vs. Miami, Sept. 14, 2008) to complete a 65-yard pass on both of the first two series. Posted 203 passing yards in the first quarter alone, his career high for any quarter, topping his previous best of 197 yards in the second quarter vs. Washington on Sept. 15, 2013. Sustained a hamstring injury on a 7-yard scramble that picked up a first down with about nine minutes left in the third quarter, but remained in the game... **Vs. Chicago (Nov. 9):** Tied the franchise single-game record with six TD passes (Rodgers, Matt Flynn), with all of them coming in the first half as he tied the NFL record

(Raiders QB Daryle Lamonica, first half, 1969) for the most in a half. Completed TD passes to five different players, a franchise record. Threw TD passes of 73, 40 and 56 yards, becoming the first Green Bay QB to throw three or more TD passes of 40-plus yards since Cecil Isbell had four vs. the Chicago Cardinals on Nov. 1, 1942. The 73-yard TD pass to Nelson early in the second quarter was his 16th career TD pass of 70-plus yards, the most in NFL history as he surpassed Manning and Favre (15 each). With his six TD passes, he brought his season total to 10 TDs and zero INTs against the Bears, the first QB in NFL history to throw 10 TDs and no INTs against an opponent in a single season. Racked up 315 passing yards in the first half, the second-best total of his career for either half behind only his 335-yard output vs. Washington in the first half on Sept. 15, 2013. Departed the game with just under 11 minutes remaining in the third quarter (coach's decision), finishing the evening with 315 yards and six TDs on 18-of-27 passing for a 145.8 passer rating. Was named NFC Offensive Player of the Week for the third time on the season... **Vs. Philadelphia (Nov. 16):** Completed 22 of 36 passes for 341 yards and three TDs with no INTs for a 120.3 passer rating. Threw for 279 yards in the first half, making him the only QB in the last 25 seasons (1990-2014) to throw for 275-plus yards in the first half of three games in a season (did it in three straight)... **Vs. New England (Nov. 30):** Threw for 368 yards, a season high at home, and two TDs with zero INTs on 24-of-38 passing for a 112.6 passer rating. Posted a 100-plus passer rating for the fourth straight game and registered his fourth consecutive zero-INT game. Threw for 282 yards in the first half alone, the fourth time in the last five games that he had thrown for 275-plus yards in the first half. No other NFL quarterback had posted more than two 275-yard first halves in a season in the last 25 years (1990-2014). Completed passes of 25-plus yards to five different players, the first Green Bay QB to do so since Lynn Dickey vs. Chicago on Dec. 4, 1983... **Vs. Atlanta (Dec. 8):** In his 100th career regular-season start, completed 24 of 36 passes for 327 yards and three TDs with no INTs, his eighth game on the season with three-plus TD passes/zero INTs as he tied Brady's single-season NFL record (2007). It marked his 30th career three-TD/zero-INT effort, tying Favre's franchise record... **At Tampa Bay (Dec. 21):** Completed a season-high 31 passes on 40 attempts for 318 yards and a TD for a 108.1 passer rating, his eighth 300-yard passing game on the season as he tied his own single-season franchise record (2011). Sustained a calf injury early in the game, but remained in the contest... **Vs. Detroit (Dec. 28):** Threw for 226 yards and two TDs on 17-of-22 passing for a 139.6 passer rating, playing through a calf injury in the second half of the division-clinching win. Aggravated the injury on his 4-yard TD pass over the middle to Cobb, one that put Green Bay up, 14-0, with 2:24 remaining in the first half as he moved to his right on the throw. Missed the final snap of the first half and the first series of the second half, returning to the game midway through the third quarter with the game tied at 14. On his first pass after the injury, found Cobb over the middle for a 29-yard gain down to the Detroit 19. Led Green Bay on a seven-play, 60-yard TD drive on his first series back on the field, one that was capped off with a 13-yard TD pass to Cobb over the middle on third down. Following the injury, connected on 11 of 13 passes for 129 yards and a TD for a 133.7 passer rating. In the fourth quarter, called his own number for a 1-yard TD run up the middle that put Green Bay up, 28-14, the 20th rushing TD of his career. Was named NFC Offensive Player of the Week for his performance, the fourth time on the season he had earned the weekly award and the 12th time he has received the honor in his career, tying Favre for the team mark... **Vs. Dallas (NFC Divisional, Jan. 11):** Playing on an injured calf that limited him in practice during the week once again, threw for 316 yards and three TDs on

24-of-35 passing for a 125.4 rating. It marked his fourth playoff game with 300-plus yards passing as he broke Favre's team record (three). Posted a perfect 158.3 rating on third down, completing 8 of 10 passes for 137 yards and two TDs. With the Packers trailing, 21-20, early in the fourth quarter, led the offense on an eight-play, 80-yard drive that was capped off with a 13-yard TD pass to Rodgers as he threaded the ball between GB Sterling Moore and S J.J. Wilcox. On the game-winning drive, completed all seven of his passes for 78 yards and the TD. Connected on his final 10 attempts of the game for 163 yards and two TDs.

2013: Started all nine games that he appeared in, completing 193 of 290 passes (66.6 percent) for 2,536 yards and 17 TDs with six INTs for a 104.9 passer rating...Became the first QB in NFL history to post a 100-plus passer rating in five consecutive seasons, besting the record of four by Young (1991-94)...Ranked No. 5 in the league in passer rating, No. 2 in yards/attempt (8.74), No. 5 in completion percentage and No. 3 in yards/completion (13.14)...Rushed for 120 yards on 30 carries (4.0 avg.)... Also started in the team's playoff contest...Missed seven games (Weeks 10-16) due to a fractured collarbone that he sustained in Week 9 vs. Chicago...**At San Francisco (Sept. 8):** Threw for 333 yards and three TDs with one INT on 21-of-37 passing, tying the franchise record for the most passing yards by a QB in a season opener (Dickey, 1983; Favre, 1999)...**Vs. Washington (Sept. 15):** Had one of the best statistical outings of his career, tying the franchise record for passing yards with 480 on 34-of-42 passing along with four TDs. Became the first QB in franchise annals to post three 400-yard passing games. Became just the second QB in NFL history to throw for 480-plus yards, four-plus TDs and zero INTs in a game (Y.A. Tittle, Oct. 28, 1962). His 81.0 completion percentage set a franchise record for a QB with 40-plus attempts and his 335 passing yards and 26 completions in the first half were both career highs for a half. Helped the offense register 580 total yards, the second-highest output in franchise history. Was named the NFC Offensive Player of the Week for his effort...**Vs. Detroit (Oct. 6):** Completed 20 of 30 attempts for 274 yards and a TD with no INTs, bringing his yardage total on the season to 1,331, the most by a QB in team history in the first four games of the season. Connected with Jones on a season-long 83-yard TD pass in the third quarter...**At Baltimore (Oct. 13):** Lost a pair of top receiving targets (Jones and Cobb) to knee injuries in the first half, but com-

pleted 17 of 32 attempts for 315 yards and a TD in a hard-fought win over the defending Super Bowl champions. Threw a 64-yard TD pass to Nelson late in the third quarter and all but sealed the game late in the fourth quarter with a clutch third-down throw over the middle to TE Jermichael Finley that picked up 52 yards...**At Minnesota (Oct. 27):** Despite being without Cobb, Finley and Jones due to injuries, threw for 285 yards and two TDs with no INTs on 24-of-29 passing for a season-high 130.6 passer rating. Led the offense on seven scoring drives in the 44-31 win, the most points ever scored by Green Bay at the Metrodome. Was particularly effective on third down, completing all 10 of his passes for 172 yards and two TDs for a perfect 158.3 rating...**Vs. Chicago (Nov. 4):** Sustained a fractured left collarbone on the final play of the opening drive, a third-and-8 from the Chicago 9. On the play, was sacked by DE Shea McClellin and landed on his non-throwing shoulder, which resulted in the injury that would sideline him for the next seven games...**Vs. Philadelphia (Nov. 10):** Missed his first game due to injury since Dec. 19, 2010 (at New England, concussion), and just the third game missed for any reason since 2008 (vs. Detroit, Jan. 1, 2012, rest)...**At Chicago (Dec. 29):** Returned to action and led the way in dramatic fashion, engineering two fourth-quarter TD drives and 13 unanswered points to help the Packers win a third consecutive NFC North title. Completed 25 of 39 passes for 318 yards and two TDs with two INTs. With the Packers trailing, 28-27, with 6:24 remaining, led the offense on an 87-yard scoring drive that was capped off with his 48-yard TD pass to Cobb on fourth down. Facing a fourth-and-8 with 46 seconds left, sprinted to his left to avoid DE Julius Peppers and found Cobb wide open down the middle of the field, heaving a long throw that Cobb caught at the Chicago 10 and ran into the end zone for the winning TD.

2012: Started all 16 regular-season games and both playoff contests...Selected to the Pro Bowl for the second straight season and the third time in four seasons...Was named the starting QB for the NFC squad for the second consecutive season, but did not participate in the game due to injuries...Earned second-team All-Pro honors from AP...Was named to the All-NFC team by *Pro Football Weekly*/PFWA...Completed 371 of 552 passes (67.2 percent) for 4,295 yards and 39 TDs with just eight INTs for a 108.0 passer rating...Led the league in passer rating for the second straight season and also led the league in TD percentage (7.1) and TD/INT ratio (4.88, 39/8)...Became the first

RODGERS' 2011 A SEASON TO REMEMBER

In what was his fourth year as the starter under center for the Packers in 2011, quarterback Aaron Rodgers turned in one of the finest seasons by any player at the position in the history of the National Football League. Rodgers was voted the Pro Bowl starter for the NFC and earned Most Valuable Player honors from *The Associated Press* following the season, winning the vote by a nearly unanimous 48-2 margin.

During the regular season, he completed 343 of 502 attempts for 4,643 yards and 45 touchdowns against just six interceptions, netting a cumulative passer rating of 122.5. Rodgers' marks for yardage, touchdowns, completion percentage, yards per attempt and 300-yard games were all new franchise records. Even more impressive was that he accomplished all of that despite appearing in just 15 games (he was rested for the regular-season finale in Week 17).

A look at some of the superlatives from Rodgers' fantastic season:

- 122.5 QB rating set a new NFL record, as did his 13 games with a 100-plus passer rating.
- Joined Tom Brady and Dan Marino as the only three QBs, at the time, to throw three-plus TD passes in a game 10 or more times in a season.*
- Tied the NFL record shared by Brady and Peyton Manning by throwing at least two TD passes in 13 consecutive games.
- Set an NFL record with 11 consecutive games with a 110-plus QB rating.
- Became the only QB in NFL history to have more than one season with 500-plus pass attempts and seven or fewer INTs, and also became the first 4,000-yard passer in league annals to throw six or fewer INTs.
- Experienced a torrid stretch over a three-game span in the middle of the season when he became just the second QB in NFL history (Kurt Warner) to record three consecutive games with a 140-plus passer rating.
- With his 408-yard outing in Week 4 vs. Denver, he became the first QB in NFL history to register 400 passing yards/four passing TDs/two rushing TDs in a game.

* Drew Brees and Manning threw three-plus TD passes in a game 11 times in 2012 and 2013, respectively.



NFL quarterback to lead the league in passer rating in back-to-back seasons since Manning did so in three straight seasons (2004-06)...Threw 39 TD passes, good for No. 2 in the league and tied for No. 2 in single-season team annals behind only his 45 in 2011...Threw 25 TD passes in the opening nine games of the season, becoming the first QB in NFL history to throw 25-plus TD passes in the first nine games in two different seasons (28 TD passes in 2011)... Finished No. 3 in the league in completion percentage (67.2), good for No. 2 in team history behind only his 68.3 percentage in '11...Ranked No. 1 in the NFL in passer rating (110.8) and yards per attempt (9.01) on third down... Finished No. 2 in the league in passer rating (109.9) and TD percentage (36.4) in the red zone... Ranked No. 4 in the NFL in passer rating (117.4) and No. 2 in TD passes (14) against the blitz... **Vs. New Orleans (Sept. 30):** Earned NFC Offensive Player of the Week honors for his performance, connecting on 31 of 41 passes for 319 yards and four TDs. Helped the offense produce a season-high 30 first downs, the most by the Packers since they had 31 at Detroit on Nov. 12, 1989... **At Houston (Oct. 14):** Had one of the finest performances of his prolific career, completing 24 of 37 passes for 338 yards and a career-high six TDs. The six TD passes tied Flynn (vs. Detroit, Jan. 1, 2012) for the single-game franchise record. Became just the fourth QB in NFL history to throw for 330-plus yards and six TDs and no INTs in a game, joining Brady, Mark Rypien and Tittle. Was named the NFC Offensive Player of the Week for his performance... **At St. Louis (Oct. 21):** Continued his momentum by throwing for 342 yards and three TDs on 30-of-37 passing with no INTs. The 81.1 completion percentage was the third highest of his career and set a team record among QBs with 35-plus attempts in a game. His three TD passes gave him 16 between Weeks 4 and 7, a franchise record for the most TD passes over a four-game span. His 5-yard TD pass to Cobb in the third quarter was the 150th in Rodgers' career in the regular season. With the TD pass, he topped Marino's mark (69) for the fewest career INTs (42) at the time of his 150th career TD pass. Reached the 150-TD mark in his 76th career game, the second-best mark in NFL history behind only Marino (62)... **Vs. Jacksonville (Oct. 28):** Connected on 22 of 35 passes for 186 yards and two TDs, the second of which moved him past Starr for No. 2 all-time in franchise history with 153. The two TD throws gave him 21 TD passes in the first eight games as he became the first QB in NFL history to throw for 20-plus TDs in the opening eight games of back-to-back seasons. Also set the franchise record for the most TD passes over a five-game span with 18... **At Chicago (Dec. 16):** Led an efficient offensive effort to help the Packers clinch their second straight NFC North title. The win marked Green Bay's 12th straight in the division, which tied the longest streak in the league since realignment in 2002. Connected on 23 of 36 attempts for 291 yards and three TDs with no INTs. Fired all three of his TD passes to Jones on a series of four possessions between the second and third quarters that turned a 7-0 deficit into a 21-7 lead... **Vs. Minnesota (NFC Wild Card, Jan. 5):** Continued his postseason efficiency, completing 23 of 33 passes for 274 yards and a TD with no INTs in what was the first home playoff victory of his career as a starter. Finished with a 104.9 passer rating, his fifth of 100-plus in seven postseason starts.

2011: Started 15 contests, resting the final game, and earned league MVP honors... Also started the team's playoff contest... Completed 343 of 502 passes (68.3 percent) for 4,643 yards and 45 TDs with just six INTs... Was also named first-team All-Pro by AP, *Pro Football Weekly*/PFWA, *Sporting News* and *Sports Illustrated*... Selected to the Pro Bowl for the second time, getting the starting nod for the NFC squad... Was named the Professional Athlete of the Year by *Sporting News*, the Male Athlete of the Year by AP,

the NFC Offensive Player of the Year by the Committee of 101, the NFL Offensive Player of the Year by *Sporting News*, and the NFL MVP by *Sports Illustrated*... Won the Bert Bell Award from the Maxwell Club as the most outstanding professional player of the year... Was named the NFC Offensive Player of the Month for September, October and November... It marked four straight months that he won the award (also December 2010), making him the first NFL player to accomplish that feat since the league began recognizing players on a monthly basis in 1986... Set the NFL single-season record with a 122.5 passer rating, topping the previous mark of 121.1 by Manning in '04... Became the first Green Bay QB to lead the NFL in passer rating since the system was implemented in 1973... Set league records for the most 100-plus passer rating games (13) and most 110-plus rating games (12), and tied the NFL mark for the most 140-plus rating games (four)... Set franchise records for TD passes (45), passing yards (4,643), completion percentage (68.3), yards per attempt (9.25), TD/INT ratio (7.50) and 300-yard games (eight), and tied Starr's record (1966) for interception percentage (1.20)... Tied Favre's franchise record (1996) for the most games with four-plus TD passes (five)... Became just the third QB in league history to have 10 games with three-plus TD passes, joining Brady (2007) and Marino (1984)... Tied an NFL record with at least two TD passes in 13 straight games (Games 1-13)... Started the season with 11 consecutive 110-plus rating games, the longest single-season streak in NFL history as he topped Young's mark of seven straight in 1994... Became the first 4,000-yard passer in NFL history to throw six or fewer INTs... His yards per attempt of 9.25 ranked No. 4 by an NFL quarterback since the 1970 AFL-NFL merger... Ranked No. 2 in the league with a 113.3 passer rating on third down, connecting on 80 of 122 passes (65.6 percent) for 1,136 yards and nine TDs with two INTs... Against the blitz, led the NFL with a 131.4 passer rating, a 68.0 completion percentage, and an average of 12.0 yards per attempt... His 131.4 rating against the blitz ranked No. 2 in the NFL since 1993, according to STATS LLC, behind only Manning's 136.8 rating in 2004... Led the league with a 107.3 passer rating in the red zone... **Vs. New Orleans (Sept. 8):** Connected on 27 of 35 passes for 312 yards and three TDs with no INTs on his way to earning NFC Offensive Player of the Week honors. Was locked in from the start, completing 14 of 15 passes in the first quarter for 188 yards and three TDs, becoming just the second QB in NFL history to throw three TDs in the first quarter of a season opener (Buffalo's Jack Kemp - Sept. 13, 1964). The yardage mark in the opening quarter was also his personal best in any quarter of a game in his career... **At Carolina (Sept. 18):** Became the first QB in franchise history to throw for 300-plus yards in each of the first two games of the season when he posted 308 yards and two TD passes on 19-of-30 passing... **Vs. Denver (Oct. 2):** Had one of the most statistically impressive performances of his career, accounting for six TDs (four passing, two rushing) and throwing for a career-high 408 yards on 29-of-38 passing. Became the first QB in NFL history to throw for 400 yards and four TDs and also have two rushing TDs in the game. Became the first QB in franchise annals to eclipse the 400-yard passing mark on more than one occasion (404, vs. N.Y. Giants, Dec. 26, 2010). Earned NFC Offensive Player of the Week honors for the outing... **At Atlanta (Oct. 9):** Completed 26 of 39 attempts for 396 yards and two TDs, tying a team record by completing passes to 12 different receivers. Threw for 269 yards in the second half, the most by a Green Bay QB in a second half since 1991... **Vs. St. Louis (Oct. 16):** Matched his single-season career high with his fifth 300-yard game in just the sixth contest of the season. Threw for 316 yards and three scores, highlighted by his career-long 93-yard TD pass to Nelson in the second quarter... **At Minnesota (Oct. 23):** Posted the fifth-highest QB rating

of his career (146.5), throwing for 335 yards and three TDs on 24-of-30 passing. Matched his career-best streak by completing his first 13 passes of the game, the best mark by a Packers QB since Favre's 13 at Minnesota on Oct. 23, 2005... **At San Diego (Nov. 6):** Earned NFC Offensive Player of the Week honors for the third time on the season, completing 21 of 26 passes for 247 yards and four TDs for a 145.8 passer rating. Set an NFL single-season record with his eighth straight 110-plus rating game, topping the mark of seven by Young in 1994. Posted a season-high 52 rushing yards on eight carries (6.5 avg.)... **Vs. Minnesota (Nov. 14):** Joined Warner (1999) as the only QBs in NFL history to post three consecutive 140-plus rating games in a single season by completing 23 of 30 passes for 250 yards and four TDs, good for a 140.1 rating. Broke Favre's franchise record for 110-rating games (eight, 2007) and consecutive games with at least two TD passes (eight, 1994), doing each for the ninth time on the season... **At Detroit (Nov. 24):** Further extended his league record by registering his 11th consecutive 110-plus rating game as he completed 22 of 33 passes for 307 yards and two TDs... **At N.Y. Giants (Dec. 4):** Connected on 29 of 46 attempts for 369 yards and four TDs in a hostile road environment. Set new franchise records by posting his eighth 300-yard passing game and ninth with three-plus TD passes. Extended his NFL record of consecutive games with a 100-plus passer rating to 12... **Vs. Oakland (Dec. 11):** Became the fastest player to reach the 4,000-yard passing plateau in franchise history by topping the mark in his 13th game of the season. It also tied him for the second fastest in league annals behind only Brees (12 games in 2011). Connected on 17 of 30 passes for 281 yards and two TDs, joining Manning (2004) and Brady (2010-11) as the only QBs in NFL history to throw at least two TD passes in 13 consecutive games... **Vs. Chicago (Dec. 25):** Threw a season-high five TD passes, giving him a team-record 45 on the season, en route to leading the Packers to their franchise-record 14th regular-season win... **Vs. Detroit (Jan. 1):** Listed as inactive as the coaching staff elected to rest him with home-field advantage throughout the playoffs having been secured the previous week.

2010: Started 15 contests, missing one game with a concussion, and was named a first alternate for the Pro Bowl... Completed 312 of 475 passes (65.7 percent) for 3,922 yards, 28 TDs and 11 INTs for a 101.2 rating as he became the first QB in franchise history to post a 100-plus passer rating in back-to-back seasons... Ranked No. 3 in the NFL in passer rating, No. 7 in passing yards, tied for No. 6 in TD passes and second in 25-yard passes (40)... Was named FedEx Air NFL Player of the Year and NFC Offensive Player of the Month for December/January and twice earned NFC Offensive Player of the Week honors (Weeks 13 and 16)... Finished third among NFL QBs with 356 rushing yards on 64 carries (5.6 avg.)... Tied for the team lead with four rushing TDs, his third straight campaign with four-plus rushing TDs as he became the first Packers QB since Rote (1954-56) to do so... Ranked No. 1 in the NFL (min. 100 attempts) with a 104.5 passer rating against the blitz, completing 111 of 167 attempts (66.5 percent) for 1,503 yards and 11 TDs with five INTs... Registered a 110-plus passer rating in four consecutive games (Week 9, Weeks 11-13) to become the first NFL QB since the 1970 merger to post four straight 110-plus rating games in back-to-back seasons (Weeks 3-4, 6-7 in 2009)... Posted a 109.8 passer rating in four postseason contests, completing 90 of 132 passes (68.2 percent) for 1,094 yards and nine TDs with two INTs... The yardage total ranks fourth in NFL history for a single postseason behind only Eli Manning (1,219 in 2011), Warner (1,147 in 2008) and Joe Flacco (1,140 in 2012), while the TD total is tied for No. 4 in league annals behind only Montana (1989), Warner (2008) and Flacco (2012), who

all threw 11 TDs... **Vs. Miami (Oct. 17):** Missed some practice time during the week due to a concussion sustained the previous week at Washington (Oct. 10), but returned to make his 38th straight start. Finished with 313 yards on 18-of-33 passing with a TD and an INT. Threw a season-long 86-yard TD pass to WR Greg Jennings late in the first quarter, the longest regular-season completion by a Green Bay QB since Favre's 99-yard scoring strike to WR Robert Brooks at Chicago on Sept. 11, 1995. On the final possession of regulation, engineered a 69-yard drive that he capped off with a sneak up the middle on fourth-and-goal from the 1 to send the game into OT... **At Minnesota (Nov. 21):** Threw four TD passes and connected on 22 of 31 throws for 301 yards and a season-high 141.3 passer rating... **At Atlanta (Nov. 28):** Completed 26 of 35 attempts for 344 yards and a TD while adding a season-high 51 rushing yards and a TD on a career-high 12 carries... **Vs. San Francisco (Dec. 5):** Earned NFC Offensive Player of the Week honors as he completed 21 of 30 passes for 298 yards and three TDs for a 135.1 passer rating. Didn't throw an INT for the fifth straight game, the first Packers QB to do so since Starr in 1966. Had a pair of TD passes of 55-plus yards for the first time in his career, connecting with Jennings for a 57-yard score in the second quarter and with Driver on a 61-yard TD in the third quarter... **At Detroit (Dec. 12):** Threw for 46 yards on 7-of-11 passing before departing due to a concussion. With just over three minutes remaining in the first half, scrambled for an 18-yard gain to the Green Bay 43 but took hits from S Amari Spivey and LB Landon Johnson, with his head hitting the turf. Took three more snaps before being replaced by Flynn for the remainder of the game. Prior to his exit, saw his streak of 181 attempts without an INT come to an end when a deep pass in the first quarter bounced out of Jennings' arms and into Spivey's... **At New England (Dec. 19):** Inactive due to the concussion, which snapped a streak of 45 consecutive starts that was the fourth-longest streak in the league among active QBs at that point... **Vs. N.Y. Giants (Dec. 26):** Returned to action and turned in one of the best outings of his career on his way to earning NFC Offensive Player of the Week honors. Threw for a season-high 404 yards on 25-of-37 passing with four TD passes. His yardage total was the most by a Green Bay QB in the regular season since Dickey's 418-yard game vs. Tampa Bay (Oct. 12, 1980), and it was the first 400-yard, four-TD, zero-INT performance in franchise annals. It also marked the 10th time in his career that he threw three-plus TDs and zero INTs in a game, the most in NFL history by a QB within three seasons of his first start (Warner, nine, 1999-2001). Led the Packers to 515 total yards, the most since the team posted 548 at Oakland (Dec. 22, 2003)... **At Atlanta (NFC Divisional, Jan. 15):** Had one of the finest playoff games by a QB in NFL playoff history, connecting on 31 of 36 passes for 366 yards and three TDs. His 136.8 passer rating was the highest in league postseason history among QBs with 35-plus attempts. The 31 completions and 86.1 completion percentage were franchise single-game postseason records, and the completion percentage ranks No. 1 in NFL history for QBs with 35-plus attempts. Became the first QB in NFL playoff history to throw for 350 yards, three TDs and zero INTs and rush for a TD in a game. Completed all 10 of his third-down passing attempts for 151 yards. Helped lead the Packers to a franchise postseason-record 48 points. Combined with the 45-point outing at Arizona in the 2009 Wild Card contest, the Packers became the first team in NFL history to record 45 points in a game in consecutive postseasons. His three TD passes gave him 10 in his first three postseason starts, the most in NFL history as he surpassed Lamonica, Marino and Jeff George (nine each). Along with his 121.4 rating at Arizona in the '09 playoffs and his 122.5 rating at Philadelphia the week before, became the first QB in NFL history to register a 120-plus rating in each of his

first three postseason starts. Also became the first QB in NFL postseason history to throw for three-plus TDs in each of his first three playoff starts...**Vs. Pittsburgh (Super Bowl XLV, Feb. 6):** Closed out his torrid postseason by earning Super Bowl MVP honors with a masterful performance in the world championship game. Completed 24 of 39 passes for 304 yards and three TDs. Joined Montana, Young and Jake Delhomme as the only QBs to throw for 300 yards and three scores with no INTs in a Super Bowl. First TD pass came on a perfectly placed throw to Nelson for a 29-yard score. Threaded a pass into the hands of Jennings for a 21-yard TD in the second quarter with S Ryan Clark just missing the ball and S Troy Polamalu's hard shot from behind failing to knock it free from the WR's arms. Found Jennings once more in the back right corner of the end zone in the third quarter to extend the lead to 28-17. Perhaps his best throw of the game came on the Packers' clock-killing drive late in the fourth quarter. On third-and-10 from the Green Bay 25, fired the ball to Jennings down the seam just beyond the outstretched arms of CB Ike Taylor, hitting Jennings in stride for a 31-yard gain and a new set of downs. The drive burned 5:19 off the clock and set up a 23-yard Crosby FG to extend the lead to 31-25, forcing Pittsburgh to drive for a TD instead of a game-tying FG.

2009: Selected to the Pro Bowl for the first time in his career...Started every game for the second straight season and completed 350 of 541 passes (64.7 percent) for 4,434 yards, 30 TDs and seven INTs for a 103.2 rating, which ranked fourth in the NFL...Ranked No. 4 in the league in passing yards and TD passes and led the NFL in INT percentage (1.29), the latter mark second at the time in team history to Starr's 1.20 in 1966...Posted 12 games without an INT to break Starr's franchise mark (min. 15 att.) of 11 in 1964...Nearly broke Dickey's single-season team record for passing yards set in 1984 (4,458), while joining Favre (1998-99) as the only QBs in team history to post back-to-back 4,000-yard seasons and joining Dickey and Favre as the only Green Bay QBs to hit 30 TDs in one season...Had a 133.5 rating on third down, which led the league and was the highest since Warner (137.3) in 1999; third-down production included an NFL-best 14 TDs, no INTs and a league-high 1,710 yards, the most yards by an NFL QB since the stat began to be kept in 1991...Was tied for the NFL lead (with Donovan McNabb and Romo) with 17 completions of 40-plus yards...Was tied for second in the league (with Romo and Brees) with 39 completions of 25-plus yards, trailing only Eli Manning's 42...Rushed for 316 yards and five TDs on 58 carries (5.4 avg.), the second-most yards by any QB in 2009 (David Garrard, 323) and the most runs of 10-plus yards with 14...His five rushing TDs were the most since Majkowski posted the same number in '89...Became the first QB in NFL history to throw 30 or more TDs and seven or fewer INTs and rush for five TDs in the same season...Earned NFC Offensive Player of the Month honors for October...**At Minnesota (Oct. 5):** Threw for a sea-

son-high 384 yards on 26-of-37 passing for a 110.6 rating. Was intercepted for the first time on the season when CB Antoine Winfield picked off his pass intended for Jennings on the right sideline at the Minnesota 23 early in the second quarter; the INT snapped a streak of 159 passing attempts without one...**Vs. Detroit (Oct. 18):** Completed 29 of 37 passes for 358 yards, two TDs and one INT for a 113.7 rating, giving him two career firsts – back-to-back games with 350-plus yards and three straight contests with a 110.0 rating or better. His 78.3 completion percentage was the second-best single-game performance in team history at the time (min. 35 attempts), trailing only Favre's 79.5 percent on 31-of-39 passing at Minnesota on Nov. 21, 1998...

At Cleveland (Oct. 25): Completed 15 of 20 passes for 246 yards, three TDs and no INTs for a 155.4 passer rating, the best single-game rating in franchise history (min. 20 attempts). His fourth straight game with a 110.0-plus passer rating made him only the second QB in team history to accomplish the feat in the same season (Starr, Sept. 18-Oct. 9, 1966)...**At Arizona (NFC Wild Card, Jan. 10):** Posted a team playoff-record 423 yards and four TDs on 28-of-42 passing with one INT for a 121.4 rating. The four TD passes matched a franchise playoff mark held by Starr (at Dallas, Jan. 1, 1967) and Dickey (vs. St. Louis, Jan. 8, 1983). The yardage total was tied for No. 5 in NFL playoff history at the time, and his 319 yards passing after halftime set an NFL playoff record, eclipsing the previous mark of 274 yards set by Marino (at Buffalo, Dec. 30, 1995). Became one of only six QBs in the Super Bowl era to throw for 400 yards/four TDs in a postseason game, and one of only two signal callers to post 400 yards/four TDs and a rushing TD in a playoff game (Peyton Manning, vs. Denver, Jan. 9, 2005). Completed six passes of 25-plus yards as he helped the team come back from a 21-point deficit in the second half to tie the game, with the longest score coming on a 30-yarder to Jones on fourth-and-5 early in the fourth quarter.

2008: Took over as the starter after waiting patiently for three years for his opportunity behind Favre...Became the first QB other than Favre to start a Packers game since Majkowski (Sept. 20, 1992), starting all 16 games and ranking third in the NFC and sixth in the NFL with a 93.8 passer rating...Completed 341 of 536 passes (63.6 percent) for 4,038 yards, 28 TDs and 13 INTs...Was under center for 1,039 of 1,049 (99.1 percent) offensive plays...Ranked fourth in the league in both TD passes and passing yards...Became just the fourth QB in team history to surpass 4,000 yards in one season (Favre, Dickey, Majkowski) and only the second in NFL history to throw for 4,000 yards in the first season that he started a game (Warner, St. Louis, 1999)...Ranked No. 3 in the NFL with a 105.8 passer rating on third down, including 14 TDs, which trailed only Rivers' 15...Completed 16 passes of 40-plus yards, tied for first in the NFL with Brees...Was tied for fifth in the league with 48 completions of 20-plus yards...Finished third on the

TAKING HIS PLACE AMONG THE GAME'S BEST

Now firmly entrenched in his role as the face of the franchise, QB **Aaron Rodgers** has gone from solid first-year starter to Pro Bowl starter to Super Bowl Most Valuable Player to two-time NFL MVP, and is widely regarded as one of the game's top signal callers.

- For his career, he has completed 3,034 of 4,657 passes (65.1 percent) for 36,827 yards and 297 touchdowns with only 72 interceptions, for a 104.1 passer rating. The rating ranks No. 1 in NFL history for the regular season (min. 1,500 attempts); he also ranks No. 1 in league annals in TD/INT ratio (4.13, 297/72) and No. 7 in yards/attempt (7.91) and completion percentage (65.1).
- Rodgers earned NFL MVP honors for the first time after a record-breaking 2011 campaign. He led the Packers to a franchise-best 15-win regular season and set team single-season records for TD passes (45), yards (4,643), completion percentage (68.3), yards per attempt (9.25) and passer rating (122.5). His passer rating was also an NFL single-season record and his 45 TD passes rank sixth in league history.
- In 2014, Rodgers became the eighth player in league annals to win MVP more than once, after leading the NFL in TD/INT ratio (7.60, 38/5) and ranking No. 2 in passer rating (112.2) and yards per attempt (8.43).
- His career interception percentage of 1.55 ranks No. 1 in NFL history among QBs with more than 1,500 attempts.
- Rodgers is the only QB in league history to record a 100-plus passer rating in six consecutive seasons (2009-14), with no other signal caller doing so in more than four straight seasons.

team with 207 rushing yards on 56 carries (3.7 avg.), and tied for the team lead with four rushing TDs...**Vs. Minnesota (Sept. 8):** Started his first NFL game and completed 18 of 22 passes for 178 yards and a TD with no INTs. His 81.8 completion percentage ranks as the second-best mark in league history by a QB in his first start (min. 20 attempts), behind only former Jacksonville QB Rob Johnson's 83.3 percentage (20 of 24) in 1997. Scored his first career rushing TD on a 1-yard plunge in the fourth quarter to give Green Bay a 24-12 lead...**At Detroit (Sept. 14):** Posted the first 300-yard passing day of his NFL career and threw three TD passes as he connected on 28 of 38 passes for 328 yards...**At Tampa Bay (Sept. 28):** Sprained his right shoulder in the third quarter on a 7-yard scramble as he dove to extend the ball for a first down. On the next series, hit Jennings for a 48-yard TD pass, but then sat out the following series with the injury. Returned for one more series late in the fourth quarter before exiting the game for good. Finished the afternoon 14 of 27 for 165 yards and two TDs, but had a string of 157 consecutive passes without an INT snapped...**Vs. Atlanta (Oct. 5):** Started despite being limited all week in practice as he recovered from a sprained right shoulder. Recorded the second 300-yard passing game of his pro career as he connected on 25 of 37 passes for 313 yards and three TDs...**Vs. Detroit (Dec. 28):** Completed 21 of 31 passes for 308 yards and three TDs for a season-high 132.2 passer rating, matching his season best with the three TD passes. With the Lions having just scored a TD to narrow Green Bay's lead to 24-21, connected on a season-long pass when he found Driver deep down the right sideline midway through the fourth quarter for a 71-yard score. The pass also put him over the 4,000-yard mark for the season.

2007: Serving as Favre's backup for the third straight season, he appeared in two regular-season games and completed 20 of 28 passes (71.4 percent) for 218 yards with one TD and no INTs for a 106.0 rating, plus seven rushes for 29 yards (4.1 avg.)...Put together his best preseason as a pro, completing 37 of 59 passes (62.7 percent) with three TDs in four appearances...**Vs. Minnesota (Nov. 11):** Saw his first action of the regular season, entering with 3:56 remaining and completing both of his passes for 17 yards, including a 15-yarder to Jones on his first throw...**At Dallas (Nov. 29):** Was inserted into the game in the second quarter after Favre suffered elbow and shoulder injuries. Completed 18 of 26 passes for 201 yards and one TD for a 104.8 passer rating, plus had five rushes for 30 yards (6.0 avg.). On the Packers' final drive of the first half, found Jennings for a 43-yard catch-and-run and connected with him again on an 11-yard TD (Rodgers' first TD pass as a pro). In the third quarter, led a 12-play, 69-yard drive that finished with a 1-yard Ryan Grant TD plunge; on the series, completed all six passes for 61 yards, including throws of 22 and 17 yards. In the fourth, led the team's final scoring drive that culminated in a 52-yard Crosby FG. Injured a hamstring the following week in practice and was inactive for the final four regular-season games before recovering to serve as Favre's backup in the postseason...**Vs. Seattle (NFC Divisional, Jan. 12):** Played the final series, but did not attempt a pass.

2006: Served as the No. 2 QB for the team's first 10 games, playing in two contests...Was on injured reserve (foot) for the final six games...In the preseason, served as the No. 2 QB for all four games...Completed 22 of 38 passes for 323 yards and three TDs, including an 85-yard pass to Jennings, vs. Atlanta (Aug. 19)...Before sustaining a broken foot in Week 11 that ended his season, had taken 36 regular-season offensive snaps and completed 6 of 15 passes (40.0 percent) for 46 yards, with no TDs or INTs, for a 48.2 rating...**At Philadelphia (Oct. 2):** Made

his season debut in place of an injured Favre (neck/head); nearly engineered a TD drive on the last series of the game, completing 2 of 3 passes for 14 yards, but the Packers were held out of the end zone on a goal-line stand...**Vs. New England (Nov. 19):** Saw the most extensive action of his career to date when he was inserted into the lineup for an injured Favre (elbow), and played the last two offensive snaps of the first half and the entire second half. Completed 4 of 12 passes and had a 6-yard scramble on a third-and-6. Played the second half with a foot injury he sustained toward the start of the third quarter; postgame tests revealed a fracture that caused him to miss the rest of the season. Was placed on injured reserve on Nov. 21.

2005: Saw action in three games as a rookie...Was active but did not play in the 13 other contests...Completed 9 of 16 attempts (56.3 percent) for 65 yards, with one INT, and a 39.8 passer rating...Also credited with two rushes for 7 yards (3.5 avg.), including a kneel-down on the season's final snap after Favre was given a curtain call...Got an extended look in the preseason opener vs. San Diego (Aug. 11), replacing Favre; endured a malfunctioning helmet radio, four offensive penalties and two sacks, and as a result the coaching staff didn't get a great look at him in his rainy preseason debut...Struggled as the No. 2 QB the following week at Buffalo (Aug. 20), going 4 for 9 for 21 yards, with one sack and an INT; his two best plays were carries (22, 9 yards)...Ended the preseason on a good note, orchestrating an important scoring drive, converting two third downs, before hitting TE Ben Steele on a 12-yard TD at Tennessee (Sept. 1)...**Vs. New Orleans (Oct. 9):** Made his NFL debut in a 52-3 win. Entered on the Packers' initial series of the fourth quarter and completed his lone attempt, his first career pass, to FB Vonta Leach for no gain...**At Baltimore (Dec. 19):** Got his most extensive playing time in a 48-3 loss on *Monday Night Football*. Came off the bench toward the end of the third quarter and finished the contest, going 8 for 15 with one INT, plus one carry for 8 yards...**Vs. Seattle (Jan. 1):** Took the game's final kneel-down, his only play, after replacing Favre, who had started the drive...**2005 Draft:** Selected by the Packers in the first round with the No. 24 overall pick. Was the second QB taken after Alex Smith (49ers) at No. 1, the eighth QB drafted by the Packers in the first round and the first since Rich Campbell, also from Cal, in 1981. Also joined Campbell as the only Cal players drafted by Green Bay in the first round. Passed on his final year of eligibility and was considered one of the top QB prospects in the country with numerous football observers rating him as the No. 1 pick in the draft.

COLLEGE: A two-year starter and letterman at California, he completed 424 of 665 passes (63.8 percent) for 5,469 yards, with 43 TDs and 13 INTs, while playing in 25 games with 22 starts...His 150.3 career passer-efficiency rating and 1.95 INT percentage are both tops in school history...Threw for 250-plus yards 10 times and had 160 rushes for 336 yards (2.1 avg.) and eight TDs...With scant Division I interest after two highly successful prep seasons, began his college career at Butte College, near Chico, Calif. ...It was there that Cal coach Jeff Tedford noticed Rodgers while watching video of a teammate, TE Garrett Cross (who later, too, became a Cal Golden Bear, and then a Green Bay Packer)...After watching him practice and feeling confident in his ability to thrive in Berkeley, Tedford offered Rodgers a scholarship...Majored in American studies...**Junior season (2004):** Started all 12 games for the Bears, including the Holiday Bowl vs. Texas Tech (Dec. 30)...Finished with 209 completions in 316 attempts (66.1 percent) for 2,566 yards and 24 TDs, with eight INTs...Helped the team reach its highest national ranking (No. 4) since 1952, produce its best regular-season record (10-1) in 54 years and record the most conference wins (seven) in 55 years...Led

an offense that ranked first in the conference in passing efficiency (167.39, fourth nationally), total offense (494.7 ypg, fifth), scoring offense (37.3 ppg, sixth) and rushing offense (260 ypg, fifth)...Offense was second-highest scoring in school history...Named first-team All-Pacific-10, and received honorable mention All-America recognition from *AP*, *College & Pro Football Newsweekly* and *Sport Illustrated.com*...Also was a second-team Pac-10 All-Academic choice...Was one of 15 players to receive letters from the Heisman Trophy Committee in November, and was named to the watch lists for the Walter Camp Foundation Player of the Year Award, the Maxwell Award and the Davey O'Brien Award...Served as team co-captain and was chosen as Cal's co-Offensive MVP...Finished second in the conference in passing efficiency (154.4), behind Southern California's Matt Leinart; the efficiency mark ranked eighth among all NCAA passers in 2004 and was the second-best achievement in Cal annals (164.5, Dave Barr, 1993)...Fired three or more TDs four times on the season...Completed a single-game school-record 23 consecutive passes at USC (Oct. 9) to tie an NCAA mark, running his school-record string to 26 straight completions dating back to the previous game at Oregon State (Oct. 2)...Finished 29 of 34 for 85.3 percent against the Trojans, another school record...**Sophomore season (2003):** Upon transferring from Butte College, played in three of the Golden Bears' first four games before taking over as the starter in Game 5 at Illinois (Sept. 20), leading Cal to a 7-3 record as a starter...

Authored one of the finest quarterbacking seasons of any sophomore in Pac-10 history, throwing for 2,903 yards and 19 TDs, with only five INTs, on 215-of-349 passing (61.6 percent)...The passing yardage total ranked second on Cal's all-time list (now fifth) and his INT percentage of 1.43 set a school record (breaking old mark of 1.69 set by Gary Graumann in 1977)...Additionally, his passer efficiency rating (146.6) ranked fourth in school annals, and with 210 yards rushing, his 3,113 total yards ranked second...Registered 300 or more yards through the air five times, tying Pat Barnes' school record...Authored two major INT-free streaks: the first came as he started his Cal career with 98 straight passes without an INT, the second came later in the season as he threw 105 times without a pick, ending at Oregon (Nov. 8)...Over the last five games of the season, completed 68.2 percent of his passes (105 of 154) for 1,596 yards (319.1 ypg), 12 TDs and two INTs...Was clutch in the school's final two contests, throwing for 348 yards vs. Washington (Nov. 15) and 359 at Stanford (Nov. 22), both must-wins in order for Cal to clinch its first bowl berth since 1996...In the Stanford contest, registered 414 yards of total offense (359 passing, 55 rushing) to record the highest total in the 106-year history of the "Big Game"; it was the fourth-highest total offensive output in team history...Stretched his streak of 300-yard passing games to three in the Insight Bowl vs. Virginia Tech (Dec. 26), throwing for a collegiate-high 394 yards in the 52-49 win and putting up 424 yards of total offense, third best in school

AARON RODGERS' PRO STATISTICS

| PASSING | | | | | | Yds/ | | | | | Yds | | | |
|------------------------------|-----------|------------|------------|--------------|--------------|-------------|---------------|------------|------------|-----------|------------|------------|--------------|--------------|
| Year | Team | GP | GS | Att | Cmp | Pct | Yds | Att | TD | Int | Lg | Sk | Lst | Rating |
| 2005 | Green Bay | 3 | 0 | 16 | 9 | 56.3 | 65 | 4.1 | 0 | 1 | 16 | 3 | 28 | 39.8 |
| 2006 | Green Bay | 2 | 0 | 15 | 6 | 40.0 | 46 | 3.1 | 0 | 0 | 16 | 3 | 18 | 48.2 |
| 2007 | Green Bay | 2 | 0 | 28 | 20 | 71.4 | 218 | 7.8 | 1 | 0 | 43 | 3 | 24 | 106.0 |
| 2008 | Green Bay | 16 | 16 | 536 | 341 | 63.6 | 4,038 | 7.5 | 28 | 13 | 71t | 34 | 231 | 93.8 |
| 2009 | Green Bay | 16 | 16 | 541 | 350 | 64.7 | 4,434 | 8.2 | 30 | 7 | 83t | 50 | 306 | 103.2 |
| 2010 | Green Bay | 15 | 15 | 475 | 312 | 65.7 | 3,922 | 8.3 | 28 | 11 | 86t | 31 | 193 | 101.2 |
| 2011 | Green Bay | 15 | 15 | 502 | 343 | 68.3 | 4,643 | 9.2 | 45 | 6 | 93t | 36 | 219 | 122.5 |
| 2012 | Green Bay | 16 | 16 | 552 | 371 | 67.2 | 4,295 | 7.8 | 39 | 8 | 73 | 51 | 293 | 108.0 |
| 2013 | Green Bay | 9 | 9 | 290 | 193 | 66.6 | 2,536 | 8.7 | 17 | 6 | 83t | 21 | 117 | 104.9 |
| 2014 | Green Bay | 16 | 16 | 520 | 341 | 65.6 | 4,381 | 8.4 | 38 | 5 | 80t | 28 | 174 | 112.2 |
| 2015 | Green Bay | 16 | 16 | 572 | 347 | 60.7 | 3,821 | 6.7 | 31 | 8 | 65t | 46 | 314 | 92.7 |
| 2016 | Green Bay | 16 | 16 | 610 | 401 | 65.7 | 4,428 | 7.3 | 40 | 7 | 66t | 35 | 246 | 104.2 |
| NFL totals (12 years) | | 142 | 135 | 4,657 | 3,034 | 65.1 | 36,827 | 7.9 | 297 | 72 | 93t | 341 | 2,163 | 104.1 |

| PLAYOFFS | | | | | | Yds/ | | | | | Yds | | | |
|-------------------|-----------|-----------|-----------|------------|------------|-------------|--------------|------------|-----------|-----------|-----------|-----------|------------|-------------|
| Year | Team | GP | GS | Att | Cmp | Pct | Yds | Att | TD | Int | Lg | Sk | Lst | Rating |
| 2007 | Green Bay | 1 | 0 | 0 | 0 | -- | 0 | 0.0 | 0 | 0 | 0 | 0 | 0 | --- |
| 2009 | Green Bay | 1 | 1 | 42 | 28 | 66.7 | 423 | 10.1 | 4 | 1 | 44 | 5 | 19 | 121.4 |
| 2010 | Green Bay | 4 | 4 | 132 | 90 | 68.2 | 1,094 | 8.3 | 9 | 2 | 38 | 8 | 53 | 109.8 |
| 2011 | Green Bay | 1 | 1 | 46 | 26 | 56.5 | 264 | 5.7 | 2 | 1 | 21 | 4 | 23 | 78.5 |
| 2012 | Green Bay | 2 | 2 | 72 | 49 | 68.1 | 531 | 7.4 | 3 | 1 | 44 | 4 | 33 | 97.6 |
| 2013 | Green Bay | 1 | 1 | 26 | 17 | 65.4 | 177 | 6.8 | 1 | 0 | 26 | 4 | 20 | 97.8 |
| 2014 | Green Bay | 2 | 2 | 69 | 43 | 62.3 | 494 | 7.2 | 4 | 2 | 46t | 3 | 26 | 91.1 |
| 2015 | Green Bay | 2 | 2 | 80 | 45 | 56.3 | 471 | 5.9 | 4 | 1 | 60 | 2 | 15 | 84.9 |
| 2016 | Green Bay | 3 | 3 | 128 | 80 | 62.5 | 1,004 | 7.8 | 9 | 2 | 42t | 10 | 79 | 103.8 |
| Postseason | | 17 | 16 | 595 | 378 | 63.5 | 4,458 | 7.5 | 36 | 10 | 60 | 40 | 268 | 99.4 |

Additional statistics: Fumbles-Lost — 2-2 in 2005, 1-1 in 2006, 10-3 in 2008, 10-4 in 2009, 1-1 in '09 playoffs, 4-1 in 2010, 2-1 in '10 playoffs, 4-0 in 2011, 1-1 in '11 playoffs, 5-4 in 2012, 1-0 in '12 playoffs, 4-0 in 2013, 10-2 in 2014, 2-1 in '14 playoffs, 8-4 in 2015, 8-4 in 2016; NFL total: 66-25. Fumble recoveries — 5 in 2008, 4 in 2009, 1 in 2010, 1 in '10 playoffs, 2 in 2011, 1 in 2012, 1 in '12 playoffs, 1 in 2013, 5 in 2014, 1 in '14 playoffs, 3 in 2015, 1 in 2016; NFL total: 23. Miscellaneous tackles — 2 in 2008, 1 in 2009, 2 in '10 playoffs, 1 in '11 playoffs, 1 in 2014, 1 in '14 playoffs, 1 in 2015; NFL total: 5.

NFL debut: vs. New Orleans, 10/9/05

First NFL start: vs. Minnesota, 9/8/08

First passing TD: at Dallas, 11/29/07 (11 yds., G.Jennings)

First rushing TD: vs. Minnesota, 9/8/08 (1 yd.)

First INT: at Baltimore, 12/19/05 (C.Williams)

annals...Served as one of two offensive team captains...

Freshman season (2002): During his one year at Butte College in Oroville, Calif., led the Roadrunners to a 10-1 record, a NorCal Conference championship and a No. 2 national ranking...Passed for 2,408 yards and 28 TDs, with only four INTs, on 164 completions in 265 attempts (61.9 percent)...Also carried 101 times for 294 yards and seven TDs...Authored single-game school records for TDs (six) and all-purpose yards (440)...Earned third-team All-America mention from *J.C. Grid-Wire*, in addition to NorCal Conference and region MVP honors...Voted MVP in a Holiday Bowl victory over San Joaquin Delta (Junior College) with a 251-yard, two-TD pass performance...Listed in *Super-Prep's* JuCo 100, ranking him 41st among all junior-college players nationally.

PERSONAL: Given name Aaron Charles Rodgers... Born in Chico, Calif. ...Nicknamed "A-Rod"...Single...Father, Ed, played offensive guard at Chico State from 1973-76 and then lined up for three-plus seasons (three games in 1978, 1979-81) with the Twin City Cougars, a semi-pro football team in Marysville, Calif.; the Cougars captured the 1980 semi-pro national championship by defeating the Delavan (Wis.) Red Devils, 37-20...Younger brother, Jordan, played quarterback at Vanderbilt and spent time on Tampa Bay's practice squad in 2013...Was a contestant on *Celebrity Jeopardy!* on an episode that aired in May 2015, defeating Kevin O'Leary from *Shark Tank* and former astronaut Mark Kelly to win \$50,000 for the Midwest Athletes Against Childhood Cancer (MACC) Fund...**High school:** A two-time all-section choice (2000-01) at Pleasant Valley High School in Chico, Calif., he passed for 4,419 yards over the course of his junior and senior seasons and set the single-season school record for passing yards his senior year (2,303)...Also pitched for his high school baseball team as a senior...**Community involvement:** Has become par-

ticularly active with the MACC Fund and has raised more than \$1 million for the organization through various campaigns and events...Hosted the fundraising banquet "An Evening With Aaron Rodgers" in Milwaukee each year from 2010-14 on behalf of the organization...In January 2015, was selected as one of three finalists for the Walter Payton Man of the Year Award, the only league award that recognizes a player's off-the-field community service as well as his playing excellence...Won the Bart Starr Award in 2014, which annually recognizes one NFL player for outstanding character and leadership on the field and in the community...In December 2011, hosted "A Pack Lunch With Aaron Rodgers," where MACC Fund donors joined him for an afternoon lunch hour in Green Bay...In December 2016, supported The Salvation Army's Red Kettle Campaign by signing autographs in exchange for monetary donations... Also matched each donation that was made during weekly autograph signings that teammates participated in during the holiday season, helping to raise \$76,036...In 2009, worked with The Salvation Army to have "Twelve's Day of Christmas," a benefit partnering with Shopko to give holiday gifts to underprivileged children...Co-hosted a charity golf tournament with Young Life from 2006-08...Plays annually in the Andy North and Friends Golf Getaway, an event that raises money and awareness for the University of Wisconsin Paul P. Carbone Comprehensive Cancer Center...A scratch golfer, plays regularly and has played in the American Century Celebrity Golf Championship in Lake Tahoe, Nev., 13 times...Has participated in the Edgar Bennett Celebrity Bowl-A-Thon, the Vince Lombardi Golf Classic and the 2009 ESPY Celebrity Golf Classic...While at Cal, he and WR Geoff McArthur participated in fundraiser "Touchdown for Kids," with money donated to local youth programs for every TD pass connection authored by the two.

VETERANS
COMMUNITY
ADMIN. & COACHES
A. RODGERS
DRAFT & FREE AGENTS
2016 REVIEW
RECORDS & HISTORY
LAMBEAU FIELD
MISC.

AARON RODGERS' PRO STATISTICS

RUSHING

| Year | Team | Att | Yds | Avg | Lg | TD |
|------------------------------|-----------|------------|--------------|------------|-----------|-----------|
| 2005 | Green Bay | 2 | 7 | 3.5 | 8 | 0 |
| 2006 | Green Bay | 2 | 11 | 5.5 | 6 | 0 |
| 2007 | Green Bay | 7 | 29 | 4.1 | 13 | 0 |
| 2008 | Green Bay | 56 | 207 | 3.7 | 21 | 4 |
| 2009 | Green Bay | 58 | 316 | 5.4 | 35 | 5 |
| 2010 | Green Bay | 64 | 356 | 5.6 | 27 | 4 |
| 2011 | Green Bay | 60 | 257 | 4.3 | 25 | 3 |
| 2012 | Green Bay | 54 | 259 | 4.8 | 27 | 2 |
| 2013 | Green Bay | 30 | 120 | 4.0 | 18 | 0 |
| 2014 | Green Bay | 43 | 269 | 6.3 | 19 | 2 |
| 2015 | Green Bay | 58 | 344 | 5.9 | 18 | 1 |
| 2016 | Green Bay | 67 | 369 | 5.5 | 23 | 4 |
| NFL totals (12 years) | | 501 | 2,544 | 5.1 | 35 | 25 |

PLAYOFFS

| Year | Team | Att | Yds | Avg | Lg | TD |
|-------------------|-----------|-----------|------------|------------|-----------|----------|
| 2009 | Green Bay | 3 | 13 | 4.3 | 13 | 1 |
| 2010 | Green Bay | 14 | 54 | 3.9 | 25 | 2 |
| 2011 | Green Bay | 7 | 66 | 9.4 | 16 | 0 |
| 2012 | Green Bay | 5 | 40 | 8.0 | 17 | 0 |
| 2013 | Green Bay | 2 | 11 | 5.5 | 9 | 0 |
| 2014 | Green Bay | 4 | 8 | 2.0 | 12 | 0 |
| 2015 | Green Bay | 3 | 20 | 6.7 | 19 | 0 |
| 2016 | Green Bay | 8 | 62 | 7.8 | 28 | 0 |
| Postseason | | 46 | 274 | 6.0 | 28 | 3 |

CAREER TRANSACTIONS

- 2005 Selected by Green Bay Packers in the first round (24th overall) of '05 NFL Draft, April 23...Signed first contract, Aug. 1.
- 2006 Placed on injured reserve (foot), Nov. 21.
- 2008 Signed contract extension, Oct. 31.
- 2013 Signed contract extension, April 26.

RODGERS' SINGLE-GAME CAREER HIGHS

Passing

| | |
|-------------|--|
| Attempts | 61, vs. Det. (11/15/15) |
| Completions | 39, vs. Chi. (10/20/16) |
| Yards | 480, vs. Was. (9/15/13) |
| Touchdowns | 6, at Hou. (10/24/12) and vs. Chi. (11/9/14) |
| Long | 93t, vs. StL (10/16/11) to J.Nelson |

Rushing

| | |
|------------|------------------------|
| Attempts | 12, at Atl. (11/28/10) |
| Yards* | 60, at Atl. (10/30/16) |
| Touchdowns | 2, vs. Den. (10/2/11) |
| Long | 35, vs. Min. (11/1/09) |

* Posted 66 rushing yards in '11 playoffs vs. N.Y. Giants, 1/15/12

AARON RODGERS GAME-BY-GAME

2005, GREEN BAY

| Date | Opponent | GP/GS | —PASSING— | | | | | —RUSHING— | | | | | | |
|-------------------|----------|------------|-----------|----------|----------------|-------------|----------|-----------|-----------|----------|-------------|----------|----------|----------|
| | | | Att | Cmp | Yds | Pct | TD | INT | LG | SK | Rtg | Att | Yds | TD |
| 09/11 | at Det-L | | | | (did not play) | | | | | | | | | |
| 09/18 | Cle-L | | | | (did not play) | | | | | | | | | |
| 09/25 | TB-L | | | | (did not play) | | | | | | | | | |
| 10/03 | at Car-L | | | | (did not play) | | | | | | | | | |
| 10/09 | NO-W | 1/0 | 1 | 1 | 0 | 100.0 | 0 | 0 | 0 | 0 | 79.2 | 0 | 0 | 0 |
| 10/23 | at Min-L | | | | (did not play) | | | | | | | | | |
| 10/30 | at Cin-L | | | | (did not play) | | | | | | | | | |
| 11/06 | Pit-L | | | | (did not play) | | | | | | | | | |
| 11/13 | at Atl-W | | | | (did not play) | | | | | | | | | |
| 11/21 | at Min-L | | | | (did not play) | | | | | | | | | |
| 11/27 | at Phi-L | | | | (did not play) | | | | | | | | | |
| 12/04 | at Chi-L | | | | (did not play) | | | | | | | | | |
| 12/11 | Det-W | | | | (did not play) | | | | | | | | | |
| 12/19 | at Bal-L | 1/0 | 15 | 8 | 65 | 53.3 | 0 | 1 | 16 | 3 | 36.8 | 1 | 8 | 0 |
| 12/25 | Chi-L | | | | (did not play) | | | | | | | | | |
| 01/01 | Sea-W | 1/0 | 0 | 0 | 0 | -- | 0 | 0 | -- | 0 | -- | 1 | -1 | 0 |
| '05 TOTALS | | 3/0 | 16 | 9 | 65 | 56.3 | 0 | 1 | 16 | 3 | 39.8 | 2 | 7 | 0 |

2006, GREEN BAY

| Date | Opponent | GP/GS | —PASSING— | | | | | —RUSHING— | | | | | | |
|-------------------|----------|------------|-----------|----------|--------------------------|-------------|----------|-----------|-----------|----------|-------------|----------|-----------|----------|
| | | | Att | Cmp | Yds | Pct | TD | INT | LG | SK | Rtg | Att | Yds | TD |
| 09/10 | Chi-L | | | | (did not play) | | | | | | | | | |
| 09/17 | NO-L | | | | (did not play) | | | | | | | | | |
| 09/24 | at Det-W | | | | (did not play) | | | | | | | | | |
| 10/02 | at Phi-L | 1/0 | 3 | 2 | 14 | 66.7 | 0 | 0 | 11 | 0 | 77.1 | 0 | 0 | 0 |
| 10/08 | StL-L | | | | (did not play) | | | | | | | | | |
| 10/22 | at Mia-W | | | | (did not play) | | | | | | | | | |
| 10/29 | Ari-W | | | | (did not play) | | | | | | | | | |
| 11/05 | at Buf-L | | | | (did not play) | | | | | | | | | |
| 11/12 | at Min-W | | | | (did not play) | | | | | | | | | |
| 11/19 | NE-L | 1/0 | 12 | 4 | 32 | 33.3 | 0 | 0 | 16 | 3 | 42.4 | 2 | 11 | 0 |
| 11/27 | at Sea-L | | | | (injured reserve — foot) | | | | | | | | | |
| 12/03 | NYJ-L | | | | (injured reserve — foot) | | | | | | | | | |
| 12/10 | at SF-W | | | | (injured reserve — foot) | | | | | | | | | |
| 12/17 | Det-W | | | | (injured reserve — foot) | | | | | | | | | |
| 12/21 | Min-W | | | | (injured reserve — foot) | | | | | | | | | |
| 12/31 | at Chi-W | | | | (injured reserve — foot) | | | | | | | | | |
| '06 TOTALS | | 2/0 | 15 | 6 | 46 | 40.0 | 0 | 0 | 16 | 3 | 48.2 | 2 | 11 | 0 |

2007, GREEN BAY

| Date | Opponent | GP/GS | —PASSING— | | | | | —RUSHING— | | | | | | |
|-------------------|----------|------------|-----------|-----------|-----------------------|-------------|----------|-----------|-----------|----------|--------------|----------|-----------|----------|
| | | | Att | Cmp | Yds | Pct | TD | INT | LG | SK | Rtg | Att | Yds | TD |
| 09/09 | Phi-W | | | | (did not play) | | | | | | | | | |
| 09/16 | at NYG-W | | | | (did not play) | | | | | | | | | |
| 09/23 | SD-W | | | | (did not play) | | | | | | | | | |
| 09/30 | at Min-W | | | | (did not play) | | | | | | | | | |
| 10/07 | Chi-L | | | | (did not play) | | | | | | | | | |
| 10/14 | Was-W | | | | (did not play) | | | | | | | | | |
| 10/29 | at Den-W | | | | (did not play) | | | | | | | | | |
| 11/04 | at KC-W | | | | (did not play) | | | | | | | | | |
| 11/11 | Min-W | 1/0 | 2 | 2 | 17 | 100.0 | 0 | 0 | 15 | 0 | 102.1 | 2 | -1 | 0 |
| 11/18 | Car-W | | | | (did not play) | | | | | | | | | |
| 11/22 | at Det-W | | | | (did not play) | | | | | | | | | |
| 11/29 | at Dal-L | 1/0 | 26 | 18 | 201 | 64.3 | 1 | 0 | 43 | 3 | 104.8 | 5 | 30 | 0 |
| 12/09 | Oak-W | | | | (inactive — third QB) | | | | | | | | | |
| 12/16 | at StL-W | | | | (inactive — third QB) | | | | | | | | | |
| 12/23 | at Chi-L | | | | (inactive — third QB) | | | | | | | | | |
| 12/30 | Det-W | | | | (inactive — third QB) | | | | | | | | | |
| '07 TOTALS | | 2/0 | 28 | 20 | 218 | 71.4 | 1 | 0 | 43 | 3 | 106.0 | 7 | 29 | 0 |
| 01/12 | Sea-W | 1/0 | 0 | 0 | 0 | -- | 0 | 0 | -- | 0 | -- | 0 | 0 | 0 |
| 01/20 | NYG-L | | | | (did not play) | | | | | | | | | |
| PLAYOFFS | | 1/0 | 0 | 0 | 0 | -- | 0 | 0 | -- | 0 | -- | 0 | 0 | 0 |

NFC Divisional Playoff; NFC Championship

AARON RODGERS GAME-BY-GAME

2008, GREEN BAY

| Date | Opponent | GP/GS | —PASSING— | | | | | | —RUSHING— | | | | | |
|-------------------|----------|--------------|------------|------------|-------------|-------------|-----------|-----------|------------|-----------|-------------|-----------|------------|----------|
| | | | Att | Cmp | Yds | Pct | TD | INT | LG | SK | Rtg | Att | Yds | TD |
| 09/08 | Min-W | 1/1 | 22 | 18 | 178 | 81.8 | 1 | 0 | 56 | 0 | 115.5 | 8 | 35 | 1 |
| 09/14 | at Det-W | 1/1 | 38 | 24 | 328 | 63.2 | 3 | 0 | 62 | 1 | 117.0 | 4 | 25 | 0 |
| 09/21 | Dal-L | 1/1 | 39 | 22 | 290 | 56.4 | 0 | 0 | 50 | 5 | 80.1 | 5 | 10 | 1 |
| 09/28 | at TB-L | 1/1 | 27 | 14 | 165 | 51.9 | 2 | 3 | 48t | 3 | 55.9 | 2 | 8 | 0 |
| 10/05 | Atl-L | 1/1 | 37 | 25 | 313 | 67.6 | 3 | 1 | 44t | 2 | 109.4 | 2 | 4 | 0 |
| 10/12 | at Sea-W | 1/1 | 30 | 21 | 208 | 70.0 | 2 | 0 | 45t | 2 | 111.5 | 6 | 23 | 1 |
| 10/19 | Ind-W | 1/1 | 28 | 21 | 186 | 75.0 | 1 | 0 | 24 | 0 | 104.2 | 3 | 8 | 0 |
| 11/02 | at Ten-L | 1/1 | 41 | 22 | 314 | 53.7 | 1 | 1 | 52 | 4 | 76.7 | 2 | 11 | 0 |
| 11/09 | at Min-L | 1/1 | 26 | 15 | 142 | 57.7 | 0 | 0 | 19 | 4 | 72.9 | 1 | 1 | 0 |
| 11/16 | Chi-W | 1/1 | 30 | 23 | 227 | 76.7 | 2 | 1 | 29 | 0 | 105.8 | 1 | 1 | 0 |
| 11/24 | at NO-L | 1/1 | 41 | 23 | 248 | 56.1 | 2 | 3 | 29 | 2 | 59.8 | 8 | 36 | 1 |
| 11/30 | Car-L | 1/1 | 45 | 29 | 298 | 64.4 | 3 | 1 | 46 | 2 | 96.3 | 5 | 26 | 0 |
| 12/07 | Hou-L | 1/1 | 30 | 19 | 295 | 63.3 | 2 | 1 | 63 | 2 | 104.2 | 1 | 4 | 0 |
| 12/14 | at Jax-L | 1/1 | 32 | 20 | 278 | 62.5 | 1 | 1 | 46 | 3 | 87.8 | 5 | 22 | 0 |
| 12/22 | at Chi-L | 1/1 | 39 | 24 | 260 | 61.5 | 2 | 1 | 35 | 0 | 87.6 | 2 | -6 | 0 |
| 12/28 | Det-W | 1/1 | 31 | 21 | 308 | 67.7 | 3 | 0 | 71t | 4 | 132.2 | 1 | -1 | 0 |
| '08 TOTALS | | 16/16 | 536 | 341 | 4038 | 63.6 | 28 | 13 | 71t | 34 | 93.8 | 56 | 207 | 4 |

2009, GREEN BAY

| Date | Opponent | GP/GS | —PASSING— | | | | | | —RUSHING— | | | | | |
|-------------------|----------|--------------|------------|------------|-------------|-------------|-----------|----------|------------|-----------|--------------|-----------|------------|----------|
| | | | Att | Cmp | Yds | Pct | TD | INT | LG | SK | Rtg | Att | Yds | TD |
| 09/13 | Chi-W | 1/1 | 28 | 17 | 184 | 60.7 | 1 | 0 | 50t | 4 | 92.0 | 3 | 7 | 0 |
| 09/20 | Car-L | 1/1 | 39 | 21 | 261 | 53.8 | 1 | 0 | 26 | 6 | 83.4 | 4 | 43 | 0 |
| 09/27 | at STL-W | 1/1 | 23 | 13 | 269 | 56.5 | 2 | 0 | 53 | 2 | 126.9 | 8 | 38 | 1 |
| 10/05 | at Min-L | 1/1 | 37 | 26 | 384 | 70.3 | 2 | 1 | 62t | 8 | 110.6 | 2 | 16 | 0 |
| 10/18 | Det-W | 1/1 | 37 | 29 | 358 | 78.4 | 2 | 1 | 47t | 5 | 113.7 | 3 | 9 | 0 |
| 10/25 | at Cle-W | 1/1 | 20 | 15 | 246 | 75.0 | 3 | 0 | 71t | 0 | 155.4 | 4 | 23 | 0 |
| 11/01 | Min-L | 1/1 | 41 | 26 | 287 | 63.4 | 3 | 0 | 42 | 6 | 108.5 | 5 | 52 | 0 |
| 11/08 | at TB-L | 1/1 | 35 | 17 | 266 | 48.6 | 2 | 3 | 74t | 6 | 57.6 | 3 | 26 | 1 |
| 11/15 | Dal-W | 1/1 | 36 | 25 | 189 | 69.4 | 1 | 0 | 24 | 4 | 91.1 | 5 | 15 | 1 |
| 11/22 | SF-W | 1/1 | 45 | 32 | 344 | 71.1 | 2 | 0 | 64t | 2 | 108.0 | 7 | 13 | 0 |
| 11/26 | at Det-W | 1/1 | 39 | 28 | 348 | 71.8 | 3 | 0 | 68 | 1 | 124.7 | 1 | 5 | 0 |
| 12/07 | Bal-W | 1/1 | 40 | 26 | 263 | 65.0 | 3 | 2 | 29 | 1 | 87.8 | 4 | 30 | 0 |
| 12/13 | at Chi-W | 1/1 | 24 | 16 | 180 | 66.7 | 0 | 0 | 25 | 3 | 88.9 | 3 | 6 | 0 |
| 12/20 | at Pit-L | 1/1 | 48 | 26 | 383 | 54.2 | 3 | 0 | 83t | 1 | 101.3 | 3 | 22 | 1 |
| 12/27 | Sea-W | 1/1 | 23 | 12 | 237 | 52.2 | 1 | 0 | 40 | 1 | 103.0 | 1 | 9 | 0 |
| 01/03 | at Ari-W | 1/1 | 26 | 21 | 235 | 80.8 | 1 | 0 | 51 | 0 | 117.1 | 2 | 2 | 1 |
| '09 TOTALS | | 16/16 | 541 | 350 | 4434 | 64.7 | 30 | 7 | 83t | 50 | 103.2 | 58 | 316 | 5 |
| 01/10 | at Ari-L | 1/1 | 42 | 28 | 423 | 66.7 | 4 | 1 | 44 | 5 | 121.4 | 3 | 13 | 1 |

NFC Wild Card Playoff

2010, GREEN BAY

| Date | Opponent | GP/GS | —PASSING— | | | | | | —RUSHING— | | | | | |
|-------------------|----------|--------------|------------|------------|-------------------------|-------------|-----------|-----------|------------|-----------|--------------|-----------|------------|----------|
| | | | Att | Cmp | Yds | Pct | TD | INT | LG | SK | Rtg | Att | Yds | TD |
| 09/12 | at Phi-W | 1/1 | 31 | 19 | 188 | 61.3 | 2 | 2 | 32t | 3 | 73.1 | 5 | 9 | 0 |
| 09/19 | Buf-W | 1/1 | 29 | 19 | 255 | 65.5 | 2 | 0 | 34 | 0 | 116.3 | 5 | 20 | 1 |
| 09/27 | at Chi-L | 1/1 | 45 | 34 | 316 | 75.6 | 1 | 1 | 28 | 0 | 92.5 | 2 | 20 | 1 |
| 10/03 | Det-W | 1/1 | 17 | 12 | 181 | 70.6 | 3 | 2 | 48 | 2 | 105.3 | 3 | 20 | 0 |
| 10/10 | at Was-L | 1/1 | 46 | 27 | 293 | 58.7 | 1 | 1 | 35 | 4 | 75.7 | 4 | 30 | 0 |
| 10/17 | Mia-L | 1/1 | 33 | 18 | 313 | 54.5 | 1 | 1 | 86t | 5 | 84.5 | 4 | 14 | 1 |
| 10/24 | Min-W | 1/1 | 34 | 21 | 295 | 61.8 | 2 | 2 | 45 | 0 | 84.8 | 3 | 14 | 0 |
| 10/31 | at NYJ-W | 1/1 | 34 | 15 | 170 | 44.1 | 0 | 0 | 30 | 2 | 59.7 | 3 | 5 | 0 |
| 11/07 | Dal-W | 1/1 | 34 | 27 | 289 | 79.4 | 3 | 0 | 33 | 1 | 131.5 | 5 | 41 | 0 |
| 11/21 | at Min-W | 1/1 | 31 | 22 | 301 | 71.0 | 4 | 0 | 47 | 3 | 141.3 | 3 | 21 | 0 |
| 11/28 | at Atl-L | 1/1 | 35 | 26 | 344 | 74.3 | 1 | 0 | 35 | 1 | 114.5 | 12 | 51 | 1 |
| 12/05 | SF-W | 1/1 | 30 | 21 | 298 | 70.0 | 3 | 0 | 61t | 4 | 135.1 | 4 | 39 | 0 |
| 12/12 | at Det-L | 1/1 | 11 | 7 | 46 | 63.6 | 0 | 1 | 12 | 2 | 34.7 | 2 | 25 | 0 |
| 12/19 | at NE-L | | | | (inactive — concussion) | | | | | | | | | |
| 12/26 | NYG-W | 1/1 | 37 | 25 | 404 | 67.6 | 4 | 0 | 80t | 2 | 139.9 | 2 | 26 | 0 |
| 01/02 | Chi-W | 1/1 | 28 | 19 | 229 | 67.9 | 1 | 1 | 46 | 2 | 89.7 | 7 | 21 | 0 |
| '10 TOTALS | | 15/15 | 475 | 312 | 3922 | 65.7 | 28 | 11 | 86t | 31 | 101.2 | 64 | 356 | 4 |
| 01/09 | at Phi-W | 1/1 | 27 | 18 | 180 | 66.7 | 3 | 0 | 20 | 2 | 122.5 | 3 | 4 | 0 |
| 01/15 | at Atl-W | 1/1 | 36 | 31 | 366 | 86.1 | 3 | 0 | 34 | 2 | 136.8 | 2 | 13 | 1 |
| 01/23 | at Phi-W | 1/1 | 30 | 17 | 244 | 56.7 | 0 | 2 | 26 | 1 | 55.4 | 7 | 39 | 1 |
| 02/06 | Pit-W | 1/1 | 39 | 24 | 304 | 61.5 | 3 | 0 | 38 | 3 | 111.5 | 2 | -2 | 0 |
| PLAYOFFS | | 4/4 | 132 | 90 | 1094 | 68.2 | 9 | 2 | 38 | 8 | 109.8 | 14 | 54 | 2 |

NFC Wild Card Playoff; NFC Divisional Playoff; NFC Championship; Super Bowl XLV, North Texas

VETERANS
COMMUNITY
ADMIN. & COACHES
A. RODGERS
DRAFT & FREE AGENTS
2016 REVIEW
RECORDS & HISTORY
LAMBEAU FIELD
MISC.

AARON RODGERS GAME-BY-GAME

2011, GREEN BAY

| Date | Opponent | GP/GS | —PASSING— | | | | | | —RUSHING— | | | | | | |
|-------------------|----------|--------------|------------|------------|-------------|-------------|-----------|----------|------------|-----------|--------------|-----------|------------|----------|--|
| | | | Att | Cmp | Yds | Pct | TD | INT | LG | SK | Rtg | Att | Yds | TD | |
| 09/08 | NO-W | 1/1 | 35 | 27 | 312 | 77.1 | 3 | 0 | 36 | 2 | 132.1 | 4 | 1 | 0 | |
| 09/18 | at Car-W | 1/1 | 30 | 19 | 308 | 63.3 | 2 | 0 | 84t | 1 | 119.9 | 5 | 13 | 0 | |
| 09/25 | at Chi-W | 1/1 | 38 | 28 | 297 | 73.7 | 3 | 1 | 25 | 2 | 111.4 | 1 | 3 | 0 | |
| 10/02 | Den-W | 1/1 | 38 | 29 | 408 | 76.3 | 4 | 1 | 61 | 2 | 134.5 | 9 | 36 | 2 | |
| 10/09 | at Atl-W | 1/1 | 39 | 26 | 396 | 66.7 | 2 | 0 | 70t | 4 | 117.0 | 1 | -1 | 0 | |
| 10/16 | StL-W | 1/1 | 29 | 18 | 316 | 62.1 | 3 | 1 | 93t | 1 | 119.3 | 7 | 15 | 0 | |
| 10/23 | at Min-W | 1/1 | 30 | 24 | 335 | 80.0 | 3 | 0 | 79t | 4 | 146.5 | 2 | 8 | 0 | |
| 11/06 | at SD-W | 1/1 | 26 | 21 | 247 | 80.8 | 4 | 0 | 64 | 4 | 145.8 | 8 | 52 | 0 | |
| 11/14 | Min-W | 1/1 | 30 | 23 | 250 | 76.7 | 4 | 0 | 25 | 3 | 140.3 | 6 | 21 | 0 | |
| 11/20 | TB-W | 1/1 | 34 | 23 | 299 | 67.6 | 3 | 1 | 40t | 2 | 112.3 | 5 | 28 | 0 | |
| 11/24 | at Det-W | 1/1 | 33 | 22 | 307 | 66.7 | 2 | 0 | 65t | 2 | 116.6 | 1 | -1 | 0 | |
| 12/04 | at NYG-W | 1/1 | 46 | 28 | 369 | 60.9 | 4 | 1 | 33 | 2 | 106.2 | 4 | 32 | 0 | |
| 12/11 | Oak-W | 1/1 | 30 | 17 | 281 | 56.7 | 2 | 1 | 37t | 3 | 96.7 | 0 | 0 | 0 | |
| 12/18 | at KC-L | 1/1 | 35 | 17 | 235 | 48.6 | 1 | 0 | 41 | 4 | 80.1 | 3 | 32 | 1 | |
| 12/25 | Chi-W | 1/1 | 29 | 21 | 283 | 72.4 | 5 | 0 | 55t | 0 | 142.7 | 4 | 18 | 0 | |
| 01/01 | Det-W | | (inactive) | | | | | | | | | | | | |
| *11 TOTALS | | 15/15 | 502 | 343 | 4643 | 68.3 | 45 | 6 | 93t | 36 | 122.5 | 60 | 257 | 3 | |
| 01/15 | NYG-L | 1/1 | 46 | 26 | 264 | 56.5 | 2 | 1 | 21 | 4 | 78.5 | 7 | 66 | 0 | |

*NFC Divisional Playoff

2012, GREEN BAY

| Date | Opponent | GP/GS | —PASSING— | | | | | | —RUSHING— | | | | | |
|-------------------|----------|--------------|------------|------------|-------------|-------------|-----------|----------|-----------|-----------|--------------|-----------|------------|----------|
| | | | Att | Cmp | Yds | Pct | TD | INT | LG | SK | Rtg | Att | Yds | TD |
| 09/09 | SF-L | 1/1 | 44 | 30 | 303 | 68.2 | 2 | 1 | 49 | 3 | 93.3 | 5 | 27 | 0 |
| 09/13 | Chi-W | 1/1 | 32 | 22 | 219 | 68.8 | 1 | 1 | 26t | 5 | 85.3 | 3 | -6 | 0 |
| 09/24 | at Sea-L | 1/1 | 39 | 26 | 223 | 66.7 | 0 | 0 | 31 | 8 | 81.5 | 2 | 17 | 0 |
| 09/30 | NO-W | 1/1 | 41 | 31 | 319 | 75.6 | 4 | 1 | 20 | 0 | 119.9 | 5 | 13 | 0 |
| 10/07 | at Ind-L | 1/1 | 32 | 20 | 235 | 62.5 | 3 | 1 | 31t | 5 | 103.0 | 5 | 57 | 0 |
| 10/14 | at Hou-W | 1/1 | 37 | 24 | 338 | 64.9 | 6 | 0 | 48t | 2 | 133.8 | 2 | 17 | 0 |
| 10/21 | at StL-W | 1/1 | 37 | 30 | 342 | 81.1 | 3 | 0 | 52 | 3 | 132.2 | 2 | 0 | 0 |
| 10/28 | Jax-W | 1/1 | 35 | 22 | 186 | 62.9 | 2 | 0 | 31 | 2 | 95.7 | 3 | 4 | 0 |
| 11/04 | Atl-W | 1/1 | 30 | 14 | 218 | 46.7 | 4 | 1 | 72t | 1 | 96.9 | 8 | 33 | 0 |
| 11/18 | at Det-W | 1/1 | 27 | 19 | 236 | 70.4 | 2 | 1 | 40 | 3 | 106.4 | 1 | 3 | 0 |
| 11/25 | at NYG-L | 1/1 | 25 | 14 | 219 | 56.0 | 1 | 1 | 61t | 5 | 81.9 | 3 | 22 | 0 |
| 12/02 | Min-W | 1/1 | 35 | 27 | 286 | 77.1 | 1 | 1 | 33 | 2 | 98.0 | 4 | 15 | 0 |
| 12/09 | Det-W | 1/1 | 24 | 14 | 173 | 58.3 | 0 | 0 | 38 | 3 | 80.7 | 3 | 32 | 1 |
| 12/16 | at Chi-W | 1/1 | 36 | 23 | 291 | 63.9 | 3 | 0 | 31 | 3 | 116.8 | 4 | 14 | 0 |
| 12/23 | Ten-W | 1/1 | 38 | 27 | 342 | 71.1 | 3 | 0 | 34 | 1 | 125.1 | 4 | 11 | 1 |
| 12/30 | at Min-L | 1/1 | 40 | 28 | 365 | 70.0 | 4 | 0 | 73 | 5 | 131.8 | 0 | 0 | 0 |
| *12 TOTALS | | 16/16 | 552 | 371 | 4295 | 67.2 | 39 | 8 | 73 | 51 | 108.0 | 54 | 259 | 2 |
| 01/05 | Min-W | 1/1 | 33 | 23 | 274 | 69.7 | 1 | 0 | 32 | 3 | 104.9 | 2 | 12 | 0 |
| 01/12 | at SF-L | 1/1 | 39 | 26 | 257 | 66.7 | 2 | 1 | 44 | 1 | 91.5 | 3 | 28 | 0 |
| PLAYOFFS | | 2/2 | 72 | 49 | 531 | 68.1 | 3 | 1 | 44 | 4 | 97.6 | 5 | 40 | 0 |

*NFC Wild Card Playoff; *NFC Divisional Playoff

2013, GREEN BAY

| Date | Opponent | GP/GS | —PASSING— | | | | | | —RUSHING— | | | | | |
|-------------------|----------|------------|-------------------------|------------|-------------|-------------|-----------|----------|------------|-----------|--------------|-----------|------------|----------|
| | | | Att | Cmp | Yds | Pct | TD | INT | LG | SK | Rtg | Att | Yds | TD |
| 09/08 | at SF-L | 1/1 | 37 | 21 | 333 | 56.8 | 3 | 1 | 38 | 2 | 102.6 | 2 | 13 | 0 |
| 09/15 | Was-W | 1/1 | 42 | 34 | 480 | 81.0 | 4 | 0 | 57 | 4 | 146.0 | 3 | -3 | 0 |
| 09/22 | at Cin-L | 1/1 | 43 | 26 | 244 | 60.5 | 1 | 2 | 30 | 4 | 64.5 | 3 | 24 | 0 |
| 10/06 | Det-W | 1/1 | 30 | 20 | 274 | 66.7 | 1 | 0 | 83t | 1 | 106.8 | 5 | 8 | 0 |
| 10/13 | at Bal-W | 1/1 | 32 | 17 | 315 | 53.1 | 1 | 1 | 64t | 3 | 84.8 | 5 | 21 | 0 |
| 10/20 | Cle-W | 1/1 | 36 | 25 | 260 | 69.4 | 3 | 0 | 39 | 1 | 117.8 | 4 | 12 | 0 |
| 10/27 | at Min-W | 1/1 | 29 | 24 | 285 | 82.8 | 2 | 0 | 76t | 2 | 130.6 | 6 | 31 | 0 |
| 11/04 | Chi-L | 1/1 | 2 | 1 | 27 | 50.0 | 0 | 0 | 27 | 1 | 95.8 | 1 | 9 | 0 |
| 11/10 | Phi-L | | (inactive — collarbone) | | | | | | | | | | | |
| 11/17 | at NYG-L | | (inactive — collarbone) | | | | | | | | | | | |
| 11/24 | Min-T | | (inactive — collarbone) | | | | | | | | | | | |
| 11/28 | at Det-L | | (inactive — collarbone) | | | | | | | | | | | |
| 12/08 | Atl-W | | (inactive — collarbone) | | | | | | | | | | | |
| 12/15 | at Dal-W | | (inactive — collarbone) | | | | | | | | | | | |
| 12/22 | Pit-L | | (inactive — collarbone) | | | | | | | | | | | |
| 12/29 | at Chi-W | 1/1 | 39 | 25 | 318 | 64.1 | 2 | 2 | 48t | 3 | 85.2 | 1 | 5 | 0 |
| *13 TOTALS | | 9/9 | 290 | 193 | 2536 | 66.6 | 17 | 6 | 83t | 21 | 104.9 | 30 | 120 | 0 |
| 01/05 | SF-L | 1/1 | 26 | 17 | 177 | 65.4 | 1 | 0 | 26 | 4 | 97.8 | 2 | 11 | 0 |

*NFC Wild Card Playoff

AARON RODGERS GAME-BY-GAME

2014, GREEN BAY

| Date | Opponent | GP/GS | —PASSING— | | | | | | | —RUSHING— | | | | |
|-------------------|----------|--------------|------------|------------|--------------|-------------|-----------|----------|------------|-----------|--------------|-----------|------------|----------|
| | | | Att | Cmp | Yds | Pct | TD | INT | LG | SK | Rtg | Att | Yds | TD |
| 09/04 | at Sea-L | 1/1 | 33 | 23 | 189 | 69.7 | 1 | 1 | 23 | 3 | 81.5 | 0 | 0 | 0 |
| 09/14 | NYJ-W | 1/1 | 42 | 25 | 346 | 59.5 | 3 | 0 | 80t | 4 | 109.8 | 6 | 28 | 0 |
| 09/21 | at Det-L | 1/1 | 27 | 16 | 162 | 59.3 | 1 | 0 | 18 | 2 | 88.8 | 0 | 0 | 0 |
| 09/28 | at Chi-W | 1/1 | 28 | 22 | 302 | 78.6 | 4 | 0 | 46 | 1 | 151.2 | 1 | 8 | 0 |
| 10/02 | Min-W | 1/1 | 17 | 12 | 156 | 70.6 | 3 | 0 | 66t | 2 | 138.7 | 0 | 0 | 0 |
| 10/12 | at Mia-W | 1/1 | 42 | 24 | 264 | 57.1 | 3 | 0 | 28 | 3 | 99.7 | 7 | 34 | 0 |
| 10/19 | Car-W | 1/1 | 22 | 19 | 255 | 86.4 | 3 | 0 | 59t | 2 | 154.5 | 3 | 21 | 0 |
| 10/26 | at NO-L | 1/1 | 39 | 28 | 418 | 71.8 | 1 | 2 | 70t | 3 | 93.8 | 2 | 21 | 1 |
| 11/09 | Chi-W | 1/1 | 27 | 18 | 315 | 66.7 | 6 | 0 | 73t | 0 | 145.8 | 0 | 0 | 0 |
| 11/16 | Phi-W | 1/1 | 36 | 22 | 341 | 61.1 | 3 | 0 | 64 | 1 | 120.3 | 3 | 32 | 0 |
| 11/23 | at Min-W | 1/1 | 29 | 19 | 209 | 65.5 | 2 | 0 | 34 | 1 | 109.7 | 6 | 34 | 0 |
| 11/30 | NE-W | 1/1 | 38 | 24 | 368 | 63.2 | 2 | 0 | 45t | 3 | 112.6 | 5 | 22 | 0 |
| 12/08 | Ati-W | 1/1 | 36 | 24 | 327 | 66.7 | 3 | 0 | 60t | 1 | 123.3 | 5 | 28 | 0 |
| 12/14 | at Buf-L | 1/1 | 42 | 17 | 185 | 40.5 | 0 | 2 | 20 | 1 | 34.3 | 3 | 27 | 0 |
| 12/21 | at TB-W | 1/1 | 40 | 31 | 318 | 77.5 | 1 | 0 | 30 | 1 | 108.1 | 0 | 0 | 0 |
| 12/28 | Det-W | 1/1 | 22 | 17 | 226 | 77.3 | 2 | 0 | 34 | 0 | 139.6 | 2 | 14 | 1 |
| '14 TOTALS | | 16/16 | 520 | 341 | 4,381 | 65.6 | 38 | 5 | 80t | 28 | 112.2 | 43 | 269 | 2 |
| 01/11 | Dal-W | 1/1 | 35 | 24 | 316 | 68.6 | 3 | 0 | 46t | 2 | 125.4 | 3 | -4 | 0 |
| 01/18 | at Sea-L | 1/1 | 34 | 19 | 178 | 55.9 | 1 | 2 | 23 | 1 | 55.8 | 1 | 12 | 0 |
| PLAYOFFS | | 2/2 | 69 | 43 | 494 | 62.3 | 4 | 2 | 46t | 3 | 91.1 | 4 | 8 | 0 |

*t*NFC Divisional Playoff; *W*NFC Championship

2015, GREEN BAY

| Date | Opponent | GP/GS | —PASSING— | | | | | | | —RUSHING— | | | | |
|-------------------|----------|--------------|------------|------------|--------------|-------------|-----------|----------|------------|-----------|-------------|-----------|------------|----------|
| | | | Att | Cmp | Yds | Pct | TD | INT | LG | SK | Rtg | Att | Yds | TD |
| 09/13 | at Chi-W | 1/1 | 23 | 18 | 189 | 78.3 | 3 | 0 | 34 | 0 | 140.5 | 8 | 35 | 0 |
| 09/20 | Sea-W | 1/1 | 33 | 25 | 249 | 75.8 | 2 | 0 | 29t | 2 | 116.9 | 6 | 23 | 0 |
| 09/28 | KC-W | 1/1 | 35 | 24 | 333 | 68.6 | 5 | 0 | 52 | 1 | 138.5 | 2 | 16 | 0 |
| 10/04 | at SF-W | 1/1 | 32 | 22 | 224 | 68.8 | 1 | 0 | 38 | 3 | 99.0 | 3 | 33 | 0 |
| 10/11 | StL-W | 1/1 | 30 | 19 | 241 | 63.3 | 2 | 2 | 65t | 2 | 82.8 | 8 | 39 | 0 |
| 10/18 | SD-W | 1/1 | 29 | 16 | 255 | 55.2 | 2 | 0 | 46 | 3 | 107.7 | 2 | 14 | 0 |
| 11/01 | at Den-L | 1/1 | 22 | 14 | 77 | 63.6 | 0 | 0 | 17 | 3 | 69.7 | 2 | 31 | 0 |
| 11/08 | at Car-L | 1/1 | 48 | 25 | 369 | 52.1 | 4 | 1 | 53t | 5 | 96.6 | 4 | 22 | 0 |
| 11/15 | Det-L | 1/1 | 61 | 35 | 333 | 57.4 | 2 | 0 | 32 | 3 | 83.6 | 2 | 8 | 0 |
| 11/22 | at Min-W | 1/1 | 34 | 16 | 212 | 47.1 | 2 | 0 | 37 | 2 | 86.9 | 3 | 6 | 0 |
| 11/26 | Chi-L | 1/1 | 43 | 22 | 202 | 51.2 | 1 | 1 | 32 | 2 | 62.4 | 4 | 33 | 0 |
| 12/03 | at Det-W | 1/1 | 36 | 24 | 273 | 66.7 | 2 | 1 | 61t | 3 | 96.2 | 4 | 27 | 1 |
| 12/13 | Dal-W | 1/1 | 35 | 22 | 218 | 62.9 | 2 | 0 | 24 | 2 | 99.5 | 3 | 27 | 0 |
| 12/20 | at Oak-W | 1/1 | 39 | 22 | 204 | 56.4 | 1 | 1 | 30t | 2 | 68.8 | 1 | -1 | 0 |
| 12/27 | at Ari-L | 1/1 | 28 | 15 | 151 | 53.6 | 1 | 1 | 38 | 8 | 66.2 | 3 | 19 | 0 |
| 01/03 | Min-L | 1/1 | 44 | 28 | 291 | 63.6 | 1 | 1 | 37 | 5 | 80.8 | 3 | 12 | 0 |
| '15 TOTALS | | 16/16 | 572 | 347 | 3,821 | 60.7 | 31 | 8 | 65t | 46 | 92.7 | 58 | 344 | 1 |
| 01/10 | at Was-W | 1/1 | 36 | 21 | 210 | 58.3 | 2 | 0 | 34 | 1 | 93.5 | 1 | -1 | 0 |
| 01/16 | at Ari-L | 1/1 | 44 | 24 | 261 | 54.5 | 2 | 1 | 60 | 1 | 77.9 | 2 | 21 | 0 |
| PLAYOFFS | | 2/2 | 80 | 45 | 471 | 56.3 | 4 | 1 | 60 | 2 | 84.9 | 3 | 20 | 0 |

*t*NFC Wild Card Playoff; *W*NFC Divisional Playoff

2016, GREEN BAY

| Date | Opponent | GP/GS | —PASSING— | | | | | | | —RUSHING— | | | | |
|-------------------|----------|--------------|------------|------------|--------------|-------------|-----------|----------|------------|-----------|--------------|-----------|------------|----------|
| | | | Att | Cmp | Yds | Pct | TD | INT | LG | SK | Rtg | Att | Yds | TD |
| 09/11 | at Jax-W | 1/1 | 34 | 20 | 199 | 58.8 | 2 | 0 | 32 | 1 | 95.1 | 4 | 16 | 1 |
| 09/18 | at Min-L | 1/1 | 36 | 20 | 213 | 55.6 | 1 | 1 | 39 | 5 | 70.7 | 3 | 29 | 1 |
| 09/25 | Det-W | 1/1 | 24 | 15 | 205 | 62.5 | 4 | 0 | 49 | 2 | 129.3 | 5 | 22 | 0 |
| 10/09 | NYG-W | 1/1 | 45 | 23 | 259 | 51.1 | 2 | 2 | 29t | 0 | 65.0 | 5 | 15 | 0 |
| 10/16 | Dal-L | 1/1 | 42 | 31 | 294 | 73.8 | 1 | 1 | 25 | 1 | 90.8 | 3 | 7 | 0 |
| 10/20 | Chi-W | 1/1 | 56 | 39 | 326 | 69.6 | 3 | 0 | 25 | 2 | 102.2 | 2 | 7 | 0 |
| 10/30 | at Atl-L | 1/1 | 38 | 28 | 246 | 73.7 | 4 | 0 | 58 | 3 | 125.5 | 6 | 60 | 0 |
| 11/06 | Ind-L | 1/1 | 43 | 26 | 297 | 60.5 | 3 | 1 | 40 | 3 | 94.8 | 6 | 43 | 0 |
| 11/13 | at Ten-L | 1/1 | 51 | 31 | 371 | 60.8 | 2 | 2 | 46 | 5 | 79.8 | 3 | 27 | 0 |
| 11/20 | at Was-L | 1/1 | 41 | 26 | 351 | 63.4 | 3 | 0 | 47 | 2 | 115.0 | 3 | 33 | 0 |
| 11/28 | at Phi-W | 1/1 | 39 | 30 | 313 | 76.9 | 2 | 0 | 50 | 0 | 116.7 | 6 | 26 | 0 |
| 12/04 | Hou-W | 1/1 | 30 | 20 | 209 | 66.7 | 2 | 0 | 32t | 1 | 108.9 | 3 | 16 | 1 |
| 12/11 | Sea-W | 1/1 | 23 | 18 | 246 | 78.3 | 3 | 0 | 66t | 1 | 150.8 | 3 | -6 | 0 |
| 12/18 | at Chi-W | 1/1 | 31 | 19 | 252 | 61.3 | 0 | 0 | 60 | 4 | 87.0 | 3 | 19 | 0 |
| 12/24 | Min-W | 1/1 | 38 | 28 | 347 | 73.7 | 4 | 0 | 48 | 4 | 136.6 | 2 | 13 | 1 |
| 01/01 | at Det-W | 1/1 | 39 | 27 | 300 | 69.2 | 4 | 0 | 39 | 1 | 126.0 | 10 | 42 | 0 |
| '16 TOTALS | | 16/16 | 610 | 401 | 4,428 | 65.7 | 40 | 7 | 66t | 35 | 104.2 | 67 | 369 | 4 |
| 01/08 | NYG-W | 1/1 | 40 | 25 | 362 | 62.5 | 4 | 0 | 42t | 5 | 125.2 | 2 | 0 | 0 |
| 01/15 | at Dal-W | 1/1 | 43 | 28 | 355 | 65.1 | 2 | 1 | 35 | 3 | 96.6 | 2 | 16 | 0 |
| 01/22 | at Atl-L | 1/1 | 45 | 27 | 287 | 60.0 | 3 | 1 | 34 | 2 | 91.6 | 4 | 46 | 0 |
| PLAYOFFS | | 3/3 | 128 | 80 | 1,004 | 62.5 | 9 | 2 | 42t | 10 | 103.8 | 8 | 62 | 0 |

*t*NFC Wild Card Playoff; *W*NFC Divisional Playoff; *W*NFC Championship

RICHARD RODGERS

TIGHT END | CALIFORNIA

Fourth NFL Season | Fourth Packers Season



Ht: 6-4 Wt: 257 | Born: January 22, 1992 | NFL Games Played/Started: 48/23 | Acquired: D3B-14



PRO HIGHLIGHTS:

➤ Is one of only two tight ends in franchise history (Bubba Franks) to register 20-plus catches in each of his first three seasons in the NFL.

➤ Has not missed a game in his NFL career, appearing in all 48 regular-season games and seven postseason contests since joining the Packers in 2014.

➤ Had 58 receptions in 2015, becoming just the fourth TE in team history to record 55-plus receptions in a season (Paul Coffman, Jermichael Finley, Jackie Harris).

➤ Was one of only four TEs in the league in '15 to register 55-plus catches, 500-plus receiving yards and eight or more TD receptions (Rob Gronkowski, Jordan Reed, Gary Barnidge).

➤ Registered 10 TD catches in 2014-15, tied for the most by a Green Bay TE in his first two seasons since the 1970 AFL-NFL merger (Franks, 2000-01).

➤ Was tied for the team lead with eight TD catches in '15, which was also tied for the fifth most in a season by a Packers TE in team history. Became the first Green Bay TE to lead the team or be tied for the team lead in the category since Franks in 2001.

➤ Set a single-game franchise record for TEs with 146 receiving yards at Detroit in 2015, highlighted by his game-winning 61-yard TD catch of a Hail Mary pass on the final play of the game.

➤ The Hail Mary TD catch was the second-longest come-from-behind game-ending TD from scrimmage in the fourth quarter in NFL history behind only Lions QB Earl Morrall's 65-yard TD pass to TE Jim Gibbons on Dec. 4, 1960.

➤ Appeared in all 16 contests with five starts as a rookie in '14 and finished with 20 receptions for 225 yards (11.3 avg.) and two TDs.

➤ Became the first Green Bay rookie TE to start a season opener since Harris opened in a two-tight-end set in 1990.

➤ Was the first rookie TE to appear in all 16 games for the Packers since Franks in 2000.

➤ Ranked No. 4 in the league among rookie TEs in 2014 in receptions.

➤ His 43-yard grab at Chicago in Week 4 in '14 was the longest reception by a rookie TE in team history.

➤ Drafted by the Packers with the second of two third-round selections (No. 98 overall), the first of two compensatory choices awarded to the team in the 2014 NFL Draft.

2016 SEASON: Played in all 16 games with six starts and had 30 catches for 271 yards (9.0 avg.) and two TDs... Appeared in all three postseason games and had one catch for 34 yards (34.0 avg.) and a TD...**At Jacksonville (Sept. 11):** Made a season-long 22-yard catch in the third quarter to the Jacksonville 8 that helped set up K Mason Crosby's 25-yard FG...**Vs. Detroit (Sept. 25):** Started for the first time on the season and had two catches for 9 yards (4.5 avg.) and a TD. Came across the field to catch a pass from QB Aaron Rodgers, who was moving to his right, for a 2-yard TD as he slid into the end zone...**Vs. Indianapo-**

AT A GLANCE ...

- Is one of only two tight ends in franchise history (Bubba Franks) to register 20-plus catches in each of his first three seasons in the NFL.
- Has not missed a game in his NFL career, appearing in all 48 regular-season games and seven postseason contests since joining the Packers in 2014.
- Had 58 receptions in 2015, becoming just the fourth TE in team history to record 55-plus receptions in a season (Paul Coffman, Jermichael Finley, Jackie Harris).
- Was one of only four TEs in the league in '15 to register 55-plus catches, 500-plus receiving yards and eight or more TD receptions (Rob Gronkowski, Jordan Reed, Gary Barnidge).
- Registered 10 TD catches in 2014-15, tied for the most by a Green Bay TE in his first two seasons in the NFL since the 1970 AFL-NFL merger (Franks, 2000-01).
- Set a single-game franchise record for TEs with 146 receiving yards at Detroit in 2015, highlighted by his game-winning 61-yard TD catch of a Hail Mary pass on the final play of the game.
- Played in all 16 games with five starts as a rookie in 2014 and made 20 catches for 225 yards (11.3 avg.) and two TDs.
- Became the first rookie TE to start for the Packers in a season opener since Harris opened in a two-tight-end set in 1990. Also became the first rookie TE to appear in all 16 games since Franks in 2000.

lis (Nov. 6): Posted a season-high six receptions for a season-best 64 yards (10.7 avg.). Had a season-high three receiving first downs, which is tied for the second most in a game in his career. Matched his season best with a 22-yard reception in the first quarter on Green Bay's opening drive, freeing himself from S T.J. Green to get open near the sideline and haul in a pass from Rodgers to the Indianapolis 9 to help set up a Crosby FG...**Vs. Minnesota (Dec. 24):** Caught two passes for 20 yards (10.0 avg.), highlighted by his 13-yard TD grab early in the fourth quarter to put the Packers ahead, 38-13. Made an inside move on S Harrison Smith down the seam to make the TD catch...**At Dallas (NFC Divisional, Jan. 15):** On Green Bay's opening possession, made an inside move on LB Sean Lee and then beat him down the seam to make a 34-yard grab in the front of the end zone to give the Packers a 7-3 lead.

2015: Played in all 16 games with 12 starts and ranked No. 2 on the team with 58 catches for 510 yards (8.8 avg.) and eight TDs...Was one of only four TEs in the NFL to register 55-plus catches, 500-plus receiving yards and eight or more TD receptions (Gronkowski, Reed, Barnidge)...Was tied with WR James Jones for the team lead in TD catches, becoming the first Green Bay TE to lead the team or be tied for the team lead since Franks in 2001...Ranked No. 5 among NFL tight ends in TD catches...Had at least one TD catch in seven games, tied for No. 4 among TEs...Also had one carry for 11 yards...Started both postseason contests and caught seven passes for 56 yards (8.0 avg.)...**Vs. Seattle (Sept. 20):** Hauled in three passes for 23 yards (7.7 avg.) and a TD. With the Packers trailing, 17-16, early in the fourth quarter, caught a 5-yard TD pass from Rodgers and also caught a two-point conversion on the next play to put

Green Bay up, 24-17, a lead it would not relinquish...**At San Francisco (Oct. 4):** Caught five passes for 45 yards (9.0 avg.) and a TD, with three of the grabs going for first downs...**At Carolina (Nov. 8):** Posted the first two-TD game of his career, catching a 1-yard score from Rodgers in the first quarter and a 3-yarder with under four minutes remaining that brought the Packers within one score (37-29) after trailing by 23 points in the fourth quarter. Finished with five receptions for 19 yards (3.8 avg.), his third game of the season with five-plus catches...**Vs. Detroit (Nov. 15):** Caught five passes for 32 yards (6.4 avg.), including a leaping 4-yard TD grab over the middle with just under six minutes remaining as he absorbed a hit from S Glover Quin on the catch. The score gave him TD catches in back-to-back games for the second time in his career (Weeks 12-13 in 2014)...**At Detroit (Dec. 3):** Led the team with a career-best eight receptions for a career-high 146 yards (18.3 avg.) and a TD, the most receiving yards ever by a Green Bay TE in a regular-season game as he topped the previous mark of 128 by Harris (Oct. 10, 1993) and Finley (Oct. 5, 2009). Caught a game-winning 61-yard Hail Mary TD pass with time expired after the Packers drew a facemask penalty that led to a final, untimed play. On the score, initially turned around at the Detroit 10 before turning around and reestablishing himself a few yards deep into the end zone, making a leaping grab in front of several Detroit defenders and Green Bay wide receivers. The 61-yard game-winner was the second-longest come-from-behind game-ending TD from scrimmage in the fourth quarter in NFL history behind only Morrall's 65-yard TD pass to Gibbons on Dec. 4, 1960. Added a pair of 26-yard receptions earlier in the contest, making him the only Green Bay tight end since 1991 to post three receptions of 25-plus yards in a game...**Vs. Minnesota (Jan. 3):** Led the team with seven catches for 59 yards (8.4 avg.) and a TD. Early in the fourth quarter, came across the field with Smith covering him to make a grab inside the 10, taking it the rest of the way before leaping to the pylon for the 16-yard score...**At Arizona (NFC Divisional, Jan. 16):** Caught five passes for 45 yards (9.0 avg.), with three of the receptions going for first downs.

2014: Appeared in all 16 games with five starts as a rookie and had 20 catches for 225 yards (11.3 avg.) and two TDs...Became the first rookie TE to play in all 16 games since Franks in 2000...Ranked No. 4 in the league among rookie tight ends in receptions...Also played in both play-off contests and caught five passes for 48 yards (9.6 avg.) and a TD...**At Seattle (Sept. 4):** Started in his NFL debut, becoming the first rookie TE to start in Week 1 for the Packers since Harris in 1990. Left the game due to a neck injury sustained in the second quarter, but did return later in

the game...**At Chicago (Sept. 28):** Started and posted the first two receptions of his career, with both coming on Green Bay's opening drive. Hauled in a 9-yarder on the Packers' first offensive play and then caught a deep pass that went for 43 yards on the next snap, the longest reception by a rookie TE in team annals...**At New Orleans (Oct. 26):** Registered four catches for a season-high 58 yards (14.5 avg.). Lined up in the slot and found an opening down the left sideline for a 22-yard gain to the New Orleans 40 in the second quarter. Added a 14-yard grab over the middle at the end of the drive on third-and-20 to help set up Crosby's 27-yard FG...**At Minnesota (Nov. 23):** Scored his first pro TD when he caught a 1-yard pass from Rodgers with just over five minutes remaining in the first half. Even though it was just a 1-yard grab, the ball traveled much farther than that as the QB rolled out to his right before looking back to find the wide-open TE in the back-left corner of the end zone for the score...**Vs. New England (Nov. 30):** Caught a TD pass for the second straight game, hauling in a 32-yarder at the end of the first quarter to put Green Bay up, 13-0. Went down the seam and made an over-the-shoulder grab in the end zone with S Patrick Chung covering him. Finished with two catches for 35 yards (17.5 avg.)...**Vs. Detroit (Dec. 30):** Recorded a season-high five receptions for 40 yards (8.0 avg.), with three of his catches going for first downs, also a season best...**Vs. Dallas (NFC Divisional, Jan. 11):** Caught a 13-yard TD pass with just over nine minutes remaining in his playoff debut for what proved to be the game-winning score. Lined up in the slot on the right and came across the field to make the catch near the back of the end zone between CB Sterling Moore and S J.J. Wilcox...**At Seattle (NFC Championship, Jan. 18):** Caught four passes for 35 yards (8.8 avg.), with three of the grabs going for first downs...**2014 Draft:** Selected by the Packers with the second of two choices in the third round (No. 98 overall), the first of two compensatory picks awarded to Green Bay. Was the sixth tight end selected in '14.

COLLEGE: Appeared in 35 games with 11 starts during his three seasons at Cal and finished with 59 receptions for 896 yards (15.2 avg.) and two TDs...Played tight end for his first two seasons before moving to inside receiver as a junior in '13...Made at least one catch in 19 consecutive games to end his career and posted four grabs of 50-plus yards during his career...Majored in American studies...**Junior season (2013):** Played in 11 games with five starts, transitioning to inside receiver after playing tight end for his first two seasons...Caught a career-high 39 passes for a career-best 608 yards (15.6 avg.) and a TD...Ranked third on the team in both receptions and receiving yards...Led the team with 11 catches of 20-plus yards...Recorded

PACKERS TIGHT ENDS RECORDS

CAREER

Games Played

| | |
|-----|------------------------|
| 167 | Ed West, 1984-94 |
| 119 | Paul Coffman, 1978-85 |
| 116 | Rich McGeorge, 1970-78 |
| 114 | Bubba Franks, 2000-07 |
| 95 | Marv Fleming, 1963-69 |

Receptions

| | |
|-----|----------------------------|
| 322 | Paul Coffman, 1978-85 |
| 256 | Bubba Franks, 2000-07 |
| 223 | Jermichael Finley, 2008-13 |
| 202 | Ed West, 1984-94 |
| 188 | Mark Chmura, 1993-99 |

Receiving Yards

| | |
|-------|----------------------------|
| 4,223 | Paul Coffman, 1978-85 |
| 2,785 | Jermichael Finley, 2008-13 |
| 2,594 | Ron Kramer, 1957, 59-64 |
| 2,370 | Rich McGeorge, 1970-78 |
| 2,321 | Ed West, 1984-94 |

Average Gain (min. 50 rec.)

| | |
|------|----------------------------|
| 15.3 | Ron Kramer, 1957, 59-64 |
| 13.5 | Rich McGeorge, 1970-78 |
| 13.1 | Paul Coffman, 1978-85 |
| 12.5 | Jermichael Finley, 2008-13 |
| 12.2 | Jackie Harris, 1990-93 |
| 12.2 | Keith Jackson, 1995-96 |

Touchdowns

| | |
|----|----------------------------|
| 39 | Paul Coffman, 1978-85 |
| 32 | Bubba Franks, 2000-07 |
| 25 | Ed West, 1984-94 |
| 20 | Jermichael Finley, 2008-13 |
| 17 | Mark Chmura, 1993-99 |
| | Donald Lee, 2005-10 |

SINGLE SEASON

Receptions

| | |
|----|-------------------------------|
| 61 | Jermichael Finley, 2012 |
| 58 | Richard Rodgers, 2015 |
| 56 | Paul Coffman, 1979 |
| 55 | Paul Coffman, 1981 |
| | Jackie Harris, 1992 |
| | Jermichael Finley, 2009, 2011 |

Receiving Yards

| | |
|-----|-------------------------|
| 814 | Paul Coffman, 1983 |
| 767 | Jermichael Finley, 2011 |
| 711 | Paul Coffman, 1979 |
| 687 | Paul Coffman, 1981 |
| 679 | Mark Chmura, 1995 |

Average Gain (min. 15 rec.)

| | |
|------|---------------------|
| 17.1 | Rich McGeorge, 1971 |
| 16.8 | Ron Kramer, 1963 |
| 16.3 | Rich McGeorge, 1973 |
| 16.2 | Ron Kramer, 1964 |
| 16.0 | Ron Kramer, 1961 |

Touchdowns

| | |
|----|-------------------------|
| 11 | Paul Coffman, 1983 |
| 10 | Keith Jackson, 1996 |
| 9 | Paul Coffman, 1984 |
| | Bubba Franks, 2001 |
| 8 | Jermichael Finley, 2011 |
| | Richard Rodgers, 2015 |

at least one 20-yard grab in nine of 11 games...Registered two 100-yard receiving games...Had at least one catch in every game he played in...Caught four passes for 100 yards (25.0 avg.), including a career-long 75-yard TD reception that put Cal up, 34-30, in the 37-30 win vs. Portland State (Sept. 7)...Registered a career-high-tying seven receptions for 71 yards (10.1 avg.) at Washington (Oct. 26)...Finished his collegiate career with a five-catch, 125-yard effort (25.0 avg.) at Stanford (Nov. 23)...**Sophomore season (2012):** Played in 11 games with six starts at tight end, totaling 20 receptions for 288 yards (14.4 avg.) and a TD...Ranked first on the team among regulars and second overall with his average of 14.4 yards per catch...Ranked third on the Golden Bears in receiving yards and fourth in receptions...Had at least one reception in each of the final eight games and in nine of 11 games he played in overall...Had three of the five longest catches by a Cal player on the season...Posted a career-high seven catches for a career-best 129 yards (18.4 avg.) vs. UCLA (Oct. 6), highlighted by receptions of 50 and 42 yards in the 43-17 win over the No. 25-ranked Bruins...Hauled in three passes for 76 yards (25.3 avg.) and a TD at Utah (Oct. 27), the first score of his career...**Freshman season (2011):** Appeared in all 13 games, one of only three true freshmen to do so for the Golden Bears on the season...Saw action primarily on special teams, posting Cal's lone blocked kick of the season when he blocked a punt vs. Presbyterian (Sept. 17).

PERSONAL: Given name Richard Christopher Rodgers II...Born in Martinez, Calif. ...Single...His father, Richard Sr., is currently the assistant defensive backs/safeties coach for the Carolina Panthers...Richard Sr. was a two-time All-Pacific-10 selection as a defensive back at

California, where he was prominently involved in "The Play" against Stanford in 1982, making the last of five laterals... His dad went on to play three seasons (1987-88, 1992) in the Arena Football League before embarking on a coaching career that included stops at several colleges as well as in NFL Europe with the Scottish Claymores...His uncle, Gill Byrd, was most recently the cornerbacks coach for the Tampa Bay Buccaneers and served as the Packers' executive director/player programs and community affairs from 1999-2001...His cousin, Jairus Byrd, played safety for the Buffalo Bills from 2009-13 and the New Orleans Saints from 2014-16...His grandfather, Clyde Mashore, played professional baseball for five seasons (1969-73), and his uncle, Damon Mashore, played three seasons in the majors (1996-98)...**High school:** Attended St. John's High School in Shrewsbury, Mass., where he was named a Prep-Star All-American after leading all Massachusetts Division C-1 players in receiving, sacks and scoring as a senior in 2010...Caught 65 passes for 1,064 yards (16.4 avg.) and 16 TDs for a 12-1 squad that won the state's Division IA Conference with a 5-0 league mark...At defensive end, registered 35 tackles, eight sacks, an interception, four forced fumbles and two fumble recoveries...Added seven carries for 61 yards (8.7 avg.) and a TD, 2-of-3 passing for 89 yards, a 37.2-yard punting average, seven punt returns for 73 yards (10.4 avg.) and four kickoff returns for 91 yards (22.8 avg.)...Was named the Defensive MVP of the Division IA Conference as a junior in 2009 after posting 42 tackles, three sacks and four INTs, including one he returned 75 yards for a TD...Added 49 receptions for 800 yards (16.3 avg.) and 20 TDs on offense as a junior...Also lettered all four years in basketball...Residence: Santa Rosa, Calif.

PACKERS DRAFT CHOICES BY SCHOOL (1,356 PICKS, 266 SCHOOLS)

| | | | | | | | | | | | |
|-------------------------|----|--------------------|----|---------------------|----|--------------------------|----|----------------------|----|-----------------------|----|
| Abilene Christian | 1 | Cincinnati | 4 | Humboldt State | 2 | Missouri | 10 | Philander Smith | 1 | Texas | 10 |
| Alabama | 23 | Clemson | 10 | Huron | 1 | Missouri-Rolla | 1 | Pittsburgh | 14 | Texas A&M | 3 |
| Alabama-A&M | 1 | Colgate | 2 | Idaho | 4 | Missouri Southern St. | 1 | Portland State | 1 | Texas A&M | 14 |
| Alabama-Birmingham | 1 | College of Idaho | 1 | Idaho State | 2 | Missouri Valley | 1 | Prairie View | 2 | Texas-Arlington | 4 |
| Albany | 1 | Colorado | 18 | Illinois | 16 | Montana | 2 | Presbyterian | 2 | Texas Christian | 17 |
| Albion | 1 | Colorado Mines | 1 | Illinois State | 2 | Montana State | 1 | Purdue | 17 | Texas-El Paso/Mines | 11 |
| Alcorn State | 1 | Connecticut | 3 | Indiana | 9 | Moorhead State | 1 | Rhode Island | 1 | Texas Southern | 11 |
| American Intl. | 3 | Cornell | 1 | Iowa | 21 | Morgan State | 2 | Rice | 8 | Texas Tech | 1 |
| Angelo State | 1 | Dartmouth State | 1 | Jackson State | 3 | Morris Brown | 2 | Richmond | 1 | The Citadel | 1 |
| Appalachian State | 3 | Duke | 4 | James Madison | 1 | Muskingum | 1 | Ripon | 2 | Toledo | 4 |
| Arizona | 6 | Dayton | 1 | John Carroll | 1 | Navy | 2 | Rutgers | 2 | Trinity (Conn.) | 1 |
| Arizona State | 13 | Denver | 2 | Johnson C. Smith | 1 | Nebraska | 23 | St. Ambrose | 1 | Trinity (Texas) | 3 |
| Arkansas | 20 | Detroit | 1 | Kansas | 8 | Nebraska-Omaha | 3 | St. Benedict's | 1 | Tulane | 15 |
| Arkansas-Pine Bluff | 4 | Doane | 2 | Kansas State | 3 | Nevada | 4 | St. Cloud State | 1 | Tulsa | 11 |
| Arkansas State | 5 | Drake | 5 | Kent State | 1 | New Mexico | 2 | St. John's (Minn.) | 1 | Tuskegee | 1 |
| Arkansas Tech | 3 | Duke | 6 | Kentucky | 8 | New Mexico Highlands | 1 | St. Mary's (Calif.) | 6 | UCLA | 17 |
| Army | 2 | East Carolina | 1 | Kentucky State | 2 | New Mexico State | 1 | St. Norbert | 5 | Utah | 11 |
| Auburn | 13 | East Texas State | 2 | Lafayette | 1 | North Carolina | 9 | St. Olaf | 1 | Utah State | 9 |
| Baldwin-Wallace | 1 | Eastern Kentucky | 1 | Langston | 1 | North Carolina A&T | 1 | St. Vincent | 1 | Vanderbilt | 6 |
| Ball State | 2 | Eastern Michigan | 3 | Lawrence | 2 | North Carolina Central | 2 | Sacramento State | 1 | Villanova | 4 |
| Baylor | 13 | Eastern Washington | 1 | Lewis | 1 | North Carolina State | 4 | Saginaw Valley State | 1 | Virginia | 7 |
| Beloit | 1 | Elon | 1 | Lewis & Clark | 1 | North Dakota | 1 | Sam Houston State | 1 | Virginia Tech | 6 |
| Benedictine | 1 | Florida | 12 | Long Beach State | 2 | North Dakota State | 5 | San Diego State | 11 | Virginia Union | 1 |
| Bethune-Cookman | 3 | Florida A&M | 6 | Louisiana State | 12 | Northeastern (Okla.) St. | 1 | San Francisco | 2 | Wake Forest | 5 |
| Bishop | 1 | Florida State | 12 | Louisiana-Lafayette | 4 | Northeast Louisiana | 1 | San Jose State | 5 | Washington | 16 |
| Boise State | 2 | Fordham | 1 | Louisiana Tech | 2 | Northeast Mo. State | 1 | Santa Clara | 4 | Washington State | 8 |
| Boston College | 15 | Fort Hays State | 1 | Louisville | 7 | Northern Colorado | 1 | South Carolina | 18 | Weber State | 1 |
| Boston University | 1 | Fresno State | 5 | Maine | 1 | Northern Illinois | 2 | South Dakota | 2 | West Chester | 1 |
| Bowling Green | 3 | Furman | 4 | Marquette | 5 | Northern Iowa | 2 | South Dakota State | 5 | Western Kentucky | 1 |
| Bradley | 2 | Gardner-Webb | 1 | Marshall | 1 | Northern Michigan | 3 | Southern | 5 | Western Michigan | 4 |
| Bridgeport | 1 | Georgetown | 2 | Maryland | 12 | North Texas State | 3 | Southern California | 34 | West Texas State | 2 |
| Brigham Young | 5 | Georgia | 16 | Maryland State | 1 | Northwest Missouri St. | 1 | Southern Methodist | 19 | West Virginia | 5 |
| Bucknell | 2 | Georgia Tech | 14 | Massachusetts | 2 | Northwestern | 16 | Southern Mississippi | 8 | Wichita | 3 |
| Buffalo | 1 | Gonzaga | 6 | McNeese State | 2 | Northwestern (La.) St. | 2 | South Florida | 3 | William & Mary | 3 |
| California | 11 | Grambling State | 6 | Memphis | 8 | Northwestern Okla. St. | 1 | Southwest J.C. | 1 | Willamette | 1 |
| Cal Poly-S.L.Obispo | 2 | Grand Valley State | 1 | Mesa State | 1 | Notre Dame | 27 | Southwest Texas St. | 1 | Wisconsin | 39 |
| Cal State-Los Angeles | 1 | Gustavus Adolphus | 1 | Miami (Fla.) | 9 | Ohio State | 24 | Springfield | 2 | Wisconsin-Eau Claire | 1 |
| Carson-Newman | 1 | Hardin-Simmons | 3 | Miami (Ohio) | 3 | Oklahoma | 22 | Stanford | 12 | Wisconsin-La Crosse | 1 |
| Case Western Reserve | 1 | Hawaii | 1 | Michigan | 27 | Oklahoma State | 8 | Stephen F. Austin | 2 | Wisconsin-Stevens Pt. | 2 |
| Catawba | 1 | Heidelberg | 1 | Michigan State | 15 | Oregon | 9 | Syracuse | 6 | Wyoming | 1 |
| Central Connecticut St. | 1 | Heilsdale | 3 | Millikin | 1 | Oregon State | 9 | Temple | 1 | Xavier | 2 |
| Central Florida | 2 | Holy Cross | 7 | Milwaukee Teachers | 1 | Ottawa (Kan.) | 1 | Tennessee | 13 | | |
| Central Michigan | 3 | Houston | 6 | Minnesota | 41 | Pacific | 5 | Tennessee A&I | 1 | | |
| Central Missouri State | 2 | Howard | 1 | Mississippi | 9 | Parsons | 1 | Tenn.-Chattanooga | 3 | | |
| Central (Okla.) State | 1 | Howard Payne | 2 | Mississippi State | 9 | Penn State | 12 | Tennessee State | 2 | | |

RICHARD RODGERS' PRO STATISTICS

| Year | Team | GP | GS | RECEIVING | | | | |
|---------------------------------|-----------|-----------|-----------|------------|--------------|------------|------------|-----------|
| | | | | No | Yds | Avg | Lg | TD |
| 2014 | Green Bay | 16 | 5 | 20 | 225 | 11.3 | 43 | 2 |
| 2015 | Green Bay | 16 | 12 | 58 | 510 | 8.8 | 61t | 8 |
| 2016 | Green Bay | 16 | 6 | 30 | 271 | 9.0 | 22 | 2 |
| NFL totals (three years) | | 48 | 23 | 108 | 1,006 | 9.3 | 61t | 12 |

RODGERS' SINGLE-GAME CAREER HIGHS

Receiving

Receptions 8, at Det. (12/3/15)
 Yards 146, at Det. (12/3/15)
 Long. 61t, at Det. (12/3/15)
 Touchdowns 2, at Car. (11/8/15)

| Year | Team | GP | GS | RECEIVING | | | | |
|-------------------|-----------|----------|----------|-----------|------------|-------------|------------|----------|
| | | | | No | Yds | Avg | Lg | TD |
| 2014 | Green Bay | 2 | 0 | 5 | 48 | 9.6 | 13t | 1 |
| 2015 | Green Bay | 2 | 2 | 7 | 56 | 8.0 | 15 | 0 |
| 2016 | Green Bay | 3 | 0 | 1 | 34 | 34.0 | 34t | 1 |
| Postseason | | 7 | 2 | 13 | 138 | 10.6 | 34t | 2 |

Additional statistics: Miscellaneous tackles — 1 in 2014, 1 in 2015, 2 in 2016; NFL total: 4. Miscellaneous fumble recoveries — 1 in 2014, 1 in 2015; NFL total: 2. One carry for 11 yards in 2015.

NFL debut/first start: at Seattle, 9/4/14
First NFL reception: at Chicago, 9/28/14 (9 yards, A.Rodgers)
First NFL touchdown: at Minnesota, 11/23/14 (1 yard, A.Rodgers)

CAREER TRANSACTIONS

■ 2014 Selected by Green Bay Packers as second of two choices in the third round (98th overall) of '14 NFL Draft, May 9 (free agency compensatory pick)...Signed first contract, June 12.

RICHARD RODGERS GAME-BY-GAME

| 2014, GREEN BAY | | | | | | | | |
|-------------------|-----------|----------|-----------|------------|-------------|------------|----------|----|
| Date | Opp | GP | GS | No | Yds | Avg | Lg | TD |
| 09/04 | at Sea-L | 1 | 1 | 0 | 0 | -- | -- | 0 |
| 09/14 | NYJ-W | 1 | 1 | 0 | 0 | -- | -- | 0 |
| 09/21 | at Det-L | 1 | 1 | 0 | 0 | -- | -- | 0 |
| 09/28 | at Chi-W | 1 | 1 | 2 | 52 | 26.0 | 43 | 0 |
| 10/02 | Min-W | 1 | 0 | 0 | 0 | -- | -- | 0 |
| 10/12 | at Mia-W | 1 | 0 | 0 | 0 | -- | -- | 0 |
| 10/19 | Car-W | 1 | 0 | 1 | 1 | 1.0 | 1 | 0 |
| 10/26 | at NO-L | 1 | 0 | 4 | 58 | 14.5 | 22 | 0 |
| 11/09 | Chi-W | 1 | 1 | 2 | 6 | 3.0 | 4 | 0 |
| 11/16 | Phi-W | 1 | 0 | 1 | 19 | 19.0 | 19 | 0 |
| 11/23 | at Min-W | 1 | 0 | 1 | 1 | 1.0 | 1t | 1 |
| 11/30 | NE-W | 1 | 0 | 2 | 35 | 17.5 | 32t | 1 |
| 12/08 | Atl-W | 1 | 0 | 0 | 0 | -- | -- | 0 |
| 12/14 | at Buf-L | 1 | 0 | 0 | 0 | -- | -- | 0 |
| 12/21 | at TB-W | 1 | 0 | 2 | 13 | 6.5 | 8 | 0 |
| 12/28 | Det-W | 1 | 0 | 5 | 40 | 8.0 | 18 | 0 |
| '14 TOTALS | 16 | 5 | 20 | 225 | 11.3 | 43 | 2 | |
| 01/11 | Dal-W | 1 | 0 | 1 | 13 | 13.0 | 13t | 1 |
| 01/18 | at Sea-L | 1 | 0 | 4 | 35 | 8.8 | 12 | 0 |
| PLAYOFFS | 2 | 0 | 5 | 48 | 9.6 | 13t | 1 | |

*NFC Divisional Playoff; *NFC Championship

| 2015, GREEN BAY | | | | | | | | |
|-------------------|-----------|-----------|-----------|------------|------------|------------|----------|----|
| Date | Opp | GP | GS | No | Yds | Avg | Lg | TD |
| 09/13 | at Chi-W | 1 | 1 | 3 | 27 | 9.0 | 20 | 0 |
| 09/20 | Sea-W | 1 | 1 | 3 | 23 | 7.7 | 9 | 1 |
| 09/28 | KC-W | 1 | 1 | 2 | 15 | 7.5 | 8 | 0 |
| 10/04 | at SF-W | 1 | 1 | 5 | 45 | 9.0 | 12 | 1 |
| 10/11 | StL-W | 1 | 1 | 6 | 45 | 7.5 | 18 | 0 |
| 10/18 | SD-W | 1 | 1 | 2 | 34 | 17.0 | 25 | 0 |
| 11/01 | at Den-L | 1 | 1 | 2 | 16 | 8.0 | 11 | 0 |
| 11/08 | at Car-L | 1 | 1 | 5 | 19 | 3.8 | 7 | 2 |
| 11/15 | Det-L | 1 | 1 | 5 | 32 | 6.4 | 21 | 1 |
| 11/22 | at Min-W | 1 | 1 | 3 | 7 | 2.3 | 5 | 0 |
| 11/26 | Chi-L | 1 | 1 | 4 | 30 | 7.5 | 13 | 0 |
| 12/03 | at Det-W | 1 | 0 | 8 | 146 | 18.3 | 61t | 1 |
| 12/13 | Dal-W | 1 | 0 | 1 | 3 | 3.0 | 3t | 1 |
| 12/20 | at Oak-W | 1 | 0 | 1 | 7 | 7.0 | 7 | 0 |
| 12/27 | at Ari-L | 1 | 0 | 1 | 2 | 2.0 | 2 | 0 |
| 01/03 | Min-L | 1 | 1 | 7 | 59 | 8.4 | 18 | 1 |
| '15 TOTALS | 16 | 12 | 58 | 510 | 8.8 | 61t | 8 | |
| 01/10 | at Was-W | 1 | 1 | 2 | 11 | 5.5 | 6 | 0 |
| 01/16 | at Ari-L | 1 | 1 | 5 | 45 | 9.0 | 15 | 0 |
| PLAYOFFS | 2 | 2 | 7 | 56 | 8.0 | 15 | 0 | |

*NFC Wild Card Playoff; *NFC Divisional Playoff

| 2016, GREEN BAY | | | | | | | | |
|-------------------|-----------|----------|-----------|------------|-------------|------------|----------|----|
| Date | Opp | GP | GS | No | Yds | Avg | Lg | TD |
| 09/11 | at Jax-W | 1 | 0 | 1 | 22 | 22.0 | 22 | 0 |
| 09/18 | at Min-L | 1 | 0 | 2 | 25 | 12.5 | 15 | 0 |
| 09/25 | Det-W | 1 | 1 | 2 | 9 | 4.5 | 7 | 1 |
| 10/09 | NYG-W | 1 | 1 | 6 | 6.0 | 6.0 | 6 | 0 |
| 10/16 | Dal-L | 1 | 0 | 2 | 15 | 7.5 | 12 | 0 |
| 10/20 | Chi-W | 1 | 1 | 1 | 7 | 7.0 | 7 | 0 |
| 10/30 | at Atl-L | 1 | 1 | 0 | 0 | -- | -- | 0 |
| 11/06 | Ind-L | 1 | 0 | 6 | 64 | 10.7 | 22 | 0 |
| 11/13 | at Ten-L | 1 | 1 | 4 | 27 | 6.8 | 12 | 0 |
| 11/20 | at Was-L | 1 | 0 | 4 | 28 | 7.0 | 11 | 0 |
| 11/28 | at Phi-W | 1 | 0 | 0 | 0 | -- | -- | 0 |
| 12/04 | Hou-W | 1 | 0 | 2 | 16 | 8.0 | 9 | 0 |
| 12/11 | Sea-W | 1 | 0 | 1 | 8 | 8.0 | 8 | 0 |
| 12/18 | at Chi-W | 1 | 1 | 1 | 10 | 10.0 | 10 | 0 |
| 12/24 | Min-W | 1 | 0 | 2 | 20 | 10.0 | 13t | 1 |
| 01/01 | at Det-W | 1 | 0 | 1 | 14 | 14.0 | 14 | 0 |
| '16 TOTALS | 16 | 6 | 30 | 271 | 9.0 | 22 | 2 | |
| 01/08 | NYG-W | 1 | 0 | 0 | 0 | -- | -- | 0 |
| 01/15 | at Dal-W | 1 | 0 | 1 | 34 | 34.0 | 34t | 1 |
| 01/22 | at Atl-L | 1 | 0 | 0 | 0 | -- | -- | 0 |
| PLAYOFFS | 3 | 0 | 1 | 34 | 34.0 | 34t | 1 | |

*NFC Wild Card Playoff; *NFC Divisional Playoff; *NFC Championship

BEST HOME RECORDS, 10-YEAR STRETCH, NFL/AFL HISTORY

| Club | 10-year span | Home(s) | W | L | T | Pct |
|-------------|--------------|---|----|----|---|------|
| Green Bay | 1923-32 | Bellevue Park, City Stadium | 51 | 6 | 6 | .895 |
| Green Bay | 1924-33 | Bellevue Park, City Stadium, Borchert Field | 50 | 6 | 6 | .893 |
| Oakland | 1967-76 | Oakland Coliseum | 60 | 8 | 2 | .877 |
| Green Bay | 1922-31 | Hagemeister Park, Bellevue Park, City Stadium | 50 | 7 | 6 | .877 |
| New England | 2007-16 | Gillette Stadium | 70 | 10 | 0 | .875 |
| Green Bay | 1993-2002 | Lambeau Field, Milwaukee County Stadium | 69 | 11 | 0 | .863 |
| New England | 2006-15 | Gillette Stadium | 69 | 11 | 0 | .863 |
| Oakland | 1968-77 | Oakland Coliseum | 59 | 9 | 2 | .862 |
| Pittsburgh | 1971-80 | Three Rivers Stadium | 63 | 11 | 0 | .851 |
| Green Bay | 1994-2003 | Lambeau Field, Milwaukee County Stadium | 68 | 12 | 0 | .850 |
| New England | 2003-12 | Gillette Stadium | 68 | 12 | 0 | .850 |
| New England | 2004-13 | Gillette Stadium | 68 | 12 | 0 | .850 |

NOTE — The Packers are 62-17-1 (.781) over the last 10 years (2007-16) at home (all at Lambeau), the second-best mark in the NFL and first in the NFC over that span. The New England Patriots own the league's best home record (70-10, .875) over the last 10 seasons. From 1921-71, tie games were not included in winning percentage.

VETERANS
 COMMUNITY
 ADMIN. & COACHES
 R. RODGERS
 DRAFT & FREE AGENTS
 2016 REVIEW
 RECORDS & HISTORY
 LAMBEAU FIELD
 MISC.

QUINTEN ROLLINS

CORNERBACK | MIAMI (OHIO)

Third NFL Season | Third Packers Season



Ht: 5-11 Wt: 195 | Born: July 15, 1992 | NFL Games Played/Started: 27/14 | Acquired: D2-15



PRO HIGHLIGHTS:

► Saw action in 13 games with a career-best 10 starts (four at LCB, six as the third CB) and posted 41 tackles (35 solo), an interception and 11 passes defended in 2016. Was inactive for three games (Weeks 6-8) due to a groin injury and only played in one playoff game, missing the other two due to a neck injury/concussion.

► Played in 14 games with four starts (two at LCB, two at RCB) in 2015, recording 35 tackles (25 solo), a sack, two interceptions (one for a TD) and nine passes defended in his rookie season.

► Was tied for No. 3 on the team in INTs and tied for No. 4 among NFL rookies.

► Finished second among Packers rookies (FB Aaron Ripkowski, nine) with seven special teams tackles in '15.

► Played in both postseason games with one start in 2015 and posted a solo tackle and a pass defended.

► Recorded two interceptions vs. St. Louis in Week 5 (2015), becoming the first Green Bay rookie to do so since CB Casey Hayward had two at Houston on Oct. 14, 2012. Returned the first interception 45 yards for a TD, becoming the first Packers rookie to record a pick-six since S Marques Anderson in 2002 (vs. Detroit, Nov. 10).

► Selected by Green Bay in the second round of the 2015 NFL Draft with the No. 62 overall selection. Became only the third player ever drafted by Green Bay out of Miami (Ohio), joining HB John Pont (No. 220 overall, 19th round, 1952) and T Rudy Schoendorf (No. 159 overall, 14th round, 1957).

2016 SEASON: Played in 13 games with 10 starts (four at LCB, six as the third CB) and posted 41 tackles (35 solo), an interception and 11 passes defended...Was inactive for three games (Weeks 6-8) due to a groin injury... Played in one playoff game and missed the other two due to injury (neck/concussion)...**At Jacksonville (Sept. 11):** Started and played 47 snaps as the third CB as the defense opened in the nickel. Posted two tackles (one solo) and two passes defended (tied for the team lead). With less than a minute remaining in the game and the Packers leading, 27-23, made a leaping breakup of QB Blake Bortles' pass intended for WR Allen Robinson in the end zone...**Vs. N.Y. Giants (Oct. 9):** Started at LCB in place of an injured Damarious Randall (groin) and played all 56 snaps, one of five Green Bay players to do so on defense. Helped limit the Giants' top three WRs (Odell Beckham Jr., Sterling Shepard and Victor Cruz) to a combined seven catches for 70 yards (10.0 avg.) and a TD. Broke up a deep pass early in the fourth quarter from QB Eli Manning intended for Cruz, nearly making the interception as Cruz appeared to drag him down. Finished with four tackles (three solo) and a team-high two passes defended...**Vs. Dallas (Oct. 16):** Was inactive due to a groin injury sustained in practice the day before the game...**Vs. Houston (Dec. 4):** Started as the third CB and played 63 of 66 snaps, recording five tackles (four solo) and two passes defended. Broke up a short pass from QB Brock Osweiler on third down in the first quarter intended for WR DeAndre

AT A GLANCE ...

- Saw action in 13 games with a career-best 10 starts (four at LCB, six as the third CB) and posted 41 tackles (35 solo), an interception and 11 passes defended in 2016.
- Played in 14 games with four starts (two at LCB, two at RCB) in 2015, and his two interceptions (one returned for a TD) were tied for No. 3 on the team and tied for No. 4 among NFL rookies.
- Recorded two interceptions vs. St. Louis in Week 5 (2015), becoming the first Green Bay rookie to do so since Casey Hayward had two at Houston on Oct. 14, 2012. Returned the first interception 45 yards for a TD, becoming the first Packers rookie to record a pick-six since S Marques Anderson in 2002 (vs. Detroit, Nov. 10).
- Played one season of college football and was named the Mid-American Conference Defensive Player of the Year and first-team All-MAC.
- Started all 12 games in 2014 and tied the school single-season record for interceptions with seven, while also registering 72 tackles (53 solo), four tackles for a loss, a forced fumble, 16 passes defended and a defensive touchdown.
- Played basketball for four seasons at Miami (Ohio) and ranked second in school history and 12th in conference history in steals (214). Finished his career ranked fourth at Miami in career assists (391), seventh in games started (106) and ninth in minutes played (3,448).
- Attended Wilmington (Ohio) High School, where he was a four-year letterwinner in basketball and football, serving as a team captain for five seasons between the two sports. Was inducted into Wilmington High School's Hall of Fame after his senior year.

Hopkins to force a Houston punt. Later in the quarter, dove to make a breakup of a pass from Osweiler to Hopkins near the sideline...**Vs. Seattle (Dec. 11):** Started as the third CB and played all 71 snaps, posting a career-high seven tackles (all solo), an interception and two passes defended. Early in the third quarter, made an interception as he got both feet in bounds in the end zone and hauled in a pass from QB Russell Wilson intended for WR Doug Baldwin that was deflected by CB LaDarius Gunter...**At Chicago (Dec. 18):** Started as the third CB and played 65 of 66 snaps, finishing with six tackles (all solo) and two passes defended...**At Detroit (Jan. 1):** Played 23 snaps, departing the game late in the third quarter after sustaining a neck injury/concussion as he attempted to break up a pass near the sideline. Posted a solo tackle...**At Atlanta (NFC Championship, Jan. 22):** Returned to action, appearing on 19 plays on defense and 15 on special teams. Posted a solo tackle on defense.

2015: Played in 14 games with four starts (two at LCB, two at RCB)...Was inactive for two contests, one due to a neck injury and the other as a healthy scratch...Posted 35 tackles (25 solo), a sack, two interceptions (one for a TD) and nine passes defended...Was tied for No. 3 on the team in INTs and tied for No. 4 among NFL rookies... Added seven tackles on special teams...Played in both postseason games with one start and posted a solo tackle and a pass defended...**Vs. St. Louis (Oct. 11):** Posted two interceptions, the first Green Bay rookie to do so since Hayward had two at Houston on Oct. 14, 2012. Late in the

first quarter, picked off QB Nick Foles' pass intended for TE Jared Cook and returned the interception 45 yards for a TD, the first rookie to record a pick-six since Anderson in 2002. Sealed the win with his second INT of the afternoon on a third-and-goal from the 7 with less than 30 seconds remaining. Was lined up in the slot against WR Stedman Bailey, passing Bailey off and jumping in front of WR Tavon Austin to make the pick... **At Denver (Nov. 1):** Played five snaps on special teams, but left the game early in the second quarter with a neck injury and did not return. Tied for the team lead with two special teams tackles, including a stop of WR Emmanuel Sanders for just a 1-yard gain on a first-quarter punt return... **Vs. Detroit (Nov. 15):** Played 17 snaps on special teams and one on defense. Got down the field to down P Tim Masthay's 44-yard punt at the Detroit 3 midway through the second quarter... **Vs. Chicago (Nov. 26):** Played 27 snaps and posted a solo tackle, a sack, a QB pressure and two passes defended. Early in the third quarter, came off the right edge and shook off a block from T Charles Leno Jr. to get to QB Jay Cutler for an 11-yard sack on third down, the first sack of his career. On a third-and-5 with just over four minutes remaining in the first quarter, slipped in coverage but popped right back up to break up and nearly intercept Cutler's pass intended for Zach Miller... **At Detroit (Dec. 3):** Saw increased time on defense with Randall sidelined (hamstring), starting the first game of his career at LCB as the team opened in the nickel. Appeared on 39 plays and posted six tackles (three solo) and a pass defended. Dove to break up QB Matthew Stafford's pass over the middle intended for WR Corey Fuller early in the second quarter... **At Oakland (Dec. 20):** Started at LCB and played 73 of 77 snaps. Posted six tackles (five solo) and a career-high three passes defended. Made a leaping left-handed deflection of QB Derek Carr's pass intended for WR Michael Crabtree in the end zone on third-and-goal from the 5 on the opening play of the second quarter, forcing Oakland to settle for a FG. Added a tackle on special teams... **At Arizona (Dec. 27):** Opened at RCB and played 49 snaps, finishing with five tackles (four solo)... **Vs. Minnesota (Jan. 3):** Started at RCB and played 32 snaps, recording an assisted tackle. Helped limit QB Teddy Bridgewater to a career-low 99 yards passing and a 45.7 passer rating... **At Washington (NFC Wild Card, Jan. 10):** Started at RCB and posted a solo tackle and a pass defended before departing the game late in the first half due to a quad injury, an injury that would sideline him for the remainder of the game. Came in low and delivered a punishing hit on WR Jamison Crowder to break up a pass in the flat from QB Kirk Cousins on third-and-2... **2015 Draft:** Selected by the Packers in the second round with the No. 62 overall choice, the 12th defensive back picked overall in the draft.

COLLEGE: Played basketball for four seasons at Miami (Ohio) before playing one season of football... Earned his degree in sports studies... **Senior season (2014):**

Named the Mid-American Conference Defensive Player of the Year and first-team All-MAC... Became the first Red-Hawk to earn MAC Defensive POY honors since LB Clayton Mullins in 2007... Started all 12 games, registering 72 tackles (53 solo), seven INTs, four tackles for a loss, a forced fumble, 16 passes defended and a defensive TD... Tied for the most INTs in a single season in school history... Led the conference and ranked No. 3 nationally in INTs... Finished No. 2 on the team with 53 solo tackles and tied for No. 1 with nine pass breakups... Registered his first career INT vs. Eastern Kentucky (Sept. 6)... Named MAC East Defensive Player of the Week after recording six tackles (four solo) and an INT at Michigan (Sept. 13)... Tied for the team lead with eight tackles (four solo) and hauled in a career-best two INTs, with his first INT resulting in a TD on the ensuing drive at Cincinnati (Sept. 20)... Was tied for the team lead with a career-high nine tackles (seven solo) vs. Western Michigan (Nov. 1)... Registered six tackles (four solo) and matched his career high with two INTs vs. Ohio (Nov. 25), returning one interception 27 yards for his first career TD... Earned MAC East Defensive POW for his performance... **(2010-14):** Played basketball for four seasons at Miami (Ohio) and ranked second in school history and 12th in conference history in steals (214)... Finished his career ranked fourth at Miami in assists (391), seventh in games started (106) and ninth in minutes played (3,448)... Became the only player in school history to twice register seven steals in a game... Owns four of the top six single-game steal marks at Miami... Earned Miami's Richard Shrider Defensive Player of the Year award three times... Posted five or more steals in 12 games and five or more assists in 28 games... Served as a co-captain in his final two seasons... Played in and started all 31 games as a senior in 2013-14, averaging 6.9 points per game, 3.9 rebounds per game and 3.9 assists per game... Tallied the third-most steals (73) in a single season in school history... Started 28 of 31 games played as a junior in 2012-13 and averaged 5.2 ppg and 3.0 rpg, while leading the team with 122 assists on the season... Ranked among conference leaders in steals (1.9, 4th), assists (3.9, 6th) and assist/turnover ratio (1.7, 6th)... As a sophomore, played in all 30 games, making 28 starts... Ranked sixth in the conference in steals (1.6 per game)... Made 19 starts in 24 games played in 2010-11 and became the first freshman to start in the school's season opener since 2003-04... Led the RedHawks in steals (35) despite missing nine games due to injury... Earned the team's Arthur & Olga Adkins Newcomer of the Year award, the Dr. Terry Hunt Free Throw Award and was the first freshman to be named the Richard Shrider Defensive Player of the Year since the award's inception in 1968.

PERSONAL: Given name Quentin Benjamin Frederick Rollins... Nicknamed "Q"... Born in Wilmington, Ohio... Single... Has a 6-year-old daughter, Quinlyn... Great-uncle, Mike Wilson, played offensive tackle for the Cincinnati

MOST DIVISION TITLES, 1995-2016

| | | |
|-----------|-------------------------|--|
| 16 | New England | AFC East 1996-97, 2001, '03-07, '09-16 |
| 12 | Green Bay | ...NFC Central 1995-97, NFC North 2002-04, '07-'11-'14, '16 |
| 11 | Pittsburgh | AFC Central 1995-97, 2001; AFC North 2002, '04, '07-'08, '10, '14, '16 |
| 10 | Indianapolis | AFC East 1999; AFC South 2003-07, '09-'10, '13-14 |
| 9 | Seattle | AFC West 1999; NFC West 2004-07, '10, '13-'14, '16 |
| 8 | Denver | AFC West 1996, '98, 2005, '11-15 |
| 7 | Dallas | NFC East 1995-96, '98, 2007, '09, '14, '16 |
| 6 | Philadelphia | NFC East 2001-04, '06, '10, '13 |
| 6 | Carolina | NFC West 1996; NFC South 2003, '08, '13-15 |
| 5 | Atlanta | NFC West 1998; NFC South 2004, '10, '12, '16 |
| 5 | Kansas City | AFC West 1995, '97, 2003, '10, '16 |
| | San Diego/L.A. Chargers | AFC West 2004, '06-09 |
| | Minnesota | NFC Central 1998, 2000; NFC North 2008-09, '15 |
| | N.Y. Giants | NFC East 1997, 2000, '05, '08, '11 |
| | San Francisco | NFC West 1995, '97, 2002, '11-12 |

| | | |
|---|---------------------|--|
| 4 | Baltimore | AFC North 2003, '06, '11-12 |
| | Chicago | NFC Central 2001; NFC North 2005-06, '10 |
| | Cincinnati | AFC North 2005, '09, '13-'15 |
| | Houston | AFC South 2011-12, '15-16 |
| | New Orleans | NFC West 2000; NFC South 2006, '09, '11 |
| | Tampa Bay | NFC Central 1999; NFC South 2002, '05, '07 |
| 3 | Arizona | NFC West 2008-09, '15 |
| | St. Louis/L.A. Rams | NFC West 1999, 2001, '03 |
| | Oakland | AFC West 2000-02 |
| | Tennessee | AFC Central 2000; AFC South 2002, '18 |
| | Washington | NFC East 1999, 2002, '15 |

Bengals (1978-85) and the Seattle Seahawks (1986-89)... Played in the 2015 Senior Bowl, where he roomed with Randall... **High school:** Attended Wilmington (Ohio) High School, where he was a four-year letterwinner in basketball and football... Inducted into Wilmington High School's Hall of Fame after his senior year... Served as a team captain for three years in football and two years in basketball... Was a three-time first-team all-conference selection in football and was named the 2009 Fort Ancient Valley Conference co-Athlete of the Year... Played running back and defensive back, and also returned punts... Helped the basketball team win three straight conference titles in his four years as well

as district and sectional titles as a junior... Earned all-state recognition three times in basketball, first-team honors as a senior, third-team honors as a junior and honorable mention as a sophomore... Was a four-time first-team All-FAVC selection and earned FAVC Player of the Year as a sophomore and a senior... Twice named first-team All-Southwest District and was the 2010 Southwest District Player of the Year after averaging 19.5 ppg, 4.0 rpg, 2.6 spg and 2.5 apg as a senior... **Community involvement:** Signed autographs to raise money for The Salvation Army... Visited elementary schools and volunteered for Youth Day while in college... Residence: Wilmington, Ohio.

QUINTEN ROLLINS' PRO STATISTICS

| Year | Team | —Tackles— | | | | | | | Interceptions | | | | | Fumbles | | |
|-------------------------------|-----------|-----------|-----------|-----------|-----------|-----------|----------|-----------|---------------|-----------|------------|----------|-----------|----------|----------|----------|
| | | GP | GS | Tot | Solo | Asst | Sk | Yds | No | Yds | Lg | TD | PD | FF | FR | Yds |
| 2015 | Green Bay | 14 | 4 | 35 | 25 | 10 | 1 | 11 | 2 | 48 | 45t | 1 | 9 | 0 | 0 | 0 |
| 2016 | Green Bay | 13 | 10 | 41 | 35 | 6 | 0 | 0 | 1 | 0 | 0 | 0 | 11 | 0 | 0 | 0 |
| NFL totals (two years) | | 27 | 14 | 76 | 60 | 16 | 1 | 11 | 3 | 48 | 45t | 1 | 20 | 0 | 0 | 0 |

| Year | Team | —Tackles— | | | | | | | Interceptions | | | | | Fumbles | | |
|-------------------|-----------|-----------|----------|----------|----------|----------|----------|----------|---------------|----------|----------|----------|----------|----------|----------|----------|
| | | GP | GS | Tot | Solo | Asst | Sk | Yds | No | Yds | Lg | TD | PD | FF | FR | Yds |
| 2015 | Green Bay | 2 | 1 | 1 | 1 | 0 | 0 | 0 | 0 | 0 | 0 | 0 | 1 | 0 | 0 | 0 |
| 2016 | Green Bay | 1 | 0 | 1 | 1 | 0 | 0 | 0 | 0 | 0 | 0 | 0 | 0 | 0 | 0 | 0 |
| Postseason | | 3 | 1 | 2 | 2 | 0 | 0 | 0 | 0 | 0 | 0 | 0 | 1 | 0 | 0 | 0 |

Additional statistics: Career interceptions — Nick Foles (2), Russell Wilson. Career sacks — Jay Cutler. Special teams tackles — 7 in 2015.

NFL debut: at Chicago, 9/13/15
First NFL start: at Detroit, 12/3/15
First interception: vs. St. Louis, 10/11/15 (N.Foles)
First sack: vs. Chicago, 11/26/15 (J.Cutler)
Touchdowns (1): vs. St. Louis, 10/11/15, 45-yard INT return (N.Foles)

CAREER TRANSACTIONS

- 2015 Selected by Green Bay Packers in the second round (62nd overall) of '15 NFL Draft, May 1... Signed first contract, May 11.

| ROLLINS' SINGLE-GAME CAREER HIGHS | |
|--|------------------------|
| Tackles | |
| Total | 7, vs. Sea. (12/11/16) |
| Solo | 7, vs. Sea. (12/11/16) |
| Interceptions 2, vs. StL (10/11/15) | |
| Sacks 1, vs. Chi. (11/26/15) | |
| Passes Defensed 3, at Oak. (12/20/15) | |

QUINTEN ROLLINS GAME-BY-GAME

2015, GREEN BAY

| Date | Opp | GP | GS | Tot | So | As | Sk | Yd | Int | Yd | Lg | TD | PD | FF | FR |
|-------------------|----------|-----------|----------|-----------|-----------|-----------|----------|-----------|-------------------|-----------|------------|----------|----------|----------|----------|
| 09/13 | at Chi-W | 1 | 0 | 0 | 0 | 0 | 0 | 0 | 0 | 0 | 0 | 0 | 0 | 0 | 0 |
| 09/20 | Sea-W | | | | | | | | (inactive) | | | | | | |
| 09/28 | KC-W | 1 | 0 | 3 | 2 | 1 | 0 | 0 | 0 | 0 | 0 | 0 | 1 | 0 | 0 |
| 10/04 | at SF-W | 1 | 0 | 2 | 1 | 1 | 0 | 0 | 0 | 0 | 0 | 0 | 0 | 0 | 0 |
| 10/11 | StL-W | 1 | 0 | 2 | 2 | 0 | 0 | 2 | 48 | 45t | 1 | 2 | 0 | 0 | 0 |
| 10/18 | SD-W | 1 | 0 | 2 | 2 | 0 | 0 | 0 | 0 | 0 | 0 | 0 | 0 | 0 | 0 |
| 11/01 | at Den-L | 1 | 0 | 0 | 0 | 0 | 0 | 0 | 0 | 0 | 0 | 0 | 0 | 0 | 0 |
| 11/08 | at Car-L | | | | | | | | (inactive — neck) | | | | | | |
| 11/15 | Det-L | 1 | 0 | 1 | 0 | 1 | 0 | 0 | 0 | 0 | 0 | 0 | 0 | 0 | 0 |
| 11/22 | at Min-W | 1 | 0 | 2 | 1 | 1 | 0 | 0 | 0 | 0 | 0 | 0 | 0 | 0 | 0 |
| 11/26 | Chi-L | 1 | 0 | 1 | 1 | 0 | 1 | 1 | 1 | 1 | 0 | 0 | 2 | 0 | 0 |
| 12/03 | at Det-W | 1 | 1 | 6 | 3 | 3 | 0 | 0 | 0 | 0 | 0 | 0 | 1 | 0 | 0 |
| 12/13 | Dal-W | 1 | 0 | 4 | 4 | 0 | 0 | 0 | 0 | 0 | 0 | 0 | 0 | 0 | 0 |
| 12/20 | at Oak-W | 1 | 1 | 6 | 5 | 1 | 0 | 0 | 0 | 0 | 0 | 3 | 0 | 0 | 0 |
| 12/27 | at Ari-L | 1 | 1 | 5 | 4 | 1 | 0 | 0 | 0 | 0 | 0 | 0 | 0 | 0 | 0 |
| 01/03 | Min-L | 1 | 1 | 1 | 0 | 1 | 0 | 0 | 0 | 0 | 0 | 0 | 0 | 0 | 0 |
| '15 TOTALS | | 14 | 4 | 35 | 25 | 10 | 1 | 11 | 2 | 48 | 45t | 1 | 9 | 0 | 0 |
| 01/10 | at Was-W | 1 | 1 | 1 | 0 | 1 | 0 | 0 | 0 | 0 | 0 | 0 | 1 | 0 | 0 |
| 01/16 | at Ari-L | 1 | 0 | 0 | 0 | 0 | 0 | 0 | 0 | 0 | 0 | 0 | 0 | 0 | 0 |
| PLAYOFFS | | 2 | 1 | 1 | 0 | 0 | 0 | 0 | 0 | 0 | 0 | 1 | 0 | 0 | 0 |

•NFL Wild Card Playoff; •NFL Divisional Playoff

2016, GREEN BAY

| Date | Opp | GP | GS | Tot | So | As | Sk | Yd | Int | Yd | Lg | TD | PD | FF | FR |
|-------------------|----------|-----------|-----------|-----------|-----------|----------|----------|----------|------------------------------|----------|----------|----------|-----------|----------|----------|
| 09/11 | at Jax-W | 1 | 1 | 2 | 1 | 1 | 0 | 0 | 0 | 0 | 0 | 0 | 0 | 2 | 0 |
| 09/18 | at Min-L | 1 | 1 | 1 | 0 | 1 | 0 | 0 | 0 | 0 | 0 | 0 | 0 | 0 | 0 |
| 09/25 | Det-W | 1 | 1 | 1 | 0 | 1 | 0 | 0 | 0 | 0 | 0 | 0 | 0 | 0 | 0 |
| 10/09 | NYG-W | 1 | 1 | 4 | 3 | 1 | 0 | 0 | 0 | 0 | 0 | 0 | 2 | 0 | 0 |
| 10/16 | Dal-L | | | | | | | | (inactive — groin) | | | | | | |
| 10/20 | Chi-W | | | | | | | | (inactive — groin) | | | | | | |
| 10/30 | at Atl-L | | | | | | | | (inactive — groin) | | | | | | |
| 11/06 | Ind-L | 1 | 1 | 2 | 2 | 0 | 0 | 0 | 0 | 0 | 0 | 0 | 0 | 0 | 0 |
| 11/13 | at Ten-L | 1 | 1 | 1 | 1 | 0 | 0 | 0 | 0 | 0 | 0 | 0 | 0 | 0 | 0 |
| 11/20 | at Was-L | 1 | 0 | 5 | 4 | 1 | 0 | 0 | 0 | 0 | 0 | 0 | 0 | 0 | 0 |
| 11/28 | at Phi-W | 1 | 0 | 3 | 3 | 0 | 0 | 0 | 0 | 0 | 0 | 0 | 0 | 1 | 0 |
| 12/04 | Hou-W | 1 | 1 | 5 | 4 | 1 | 0 | 0 | 0 | 0 | 0 | 0 | 2 | 0 | 0 |
| 12/11 | Sea-W | 1 | 1 | 7 | 7 | 0 | 0 | 0 | 1 | 0 | 0 | 0 | 2 | 0 | 0 |
| 12/18 | at Chi-W | 1 | 1 | 6 | 6 | 0 | 0 | 0 | 0 | 0 | 0 | 0 | 2 | 0 | 0 |
| 12/24 | Min-W | 1 | 1 | 3 | 3 | 0 | 0 | 0 | 0 | 0 | 0 | 0 | 0 | 0 | 0 |
| 01/01 | at Det-W | 1 | 0 | 1 | 1 | 0 | 0 | 0 | 0 | 0 | 0 | 0 | 0 | 0 | 0 |
| '16 TOTALS | | 13 | 10 | 41 | 35 | 6 | 0 | 0 | 1 | 0 | 0 | 0 | 11 | 0 | 0 |
| 01/08 | NYG-W | | | | | | | | (inactive — neck/concussion) | | | | | | |
| 01/15 | at Dal-W | | | | | | | | (inactive — neck/concussion) | | | | | | |
| 01/22 | at Atl-L | 1 | 0 | 1 | 1 | 0 | 0 | 0 | 0 | 0 | 0 | 0 | 0 | 0 | 0 |
| PLAYOFFS | | 1 | 0 | 1 | 1 | 0 | 0 | 0 | 0 | 0 | 0 | 0 | 0 | 0 | 0 |

•NFL Wild Card Playoff; •NFL Divisional Playoff; •NFL Championship

JAKE RYAN

LINEBACKER | MICHIGAN

Third NFL Season | Third Packers Season



Ht: 6-2 | Wt: 240 | Born: February 27, 1992 | NFL Games Played/Started: 28/15 | Acquired: D4-15

PRO HIGHLIGHTS:

➤ Played in 14 games with 10 starts in 2016 and ranked No. 2 on the team with 84 tackles (58 solo). Added seven tackles for a loss, three passes defended, four QB pressures and three QB hits.

➤ Started all three postseason games last season and was tied for No. 2 on the team with 16 tackles (10 solo).

➤ Led the team with a career-best (including regular season) 11 tackles (seven solo) in the 2016 NFC Wild Card victory over the N.Y. Giants.

➤ Played in 14 games with five starts as a rookie in '15, opening at BLB for the final five contests. Registered 47 tackles (32 solo) and a fumble recovery on defense and six tackles on special teams.

➤ Started both postseason games in '15 and recorded 10 tackles (seven solo).

➤ Made the first start of his career at Detroit in Week 13, leading the team with nine tackles (eight solo) and registering his first career fumble recovery.

➤ Selected by Green Bay in the fourth round of the 2015 NFL Draft with the No. 129 overall selection. Was the 27th player the Packers have drafted from the University of Michigan and the first since LB John Anderson in 1978 (first round, 26th overall). Joins Anderson as the only Michigan LBs ever drafted by Green Bay.

2016 SEASON: Played in 14 games with a career-high 10 starts and ranked No. 2 on the team with a career-best 84 tackles (58 solo)...Added seven tackles for a loss, three passes defended, four QB pressures and three QB hits...Was inactive for two games (ankle)...Part of a run defense that ranked No. 8 in the league in rushing yards allowed per game (94.7) and No. 7 in runs of 10-plus yards allowed (37)...Started all three postseason games and was tied for No. 2 on the team with 16 tackles (10 solo)...Added three passes defended, a QB hit and a QB pressure...

At Jacksonville (Sept. 11): Finished with eight tackles (four solo) and his first career pass defended. Broke up a short pass over the middle from QB Blake Bortles intended for WR Allen Hurns in the second quarter. Helped limit the Jaguars to just 48 yards rushing on 26 carries (1.8 avg.), the first time they had rushed for 48 or fewer yards on 25-plus attempts since Nov. 14, 1999 (vs. Baltimore, 47 yards on 26 attempts)...**At Minnesota (Sept. 18):** Registered a team-high nine tackles (six solo) and a pass defended. Stopped RB Adrian Peterson for a 2-yard loss on a run early in the third quarter. Helped limit Peterson to just 19 yards on 12 carries (1.6 avg.), tied for the fourth-lowest yardage total of Peterson's career, with a long of 5 yards...**Vs. Detroit (Sept. 25):** Recorded eight tackles (five solo), including a tackle for a loss in the third quarter when he sprinted up the field to bring down RB Dwayne Washington for a 3-yard loss on a reception in the flat. Added a QB pressure...**Vs. N.Y. Giants (Oct. 9):** Tallied six tackles (five solo), including a tackle for a loss. Helped limit the Giants to just 43 yards rushing on 15 carries (2.9 avg.), bringing Green Bay's four-game total to just 171

AT A GLANCE ...

- Set career highs with 10 starts and 84 tackles (No. 2 on the team) in 2016.
- Started all three postseason games in 2016 and was tied for No. 2 on the team with 16 tackles (10 solo).
- Played in 14 games with five starts as a rookie, opening at BLB for the final five contests. Registered 47 tackles (32 solo) and a fumble recovery on defense and six tackles on special teams.
- Started both postseason games in '15 and recorded 10 tackles (seven solo).
- Served as a team captain for his final two seasons and was a three-time winner (2012-14) of the Roger Zatkoff Award, given to Michigan's top LB. He is the only player to win the award, which was established in 1991, three times.
- Earned the Bo Schembechler Award, given to the team's most valuable player, in 2014.
- Named first-team All-Big Ten by the coaches and media in 2014 and second-team All-Big Ten (media and Phil Steele's College Football) and honorable mention (coaches) in 2012.
- Finished his collegiate career with 267 tackles (166 solo), 9½ sacks, 45½ tackles for a loss (No. 6 in school history), seven forced fumbles (tied for No. 2 in school history), three fumble recoveries, an interception and seven passes defended.

rushing yards allowed, the second-fewest allowed by an NFL team in the first four games of a season since individual stats began to be recorded in 1933, behind only the 157 yards allowed by the 1995 San Francisco 49ers...

At Atlanta (Oct. 30): Matched his career high with a team-leading 10 tackles (career-best 10 solo). Posted two tackles for a loss, with the stops coming on back-to-back plays in the second quarter on runs by RBs Terron Ward and Devonta Freeman...**Vs. Indianapolis (Nov. 6):** Posted a team-high nine tackles (eight solo), a QB pressure, a QB hit and a pass defended. Came up to tackle RB Frank Gore for a 3-yard loss on a fourth-quarter run. Added a tackle on special teams...**At Tennessee (Nov. 13):** Was limited to just two snaps on special teams after sustaining an ankle injury on Green Bay's punt after its first possession...**Vs. Houston (Dec. 4):** Returned to action after missing two games, starting and posting four tackles (two solo), including a tackle for a loss, two QB pressures and two QB hits. Knifed through the defense to get into the backfield and tackle RB Lamar Miller for a 4-yard loss on a run late in the first quarter. Came up the middle to hit QB Brock Osweiler as he got rid of the ball to RB Alfred Blue, who was brought down for a 9-yard loss by DT Letroy Guion after making the catch. Left the game late in the first quarter after reinjuring his ankle, but did return...**At Chicago (Dec. 18):** Ranked No. 2 on the team with eight tackles (six solo). Added two QB pressures and a QB hit...**At Detroit (Jan. 1):** Registered a team-high seven tackles (four solo)...**Vs. N.Y. Giants (NFC Wild Card, Jan. 8):** Finished with a team-high 11 tackles (seven solo). Also tied for the team lead with three passes defended. Late in the third quarter, broke up QB Eli Manning's pass intended for TE Will Tye in the flat on second down, helping force a punt two plays later. Early

in the fourth quarter, ran down the middle of the field with WR Odell Beckham Jr. and broke up Manning's deep pass.

2015: Played in 14 games with five starts, opening at BLB for the final five contests...Registered 47 tackles (32 solo) and a fumble recovery on defense and six tackles on special teams...Was inactive for two contests due to a hamstring injury (Weeks 4-5)...Started both postseason games and recorded 10 tackles (seven solo)...**At Chicago (Sept. 13):** Appeared on 14 plays on special teams in his NFL debut, pacing the team with three tackles...**Vs. Kansas City (Sept. 28):** Registered a tackle on special teams and saw the first action of his career on defense, playing four snaps before departing in the fourth quarter due to a hamstring injury...**At Carolina (Nov. 8):** Appeared on 38 snaps and posted six tackles (four solo). Midway through the fourth quarter, got into the backfield along with a swarm of other tacklers and brought down RB Jonathan Stewart for a 7-yard loss...**At Detroit (Dec. 3):** Started the first NFL game of his career, opening at BLB and appearing on 49 plays. Led the team with nine tackles (eight solo), including a tackle for a loss, and registered the first fumble recovery of his career. Came up and dove on QB Matthew Stafford's fumble forced by LB Julius Peppers' sack at the Detroit 12, giving Green Bay prime field position that set up an 8-yard TD pass three plays later from QB Aaron Rodgers to WR Davante Adams that narrowed Detroit's lead to 20-14. Brought down RB Juique Bell for a 1-yard loss on a run late in the fourth quarter...**At Oakland (Dec. 20):** Started at BLB and played 53 snaps. Led the linebackers with eight tackles (all solo)...**At Arizona (Dec. 27):** Opened at BLB for the fourth straight game and led the linebackers with six tackles (two solo). Helped provide running room for P Tim Masthay on the left side with his blocking on a fake punt in the second quarter as Masthay ran for 7 yards on a fourth-and-2 run...**Vs. Minnesota (Jan. 3):** Started at BLB and played 39 snaps, leading the linebackers with a season-high 10 tackles (six solo)...**At Washington (NFC Wild Card, Jan. 10):** Started and played 28 snaps, finishing with four tackles (two solo). Stopped RB Alfred Morris for no gain on first-and-goal from the 1 midway through the first quarter as part of a critical goal-line stand. Early in the third quarter, tackled RB Pierre Thomas for a 4-yard loss on a run...**At Arizona (NFC Divisional, Jan. 16):** Started and appeared on 41 plays, finishing with six tackles (five solo). Helped limit the Cardinals to just 40 yards rushing on 19 attempts (2.1 avg.) with a long run of 8 yards...**2015 Draft:** Selected by the Packers in the fourth round with the No. 129 overall choice, the 18th linebacker picked in the draft.

COLLEGE: Started 41 of 46 games played, appearing at inside linebacker as a senior after spending his first three seasons at outside linebacker and defensive end...Was a three-time winner (2012-14) of the Roger Zatkoff Award, given to Michigan's top LB...Became the only player to win the award, established in 1991, three times...Finished his career tied for No. 2 in school history with seven forced fumbles...Finished No. 6 on Michigan's all-time career tackles-for-a-loss list with 45½...Tallied double-digit tackles in 10 career games, tied with Tom McKee (1970-72) for No. 12 in school history...Played in the East-West Shrine Game and earned the Pat Tillman Award, which is presented to the player who best exemplifies intelligence, sportsmanship and service...Earned his degree in sociology at Michigan...**Senior season (2014):** Started all 12 games played in his first season at inside linebacker and was named first-team All-Big Ten by the coaches and media...Elected as a team captain for the second consecutive season...Set career highs and led the team in tackles (112) and solo tackles (67) while also recording a team-high 14 tackles for a loss, two sacks, two forced fumbles and an INT...Finished with a career-best seven double-digit-tackle games, which tied Calvin O'Neal (1975), Sam Sword (1998) and Paul Girsch (1981) for No. 7 on Michigan's single-season list...Registered a team-high 11 tackles (10 solo), including 2½ tackles for a loss, and a career-best two forced fumbles vs. Indiana (Nov. 1)...Tied for the team lead with a career-best 14 tackles (six solo) vs. Maryland (Nov. 22)...**Junior season (2013):** Named a team captain but missed the first five games of the season due to an ACL injury suffered in spring practice...Played in the final eight games of the season, starting five at SAM linebacker...Recorded 30 tackles (23 solo), 4½ tackles for a loss and one pass defended...Earned the Roger Zatkoff Award for the second consecutive year, joining Jarrett Irons (1995-96), Sword (1997-98) and David Harris (2005-06) as the only two-time winners since the award was established in 1991...Part of a defense that only allowed three 100-yard rushers all season...Tied for No. 2 on the team with four solo tackles, including a tackle for a loss vs. Ohio State (Nov. 30)...**Sophomore season (2012):** Started all 13 games, opening 11 contests at SAM LB and two at DE...Led the team in total tackles (88), solo stops (56), tackles for a loss (16, No. 3 in the Big Ten), sacks (4½) and forced fumbles (four)...Tied Mike Taylor (1971), LaMarr Woodley (2006) and Shawn Crable (2007) for the school single-season record in forced fumbles...Earned second-team All-Big Ten honors (media and *Phil Steele's College Football*) and honorable mention (coaches)...Prior to game vs. Air Force (Sept. 8), switched from No. 90 to No. 47 for the remainder of his career in honor of Michigan

LOWEST-DRAFTED PACKERS PRO BOWLERS, 1939-2016

| Drafted | Player | Pro Bowls |
|----------------|----------------------|---------------------|
| 1956 (17, 200) | Bart Starr | 4 (1960-62, 66) |
| 1973 (12, 308) | Larry McCarren | 2 (1982-83) |
| 1987 (10, 255) | Don Majkowski | 1 (1989) |
| 1990 (6, 159) | Bryce Paup | 1 (1994) |
| 1992 (6, 157) | Mark Chmura | 3 (1995, 97-98) |
| 1994 (5b, 149) | Dorsey Levens | 1 (1997) |
| 1995 (5b, 170) | Travis Jervey | 1 (1997) |
| 1997 (6, 208) | Marco Rivera | 3 (2002-04) |
| 1999 (7b, 213) | Donald Driver | 4 (2002, 06-07, 10) |
| 2000 (5a, 149) | Kabeer Gbaja-Biamila | 1 (2003) |
| 2002 (5a, 156) | Aaron Kampman | 2 (2006-07) |
| 2004 (7, 251) | Scott Wells | 1 (2011) |

UNDRAFTED FREE AGENT PACKERS PRO BOWLERS

| Name | Pro Bowls | Signed |
|-----------------|------------------------|--------|
| Clarke Hinkle | 2 (1938, 40) | 1932 |
| Larry Hutson | 3 (1940-42) | 1935 |
| Carl Mulleneaux | 1 (1940) | 1938 |
| Willie Wood | 7 (1962, 64-67, 69-70) | 1960 |
| Bob Brown | 1 (1972) | 1966 |
| Paul Coffman | 3 (1982-84) | 1978 |
| Sam Shields | 1 (2014) | 2010 |

- Includes players drafted or signed by Green Bay
- Years represent the season in which the player was selected, not the year the game was played. Other than in 1940 and 1942, the Pro Bowl has been played in January and February following the regular season. The first game was played following the 1938 season.
- The list does not include Packers who played in the game following the 1939 season. As the 1939 NFL champion, the Packers played the Pro All-Stars and their entire roster participated.
- Hinkle and Hutson were signed before there was an NFL draft.

football legend Bennie Oosterbaan...Went on to lead the team in both tackles (then-career-high 11) and solo stops (seven) against the Falcons...Earned Big Ten Defensive Player of the Week honors after tying then-career high with 11 tackles (seven solo), including 3½ tackles for a loss, as well as 1½ sacks and a forced fumble vs. Illinois (Oct. 13)...Recorded a double-digit tackle total (10, eight solo) for the second straight week and a sack to earn CollegeSportsMadness.com Big Ten Defensive Player of the Week honors vs. Michigan State (Oct. 20)...**Redshirt freshman season (2011):** Started 11 of 13 games played, with 10 starts coming at SAM LB and one at DE...Recorded 37 tackles (20 solo), 11 tackles for a loss (No. 2 on the team), three sacks (tied for No. 5 on the team), two fumble recoveries and a forced fumble...Started at DE and had a season-best seven tackles, including six solo tackles that tied for the team lead vs. Virginia Tech (Sugar Bowl, Jan. 3)...Added a sack and tied the Sugar Bowl record with a season-high four stops for a loss.

PERSONAL: Given name Jacob William Ryan...Born in Fairview, Ohio...Single...His brother, Connor, was a wide receiver at Ball State...His father, Tim, played WR at Wake Forest (1980-84)...His grandfather, Francis Sweeney, was a defensive tackle at Xavier and for the Saskatchewan Roughriders of the Canadian Football League...**High school:** Attended St. Ignatius High School in Cleveland, Ohio, where he was a part of a state championship team as a junior...Played linebacker and fullback...Earned All-Ohio honors and was named co-Northeast District Defensive Player of the Year as a senior...Registered 104 tackles, 26 tackles for a loss, eight sacks, four passes defended and two fumble recoveries in his final season...**Community involvement:** Helped build a playground at Shippy Park in Pulaski, Wis., as part of the NFL/United Way Hometown Huddle...Participated in autograph signings to benefit The Salvation Army and the Jerry Parins Cruise for Cancer...Visited Mott Children's Hospital and the U.S. Veterans Medical Center in Ann Arbor while in college...Residence: Cleveland, Ohio.

JAKE RYAN'S PRO STATISTICS

| Year | Team | GP | GS | —Tackles— | | | | | Interceptions | | | | | Fumbles | | | | |
|-------------------------------|-----------|-----------|-----------|------------|-----------|-----------|----------|----------|---------------|----------|----------|----------|----------|----------|----------|----------|----------|----------|
| | | | | Tot | Solo | Asst | Sk | Yds | No | Yds | Lg | TD | PD | FF | FR | Yds | | |
| 2015 | Green Bay | 14 | 5 | 47 | 32 | 15 | 0 | 0 | 0 | 0 | 0 | 0 | 0 | 0 | 0 | 0 | 1 | 0 |
| 2016 | Green Bay | 14 | 10 | 84 | 58 | 26 | 0 | 0 | 0 | 0 | 0 | 0 | 0 | 3 | 0 | 0 | 0 | 0 |
| NFL totals (two years) | | 28 | 15 | 131 | 90 | 41 | 0 | 0 | 0 | 0 | 0 | 0 | 3 | 0 | 1 | 0 | 0 | 0 |

| Year | Team | GP | GS | —Tackles— | | | | | Interceptions | | | | | Fumbles | | | | |
|-------------------|-----------|----------|----------|-----------|-----------|----------|----------|----------|---------------|----------|----------|----------|----------|----------|----------|----------|----------|----------|
| | | | | Tot | Solo | Asst | Sk | Yds | No | Yds | Lg | TD | PD | FF | FR | Yds | | |
| 2015 | Green Bay | 2 | 2 | 10 | 7 | 3 | 0 | 0 | 0 | 0 | 0 | 0 | 0 | 0 | 0 | 0 | 0 | 0 |
| 2016 | Green Bay | 3 | 3 | 16 | 10 | 6 | 0 | 0 | 0 | 0 | 0 | 0 | 3 | 0 | 0 | 0 | 0 | 0 |
| Postseason | | 5 | 5 | 26 | 17 | 9 | 0 | 0 | 0 | 0 | 0 | 0 | 3 | 0 | 0 | 0 | 0 | 0 |

Additional statistics: Special teams tackles — 6 in 2015, 1 in 2016; NFL total: 7.

NFL debut: at Chicago, 9/13/15
First NFL start: at Detroit, 12/3/15

CAREER TRANSACTIONS

■ 2015 Selected by Green Bay Packers in the fourth round (129th overall) of '15 NFL Draft, May 2...Signed first contract, May 8.

RYAN'S SINGLE-GAME CAREER HIGHS

Tackles

Total*10,
vs. Min. (1/3/16) and at Atl. (10/30/16)

Solo10, at Atl. (10/30/16)

* Posted 11 total tackles in '16 playoffs vs. N.Y. Giants, 1/8/17

JAKE RYAN GAME-BY-GAME

2015, GREEN BAY

| Date | Opp | GP | GS | Tot | So | As | Sk | Yd | Int | Yd | Lg | TD | PD | FF | FR |
|-------------------|----------|-----------|----------|-----------|-----------|-----------|----------|----------|----------|----------|----------|----------|----------|----------|----------|
| 09/13 | Chi-W | 1 | 0 | 0 | 0 | 0 | 0 | 0 | 0 | 0 | 0 | 0 | 0 | 0 | 0 |
| 09/20 | Sea-W | 1 | 0 | 0 | 0 | 0 | 0 | 0 | 0 | 0 | 0 | 0 | 0 | 0 | 0 |
| 09/28 | KC-W | 1 | 0 | 1 | 0 | 1 | 0 | 0 | 0 | 0 | 0 | 0 | 0 | 0 | 0 |
| 10/04 | at SF-W | | | | | | | | | | | | | | |
| 10/11 | StL-W | | | | | | | | | | | | | | |
| 10/18 | SD-W | 1 | 0 | 0 | 0 | 0 | 0 | 0 | 0 | 0 | 0 | 0 | 0 | 0 | 0 |
| 11/01 | at Den-L | 1 | 0 | 1 | 0 | 1 | 0 | 0 | 0 | 0 | 0 | 0 | 0 | 0 | 0 |
| 11/08 | at Car-L | 1 | 0 | 6 | 4 | 2 | 0 | 0 | 0 | 0 | 0 | 0 | 0 | 0 | 0 |
| 11/15 | Det-L | 1 | 0 | 0 | 0 | 0 | 0 | 0 | 0 | 0 | 0 | 0 | 0 | 0 | 0 |
| 11/22 | at Min-W | 1 | 0 | 0 | 0 | 0 | 0 | 0 | 0 | 0 | 0 | 0 | 0 | 0 | 0 |
| 11/26 | Chi-L | 1 | 0 | 0 | 0 | 0 | 0 | 0 | 0 | 0 | 0 | 0 | 0 | 0 | 0 |
| 12/03 | at Det-W | 1 | 1 | 9 | 8 | 1 | 0 | 0 | 0 | 0 | 0 | 0 | 0 | 0 | 1 |
| 12/13 | Dal-W | 1 | 1 | 6 | 3 | 3 | 0 | 0 | 0 | 0 | 0 | 0 | 0 | 0 | 0 |
| 12/20 | at Oak-W | 1 | 1 | 8 | 0 | 0 | 0 | 0 | 0 | 0 | 0 | 0 | 0 | 0 | 0 |
| 12/27 | at Ari-L | 1 | 1 | 6 | 2 | 4 | 0 | 0 | 0 | 0 | 0 | 0 | 0 | 0 | 0 |
| 01/03 | Min-L | 1 | 1 | 10 | 6 | 4 | 0 | 0 | 0 | 0 | 0 | 0 | 0 | 0 | 0 |
| '15 TOTALS | | 14 | 5 | 47 | 32 | 15 | 0 | 0 | 0 | 0 | 0 | 0 | 0 | 0 | 1 |
| 01/10 | at Was-W | 1 | 1 | 4 | 2 | 2 | 0 | 0 | 0 | 0 | 0 | 0 | 0 | 0 | 0 |
| 01/16 | at Ari-L | 1 | 1 | 6 | 5 | 1 | 0 | 0 | 0 | 0 | 0 | 0 | 0 | 0 | 0 |
| PLAYOFFS | | 2 | 2 | 10 | 7 | 3 | 0 | 0 | 0 | 0 | 0 | 0 | 0 | 0 | 0 |

'NFC Wild Card Playoff; 'NFC Divisional Playoff

2016, GREEN BAY

| Date | Opp | GP | GS | Tot | So | As | Sk | Yd | Int | Yd | Lg | TD | PD | FF | FR |
|-------------------|----------|-----------|-----------|-----------|-----------|-----------|----------|----------|----------|----------|----------|----------|----------|----------|----------|
| 09/11 | at Jax-W | 1 | 1 | 8 | 4 | 4 | 0 | 0 | 0 | 0 | 0 | 0 | 1 | 0 | 0 |
| 09/18 | at Min-L | 1 | 1 | 9 | 6 | 3 | 0 | 0 | 0 | 0 | 0 | 0 | 1 | 0 | 0 |
| 09/25 | Det-W | 1 | 1 | 8 | 5 | 3 | 0 | 0 | 0 | 0 | 0 | 0 | 0 | 0 | 0 |
| 10/09 | NYG-W | 1 | 1 | 6 | 5 | 1 | 0 | 0 | 0 | 0 | 0 | 0 | 0 | 0 | 0 |
| 10/16 | Dal-L | 1 | 0 | 6 | 4 | 2 | 0 | 0 | 0 | 0 | 0 | 0 | 0 | 0 | 0 |
| 10/20 | Chi-W | 1 | 1 | 5 | 3 | 2 | 0 | 0 | 0 | 0 | 0 | 0 | 0 | 0 | 0 |
| 10/30 | at Ari-L | 1 | 1 | 10 | 10 | 0 | 0 | 0 | 0 | 0 | 0 | 0 | 0 | 0 | 0 |
| 11/06 | Ind-L | 1 | 1 | 9 | 8 | 1 | 0 | 0 | 0 | 0 | 0 | 0 | 1 | 0 | 0 |
| 11/13 | at Ten-L | 1 | 0 | 0 | 0 | 0 | 0 | 0 | 0 | 0 | 0 | 0 | 0 | 0 | 0 |
| 11/20 | at Was-L | | | | | | | | | | | | | | |
| 11/28 | at Phi-W | | | | | | | | | | | | | | |
| 12/04 | Hou-W | 1 | 1 | 4 | 2 | 2 | 0 | 0 | 0 | 0 | 0 | 0 | 0 | 0 | 0 |
| 12/11 | Sea-W | 1 | 0 | 3 | 0 | 3 | 0 | 0 | 0 | 0 | 0 | 0 | 0 | 0 | 0 |
| 12/18 | at Chi-W | 1 | 1 | 8 | 6 | 2 | 0 | 0 | 0 | 0 | 0 | 0 | 0 | 0 | 0 |
| 12/24 | Min-W | 1 | 1 | 1 | 1 | 0 | 0 | 0 | 0 | 0 | 0 | 0 | 0 | 0 | 0 |
| 01/01 | at Det-W | 1 | 0 | 7 | 4 | 3 | 0 | 0 | 0 | 0 | 0 | 0 | 0 | 0 | 0 |
| '16 TOTALS | | 14 | 10 | 84 | 58 | 26 | 0 | 0 | 0 | 0 | 0 | 0 | 3 | 0 | 0 |
| 01/08 | NYG-W | 1 | 1 | 11 | 7 | 4 | 0 | 0 | 0 | 0 | 0 | 0 | 0 | 3 | 0 |
| 01/15 | at Dal-W | 1 | 1 | 2 | 1 | 0 | 0 | 0 | 0 | 0 | 0 | 0 | 0 | 0 | 0 |
| 01/22 | at Atl-L | 1 | 1 | 2 | 1 | 0 | 0 | 0 | 0 | 0 | 0 | 0 | 0 | 0 | 0 |
| PLAYOFFS | | 3 | 3 | 16 | 10 | 6 | 0 | 0 | 0 | 0 | 0 | 0 | 3 | 0 | 0 |

'NFC Wild Card Playoff; 'NFC Divisional Playoff; 'NFC Championship

JASON SPRIGGS

TACKLE | INDIANA

Second NFL Season | Second Packers Season



Ht: 6-6 Wt: 301 | Born: May 17, 1994 | NFL Games Played/Started: 16/2 | Acquired: D2-16



PRO HIGHLIGHTS:

➤ Played in all 16 games with two starts (at right guard) as a rookie in 2016. Also saw time at both tackle spots last season.

➤ Was the only Green Bay rookie on the offensive side of the ball to appear in all 16 regular-season contests last season.

➤ Selected by the Packers in the second round of the 2016 NFL Draft with the No. 48 overall selection, a choice acquired from the Indianapolis Colts in a trade for Green Bay's second-round (No. 57), fourth-round (No. 125) and seventh-round (No. 248) picks.

2016 SEASON: Played in all 16 games with two starts (at RG), seeing action on offense and on special teams (extra points and field goals)...Also saw time at both tackle spots...Appeared in all three postseason games...**Vs. N.Y. Giants (Oct. 9):** Saw his first action as a pro on offense, appearing on five snaps as an extra lineman on the right side...**Vs. Dallas (Oct. 16):** Played 18 offensive snaps as he took over at RT for an injured Bryan Bulaga (back) midway through the fourth quarter. Recovered a fumble by QB Aaron Rodgers on a sack late in the fourth quarter to retain possession for the Packers...**At Tennessee (Nov. 13):** Played the final 24 offensive snaps at LT, coming in for an injured David Bakhtiari (knee) in the third quarter. It marked his first action at the position in an NFL regular-season game...**At Washington (Nov. 20):** Appeared on 31 snaps on offense, taking over at RG for an injured Don Barclay (shoulder) to start the second half. Played 27 snaps at RG before moving over to LT for Bakhtiari (coach's decision) for the final four plays...**At Philadelphia (Nov. 28):** Made his first NFL start, opening at RG with T.J. Lang (foot) sidelined and Barclay (shoulder) limited. Played all 71 snaps, protecting Rodgers as the line didn't allow a sack and provided time for him to complete 30 of 39 passes for 313 yards and two TDs for a 116.7 passer rating. The zero-sack game came against an Eagles defense that entered the contest ranked No. 7 in the league in sacks with 26. Was part of an offense that converted 10 of 14 third downs, a 71.4 conversion rate that was the best by an NFL team on the season and the best by Green Bay since at Minnesota on Oct. 27, 2013 (13 of 18, 72.2 percent)...**Vs. Houston (Dec. 4):** Started at RG for the second straight game and played all 58 snaps. Was part of a line that allowed just one sack of Rodgers on the afternoon. Helped give Rodgers time to complete 20 of 30 passes for 209 yards and two TDs with no INTs for a 108.9 rating, his third straight game with a 100-plus rating...**At Atlanta (NFC Championship, Jan. 22):** Played the final 30 snaps on offense, with 25 of them at RG in place of an injured Lang (foot), after he took over for him late in the third quarter. Kicked out to RT for the final five plays after Bulaga left the game (concussion evaluation)...**2016 Draft:** Selected by the Packers in the second round (No. 48 overall), a choice acquired from the Indianapolis Colts in a trade for Green Bay's second-round (No. 57), fourth-round (No. 125) and seventh-round (No. 248) picks.

AT A GLANCE ...

- Played in all 16 games with two starts (at right guard) as a rookie in 2016. Also saw time at both tackle spots last season.
- Was the only Green Bay rookie on the offensive side of the ball to appear in all 16 regular-season contests last season.
- Named first-team All-America by the Football Writers Association of America (FWAA) and *Phil Steele's College Football* as a senior at Indiana. Also received the Hoosiers' Chris Dal Sasso Award (outstanding lineman) and was the first Outland Trophy semifinalist in school history.
- Set a school true-freshman record for an offensive lineman by starting all 12 games at LT in 2012. Earned Big Ten All-Freshman team recognition from ESPN.com and BTN.com.
- Selected by the Packers in the second round of the 2016 NFL Draft with the No. 48 overall selection, a choice acquired from the Indianapolis Colts in a trade for Green Bay's second-round (No. 57), fourth-round (No. 125) and seventh-round (No. 248) picks.

COLLEGE: Played in 48 career games with 47 starts at left tackle during his four seasons at Indiana...Majored in liberal studies with a history minor...**Senior season (2015):** Served as a team captain and started all 13 games at left tackle...Received IU's Chris Dal Sasso Award (outstanding lineman) and was the first Outland Trophy semifinalist in school history...Named first-team All-America by the Football Writers Association of America (FWAA) and *Phil Steele's College Football*, second-team All-America by the Walter Camp Football Foundation and *Sporting News*, third-team All-America by *The Associated Press* and honorable mention All-America by *Sports Illustrated*...Along with G Dan Feeney, became the school's first pair of offensive linemen to earn All-America honors in the same season...Part of a team that appeared in the Pinstripe Bowl at Yankee Stadium, the 10th bowl appearance in school history and the first since the 2007 Insight Bowl...Allowed only two sacks on 475 pass attempts...Finished with 79 knock-downs while playing a team-high 1,074 snaps...Part of a line that tied for No. 7 in the nation by allowing just 13 sacks...Helped the offense set single-season school records with 475 total points, 6,556 total yards, 3,820 passing yards, 337 first downs and 168 passing first downs...Part of a unit that ended the season No. 1 in the Big Ten in total offense, passing offense and scoring, while placing second in rushing offense...Helped the Hoosiers lead the conference in scoring offense for the first time since the Big Ten began using the entire season to determine the statistical champion in 1985...Helped the Hoosiers become the first team since Ohio State in 1995 to lead the conference in total offense, passing offense and scoring...Part of an offense the became the fourth in college football to have a 3,500-yard passer, a pair of 1,000-yard running backs and a 1,000-yard receiver in the same season...Served as a game captain six times...Named the team's offensive player of the week after he blocked for a running game that racked up 307 net rushing yards on 55 attempts (5.6 avg.) as part of a 527-yard offensive effort in a 48-41 double-overtime loss vs. Michigan (Nov. 14)...**Junior season (2014):** Saw action in 11 games, making 10 starts at left tackle...Named

honorably mention All-Big Ten by the media...Gave up two sacks on 689 snaps and recorded 45 knockdowns...Part of an offense that set the school single-season record with 3,163 rushing yards and ranked No. 5 in the Big Ten with 405.0 total yards per game...Helped the offense finish No. 9 in the nation and No. 3 in the Big Ten with 263.6 rushing yards per game...Blocked for RB Tevin Coleman, who became the 18th player in FBS history to rush for 2,000 yards...**Sophomore season (2013):** Started all 12 games at LT and was selected honorable mention All-Big Ten by the coaches and media...Part of an offensive line that surrendered one sack every 26.1 pass attempts, No. 3 in the Big Ten...Part of an offense that set single-season school records for total yards per game (508.5), points per game (38.4), passing touchdowns (36) and total TDs (62)...Helped the Hoosier offense average 300-plus passing yards and 200-plus rushing yards in the same season for the first time in school history...Served as the backup long snapper...Was named the team's Offensive Player of the Week in the 56-36 win vs. Purdue (Nov. 30)...**Freshman season (2012):** Set a school record for an offensive lineman by starting all 12 games at LT as a true freshman...Named honorable mention All-Big Ten by the coaches and media, honorable mention Freshman All-American by CollegeFootballNews.com, Big Ten All-Freshman team by ESPN.com and BTN.com and second-team All-Big Ten by 247Sports.com...Recorded a team-high 80 knockdowns and gave up just two sacks on 961 snaps...Part of an of-

fensive line that led the Big Ten by allowing just one sack every 31.8 pass attempts...Member of an offense that led the conference in passing yards (311.2) and finished No. 2 in total offense (442.0) and No. 4 in scoring offense (30.8)...Was the backup long snapper.

PERSONAL: Given name Jason Michael Spriggs... Born in Chicago, Ill. ...Single...His sister, Samantha, played lacrosse at Trine University (Ind.)...**High school:** Played T, TE, DE and LS during his time at Concord High School (Elkhart, Ind.)...Named Indiana Class 5A all-state (defensive line) by AP and Indiana Football Coaches Association (IFCA) Top 50 (offensive line) in 2011...Was a first-team *Elkhart Truth* selection as an offensive lineman in 2011 and as a defensive lineman in 2010...Served as a team captain and was named Concord's most valuable offensive lineman (2011) and defensive lineman (2010 and 2011)...Earned IFCA all-state honors as a junior...Selected all-conference as an offensive and defensive lineman in both 2010 and 2011...Started for three years and recorded 58 tackles, seven sacks, 19 tackles for a loss, three forced fumbles, three passes broken up and three fumble recoveries, one of which he returned for a touchdown...Also lettered four years in both basketball and lacrosse and two years in track and field...**Community involvement:** Was part of the United Way's annual Hometown Huddle project in 2016, helping to build a new ice rink in Algoma, Wis. ...Residence: Elkhart, Ind.

JASON SPRIGGS' PRO GAMES PLAYED/STARTED

| Year | Team | GP | GS |
|-------------------|-----------|----------|----------|
| 2016 | Green Bay | 16 | 2 |
| Postseason | | 3 | 0 |

Additional statistics: *Miscellaneous tackles* — 1 in 2016. *Miscellaneous fumble recoveries* — 1 in 2016.

NFL debut: at Jacksonville, 9/11/16
First NFL start: at Philadelphia, 11/28/16

CAREER TRANSACTIONS

- 2016 Selected by Green Bay Packers in the second round (48th overall) of '16 NFL Draft, April 28 (pick obtained from Indianapolis Colts for Packers' second-round, fourth-round and seventh-round selections)...Signed first contract, May 9.

MODERN INSTANT REPLAY "CHALLENGE" SYSTEM, BY THE NUMBERS

After being first introduced in 1999 as a referee replay review to aid officiating, the instant-replay system was extended on a one-year basis in 2000 before being approved for the next three years through 2003. It was later extended on a five-year basis in March 2004, and then finally installed permanently in March 2007.

Plays can either be reviewed by an on-site NFL replay official or on behalf of a coach's challenge. The following is a look at the results of instant replay over the past 18 regular seasons:

| Season | Games | Total Replay | | Coaches' | |
|--------------|--------------|--------------|--------------|--------------|--|
| | | Reviews | Challenges | Reversals | |
| 1999 | 248 | 195 | 133 | 57 | |
| 2000 | 248 | 247 | 179 | 84 | |
| 2001 | 248 | 258 | 191 | 89 | |
| 2002 | 256 | 294 | 208 | 94 | |
| 2003 | 256 | 255 | 184 | 66 | |
| 2004 | 256 | 283 | 233 | 88 | |
| 2005 | 256 | 295 | 223 | 92 | |
| 2006 | 256 | 311 | 237 | 107 | |
| 2007 | 256 | 327 | 250 | 122 | |
| 2008 | 256 | 315 | 229 | 117 | |
| 2009 | 256 | 328 | 228 | 126 | |
| 2010 | 256 | 361 | 252 | 133 | |
| 2011 | 256 | 390 | 209 | 172 | |
| 2012 | 256 | 435 | 157 | 170 | |
| 2013 | 256 | 423 | 183 | 185 | |
| 2014 | 256 | 439 | 165 | 161 | |
| 2015 | 256 | 415 | 201 | 176 | |
| 2016 | 256 | 345 | 168 | 149 | |
| TOTAL | 4,584 | 5,916 | 3,630 | 2,188 | |

LANE TAYLOR

GUARD | OKLAHOMA STATE

Fifth NFL Season | Fifth Packers Season



Ht: 6-3 Wt: 324 | Born: November 22, 1989 | NFL Games Played/Started: 46/18 | Acquired: FA-13



PRO HIGHLIGHTS:

- Started a career-high 16 games at LG last season, one of three Green Bay linemen (David Bakhtiari, Bryan Bulaga) to open every game in 2016.
- Was part of a line that helped the offense rank in the top 10 in several categories last season, including points per game (No. 4, 27.0), yards per game (No. 8, 368.8) and first downs (No. 7, 349).
- Made his first career starts in 2015, opening at RG at Detroit in Week 13 in place of an injured T.J. Lang and at LG in Week 17 vs. Minnesota with Josh Sitton sliding to LT in place of an injured Bakhtiari.
- Appeared in all 16 games in 2014, seeing limited action on offense at both guard spots and as an extra lineman, and on special teams. Also played in both playoff contests.
- One of three rookie free agents to make Green Bay's opening-day roster in 2013, he went on to appear in 10 games that season.
- Played primarily on special teams but also saw limited action at right guard in his first season.
- Signed with the Packers as an undrafted free agent on May 10, 2013.

2016 SEASON: Started all 16 games at LG, one of three Green Bay linemen (Bakhtiari, Bulaga) to open every contest...Was part of a line that helped the Packers rank in the top 10 in the NFL in points per game (No. 4, 27.0), yards per game (No. 8, 368.8), passing yards per game (No. 7, 262.4), yards per carry (No. 7, 4.55), third-down conversions (No. 2, 46.7), first downs (No. 7, 349), time of possession (No. 5, 31:14) and giveaways (t-No. 8, 17)...Also started all three postseason contests...**Vs. Detroit (Sept. 25):** Helped to clear the way for RB Eddie Lacy's season-high 103 yards rushing on just 17 carries (6.1 avg.). Also protected Rodgers as he threw four TD passes, with all of them coming in the first half...**Vs. Chicago (Oct. 20):** Started and appeared on all 87 plays, helping the offense record season highs for first downs (32) and time of possession (39:36). The first-down total was tied for the second-best single-game mark in franchise history and the time of possession was the best mark by Green Bay since Oct. 27, 2013, at Minnesota (40:54). Protected Rodgers as he completed a franchise-record 39 passes, including 10-plus passes to three different players (WRs Davante Adams, Randall Cobb and Ty Montgomery), only the second time in NFL history (New England Patriots, Nov. 13, 1994) that a team had accomplished that feat in a game...**At Philadelphia (Nov. 28):** Protected Rodgers as the line didn't allow a sack and provided time for him to complete 30 of 39 passes for 313 yards and two TDs for a 116.7 passer rating. The zero-sack game came against an Eagles defense that entered the contest ranked No. 7 in the league in sacks with 26. Part of an offense that converted 10 of 14 third downs, a 71.4 conversion rate that was the best by an NFL team on the season...**Vs. Seattle (Dec. 11):** Helped protect Rodgers as he completed 18 of 23 passes for 246 yards and three TDs with no INTs for a 150.8 passer rating, the fourth-highest rating of his career. Part

AT A GLANCE ...

- Started a career-high 16 games at LG last season, one of three Green Bay linemen (David Bakhtiari, Bryan Bulaga) to open every game in 2016.
- Made his first career starts in 2015, opening at RG at Detroit in Week 13 in place of an injured T.J. Lang and at LG in Week 17 vs. Minnesota with Josh Sitton sliding to LT in place of an injured Bakhtiari.
- Played in all 16 contests in 2014, seeing limited action on offense at both guard spots and as an extra lineman, and on special teams.
- Was one of three rookie free agents to make Green Bay's opening-day roster in 2013.
- A four-year letterman at Oklahoma State, he played in 50 games with 47 starts at right guard during his career.
- Was a unanimous first-team All-Big 12 selection by the conference's coaches as a senior in 2012 and also earned first-team all-conference recognition from *The Associated Press*.

of a line that allowed just one sack, the third straight game with either one or zero sacks allowed, Green Bay's longest streak since a four-game stretch to end the 2014 season...**At Chicago (Dec. 18):** Started and played 59 of 61 snaps, missing the final two offensive plays due to a hip injury. Was part of an offense that racked up a season-best 451 total yards, highlighted by a season-high 226 yards rushing and three TDs on just 23 carries (9.8 avg.). The average of 9.8 yards per carry was the best in franchise history (since 1940) in games with 20-plus attempts, topping the previous high of 9.2 yards per carry at Washington on Oct. 10, 2010 (17 carries for 157 yards). The average per carry was also the second-best mark by an NFL team since the 1970 AFL-NFL merger among teams with 20-plus attempts behind only the 11.0-yard average posted by the Cincinnati Bengals (37-407) vs. Denver on Oct. 22, 2000. Helped clear holes for Montgomery to rush for a career-high 162 yards and two TDs on 16 attempts (10.1 avg.), the best yardage output by a Green Bay player since RB Samkon Gado's 171-yard outing vs. Detroit on Dec. 11, 2005...**At Detroit (Jan. 1):** Helped the offense post 448 yards and 28 first downs as the Packers registered their fourth straight 30-point game, tied for the second-longest single-season streak in team history, and their fourth consecutive zero-giveaway game, tying the franchise record. Protected Rodgers as he was sacked just once on the evening and threw for 300 yards and four TDs on 27-of-39 passing with no INTs, his team-record seventh straight game without an INT. Helped clear holes for Green Bay's 153 yards rushing on 31 carries (4.9 avg.), the second-highest yardage output on the ground by the Packers on the season, with three players rushing for 40-plus yards...**Vs. N.Y. Giants (NFC Wild Card, Jan. 8):** Part of a line that helped protect Rodgers as he completed 25 of 40 passes for 362 yards and four TDs with no INTs for a 125.2 rating. Helped the offense post its fifth straight game with 30-plus points, the longest streak by the Packers (including playoffs) since a seven-game streak in 1963. Also part of an offense that did not turn the ball over for the fifth straight game, the longest streak in team annals (including playoffs)...**At Dallas (NFC Divisional, Jan. 15):** Protected Rodgers as he became just the second QB in NFL history (Drew Brees,

2011) to throw for 350-plus yards in back-to-back games in a single postseason with 355 yards and two TDs on 28-of-43 passing. Part of an offense that posted 27 first downs, the third most by the Packers in a playoff game, and 413 total yards. Helped the offense rack up 34 points, the first time Green Bay had posted back-to-back 30-point games in the postseason since the 1996 playoffs (three straight).

2015: Played in four games with two starts, opening one game at LG and another at RG...Dressed but did not play in three other contests...Was inactive (healthy scratch) for the other nine games...Appeared in both playoff contests on special teams... **At Detroit (Dec. 3):** Started the first game of his NFL career, opening at RG in place of an injured Lang (shoulder). Played all 67 snaps and helped protect Rodgers as he threw for 273 yards and two TDs with one INT on 24-of-36 passing... **At Arizona (Dec. 27):** Appeared on seven plays on offense, playing six snaps at LG in place of Sitton (coach's decision) and one for Lang at RG on Green Bay's two-point conversion in the third quarter... **Vs. Minnesota (Jan. 3):** Started at LG with Sitton moving to LT in place of an injured Bakhtiari (ankle). It marked the first start of his career at LG. Helped protect Rodgers as he threw for 291 yards and a TD on 28-of-44 passing.

2014: Played in all 16 regular-season games and both playoff contests...Saw limited action at both guard spots and as an extra lineman...Also saw time on special teams... **Vs. Minnesota (Oct. 2):** Saw the most significant action of his career on offense to that point, appearing on 10 snaps at LG for Sitton (coach's decision) with the Packers holding a big lead. Entered the game with just over 10 minutes remaining... **Vs. Carolina (Oct. 19):** Played nine snaps at LG for Sitton (coach's decision) in the fourth quarter after the veteran departed with the Packers leading, 38-10... **At New Orleans (Oct. 26):** Saw the most extensive action of his career to that point, taking over at RG for Lang (ankle) following the first series of the game. Played 63 of 68 offensive snaps, helping protect Rodgers on his way to 418 yards on 28-of-39 passing, the second-best yardage output of his career and tied for the third-best single-game total in team history... **Vs. Chicago (Nov. 9):** Played 23 snaps at RG in the second half in place of Lang with the Packers holding a big lead. Helped the Packers rush for 66 yards on 12 carries (5.5 avg.) in the fourth quarter... **Vs. Philadelphia (Nov. 16):** Came in for Lang (coach's decision) midway through the fourth quarter with the Packers holding a sizable lead, and played 12 snaps at RG.

2013: Appeared in 10 games in his first season, seeing time primarily on special teams but also limited action at right guard...Was a gameday inactive (healthy scratch) for six regular-season contests and the team's playoff game... **Vs. Detroit (Oct. 6):** Made his NFL debut, appearing on special teams... **At Minnesota (Oct. 27):** Saw the first action of his career on offense when he took one snap as an extra blocker in the backfield in the second quarter... **Vs. Philadelphia (Nov. 10):** Was pressed into action at right guard in the fourth quarter when injuries struck the offensive line. The unit lost starting C Evan Dietrich-Smith in the

second quarter and later RT Don Barclay in the fourth. Appeared on four offensive plays and also five snaps on special teams... **At Detroit (Nov. 28):** Played on special teams and also entered the game on offense late in the fourth quarter, taking a season-high nine snaps at RG... **2013 Draft:** Signed by Green Bay as an undrafted free agent on May 10.

COLLEGE: A four-year letterman for the Cowboys, he played in 50 games with 47 starts during his career at right guard...Keyed an offensive line that finished in the top 15 nationally in sacks allowed in all four of his seasons as a starter...Blocked for an offense that finished in the top three nationally in scoring in each of his final three seasons... Earned his degree in university studies... **Senior season (2012):** Was a unanimous first-team All-Big 12 selection by the coaches and also earned first-team All-Big 12 recognition from *The Associated Press*...Started all 13 games, did not allow a sack and surrendered just four quarterback pressures... Helped the offense lead the conference in scoring (45.7, No. 3 in the nation) and rank No. 2 in rushing offense (215.3) and total yards (547.0)...Led a line that allowed just 12 sacks on the season, No. 1 in the Big 12 and tied for No. 9 nationally... **Jr. season (2011):** Played in all 13 games and started the final 12 contests...Was recognized by the coaches and AP as honorable mention All-Big 12...Did not allow a sack and led a line that surrendered just 12 sacks in 13 games, a total that ranked No. 3 in the conference and tied for No. 11 nationally...Helped the offense average 48.7 points per game, the best mark in the Big 12 and second best in the nation...Protected QB Brandon Weeden as he passed for a school-record 4,727 yards, the second-highest total in FBS that season... Also helped Weeden set single-season school records for passing TDs (37), completions (408) and completion percentage (72.3)... **Sophomore season (2010):** Started all 13 games, helping the Cowboys finish third nationally in scoring offense (44.2) and total offense (520.2) and seventh nationally in sacks allowed (10)...All three marks also led the Big 12...Led a line that helped WR Justin Blackmon set single-season school records with 1,782 receiving yards and 20 TD catches...Earned team Offensive Lineman of the Week honors for his performance at Texas Tech (Oct. 16)... **Redshirt freshman season (2009):** Played in 11 games with 10 starts as a redshirt freshman in 2009...Helped the Cowboys lead the Big 12 in rushing for a fourth straight season (187.8 ypg)...Part of a line that allowed just 12 sacks, tied for No. 6 nationally...Made his first career start vs. Rice (Sept. 19).

PERSONAL: Given name Lane Dominick Taylor...Born in Arlington, Texas...He and his wife, Kasey, have three children... **High school:** Lettered two years in football and four years in track at Martin High School in Arlington, Texas... Earned Texas 5A honorable mention all-state honors from AP as a senior... **Community involvement:** Was part of the United Way's annual Hometown Huddle project in 2014, helping to build a new playground in Clintonville, Wis. ...Participated in the Green Bay Packers Golf Invitational in Kohler, Wis. ...Visited hospitals in the Stillwater area while he was in college...Residence: Stillwater, Okla.

LANE TAYLOR'S PRO GAMES PLAYED/STARTED

| Year | Team | GP | GS |
|--------------------------------|-----------|-----------|-----------|
| 2013 | Green Bay | 10 | 0 |
| 2014 | Green Bay | 16 | 0 |
| 2015 | Green Bay | 4 | 2 |
| 2016 | Green Bay | 16 | 16 |
| NFL totals (four years) | | 46 | 18 |
| Postseason | | 7 | 3 |

Inactive for Packers' game during 2013 playoffs

CAREER TRANSACTIONS

- 2013 Signed by Green Bay Packers as undrafted free agent, May 10.
- 2016 Signed contract extension, March 8.

Additional statistics: Miscellaneous tackles — 1 in 2016.

NFL debut: vs. Detroit, 10/6/13
First NFL start: at Detroit, 12/3/15

JOE THOMAS

LINEBACKER | SOUTH CAROLINA STATE

Third NFL Season | Third Packers Season



Ht: 6-1 Wt: 227 | Born: May 6, 1991 | NFL Games Played/Started: 30/7 | Acquired: FA-15 (PS-DAL)



PRO HIGHLIGHTS:

► In 2016, set career highs in games played (16), starts (seven), total tackles (77, No. 4 on the team), solo tackles (62) and passes defended (eight), while also registering the first interception and fumble recovery of his career.

► Recorded a career-best 10 tackles (all solo) in Week 14 vs. Seattle and matched it the next week with 10 tackles (eight solo) at Chicago.

► Played in all three 2016 postseason contests with two starts, tying for No. 4 on the team with 13 total tackles.

► Played in 14 games in 2015 and registered 24 tackles (16 solo), a sack, a forced fumble, five QB hits, four pressures and two passes defended. Added nine tackles on special teams, which was tied for No. 4 on the team.

► Played in both 2015 postseason contests and recorded eight tackles (seven solo).

► Was with the Packers during the 2015 offseason and preseason before being waived on Sept. 5, 2015. Was signed to Green Bay's 53-man roster on Sept. 21, 2015, from the Dallas Cowboys' practice squad.

► Entered the league with the Packers as an undrafted free agent in May 2014. Was on Green Bay's practice squad for the final eight games of the 2014 regular season and both playoff contests.

2016 SEASON: Played in all 16 games with seven starts and ranked No. 4 on the team with a career-high 77 tackles (62 solo), three tackles for a loss, two QB hits, two QB pressures, an interception, a fumble recovery and eight passes defended...Led the Green Bay LBs in passes defended...Posted two tackles on special teams...Also played in all three postseason games with two starts and posted 13 tackles (nine solo) and two passes defended...Added a tackle on special teams...**At Jacksonville (Sept. 11):** Played 25 snaps on defense and recorded three tackles (two solo) and his first career interception. The INT came on his first snap of the season when he picked off QB Blake Bortles' pass intended for WR Marqise Lee that was deflected by CB Quinten Rollins at the Jacksonville 41. On the play, initially came on a blitz up the middle before turning back to head up the field and make the interception, returning it 9 yards to help set up the Green Bay offense for its first score of the day. Was one of a host of defenders to bring down WR Allen Hurns for a 1-yard loss on fourth-and-1 with 23 seconds remaining to secure the 27-23 victory for Green Bay...**vs. Detroit (Sept. 25):** Played 38 snaps on defense and recorded three tackles (all solo). Led the defense with a career-high two passes defended. Added a tackle on special teams...**vs. N.Y. Giants (Oct. 9):** Posted two tackles (one solo) and a pass defended, jumping to make a deflection of QB Eli Manning's pass intended for WR Sterling Shepard in the fourth quarter on a third down to force a punt...**vs. Dallas (Oct. 16):** Played 10 snaps on defense and recorded an assisted tackle and his first career fumble recovery. Late in the first quarter, recovered a QB Dak Prescott fumble forced by LB Julius Peppers on a sack, catching the ball in the air and returning it 6

AT A GLANCE ...

- In 2016, set career highs in games played (16), starts (seven), total tackles (77, No. 4 on the team), solo tackles (62) and passes defended (eight), while also registering the first interception and fumble recovery of his career.
- Played in all three 2016 postseason contests with two starts, tying for No. 4 on the team with 13 total tackles.
- Was with the Packers during the 2015 offseason and preseason before being waived on Sept. 5, 2015. Was signed to Green Bay's 53-man roster on Sept. 21, 2015, from the Dallas Cowboys' practice squad and played in 14 games and both postseason contests.
- Entered the league with the Packers as an undrafted free agent in May 2014. Was on Green Bay's practice squad for the final eight games of the 2014 regular season and both playoff contests.
- Appeared in 41 games with 30 starts for South Carolina State in his four-year career and was named the 2013 Mid-Eastern Athletic Conference and Sheridan Broadcast Network Defensive Player of the Year as a senior.

yards to the Green Bay 30...**At Tennessee (Nov. 13):** Was a last-minute starter at ILB after Jake Ryan sustained an ankle injury covering Green Bay's first punt of the day. Played all 60 defensive snaps, joining S Ha Ha Clinton-Dix as the only Packers to do so, and registered seven tackles (four solo). Recovered Titans K Ryan Succop's surprise on-side kick on the opening kickoff of the game, giving Green Bay the ball at the Tennessee 49. Added a tackle on special teams...**At Washington (Nov. 20):** Started in place of an injured Ryan (ankle) and posted eight tackles (four solo). Early in the first quarter, came up the middle to bring down RB Robert Kelley for a 3-yard loss at the Washington 3...**At Philadelphia (Nov. 28):** Started and played all 59 snaps, his third straight game appearing on every defensive play. Registered five tackles (four solo), two QB pressures and two QB hits...**vs. Seattle (Dec. 11):** Started as the lone inside LB as the defense opened in dime, and played all 71 snaps. Led the team with a career-high 10 tackles (all solo)...**At Chicago (Dec. 18):** Started at ILB and matched his career high with a team-leading 10 tackles (eight solo). Added a pass defended...**vs. Minnesota (Dec. 24):** Started at ILB and played 66 snaps, leading the team in tackles for the third straight week with six stops (all solo). Added a pass defended. Early in the fourth quarter, wrapped up RB Jerick McKinnon for a 2-yard loss on a pass in the flat on third down to force a Minnesota punt...**At Detroit (Jan. 1):** Started at ILB, but was limited to just 15 snaps after leaving the game due to a back injury. Posted three tackles (two solo) and a pass defended. On Detroit's opening series, was matched up with WR Golden Tate in the slot and broke up QB Matthew Stafford's pass intended for Tate in the flat on third down, forcing a three-and-out by the Lions...**vs. N.Y. Giants (NFC Wild Card, Jan. 8):** Played 42 snaps on defense and registered two tackles (one solo) and a pass defended. Midway through the second quarter, dropped back to deflect Manning's pass intended for WR Victor Cruz over the middle on third down, forcing the Giants to settle for a FG...**At Dallas (NFC Divisional, Jan. 15):** Made his first career postseason start, recording two tackles (one solo), two QB pressures,

a QB hit and a pass defended. Added a tackle on special teams...**At Atlanta (NFC Championship, Jan. 22):** Started and played all 73 snaps, one of three Green Bay defenders to do so. Was tied for the team lead with nine tackles (seven solo).

2015: Played in 14 games and registered 24 tackles (16 solo), a sack, a forced fumble, five QB hits, four pressures and two passes defended...Added nine tackles on special teams, which was tied for No. 4 on the team...Played in both postseason contests and recorded eight tackles (seven solo)...**Vs. Kansas City (Sept. 28):** Made his NFL debut, playing 38 snaps on defense and 23 on special teams (second most on the team). Late in the first quarter, fought off a block from G Laurent Duvernay-Tardif to chase down QB Alex Smith as he avoided pressure in the pocket, bringing him down for a 2-yard sack to force a three-and-out, the first sack of his career. Finished with three tackles (all solo) on defense and added a tackle on special teams...

At San Francisco (Oct. 4): Forced a fumble in the second quarter, punching the ball out from TE Vance McDonald after he made a catch on a crossing route to the Green Bay 15. McDonald recovered, but the 49ers were forced to settle for a FG, their lone score of the afternoon. Added two solo tackles...**Vs. St. Louis (Oct. 11):** With just over nine minutes remaining and the Packers leading, 21-10, nearly picked off QB Nick Foles' pass intended for TE Lance Kendricks at the goal line, but the throw went off his hands and into the arms of a diving Clinton-Dix in the end zone for the turnover...**At Minnesota (Nov. 22):** Tied for the team lead with two tackles on special teams. Also played 22 snaps on defense, posting three tackles (one solo)...**Vs. Dallas (Dec. 13):** Played 19 snaps and recorded a pass defended, breaking up a pass over the middle intended for RB Darren McFadden late in the fourth quarter on fourth down to force a turnover on downs that gave Green Bay the ball at the Dallas 38...**At Washington (NFC Wild Card, Jan. 10):** Played 44 snaps on defense in his postseason debut, recording six tackles (five solo). Also played 19 snaps on special teams.

COLLEGE: Appeared in 41 games with 30 starts for the Bulldogs in his four-year career, compiling 271 tackles (188 solo), including 31 for a loss, 11½ sacks, nine passes defended, four INTs, two forced fumbles and three fumble recoveries...Earned a degree in business...**Senior season (2013):** Anchored a defense that ranked No. 1 in FCS 1-AA, and was named the 2013 Mid-Eastern Athletic Conference and Sheridan Broadcast Network Defensive Player of the Year...Started all 13 games in which he played and notched a team-high 115 tackles (82 solo), including 19 for a loss,

7½ sacks, five passes defended, an interception, a forced fumble and a fumble recovery...Also earned first-team all-conference honors...Recorded 12 tackles (11 solo), including five for a loss, a career-high three sacks and a pass defended in the win vs. Alabama A&M (Sept. 14)...Recorded a career-high 16 tackles (nine solo), the highest single-game total for the Bulldogs that year, a sack and a fumble recovery vs. Bethune-Cookman (Oct. 26)...Helped South Carolina State earn their 15th MEAC Championship, leading the Bulldogs to a 17-3 win at Norfolk State (Nov. 23) with 10 tackles (seven solo), including four for a loss, and a sack...**Junior season (2012):** Started the first six games of the season as the team's "Mike" linebacker, but had his season cut short after suffering an injury at North Carolina Central (Oct. 6)...Compiled 39 tackles (26 solo), five tackles for a loss, a sack, a pass defended and a forced fumble prior to the injury...Tallied a season-high 11 tackles (eight solo), including three for a loss and his first sack of the season, vs. Bethune-Cookman (Sept. 8)...Made 10 stops (eight solo) and forced a fumble at Arizona (Sept. 15)...**Sophomore season (2011):** Named the team's defensive MVP after he opened all 11 games at WLB for the Bulldogs defense...Finished second on the team with 100 tackles (67 solo), including five for a loss, 2½ sacks, a team-high three INTs and a fumble recovery...Made his first career start at Central Michigan (Nov. 1), recording 10 tackles (three solo) and his first career INT, which he returned 14 yards...Made 14 stops (seven solo) at Indiana (Sept. 17) and totaled 12 tackles (eight solo) at Norfolk State (Oct. 1)...Recorded 14 tackles (12 solo), including one for a loss, and an INT vs. Georgia State (Oct. 15)...**Redshirt freshman season (2010):** Played in 11 of 12 games, contributing mainly on special teams...Finished with 17 tackles (13 solo), including two for a loss, a pass defended and a fumble recovery.

PERSONAL: Given name Joe Lewis Thomas Jr. ... Born in Aiken, S.C. ...Single...His cousin, Troy Brown, played wide receiver for the New England Patriots from 1993-2007 and won three Super Bowls during his career...**High school:** Lettered four years as a running back at Blackville-Hilda High School in Blackville, S.C., earning all-state honors as a senior in 2008 and a junior in 2007... Named the Division 1A South Carolina Player of the Year after rushing for 1,976 yards and 31 TDs as a senior...Also earned three letters in basketball, two in soccer and two in track, where he competed in the 4x100-meter relay and threw the shot put...**Community involvement:** Volunteered at soup kitchens during his time at South Carolina State...Residence: Blackville, S.C.

THE COMPENSATORY SYSTEM

The Packers were awarded one compensatory draft selection from the league in 2017, a fifth-round choice. Since the first compensatory picks were awarded in 1994, only Baltimore (48) has received more than the Packers (38).

Under terms of the NFL Collective Bargaining Agreement, a team losing more or better compensatory free agents than it acquires in a year is eligible to receive compensatory draft picks.

The number of picks a team receives equals the net loss of compensatory free agents up to a maximum of four. The 32 compensatory choices announced every March supplement the original choices in the seven rounds of the NFL Draft.

Compensatory free agents are determined by a formula based on salary, playing time and postseason honors. The formula was developed by the NFL Management Council. Not every free agent lost or signed by a club is covered by this formula.

Teams were previously not allowed to trade compensatory players, although they were during the early years of the system. A rule change approved by clubs in 2015 permitted compensatory draft picks to be traded beginning again in the 2017 draft.

Because of that clause, the Packers acquired two compensatory choices in 1994 from San Francisco. In other words, Green Bay has actually drafted 40 compensatory players, but the league only has awarded the team 38.

MOST COMPENSATORY PICKS AWARDED, ALL-TIME (1994-2017) — 748 SELECTIONS

| | | | | | | | |
|----|------------------|----|--------------|----|---------------|----|-------------|
| 48 | Baltimore | 29 | Seattle | 19 | Arizona | 14 | N.Y. Jets |
| 38 | Green Bay | 28 | Buffalo | | Jacksonville | 13 | Cleveland |
| 37 | Dallas | | Cincinnati | | L.A. Chargers | 12 | Houston |
| 34 | New England | 23 | Kansas City | 18 | Atlanta | | Washington |
| 33 | L.A. Rams | | N.Y. Giants | | Tampa Bay | 10 | New Orleans |
| 32 | Pittsburgh | 22 | Indianapolis | 17 | Carolina | | |
| 30 | Philadelphia | 21 | Detroit | | Chicago | | |
| | San Francisco | 20 | Denver | | Minnesota | | |
| | Tennessee | | Miami | | Oakland | | |

JOE THOMAS' PRO STATISTICS

| Year | Team | GP | GS | —Tackles— | | | | Interceptions | | | | | Fumbles | | | |
|-------------------------------|-----------|-----------|----------|------------|-----------|-----------|----------|---------------|----------|----------|----------|----------|-----------|----------|----------|----------|
| | | | | Tot | Solo | Asst | Sk | Yds | No | Yds | Lg | TD | PD | FF | FR | Yds |
| 2015 | Green Bay | 14 | 0 | 24 | 16 | 8 | 1 | 2 | 0 | 0 | 0 | 0 | 2 | 1 | 0 | 0 |
| 2016 | Green Bay | 16 | 7 | 77 | 62 | 15 | 0 | 0 | 1 | 9 | 9 | 0 | 8 | 0 | 1 | 6 |
| NFL totals (two years) | | 30 | 7 | 101 | 78 | 23 | 1 | 2 | 1 | 9 | 9 | 0 | 10 | 1 | 1 | 6 |

| Year | Team | GP | GS | —Tackles— | | | | Interceptions | | | | | Fumbles | | | |
|-------------------|-----------|----------|----------|-----------|-----------|----------|----------|---------------|----------|----------|----------|----------|----------|----------|----------|----------|
| | | | | Tot | Solo | Asst | Sk | Yds | No | Yds | Lg | TD | PD | FF | FR | Yds |
| 2015 | Green Bay | 2 | 0 | 8 | 7 | 1 | 0 | 0 | 0 | 0 | 0 | 0 | 0 | 0 | 0 | 0 |
| 2016 | Green Bay | 3 | 2 | 13 | 9 | 4 | 0 | 0 | 0 | 0 | 0 | 0 | 2 | 0 | 0 | 0 |
| Postseason | | 5 | 2 | 21 | 16 | 5 | 0 | 0 | 0 | 0 | 0 | 0 | 2 | 0 | 0 | 0 |

Additional statistics: Career sacks — Alex Smith. Career interceptions — Blake Bortles. Special teams tackles — 9 in 2015, 2 in 2016, 1 in '16 playoffs; NFL total: 11.

NFL debut: vs. Kansas City, 9/28/15
First NFL start: at Tennessee, 11/13/16
First sack: vs. Kansas City, 9/28/15 (A.Smith)
First interception: at Jacksonville, 9/11/16 (B.Bortles)

CAREER TRANSACTIONS

- 2014 Signed by Green Bay Packers as undrafted free agent, May 12...Placed on injured reserve (knee), Aug. 26...Signed by Packers to practice squad, Nov. 3.
- 2015 Re-signed by Packers, Jan. 20...Waived by Packers, Sept. 5...Signed by Dallas Cowboys to practice squad, Sept. 8...Signed by Packers to active roster, Sept. 21.
- 2017 Re-signed by Packers as exclusive-rights free agent, March 20.

THOMAS' SINGLE-GAME CAREER HIGHS

Tackles
 Total 10,
 vs. Sea. (12/11/16) and at Chi. (12/18/16)
 Solo 10, vs. Sea. (12/11/16)

Sacks 1, vs. KC (9/28/15)

Interceptions 1, at Jax. (9/11/16)

JOE THOMAS GAME-BY-GAME

| 2015, GREEN BAY | | | | | | | | | | | | | | |
|-------------------|-----------|----------|-----------|-----------|----------|----------|----------|----------|----------|----------|----------|----------|----------|----------|
| Date | Opp | GP | GS | Tot | So | As | Yd | Int | Yd | Lg | TD | PD | FF | FR |
| 09/13 | at Chi-W | | | | | | | | | | | | | |
| (not with team) | | | | | | | | | | | | | | |
| 09/20 | Sea-W | | | | | | | | | | | | | |
| (not with team) | | | | | | | | | | | | | | |
| 09/28 | KC-W | 1 | 0 | 3 | 2 | 1 | 1 | 2 | 0 | 0 | 0 | 0 | 0 | 0 |
| 10/04 | at SF-W | 1 | 0 | 2 | 2 | 0 | 0 | 0 | 0 | 0 | 0 | 0 | 0 | 1 |
| 10/11 | StL-W | 1 | 0 | 0 | 0 | 0 | 0 | 0 | 0 | 0 | 0 | 0 | 1 | 0 |
| 10/18 | SD-W | 1 | 0 | 3 | 2 | 1 | 0 | 0 | 0 | 0 | 0 | 0 | 0 | 0 |
| 11/01 | at Den-L | 1 | 0 | 4 | 1 | 3 | 0 | 0 | 0 | 0 | 0 | 0 | 0 | 0 |
| 11/08 | at Car-L | 1 | 0 | 0 | 0 | 0 | 0 | 0 | 0 | 0 | 0 | 0 | 0 | 0 |
| 11/15 | Det-L | 1 | 0 | 1 | 1 | 0 | 0 | 0 | 0 | 0 | 0 | 0 | 0 | 0 |
| 11/22 | at Min-W | 1 | 0 | 3 | 1 | 2 | 0 | 0 | 0 | 0 | 0 | 0 | 0 | 0 |
| 11/26 | Chi-L | 1 | 0 | 2 | 2 | 0 | 0 | 0 | 0 | 0 | 0 | 0 | 0 | 0 |
| 12/03 | at Det-W | 1 | 0 | 2 | 2 | 0 | 0 | 0 | 0 | 0 | 0 | 0 | 0 | 0 |
| 12/13 | Dal-W | 1 | 0 | 0 | 0 | 0 | 0 | 0 | 0 | 0 | 0 | 1 | 0 | 0 |
| 12/20 | at Oak-W | 1 | 0 | 1 | 1 | 0 | 0 | 0 | 0 | 0 | 0 | 0 | 0 | 0 |
| 12/27 | at Ari-L | 1 | 0 | 1 | 1 | 0 | 0 | 0 | 0 | 0 | 0 | 0 | 0 | 0 |
| 01/03 | Min-L | 1 | 0 | 2 | 1 | 1 | 0 | 0 | 0 | 0 | 0 | 0 | 0 | 0 |
| '15 TOTALS | 14 | 0 | 24 | 16 | 8 | 1 | 2 | 0 | 0 | 0 | 0 | 2 | 1 | 0 |
| 01/10 | at Was-W | 1 | 0 | 6 | 5 | 1 | 0 | 0 | 0 | 0 | 0 | 0 | 0 | 0 |
| 01/16 | at Ari-L | 1 | 0 | 2 | 2 | 0 | 0 | 0 | 0 | 0 | 0 | 0 | 0 | 0 |
| PLAYOFFS | 2 | 0 | 8 | 7 | 1 | 0 | 0 | 0 | 0 | 0 | 0 | 0 | 0 | 0 |

*NFC Wild Card Playoff; *NFC Divisional Playoff

| 2016, GREEN BAY | | | | | | | | | | | | | | |
|-------------------|-----------|----------|-----------|-----------|-----------|----------|----------|----------|----------|----------|----------|----------|----------|----------|
| Date | Opp | GP | GS | Tot | So | As | Yd | Int | Yd | Lg | TD | PD | FF | FR |
| 09/11 | at Jax-W | 1 | 0 | 3 | 2 | 1 | 0 | 0 | 1 | 9 | 9 | 0 | 1 | 0 |
| 09/18 | at Min-L | 1 | 0 | 5 | 5 | 0 | 0 | 0 | 0 | 0 | 0 | 0 | 0 | 0 |
| 09/25 | Det-W | 1 | 0 | 3 | 3 | 0 | 0 | 0 | 0 | 0 | 0 | 0 | 2 | 0 |
| 10/09 | NYG-W | 1 | 0 | 2 | 1 | 1 | 0 | 0 | 0 | 0 | 0 | 0 | 1 | 0 |
| 10/16 | Dal-L | 1 | 0 | 0 | 0 | 0 | 0 | 0 | 0 | 0 | 0 | 0 | 0 | 1 |
| 10/20 | Chi-W | 1 | 0 | 0 | 0 | 0 | 0 | 0 | 0 | 0 | 0 | 0 | 0 | 0 |
| 10/30 | at Atl-L | 1 | 0 | 5 | 4 | 1 | 0 | 0 | 0 | 0 | 0 | 0 | 0 | 0 |
| 11/06 | Ind-L | 1 | 0 | 3 | 3 | 0 | 0 | 0 | 0 | 0 | 0 | 0 | 0 | 0 |
| 11/13 | at Ten-L | 1 | 1 | 7 | 4 | 3 | 0 | 0 | 0 | 0 | 0 | 0 | 0 | 0 |
| 11/20 | at Was-L | 1 | 1 | 8 | 4 | 4 | 0 | 0 | 0 | 0 | 0 | 0 | 0 | 0 |
| 11/28 | at Phi-W | 1 | 1 | 5 | 4 | 1 | 0 | 0 | 0 | 0 | 0 | 0 | 0 | 0 |
| 12/04 | Hou-W | 1 | 0 | 7 | 6 | 1 | 0 | 0 | 0 | 0 | 0 | 0 | 1 | 0 |
| 12/11 | Sea-W | 1 | 1 | 10 | 10 | 0 | 0 | 0 | 0 | 0 | 0 | 0 | 0 | 0 |
| 12/18 | at Chi-W | 1 | 1 | 10 | 8 | 2 | 0 | 0 | 0 | 0 | 0 | 0 | 1 | 0 |
| 12/24 | Min-W | 1 | 1 | 6 | 6 | 0 | 0 | 0 | 0 | 0 | 0 | 0 | 1 | 0 |
| 01/01 | at Det-W | 1 | 1 | 3 | 2 | 1 | 0 | 0 | 0 | 0 | 0 | 0 | 1 | 0 |
| '16 TOTALS | 16 | 7 | 77 | 62 | 15 | 0 | 0 | 1 | 9 | 9 | 0 | 8 | 0 | 1 |
| 01/08 | NYG-W | 1 | 0 | 2 | 1 | 1 | 0 | 0 | 0 | 0 | 0 | 0 | 1 | 0 |
| 01/15 | at Dal-W | 1 | 1 | 2 | 1 | 1 | 0 | 0 | 0 | 0 | 0 | 0 | 1 | 0 |
| 01/22 | at Atl-L | 1 | 1 | 9 | 7 | 2 | 0 | 0 | 0 | 0 | 0 | 0 | 0 | 0 |
| PLAYOFFS | 3 | 2 | 13 | 9 | 4 | 0 | 0 | 0 | 0 | 0 | 0 | 2 | 0 | 0 |

*NFC Wild Card Playoff; *NFC Divisional Playoff; *NFC Championship

THE GREEN BAY PACKERS BRAND

Created in 2007, the Turnkey Team Brand Index serves as the first-ever brand report card of all professional sports teams throughout the four major sports.

It aims to better understand team brands, including their strengths and weaknesses as well as the attributes most closely associated with the team. Results are based upon fan polls in a team's home market.

After finishing 10th in 2007, the Green Bay Packers took the top overall spot in the 2008 standings, finishing ahead of the Boston Red Sox (second) and Pittsburgh Steelers (third). The Packers finished second in the out-of-market rankings behind the New York Yankees, indicating the strength of the Packers brand across the country.



JORDAN TRIPP

LINEBACKER | MONTANA

Fourth NFL Season | Second Packers Season



Ht: 6-3 Wt: 234 | Born: April 3, 1991 | NFL Games Played/Started: 34/2 | Acquired: FA-16

PRO HIGHLIGHTS:

- *Began the 2016 regular season on the Seattle's practice squad (Weeks 1-4), was then elevated to the Seahawks' active roster, where he played in seven games (Weeks 6-12) before being placed on injured reserve and then released on Dec. 9. Signed with the Packers on Dec. 14 and saw action in the final two regular-season games and all three postseason contests.*
- *Tied for the team lead with four special teams tackles for the Packers during the 2016 postseason.*
- *Played in 12 games with one start for Jacksonville in 2015 and posted a team-high seven tackles on special teams.*
- *Entered the NFL as a fifth-round pick (No. 171 overall) with Miami in 2014, appearing in 13 games for the Dolphins as a rookie.*

2016 SEASON: Played in two games (Weeks 16-17) and was inactive for one contest (healthy scratch, Week 15) with the Packers...Registered one tackle on special teams... Appeared in all three postseason contests and was tied for the team lead with four tackles on special teams...Signed with the Packers on Dec. 14...A day after being released by the Jaguars (Sept. 4), was signed to the Seattle Seahawks' practice squad (Weeks 1-4), then elevated to the Seahawks' active roster, where he played in seven games (Weeks 6-12) before being placed on injured reserve and then released on Dec. 9...**Vs. Minnesota (Dec. 24):** Played 16 snaps on special teams in his Green Bay debut, posting a tackle of TE David Morgan on a kickoff return at the end of the first half...**At Detroit (Jan. 1):** Appeared on 17 plays on special teams...**Vs. N.Y. Giants (NFC Wild Card, Jan. 8):** Played 24 snaps on special teams. Was tied for the team lead with three tackles on special teams, two on kickoff coverage and one on punt coverage...**At Dallas (NFC Divisional, Jan. 15):** Appeared on 18 plays on special teams and registered a tackle...**At Atlanta (NFC Championship, Jan. 22):** Played 16 snaps on special teams.

2015: Saw action in 12 games with one start at middle linebacker for the Jaguars...Totaled seven tackles (five solo) and led the team with seven special teams tackles...After being released by the Dolphins on Sept. 5, signed with Jacksonville's practice squad on Sept. 22 and was signed to the active roster on Oct. 10...**At Tampa Bay (Oct. 11):** Saw action at LB and on special teams in his Jaguars debut, recording a special teams tackle...**At Tennessee (Dec. 6):** Finished with three tackles (one solo) on defense and a tackle on special teams...**Vs. Indianapolis (Dec. 13):** Made first career start at MLB and made four solo tackles.

2014: Played in 13 games for the Dolphins, seeing action primarily on special teams...Recorded a solo tackle and two special teams tackles...Was inactive for the first three games of the season...**At Oakland (Sept. 28):** Made his NFL debut in London and recorded a solo tackle...**2014 Draft:** Selected by the Miami Dolphins in the fifth round (No. 171 overall) out of the University of Montana, becoming the highest-drafted LB out of the school.

AT A GLANCE ...

- After playing in seven games (Weeks 6-12) with the Seattle Seahawks in 2016, was placed on injured reserve and then released on Dec. 9. Signed with the Packers on Dec. 14, where he saw action in the final two regular-season games and all three postseason contests.
- Tied for the team lead with four special teams tackles for the Packers during the 2016 postseason.
- Played in 12 games with one start for the Jacksonville Jaguars in 2015 and registered a team-high seven tackles on special teams.
- Entered the NFL as a fifth-round pick (No. 171 overall) with the Miami Dolphins in 2014, appearing in 13 games as a rookie.
- Served as a co-captain as a senior at Montana and earned consensus All-America and All-Big Sky Conference honors. Also became the first defensive player in school history to compete in the Senior Bowl.

COLLEGE: Five-year letterman (2009-13) and two-year starter...Played in 54 career games with 36 starts, recording career totals of 335 tackles (115 solo) with 11 sacks, five forced fumbles, 29½ tackles for a loss and four quarterback pressures...Added five interceptions for 94 yards and a TD and deflected eight other passes...Registered 10 fumble recoveries with three TDs...Majored in business management...**Senior season (2013):** Served as a co-captain and started all 13 games at weakside linebacker...Consensus All-America and All-Big Sky Conference selection...Became the first defensive player in school history to compete in the Senior Bowl...Voted the recipient of the school's Pat Norwood Award for Most Inspirational Player...Recorded a career-high 100 tackles (41 solo)...Added two sacks, 5½ tackles for a loss, a blocked kick, two passes defended, three fumble recoveries (one returned for a TD) and three INTs for 14 yards in returns...**Redshirt junior season (2012):** Played in and started 11 games at weakside linebacker, receiving first-team All-Big Sky Conference accolades...Recipient of school's Tony Barbour Award for player who "best exemplifies the values and work ethic of Grizzly football"...Chosen to wear school's legacy number 37 (a tradition that started in 1987)...Recorded 95 tackles (26 solo), 13½ tackles for a loss, 5½ sacks, two QB pressures, four forced fumbles and a fumble recovery, which he returned for a TD...**Junior season (2011):** Started the first three games at strongside linebacker before injuring his shoulder and missing the rest of the year...Was granted a medical redshirt...Recorded 18 tackles (six solo) with a fumble recovery and 1½ tackles for a loss...**Sophomore season (2010):** Played in 11 games with nine starts and earned honorable mention All-Big Sky Conference recognition...Recorded 99 tackles (36 solo), nine tackles for a loss, 3½ sacks, three fumble recoveries and three passes defended...**Freshman season (2009):** Played in all 14 games, registering 23 tackles (six solo) and two fumble recoveries (one he recovered for a touchdown).

PERSONAL: Given name Jordan Lee Tripp...Born in Missoula, Mont. ...Was a third-generation football player at Montana as his father, Bryan, lettered from 1989-90, and grandfather, Gene Jr., lettered from 1963-64...**High**

school: Attended Sky High School in Missoula, Mont. ...Recorded 72 tackles with 12 sacks as a senior. Named as a Class AA all-state and all-conference selection as a senior...Also lettered in track, participating in the 100- and

400-meter events, the 4x100 and 4x400 relays, and the pole vault. **Community involvement:** Has participated in NFL Play 60 events and been an instructor at youth football camps...Residence: Green Bay, Wis.

JORDAN TRIPP'S PRO STATISTICS

| Year | Team | GP | GS | —Tackles— | | | | Sk | Yds | Interceptions | | | | | Fumbles | | | |
|---------------------------------|--------------|------------|----------|-----------|----------|----------|----------|----------|----------|---------------|----------|----------|----------|----------|----------|----------|----------|----------|
| | | | | Tot | Solo | Asst | Sk | | | Yds | No | Yds | Lg | TD | PD | FF | FR | Yds |
| 2014 | Miami | 13 | 0 | 1 | 1 | 0 | 0 | 0 | 0 | 0 | 0 | 0 | 0 | 0 | 0 | 0 | 0 | 0 |
| 2015 | Jacksonville | 12 | 1 | 7 | 5 | 2 | 0 | 0 | 0 | 0 | 0 | 0 | 0 | 0 | 0 | 0 | 0 | 0 |
| 2016 | Seattle | 7 | 1 | 1 | 1 | 0 | 0 | 0 | 0 | 0 | 0 | 0 | 0 | 0 | 0 | 0 | 0 | 0 |
| 2016 | Green Bay | 2 | 0 | 0 | 0 | 0 | 0 | 0 | 0 | 0 | 0 | 0 | 0 | 0 | 0 | 0 | 0 | 0 |
| NFL totals (three years) | | .34 | 2 | 9 | 7 | 2 | 0 | 0 | 0 | 0 | 0 | 0 | 0 | 0 | 0 | 0 | 0 | 0 |

PLAYOFFS

| Year | Team | GP | GS | —Tackles— | | | | Sk | Yds | Interceptions | | | | | Fumbles | | | |
|------|-----------|----|----|-----------|------|------|----|----|-----|---------------|----|-----|----|----|---------|----|----|-----|
| | | | | Tot | Solo | Asst | Sk | | | Yds | No | Yds | Lg | TD | PD | FF | FR | Yds |
| 2016 | Green Bay | 3 | 0 | 0 | 0 | 0 | 0 | 0 | 0 | 0 | 0 | 0 | 0 | 0 | 0 | 0 | 0 | 0 |

Additional statistics: Special teams tackles — 2 in 2014, 7 in 2015, 1 in 2016, 4 in '16 playoffs; NFL total: 10.

NFL debut: at Oakland, 9/28/14

First NFL start: vs. Indianapolis, 12/13/15

CAREER TRANSACTIONS

- 2014 Selected by Miami Dolphins in the fifth round (171st overall) of '14 NFL Draft, May 10...Signed first contract, May 27.
- 2015 Waived by Dolphins, Sept. 5...Signed by Jacksonville Jaguars to practice squad, Sept. 22...Signed from practice squad to active roster, Oct. 10.
- 2016 Waived by Jaguars, Sept. 3...Signed by Seattle Seahawks to practice squad, Sept. 5...Signed from practice squad to active roster, Oct. 4...Waived by Seahawks, Dec. 12...Signed by Green Bay Packers, Dec. 14.
- 2017 Re-signed by Packers as free agent, March 15.

JORDAN TRIPP GAME-BY-GAME

2014, MIAMI

| Date | Opp | GP | GS | Tot | So | As | Sk | Yd | Int | Yd | Lg | TD | PD | FF | FR |
|-------------------|----------|-----------|----------|----------|----------|----------|----------|----------|------------|----------|----------|----------|----------|----------|----------|
| 09/07 | NE-W | | | | | | | | (inactive) | | | | | | |
| 09/14 | at Buf-L | | | | | | | | (inactive) | | | | | | |
| 09/21 | KC-L | | | | | | | | (inactive) | | | | | | |
| 09/28 | at Oak-W | 1 | 0 | 1 | 1 | 0 | 0 | 0 | 0 | 0 | 0 | 0 | 0 | 0 | 0 |
| 10/12 | GB-L | 1 | 0 | 0 | 0 | 0 | 0 | 0 | 0 | 0 | 0 | 0 | 0 | 0 | 0 |
| 10/19 | at Chi-W | 1 | 0 | 0 | 0 | 0 | 0 | 0 | 0 | 0 | 0 | 0 | 0 | 0 | 0 |
| 10/26 | at Jax-W | 1 | 0 | 0 | 0 | 0 | 0 | 0 | 0 | 0 | 0 | 0 | 0 | 0 | 0 |
| 11/02 | SD-W | 1 | 0 | 0 | 0 | 0 | 0 | 0 | 0 | 0 | 0 | 0 | 0 | 0 | 0 |
| 11/09 | at Det-L | 1 | 0 | 0 | 0 | 0 | 0 | 0 | 0 | 0 | 0 | 0 | 0 | 0 | 0 |
| 11/13 | Buf-W | 1 | 0 | 0 | 0 | 0 | 0 | 0 | 0 | 0 | 0 | 0 | 0 | 0 | 0 |
| 11/23 | at Den-L | 1 | 0 | 0 | 0 | 0 | 0 | 0 | 0 | 0 | 0 | 0 | 0 | 0 | 0 |
| 12/01 | at NYJ-W | 1 | 0 | 0 | 0 | 0 | 0 | 0 | 0 | 0 | 0 | 0 | 0 | 0 | 0 |
| 12/07 | Bal-L | 1 | 0 | 0 | 0 | 0 | 0 | 0 | 0 | 0 | 0 | 0 | 0 | 0 | 0 |
| 12/14 | at NE-L | 1 | 0 | 0 | 0 | 0 | 0 | 0 | 0 | 0 | 0 | 0 | 0 | 0 | 0 |
| 12/21 | Min-W | 1 | 0 | 0 | 0 | 0 | 0 | 0 | 0 | 0 | 0 | 0 | 0 | 0 | 0 |
| 12/28 | NYJ-L | 1 | 0 | 0 | 0 | 0 | 0 | 0 | 0 | 0 | 0 | 0 | 0 | 0 | 0 |
| '14 TOTALS | | 13 | 0 | 1 | 1 | 0 | 0 | 0 | 0 | 0 | 0 | 0 | 0 | 0 | 0 |

2015, JACKSONVILLE

| Date | Opp | GP | GS | Tot | So | As | Sk | Yd | Int | Yd | Lg | TD | PD | FF | FR |
|-------------------|----------|-----------|----------|----------|----------|----------|----------|----------|------------------|----------|----------|----------|----------|----------|----------|
| 09/13 | Car-L | | | | | | | | (practice squad) | | | | | | |
| 09/20 | Mia-W | | | | | | | | (practice squad) | | | | | | |
| 09/27 | at NE-L | | | | | | | | (practice squad) | | | | | | |
| 10/04 | at Ind-L | | | | | | | | (practice squad) | | | | | | |
| 10/11 | at TB-L | 1 | 0 | 0 | 0 | 0 | 0 | 0 | 0 | 0 | 0 | 0 | 0 | 0 | 0 |
| 10/18 | Hou-L | 1 | 0 | 0 | 0 | 0 | 0 | 0 | 0 | 0 | 0 | 0 | 0 | 0 | 0 |
| 10/25 | Buf-W | 1 | 0 | 0 | 0 | 0 | 0 | 0 | 0 | 0 | 0 | 0 | 0 | 0 | 0 |
| 11/08 | at NYJ-L | 1 | 0 | 0 | 0 | 0 | 0 | 0 | 0 | 0 | 0 | 0 | 0 | 0 | 0 |
| 11/15 | at Bal-W | 1 | 0 | 0 | 0 | 0 | 0 | 0 | 0 | 0 | 0 | 0 | 0 | 0 | 0 |
| 11/19 | Ten-W | 1 | 0 | 0 | 0 | 0 | 0 | 0 | 0 | 0 | 0 | 0 | 0 | 0 | 0 |
| 11/29 | SD-L | 1 | 0 | 0 | 0 | 0 | 0 | 0 | 0 | 0 | 0 | 0 | 0 | 0 | 0 |
| 12/06 | at Ten-L | 1 | 0 | 3 | 1 | 2 | 0 | 0 | 0 | 0 | 0 | 0 | 0 | 0 | 0 |
| 12/13 | Ind-W | 1 | 1 | 4 | 4 | 0 | 0 | 0 | 0 | 0 | 0 | 0 | 0 | 0 | 0 |
| 12/20 | AtL-L | 1 | 0 | 0 | 0 | 0 | 0 | 0 | 0 | 0 | 0 | 0 | 0 | 0 | 0 |
| 12/27 | at NO-L | 1 | 0 | 0 | 0 | 0 | 0 | 0 | 0 | 0 | 0 | 0 | 0 | 0 | 0 |
| 01/03 | at Hou-L | 1 | 0 | 0 | 0 | 0 | 0 | 0 | 0 | 0 | 0 | 0 | 0 | 0 | 0 |
| '15 TOTALS | | 12 | 1 | 7 | 5 | 2 | 0 | 0 | 0 | 0 | 0 | 0 | 0 | 0 | 0 |

2016, SEATTLE

| Date | Opp | GP | GS | Tot | So | As | Sk | Yd | Int | Yd | Lg | TD | PD | FF | FR |
|-------------------|----------|----------|----------|----------|----------|----------|----------|----------|------------------|----------|----------|----------|----------|----------|----------|
| 09/11 | Mia-W | | | | | | | | (practice squad) | | | | | | |
| 09/18 | at LA-L | | | | | | | | (practice squad) | | | | | | |
| 09/25 | SF-W | | | | | | | | (practice squad) | | | | | | |
| 10/02 | at NYJ-W | | | | | | | | (practice squad) | | | | | | |
| 10/16 | AtL-W | 1 | 0 | 0 | 0 | 0 | 0 | 0 | 0 | 0 | 0 | 0 | 0 | 0 | 0 |
| 10/23 | at Ari-T | 1 | 0 | 0 | 0 | 0 | 0 | 0 | 0 | 0 | 0 | 0 | 0 | 0 | 0 |
| 10/30 | at NO-L | 1 | 0 | 0 | 0 | 0 | 0 | 0 | 0 | 0 | 0 | 0 | 0 | 0 | 0 |
| 11/07 | Buf-W | 1 | 0 | 0 | 0 | 0 | 0 | 0 | 0 | 0 | 0 | 0 | 0 | 0 | 0 |
| 11/13 | at NE-W | 1 | 0 | 0 | 0 | 0 | 0 | 0 | 0 | 0 | 0 | 0 | 0 | 0 | 0 |
| 11/20 | Phi-W | 1 | 0 | 0 | 0 | 0 | 0 | 0 | 0 | 0 | 0 | 0 | 0 | 0 | 0 |
| 11/27 | at TB-L | 1 | 1 | 1 | 1 | 0 | 0 | 0 | 0 | 0 | 0 | 0 | 0 | 0 | 0 |
| 12/04 | Car-W | | | | | | | | (not with team) | | | | | | |
| 12/11 | at GB-L | | | | | | | | (not with team) | | | | | | |
| 12/15 | LA-W | | | | | | | | (not with team) | | | | | | |
| 12/24 | Ari-L | | | | | | | | (not with team) | | | | | | |
| 01/01 | at SF-W | | | | | | | | (not with team) | | | | | | |
| '16 TOTALS | | 7 | 1 | 1 | 1 | 0 | 0 | 0 | 0 | 0 | 0 | 0 | 0 | 0 | 0 |
| 01/07 | Det-W | | | | | | | | (not with team) | | | | | | |
| 01/14 | at AtL-L | | | | | | | | (not with team) | | | | | | |

PLAYOFFS

'NFC Wild Card Playoff; 'NFC Divisional Playoff

2016, GREEN BAY

| Date | Opp | GP | GS | Tot | So | As | Sk | Yd | Int | Yd | Lg | TD | PD | FF | FR |
|-------------------|----------|----------|----------|----------|----------|----------|----------|----------|-----------------|----------|----------|----------|----------|----------|----------|
| 09/11 | at Jax-W | | | | | | | | (not with team) | | | | | | |
| 09/18 | at Min-L | | | | | | | | (not with team) | | | | | | |
| 09/25 | Det-W | | | | | | | | (not with team) | | | | | | |
| 10/09 | NYG-W | | | | | | | | (not with team) | | | | | | |
| 10/16 | Dal-L | | | | | | | | (not with team) | | | | | | |
| 10/20 | Ten-W | | | | | | | | (not with team) | | | | | | |
| 10/30 | at AtL-L | | | | | | | | (not with team) | | | | | | |
| 11/06 | Ind-L | | | | | | | | (not with team) | | | | | | |
| 11/13 | at Ten-L | | | | | | | | (not with team) | | | | | | |
| 11/20 | at Was-L | | | | | | | | (not with team) | | | | | | |
| 11/28 | at Phi-W | | | | | | | | (not with team) | | | | | | |
| 12/04 | Hou-W | | | | | | | | (not with team) | | | | | | |
| 12/11 | Sea-W | | | | | | | | (not with team) | | | | | | |
| 12/18 | at Chi-W | | | | | | | | (inactive) | | | | | | |
| 12/24 | Min-W | 1 | 0 | 0 | 0 | 0 | 0 | 0 | 0 | 0 | 0 | 0 | 0 | 0 | 0 |
| 01/01 | at Det-W | 1 | 0 | 0 | 0 | 0 | 0 | 0 | 0 | 0 | 0 | 0 | 0 | 0 | 0 |
| '16 TOTALS | | 2 | 0 | 0 | 0 | 0 | 0 | 0 | 0 | 0 | 0 | 0 | 0 | 0 | 0 |
| 01/08 | NYG-W | 1 | 0 | 0 | 0 | 0 | 0 | 0 | 0 | 0 | 0 | 0 | 0 | 0 | 0 |
| 01/15 | at Dal-W | 1 | 0 | 0 | 0 | 0 | 0 | 0 | 0 | 0 | 0 | 0 | 0 | 0 | 0 |
| 01/22 | at AtL-L | 1 | 0 | 0 | 0 | 0 | 0 | 0 | 0 | 0 | 0 | 0 | 0 | 0 | 0 |
| PLAYOFFS | | 3 | 0 | 0 | 0 | 0 | 0 | 0 | 0 | 0 | 0 | 0 | 0 | 0 | 0 |

'



PACKERS

DRAFTS & FREE AGENTS

KEVIN KING

CORNERBACK | WASHINGTON

Drafted: Second Round (a)

Overall: 33rd (Ninth defensive back selected)



Ht: 6-3 Wt: 200 | Born: May 5, 1995 | High School Hometown: Oakland, Calif.



CAREER HIGHLIGHTS:

➤ Selected by the Packers with the first pick in the second round of the 2017 NFL Draft (No. 33 overall), a selection acquired from Cleveland along with a fourth-round choice (No. 108 overall) in exchange for Green Bay's first-round pick (No. 29 overall). Became the first defensive back from the University of Washington to be drafted by the Packers since S Mark Lee in 1980 (second round, No. 34 overall).

➤ Played in all 48 games with 35 starts in his four seasons at Washington and registered 165 tackles (107 solo), 8½ tackles for a loss, six interceptions, 28 passes defended, two forced fumbles and two fumble recoveries.

➤ Started all 14 games at cornerback as a senior in 2016, earning honorable mention All-Pacific-12 recognition as he helped the Huskies to their first conference title since 2000 and their first College Football Playoff berth.

➤ Led the team with a career-high 15 passes defended in 2016, contributing to a defense that ranked No. 2 in the Pac-12 and No. 22 in the country in passing yards allowed per game (192.6).

➤ Won the Tye Sports Council Community Service Award at the team's postseason banquet and was an honorable mention Academic All-Pac-12 selection in 2016.

➤ Earned honorable mention All-Pac-12 recognition as a junior in 2015, a season that saw him rank No. 2 on the team with a career-high three interceptions.

➤ Played in 13 games with 12 starts at safety as a sophomore in 2014, posting a career-best 65 tackles (43 solo).

➤ Was named first-team All-East Bay by the *Contra Costa Times* as a senior at Bishop O'Dowd High School in Oakland, Calif., where he was coached by former NFL linebacker Hardy Nickerson, who played for the Packers in 2002.

➤ Also earned first-team all-metro honors from the *San Francisco Chronicle* and first-team All-NorCal and first-team Division III all-state recognition from MaxPreps.com.

➤ Majored in American ethnic studies.

2016: Started all 14 games at CB, earning honorable mention All-Pac-12 recognition as he helped the Huskies to their first conference title since 2000 and their first College Football Playoff berth...Led the team with a career-high 15 passes defended, contributing to a defense that ranked No. 2 in the Pac-12 and No. 22 in the country in passing yards allowed per game (192.6)...Posted 44 tackles (26 solo), 3½ tackles for a loss and two interceptions...Won the Tye Sports Council Community Service Award at the team's postseason banquet and was an honorable mention Academic All-Pac-12 selection...**Vs. Rutgers (Sept. 3):** Registered seven tackles (three solo), highlighted by a career-best two tackles for a loss...**At Arizona (Sept. 24):** Intercepted a deep pass in the second quarter and added another pass defended...**At California (Nov. 5):** Led the team with a career-high three passes defended...**Vs. Arizona State (Nov. 19):** Made a leaping one-handed interception in the end zone of a QB Manny Wilkins pass on third-and-goal from the 10 late in the first quarter. Added

AT A GLANCE ...

- Started all 14 games at cornerback as a senior in 2016, earning honorable mention All-Pacific-12 recognition as he helped the Huskies to their first conference title since 2000 and their first College Football Playoff berth.
- Led the team with a career-high 15 passes defended in 2016, contributing to a defense that ranked No. 2 in the Pac-12 and No. 22 in the country in passing yards allowed per game (192.6).
- Won the Tye Sports Council Community Service Award at the team's postseason banquet and was an honorable mention Academic All-Pac-12 selection in 2016.
- Earned honorable mention All-Pac-12 recognition as a junior in 2015, a season that saw him rank No. 2 on the team with a career-high three interceptions.
- Played in 13 games with 12 starts at safety as a sophomore in 2014, posting a career-best 65 tackles (43 solo).
- Was named first-team All-East Bay by the *Contra Costa Times* as a senior at Bishop O'Dowd High School in Oakland, Calif., where he was coached by former NFL linebacker Hardy Nickerson, who played for the Green Bay Packers in 2002.
- Selected by the Packers with the first pick in the second round of the 2017 NFL Draft (No. 33 overall), a selection acquired from Cleveland along with a fourth-round choice (No. 108 overall) in exchange for Green Bay's first-round pick (No. 29 overall). Became the first defensive back from the University of Washington to be drafted by the Packers since S Mark Lee in 1980 (second round, No. 34 overall).

two tackles (one solo)...**Vs. Colorado (Pac-12 Championship Game, Dec. 2):** Posted two tackles (both solo) and two passes defended, and was named the team's special teams player of the week by the coaches...**Vs. Alabama (Chick-fil-A Peach Bowl, Dec. 31):** Recorded a season-high nine tackles (four solo) in the College Football Playoff semifinal game, including a tackle for a loss.

2015: Appeared in 11 games with eight starts at CB, earning honorable mention All-Pac-12 recognition...Posted a career-high three INTs, good for No. 2 on the team behind only CB Sidney Jones (four)...Registered 39 tackles (24 solo), including a career-best 4½ tackles for a loss, eight passes defended, a forced fumble and a fumble recovery...Missed two contests due to injury...**At Boise State (Sept. 4):** Registered two tackles (one solo) and an interception in the season opener...**Vs. Sacramento State (Sept. 12):** Posted five tackles (four solo), including a tackle for a loss, and an interception...**Vs. Utah State (Sept. 19):** Recorded an interception for the third straight game, picking off QB Chuckie Keeton on a third-down pass in the second quarter. Added three tackles (one solo)...**At Southern California (Oct. 8):** Finished with five tackles (one solo), including one for a 6-yard loss...**Vs. Washington State (Nov. 27):** Led the team with a season-high nine tackles (eight solo), including a season-best two for a loss, and added a forced fumble and a fumble recovery in the Apple Cup victory.

2014: Played in 13 games with 12 starts at safety, posting a career-best 65 tackles (43 solo) on the season...Added an

interception, four passes defended and a forced fumble... Missed one game due to illness... **Vs. Illinois (Sept. 13):** Registered five tackles (two solo), including a half-tackle for a loss, and a forced fumble in the win... **Vs. Georgia State (Sept. 20):** Led the secondary with nine tackles (six solo)... **Vs. UCLA (Nov. 8):** Posted a career-high 10 tackles (five solo), which was tied for the team lead... **At Washington State (Nov. 29):** Registered his first career interception and added four tackles (three solo) in the Apple Cup win... **Vs. Oklahoma State (Cactus Bowl, Jan. 2):** Paced the secondary with nine tackles (eight solo) and added a pass defended.

2013: Appeared in 10 games with one start at safety as a true freshman... Recorded 17 tackles (14 solo), a pass defended and a fumble recovery... **Vs. Boise State (Aug. 31):** Registered a solo tackle in his collegiate debut... **Vs. Idaho State (Sept. 21):** Posted three tackles (all solo) and his first career pass defended... **Vs. Colorado (Nov. 9):** Earned his first career start, opening at safety and posting a season-high four tackles (three solo). Became the first true freshman to start a game for the Huskies in 2013... **At UCLA (Nov. 15):** Matched his season high with four tackles (two solo) and added the first fumble recovery of his career.

HIGH SCHOOL: Was named first-team All-East Bay by the *Contra Costa Times* as a senior at Bishop O'Dowd High School in Oakland, Calif., where he was coached by Nickerson, who played for the Packers in 2002... Also earned first-team all-metro honors from the *San Francisco Chronicle* and first-team All-NorCal and first-team Division III all-state recognition from MaxPreps.com... Helped Bishop O'Dowd advance to the second round of the CIF North Coast Section

Division III playoffs as a senior... Was chosen to play in the 2012 Cal State Game... Prior to his senior season, was named defensive MVP at the Oakland Nike Football Training Camp... As a junior, helped the Dragons to a 9-3 record and the second round of the playoffs... Won league titles in the 110-meter high hurdles and the 300-meter hurdles as a junior and as a senior.

PERSONAL: Given name Kevin Charles King... Born in Oakland, Calif. ... Single... His cousin, CB Asa Jackson, played for the Baltimore Ravens from 2012-15 and the Detroit Lions in 2016... Visited children's hospitals and schools while in college... Residence: Oakland, Calif.



KEVIN KING'S COLLEGE STATISTICS

| Year | School | GP | GS | —Tackles— | | | Sacks | | Interceptions | | | | Fumbles | | |
|------------------------------------|------------|------------|-----------|------------|------------|-----------|----------|----------|---------------|----------|----------|----------|-----------|----------|----------|
| | | | | Total | UT | AT | No | Yds | No | Yds | LG | TD | PD | FR | FF |
| 2013 | Washington | 10 | 1 | 17 | 14 | 3 | 0 | 0 | 0 | 0 | 0 | 0 | 1 | 1 | 0 |
| 2014 | Washington | 13 | 12 | 65 | 43 | 22 | 0 | 0 | 1 | 0 | 0 | 0 | 4 | 0 | 1 |
| 2015 | Washington | 11 | 8 | 39 | 24 | 15 | 0 | 0 | 3 | 6 | 5 | 0 | 8 | 1 | 1 |
| 2016 | Washington | 14 | 14 | 44 | 26 | 18 | 0 | 0 | 2 | 0 | 0 | 0 | 15 | 0 | 0 |
| College totals (four years) | | .48 | 35 | 165 | 107 | 58 | 0 | 0 | 6 | 6 | 5 | 0 | 28 | 2 | 2 |

Tackles for a loss: ½ in 2014, 4½ in 2015, 3½ in 2016; College total: 8½.

MOST PACKERS SELECTIONS, FIRST FOUR ROUNDS, ALL-TIME

In 2006, Ted Thompson became the first Packers general manager since Vince Lombardi in 1964 to select seven players in the first four rounds of the NFL Draft. Two years later, Thompson drafted six players in the first four rounds.

| First Four Rounds | Years | Overall Picks | Notable selections |
|-------------------|-------|---------------|---|
| 7 | 2006 | 12 | LB A.J. Hawk (1), G Daryn Colledge (2a), WR Greg Jennings (2b), G Jason Spitz (3b) |
| 6 | 1964 | 23 | T Lloyd Voss (1), LB/FB Tommy Crutcher (3c) |
| | 2008 | 9 | WR Jordy Nelson (2a), QB Brian Brohm (2b), CB Pat Lee (2c), TE Jermichael Finley (3), DE Jeremy Thompson (4a), G Josh Sitton (4b) |
| | 2000 | 13 | TE Bubba Franks (1), T Chad Clifton (2), LB Na'il Diggs (4a) |
| | 1999 | 12 | CB Mike McKenzie (3a), QB Aaron Brooks (4a), P Josh Bidwell (4b) |
| | 1995 | 10 | CB Craig Newsome (1), FB William Henderson (3b), WR Antonio Freeman (3d) |
| | 1987 | 14 | RB Brent Fullwood (1), LB Johnny Holland (2) |
| | 1970 | 20 | DT Mike McCoy (1a), TE Rich McGeorge (1b), LB Jim Carter (3), WR Ken Ellis (4a) |
| | 1968 | 21 | LB Fred Carr (1a), G Bill Lueck (1b), T Dick Himes (3b) |
| | 1967 | 22 | C/G Bob Hyland (1a), LB Jim Flanigan (2b), RB Travis Williams (4) |
| | 1966 | 20 | FB Jim Grabowski (1a), T Gale Gillingham (1b) |
| | 1963 | 27 | LB Dave Robinson (1), DB Tom Brown (2), G Lionel Aldridge (4a) |

JOSH JONES

SAFETY | NORTH CAROLINA STATE

Drafted: Second Round (b)

Overall: 61st (Ninth safety selected)



Ht: 6-2 Wt: 220 | Born: September 20, 1994 | High School Hometown: Walled Lake, Mich.



CAREER HIGHLIGHTS:

➤ Selected by the Green Bay Packers with the second of two second-round choices (No. 61 overall) in the 2017 NFL Draft, becoming the highest-drafted safety in school history.

➤ Joined Ha Ha Clinton-Dix (first round, 2014) and Nick Collins (second round, 2005) as the only safeties selected by the Packers in the first two rounds of the draft (according to STATS).

➤ Started 32 of 38 career games played for the Wolfpack and finished with 229 tackles (139 solo), eight tackles for a loss, 2½ sacks, 17 passes defended, eight interceptions, three fumble recoveries and a forced fumble.

➤ Named honorable mention All-Atlantic Coast Conference as a junior after leading the team (No. 9 in the ACC) with a career-best 109 tackles (62 solo). Was the first N.C. State player since 2013 to eclipse the 100-tackle mark.

➤ Saw action in 13 games with 11 starts in 2015 and registered 64 tackles (35 solo), three tackles for a loss, a half-sack, two passes defended, a career-high two fumble recoveries and an interception.

➤ As a redshirt freshman in 2014, recorded a career-best four interceptions that he returned for a career-high 37 yards. Ranked No. 2 in the ACC in interceptions, No. 33 nationally and No. 4 among freshmen.

➤ His four interceptions marked the second-highest total for a freshman in school history.

➤ Attended Walled Lake (Mich.) Western High School, where he lettered four years in football, playing safety, running back, wide receiver and cornerback.

➤ Majored in interpersonal communications.

2016: Named honorable mention All-ACC...Started all 13 games played and led the team with a career-best 109 tackles (62 solo), becoming the first N.C. State player since 2013 to eclipse the 100-tackle mark...Ranked No. 9 in the ACC in tackles and No. 11 in passes defended (career-high eight)...Earned the team's DeWayne Washington Award for the most valuable defensive back...Also registered four tackles for a loss, a sack, three interceptions he returned for 34 yards, a forced fumble and a fumble recovery...Moved from strong safety to free safety during spring drills...Tallied 10-plus tackles in five games...**At East Carolina (Sept. 10):** Led the team with 13 tackles (nine solo, tied career best) and a tackle for a loss...**Vs. Wake Forest (Oct. 1):** Finished with a team-high 12 tackles (nine solo, tied career best), a tackle for a loss, a sack for a loss of 8 yards on a third-and-9 in the third quarter, and two passes defended, including one on a third-and-8 in the second quarter...**At Louisville (Oct. 22):** Forced a fumble, recovered a fumble, broke up three passes and led the team with 10 tackles (seven solo)...**Vs. Boston College (Oct. 29):** Recorded an interception and a career-best 15 tackles (eight solo), the most for a Pack defender since 2012...**Vs. Miami (Nov. 19):** Matched his career best with 15 tackles (seven solo).

AT A GLANCE ...

- Started 32 of 38 games played in three seasons at North Carolina State, finishing each season in the top five on the team in tackles (No. 5 in 2014, No. 3 in 2015 and No. 1 in 2016).
- Named honorable mention All-ACC as a junior after ranking No. 9 in the ACC with a career-best 109 tackles (62 solo). Was the first Wolfpack player since 2013 to eclipse the 100-tackle mark.
- As a redshirt freshman in 2014, recorded a career-best four interceptions that he returned for a career-high 37 yards. Ranked No. 2 in the ACC in interceptions, No. 33 nationally and No. 4 among freshmen.
- His four interceptions marked the second-highest total for a freshman in school history.
- Attended Walled Lake (Mich.) Western High School, where he lettered four years in football, playing safety, running back, wide receiver and cornerback.
- Selected by the Green Bay Packers with the second of two second-round choices (No. 61 overall) in the 2017 NFL Draft, becoming the highest-drafted safety in school history.

2015: Saw action in 13 games with 11 starts and registered 64 tackles (35 solo), three tackles for a loss, a half-sack, two passes defended, a career-high two fumble recoveries and an interception...Finished No. 3 on the team in tackles...Tallied six-plus tackles in seven games, including four of the final five games of the season...**Vs. Troy (Sept. 5):** Led the team with six tackles (three solo)...**At South Alabama (Sept. 26):** Recorded a team-best six tackles (four solo) and recovered a fumble...**Vs. Louisville (Oct. 3):** Finished with a season-high five solo tackles as part of an eight-tackle performance...**At Boston College (Nov. 7):** Registered six tackles (four solo), a half-sack and an interception...**Vs. Mississippi State (Belk Bowl, Dec. 30):** Finished with a season-best nine tackles (three solo).

2014: Started eight of 12 games played, recording 56 tackles (42 solo), a tackle for a loss, a sack, seven passes defended and a career-best four interceptions that he returned for a career-high 37 yards...Ranked No. 2 in the ACC in interceptions, No. 33 nationally and No. 4 among freshmen...His four interceptions marked the second-highest total for a freshman in school history...Ranked No. 5 on the team in tackles...All eight starts came at strong safety...**At South Florida (Sept. 13):** Registered a solo tackle and his first career interception...**At Clemson (Oct. 4):** Tallied five solo tackles, three passes defended and a sack for a loss of 14 yards...**Vs. Boston College (Oct. 11):** Led the team with a season-high 13 tackles (nine solo)...**At Syracuse (Nov. 1):** Recorded four tackles (three solo) and sealed the victory with an interception...**At North Carolina (Nov. 29):** Registered an interception and four solo tackles...**Vs. Central Florida (Bitcoin St. Petersburg Bowl, Dec. 26):** Recorded three tackles (two solo) and an interception he returned for 36 yards, a career long.

2013: Redshirted, spending time working at safety and linebacker.

HIGH SCHOOL: Attended Walled Lake (Mich.) Western High School, where he lettered four years in football and one year in track and field...Played safety, running back, wide receiver and cornerback...As a senior, he helped the team post a 9-3 record and advance to the quarterfinals of the state playoffs, recording 95 tackles, five interceptions and two fumbles returned for TDs on defense while totaling 668 rushing yards with 19 TDs and 303 receiving yards with four TDs on offense...Registered 30 tackles and two interceptions as a junior...Was ranked the No. 29 safety in the country and the No. 15 recruit in Michigan by Rivals.com.

PERSONAL: Given name Joshua Robert Jones...Born in Chicago, Ill. ...Single...Worked as a camp counselor for the YMCA.



JOSH JONES' COLLEGE STATISTICS

| Year | School | —Tackles— | | | | | Sacks | | Interceptions | | | Fumbles | | | |
|-------------------------------------|------------|-----------|-----------|------------|------------|-----------|-----------|-----------|---------------|-----------|-----------|----------|-----------|----------|----------|
| | | GP | GS | Total | UT | AT | No | Yds | No | Yds | LG | TD | PD | FR | FF |
| 2014 | N.C. State | 12 | 8 | 56 | 42 | 14 | 1 | 14 | 4 | 37 | 36 | 0 | 7 | 0 | 0 |
| 2015 | N.C. State | 13 | 11 | 64 | 35 | 29 | ½ | 4 | 1 | 0 | 0 | 0 | 2 | 2 | 0 |
| 2016 | N.C. State | 13 | 13 | 109 | 62 | 47 | 1 | 8 | 3 | 34 | 25 | 0 | 8 | 1 | 1 |
| College totals (three years) | | 38 | 32 | 229 | 139 | 90 | 2½ | 26 | 8 | 71 | 36 | 0 | 17 | 3 | 1 |

Tackles for a loss: 1 in 2014, 3 in 2015, 4 in 2016; College total: 8.

PACKERS DRAFT SELECTION ORDER, ALL-TIME

Note—The selection number and rotation is based on the original draft order, pursuant to the previous season's standing of clubs. The actual selection number in any round may be affected by bonus choices, supplemental choices, compensatory choices, forfeiture of choices, passes in the selection order, and the exercise of a selection in a previous year's Supplemental Draft.

| | | | | | |
|------|---------------------------------|------|--------------------------------|-------|--------------------------------|
| 1936 | 7th | 1966 | alternated 13th-14th | 1995 | alternated 22nd-21st-20th- |
| 1937 | 9th | 1967 | 25th | | 19th-18th-17th |
| 1938 | 7th | 1968 | 26th | 1996 | alternated 27th-26th |
| 1939 | 9th | 1969 | 12th | 1997 | 30th |
| 1940 | 9th | 1970 | alternated 16th-15th | 1998 | 29th |
| 1941 | alternated 6th-7th | 1971 | alternated 12th-11th-10th | 1999 | alternated 25th-26th |
| 1942 | 9th | 1972 | alternated 7th-8th | 2000* | alternated 14th-13th-12th- |
| 1943 | 8th | 1973 | alternated 21st-20th-22nd | | 20th-19th-18th-17th |
| 1944 | 6th | 1974 | 12th | 2001 | alternated 17th-16th-19th-18th |
| 1945 | 11th | 1975 | alternated 9th-10th | 2002 | alternated 28th-27th |
| 1946 | 6th | 1976 | alternated 8th-11th-10th-9th | 2003 | alternated 29th-30th |
| 1947 | alternated 5th-7th-6th | 1977 | alternated 9th-11th-10th | 2004 | alternated 25th-24th-23rd- |
| 1948 | 6th | 1978 | 6th | | 22nd-21st-20th |
| 1949 | Rds 1-3: 4th | 1979 | alternated 15th-16th | 2005 | alternated 24th-26th-25th |
| | Rds 4-25: alternated 3rd-2nd | 1980 | alternated 4th-6th-5th | 2006 | alternated 5th-4th-3rd-7th-6th |
| 1950 | 3rd | 1981 | alternated 6th-7th | 2007 | alternated 16th, 15th, 14th |
| 1951 | alternated 3rd-2nd-1st | 1982 | alternated 14th-13th-16th-15th | | 13th, 20th, 19th, 18th |
| 1952 | alternated 3rd-2nd | 1983 | 20th | 2008 | alternated 30th, 29th, 28th |
| 1953 | 6th | 1984 | alternated 12th-11th-16th- | 2009 | 9th |
| 1954 | 2nd | | 15th-14th-13th | 2010 | 23rd |
| 1955 | 4th | 1985 | alternated 14th-13th-15th | 2011 | 32nd |
| 1956 | 7th | 1986 | alternated 15th-14th-17th-16th | 2012 | 28th |
| 1957 | Rds 1-4: alternated 3rd-5th-4th | 1987 | alternated 4th-3rd-5th | 2013 | alternated 26th, 25th |
| | Rds 5-30: alternated 3rd-2nd | 1988 | 7th | 2014 | 21st |
| 1958 | Rds 1-4: 2nd | 1989 | alternated 2nd-3rd | 2015 | 30th |
| | Rds 5-30: alternated 2nd-1st | 1990 | alternated 21st-23rd-22nd | 2016 | 27th |
| 1959 | 1st | 1991 | alternated 9th-8th-7th-12th- | 2017 | 29th |
| 1960 | 5th | | 11th-10th | | |
| 1961 | 12th | 1992 | alternated 5th-7th-6th | | |
| 1962 | 14th | 1993 | alternated 15th-17th-16th | | |
| 1963 | 14th | 1994 | alternated 20th-19th-18th- | | |
| 1964 | 13th | | 17th-16th | | |
| 1965 | 10th | | | | |

*Packers part of nine-way tie for 12th-20th

MONTRAVIUS ADAMS

DEFENSIVE TACKLE | AUBURN

Drafted: Third Round

Overall: 93rd (20th defensive lineman selected)



Ht: 6-4 Wt: 304 | Born: July 24, 1995 | High School Hometown: Vienna, Ga.



CAREER HIGHLIGHTS:

➤ Selected by the Packers in the third round of the 2017 NFL Draft (No. 93 overall), the first defensive lineman picked by Green Bay out of Auburn since DE Nate Hill (sixth round) in 1988.

➤ Played in 52 games with 36 starts in four seasons at Auburn and registered 151 tackles (79 solo), 21 tackles for a loss, 11 sacks, 45 QB hurries, two interceptions, three passes defended, three forced fumbles and three fumble recoveries.

➤ Earned first-team All-Southeastern Conference honors from *The Associated Press* as a senior in 2016 after recording 44 tackles (26 solo), 8½ tackles for a loss, 4½ sacks, a forced fumble, two fumble recoveries (one for a TD) and an interception.

➤ Was named a second-team All-American by AP, the American Football Coaches Association and CBS Sports in 2016. Also was a semifinalist for the Rotary Lombardi Award.

➤ Was the only player to register a sack, an interception, a forced fumble and a fumble recovery for the Tigers in 2016.

➤ Helped the Auburn defense post a streak of eight consecutive games without allowing a rushing TD in 2016.

➤ Earned third-team All-SEC honors from AP as a junior in 2015 after posting 44 tackles (16 solo), three tackles for a loss, two sacks and two forced fumbles.

➤ Played in 13 games with 10 starts as a sophomore in 2014, posting eight tackles for a loss (No. 3 on the team) and three sacks (tied for No. 3).

➤ Appeared in 13 contests as a true freshman in 2013, recording 20 tackles (10 solo) and a sack.

➤ As a senior at Dooly County High (Vienna, Ga.), registered 127 tackles, 34 tackles for a loss and seven sacks as he helped lead his team to the Class A state title game.

➤ Earned his degree in interdisciplinary studies.

2016: Started all 13 games at DT, earning first-team All-SEC honors from AP after recording 44 tackles (26 solo), 8½ tackles for a loss, 4½ sacks, 15 QB hurries, a forced fumble, two fumble recoveries (one for a TD) and an interception...Was named second-team All-America by AP, the American Football Coaches Association and CBS Sports in 2016...Was a semifinalist for the Rotary Lombardi Award...Earned second-team All-SEC recognition from the conference's coaches, *Phil Steele's College Football and Athlon*...Was the only player to register a sack, an interception, a forced fumble and a fumble recovery for the Tigers in 2016...Ranked No. 2 on the team in tackles for a loss and sacks...Helped the Auburn defense post a streak of eight consecutive games without allowing a rushing TD in 2016...Part of a defense that gave up fewer than 20 points in 10 of its games...Helped the Tigers rank No. 28 in the nation in total defense (361.9 ypg) and No. 22 in rushing defense (124.8 ypg)...Was selected to play in the Reese's Senior Bowl...**Vs. Texas A&M (Sept. 17):** Posted an 11-yard sack of QB Trevor Knight in the first quarter on a

AT A GLANCE ...

- Earned first-team All-Southeastern Conference honors from *The Associated Press* as a senior in 2016 after recording 44 tackles (26 solo), 8½ tackles for a loss, 4½ sacks, a forced fumble, two fumble recoveries (one for a TD) and an interception.
- Was named second-team All-America by AP, the American Football Coaches Association and CBS Sports in 2016. Also was a semifinalist for the Rotary Lombardi Award.
- Was the only player to register a sack, an interception, a forced fumble and a fumble recovery for the Tigers in 2016.
- Earned third-team All-SEC honors from AP as a junior in 2015 after posting 44 tackles (16 solo), three tackles for a loss, two sacks and two forced fumbles.
- Played in 52 career games, the second most on the team at the end of the 2016 season, and started 26 consecutive contests to end his career.
- As a senior at Dooly County High (Vienna, Ga.), registered 127 tackles, 34 tackles for a loss and seven sacks as he helped lead his team to the Class A state title game.
- Selected by the Packers in the third round of the 2017 NFL Draft (No. 93 overall), the first defensive lineman picked by Green Bay out of Auburn since DE Nate Hill (sixth round) in 1988.

third down to force a punt...**Vs. Louisiana State (Sept. 24):** Registered six tackles (three solo), two tackles for a loss and a half-sack...**Vs. Louisiana-Monroe (Oct. 1):** Blocked a field goal and posted two tackles (both solo) and a sack...**Vs. Arkansas (Oct. 22):** Was named the SEC's defensive lineman of the week for his performance, one that saw him record five tackles (one solo), two tackles for a loss and a half-sack. Helped limit the No. 17-ranked Razorbacks to just 31 rushing yards on 25 carries (1.2 avg.) in the 56-3 Auburn win...**At Georgia (Nov. 12):** Matched his career high with seven tackles (four solo), and posted season highs with 2½ tackles for a loss and 1½ sacks...**Vs. Alabama A&M (Nov. 19):** Picked off a pass and returned the interception for 7 yards...**Vs. Oklahoma (Sugar Bowl, Jan. 2):** Recorded five tackles (three solo).

2015: Started all 13 contests and earned third-team All-SEC honors from AP after recording 44 tackles (16 solo), three tackles for a loss, two sacks, six QB hurries and two forced fumbles...**Vs. Louisville (Sept. 5):** Registered a career-high seven tackles (three solo) in the season opener, 1½ tackles for a loss and a sack, and added a forced fumble...**Vs. San Jose State (Oct. 3):** Forced a fumble and added four tackles (two solo) and a QB hit...**At Arkansas (Oct. 24):** Posted six tackles (two solo)...**At Texas A&M (Nov. 7):** Registered a 13-yard sack.

2014: Played in all 13 games with 10 starts, posting eight tackles for a loss (No. 3 on the team) and three sacks (tied for No. 3)...Registered 43 tackles (27 solo), a career-high 17 QB hurries (tied for the team lead), an interception and a fumble recovery...Earned honorable mention Sophomore All-America recognition from *College Football News*...**Vs. San Jose State (Sept. 6):** Recorded a season-best six tackles (five solo), highlighted by a career-high three tackles for a loss and a 9-yard sack. Helped limit the Spartans

to just 65 yards rushing on 45 attempts (1.4 avg.)...**Vs. Louisiana Tech (Sept. 27):** Posted his first career interception (36-yard return) and his first career fumble recovery, becoming the first Auburn player to record both in the same game since DT Nick Fairley in 2010 vs. Mississippi State...**At Ole Miss (Nov. 1):** Registered four tackles (two solo), including a sack...**Vs. Samford (Nov. 22):** Recorded four tackles (all solo), two tackles for a loss, a sack and three QB hurries.

2013: Appeared in 13 of 14 games as a true freshman and posted 20 tackles (10 solo), 1½ tackles for a loss, a sack and seven QB hurries...Was named to *Lindy's All-Newcomer* team prior to the season...**Vs. Washington State (Aug. 31):** Registered a sack in his collegiate debut, bringing down QB Connor Halliday for a 2-yard loss in the second quarter, and finished with two tackles (both solo)...**At Texas A&M (Oct. 19):** Recorded a season-high four tackles (two solo) and helped limit the Aggies to an average of 3.3 yards per carry on 40 attempts...**Vs. Missouri (SEC Championship Game, Dec. 7):** Contributed two tackles (one solo) in the 59-42 win.

HIGH SCHOOL: Recorded 127 tackles, 34 tackles for a loss and seven sacks as a senior as he helped lead Dooly County High (Vienna, Ga.) to the Class A state title game... Was named the team's player of the game five times as a senior...Was selected to play in the Under Armour All-American Game following his senior campaign...Was an All-America selection as a senior by 247Sports.com...Was ranked as the No. 2 defensive lineman and the No. 14 overall player by *PrepStar*...Was ranked as the No. 25 overall player and the No. 3 defensive lineman by *Rivals*...Also lettered in basketball (three years), baseball (two), tennis (two) and track and field (one).

PERSONAL: Given name Montravius Adams...First name is pronounced mon-TRAY-vee-us...Born in Americus, Ga. ...Single...Has a son, Montravius Jr. ...As part of a summer-long internship, spent a week in July 2016 volunteering in Chicago with Camp iCare, a summer camp that teaches philanthropic and financial responsibility to students ages 6-12...Also visited schools and hospitals while he was in college...Residence: Vienna, Ga.



MONTRAVIUS ADAMS' COLLEGE STATISTICS

| Year | School | GP | GS | —Tackles— | | | Sacks | | Interceptions | | | Fumbles | | |
|------------------------------------|--------|------------|-----------|------------|-----------|-----------|-----------|-----------|---------------|-----------|-----------|----------|----------|----------|
| | | | | Total | UT | AT | No | Yds | No | Yds | LG | TD | PD | FR |
| 2013 | Auburn | 13 | 0 | 20 | 10 | 10 | 1 | 2 | 0 | 0 | 0 | 0 | 0 | 0 |
| 2014 | Auburn | 13 | 10 | 43 | 27 | 16 | 3 | 25 | 1 | 36 | 36 | 0 | 1 | 1 |
| 2015 | Auburn | 13 | 13 | 44 | 16 | 28 | 2½ | 21 | 0 | 0 | 0 | 0 | 1 | 0 |
| 2016 | Auburn | 13 | 13 | 44 | 26 | 18 | 4½ | 29 | 1 | 7 | 7 | 0 | 3 | 2 |
| College totals (four years) | | .52 | 36 | 151 | 79 | 72 | 11 | 77 | 2 | 43 | 36 | 0 | 5 | 3 |

Tackles for a loss: 1½ in 2013, 8 in 2014, 3 in 2015, 8½ in 2016; College total: 21.

GREEN BAY PACKERS

Most seasons leading team, total tackles*

- 5 A.J. Hawk, 2006, 2008, 2010, 2012, 2013
- Nick Barnett, 2003-05, 2007, 2009
- 4 Brian Noble, 1986-87, 1989, 1991
- Bernardo Harris, 1997-98, 2000-01
- 3 Mike Douglass, 1980-81, 1983
- Mark Murphy, 1984, 1988 (tied), 1990

Most consecutive seasons leading team, total tackles*

- 3 Nick Barnett, 2003-05
- 2 Johnnie Gray, 1975-76
- Mike Douglass, 1980-81
- Brian Noble, 1986-87
- Johnny Holland, 1992-93
- Bernardo Harris, 1997-98
- Bernardo Harris, 2000-01
- A.J. Hawk, 2012-13

GREEN BAY PACKERS

Most unassisted tackles, season*

- 151 Rich Wingo, 1979
- 146 Mike Douglass, 1981
- 133 Steve Luke, 1978
- 128 Nick Barnett, 2005
- 127 Mike Douglass, 1983

Longest Interception Return (All TDs)

- 99 Tim Lewis, vs. LARm, Nov. 18, 1984
- Aaron Rouse, vs. Ind., Oct. 19, 2008
- 95 Nick Barnett, vs. NO, Oct. 9, 2005
- 94 Rebel Steiner, vs. ChiB, Oct. 1, 1950
- 91 Hal Van Every, at Pit., Nov. 23, 1941
- 90 LeRoy Butler, vs. SD, Sept. 15, 1996
- Mike McKenzie, vs. ChiB, Dec. 7, 2003

*Coaches began tracking Packers defensive statistics in 1975.

VINCE BIEGEL

LINEBACKER | WISCONSIN

Drafted: Fourth Round (a)

Overall: 108th (14th linebacker selected)



Ht: 6-3 Wt: 246 | Born: July 2, 1993 | High School Hometown: Wisconsin Rapids, Wis.



CAREER HIGHLIGHTS:

➤ Selected by Green Bay with the first of two picks in the fourth round of the 2017 NFL Draft (No. 108 overall). Joined T.J. Watt (first round, Pittsburgh) as the first pair of linebackers from the University of Wisconsin to be selected in the same draft since Pete Monty (N.Y. Giants, fourth round) and Tarek Saleh (Carolina Panthers, fourth round) in 1997.

➤ Became the first defensive player from the University of Wisconsin to be selected by the Packers since DE Don Davey (third round) in 1991.

➤ Matched school record by playing in 54 games, including 40 starts, and ranked No. 7 all-time at the University of Wisconsin with 21½ sacks and No. 10 with 39½ tackles for a loss.

➤ Also recorded 191 total tackles (117 solo), five passes defended, three forced fumbles and two fumble recoveries.

➤ Named second-team All-Big Ten (coaches) and third-team All-Big Ten (media) after starting all 12 games he played in as a senior.

➤ Started all 13 games as a junior and was named third-team All-Big Ten (consensus), ranking No. 2 on the team with a career-best eight sacks and 14 tackles for a loss. Also registered a career-high 66 total tackles (31 solo).

➤ Saw action in all 14 games, making 13 starts as a sophomore in 2014. Named second-team All-Big Ten (media) after leading the team with a career-best 16½ tackles for a loss and ranking No. 2 on the team with 7½ sacks.

➤ As a redshirt freshman, played in 13 games with two starts and recorded 25 tackles (19 solo), three tackles for a loss, two sacks and two passes defended.

➤ Granted a medical redshirt after a foot injury ended his 2012 season after two games.

➤ Graduated with a bachelor's degree in life sciences communication in December 2016, and was a four-time Academic All-Big Ten selection.

2016: Started all 12 games he appeared in at outside linebacker, missing two games (at Michigan, Oct. 1; vs. Ohio State, Oct. 15) due to a foot injury...Named second-team All-Big Ten (coaches) and third-team All-Big Ten (media) while also being a semifinalist for the William V. Campbell Trophy, which is given to the individual with the best combination of academics, community service and on-field performance...Part of a unit that ranked No. 4 nationally in scoring defense (15.6 ppg), No. 7 in total defense (301.4 ypg), No. 3 in rushing defense (98.8 ypg) and No. 10 in passing-efficiency defense (106.9)...Recorded 44 tackles, six tackles for a loss, four sacks and seven QB hurries...**Vs. Louisiana State (Sept. 3):** Recorded four tackles (two solo) and a sack in the Lambeau Field College Classic...**Vs. Minnesota (Nov. 26):** Registered a season-best eight tackles (three solo) and a sack...**Vs. Penn State (Big Ten Football Championship, Dec. 3):** Matched season high with eight total stops, including a season-best six solo tackles...**Vs. Western**

AT A GLANCE ...

- Matched school record by playing in 54 games, including 40 starts, and ranked No. 7 all-time at the University of Wisconsin with 21½ sacks and No. 10 with 39½ tackles for loss.
- Was a part of the winningest senior class in school history, one that posted a record of 41-13 (.759), including a 26-7 (.788) mark in Big Ten play and three consecutive bowl victories.
- Was a member of a defense that allowed 16.6 points per game and 292.5 total yards per game over four years (2013-16), trailing only Alabama (15.1 ppg, 287.6 ypg) among FBS teams over that span.
- Earned All-Big Ten honors from the coaches, media or both in each of his final three seasons.
- As a senior at Lincoln High School (Wisconsin Rapids, Wis.), was named All-America by U.S. Army, *USA Today* and *Parade* while also being honored as the Gatorade Wisconsin Player of the Year.
- Selected by Green Bay with the first of two picks in the fourth round of the 2017 NFL Draft (No. 108 overall). Joined T.J. Watt (first round, Pittsburgh) as the first pair of linebackers from the University of Wisconsin to be selected in the same draft since Pete Monty (N.Y. Giants, fourth round) and Tarek Saleh (Carolina Panthers, fourth round) in 1997.

Michigan (Cotton Bowl, Jan. 2): Tallied five tackles (four solo), a sack and a forced fumble.

2015: Started all 13 games at outside linebacker and was named third-team All-Big Ten (consensus)...Ranked No. 2 on the team with a career-best eight sacks and 14 tackles for a loss...Also registered a career-high 66 total tackles (31 solo) and nine quarterback hurries...Part of a defense that ranked No. 1 nationally in scoring defense (13.7 ppg) and No. 2 in total defense (268.5 ypg)...Tallied at least one sack in four of the final five games of the season...**Vs. Alabama (Arlington, Texas, Sept. 5):** Recorded five tackles (three solo) and a tackle for a loss...**Vs. Rutgers (Oct. 31):** Registered a season-best two sacks to go with five tackles (three solo)...**Vs. Northwestern (Nov. 21):** Posted a career-high 14 tackles (three solo), 1½ tackles for a loss and a sack...**At Minnesota (Nov. 28):** Recorded six solo tackles, two tackles for a loss and a sack.

2014: Saw action in all 14 games, making 13 starts at outside linebacker...Named second-team All-Big Ten (media)...Led the team with a career-best 16½ tackles for a loss and ranked No. 2 on the team with 7½ sacks...Also recorded 56 tackles (38 solo) and two passes defended, and registered career highs in forced fumbles (two) and fumble recoveries (two)...Contributed to a unit that ranked No. 4 in the country in total defense (294.1 yards per game) and No. 17 in scoring defense (20.8 points per game)...**Vs. Northwestern (Oct. 4):** Recorded five tackles and a sack...**At Purdue (Nov. 8):** Earned Big Ten Defensive Player of the Week honors after recording a career-high three sacks to go with a season-best seven tackles (six solo), four tackles for a loss and a pass defended...**Vs. Nebraska (Nov. 15):** Finished with five tackles, including two tackles for a loss, and a forced fumble...**Vs. Minnesota (Nov. 29):** Recorded six tackles (three solo) and a sack.

2013: Started two of 13 games played, recording 25 tackles (19 solo), three tackles for a loss, two sacks and two passes defended...Registered a tackle in 12 of 13 games...**Vs. Purdue (Sept. 21):** Posted first career sack...**Vs. Northwestern (Oct. 12):** Registered a season-high four solo tackles, a sack and a pass defended...**At Illinois (Oct. 19):** Tied season high with four tackles (three solo).

2012: Granted a medical redshirt after a foot injury ended his season after two games...**Vs. Utah State (Sept. 15):** Played in his first career game.

HIGH SCHOOL: Lettered in football (four years), hockey (two years) and track and field (four years) at Lincoln High School (Wisconsin Rapids, Wis.)...Was the top-ranked player in Wisconsin by ESPN and Rivals after finishing his career with 425 tackles, 27 sacks, 10 interceptions, 10 forced fumbles, five fumble recoveries and four defensive touchdowns...As a senior, was named All-America by U.S. Army, *USA Today* and *Parade* while also being honored as the Gatorade Wisconsin Player of the Year and conference player of the year...Member of the 2011 National Underclassman Midwest Ultimate Top 60 and winner of the John Anderson Award (outstanding linebacker)...Was a finalist for the Dick Butkus Award (top linebacker)...Selected as a team captain and earned first-team all-state, all-region and all-conference honors in both his junior and senior seasons...Earned second-team all-conference honors as a sophomore.

PERSONAL: Given name Vincent James Biegel...Born in Marshfield, Wis. ...Married to Sarah...His father, Rocky, played linebacker at BYU from 1988-92 and wrestled in 1992...His father was also a two-time state-champion wrestler for Wisconsin Rapids, going undefeated as a senior (winning every match by fall)...His uncle, T.D. Biegel, played fullback at BYU from 1989-93, and his grandfather, Ken Biegel, played linebacker and offensive guard at UW-



Eau Claire before becoming a decorated high school coach enshrined in the National High School Athletic Coaches Association and Wisconsin Football Coaches Association halls of fame...His brother, Hayden Biegel, played for the Wisconsin Badgers from 2013-15...His family owns and operates a cranberry marsh...Interned with Merrill Lynch during the summers of 2015 and 2016...Has volunteered at children's hospitals and for Special Olympics...Residence: Wisconsin Rapids, Wis.

VINCE BIEGEL'S COLLEGE STATISTICS

| Year | School | —Tackles— | | | | | Sacks | | Interceptions | | | Fumbles | | | |
|------------------------------------|-----------|------------|-----------|------------|------------|-----------|------------|------------|---------------|----------|----------|----------|----------|----------|----------|
| | | GP | GS | Total | UT | AT | No | Yds | No | Yds | LG | TD | PD | FR | FF |
| 2012 | Wisconsin | 2 | 0 | 0 | 0 | 0 | 0 | 0 | 0 | 0 | 0 | 0 | 0 | 0 | 0 |
| 2013 | Wisconsin | 13 | 2 | 25 | 19 | 6 | 2 | 9 | 0 | 0 | 0 | 0 | 2 | 0 | 0 |
| 2014 | Wisconsin | 14 | 13 | 56 | 38 | 18 | 7½ | 43 | 0 | 0 | 0 | 0 | 2 | 2 | 2 |
| 2015 | Wisconsin | 13 | 13 | 66 | 31 | 35 | 8 | 64 | 0 | 0 | 0 | 0 | 0 | 0 | 0 |
| 2016 | Wisconsin | 12 | 12 | 44 | 29 | 15 | 4 | 14 | 0 | 0 | 0 | 0 | 1 | 0 | 1 |
| College totals (five years) | | .54 | 40 | 191 | 117 | 74 | 21½ | 130 | 0 | 0 | 0 | 0 | 5 | 2 | 3 |

Tackles for a loss: 3 in 2013, 16½ in 2014, 14 in 2015, 6 in 2016; College total: 39½.

GREEN BAY'S UNIQUE TRAINING-CAMP EXPERIENCE

The Packers are one of a growing number of teams who do not leave their regular-season practice facility during training camp. But beyond practice and meetings, the team does use a college setting to sleep, bunking at St. Norbert College in De Pere, a 10-minute drive from Lambeau Field.

The Packers' 60-year training-camp relationship with St. Norbert, launched in 1958 by head coach Scooter McLean, is the longest in league history. The Vikings (Minnesota State-Mankato, 52 years) and Steelers (St. Vincent College, Latrobe, Pa., 52 years) are the only other teams with comparable training-camp tenures. The Packers' full list of training-camp sites, since Curly Lambeau launched the tradition in 1946:

| | |
|--------------|--|
| 1946-49 | Rockwood Lodge (Bayshore area, north of Green Bay) |
| 1950 | Northland Hotel (Green Bay) |
| 1951-53 | Grand Rapids, Minn. |
| 1954-57 | University of Wisconsin-Stevens Point |
| 1958-present | St. Norbert College, De Pere, Wis. |

JAMAAL WILLIAMS

RUNNING BACK | BRIGHAM YOUNG

Drafted: Fourth Round (b)

Overall: 134th (13th running back selected)



Ht: 6-0 Wt: 213 | Born: April 3, 1995 | High School Hometown: Fontana, Calif.



CAREER HIGHLIGHTS:

➤ Selected by the Packers with the second of two fourth-round choices in the 2017 NFL Draft (No. 134 overall), becoming just the fourth running back out of Brigham Young to be picked in the first four rounds. Also became the first BYU running back picked by Green Bay in team history.

➤ Finished his career at BYU as the school's all-time leader in rushing yards (3,901), rushing attempts (726) and 100-yard rushing games (16).

➤ Is one of only four players in school history to register multiple 1,000-yard rushing seasons, posting 1,233 yards in 2013 and a career-best 1,375 yards in 2016.

➤ Posted 35 rushing touchdowns in his career, good for No. 3 in school history, and 4,468 all-purpose yards, No. 5 in school annals.

➤ Was named to the Doak Walker Award watch list four times during his career (2013-16) and was a four-time All-Independent selection by Phil Steele's College Football.

➤ Ranked No. 5 in the nation in 2016 in rushing yards per game (137.5) and registered six 100-yard rushing games, including two with 200-plus yards. Was named second-team Midseason All-America by Sports Illustrated.

➤ Set the school record for rushing yards in a game with 286 yards on 30 carries (9.5 avg.) vs. Toledo in September 2016, also tying the school mark with five rushing TDs in the contest.

➤ Posted 1,233 yards rushing with seven TDs on 217 carries (5.7 avg.) as a sophomore, earning FBS All-Independent Team recognition.

➤ In 2012, set BYU records for the most rushing yards (775), attempts (166) and rushing TDs (12) by a true freshman.

➤ Was named the league offensive MVP as a senior at Summit High School (Fontana, Calif.), helping lead his team to a CIF division title.

➤ Earned his degree in sociology.

2016: Appeared in 10 games with nine starts and rushed for a career-high 1,375 yards and 12 TDs on 234 carries (5.9 avg.)...Ranked No. 5 in the nation in rushing yards per game (137.5) and registered six 100-yard rushing outings, including two with 200-plus yards...Was named second-team Midseason All-America by *Sports Illustrated*... Became just the fourth player in school annals to register multiple 1,000-yard rushing seasons, having also eclipsed the 1,000-yard mark in 2013...Added seven receptions for 80 yards (11.4 avg.)...Missed three games due to injury... Participated in the Reese's Senior Bowl...**At Arizona (Sept. 3):** Led the team with 162 yards rushing on 29 attempts (5.6 avg.)...**At West Virginia (Sept. 24):** Posted 169 yards rushing and two TDs on 24 attempts (7.0 avg.)...**Vs. Toledo (Sept. 30):** Set the single-game school record with 286 rushing yards on 30 carries (9.5 avg.), also tying the school mark with five rushing TDs in the 55-53 win. Scored on TDs of 1, 2, 48, 62 and 14 yards...**At Michigan State (Oct. 8):** Rushed for 160-plus yards for

AT A GLANCE ...

- Finished his career at Brigham Young as the school's all-time leader in rushing yards (3,901), rushing attempts (726) and 100-yard rushing games (16).
- Is one of only four players in school history to register multiple 1,000-yard rushing seasons, posting 1,233 yards in 2013 and a career-best 1,375 yards in 2016.
- Ranked No. 5 in the nation in 2016 in rushing yards per game (137.5) and registered six 100-yard rushing games, including two with 200-plus yards.
- Set the school record for rushing yards in a game with 286 yards on 30 carries (9.5 avg.) vs. Toledo in September 2016, also tying the school mark with five rushing TDs in the contest.
- In 2012, set BYU records for the most rushing yards (775), attempts (166) and rushing touchdowns (12) by a true freshman.
- Was named the league offensive MVP as a senior at Summit High School (Fontana, Calif.), helping lead his team to a CIF division title.
- Selected by the Packers in the fourth round of the 2017 NFL Draft (No. 134 overall), becoming just the fourth RB out of BYU to be picked in the first four rounds.

the third straight game, racking up 163 yards and two TDs on 30 carries (5.4 avg.) in the 31-14 victory...**Vs. Mississippi State (Oct. 14):** Rushed for 76 yards on 26 attempts (2.9 avg.), becoming the school's career rushing leader on a 9-yard run in the first overtime as he moved past RB Harvey Unga (3,455 yards) on the all-time list at BYU...**Vs. Utah State (Nov. 26):** Posted 131 yards and a TD on 18 carries (7.3 avg.)...**Vs. Wyoming (Poinsettia Bowl, Dec. 21):** Closed out his collegiate career with 210 yards rushing and a TD on 26 carries (8.1 avg.) in the 24-21 win. Scored on a 36-yard run in the fourth quarter to push the Cougars' lead to 24-7.

2015: Redshirted after withdrawing from school for the year.

2014: Played in seven games with five starts and rushed for 518 yards and four TDs on 109 carries (4.8 avg.)... Was named to the watch lists for the Doak Walker Award and the Maxwell Award...Added eight receptions for 47 yards (5.9 avg.)...Saw his season cut short by a knee injury sustained at Middle Tennessee (Nov. 1)...**Vs. Houston (Sept. 11):** Posted a season-high 139 yards rushing with two TDs on 28 carries (5.0 avg.)...**Vs. Utah State (Oct. 3):** Rushed for 102 yards on 16 carries (6.4 avg.)...**At Middle Tennessee (Nov. 1):** Picked up 49 yards on 16 carries (4.1 avg.), but sustained a significant knee injury that ended his season.

2013: Started all 12 contests he appeared in, rushing for 1,233 yards and seven TDs on 217 carries (5.7 avg.)... Earned first-team All-Independent honors from College Sports Madness...Posted five 100-yard rushing games... Added 18 receptions for 125 yards (6.9 avg.)...Was named to the Doak Walker Award watch list...**At Virginia (Aug. 31):** Rushed for 144 yards on 33 carries (4.4 avg.)...**Vs.**

Texas (Sept. 7): Racked up 182 yards on 30 carries (6.1 avg.) in the 40-21 win, teaming up with QB Taysom Hill (259 rushing yards) to help the Cougars set the single-game school record with 550 rushing yards...**Vs. Idaho State (Nov. 16):** Posted 131 yards rushing and three TDs on just 13 attempts (10.1 avg.), highlighted by a 70-yard TD run in the first quarter, the longest run of his career...**At Nevada (Nov. 30):** Registered a season-high 219 yards and a TD on 15 attempts (14.6 avg.), scoring on a 66-yard run early in the second quarter. Posted 188 yards rushing in the first half alone.

2012: Played in all 13 games with eight starts, setting school records for a true freshman with 166 carries for 775 yards (4.7 avg.) and 12 TDs...Earned first-team All-Independent recognition and was named the Independent Freshman of the Year by College Sports Madness...Added a career-best 27 receptions for 315 yards (11.7 avg.) and a TD...**Vs. Hawai'i (Sept. 28):** Posted his first career 100-yard rushing game, racking up a season-best 155 yards and two TDs on 15 carries (10.3 avg.)...**Vs. Oregon State (Oct. 13):** Registered a career-best 76 yards receiving on four catches (19.0 avg.), including a 31-yard reception...**At Notre Dame (Oct. 20):** Rushed for 64 yards on 14 carries (4.6 avg.) and hauled in a career-best seven passes for 42 yards (6.0 avg.)...**At Georgia Tech (Oct. 27):** Rushed for 107 yards and a season-best three TDs on 28 carries (3.8 avg.), adding three receptions for 54 yards (18.0 avg.) with a career-long 39-yard catch for a TD.

HIGH SCHOOL: Was named the league offensive MVP as a senior at Summit High School (Fontana, Calif.), helping lead his team to a CIF division title...Earned first-team all-league honors and first-team All-CIF recognition after rushing for 1,252 yards and 22 TDs on 141 carries (8.9 avg.) as a senior...Recorded 717 rushing yards and 11 TDs on just 93 carries (7.7 avg.) as a junior...Played running back, linebacker and safety...Also lettered all four years in track, competing in the 100, 200, 400, 110 hurdles, 300 hurdles, 4x100 and 4x400.

PERSONAL: Given name Jamaal Malik Williams... Nickname is "Baby J"...Born in Rialto, Calif. ...Single... His mother, Nicolle, was a sprinter at UCLA...His cousin, Victor Butler, played linebacker for the Dallas Cowboys from 2009-12 and the Indianapolis Colts in 2014...Visited schools and spoke to kids while he was in college...Residence: Fontana, Calif.



JAMAAL WILLIAMS' COLLEGE STATISTICS

| Year | School | RUSHING | | | | | | | RECEIVING | | | | |
|------------------------------------|---------------|-----------|-----------|------------|--------------|------------|------------|-----------|-----------|------------|------------|------------|----------|
| | | GP | GS | Att | Yds | Avg | Lg | TD | No | Yds | Avg | Lg | TD |
| 2012 | Brigham Young | 13 | 8 | 166 | 775 | 4.7 | 49 | 12 | 27 | 315 | 11.7 | 39t | 1 |
| 2013 | Brigham Young | 12 | 12 | 217 | 1,233 | 5.7 | 70t | 7 | 18 | 125 | 6.9 | 15 | 0 |
| 2014 | Brigham Young | 7 | 5 | 109 | 518 | 4.8 | 31 | 4 | 8 | 47 | 5.9 | 28 | 0 |
| 2016 | Brigham Young | 10 | 9 | 234 | 1,375 | 5.9 | 62t | 12 | 7 | 80 | 11.4 | 39 | 0 |
| College totals (four years) | | 42 | 34 | 726 | 3,901 | 5.4 | 70t | 35 | 60 | 567 | 9.5 | 39t | 1 |

ROOKIES VS. FIRST-YEAR PLAYERS

Rookies are players in their first year of pro football who have not been on another pro football team's roster for any regular-season or postseason games. First-year players are those who have played in other pro sports leagues (Arena Football League, etc.), have participated in previous NFL training camps, or have been on an NFL team's active, inactive or reserve list fewer than six games.

The rule originated when Lawrence McCutcheon, drafted by the Los Angeles Rams in 1972, played only three games his "rookie" season, then rushed for 1,097 yards in 1973. Today, due to McCutcheon and because rosters began expanding around the 1970 NFL-AFL merger (reserve lists formalized, etc.), that year is considered the beginning of the rookie rule. So today, for records purposes, the Packers use 1970 as a separator. From 1921-69, anyone who had yet to play three league games was generally considered a rookie.

DeANGELO YANCEY

WIDE RECEIVER | PURDUE

Drafted: Fifth Round (a)

Overall: 175th (25th wide receiver selected)



Ht: 6-1 Wt: 220 | Born: November 18, 1994 | High School Hometown: Atlanta, Ga.



CAREER HIGHLIGHTS:

➤ Selected by Green Bay with the first of two fifth-round choices (No. 175 overall), a draft pick acquired from the Denver Broncos, along with a seventh-round selection (No. 238 overall), in exchange for a fifth-round choice (No. 172 overall).

➤ Became the first offensive player that the Packers selected out of Purdue since RB Edwin Watson in the seventh round (No. 218 overall) of the 1998 NFL Draft.

➤ Finished his Purdue career with the seventh-most receiving yards (2,344) and receiving touchdowns (20) in school history. He also ranked 16th in receptions (141).

➤ Eight of his 20 career touchdowns were at least 50 yards.

➤ Named second-team All-Big Ten as a senior in 2016, leading the team and setting career highs in receptions (49), receiving yards (951) and receiving touchdowns (10). Scored seven of his 10 TDs on receptions of 31 or more yards.

➤ Started all 12 games as a junior in 2015 and recorded 48 receptions for 700 yards (14.6 avg.) and five TDs, averaging 42.4 yards per score.

➤ In 2014, appeared in all 12 games with seven starts as a sophomore, recording 12 receptions for 147 yards (12.3 avg.) and three TDs.

➤ Started five of 11 games played as a true freshman in 2013, finishing with 32 receptions for a team-high 546 yards (17.1 avg.) and two TDs.

➤ Named 6-A AAAA all-region first-team and second-team all-state at Benjamin E. Mays High School in Atlanta, Ga.

➤ Majored in retail management.

2016: Started all 12 games for the second consecutive season...Earned second team All-Big Ten honors...Led the team in receptions (49), receiving yards (951) and receiving touchdowns (10), setting career highs in all three categories...His 19.4 yards-per-catch average also was a team high...Ranked second among all Big Ten receivers during the regular season in receiving yardage and receiving touchdowns...Scored seven of his 10 touchdowns on receptions of 35-plus yards...Became the first Purdue player with 10-plus TD catches since WR Taylor Stubblefield in 2004...Recorded at least one TD catch in six of his final seven games...Registered four 100-yard receiving games...**Vs. Cincinnati (Sept. 10):** Recorded a season-best seven receptions for 113 yards (16.1 avg.) and a TD...**At Nebraska (Oct. 22):** Totaled 100 receiving yards and two TDs on four receptions (25.0 avg.), including a career-long 88-yard TD reception, the longest by a Purdue player since WR Selwyn Lyman's 88-yard TD grab at Notre Dame in 2006...**At Minnesota (Nov. 5):** Hauled in four receptions for 126 yards (31.5 avg.) and a TD...**Vs. Wisconsin (Nov. 19):** Finished with a career-best 155 yards and two TDs on six receptions (25.8 avg.),

AT A GLANCE ...

- Finished his Purdue career with the seventh-most receiving yards (2,344) and receiving touchdowns (20) in school history. He also ranked 16th in receptions (141).
- Eight of his 20 career touchdowns were at least 50 yards.
- Started 36 of 47 games played in four seasons, including the final 24 contests.
- Named second-team All-Big Ten as a senior in 2016, leading the team and setting career highs in receptions (49), receiving yards (951) and receiving touchdowns (10).
- Named 6-A AAAA all-region first-team and second-team all-state at Benjamin E. Mays High School in Atlanta, Ga.
- Selected by Green Bay with the first of two fifth-round choices (No. 175 overall), a draft pick acquired from the Denver Broncos, along with No. 238 overall (seventh round), in exchange for the No. 172 overall pick. Became the first Purdue wide receiver selected in the NFL Draft since 2001 (Vinny Sutherland, fifth round, No. 136 overall, Atlanta Falcons).

including a 75-yard TD catch in the second quarter. His 155 yards receiving were the most by a Boilermaker since WR Desmond Tardy posted 175 yards at Notre Dame in 2008...**At Indiana (Nov. 26):** Registered 78 yards and a TD on six receptions (13.0 avg.). Also intercepted a deep pass at the end of the first half.

2015: Started all 12 games, recording 48 receptions for 700 yards (14.6 avg.) and five TDs...Averaged 42.4 yards per score...**Vs. Indiana State (Sept. 12):** Registered two receptions for 68 yards (34.0 avg.), including a 50-yard TD catch...**Vs. Bowling Green (Sept. 26):** Posted four receptions for 80 yards (20.0 avg.), including a 45-yard TD...**Vs. Nebraska (Oct. 31):** Tallied five receptions for 111 yards (22.2 avg.) and two TDs...**Vs. Illinois (Nov. 7):** Posted five receptions for 51 yards (10.2 avg.) and a TD...**At Iowa (Nov. 21):** Finished with a season-high nine receptions for 117 yards (13.0 avg.).

2014: Appeared in all 12 games with seven starts, recording 12 receptions for 147 yards (12.3 avg.) and three TDs...**At Notre Dame (Sept. 13):** Tallied two receptions for 48 yards (24.0 avg.) and a TD...**Vs. Southern Illinois (Sept. 20):** Hauled in four receptions for 30 yards (7.5 avg.) and a TD...**At Minnesota (Oct. 18):** Registered an 8-yard TD reception.

2013: Started five of 11 games played...Finished with 32 receptions for a team-high 546 yards (17.1 avg.) and two TDs...**At Cincinnati (Aug. 31):** Made his collegiate debut and recorded a 27-yard reception...**Vs. Northern Illinois (Sept. 28):** Registered seven receptions for 117 yards (16.7 avg.)...**Vs. Nebraska (Oct. 12):** Tallied a season-best 146 yards and a TD on five receptions (29.2 avg.)...**At Indiana (Nov. 30):** Posted a career-high 11 receptions for 125 yards (11.4 avg.) and a TD.

HIGH SCHOOL: Attended Benjamin E. Mays High School in Atlanta, Ga. ...Lettered four years in football, seeing time at punter, wide receiver, tight end and safety... Named 6-A-AAAA all-region first-team and second-team all-state...Rated a three-star prospect by ESPN.com, Rivals.com and Scout.com...Registered 29 receptions for 600 yards (20.7 avg.) and eight TDs as a senior...Totaled 561 yards and seven TDs on 28 receptions (20.0 avg.) as a junior...Also lettered three years in track and field.

PERSONAL: Given name DeAngelo Lamar Yancey... Born in Atlanta, Ga. ...Single...Is ambidextrous...Has visited elementary schools, children's hospitals and nursing homes...Residence: Atlanta, Ga.



DEANGELO YANCEY'S COLLEGE STATISTICS

| Year | School | RECEIVING | | | | | | |
|------------------------------------|--------|------------|-----------|------------|--------------|-------------|------------|-----------|
| | | GP | GS | No | Yds | Avg | Lg | TD |
| 2013 | Purdue | 11 | 5 | 32 | 546 | 17.1 | 55t | 2 |
| 2014 | Purdue | 12 | 7 | 12 | 147 | 12.3 | 29 | 3 |
| 2015 | Purdue | 12 | 12 | 48 | 700 | 14.6 | 83t | 5 |
| 2016 | Purdue | 12 | 12 | 49 | 951 | 19.4 | 88t | 10 |
| College totals (four years) | | .47 | 36 | 141 | 2,344 | 16.6 | 88t | 20 |

FIRST-ROUND BREAKDOWNS

By School ...

| | | | |
|---------------------|---|-------------------|---|
| Minnesota | 7 | Colorado | 1 |
| Florida State | 5 | Elon | 1 |
| Southern California | 5 | Georgia Tech | 1 |
| Iowa | 4 | Illinois | 1 |
| Notre Dame | 4 | Kansas | 1 |
| Michigan State | 3 | Kansas State | 1 |
| Ohio State | 3 | Louisiana State | 1 |
| UCLA | 3 | Marquette | 1 |
| Wisconsin | 3 | Michigan | 1 |
| Alabama | 2 | Mississippi | 1 |
| Arizona State | 2 | Mississippi State | 1 |
| Boston College | 2 | Morris Brown | 1 |
| California | 2 | Nevada | 1 |
| Clemson | 2 | North Carolina | 1 |
| Kentucky | 2 | Oklahoma | 1 |
| Miami (Fla.) | 2 | Oregon State | 1 |
| Michigan | 2 | Pittsburgh | 1 |
| Nebraska | 2 | Richmond | 1 |
| Penn State | 2 | San Francisco | 1 |
| Purdue | 2 | South Carolina | 1 |
| San Diego State | 2 | Stanford | 1 |
| Texas Tech | 2 | Tennessee | 1 |
| Arizona | 1 | Texas-El Paso | 1 |
| Arkansas | 1 | Vanderbilt | 1 |
| Auburn | 1 | Villanova | 1 |
| Baylor | 1 | | |

By Position ...

| | |
|-------------------------------|-------------------------------|
| <i>Offensive Backs (29)</i> | <i>Linebackers (10)</i> |
| Quarterback | 8 |
| Back | 7 |
| Running Back | 5 |
| Halfback | 6 |
| Fullback | 3 |
| <i>Pass Catchers (8)</i> | <i>Defensive Linemen (13)</i> |
| Wide Receiver | 5 |
| Tight End | 2 |
| End | 1 |
| <i>Offensive Linemen (21)</i> | <i>Punters (0)</i> |
| Tackle | 13 |
| Guard | 5 |
| Center | 2 |
| Center/Guard | 1 |
| | <i>Kickers (0)</i> |

NOTE—The Packers drafted Tom Bettis (1955) as a guard/linebacker; this chart groups him as a LB, where he saw most of his playing time.

Last time first-round pick was ...

| | |
|------------|------------|
| 1 — 1959 | 19 — 1998 |
| 2 — 1989 | 20 — 2002 |
| 3 — 1958 | 21 — 2014 |
| 4 — 1987 | 22 — 1982 |
| 5 — 2006 | 23 — 2010 |
| 6 — 1981 | 24 — 2005 |
| 7 — 1988 | 25 — 2004 |
| 8 — 1956 | 26 — 2013 |
| 9 — 2009 | 27 — 2016 |
| 10 — 2001 | 28 — 2012 |
| 11 — 1983 | 29 — 2017 |
| 12 — 1984 | 30 — 2015 |
| 13 — 1964 | 31 — never |
| 14 — 2000 | 32 — 2011 |
| 15 — 1993 | |
| 16 — 2007 | |
| 17 — never | |
| 18 — 1990 | |
| QB — 2005 | DE — 2013 |
| RB — 1987 | DT — 2016 |
| FB — 1966 | LB — 2012 |
| WR — 2002 | CB — 2015 |
| TE — 2000 | S — 2014 |
| G — 1994 | |
| T — 2011 | P — never |
| C — 1967 | K — never |

AARON JONES

RUNNING BACK | TEXAS-EL PASO

Drafted: Fifth Round (b)

Overall: 182nd (19th running back selected)



Ht: 5-9 Wt: 208 | Born: December 2, 1994 | High School Hometown: El Paso, Texas



CAREER HIGHLIGHTS:

➤ Selected by the Packers with the second of two fifth-round picks (No. 182 overall), a compensatory pick awarded to the team in the 2017 NFL Draft.

➤ Became the first running back to be drafted out of Texas-El Paso since Marcus Thomas in 2008 (fifth round, San Diego) and the first UTEP running back to be selected by the Packers since Ed Smith in 1948 (third round).

➤ Finished his career at UTEP ranked No. 1 in rushing yards (4,114) and 100-yard rushing games (17), No. 2 in rushing touchdowns (33) and all-purpose yards (4,760), and No. 3 in rushing attempts (658) and points (240).

➤ Set a UTEP career record with five career 200-yard rushing games, highlighted by four 200-yard outings in 2016.

➤ Ranked No. 4 in the country with 1,773 rushing yards in 2016, a total that also set the single-season school record at Texas-El Paso, and ranked No. 3 in the nation in rushing yards per game (147.8).

➤ Averaged 7.7 yards on 229 carries last season, the best mark in the country among players with 150-plus rushing attempts in 2016.

➤ Earned first-team All-Conference USA honors and was named third-team All-America by *The Associated Press* in 2016.

➤ Started the first two games as a junior in 2015 before sustaining a season-ending ankle injury. Was granted a medical redshirt.

➤ Earned second-team All-Conference USA recognition as a sophomore in 2014 after leading the team with 1,321 rushing yards and 11 TDs. His yardage total was the fourth-best single-season mark in school history.

➤ Played in nine games with six starts as a true freshman in 2013, earning Conference USA All-Freshman team honors. Led the Miners with a freshman-record 811 yards rushing and four TDs on 155 attempts (5.2 avg.).

➤ Had an 81-yard run at Rice that season, the longest by a freshman in school history and the longest by an FBS freshman in 2013.

➤ Rushed for 1,800-plus yards and posted 30 TDs on his way to being named 1-4A Offensive MVP and earning Class 4A all-state honors as a senior at Burges High (El Paso, Texas).

➤ Majored in multidisciplinary studies.

2016: Started all 12 games as a redshirt junior and ranked No. 4 in the country with 1,773 rushing yards, a total that also set the single-season school record at UTEP...Ranked No. 3 in the nation in rushing yards per game (147.8)...Averaged 7.7 yards on 229 carries, the best mark in the country among players with 150-plus rushing attempts in 2016...Posted 17 rushing TDs, the third most in a season in school annals...Registered seven 100-yard rushing games, including four with 200-plus yards...Earned first-team All-Conference USA honors and was named third-team All-America by AP...Was named to the watch

AT A GLANCE ...

- Finished his career at UTEP ranked No. 1 in rushing yards (4,114) and 100-yard rushing games (17), No. 2 in rushing touchdowns (33) and all-purpose yards (4,760), and No. 3 in rushing attempts (658) and points (240).
- Ranked No. 4 in the country with 1,773 rushing yards in 2016, a total that also set the single-season school record at Texas-El Paso, and ranked No. 3 in the nation in rushing yards per game (147.8).
- Averaged 7.7 yards on 229 carries last season, the best mark in the country among players with 150-plus rushing attempts in 2016.
- Earned first-team All-Conference USA honors and was named third-team All-America by *The Associated Press* in 2016.
- Earned second-team All-Conference USA recognition as a sophomore in 2014 after leading the team with 1,321 rushing yards and 11 TDs.
- Rushed for 1,800-plus yards and posted 30 TDs on his way to being named 1-4A Offensive MVP and earning Class 4A all-state honors as a senior at Burges High (El Paso, Texas).
- Selected by the Packers in the fifth round of the 2017 NFL Draft (No. 182 overall), the first running back to be drafted out of UTEP since Marcus Thomas in 2008 (fifth round, San Diego).

lists for the Earl Campbell Tyler Rose Award, the Maxwell Award and the Doak Walker Award...Produced 120 points, the third most in a season in school history, and scored at least one TD in 11 of 12 games...Added 28 receptions for 233 yards (8.3 avg.) and three TDs...Threw a 3-yard TD pass on his only career attempt...**Vs. New Mexico State (Sept. 3):** Opened the season with 249 yards rushing and two TDs on 31 carries (8.0 avg.), including 140 yards in the fourth quarter, a career high...**At Texas (Sept. 10):** Posted 123 yards on 18 carries (6.8 avg.), highlighted by a 51-yard TD run...**At Texas San Antonio (Oct. 22):** Rushed for 113 yards and a TD on 21 carries (5.4 avg.) and added four receptions for 56 yards (14.0 avg.), and two TDs (27 yards, 25 yards)...**Vs. Old Dominion (Oct. 29):** Rushed for 94 yards and a score on 25 carries (3.8 avg.) and threw a 3-yard TD pass to TE Hayden Plinke in the second quarter...**Vs. Houston Baptist (Nov. 5):** Racked up 228 yards and two TDs on just 14 attempts (16.3 avg.), posting TD runs of 39 and 62 yards...**At Florida Atlantic (Nov. 12):** Registered 229 rushing yards and two TDs on 27 carries (8.5 avg.), becoming the school's all-time leading rusher as he brought his career total to 3,738 yards and moved past John Harvey (3,576) in the school record book...**Vs. North Texas (Nov. 26):** Posted a career-high 301 rushing yards and a career-best four TDs on 24 carries (12.5 avg.), highlighted by TD runs of 83, 48 and 58 yards. His yardage total was the second-best single-game effort in school history, and included a career-high 198 yards in the first half. His 301-yard outing tied the sixth-best single-game mark in Conference USA history.

2015: Started the first two games before his season ended due to a significant ankle injury...Received a medical redshirt...Rushed for 209 yards and a TD on 32 attempts (6.5 avg.) and added nine catches for 106 yards (11.8 avg.)

and a TD...**At Arkansas (Sept. 5):** Opened the season with a career-best 83 receiving yards on six receptions (13.8 avg.) and added 70 yards rushing on 15 carries (4.7 avg.)...**At Texas Tech (Sept. 12):** Gained 139 yards on 17 carries (8.2 avg.) in the first half, including a school-record 91-yard TD run, before sustaining a season-ending ankle injury. Added a 24-yard TD reception.

2014: Started all 12 games he appeared in, earning second-team All-Conference USA recognition after leading the team with 1,321 rushing yards and 11 TDs...His yardage total was the fourth-best single-season mark in school history...Led the team in receiving TDs (three) while ranking second in receptions (30) and receiving yards (293)... Became the first Miner since 2009 to register a 1,000-yard rushing season...Produced six 100-yard rushing games and six multi-TD games...**At New Mexico (Aug. 30):** Registered a season-high 237 yards and a season-best three TDs on 22 carries (10.8 avg.), including a season-long 73-yard TD run in the second quarter. Became the first sophomore in UTEP history to rush for 200-plus yards in a game...**Vs. Texas Tech (Sept. 6):** Rushed for 144 yards and two TDs on 23 carries (6.3 avg.)...**Vs. New Mexico State (Sept. 13):** Posted his third straight 100-yard rushing effort, racking up 168 yards and two TDs on 25 carries (6.7 avg.)...**Vs. Old Dominion (Oct. 11):** Posted 103 yards rushing on 18 carries (5.7 avg.) and added a season-high six receptions for 26 yards (4.3 avg.)...**Vs. North Texas (Nov. 15):** Rushed for 177 yards on 16 carries (11.1 avg.), posting TD runs of 42 and 54 yards...**Vs. Middle Tennessee (Nov. 29):** Registered 147 yards and a TD on 29 carries (5.1 avg.). Scored on a career-long 72-yard receiving TD in the second quarter.

2013: Played in nine games with six starts as a true freshman, earning Conference USA All-Freshman team honors...Received honorable mention All-Freshman team recognition from *College Football News* and third-team Freshman All-America honors from *Athlon*...Led the Miners with a freshman-record 811 yards rushing and four TDs on 155 attempts (5.2 avg.)...Helped the offense register 2,216 rushing yards, the most by UTEP since 1988... Ranked No. 2 in the country in rushing yards and rushing yards per game among freshmen prior to sustaining an injury that sidelined him for the final three games... Ranked No. 5 in Conference USA in rushing yards per game (90.1)...Posted three 100-yard rushing games and six with 90-plus yards...His three 100-yard games were the most by a UTEP freshman since Harvey had four in 1985...**Vs. New Mexico (Sept. 7):** Rushed for 127 yards and two TDs on 11 carries (11.5 avg.) in his collegiate debut, scoring on a 65-yard TD in the third quarter and on an 8-yard TD with 1:19 remaining in the contest to send the game into overtime...**At New Mexico State (Sept. 14):** Posted 97 yards and a TD on 22 attempts (4.4 avg.)...**Vs. Louisiana Tech (Oct. 5):** Led the team with 121 yards rushing on 18 carries (6.7 avg.)...**At Rice (Oct. 26):** Registered a

season-high 186 yards rushing on 29 attempts (6.4 avg.), highlighted by a season-long 81-yard run that was the longest by a freshman in school history and the longest by an FBS freshman in 2013.

HIGH SCHOOL: Rushed for 1,800-plus yards and posted 30 TDs on his way to being named 1-4A Offensive MVP and earning Class 4A all-state recognition as a senior at Burges High (El Paso, Texas)...Was named All-City MVP by the *El Paso Times*...Rushed for 335 yards in a regional playoff win against Wichita Falls Rider...Added 74 tackles (56 solo), an interception and two forced fumbles as a senior at defensive back...Participated in the Greater El Paso All-Star Game...Earned 1-4A District MVP honors as a junior after rushing for 1,400-plus yards and 16 TDs... Earned all-district recognition as a sophomore at WR... Was a four-time letterman in basketball and track and field...Earned all-city honors in basketball from the *El Paso Times*...Was a member of a 4x400 relay team that won the district title and advanced to the state championship.

PERSONAL: Given name Aaron LaRae Jones...Born in Savannah, Ga. ...Single...His twin brother, Alvin, plays LB at Texas-El Paso and was also a teammate of his in high school...His parents, Alvin Sr. and Vurgess, both retired as sergeant majors in the U.S. Army...Was born in Georgia and also lived in Germany, Tennessee and Virginia... Worked with special-education students and visited schools while he was in college...Residence: El Paso, Texas.



AARON JONES' COLLEGE STATISTICS

| Year | School | GP | GS | RUSHING | | | | RECEIVING | | | | | |
|------------------------------------|---------------|-----------|-----------|------------|--------------|------------|------------|-----------|-----------|------------|------------|------------|----------|
| | | | | Att | Yds | Avg | Lg | TD | No | Yds | Avg | Lg | TD |
| 2013 | Texas-El Paso | 9 | 6 | 155 | 811 | 5.2 | 81 | 4 | 4 | 14 | 3.5 | 6 | 0 |
| 2014 | Texas-El Paso | 12 | 12 | 242 | 1,321 | 5.5 | 73t | 11 | 30 | 293 | 9.8 | 72t | 3 |
| 2015 | Texas-El Paso | 2 | 2 | 32 | 209 | 6.5 | 91t | 1 | 9 | 106 | 11.8 | 36 | 1 |
| 2016 | Texas-El Paso | 12 | 12 | 229 | 1,773 | 7.7 | 83t | 17 | 28 | 233 | 8.3 | 42t | 3 |
| College totals (four years) | | 35 | 32 | 658 | 4,114 | 6.3 | 91t | 33 | 71 | 646 | 9.1 | 72t | 7 |

KOFI AMICHIA

GUARD | SOUTH FLORIDA

Drafted: Sixth Round

Overall: 212th (18th tackle selected)



Ht: 6-3 Wt: 304 | Born: July 29, 1994 | High School Hometown: Powder Springs, Ga.



CAREER HIGHLIGHTS:

➤ Selected by Green Bay in the sixth round of the 2017 NFL Draft with the No. 212 overall selection, becoming the first University of South Florida offensive lineman to be drafted by the Packers.

➤ Became just the third USF offensive lineman to be selected in the NFL Draft, joining Kennyatta Jones (2001, New England Patriots, fourth round) and Austin Reiter (2015, Washington Redskins, seventh round).

➤ Started the final 28 games of his collegiate career, with 26 starts coming at left tackle and two at right tackle.

➤ Named first-team All-American Athletic Conference as a senior in 2016 after being part of an offense that set school records with 77 touchdowns, 47 rushing touchdowns (second in the FBS), 3,714 rushing yards and 6,650 yards of total offense.

➤ Finished his college career on a team that won a school-record 11 games in 2016 (one of just 11 teams to reach 11 wins) and ended the season ranked No. 19 in The Associated Press poll, marking the first time in program history that USF appeared in the final season rankings. Helped USF rank No. 5 in the FBS in 2016 with a .846 winning percentage (11-2).

➤ Blocked for QB Quinton Flowers, who was named 2016 American Athletic Conference Offensive Player of the Year.

➤ As a junior in 2015, started all 13 games at left tackle and was a member of an offensive line that led the AAC in fewest sacks allowed in conference games (1.12 per game).

➤ Saw action in four games, with two starts at right tackle, as a sophomore in 2014.

➤ Earned his degree in information technology.

2016: Earned first-team American Athletic Conference honors after starting all 13 games at left tackle...Part of an offense that set school records with 77 TDs, 47 rushing TDs (second in the FBS), 3,714 rushing yards and 6,650 yards of total offense, while ranking No. 14 in the nation in sacks allowed (1.15)...Part of a team that scored 40-plus points in eight games...Helped extend nation-leading streak of 30-plus-point games to 17...Offense finished the regular season ranked No. 5 nationally in rushing offense (291.8 ypg), No. 8 in scoring offense (43.6 ppg) and No. 9 in total offense (515.1 ypg)...Helped pave the way for Flowers (eight) and RB Marlon Mack (seven) to combine for 15 individual 100-yard rushing performances...**Vs. Northern Illinois (Sept. 10):** Helped the offense rack up 658 total yards, the fourth-highest total in school history...**Vs. Navy (Oct. 28):** Part of a line that paved the way for three players to rush for 100-plus yards in the same game for the first time in program history (Flowers, 176; Mack, 125; RB D'Ernest Johnson, 107). The offense totaled 412 rushing yards on 44 attempts (9.4 avg.)...**At Memphis (Nov. 12):** Helped block for Flowers, who recorded 210 yards and three touchdowns on 20 rushes (10.5 avg.). As a team, the Bulls set a program single-game high with 416

AT A GLANCE ...

- Name is pronounced KOE-fee uh-MEE-chee-uh.
- Started the final 28 games of his collegiate career, with 26 starts coming at left tackle and two at right tackle.
- Named first-team All-American Athletic Conference as a senior in 2016 after being part of an offense that set school records with 77 touchdowns, 47 rushing touchdowns (second in the FBS), 3,714 rushing yards and 6,650 yards of total offense.
- Finished his college career on a team that won a school-record 11 games in 2016 (one of just 11 teams to reach 11 wins) and ended the season ranked No. 19 in *The Associated Press* poll, marking the first time in program history that USF appeared in the final season rankings. Helped USF rank No. 5 in the FBS in 2016 with a .846 winning percentage (11-2).
- Lettered in football for three years at McEachern High School in Powder Springs, Ga., and was part of teams that compiled a 30-5 record and won two region titles.
- Selected by Green Bay in the sixth round of the 2017 NFL Draft with the No. 212 overall selection, becoming the first University of South Florida offensive lineman to be drafted by the Packers.

rushing yards on 50 carries (8.3 avg.), and their 679 yards of total offense ranked No. 2 in school history.

2015: Started all 13 games at left tackle...Member of an offensive line that plowed the way for a then-school-record 3,205 rushing yards and led the AAC in fewest sacks allowed in conference games (1.12 per game)...Helped produce a then-record 5,741 yards of total offense...Blocked for Mack, who earned first-team all-conference honors by leading the AAC in rushing and setting a then-USF single-season record with 1,381 yards...Part of a team that won seven of its final nine games and made its first bowl appearance (Miami Beach Bowl) in five years...Part of an offense that registered 450-plus yards of total offense in eight games and 240-plus rushing yards in nine contests...**Vs. SMU (Oct. 24):** Part of a line that blocked for five rushing touchdowns, including three by Flowers to tie for the most in a single game by a quarterback in school history...**Vs. Temple (Nov. 14):** Helped clear the way for Mack to rush for 230 yards and two touchdowns on 21 carries as part of the victory over the No. 21-ranked Owls, marking the first USF victory over a ranked team at Raymond James Stadium since 2009 (No. 20 West Virginia)...**Vs. Cincinnati (Nov. 20):** Blocked for a rushing attack that set season highs in rushing yards (355) and yards per rush (6.8 avg.).

2014: Played in four games and started the final two games of the season at right tackle...**At Wisconsin (Sept. 27):** Made his collegiate debut...**At Memphis (Nov. 22):** Made his first career start and blocked for a passing attack that set season highs in passing yards (301), completions (27) and attempts (46).

2013: Did not see any playing time as a redshirt freshman.

HIGH SCHOOL: Lettered in football for three years at McEachern High School in Powder Springs, Ga. ...Part of teams that compiled a 30-5 record and won two region titles during his three seasons...Earned a spot in the all-state all-star game as a senior playing at right tackle...Was a first-team all-county selection...Posted 46 pancake blocks... Also spent time on defense and recorded a sack...Helped McEachern to a 10-2 record and the second round of the state playoffs as a senior...Named one of the top players in Georgia by ESPN High School...Posted 42 pancake blocks and allowed only one sack, while starting all 12 games as a junior...Also lettered two years in basketball and one year in track and field (shot put).

PERSONAL: Given name Kofi Kaku Amichia...Name is pronounced KOE-fee uh-MEE-chee-uh...Born in East Point, Ga. ...Single...Parents, Joe and Esther Amichia, are both natives of Ghana...The name Kofi means born on Friday... Visited a children's hospital and elementary schools while in college...Residence: Riverdale, Ga.



KOFI AMICHIA'S COLLEGE GAMES PLAYED/STARTED

| Year | School | GP | GS |
|------------------------------------|---------------|-----------|-----------|
| 2013 | South Florida | 0 | 0 |
| 2014 | South Florida | 4 | 2 |
| 2015 | South Florida | 13 | 13 |
| 2016 | South Florida | 13 | 13 |
| College totals (four years) | | 30 | 28 |

ALL-TIME PACKERS COMPENSATORY SELECTIONS (40)

| Year | Rd | Player, Pos., School | Overall | Year | Rd | Player, Pos., School | Overall |
|------|----|---------------------------------------|---------|------|----|--|---------|
| 1994 | 3 | LeSHON JOHNSON, RB, Northern Illinois | 84 | 2003 | 6 | BRENNAN CURTIN, T, Notre Dame | 212 |
| | | (from San Francisco 49ers) | | 2003 | 7b | DeANDREW RUBIN, WR/KR, South Florida | 253 |
| 1994 | 6d | PAUL DUCKWORTH, LB, Connecticut | 190 | 2003 | 7c | CARL FORD, WR, Toledo | 256 |
| | | (from San Francisco 49ers) | | 2003 | 7d | STEVE JOSUE, LB, Carson-Newman | 257 |
| 1996 | 3b | TYRONE WILLIAMS, CB, Nebraska | 93 | 2004 | 7 | SCOTT WELLS, C, Tennessee | 251 |
| 1996 | 6 | MARCO RIVERA, G, Penn State | 208 | 2006 | 5b | TONY MOLL, T, Nevada | 165 |
| 1996 | 7b | KEITH MCKENZIE, LB, Ball State | 252 | 2006 | 7 | DAVE TOLLEFSON, DE, Northwest Missouri St. | 253 |
| 1997 | 7c | RONNIE McADA, QB, Army | 240 | 2007 | 7b | CLARK HARRIS, TE, Rutgers | 243 |
| 1998 | 6b | MATT HASSELBECK, QB, Boston College | 187 | 2008 | 4b | JOSH SITTON, G, Central Florida | 135 |
| 1999 | 3b | CLETIDUS HUNT, DT, Kentucky State | 94 | 2010 | 5b | MARSHALL NEWHOUSE, G/T, Texas Christian | 169 |
| 1999 | 4a | AARON BROOKS, QB, Virginia | 131 | 2011 | 4 | DAVON HOUSE, CB, New Mexico St. | 131 |
| 1999 | 4b | JOSH BIDWELL, P, Oregon | 133 | 2012 | 4a | MIKE DANIELS, DT, Iowa | 132 |
| 1999 | 6b | SCOTT CURRY, T, Montana | 203 | 2012 | 4b | JERRON McMILLIAN, S, Maine | 133 |
| 2000 | 4c | GARY BERRY, S, Ohio State | 126 | 2012 | 7a | ANDREW DATKO, T, Florida State | 241 |
| 2000 | 7c | CHARLES LEE, WR, Central Florida | 242 | 2012 | 7b | B.J. COLEMAN, QB, UT-Chattanooga | 242 |
| 2000 | 7d | EUGENE McCASLIN, LB, Florida | 249 | 2013 | 5b | JOSH BOYD, DE, Mississippi State | 167 |
| 2000 | 7e | RONDELL MEALEY, RB, Louisiana State | 252 | 2014 | 3b | RICHARD RODGERS, TE, California | 98 |
| 2001 | 6 | DAVID MARTIN, TE, Tennessee | 198 | 2014 | 5b | JARED ABBREDEIS, WR, Wisconsin | 176 |
| 2002 | 4 | NAJEB DAVENPORT, FB, Miami (Fla.) | 135 | 2015 | 6b | CHRISTIAN RINGO, DT, Louisiana-Lafayette | 210 |
| | | | | 2015 | 6c | KENNARD BACKMAN, TE, Alabama-Birmingham | 213 |
| | | | | 2016 | 4a | BLAKE MARTINEZ, LB, Stanford | 131 |
| | | | | 2016 | 4b | DEAN LOWRY, DE, Northwestern | 137 |
| | | | | 2017 | 5b | AARON JONES, RB, Texas-El Paso | 182 |

NOTE — The NFL actually has awarded the Packers only 38 such choices, but the team obtained two from San Francisco in 1994, when compensatories could be traded. In 2017, compensatory picks were once again be allowed to be traded.

DEVANTE MAYS

RUNNING BACK | UTAH STATE

Drafted: Seventh Round (a)

Overall: 238th (24th running back selected)



Ht: 5-10 Wt: 230 | Born: May 26, 1994 | High School Hometown: Livingston, Texas



CAREER HIGHLIGHTS:

➤ Selected by the Packers with the first of two seventh-round picks (No. 238 overall) in the 2017 NFL Draft, a pick that was acquired from Denver along with a fifth-round pick (No. 175 overall) in exchange for Green Bay's fifth-round pick (No. 172 overall).

➤ Became the first running back to be drafted by Green Bay out of Utah State and just the fourth Utah State RB to be drafted in the past 34 years.

➤ Rushed for 1,225 yards and 12 TDs on 202 carries (6.1 avg.) in two seasons at Utah State (2015-16), appearing in 19 games with eight starts.

➤ Was limited to just six games as a senior in 2016 due to knee and ankle injuries, but rushed for a career-high 208 yards on just 18 carries (11.6 avg.) and matched his career best with three rushing TDs in the season opener vs. Weber State.

➤ Led the Aggies in rushing yards (966), rushing attempts (165) and rushing TDs (nine) as a junior in 2015. Ranked third in the conference in yards per carry (5.9 avg.).

➤ Posted three multi-TD games as a junior and registered a rushing TD in four consecutive games.

➤ Earned Southwest Junior College Football Conference recognition as a sophomore in 2014 at Blinn College (Brenham, Texas) after he rushed for 557 yards and three TDs on 57 carries (9.8 avg.) in six games.

➤ Spent his freshman season at Tyler (Texas) Junior College in 2012.

➤ Was a two-time Class 4A District 20 first-team selection at Livingston (Texas) High School, rushing for 1,023 yards and 19 TDs on 169 carries (6.1 avg.) as a junior.

➤ Earned his degree in interdisciplinary studies with an emphasis in health and wellness.

2016: Was limited to just six games with two starts due to knee and ankle injuries, rushing for 259 yards and three TDs on 37 carries (7.0 avg.)...**Vs. Weber State (Sept. 1):** Posted a career-high 208 yards and matched his career best with three TDs on 18 carries (11.6 avg.), scoring on TD runs of 18, 18 and 66 yards. The 66-yard TD run that opened the second quarter was the longest of his collegiate career...**At Southern California (Sept. 10):** Carried the ball eight times for 24 yards (3.0 avg.) and had an 8-yard reception before leaving the game due to an injury...**Vs. San Diego State (Oct. 28):** Registered 19 yards rushing on eight attempts (2.4 avg.).

2015: Appeared in all 13 games with six starts, leading the team in rushing attempts (165), rushing yards (966) and rushing TDs (nine)...Finished No. 3 in the conference with an average of 5.9 yards per carry...His yards-per-carry average also ranked No. 9 in school history for a single season...Ranked No. 7 in the Mountain West Conference in rushing TDs and No. 10 with his average of 74.3 rushing yards per game...Posted three 100-yard rushing games on the season...Registered three multi-TD games and a rush-

AT A GLANCE ...

- Rushed for 1,225 yards and 12 TDs on 202 carries (6.1 avg.) in two seasons at Utah State (2015-16), appearing in 19 games with eight starts.
- Was limited to just six games as a senior in 2016 due to knee and ankle injuries, but rushed for a career-high 208 yards on just 18 carries (11.6 avg.) and matched his career best with three rushing TDs in the season opener vs. Weber State.
- Led the Aggies in rushing yards (966), rushing attempts (165) and rushing TDs (nine) as a junior in 2015, ranking third in the conference in yards per carry (5.9 avg.).
- Posted three multi-TD games as a junior and registered a rushing TD in four consecutive games.
- Earned Southwest Junior College Football Conference recognition as a sophomore in 2014 at Blinn College (Brenham, Texas) after he rushed for 557 yards and three TDs on 57 carries (9.8 avg.) in six games.
- Was a two-time Class 4A District 20 first-team selection at Livingston (Texas) High School, rushing for 1,023 yards and 19 TDs on 169 carries (6.1 avg.) as a junior.
- Selected by the Packers in the seventh round of the 2017 NFL Draft (No. 238 overall), the first running back to be chosen by Green Bay out of Utah State and just the fourth RB to be drafted from Utah State in the past 34 years.

ing TD in four consecutive contests...**Vs. Southern Utah (Sept. 3):** Rushed for 51 yards on just four carries (12.8 avg.) in his Aggie debut, highlighted by a 39-yard run...**At Fresno State (Oct. 10):** Posted 92 rushing yards and a career-high three TDs on nine attempts (10.2 avg.). Scored on runs of 5, 41 and 23 yards...**Vs. Wyoming (Oct. 30):** Racked up a season-high 176 yards and two TDs on 22 carries (8.0 avg.), the most rushing yards by an Aggie RB since Kerwynn Williams' 235-yard outing in the 2012 Famous Idaho Potato Bowl. Scored on a rushing TD for the fourth consecutive game, giving him seven rushing TDs over that four-game span...**Vs. Nevada (Nov. 21):** Posted 133 yards rushing and two TDs on 22 carries (6.0 avg.), with both of his TD runs coming in the third quarter to help the Aggies come back from a 27-7 second-half deficit in the 31-27 win...**Vs. Akron (Famous Idaho Potato Bowl, Dec. 22):** Recorded 124 rushing yards on just 12 carries (10.3 avg.), highlighted by a season-long 61-yard run to the Akron 10 late in the first half that helped set up a TD.

2014: Earned Southwest Junior College Football Conference honorable mention recognition at Blinn College (Brenham, Texas) after rushing for 557 yards and three TDs on 57 carries (9.8 avg.)...Appeared in six of eight games, starting all six of them, and made 11 receptions for 127 yards (11.5 avg.)...Recorded four 100-yard rushing games on the season...**Vs. Trinity Valley CC (Oct. 11):** Hauled in a season-high four passes for 36 yards (9.0 avg.)...**At Kilgore College (Oct. 18):** Posted a season-high 123 yards rushing on just seven carries (17.8 avg.).

2013: Redshirted at Blinn College.

2012: Played at Tyler (Texas) Junior College, scoring on a 15-yard TD run on his first carry with the Apaches.

HIGH SCHOOL: Was a two-time Class 4A District 20 first-team selection at Livingston (Texas) High School... Helped the Lions to a 7-3 record and an appearance in the 4A Region III playoffs as a senior, rushing for 600 yards and eight TDs on 58 carries (10.3 avg.)...Posted 1,023 yards rushing and 19 TDs on 169 carries (6.1 avg.) as a junior, adding 11 catches for 90 yards (8.2 avg.)...Lettered twice in powerlifting as well as track, competing in the 100-meter event and the shot put.

PERSONAL: Given name Devante Roshard Mays... Nickname is "Bull"...Born in Livingston, Texas ...Single... Is one of 10 children in his family...Visited schools and spoke to students while he was in college...Residence: Livingston, Texas.



DEVANTE MAYS' COLLEGE STATISTICS

| Year | School | RUSHING | | | | | | | RECEIVING | | | | |
|-------------------------------------|---------------|------------|-----------|------------|--------------|------------|------------|-----------|----------------------------|------------|-------------|-----------|----------|
| | | GP | GS | Att | Yds | Avg | Lg | TD | No | Yds | Avg | Lg | TD |
| 2012 | Tyler J.C. | | | | | | | | (statistics not available) | | | | |
| 2014 | Blinn College | 6 | 6 | 57 | 557 | 9.8 | 41 | 3 | 11 | 129 | 11.7 | 25 | 0 |
| 2015 | Utah State | 13 | 6 | 165 | 966 | 5.9 | 61 | 9 | 1 | 9 | 9.0 | 9 | 0 |
| 2016 | Utah State | 6 | 2 | 37 | 259 | 7.0 | 66t | 3 | 1 | 8 | 8.0 | 8 | 0 |
| College totals (three years) | | .25 | 14 | 259 | 1,782 | 6.9 | 66t | 15 | 13 | 146 | 11.2 | 25 | 0 |

PACKERS' LONGEST WINNING AND LOSING STREAKS, VS. ONE OPPONENT

WINNING STREAKS, ALL-TIME

| | | |
|----|-----------------------------|-----------|
| 15 | Chicago Cardinals | 1937-46 |
| 10 | Detroit | 1940-45 |
| | Chicago Bears | 1994-98 |
| | Detroit | 2005-10 |
| 9 | Philadelphia | 1933-46 |
| | Pittsburgh Pirates/Steelers | 1933-46 |
| | San Francisco | 1996-2010 |

WINNING STREAKS, ACTIVE

| | | |
|---|--------------------------------|-----------|
| 7 | Oakland | 1990-2015 |
| | San Diego/Los Angeles Chargers | 1993-2015 |
| | St. Louis/Los Angeles Rams | 2007-15 |
| 3 | Detroit Lions | 2015-16 |

LOSING STREAKS, ALL-TIME

| | | |
|----|-------------------|---------|
| 11 | L.A. Rams | 1948-53 |
| | Detroit | 1949-54 |
| 8 | Miami | 1971-94 |
| | Chicago Bears | 1985-88 |
| 7 | Chicago Cardinals | 1946-49 |
| | San Francisco | 1951-54 |
| | Minnesota | 1975-78 |

LOSING STREAKS, ACTIVE

| | | |
|---|--------------|-----------|
| 4 | Pittsburgh | 1998-2013 |
| 3 | Cincinnati | 2005-13 |
| 2 | Indianapolis | 2012-16 |

* Regular-season games only

MALACHI DUPRE

WIDE RECEIVER | LOUISIANA STATE

Drafted: Seventh Round (b)

Overall: 247th (32nd wide receiver selected)



Ht: 6-2 | Wt: 196 | Born: October 12, 1995 | High School Hometown: River Ridge, La.



CAREER HIGHLIGHTS:

➤ Selected by Green Bay in the seventh round of the 2017 NFL Draft with the No. 247 overall selection, becoming the first LSU wide receiver to be drafted by the Packers and the first player from LSU to be selected by Green Bay since FB Quinn Johnson (fifth round) in 2009.

➤ Became the first LSU wide receiver to be chosen in the NFL Draft since Odell Beckham Jr. (first round, N.Y. Giants), Jarvis Landry (second round, Miami Dolphins) and James Wright (seventh round, Cincinnati Bengals) in 2014.

➤ Saw action in 36 games with 19 starts in three years and finished with 98 receptions for 1,609 yards (16.4 avg.) and 11 touchdowns.

➤ Registered five 100-yard receiving games during his career.

➤ Earned second-team All-Southeastern Conference honors as a junior in 2016 after catching a team-best 41 passes for 593 yards (14.5 avg.) and three TDs (tied for the team lead).

➤ Set career highs in receptions (43), receiving yards (698) and receiving TDs (six) in 2015 as a sophomore.

➤ Named to the SEC All-Freshman team in 2014 after leading the Tigers with 22.7 yards per reception.

➤ Majored in sports administration and business.

2016: Saw action in all 12 games with a career-best nine starts and earned second-team All-SEC honors from both the conference's coaches and *The Associated Press* after catching a team-best 41 passes for 593 yards (14.5 avg.) and three TDs (tied for the team lead)...Caught four-plus passes in six games and at least one pass in 11 contests...

Vs. Southern Miss (Oct. 15): Totaled 100 yards and two TDs on three receptions (33.3 avg.), highlighted by a season-long 63-yard TD catch late in the third quarter...

At Texas A&M (Nov. 24): Hauled in four passes for 50 yards (12.5 avg.) and a touchdown as part of an offensive performance that saw the Tigers rack up 622 yards and 54 points...**Vs. Louisville (Citrus Bowl, Dec. 31):** Recorded a career-high 139 yards on a season-best seven receptions (19.9 avg.) in the 29-9 victory.

2015: Played in all 12 games, making eight starts...Led the team and set career highs in receptions (43), receiving yards (698) and receiving TDs (six)...Recorded at least one catch in every game and multiple receptions in 11 games...**Vs. Florida (Oct. 17):** Finished with 115 yards and two TDs on four receptions (28.8 avg.), including a 50-yard TD catch with 15 seconds remaining in the first half...**Vs. Arkansas (Nov. 14):** Totaled 109 yards and a TD on a career-best eight receptions (13.6 avg.)...**At Ole Miss (Nov. 21):** Hauled in a team-high six passes for 55 yards (9.2 avg.)...**Vs. Texas Tech (Texas Bowl, Dec. 29):** Registered a team-best four receptions for 96 yards (24.0 avg.).

2014: Started two of 12 games played and led the team with 22.7 yards per catch, earning SEC All-Freshman team

AT A GLANCE ...

- Name is pronounced MAL-uh-kye doo-PREE.
- Saw action in 36 games with 19 starts in three years at Louisiana State and finished with 98 receptions for 1,609 yards (16.4 avg.) and 11 touchdowns.
- Earned second-team All-Southeastern Conference honors as a junior in 2016.
- Set career highs in receptions (43), receiving yards (698) and receiving TDs (six) in 2015 as a sophomore.
- Named to the SEC All-Freshman Team in 2014 after leading the Tigers with 22.7 yards per reception.
- Selected by Green Bay in the seventh round of the 2017 NFL Draft with the No. 247 overall selection, becoming the first LSU wide receiver to be drafted by the Packers and the first player from LSU to be selected by Green Bay since FB Quinn Johnson (fifth round) in 2009.

honors...Finished with 14 receptions for 318 yards (No. 2 on the team) and five TDs...Caught at least one pass in eight of 12 games...Was one of 17 true freshmen to play for the Tigers in 2014...**Vs. Mississippi State (Sept. 20):** Recorded season highs for receptions (four), receiving yards (120) and TDs (two). The TDs came from 31 yards and 30 yards out, 28 seconds apart, late in the fourth quarter. Became the first LSU freshman wide receiver to post 100-plus yards receiving in the SEC opener since Jerel Myers had 13 receptions for 153 yards (11.8 avg.) against Auburn in 1999. Was the first LSU player to catch two TDs or more in the SEC opener since Josh Reed hauled in two TDs at Auburn in 2000...**Vs. New Mexico State (Sept. 27):** Made his first career start and finished with three catches for 54 yards (18.0 avg.) and a TD...**At Auburn (Oct. 4):** Joined QB Brandon Harris to become the first freshman quarterback-wide receiver combination to start a game in program history, and they connected for a 52-yard completion.

HIGH SCHOOL: Attended John Curtis High School in River Ridge, La., where he lettered for four years in football...Ranked as a five-star prospect by 247Sports.com, Rivals.com and Scout.com...Named to the *USA Today* All-USA first-team offense...Listed as the No. 1 overall wide receiver nationally by ESPN.com and the 17th-best player in the class of 2014...Rated the No. 2 receiver nationally by Rivals and the 15th overall player in the country...Ranked as the No. 2 receiver and the 27th overall player by Scout...Listed as the 30th overall player and No. 3 receiver by 247Sports...Hauled in 34 receptions for 607 yards (17.9 avg.) and six TDs as a senior, helping his team win the Division II state championship...Selected to the Louisiana State Writers Association Class 3A all-state team...Played in the Under Armour All-America Game...Earned 2012 Class 2A first-team all-state honors after recording 36 receptions for 816 yards (22.7 avg.) and 15 TDs as a junior on John Curtis' undefeated state and national championship team...Member of *The Baton Rouge Advocate* Super Dozen in 2013...Also lettered four years in both basketball and track and field...Was a state champion in three jumps – triple, long and high – as a junior in 2013.

PERSONAL: Given name Malachi Joshua Dupre... Name is pronounced MAL-uh-kye doo-PREE... Born in New Orleans, La. ... Single... Spoke to middle-school and high-school teams while in college... Residence: New Orleans, La.



MALACHI DUPRE'S COLLEGE STATISTICS

| Year | School | GP | GS | RECEIVING | | | | |
|-------------------------------------|-----------------|------------|-----------|-----------|--------------|-------------|-----------|-----------|
| | | | | No | Yds | Avg | Lg | TD |
| 2014 | Louisiana State | 12 | 2 | 14 | 318 | 22.7 | 52 | 5 |
| 2015 | Louisiana State | 12 | 8 | 43 | 698 | 16.0 | 55t | 6 |
| 2016 | Louisiana State | 12 | 9 | 41 | 593 | 14.5 | 63 | 3 |
| College totals (three years) | | .36 | 19 | 98 | 1,609 | 16.4 | 63 | 14 |

THE BONUS CHOICE, 1947-58

| | | | |
|------|-------------------|---------------------------------|-----------|
| 1947 | Chicago Bears | Bob Fenimore, Oklahoma A&M | HB |
| 1948 | Washington | Harry Gilmer, Alabama | QB |
| 1949 | Philadelphia | Chuck Bednarik, Pennsylvania | C |
| 1950 | Detroit | Leon Hart, Notre Dame | E |
| 1951 | New York Giants | Kyle Rote, Southern Methodist | HB |
| 1952 | Los Angeles Rams | Bill Wade, Vanderbilt | QB |
| 1953 | San Francisco | Harry Babcock, Georgia | E |
| 1954 | Cleveland Browns | Bobby Garrett, Stanford | QB |
| 1955 | Baltimore Colts | George Shaw, Oregon | QB |
| 1956 | Pittsburgh | Gary Glick, Colorado A&M | DB |
| 1957 | Green Bay | Paul Hornung, Notre Dame | HB |
| 1958 | Chicago Cardinals | King Hill, Rice | QB |

Each NFL club from 1947-58 received by random draw one "bonus choice," the No. 1 overall selection in the draft. That team then forfeited its last-round choice and was eliminated from future draws. In 1957, Green Bay used its bonus to select "Golden Boy" Paul Hornung.



GREEN BAY'S 92 FIRST-ROUND DRAFT CHOICES

| Year | Overall | Name | Pos. | School | Year | Overall | Name | Pos. | School |
|------|---------|--|------|-----------------|------|------------------|---|---------------|-------------------|
| 1936 | 7 | Russ Letlow | G | San Francisco | 1976 | 23 | Mark Koncar | T | Colorado |
| 1937 | 9 | Ed Jankowski | B | Wisconsin | 1977 | 9 | Mike Butler | DE | Kansas |
| 1938 | 7 | Cecil Isbell | B | Purdue | 28 | Ezra Johnson | DE | Morris Brown | |
| 1939 | 9 | Larry Buhler | B | Minnesota | 1978 | 6 | James Lofton | WR | Stanford |
| 1940 | 9 | Hal Van Every | B | Minnesota | 26 | John Anderson | LB | Michigan | |
| 1941 | 7 | George Paskvan | B | Wisconsin | 1979 | 15 | Eddie Lee Ivery | RB | Georgia Tech |
| 1942 | 9 | Urban Odson | T | Minnesota | 1980 | 4 | Bruce Clark | DT | Penn State |
| 1943 | 8 | Dick Wildung | T | Minnesota | 26 | George Cumby | LB | Oklahoma | |
| 1944 | 7 | Merv Pregulman | G | Michigan | 1981 | 6 | Rich Campbell | QB | California |
| 1945 | 11 | Walt Schlinkman | FB | Texas Tech | 1982 | 22 | Ron Hallstrom | G | Iowa |
| 1946 | 6 | John Strzykalski | B | Marquette | 1983 | 11 | Tim Lewis | CB | Pittsburgh |
| 1947 | 6 | Ernie Case | QB | UCLA | 1984 | 12 | Alphonso Carreker | DE | Florida State |
| 1948 | 7 | Earl (Jug) Girard | B | Wisconsin | 1985 | 7 | Ken Ruettgens | T | Southern Cal. |
| 1949 | 5 | Stan Heath | QB | Nevada | 1986 | 14 | <i>(dealt to San Diego in Mossy Cade trade)</i> | | |
| 1950 | 4 | Clayton Tonnemaker | C | Minnesota | 1987 | 4 | Brent Fullwood | RB | Auburn |
| 1951 | 5 | Bob Gain | T | Kentucky | 1988 | 7 | Sterling Sharpe | WR | South Carolina |
| 1952 | 4 | Babe Parilli | QB | Kentucky | 1989 | 2 | Tony Mandarich | T | Michigan State |
| 1953 | 7 | Al Carmichael | HB | Southern Cal. | 1990 | 18 | Tony Bennett | LB | Mississippi |
| 1954 | 3 | Art Hunter | T | Notre Dame | 19 | Darrell Thompson | RB | Minnesota | |
| | 4 | Veryl Switzer | HB | Kansas State | 1991 | 19 | Vinnie Clark | CB | Ohio State |
| 1955 | 5 | Tom Bettis | G/LB | Purdue | 1992 | 5 | Terrell Buckley | CB | Florida State |
| 1956 | 8 | Jack Losch | HB | Miami (Fla.) | 1993 | 15 | Wayne Simmons | LB | Clemson |
| 1957 | 1 | Paul Horning | HB | Notre Dame | 29 | George Teague | S | Alabama | |
| | 4 | Ron Kramer | E | Michigan | 1994 | 16 | Aaron Taylor | G | Notre Dame |
| 1958 | 3 | Dan Currie | C | Michigan State | 1995 | 32 | Craig Newsome | CB | Arizona State |
| 1959 | 1 | Randy Duncan | QB | Iowa | 1996 | 27 | John Michels | T | Southern Cal. |
| 1960 | 5 | Tom Moore | HB | Vanderbilt | 1997 | 30 | Ross Verba | T | Iowa |
| 1961 | 12 | Herb Adderley | DB | Michigan State | 1998 | 19 | Vonnie Holliday | DT | North Carolina |
| 1962 | 14 | Earl Gros | FB | Louisiana State | 1999 | 25 | Antuan Edwards | CB | Clemson |
| 1963 | 14 | Dave Robinson | DE | Penn State | 2000 | 14 | Bubba Franks | TE | Miami (Fla.) |
| 1964 | 13 | Lloyd Voss | T | Nebraska | 2001 | 10 | Jamal Reynolds | DE | Florida State |
| 1965 | 7 | Donny Anderson | HB | Texas Tech | 2002 | 20 | Javon Walker | WR | Florida State |
| | 10 | Lawrence Elkins | WR | Baylor | 2003 | 29 | Nick Barnett | LB | Oregon State |
| 1966 | 9 | Jim Grabowski | FB | Illinois | 2004 | 25 | Ahmad Carroll | CB | Arkansas |
| | 13 | Gale Gillingham | T | Minnesota | 2005 | 24 | Aaron Rodgers | QB | California |
| 1967 | 9 | Bob Hyland | C/G | Boston College | 2006 | 5 | A.J. Hawk | LB | Ohio State |
| | 25 | Don Horn | QB | San Diego State | 2007 | 16 | Justin Harrell | DT | Tennessee |
| 1968 | 5 | Fred Carr | LB | Texas-El Paso | 2008 | 30 | <i>(dealt to N.Y. Jets in draft-day trade)</i> | | |
| | 26 | Bill Lueck | G | Arizona | 2009 | 9 | B.J. Raji | NT | Boston College |
| 1969 | 12 | Rich Moore | DT | Villanova | 26 | Clay Matthews | LB | Southern Cal. | |
| 1970 | 2 | Mike McCoy | DT | Notre Dame | 2010 | 23 | Bryan Bulaga | T | Iowa |
| | 16 | Rich McGeorge | TE | Elon | 2011 | 32 | Derek Sherrod | T | Mississippi State |
| 1971 | 9 | John Brockington | RB | Ohio State | 2012 | 28 | Nick Perry | LB | Southern Cal. |
| 1972 | 7 | Willie Buchanan | CB | San Diego State | 2013 | 26 | Datone Jones | DE | UCLA |
| | 11 | Jerry Tagge | QB | Nebraska | 2014 | 21 | Ha Ha Clinton-Dix | S | Alabama |
| 1973 | 21 | Barry Smith | WR | Florida State | 2015 | 30 | Damarious Randall | CB | Arizona State |
| 1974 | 12 | Barty Smith | RB | Richmond | 2016 | 27 | Kenny Clark | DT | UCLA |
| 1975 | 9 | <i>(dealt to L.A. Rams in John Hadl trade)</i> | | | 2017 | 29 | <i>(dealt to Cleveland in draft-day trade)</i> | | |





44

DONATELLO BROWN

CB, 6-0, 190, 5/15/91

Rookie, Valdosta State

Signed by Green Bay as an undrafted free agent on May 5, 2017... Played in 46 games with 19 starts in four seasons at Valdosta State... Totaled 69 tackles (55 solo), 2½ tackles for a loss, three interceptions and 15 passes defended... Started nine of 11 games played as a senior in 2016, totaling 11 tackles (nine solo), two interceptions and six passes defended... Posted an interception at North Alabama (Sept. 17), his first of the season... Recorded a 4-yard interception return vs. Shorter (Nov. 12)... Posted three solo tackles vs. UNC-Pembroke (Nov. 19)... Played in 12 games with nine starts as a junior in 2015... Racked up 30 tackles (23 solo), 1½ tackles for a loss and five passes defended... Posted four tackles (three solo), a half-tackle for a loss and a pass defended vs. West Alabama (Oct. 31)... Registered six tackles (five solo) in a playoff win vs. Carson-Newman (Nov. 21)... Appeared in 13 games with one start as a sophomore in 2014... Posted two solo tackles, a tackle for a loss and the first interception of his career, which he returned 100 yards, at West Alabama (Oct. 30)... Registered a season-high six solo tackles at Lenoir-Rhyne (Nov. 29)... Made his first career start at West Georgia (Dec. 5), totaling three tackles (two solo) and a pass defended... Missed the 2012 and 2013 seasons due to academic ineligibility... Appeared in 10 games as a true freshman in 2011, totaling four tackles (two solo)... Saw the first action of his career at Wingate (Sept. 3)... Recorded the first tackle of his career at Arkansas-Monticello (Oct. 1), finishing with two tackles (one solo)... Posted a solo tackle vs. North Alabama (Nov. 12)... Majored in communication... Attended North Cobb High (Kennesaw, Ga.), lettering two years each in football and track and field... Played RB, CB and S... His nephew, John Brown, plays wide receiver for the Arizona Cardinals after being selected in the third round of the 2014 NFL Draft... Single, lives in Homestead, Fla. ...Nickname is "Tello"... Given name Donatello Jaquad Brown; born in Homestead, Fla.



6

JOE CALLAHAN

QB, 6-1, 216, 6/4/93

Second Year, Wesley

Originally signed by Green Bay as an undrafted free agent on May 6, 2016... Was inactive for five games (Weeks 1-3, 5, 16-17) and all three playoff games for the Packers as the third QB last season... Also dressed, but did not play, in one contest... Spent two weeks on Green Bay's practice squad (Weeks 13-14)... Was released by the Packers on Oct. 13 and then claimed off waivers by New Orleans on Oct. 14... Was inactive for one game with the Saints before being waived on Oct. 22... Was claimed off waivers by Cleveland on Oct. 24, and was with the Browns until being released on Nov. 29... Re-signed with the Packers as a member of the practice squad on Dec. 2 before being signed to the 53-man roster on Dec. 17... For his career at Wesley, completed 918 of 1,429 pass attempts (64.2 pct.) for 12,878 yards, 130 touchdowns and 38 interceptions... As a senior in 2015, threw for 5,063 yards and 55 TDs on 346-for-496 passing (69.8 pct.), becoming the first NCAA Division III quarter-

back ever to throw for 5,000 yards in a season... Joined Hawai'i's Colt Brennan as the only quarterbacks in college football history to throw for 5,000-plus yards and 55-plus TDs in a single season... Averaged 389.6 passing yards per game and threw for at least 300 yards in all but one contest... Threw for 400 or more yards six times and threw for at least three TDs in all but one game... Passed for 424 yards and five TDs on 26-of-34 passing (76.5 pct.) in Wesley's 44-3 win at Frostburg State (Sept. 12)... Connected on 32 of 45 pass attempts (71.1 pct.) for 447 yards and six TDs at Montclair State (Oct. 31)... Threw seven TD passes while registering 363 yards on 19-of-25 passing (76.0 pct.) at William Paterson (Nov. 14)... Produced what was then the best season ever for a Wesley quarterback as he compiled a single-season-record 4,190 passing yards (fourth most in D3 history) and 46 TDs (seventh most in Division III history) to rank second in the nation in both categories as a junior in 2014... Completed 300 of 463 passes (64.8 pct.), and only threw 10 INTs on the season for a 169.28 efficiency rating... Also ran for 94 yards and five TDs... Completed 28 of 36 pass attempts (77.8 pct.) for 313 yards and four TDs vs. No. 22 Thomas More (Sept. 6)... Recorded 339 yards and five scores vs. Southern Virginia (Sept. 27), as he completed 14 of 18 pass attempts (77.8 pct.)... Threw five TD passes at Virginia-Lynchburg (Oct. 25), completing 14 of 18 attempts for 246 yards... Started all 13 games as a redshirt sophomore in 2013, completing 269 of 461 pass attempts (58.4 pct.) for 3,599 yards and 29 TDs... Added 109 rushing yards with a long of 21 yards and a team-high six rushing TDs... Engineered one of the best games ever by a first-time starter in the season opener vs. Widener (Sept. 6) as he threw for 510 yards and five TDs... Delivered on a fourth-and-21 with less than a minute remaining, throwing a 43-yard Hail Mary pass for a TD to beat Salisbury (Sept. 14), 30-27, finishing with 276 yards on 20-of-34 passing (58.8 pct.)... Ended the season with school and NCAA playoff records of 633 yards and eight passing TDs in Wesley's NCAA quarterfinal loss at Mount Union (Dec. 7)... Missed the entire 2012 season due to injury... Appeared in four games as a true freshman in 2011, completing 3 of 9 pass attempts (33.3 pct.) for 26 yards... Earned his degree in exercise science... Attended Holy Spirit High School in Absecon, N.J., where he recorded 3,330 passing yards and 40 TDs and went 12-0 as a senior... Helped lead his team to a state title in 2010 and was named all-conference and All-South Jersey... Lettered all four years in football and basketball... Was a 5K Football Charity Volunteer with his college football team... Interned with Ojeda Sports Performance while in college... Single, lives in Absecon, N.J. ... Given name Francis Joseph Callahan; nickname is "Joe"... Born in Cape May Courthouse, N.J.



56

JOHNATHAN CALVIN

LB, 6-3, 266, 11/28/93

Rookie, Mississippi State

Signed by Green Bay as an undrafted free agent on May 5, 2017... Played in 26 games with 11 starts at Mississippi State after transferring from junior college... Totaled 82 tackles (35 solo), 8½ sacks, 17 tackles for a loss, two forced fumbles and a fumble recovery for the Bulldogs... Added two passes defended, an interception and two blocked kicks... Played in all 13 games with 10 starts as a senior in 2016... Led the team with 55 tackles (23 solo), seven sacks and 11½ tackles for a loss... Added an inter-

OTHER FREE AGENTS/
FIRST-YEAR PLAYERS

COMMUNITY

ADMIN. &
COACHES

VETERANS

OP/ALF/ST/YEAR
PLAYERS

2016 REVIEW

RECORDS &
HISTORY

LAMBEAU
FIELD

MISC.

ception, two passes defensed, two forced fumbles, a fumble recovery, five QB hits and a Southeastern Conference-high two blocked kicks...Was named third-team All-SEC by *Phil Steele's College Football*...Recorded a season-high nine tackles (two solo), two tackles for a loss and a half-sack at Massachusetts (Sept. 24), and added the lone interception of his career with the Bulldogs...Posted seven tackles (one solo), 1½ sacks, two tackles for a loss and a QB hit vs. Samford (Oct. 29), the first multi-sack game of his career...Registered a career-high two sacks along with three tackles (two solo) at Mississippi (Nov. 26), helping the Bulldogs qualify for the St. Petersburg Bowl...Played in 13 games with one start as a junior in 2015 in his first season at Mississippi State...Ended the year with 27 tackles (12 solo), 1½ sacks and 5½ tackles for a loss...Registered a season-high six tackles (four solo) and added a sack at Texas A&M (Oct. 3)...Posted two solo tackles, a tackle for a loss and a QB hit at Missouri (Nov. 5)...Registered his first start as a Bulldog in the Belk Bowl against North Carolina State (Dec. 30), finishing with an assisted tackle and two QB hits...Transferred to Mississippi State after spending two years at Copiah-Lincoln Community College (Wesson, Miss.), where he was rated a three-star defensive end by ESPN, Scout, Rivals.com and 247Sports...Was ranked the No. 5 junior-college tight end by Rivals.com...Started 11 games as a sophomore in 2014 and was part of a Copiah-Lincoln team that appeared in the Mississippi Association of Community and Junior Colleges (MACJC) championship game...Posted 46 tackles (30 solo), 5½ sacks, six tackles for a loss and two forced fumbles...Opened the season with seven tackles (four solo), 2½ sacks and two tackles for a loss vs. Itawamba (Aug. 28), adding a 4-yard catch in the 37-13 win...Helped Copiah-Lincoln clinch a berth in the title game by recording four tackles (three solo), a sack, two tackles for a loss and a forced fumble vs. Northwest Mississippi (Nov. 1)...Started eight games as a freshman in 2013...Earned first-team all-conference recognition from the MACJC...Posted 29 tackles (14 solo), 5½ sacks and 12 tackles for a loss...Recorded four tackles (three solo), a sack and two tackles for a loss vs. Northeast Mississippi (Aug. 29), the first game of his career...Posted three assisted tackles, a tackle for a loss and an interception at Northwest Mississippi (Sept. 5), returning the first INT of his career 32 yards...Racked up four tackles (two solo) along with two sacks and three tackles for a loss vs. Pearl River (Oct. 12)...Earned degrees in interdisciplinary studies and business...Attended Murrah High School (Jackson, Miss.) for the final two seasons of his prep career after transferring from Provine High School (Jackson, Miss.)...Totaled 47 tackles, 13 tackles for a loss, two interceptions and a sack as a senior at Murrah...Racked up 58 tackles, six tackles for a loss and two sacks as a junior, his first season playing football...Lettered three years in basketball and one in track and field, participating in the high jump...Served meals at homeless shelters with teammates while in college...Has a 5-year-old son, Zylon Sanders...Single, lives in Jackson, Miss....Given name Johnathan Jamaal Calvin; born in Jackson, Miss.



89

MICHAEL CLARK

WR, 6-6, 217, 10/26/95

Rookie, Marshall

Signed by Green Bay as an undrafted free agent on May 5, 2017...Started all 12 games in his one season at Marshall after sitting out 2015 due to transfer rules...Played bas-

ketball at St. Francis (Pa.) for one season (2014-15)...Finished his lone season at Marshall with starts in all 12 games as a junior in 2016...Ranked No. 3 on the team with 37 receptions and a team-high 632 yards (17.1 avg.)...Had five receiving TDs, tied for the most on the team...Registered four catches for a career-high 147 yards (36.8 avg.) and a TD at Pittsburgh (Oct. 1), the first 100-yard performance of his career...Hauled in a career-high eight passes for 122 yards (15.3 avg.) at North Texas (Oct. 8), marking his second consecutive 100-yard effort...Posted 87 yards and a TD on four receptions (21.8 avg.) at Southern Mississippi (Oct. 29)...Sat out the 2015 season due to transfer rules, but was recognized with the defensive scout team award, showcasing a player who helped prepare the defense for the upcoming opponents...Played one season (2014-15) of basketball at St. Francis (Pa.), appearing in 12 games as a reserve as a true freshman...Scored six points (0.5 points per game) and six rebounds (0.5 rebounds per game)...Added one block and two steals on the season...Studied management information systems...Graduated from Lakewood High (St. Petersburg, Fla.), lettering in basketball in his lone year at the school...Spent his sophomore and junior seasons at Boca Ciega High (Gulfport, Fla.), where he lettered in basketball two years...Lettered in basketball and football as a freshman at Tampa Catholic High (St. Petersburg, Fla.), playing wide receiver...Played Little League football with Seahawks CB Shaquill Griffin, Chargers S Rayshawn Jenkins and Patriots S David Jones...Was mentored by Louis Murphy Jr., who played wide receiver with the Oakland Raiders (2009-11), Carolina Panthers (2012), N.Y. Giants (2013) and Tampa Bay Buccaneers (2014-16)...Visited children in hospitals while attending Marshall and St. Francis...Single, lives in St. Petersburg, Fla....Given name Michael Ferrer Clark; born in Salem, Mass.



9

MONTAY CROCKETT

WR, 6-0, 184, 12/11/93

Rookie, Georgia Southern

Signed by Green Bay as an undrafted free agent on May 5, 2017...Played in 47 games with 18 starts at wide receiver over four seasons at Georgia Southern...Posted 535 yards and three TDs on 32 receptions (16.7 avg.) while adding 144 rushing yards and two TDs on 15 attempts (9.6 avg.)...Added 12 punt returns for 125 yards (10.4 avg.) and returned 30 kickoffs for 638 yards (21.3 avg.)...Started all 12 contests as a senior in 2016...Hauled in 24 passes and a TD for 339 yards (14.1 avg.) and had 25 rushing yards on two attempts (12.5 avg.)...Contributed on special teams with a tackle, 12 punt returns for 125 yards (10.4 avg.) and 12 kickoff returns for 241 yards (20.1 avg.)...Had a game-high three receptions for 73 yards (24.3 avg.) and added 19 yards on four punt returns (4.8 avg.) vs. Savannah State (Sept. 3)...Led the team with 53 receiving yards and a TD on two catches (26.5 avg.) and returned three kickoffs for 68 yards (22.7 avg.) at Western Michigan (Sept. 24)...Played in all 12 games as a junior in 2015...Totaled one reception for 31 yards and a TD along with 17 rushing yards on two attempts (8.5 avg.)...Returned three kickoffs for 44 yards (14.7 avg.)...Recorded his 31-yard TD catch vs. Bowling Green State in the GoDaddy Bowl (Dec. 23)...Appeared in 12 games with one start as a sophomore in 2014...Caught three passes for 72 yards (24.0 avg.)...Returned 12 kickoffs for 290 yards (24.2 avg.) and totaled 48 rushing yards and a TD on eight attempts (6.0 avg.)...Recorded his lone score of the season on an 8-yard run

vs. Savannah State (Sept. 6)...Posted a 22-yard catch and two rushes for 16 yards (8.0 avg.) at Georgia State (Oct. 25), adding a career-long 46-yard kickoff return against the Panthers...Played in all 11 games with five starts as a redshirt freshman in 2013...Started in his college debut, hauling in two passes for 30 yards (15.0 avg.) and returning two kickoffs for 46 yards (23.0 avg.) vs. Savannah State (Aug. 31)...Posted a 50-yard TD catch, the first TD of his career, vs. St. Francis (Sept. 7)...Recorded his first rushing TD and rushed for 20 yards on two carries (10.0 avg.) vs. Chattanooga (Sept. 28)...Earned his degree in sport management...Attended South Point High School (Rock Hill, S.C.), helping the Stallions to 3A state championships in 2008 and 2011, and a title-game appearance in 2010...Was named all-state and second-team all-defense by the *Charlotte Observer* in 2011...Was a team captain as a senior in 2011, recording 605 receiving yards and seven TDs on 27 catches (22.4 avg.)...Lettered four times in football and track and field, winning two state championships in the long jump...Lost his mother, Mary, to stomach cancer...Is friends with Texas DE Jadeveon Clowney and Patriots CB Stephon Gilmore...Single, lives in Atlanta, Ga. ...Given name James Montavius Crockett; born in Rock Hill, S.C.



60 THOMAS EVANS

G. 6-3, 305, 5/9/94
Rookie, Richmond

Signed by Green Bay as an undrafted free agent on May 5, 2017...Played in 54 games with 31 starts over four seasons at Richmond, blocking for 1,000-yard rushers in 2015 and 2016...Was part of teams that won at least one game in the FCS playoffs in each of his final three seasons...Started 13 of 14 games played as a senior in 2016 and was part of an offensive line that blocked for RB Deontez Thompson's 1,001 rushing yards and nine TDs on 188 attempts (5.3 avg.)...Helped block for QB Kyle Lauletta to complete 220 of 349 passes (63.0 pct.) for 3,022 yards and 24 TDs with eight INTs...Opened holes for Thompson to total three TDs and 112 yards on 20 carries (5.6 avg.) at Albany (Oct. 8)...Helped protect Lauletta as he threw for a season-high 435 yards and five TDs on 28-of-43 passing (65.1 pct.) vs. James Madison (Nov. 5)...Started all 14 games as a junior in 2015, blocking for RB Jacobi Green to total 1,595 yards and 21 TDs on 265 carries (6.0 avg.), the most rushing TDs and fourth-most rushing yards in a season in school annals...Helped open holes for Green to have 100-yard rushing games in eight of the final 10 games of the season, including two 200-yard performances...Part of an offensive line that blocked for an offense that totaled a school-record 720 yards, including Green's 236 rushing yards and recording five TDs on 27 attempts (8.7 avg.), at James Madison (Oct. 24)...Blocked as the offense posted its second straight 500-yard game (519), as Green ran 34 times for 186 yards (5.5 avg.) and two TDs, vs. Albany (Oct. 31)...Helped Green post 358 yards and four TDs on 61 carries (5.9 avg.) in back-to-back 100-yard outputs, both vs. William & Mary (Nov. 21 and Dec. 5)...Appeared in 14 games with four starts as a sophomore in 2014...Part of a line that blocked for two 600-yard rushers...Opened holes for Green to total 634 yards and four TDs on 123 carries (5.2 avg.) along with RB Seth Fisher's 12 TDs and 777 yards on 170 attempts (4.6 avg.)...Provided QB Michael Strauss enough time to complete 240 of 362 passes (66.3 pct.) for 2,876 yards and 22 TDs with 10 INTs...Part of a line that didn't allow a sack as Strauss threw for 259 yards and three TDs

on 17-of-23 passing (73.9 pct.) vs. Morehead State (Aug. 30)...Registered the first start of his career vs. New Hampshire (Sept. 20), blocking for Strauss to complete 27 of 35 passes (77.1 pct.) for 344 yards...Paved the way in his second start for Fisher to record his first 100-yard performance on the ground at Liberty (Oct. 4), finishing with two TDs and 132 yards on 23 carries (5.7 avg.)...Appeared in 12 games as a redshirt freshman in 2013...Part of a line that provided time for Strauss to throw for 3,808 yards and 26 TDs on 333-of-509 passing (65.4 pct.) with eight INTs...Saw the first action of his career vs. Virginia Military Institute (Aug. 31), as Strauss completed 23 of 36 passes (63.9 pct.) for 265 yards and three TDs with an INT...Part of a line that kept Strauss upright as he threw for a school-record 543 yards and five TDs on 35-of-46 passing (76.1 pct.) with one INT at Delaware (Nov. 16)...Earned his degree in business administration...Attended Franklin (N.C.) High, lettering four years each in basketball, football and track and field...Played guard, tackle and defensive tackle in high school, helping Franklin to an undefeated season and conference championship in 2011...Was a team captain and was named all-state by NCPreps.com as a senior in 2011...Won the conference and regional championship in the shot put in 2010...His grandfather, T Frank Lasky, played at the University of Florida and two seasons for the N.Y. Giants (1964-65) after being selected by the Giants in the second round of the 1963 NFL Draft...Single, lives in Richmond, Va. ...Given name Thomas Francis Evans; born in Miami, Fla.




93 REGGIE GILBERT

LB. 6-3, 261, 4/1/93
First Year, Arizona

Re-signed by Green Bay on Jan. 24, 2017...Originally signed by Green Bay as an undrafted free agent on May 6, 2016...Was on Green Bay's practice squad for the entire 2016 season...Started 47 of 57 games played as a Wildcat...Compiled 143 tackles (89 solo), 27 tackles for a loss, 14 sacks, three forced fumbles and two fumble recoveries...Played in four bowl games and helped lead his program to 33 wins from 2012-15, which served as the winningest four-year stretch in Arizona history...Received a medical hardship waiver for a fifth season of eligibility...Started all 13 games as a senior in 2015, serving as one of four senior team captains, and was an All-Pacific-12 honorable mention selection...Was voted the team's Defensive Player of the Week on four separate occasions...Recorded 41 tackles (32 solo), 8½ tackles for a loss, 3½ sacks and a forced fumble...Registered his first sack of the season at Stanford (Oct. 3), adding to his total of four solo tackles on the day...Recorded a tackle, a half-sack, a forced fumble and a pass breakup vs. Washington State (Oct. 24)...Logged his highest tackle total of the season, posting six tackles (all assisted) to go along with a QB hit at Southern California (Nov. 7)...Helped his team to a 37-30 victory vs. Utah (Nov. 14) in double overtime, tallying five solo tackles, including a sack...Started 13 of 14 games played, primarily at defensive end, as a junior in 2014, producing a career-high 49 tackles (31 solo), 5½ tackles for a loss and three sacks to go along with a forced fumble...Posted five tackles (three solo), including a sack, at Texas San Antonio (Sept. 4)...Contributed three solo tackles, one of which was a sack on QB Marcus Mariota, in Arizona's 31-24 upset win at No. 2 Oregon (Oct. 2)...Recorded four tackles (two solo) and forced a fumble vs. Southern California (Oct. 11)...Posted five tackles (four solo), including a sack, at UCLA (Nov. 1)...

Started all 13 games as a sophomore in 2013...Compiled 34 tackles (15 solo), seven tackles for a loss, four sacks and a forced fumble...Earned Pac-12 All-Academic honorable mention...Registered a sack/fumble on QB Eric Soza, which was recovered by Arizona and led to a TD drive by the offense, in the Wildcats' 38-13 victory vs. UTSA (Sept. 14)...Contributed four tackles (three solo), including a sack, in Arizona's 35-24 win vs. Utah (Oct. 19)...Produced the first multi-sack performance of his career, sacking QB Connor Halliday twice in the second half vs. Washington State (Nov. 16)...Started eight of 11 games as a sophomore in 2012, recording 19 tackles (11 solo), six tackles for a loss, 3½ sacks and two fumble recoveries...Earned Pac-12 All-Academic honorable mention...Recorded four tackles (two solo), including a sack for a 12-yard loss, vs. Colorado (Nov. 10)...Contributed four tackles (three solo), including a shared tackle for a loss, in Arizona's dramatic 49-48 victory vs. Nevada (Dec. 15)...Saw action in six games as a true freshman in 2011 before suffering a season-ending injury...Served as a backup defensive lineman and contributed on the special-teams units...Earned his degree in general studies...Attended Fairfax High School in Laveen, Ariz. ...Sustained a foot injury that hindered his senior season...Registered 58 tackles, 13 sacks and two forced fumbles as a junior...Played on both sides of the ball as a defensive end and tight end...Selected All-West Region by *PrepStar* and Preseason All-Arizona Defense by 247football.com...Also lettered three years in track...His sister, Vicki Baugh, played for the WNBA's Tulsa Shock...Single, lives in Laveen, Ariz. ...Given name Reggie A. Gilbert Jr.; born in Sacramento, Calif.

ing yards and seven TDs on 132 attempts (5.9 avg.), as he posted three straight 100-yard rushing games in October... Part of a line that opened holes for LaFrance to post his first 100-yard output on the ground with 130 yards on 20 carries (6.5 avg.) at Alberta (Oct. 4)...Paved the way for LaFrance to run the ball 16 times for 117 yards (7.3 avg.) and a TD vs. Saskatchewan (Oct. 17)...Blocked for LaFrance's third consecutive 100-yard outing as he totaled 175 rushing yards and a TD on 17 attempts (10.3 avg.) at Regina (Oct. 25)...Started eight of 10 games played as a freshman in 2013, seeing time at both guard spots...Provided time for QB Jordan Yantz to set school records with 2,474 yards and 25 TDs on 145-of-252 passing (57.5 pct.) with only six INTs...Part of a line that opened holes for RB Anthony Coombs to become just the third player in school history to rush for 1,000-plus yards in a single season with 1,015 yards and five TDs on 130 attempts (7.8 avg.)...Made the first start of his career in a win at British Columbia (Sept. 14), blocking for Coombs to run the ball 20 times for 140 yards (7.0 avg.)...Paved the way for Coombs to rush for 175 yards and a TD on 13 carries (13.5 avg.) at Alberta (Oct. 26)...Helped keep Yantz upright against Alberta to complete 17 of 22 passes (77.3 pct.) for 370 yards and five TDs...Studied mechanical engineering and is expecting to earn his degree in December 2017...Attended University of Winnipeg (Man.) Collegiate...Played along the offensive and defensive lines and also played basketball and rugby... Helped instruct youth football "crunchers" camps for Manitoba...His sister, Rose, rows in the Canadian national program...Single, lives in Winnipeg, Man. ...Given name Geoff Stuart Gray; born in Winnipeg, Man.



74

GEOFF GRAY

G. 6-5, 315, 11/8/94

Rookie, Manitoba

Signed by Green Bay as an undrafted free agent on May 5, 2017, becoming just the second player from the University of Manitoba to sign as a free agent in the National Football League...Played in 38 games with 36 starts over four seasons at Manitoba...Started all eight games as a senior in 2016, with six coming at right guard and two at right tackle...Was named the Canada West Outstanding Down Lineman of the Year, first-team All-Canadian and a Canada West all-star...Provided time for QB Theo Deeazar to complete 192 passes on 317 attempts (60.6 pct.) for 2,544 yards and 20 TDs with 15 INTs...Helped protect Deeazar as he threw for four TDs and 345 yards on 21-of-27 passing (77.8 pct.) vs. Alberta (Sept. 16)...Part of a line that blocked for Deeazar to throw for 364 yards and a season-high five TDs on 33-of-48 passing (68.8 pct.) at British Columbia (Sept. 30)...Started all nine games at RT as a junior in 2015, his third consecutive year with a postseason start...Opened holes for RB Jamel Lyles to average a conference-high 8.4 yards per carry with 691 yards rushing and two TDs on 82 carries...Protected Deeazar as he threw for 2,227 yards and 17 TDs on 127-of-198 passing (64.1 pct.) with six INTs...Paved the way for Lyles to rush for 155 yards and a TD on just 11 attempts (14.1 avg.) in the season opener at Saskatchewan (Sept. 4)...Provided Deeazar time to complete 28 of 39 passes (71.8 pct.) for 519 yards, the most in a game in school history, and four TDs with an INT vs. British Columbia (Sept. 19)...Started all 11 games at RG as a sophomore in 2014, helping the Bisons clinch the Canada West title for the school's 11th Hardy Cup trophy...Blocked for RB Kienan LaFrance to total 785 rush-



54

DEREK HART

LS. 6-4, 245, 12/11/92

Rookie, James Madison

Signed by Green Bay on March 31, 2017...Went undrafted in the 2016 NFL Draft and was not on a roster for the 2016 season...Snapped for James Madison for four seasons and was the primary long snapper for his final three years after playing tight end as a freshman, appearing in a total of 43 games for the Dukes...Posted three tackles (one solo) and three receptions for 53 yards (17.7 avg.) for his career... Played in all 12 games as a senior in 2015, snapping on punts and placements...Part of a unit that averaged 41.4 yards per punt, had nine punts of 50-plus yards and placed 28 punts inside the 20...Snapped on 16 field goals with 12 makes...Snapped for three successful field goals (33 yards, 28 and 24) and one punt for 30 yards at Towson (Oct. 10) that pinned the Tigers inside their own 20...Snapped and blocked on three punts for 133 yards (44.3 avg.) vs. No. 11 Richmond (Oct. 24), with two pinning the Spiders deep in their own territory and one punt going for 50-plus yards...As a junior in 2014, played in all 13 games, snapping on 66 punts and for a field-goal unit that made 15 of 22 attempts...Protected for punters that totaled 11 punts of 50-plus yards and forced 24 fair catches...Part of a team that made the FCS playoffs, snapping on five punts for 205 yards (41.0 avg.) with a long of 64 and three punts inside the 20 vs. Liberty (Nov. 29)...Snapped for three successful FGs and four punts for 156 yards (39.0 avg.) vs. William & Mary (Nov. 1) with one punt pinning the Tribe deep in its own territory...Posted two tackles (one solo) in 12 games played in 2013 as a sophomore...Snapped on 17 FG attempts (12 successful) and 61 punts, with 10 inside the 20 and eight of 50-plus yards...Snapped on two success-

ful FGs and four punts for 170 yards (42.5 avg.) at Akron (Sept. 7)...Snapped to P Connor Arnone, who punted five times for 203 yards (40.6 avg.) at Delaware (Sept. 28), and also participated on three made field goals, including a 42-yard attempt in the first quarter...Played six games at tight end as a redshirt freshman in 2012, totaling three catches for 53 yards (17.7 avg.) and adding an assisted tackle...Made his debut at West Virginia (Sept. 15), hauling in his first catch for 9 yards...Posted the longest reception of his career with a 37-yard catch at Rhode Island (Sept. 22) in his second career game...Earned his degree in manufacturing engineering...Attended Manheim (Pa.) Central High School, starting at wide receiver for his final three seasons...Posted 33 receptions for 670 yards (20.3 avg.) and 10 TDs as a senior, earning Wide Receiver of the Year and first-team honors for the Lancaster-Lebanon League...Helped Manheim Central reach the state title game as a junior, catching the lone TD for the team in the state championship...Letered three years in football and four years in basketball and track and field...Was an engineer for Harley-Davidson for the first 10 months of 2016...Cousin, Tyler Bullock, was an offensive lineman at Connecticut, and uncle, Brian Bullock, played at Shippensburg...Single, lives in Manheim, Pa. ... Given name Derek Justin Hart; born in Manheim, Pa.



55
CODY HEIMAN
LB, 6-2, 229, 11/19/93
Rookie, Washburn

Signed by Green Bay as an undrafted free agent on May 5, 2017...Played four seasons at Washburn, seeing time at linebacker and running back...Appeared in 47 games with 36 starts and finished his career with 251 tackles (122 solo), which is good for No. 12 in school annals, 6½ sacks, 16½ tackles for a loss, five interceptions and two defensive TDs...Added 426 rushing yards and six TDs on 91 carries (4.7 avg.) in his one season at running back...Was a five-time member of the Mid-America Intercollegiate Athletics Association Academic Honor Roll...Started all 12 games at LB as a senior in 2016, earning first-team All-MIAA honors after posting 101 tackles (45 solo), 3½ sacks, seven tackles for a loss, two interceptions and seven passes defended... Added a QB hit, a forced fumble, a fumble recovery that he returned for 60 yards for a TD and a blocked kick...Made a

career-high 14 tackles (nine solo), a half-sack, an INT and two pass breakups vs. Lindenwood (Sept. 17)...Posted nine tackles (six solo), a forced fumble and a blocked extra point in a triple-overtime win at Nebraska-Kearney (Sept. 24)...Corralled opposing ball carriers for 10 tackles (two solo), a half-sack and a fumble recovery at Missouri Southern State (Oct. 8), recovering a strip-sack fumble midway through the fourth quarter and returning it 60 yards for the score...Started all 11 games as a junior in 2015 and was named the team's outstanding linebacker of the year... Posted team highs with 79 tackles (35 solo), three INTs, two fumble recoveries and a blocked kick...Added a sack, 5½ tackles for a loss and five passes defended...Registered a season-high 12 tackles (seven solo), 1½ tackles for a loss and a fumble recovery vs. Central Missouri (Oct. 10)...Recorded two INTs, the only multi-interception game of his career, including one that he returned for a 25-yard score, and added nine tackles (four solo) at Missouri Western State (Oct. 17)...Started all 11 games at LB as a sophomore in 2014...Posted 53 tackles (30 solo), two sacks and four tackles for a loss in his return to the defensive side of the ball after spending the 2013 season at running back... Added three passes defended, two QB hits and a forced fumble...Opened the season with nine tackles (six solo) and a tackle for a loss vs. Lindenwood (Sept. 4)...Recorded five tackles (all solo) and a sack vs. Missouri Western State (Oct. 18)...Saw time at RB and LB as a redshirt freshman in 2013, appearing in 11 games with two starts in the backfield...Led the team in rushing with 426 yards and six TDs on 91 carries (4.7 avg.)...Added one catch for 2 yards and 13 tackles (nine solo)...Posted the only 100-yard output of his career with 132 yards and two TDs on 26 carries (5.1 avg.) at Southwest Baptist (Oct. 5)...Made his first career start and posted 36 yards and a TD on 10 attempts (3.6 avg.) vs. Lincoln (Oct. 12)...Redshirted in 2012 due to an injury after he recorded five tackles (three solo) at Fort Hays State (Sept. 8)...Earned his degree in business management and finance...Attended Baileyville (Kan.) St. Benedict High, lettering in football all four years at LB and RB...Was all-state as a senior and all-league on offense and defense as a junior...Appeared in the state title game all four years of high school, winning as a freshman and junior...Also lettered three years in basketball and track and field, starting as an all-league pick in basketball as a junior...Was class president as a senior and on the honor roll for four years...Helped set up an annual fundraiser for the Cappers Foundation, a nonprofit that assists children and adults with disabilities...Last name is pronounced HIGH-man... Single, lives in Topeka, Kan. ...Given name Cody Reid Heiman; born in Seneca, Kan.

PLANE PIONEERS

The Packers were the first NFL team to fly to a road game, but the trip didn't exactly go smoothly. On Nov. 14, 1940, the Packers left Green Bay on a 7 a.m. Milwaukee Road train and headed for Chicago, where they were taken by limousine from the depot to the airport to board two United Airlines planes.

This was a Thursday and they were scheduled to play the Giants in New York on Sunday. The Packers' itinerary called for them to leave Chicago at 12:30 p.m. and arrive at LaGuardia Airport at 4:25 p.m. (CST). When a host of photographers showed up at the runway, takeoff time was delayed slightly as the Packers posed for several pictures, including Cecil Isbell lifting a stewardess off the ground and pretending to throw her to Don Hutson.

Once in the air, things went smoothly until the planes had to land in Cleveland for refueling. With LaGuardia under a heavy fog, the decision was then made to abort the flights. A fleet of taxicabs took the Packers to downtown Cleveland where they ate dinner and sat around a hotel lobby until they could board a New York Central railway sleeper to complete the trip to New York. The Packers finally arrived in New York at 8:30 a.m. on Friday and headed to Central Park to practice.

After losing to the Giants, 7-3, things went better on the trip home. The Packers took off early Monday morning from LaGuardia and landed in Chicago without incident. There they took limousines from the airport to Union Station, where they had an hour wait before catching their train back to Green Bay.





8

TAYSON HILL

QB, 6-2, 221, 8/23/90

Rookie, Brigham Young

Signed by Green Bay as an undrafted free agent on May 5, 2017...Started 33 of 37 games played over five seasons at Brigham Young, finishing his career with 23 wins as a starting quarterback...Finished his career with 6,929 yards and 43 TDs on 609-of-1,047 passing (58.2 pct.) with 31 interceptions...Added 2,815 rushing yards and 32 TDs on 534 attempts (5.3 avg.)...Finished No. 5 in school annals and No. 1 among quarterbacks in rushing yards and posted nine 100-yard rushing games...Finished No. 11 in school history in passing yards...Was on the preseason watch list for the Maxwell Award three times, and the Walter Camp Award and Davey O'Brien Award twice...Started all 12 games he appeared in as a senior in 2016, finishing with 222 completions on 372 attempts (59.7 pct.) for 2,323 yards and 12 TDs with 11 INTs...Ran 137 times for 603 yards (4.4 avg.) and eight TDs...Had his lone 100-yard rushing performance on the year vs. West Virginia (Sept. 24), finishing with 105 yards on 14 carries (7.5 avg.)...Completed 22 of 29 passes (75.9 pct.) for 320 yards and two TDs with one INT vs. Southern Utah (Nov. 12)...Started one game in 2015 before suffering a season-ending foot injury, and was awarded a medical redshirt for the season...Was named to the preseason watch list for the Wuerffel Trophy, Manning Award and CFPA National Performer of the Year...Was also named to the Johnny Unitas Golden Arm Award top 30 watch list...Suffered the injury on the first drive of the second quarter at Nebraska (Sept. 5) on a 21-yard TD run and missed the next three offensive plays, but returned to throw a TD and play until early in the fourth quarter...Finished the game with 21 completions on 34 attempts (61.8 pct.) for 268 yards and a TD with an INT, adding 72 rushing yards and two TDs on nine carries (8.0 avg.)...Started five games as a junior in 2014, suffering a season-ending leg injury in the fifth game of the season...Finished the year with 975 yards and seven TDs on 88-of-132 passing (66.7 pct.) with three INTs...Contributed on the ground with 460 yards and eight TDs on 87 attempts (5.3 avg.)...Was named the FBS Independent Offensive Player of the Week for each of the first four weeks of the season...Named preseason first-team All-Independent by *Phil Steele's College Football*...Opened the season with 308 yards and three TDs on 28-of-36 passing (77.8 pct.) at Connecticut (Aug. 29), adding 97 yards and two TDs on 12 carries (8.1 avg.)...Posted a season-high 160 yards rushing and a TD on 26 carries (6.2 avg.) vs. Houston (Sept. 11)...Started all 13 games as a sophomore in 2013, throwing for 2,938 yards and 19 TDs on 236-of-438 passing (53.9 pct.) with 14 INTs...Ran for a career-high 1,344 yards and 10 TDs on 246 attempts (5.5 avg.), including six 100-yard rushing performances...Was recognized as first-team all-Independent by College Sports Madness and second-team All-Independent by *Phil Steele's College Football*...Ran for 259 yards, the second most in school annals, and three TDs on 17 carries (15.2 avg.) in a win vs. No. 15 Texas (Sept. 7)...Threw for a career-high 417 yards and three TDs on 29-of-44 passing (65.9 pct.) with three INTs at Houston (Oct. 19)...Added 34 carries for 128 yards (3.8 avg.) against the Cougars, becoming the seventh player in NCAA history at the time to throw for 400-plus yards and run for 100-plus yards in a single game...Appeared in six games with two starts as a true freshman in 2012 before suffering a season-ending knee injury...Completed 42 of 71 passes (59.2 pct.) for 425 yards and four TDs with two INTs...Ran for 336 yards and four TDs on 55 attempts (6.1 avg.)...Threw an

18-yard TD vs. Washington State (Aug. 30) on the first pass of his career...Led the Cougars to a win in his first career start, finishing with 143 rushing yards and a TD on 15 attempts (9.5 avg.), along with 112 passing yards and a TD on 12-of-21 passing (57.1 pct.) with an INT vs. Hawaii (Sept. 28)...Threw for a season-high 235 yards and a TD on 24-of-36 passing (66.7 pct.) with an INT vs. Utah State (Oct. 5) in his second career start...Earned his degree in finance...Attended Highland High (Pocatello, Idaho), where he played quarterback, punter and kicker...Also lettered three years in basketball and track and field, competing in the 200, 4x100 relay, 4x200 relay and long jump...Did a two-year mission to Australia following high school...Spoke to youth groups and visited hospitals throughout his collegiate career...Brother-in-law, David Nixon, played LB in the NFL for Oakland (2009), Houston (2010) and St. Louis (2010-11)...Older brother, Jordan, played DT at Arizona State (2003-06)...Older brother, Dexter, played QB at Scottsdale Community College, Northern Iowa and Dixie State...Older sister, Celeste, played basketball at Western Wyoming Community College...Married to Emily, lives in Provo, Utah...Given name Taysom Shawn Hill; born in Pocatello, Idaho.



38

DAQUAN HOLMES

CB, 5-11, 187/10/30/94

Rookie, American International

Signed by Green Bay as an undrafted free agent on June 7, 2017...Started all 40 games he played in at American International...Tallied 233 tackles (148 solo), 14½ tackles for a loss, 40 pass breakups and one fumble recovery...Intercepted 20 passes and returned six for TDs, both school and Northeast-10 Conference records...Was also active in the Yellow Jackets' return game, totaling 21 punt returns for 116 yards (5.5 avg.) and seven kick returns for 182 yards (26.0 avg.) with a score...Received All-NE10 first-team honors for the second consecutive season following his senior year in 2016...Selected as a Division II/III All-Star for the second year in a row by the New England Football Writers Association and earned defensive MVP honors at the National Bowl...Earned third-team Super Region One accolades from *Don Hansen's Football Gazette*...Won AIC's Alumni Award, presented to the senior who excels in both academic scholarship and athletic achievement, and earned an NE10 Man of the Year nomination...Started all 11 games as a senior in 2016 with 69 tackles (43 solo), 3½ tackles for a loss and five interceptions for a conference-leading 117 return yards...Returned four kickoffs for 132 yards (33.0 avg.) and a TD...Helped the Yellow Jackets finish in the top 10 nationally in scoring defense, allowing a conference-low 16.1 points per game and 177 total points on the year...Led the defense with a career-high 13 tackles (eight solo) vs. Shippensburg (Sept. 3)...Recorded his first interception of the season at Merrimack (Sept. 10)...Intercepted his second and third passes of the year in back-to-back games at Southern Connecticut (Sept. 23) and at St. Anselm (Oct. 1)...Registered four tackles (three solo) and his fourth interception of the year vs. New Haven (Oct. 29)...Set a new career conference record of 20 interceptions with his fifth pick of the season vs. St. Anselm (Nov. 12), and returned a kickoff 88 yards for a score...Started all nine games he appeared in and received All-NE10 first-team honors for the first time as a junior in 2015...Was also selected as a Division II/III All-Star for the first time following his 2015 campaign...Tallied 58 tackles (38 solo), 5½ tackles for a loss, nine pass breakups and five INTs for 102 return yards...

Returned an interception 54 yards for a TD vs. Southern Connecticut (Sept. 19) and added a second pick later in the contest...Picked off his third pass of the year vs. LIU Post (Oct. 3) and notched seven solo tackles...Tied the program record of 14 career INTs with his fourth of the season at Stonehill (Oct. 10)...Set the school's all-time interception record at 15 with his fifth pick of the year vs. Merrimack (Oct. 31)...Recorded 41 tackles (27 solo), three tackles for a loss, eight pass breakups and a single-season career-high seven INTs for 177 return yards as a sophomore in 2014... Intercepted two passes at Assumption (Sept. 4)...Picked off three passes vs. Stonehill (Sept. 27), two of which he returned for TDs...Registered his sixth INT and led the defense with seven solo tackles, one for a loss, vs. Bentley (Oct. 4)...Notched his seventh INT of the year at St. Anselm (Oct. 11)...Started all 11 games as a true freshman in 2013 and led the Yellow Jackets' secondary with 65 tackles (40 solo), four tackles for a loss, six pass breakups and three interceptions for 91 return yards...Earned NE10 All-Rookie honors...Registered a 35-yard pick-six on the first pass breakup of his career at Pace (Sept. 21) and added eight tackles (three solo)...Returned his second career interception 27 yards vs. St. Anselm (Oct. 26) to go along with nine tackles (five solo)...Picked off his third pass of the season the following week at New Haven (Nov. 2)...Tallied a season-high 11 tackles at West Chester (Nov. 23) in the NCAA Division II Championship tournament...Earned his degree in accounting...Attended Troy (N.Y.) High School, where he was a three-year letterman...Named all-purpose player of the year following his senior season...Served as team captain and was selected first team all-section...Was part of a 2011 team that was section champion and advanced to the state finals...Lettered once in both basketball and track and field...First name is pronounced DAY-quan...Single, lives in Agawam, Mass...Given name Daquan Nyzair Holmes; nickname is "Day"...Born in Troy, N.Y.



70
ROBERT LEFF
I, 6-5, 302, 7/11/94
Rookie, Auburn

Signed by Green Bay as an undrafted free agent on June 6, 2017...Originally signed as an undrafted free agent by the Atlanta Falcons on May 1, 2017, but was released on June 2, 2017...Lettered all four seasons at Auburn...Played in a team-leading 53 games with 15 starts by the completion of his collegiate career...Became Auburn's primary right tackle as a senior in 2016, starting all 13 games for the first time in his career and earning All-Southeastern Conference second-team honors from *The Associated Press* and *Athlon*...Named first-team All-SEC by Pro Football Focus...Participated in the Reese's Senior Bowl after being named to the Senior Bowl watch list in the preseason...Received SEC Academic Honor Roll accolades...Part of an offensive line that led the way for an Auburn running attack that paced the conference in rushing attempts (599) and rushing touchdowns (32)...Helped first-team All-SEC running back Kamryn Pettway lead the conference in rushing (124.8 yards per game), which also ranked 12th nationally, and register the 27th 1,000-yard rushing season in school history (1,224)...Opened holes for Pettway to post seven 100-yard games on the year, including four consecutive 150-yard performances...Aided Pettway in his 236-yard effort at Ole Miss (Oct. 29), the 10th-best rushing game in Auburn history...Saw action in all 13 games with a pair of starts, the first of his career, as a junior in 2015...Named to the SEC Aca-

demie Honor Roll and received the team's "Academic Top Tiger" award...Was the team's third offensive tackle behind Browns T Shon Coleman and Dolphins T Avery Young...Started at tight end vs. Ole Miss (Oct. 31) and at left tackle vs. Idaho (Nov. 21)...Played in all 13 games as a sophomore in 2014, primarily on special teams...Saw the field in all 14 games for the Tigers as a redshirt freshman in 2013, with most of his playing time coming on punt protection...Earned his degree in mechanical engineering...Attended Fairhope (Ala.) High School in, where he was ranked No. 70 nationally as an offensive tackle and was the 26th-ranked overall player in Alabama according to Rivals.com...Rated No. 132 in the country at the offensive tackle position and No. 51 in Alabama by ESPN.com...Ranked 35th overall in Alabama according to *SuperPrep*...Graded as a three-star prospect by ESPN, Rivals, Scout and 247Sports.com...Was a four-year letterman and helped lead his team to a 10-3 mark and the Class 6A quarterfinals as a senior...Single, lives in Fairhope, Ala...Given name Robert DuBose Leff; born in Fairhope, Ala.



59
JOSH LETULIGASEÑO
LB, 6-1, 252, 2/2/94
Rookie, Cal Poly

Signed by Green Bay as an undrafted free agent on May 8, 2017...Started 23 of 34 games played over three seasons at Cal Poly, seeing time at defensive end and linebacker...Racked up 136 tackles (73 solo), 16½ tackles for a loss and 7½ sacks...Added four passes defended, six QB hits, two forced fumbles and a pair of fumble recoveries...Played in all 12 games with 11 starts as a senior in 2016, leading the team with a career-high 3½ sacks along with 66 tackles (41 solo)...Totaled 9½ tackles for a loss, three passes defended, four QB hits and a fumble recovery on the year...Was a team captain and was named third-team All-Big Sky by the conference's coaches...Registered six tackles (five total), a sack and a tackle for a loss at Nevada (Sept. 2)...Posted a career-high 12 tackles (six solo), three tackles for a loss and a QB hit vs. Montana (Sept. 24)...Recorded five tackles (four solo) and a career-high two passes defended in a win vs. UC Davis (Oct. 22)...Had a sack and five tackles (two solo), including 1½ tackles for a loss, vs. Northern Colorado (Nov. 19)...Missed his junior season in 2015 as he was academically ineligible...Started all 12 games at DE as a sophomore in 2014...Registered 65 tackles (24 solo), three sacks, six tackles for a loss and two QB hits...Forced two fumbles, recovered a fumble and recorded a pass defended...Earned the team's Mel Kaufman Award for virtues displayed on and off the field...Posted a season-high 11 tackles (three solo) and 1½ tackles for a loss at New Mexico State (Aug. 28) in his first career start...Recorded the first forced fumble of his career at South Dakota State (Sept. 6), adding a sack, a tackle for a loss and four solo tackles against the Jackrabbits...Posted 10 tackles (five solo) at Weber State (Oct. 11)...Registered four tackles (two solo), a sack, 1½ tackles for a loss and a fumble recovery that he returned 11 yards, the first of his career, at San Diego (Nov. 22)...Appeared in 10 games as a backup DE as a redshirt freshman in 2013...Recorded five tackles (three solo), a sack and a tackle for a loss...Saw the first action of his career vs. San Diego (Aug. 31), finishing with an 8-yard sack...Posted a solo tackle at Colorado State (Sept. 14)...Earned his degree in industrial technology...Earned first-team All-Delta Valley League and second-team all-state honors as a senior at Elk Grove (Calif.) High School...

Registered 109 tackles (58 solo), 1½ sacks, two pass breakups, two fumble recoveries and two forced fumbles, helping the team to a 12-1 record and a Delta Valley League title...Recorded a double-digit tackle total in six games and added 11 receptions for 178 yards (16.2 avg.) and a TD as a tight end...Was a four-time Delta Valley League champion in wrestling and won the 2011 Delta Valley League title in the discus (146 feet, 11 inches)...Visited elementary and middle schools and coached youth football while he was in college...His brother, Lefi, played on the offensive line at Cal Poly from 2010-13 and his brother, Noah, played linebacker at Cal Poly in 2015...His cousin, FB Jonathan Amosa, was with the Packers during the 2013 preseason and the Seattle Seahawks during the 2016 preseason...His uncle, DT Alameda Ta'amu, played for the Arizona Cardinals in 2013-14...Last name is pronounced lay-TU-lee-NAH-se-no-uh...Single, lives in Sacramento, Calif. ...Given name Joshua Tuata Letuligasenoa; born in Sacramento, Calif.



71

IZAAH LUNSFORD

DT, 6-3, 310, 10/21/93

Rookie, Bowling Green State

Signed by Green Bay as an undrafted free agent on May 5, 2017...Played four seasons at Bowling Green State, appearing in 44 games with 14 starts along the defensive line...Racked up 90 tackles (41 solo), 4½ sacks, 12 tackles for a loss, three passes defended, a forced fumble and a fumble recovery...Started all 12 games as a senior in 2016, totaling 48 tackles (21 solo), a sack and 3½ tackles for a loss...Added a pass defended and a fumble recovery...Posted five tackles (one solo) and a tackle for a loss vs. Middle Tennessee (Sept. 17)...Recorded a career-high nine tackles (three solo) and a tackle for a loss vs. Eastern Michigan (Oct. 1)...Registered a sack as part of a seven-tackle performance (four solo) at Toledo (Oct. 15)...Played in 14 games with two starts as a junior in 2015...Posted 24 tackles (10 solo), 2½ sacks, 3½ tackles for a loss and a pass defended...Opened the season with five tackles (four solo) vs. Tennessee (Sept. 5)...Recorded his first sack of the season and finished with two tackles (one solo) vs. Memphis (Sept. 19)...Made his first career start at Buffalo (Oct. 3), finishing with a solo tackle and a QB hit...Closed out the year with a season-high six tackles (one solo) and a sack in the GoDaddy Bowl vs. Georgia Southern (Dec. 23), his second career start...Appeared in 13 games as a reserve defensive lineman as a sophomore in 2014...Totaled 12 tackles (six solo), two tackles for a loss, a pass defended and a QB hit...Registered two tackles (one solo), a tackle for a loss, a pass defended and a QB hit vs. Virginia Military Institute (Sept. 6)...Made his other tackle for a loss on the season as part of a three-tackle performance (two solo) at Akron (Nov. 4)...Played in five games as a redshirt freshman in 2013, posting six tackles (four solo), a sack, three tackles for a loss and a forced fumble...Saw the first action of his career vs. Tulsa (Aug. 29), but did not accumulate any stats...Posted two assisted tackles vs. Murray State (Sept. 21)...Racked up four solo tackles, including three tackles for a loss and his first career sack, at Eastern Michigan (Nov. 23)...Earned his degree in liberal arts...Attended Schroder Paideia Academy (Cincinnati, Ohio), for his final three years after attending Purcell Marian (Cincinnati, Ohio) his freshman year...Lettered in baseball (one year), basketball (two), football (four) and track and field (four)...Saw time at linebacker, tight end, tackle, fullback and along the defensive line...Ran the 100 and 200 in track...Gave back

while in college by reading to and eating lunch with children...Nephew of DE Melvin Lunsford, who played eight seasons (1973-80) for the New England Patriots...Cousin of S Darryl Williams, who played for the Cincinnati Bengals (1992-95, 2000-01) and Seattle Seahawks (1996-99)...Has a 1-year-old daughter, Nyla Renee Burks...Single, lives in Cincinnati, Ohio...First name is pronounced i-ZAY-uh...Nickname is "Zae"...Given name Izaah Dwayne Lunsford; born in Cincinnati, Ohio.



49

DERRICK MATHEWS

LB, 6-0, 232, 9/25/92

First Year, Houston

Re-signed by Green Bay on Jan. 24, 2017...Originally signed by

Washington to the practice squad as a rookie free agent on Nov. 23, 2015...Was released by the Redskins on Jan. 5, 2016...Re-signed by Washington after the season on Jan. 12, 2016, before being released on May 2, 2016...Signed by Green Bay on Aug. 2, 2016, and spent training camp with the team...Was released by the Packers on Aug. 29, 2016...Signed by Green Bay to the practice squad on Nov. 22, 2016...Played four seasons at linebacker at Houston...Ranks No. 5 in school history with 400 tackles and 43 tackles for a loss in his career...His six forced fumbles are tied for seventh in school annals...Started all six games played as a senior in 2014 before suffering a season-ending knee injury at Memphis (Oct. 11)...Was named a captain before the start of the season...Was named to the watch list for the Rotary Lombardi Award, Butkus Award, Bronko Nagurski Trophy and CFPA Linebacker Trophy...Totaled 52 tackles with four tackles for a loss and two sacks...Also had two pass breakups and a quarterback hit...Along with CB Trevon Stewart, was named Houston's Wilson Whitley Defensive MVP...Tied a career high with 16 tackles vs. Texas San Antonio (Aug. 29) and added 1½ tackles for a loss and one sack...Posted a game-high 14 tackles with a tackle for a loss and a sack vs. Brigham Young (Sept. 11)...Started all 13 games as a junior in 2013, totaling 116 tackles, 12 tackles for a loss, seven sacks, two forced fumbles and an interception returned for a TD...Also had four pass breakups, three QB hits and two fumble recoveries...Finished second on the team in tackles and led the team in sacks...Had a career game vs. Brigham Young (Oct. 19) when he finished with 12 tackles, four tackles for a loss, a career-high three sacks and a 29-yard interception return for a TD...Was named the American Athletic Conference Defensive Player of the Week for his efforts...His three sacks are tied for No. 4 in a single game in school annals...Finished the regular season with an 11-tackle performance vs. Southern Methodist (Nov. 29) that included a tackle for a loss and a sack...As a sophomore in 2012, started all 12 games and was named honorable mention All-Conference USA...Finished with 126 tackles, 17 tackles for a loss, six sacks and two forced fumbles...Also added five pass breakups and nine QB hits...Posted 14 tackles along with two sacks and a career-high 4½ tackles for a loss vs. Texas State (Sept. 1)...Forced a fumble and had 13 tackles with a tackle for a loss and a sack vs. Texas-El Paso (Oct. 27)...Tied a career high with 16 tackles vs. East Carolina (Nov. 3) along with 2½ tackles for a loss and a forced fumble...Started all 14 games as a true freshman in 2011...Was named to the Conference USA All-Freshman Team as well as Freshman All-America by *College Football News*...Totaled 106 tackles, 10 tackles for a loss, a sack and three interceptions...Also added two forced fumbles, three pass breakups and

two QB hits...Set a career high with 16 tackles at Louisiana Tech (Sept. 17)...Recorded his first career sack and led the team with nine tackles, two tackles for a loss and a forced fumble vs. Georgia Tech (Sept. 24)...Scored the first TD of his career on a 20-yard INT return vs. Marshall (Oct. 22), adding eight tackles, 1½ tackles for a loss and a QB hit...Earned his degree in sports administration...Attended North Shore High School in Houston, Texas...Was named second-team all-state and the *Houston Chronicle* Defensive Player of the Year as a senior in 2010...Earned three letters in football and two in basketball...Given name Derrick Jamail Mathews Jr.; born in Houston, Texas.



13

MAX McCAFFREY

WR, 6-2, 200, 5/17/94

First Year, Duke

Signed by Green Bay to the active roster on Jan. 21, 2017, and was inactive for the NFC Championship Game at Atlanta (Jan. 22)...Originally entered the NFL with Oakland as an undrafted free agent on May 10, 2016...Released by the Raiders on Aug. 29, 2016...Signed by Green Bay to the practice squad on Dec. 20, 2016...Started 38 of 53 games played at Duke over four seasons...Posted 117 catches for 1,341 yards (11.5 avg.) and 12 TDs...Added three punt returns for 7 yards (2.3 avg.)...Became the 18th player in school annals to have 100-plus career receptions and the 35th player to accrue 1,000-plus receiving yards...Represented the Blue Devils at the NFLPA Collegiate Bowl in January 2016...Started all 13 games as a senior in 2015 and was an All-Atlantic Coast Conference academic selection...Led the team with 643 yards and five TDs on 52 receptions (12.4 avg.)...Posted a career-high 94 receiving yards and added two TDs on six catches (15.7 avg.) at Virginia Tech (Oct. 24)...Set another personal best one week later vs. Miami (Oct. 31) with a career-high nine receptions for 90 yards (10.0 avg.)...Caught four passes for 42 yards (10.5 avg.) in the team's overtime win in the PinStripe Bowl against Indiana (Dec. 26)...Started all 13 games as a junior in 2014, catching 37 passes for 385 yards (10.4 avg.) and three TDs...Had his most productive game of the season vs. Kansas (Sept. 13) with seven catches for 79 yards (11.3 avg.) and two TDs, the first multi-TD game of his career...Posted five catches for 73 yards (14.6 avg.) vs. North Carolina (Nov. 20)...Played in 14 games with 12 starts as a sophomore in 2013 and was an All-ACC academic selection...Hauled in 26 passes for 282 yards (10.9 avg.) and four TDs...Added three punt returns for 7 yards (2.3 avg.)...Enjoyed a streak of three games with a TD reception, the longest of his career...Was named the team's co-Most Improved Offensive Player following the 2013 spring season...Caught the first TD of his career vs. Pittsburgh (Sept. 21), finishing with 34 yards on three catches (11.3 avg.)...Posted four catches for 54 yards (13.5 avg.) and the second TD of his career the following week vs. Troy (Sept. 28)...Finished his streak of three consecutive games with a TD catch vs. Navy (Oct. 12) by catching three passes for 29 yards (9.7 avg.) and a score...Played in all 13 games as a true freshman in 2012...Had two catches for 31 yards (15.5 avg.), with both going for first downs at Florida State (Oct. 27)...Earned his degree in psychology...Attended Valor Christian High School (Highlands Ranch, Colo.), lettering in football, basketball and track and field...Helped lead the Eagles to a 39-3 record and three state championships over his three years on varsity, including undefeated seasons in 2009 and 2011...Was named first-team all-state (4A) as a

senior and All-Colorado, which is for all classifications, as a junior and senior by the *Denver Post*...As a senior in 2011, led the team with 40 catches for 833 yards (20.8 avg.) and eight TDs...Contributed in other phases with a team-high three interceptions (all returned for TDs), eight pass break-ups and three blocked punts...His brother, Christian, was drafted No. 8 overall by the Carolina Panthers in the 2017 NFL Draft and was the AP College Football Player of the Year in 2015...His father, Ed, lettered four seasons at wide receiver at Stanford, earning All-America honors in 1990 before playing 13 seasons in the NFL with three teams, participating in a Pro Bowl and winning Super Bowl XXIX with San Francisco and Super Bowls XXXII and XXXIII with Denver...His mother, Lisa, lettered three seasons in soccer at Stanford...Single, lives in Castle Rock, Colo...Given name Max Edward McCaffrey; born in Livingston, N.J.



64

JUSTIN McCRAY

G, 6-3, 317.5/31/92

First Year, Central Florida

Signed by Green Bay on March 29, 2017...Originally signed by the Tennessee Titans as an undrafted free agent on May 12, 2014...Was waived by the Titans on Aug. 30, 2014...Signed by Tennessee to the practice squad for the 2014 season one day later...Was re-signed by Tennessee on Dec. 29, 2014...Released by Tennessee on Aug. 30, 2015...Spent the 2015 season out of football before signing with the Orlando Predators of the Arena Football League...Played four seasons (2010-13) as an offensive lineman at Central Florida, appearing mostly at right guard and right tackle...Totaled 32 starts in 45 games played for his career with 23 starts coming at RG...As a senior in 2013, started all 13 games, opening 11 at RG and two at RT...Was nominated for the Wuerffel Trophy as a senior following the 2013 season...A team captain, was named first-team All-American Athletic Conference, was selected as Central Florida's outstanding offensive lineman and won the team's Iron Man award...Earned first-team All-American Athletic Conference honors from *Phil Steele's College Football* after helping UCF win the Fiesta Bowl and finish the season ranked No. 10 in the country by *The Associated Press*...Part of a line that opened holes for RB Storm Johnson to finish the season with 1,139 yards and 14 TDs on 213 attempts (5.3 avg.)...Protected QB Blake Bortles as he amassed 3,581 yards and 25 TDs on 259-for-382 passing (67.8 pct.) with nine INTs...Helped pave the way for the offense to total 446 yards in an upset win at No. 8 Louisville (Oct. 18)...In a 52-42 Fiesta Bowl win over No. 6 Baylor (Jan. 1), was part of a line that provided protection for Bortles to throw for 301 yards, three TDs and two INTs without a sack on 20-of-31 passing (64.5 pct.)...Blocked for Bortles to add 93 rushing yards and a TD on eight attempts (11.6 avg.) and Johnson to post 124 yards and three TDs on 20 carries (6.2 avg.)...Started all 14 games as a junior in 2012, opening seven games at RG and seven at RT...Blocked for Bortles as he completed 251 of 399 passes (62.9 pct.) for 3,059 yards, 25 TDs and seven INTs...Helped pave the way for RB Latavius Murray to total 1,106 yards and 15 TDs on 198 carries (5.6 avg.)...Murray's average of 1.4 TDs per game ranked No. 6 in the nation among running backs with 1,000-plus yards, and his 15 TDs rank second in school annals...Cleared the way for Murray's most productive game of his career when he broke loose for 192 yards and two TDs on 23 attempts (8.3 avg.) at Memphis (Oct. 20)...Part of a line that did not allow a sack of Bortles as he completed 22 of 33 passes (66.7

pct.) for 272 yards and three TDs while opening holes for him to add 80 rushing yards and a TD on nine carries (8.9 avg.) vs. Ball State in the Beef 'O' Brady's Bowl (Dec. 21)... As a sophomore in 2011, played in all 11 games with five starts... Made his first career start in the season opener vs. Charleston Southern (Sept. 3), opening holes for RB Ronnie Weaver to rush for 107 yards and a TD on eight carries (13.4 avg.)... Started his first career Conference USA game at Southern Methodist (Oct. 15) as QB Jeff Godfrey and Bortles combined for 349 yards and two TDs on 32-of-44 passing (72.7 pct.)... Played along the offensive line as a reserve in seven games as a true freshman in 2010... Was named to Conference USA's All-Freshman team... Made his collegiate debut in the season opener vs. South Dakota (Sept. 4), helping clear the path for RB Jonathan Davis' 108 rushing yards and a TD on 20 attempts (5.4 avg.)... Helped pave the way for Murray to post his first 100-yard game, with 146 yards on 11 carries (13.3 avg.) and a TD at Tulane (Nov. 20)... Earned his degree in communication... Attended Southridge High School in Miami, Fla. ... Lettered four years in football and wrestling while also lettering two years in track and field... Was named All-Dade County by the *Miami Herald* as a senior after making 63 pancake blocks while allowing no sacks... Twin brother of former Packers G Jordan McCray... The two were teammates with the Orlando Predators and with their older brother, Clifford, at Central Florida... Single, lives in Miami, Fla. ... Given name Justin Dominique McCray; born in Miami, Fla.

three 100-yard rushers at Kansas (Nov. 21) as the offense averaged 7.2 yards per play... Started all 13 games at LT as a sophomore in 2014, leading the team in offensive snaps played with 1,092... Protected QB Clint Trickett as he completed 281 of 419 passes (67.1 pct.) for 3,285 yards and 18 TDs with 10 INTs... In the first start of his career, was part of a line that gave Trickett time to complete 29 of 45 passes (64.4 pct.) for 365 yards and a TD vs. Alabama in the Chick-fil-A Kickoff Game (Aug. 30)... Helped protect Trickett as he threw for 511 yards and four TDs on 37-of-49 passing (75.5 pct.) with one INT at Maryland (Sept. 13)... Appeared in eight games on special teams and as a reserve offensive lineman as a redshirt freshman in 2013... Part of a line that blocked for RB Charles Sims to run for 1,095 yards and 11 TDs on 208 attempts (5.3 avg.), the first 1,000-yard rusher for West Virginia in four seasons... Saw the first action of his career in an upset win vs. Oklahoma State (Sept. 28)... Helped open holes for Sims to total 24 carries for 154 yards (6.4 avg.) and a TD at Texas Christian (Nov. 2)... Earned his degree in multidisciplinary studies... Attended Hamilton (Ohio) High, lettering three years in football, two years in basketball and three in track and field... Was selected first-team All-Greater Miami (Ohio) area three times and Division I third-team All-Ohio as a senior... Played guard and tackle in high school... Visited children in the hospital while in college... Single, lives in Hamilton, Ohio... Nickname is "Pank"... Given name Adam Leon Pankey; born in Hamilton, Ohio.



77
ADAM PANKEY
G/T, 6-5, 313, 2/2/94
Rookie, West Virginia

Signed by Green Bay as an undrafted free agent on May 5, 2017... Played in 45 games with 36 starts while playing guard and tackle over four seasons at West Virginia... Made 11 starts in 12 games played as a senior in 2016, with two of the starts coming at G... Was named second-team All-Big 12 by *The Associated Press* and ESPN.com... Recognized as third-team All-Big 12 by *Phil Steele's College Football*... Took part in the East-West Shrine Game in January 2017... Blocked for an offense that gained 6,312 yards, including 2,969 rushing yards on 574 attempts (5.2 avg.), and ranked second in the Big 12 in sacks allowed... Protected QB Skyler Howard as he threw for 3,328 yards and 26 TDs of 247-of-404 passing (61.1 pct.), with 10 interceptions... Blocked for Howard as he added 10 rushing TDs and 463 yards on 142 carries (3.3 avg.)... Opened holes for RB Justin Crawford, who gained 1,184 yards and four TDs on 163 attempts (7.3 avg.)... Blocked for Howard as he completed 20 of 33 passes (60.1 pct.) for 389 yards and five TDs with one INT vs. Youngstown State (Sept. 10)... Blocked for an offense that totaled five TDs and 332 rushing yards on 46 attempts (7.2 avg.) along with 318 yards and a TD on 21-of-31 passing (67.7 avg.), at Texas Tech (Oct. 15)... Paved the way for Crawford to run for 209 yards on 28 carries (7.5 avg.) in a win vs. Baylor (Dec. 3)... Started 12 games at G as a junior in 2015, missing one game due to injury... Blocked for a rushing attack that featured RB Wendell Smallwood and his 1,519 rushing yards with nine TDs on 238 carries (6.4 avg.)... Protected Howard as he completed 221 of 403 passes (54.8 pct.) for 3,145 yards and 26 TDs with 14 INTs... Blocked for an offense that produced 601 total yards vs. Maryland (Sept. 26) and opened holes for Smallwood to score a TD and gain 147 yards on 22 attempts (6.7 avg.)... Part of a line that blazed the path for



62
LUCAS PATRICK
G, 6-3, 313, 7/30/93
First Year, Duke

Re-signed by Green Bay on Jan. 24, 2017... Originally signed by Green Bay as an undrafted free agent on June 1, 2016... Spent the entire 2016 season on Green Bay's practice squad... Lettered four seasons at Duke, seeing action in 44 career games with 26 starts and playing a total of 2,177 snaps... Finished out his tenure with the Blue Devils with 21 consecutive starts at left guard... Started all 13 contests at LG as a senior in 2015, earning honorable mention All-Atlantic Coast Conference recognition from the Atlantic Coast Sports Media Association and the conference's coaches... Helped pave the way for an offense that averaged 192.9 rushing yards per game... Part of a line that ranked sixth in the nation for fewest tackles for a loss allowed per game (4.15, 2nd in ACC)... Named to ESPN's All-Bowl Team after helping Duke post 536 yards of total offense in an overtime win vs. Indiana in the New Era Pinstripe Bowl (Dec. 26), the first bowl victory for the Blue Devils since 1961... Part of an offensive line that blocked for three 100-yard rushers against the Hoosiers... Started 12 games at LG as a junior in 2014, missing one contest due to injury... Helped the Blue Devil offense become the first in school history to average 180-plus rushing yards and 210-plus passing yards per game... Blocked for two QBs on the season (Anthony Boone and Thomas Sirk) as they combined for 2,767 yards, 22 TDs and just eight INTs while completing 266 of 467 passes (57.0 pct.)... Part of an offensive line that blocked for RB Shaun Wilson as he broke a 20-year-old school record for rushing yards in a game, with 245 yards and three TDs on 12 carries (20.4 avg.) during a 41-3 win vs. Kansas (Sept. 13)... As a sophomore in 2013, appeared in all 14 games with one start... Aided a Blue Devil offense that set school single-season records for offensive yards (5,966), points (459) and total first downs (298)... Also helped Duke

to its first season with 25-plus passing and rushing TDs... Member of Duke's first team to reach the ACC title game after securing the Coastal Division...His lone start on the season was at right tackle in the Chick-fil-A Bowl against Texas A&M in which Duke scored a school-record 48 points...Helped clear the way against the Aggies for Boone (427 passing yds.), RB Josh Snead (104 rushing yds.), WR Jamison Crowder (163 receiving yds.) and TE Braxton Deaver (116 receiving yds.) to give Duke its first-ever 300-yard passer, 100-yard rusher and two 100-yard receivers in a bowl game, and just the fourth in school history...Played in five games as a redshirt freshman in 2012 after spending the first eight weeks of the season recovering from ankle surgery...Part of an offense that produced two 1,000-yard receivers (Crowder and WR Conner Vernon each had 1,074), just the second pair in ACC history to accomplish the feat...Helped give QB Sean Renfree time to complete 36 of 59 passes (61.0 pct.) for 432 yards and four TDs vs. Miami (Nov. 24)...Earned his degree in history...Attended Brentwood (Tenn.) High School, lettering four years in football and three years in rugby and track...Played both guard and tackle in high school...Extended family (uncle's father-in-law on his mother's side) includes former Green Bay RB Tom Moore (1960-65)...Can successfully drop-kick a field goal from the 15-yard line (25-yard FG)...Single, lives in Portland, Ore. ...Given name Lucas Carter Patrick; born in Brentwood, Tenn.



1
COLBY PEARSON
WR, 6-0, 194, 1/19/95
Rookie, Brigham Young

Signed by Green Bay as an undrafted free agent on June 1, 2017...Played in 41 games with five starts...A three-year letterman, he amassed 864 receiving yards on 76 receptions (11.4 avg.) and eight touchdowns...Upped his reception total each year of his career (0, 2013; 16, 2014; 22, 2015; 38, 2016)...Played in all 13 games for the second time in his collegiate career as a senior in 2016 to go along with a career-high four starts...Recorded the second-most receptions (38) and receiving yards (384) by a Cougar on the season...Posted a team-leading four TD receptions, another career high...Averaged 10.1 yards per reception and caught at least two passes in every game on the year...Registered a season-best four receptions on five different occasions...Tallied 55 receiving yards on four receptions (13.8 avg.) vs. West Virginia (Sept. 24), tying a mark for his second-most receiving yards in a game that he set vs. Fresno State (Nov. 24) in 2015...Led the team with his average of 13.8 yards per reception vs. the Mountaineers...Saw action in all 13 games for the first time at BYU and made the first start of his career as a junior in 2015...Caught 22 passes for 210 yards (9.5 avg.)...Scored his first and only touchdown of the season vs. Wagner (Oct. 24), a 16-yard reception...Logged a season-high four receptions in back-to-back weeks, vs. Missouri (Nov. 14) and vs. Fresno State (Nov. 21)...Saw the field in nine games in a break-out sophomore year in 2014, earning him the first letter of his career...Totaled 270 receiving yards, 16 receptions and three TDs, and averaged 16.9 yards per reception...Hauled in three catches for 22 yards (7.3 avg.), including the first touchdown catch of his career, a 4-yarder during a drive that tied the game at 10, at Central Florida (Oct. 9)...Notched five receptions for 109 receiving yards (21.8 avg.) at Boise State (Oct. 24), all of which were career highs...Caught a career-long 81-yard pass, which also marked



86
AARON PECK
TE, 6-2, 239, 10/9/94
Rookie, Fresno State

Signed by Green Bay as an undrafted free agent on May 5, 2017...Started 24 of 44 games at wide receiver over four seasons...Hauled in 93 passes for 941 yards (10.1 avg.) and six TDs...Played in 11 games with 10 starts as a senior, totaling 630 yards and three TDs on 46 catches (13.7 avg.)...Posted nine catches for 112 yards (12.4 avg.) and a TD at Nebraska (Sept. 3)...Recorded a career-high 194 yards and two TDs on five catches (38.8 avg.), including an 80-yard TD reception, at UNLV (Oct. 1)...Sat out the 2015 season as a redshirt after undergoing surgery for a foot injury sustained in fall camp...Played in all 14 games with 10 starts as a junior in 2014, finishing fourth on the team with 32 receptions for 419 yards (13.1 avg.) and three TDs...His 13.1-yard average led the team (min. 10 catches)...Posted a season-high six catches for 83 yards (13.8 avg.) at New Mexico (Sept. 26)...Hauled in the first TD of his career vs. Wyoming (Nov. 1), finishing the game with 53 yards and the score on three catches (17.7 avg.)...Recorded the first multi-TD game of his career at Nevada (Nov. 22), posting four catches for 71 yards (17.8 avg.) and two scores...Played in nine games with two starts in 2013 as a sophomore, finishing the season with 162 yards on 15 receptions (10.8 avg.)...Recorded 11 of those catches for 104 yards (9.5 avg.) over the final two games of the season...Registered the first catch of his career on a 4-yard pass in the second quarter at Hawai'i (Sept. 28), finishing with three receptions for 53 yards (17.7 avg.)...Posted 57 yards on five catches (11.4 avg.) in the Mountain West title game, his first start of the season, vs. Utah State (Dec. 7)...Started in the Royal Purple Las Vegas Bowl vs. Southern California (Dec. 21), finishing with six catches for 47 yards (7.8 avg.)...Was named to the Mountain West all-academic team...Played in 10 games with two starts at WR as a true freshman in 2012...Did not record any statistics on the season...Was named to the Mountain West all-academic team...Made his first career start vs. Colorado (Sept. 15), where he opened the game alongside Packers WR Davante Adams...Started his second game of the season at Tulsa (Sept. 22)...Earned his degree in marketing...Attended John W. North High (Riverside, Calif.) for his final three years of high school after attending Moreno Valley (Calif.) High as a freshman...Played wide receiver and outside linebacker as he lettered four years...Also lettered four years in basketball and two years in track and field, competing in the 110-meter hurdles, 4x100 relay, triple jump and high jump...Instructed children at youth football camps while in college...Single, lives in Riverside, Calif. ...Given name Aaron Michael Peck; born in Riverside, Calif.



34

KALIF PHILLIPS

RB, 5-9, 218, 3/22/94
Rookie, Charlotte

Signed by Green Bay as an undrafted free agent on May 5, 2017...Started 31 of 44 games played over four seasons for the 49ers...Finished his career with 4,020 yards and 41 TDs on 737 carries (5.5 avg.), adding 46 catches for 484 yards (10.5 avg.) and two TDs...Ranks No. 1 in school history in rushing yards (4,020), touchdowns (43), rushing touchdowns (41) and 100-yard rushing games (15)...Produced each of the top eight single-game rushing performances in school history...Started 11 games as a senior in 2016, missing one due to injury...Recorded 907 rushing yards and four TDs on 189 carries (4.8 avg.)...Added 20 catches for 242 yards (12.1 avg.) and a TD, all career-high numbers in receiving...Had seven performances of 100-plus all-purpose yards, with all coming in the final nine games after returning from injury...Topped 900 yards rushing for the third consecutive season...Returned from injury with 114 yards rushing and a TD on 16 attempts (7.1 avg.) at Temple (Sept. 24), his first game with 100-plus rushing yards on the season...Posted his first of back-to-back 100-yard rushing games with 123 yards and two TDs on 23 carries (5.3 avg.) at Marshall (Oct. 22)...Registered season highs with 29 attempts for 183 rushing yards (6.3 avg.), his second straight 100-yard game, at Southern Mississippi (Nov. 5)...Played in 11 games with nine starts as a junior in 2015...Ran the ball 190 times for 961 yards (5.1 avg.) and five TDs...Added nine catches for 79 yards (8.8 avg.)...Registered three games of 100-plus rushing yards and had nine carries of 20-plus yards...Ranked No. 5 in the conference in rushing yards on his way to earning second-team All-Conference USA honors...Posted his first of three straight 100-yard rushing performances with 159 yards on 29 carries (5.5 avg.) vs. Florida Atlantic (Sept. 26)...Continued the following week with 19 carries for 125 yards (6.6 avg.) vs. Temple (Oct. 2), adding two catches for a team-high 41 receiving yards (20.5 avg.) against the Owls...Set a school record with a career-high 204 rushing yards on 35 carries (5.8 avg.), with two TDs at Old Dominion (Oct. 17)...Started all 11 games as a sophomore in 2014, becoming the first 1,000-yard rusher in school history with 1,436 yards and a school-record 20 TDs on 229 attempts (6.3 avg.)...Registered multiple TDs in seven games and 150-plus rushing yards in six contests, including each of the final five...Contributed to the passing game with seven catches for 87 yards (12.4 avg.)...Made his first career start vs. at Campbell (Aug. 28), finishing with 70 yards and three TDs on 13 carries (5.4 avg.)...Ran the ball 21 times for 196 yards (9.3 avg.) and two TDs vs. Charleston Southern (Sept. 27)...His efforts against the Buccaneers saw him earn Running Back of the Week honors from College Football Performance Awards...Registered three TDs and 173 yards on 36 carries (4.8 avg.) vs. Wesley College (Nov. 15)...Played in all 11 games as a true freshman in 2013, the inaugural season for the football program...Led the team with 716 yards and 12 TDs on 129 carries (5.6 avg.)...Added 76 yards and a score on 10 catches (7.6 avg.)...Scored eight of his TDs in the final four games of the season...Was named second-team FCS Independent all-conference by collegesportsmadness.com...Led the team in rushing with 66 yards and a TD on nine carries (7.3 avg.) in his collegiate debut vs. Campbell (Aug. 31)...Recorded the first 100-yard rushing game of his career with 132 yards and a TD on 15 attempts (8.8 avg.) at Coastal Carolina (Nov. 2)...Posted the first three-TD game of his

career at Morehead State (Nov. 23), finishing with 11 attempts for 86 yards (7.8 avg.)...Majored in African studies...Attended A.L. Brown High (Kannapolis, N.C.), seeing time at running back, kickoff returner and punt returner all four years, and defensive back his first two years...Also lettered four years in track and field, competing in the 100, 200, high jump, long jump and triple jump...Helped mentor students (elementary through high school) in Charlotte...Participated in a Christmas shopping event with children...Single, lives in Charlotte, N.C. ...Nickname is "KP"...Given name Kalif Tywan Phillips; born in Washington, D.C.



41

LENZY PIPKINS

CB, 6-0, 196, 11/7/93
Rookie, Oklahoma State

Signed by Green Bay as an undrafted free agent on May 5, 2017...Started 22 of 47 games played over four years at Oklahoma State and Louisiana-Monroe...Totaled 142 tackles (94 solo), three interceptions and 12 passes defended...Added eight tackles for a loss, two sacks and a forced fumble...Appeared in 13 games in 2016 as a senior at Oklahoma State as a graduate transfer from Louisiana-Monroe...Posted 38 tackles (24 solo), an interception, three passes defended and a tackle for a loss...Recorded seven tackles (five solo) and a tackle for a loss vs. Texas (Oct. 1)...Made his first interception as a Cowboy at Texas Christian (Nov. 19), adding four tackles (three solo) against the Horned Frogs...Appeared in 13 games with 10 starts as a junior at Louisiana-Monroe in 2015...Posted 48 tackles (34 solo), two passes defended, a sack, a tackle for a loss, a forced fumble and a QB hit...Registered two passes defended and four tackles (three solo) at Alabama (Sept. 26)...Recorded a strip-sack as one of his season-high seven tackles (six solo) at Idaho (Oct. 24), the only forced fumble of his career...Graduated following the 2015 season...Started and appeared in nine games as a sophomore in 2014, missing three due to injury...Totaled 32 tackles (24 solo), a sack, two tackles for a loss, an interception and three passes defended...Recorded five tackles (four solo), two tackles for a loss and the first sack of his career vs. Idaho (Sept. 6)...Posted four solo tackles, a tackle for a loss and an interception at Appalachian State (Nov. 8)...Returned the interception 17 yards to the Mountaineer 12, where the Warhawks scored a TD on the following play...Played in 12 games with three starts as a redshirt freshman in 2013...Totaled 24 tackles (12 solo), three tackles for a loss, an interception and four passes defended...In his first career start, made three solo tackles and a tackle for a loss at Wake Forest (Sept. 14)...Posted a career-high eight tackles (two solo) and a tackle for a loss vs. Tulane (Sept. 28)...Registered the first interception of his career at Louisiana-Lafayette (Nov. 30), returning the pick 35 yards in the waning seconds of the first half...Earned his degree in public relations from Louisiana-Monroe and was pursuing a master's degree in leisure studies in his one season at Oklahoma State...Attended Mansfield (Texas) High School, but did not play football until his senior year...Lettered one season in football and three seasons each in basketball and track and field...Posted 52 tackles, seven passes defended and an interception in his lone season...His cousin, C.J. Wilson, played CB for the Carolina Panthers (2007-10) and spent the end of the 2011 season on the Dallas Cowboys' practice squad...Single, lives in Mansfield, Texas...Nickname is "Pip"...Given name Lenzy Ramón Pipkins; born in Arlington, Texas.



96

BRIAN PRICE

DT, 6-3, 318, 6/24/94

First Year, Texas San Antonio

Originally signed by the Packers as an undrafted free agent on May 6, 2016...Spent the majority of the 2016 season on Green Bay's practice squad except for a two-game stint on the Packers' active roster, where he appeared in one game... Released in the final roster reduction on Sept. 3, 2016, and was signed to Green Bay's practice squad two days later... Signed to Green Bay's active roster on Sept. 22...Played vs. Detroit (Sept. 25) and was inactive vs. the N.Y. Giants (Oct. 9) before being released on Oct. 15...Was signed to Green Bay's practice squad on Oct. 18, 2016, for the remainder of the season...Re-signed by the Packers as a reserve/future free agent on Jan. 23, 2017...Played three seasons at Texas San Antonio on the defensive line, starting 13 of 31 contests played...Accumulated 81 tackles (28 solo), six tackles for a loss, three sacks and seven quarterback hits...Started all 10 games played as a senior in 2015, totaling 33 tackles (15 solo), two tackles for a loss and a sack...Contributed five stops (two solo), including a sack for a 6-yard loss, vs. Kansas State (Sept. 12)... Tied a career high in tackles with six vs. Colorado State (Sept. 26)...Matched that career high in the season finale vs. Middle Tennessee (Nov. 28), tallying six tackles (one solo)...Played in nine games with one start as a junior in 2014, recording 23 tackles (six solo), three tackles for a loss, two sacks and three quarterback hits...Established his career high in tackles with six (four solo) at Oklahoma State (Sept. 13)...Drew his lone start of the season the following week at Florida Atlantic (Sept. 27), registering two tackles (one solo), including a sack for a 4-yard loss...Logged four tackles (all assisted), including a shared tackle for a 1-yard loss, at Rice (Nov. 8)...Appeared in all 12 games and made two starts as a sophomore in 2013...Posted 25 tackles (seven solo), including one for a loss, and four QB hits...Contributed two tackles, including his first solo tackle, in the Roadrunners' 21-13 season-opening victory at New Mexico (Aug. 31)...Registered a season-high five tackles (three solo) to go along with a quarterback hit at Marshall (Oct. 5)...In his first start at UTSA, registered three assisted tackles vs. Rice (Oct. 12)...Ranked second on the team as a true freshman at Hancock Junior College in Santa Maria, Calif., with 61 tackles, including four for a loss and a half-sack, on his way to earning second-team All-Northern Conference honors...Earned his degree in communications...Attended McCutcheon High School in Lafayette, Ind., where he played defensive tackle and center and earned all-state, all-area and all-conference honors as a junior and senior...Earned two letters for track and field in shot put and discus...Participated in the Packers Give Back Celebrity Bowling event...Volunteered with Dream Season while in college, a football league for kids with mental or physical disabilities...His grandfather, Tom Bloom, was a sixth-round pick of the Cleveland Browns in 1963...Single, lives in Lafayette, Ind. ...Given name Brian Keith Price, nickname is "BP"...Born in Lafayette, Ind.



46

RAYSEAN PRINGLE

CB, 6-0, 191, 8/31/93

Rookie, Southern Utah

Signed by Green Bay as an undrafted free agent on May 8, 2017...Played in 33 games with nine starts at running back and wide receiver while also contributing on kickoff returns at Southern Utah...Totaled 1,130 yards and 14 TDs on 228 carries (4.9 avg.)...Added 36 receptions for 329 yards (9.1 avg.) and a TD...Returned 15 kickoffs for 295 yards (19.7 avg.) and a TD...Played in all 11 games as a senior in 2016, seeing time at RB, WR and on special teams as a kickoff returner...Ran for 417 yards and six TDs on 63 attempts (6.6 avg.) and added 62 receiving yards on 11 catches (5.6 avg.)...Completed a 14-yard pass on a halfback pass for his only attempt on the season...Took on responsibilities as a kickoff returner, returning 15 kickoffs for 295 yards (19.7 avg.) and a TD...Recorded three tackles on the season...Registered a season-high 118 yards and two TDs on eight carries (14.8 avg.) vs. Portland State (Sept. 24)...Opened up the scoring for Southern Utah with a 97-yard kickoff return at No. 22 North Dakota (Oct. 15)...Sat out the 2015 season, taking an academic redshirt...Appeared in nine games as a sophomore in 2014, totaling 269 yards and two TDs on 53 carries (5.1 avg.)...Recorded a TD and 195 yards on 16 catches (12.2 avg.)...Added a miscellaneous tackle...Posted five carries for 95 yards (19.0 avg.), including a 75-yard TD run midway through the third quarter, at Nevada (Aug. 30), and added 18 yards on three receptions (6.0 avg.)...Caught two passes for 96 yards (48.0 avg.), including an 87-yard TD catch, vs. North Dakota (Oct. 25), and added nine rushing attempts for 24 yards (2.7 avg.)... Played in 13 games with nine starts as a redshirt freshman in 2013, leading the team in rushing with 444 yards and six TDs on 112 carries (4.0 avg.)...Added nine catches for 72 yards (8.0 avg.)...Saw the first action of his career in a start at South Alabama (Aug. 29), rushing for 107 yards and a TD on 23 attempts (4.7 avg.)...Registered a career-high three TDs and 131 yards on 26 carries (5.0 avg.) at Sacramento State (Sept. 21), adding a 33-yard completion on his one pass against the Hornets...Majored in communications... Graduated from Tennyson High (Hayward, Calif.) after spending his first three years at Hayward (Calif.) High... Lettered four years in football, playing RB and WR...Lettered two years in track and field, running the 100, 200 and 4x100...Visited elementary schools while in college... Single, lives in Stockton, Calif. ...Has a 2-year-old daughter, Rayleigh...Given name Raysean Damon Pringle; born in Oakland, Calif.

OTHER FREE AGENTS/
FIRST-YEAR PLAYERS

COMMUNITY

ADMIN. &
COACHES

VETERANS

OP/1ST-YEAR
PLAYERS

2016 REVIEW

RECORDS &
HISTORY

LAMBEAU
FIELD

MISC.



85

BEAU SANDLAND

TE, 6-5, 252, 2/23/93

First Year, Montana State

Re-signed by Green Bay on January 24, 2017...Was selected by

Carolina in the seventh round (No. 252 overall) of the 2016 NFL Draft, the first tight end to be drafted out of Montana State...Signed with Carolina on May 10, 2016...Released by the Panthers in the final roster reduction on Sept. 3, 2016, and was signed to Carolina's practice squad one day later...Released by Carolina on Nov. 9, 2016...Signed by Green Bay to the practice squad on Nov. 11, 2016...Played the final season of his collegiate career at Montana State after playing one season at Miami (Fla.) in 2013 and two seasons at Pierce College in Los Angeles (2011-12)...Started all 11 games as a senior in 2015 at Montana State, posting 37 catches for 632 yards (17.1 avg.) and nine TDs...Also added one kick return for 4 yards...Ended the season with five consecutive games with at least one TD catch...Topped 100 yards for the second time in his career, and the first in Division I, vs. Cal Poly (Sept. 26) when he hauled in five receptions for 156 yards (31.2 avg.) and two TDs, including one that went 63 yards for a score...Posted 46 yards and a TD on six catches (7.7 avg.) at North Dakota (Oct. 31)...Finished the season with seven receptions for 163 yards (23.3 avg.) vs. Montana (Nov. 21)...Redshirted in 2014 after transferring to Montana State from Miami (Fla.)...Played in all 13 games at Miami as a junior in 2013...Finished his lone season at Miami with nine catches for 94 yards (10.4 avg.) and a TD...Made his first career catch with the Hurricanes against Savannah State (Sept. 21) and finished with six receptions for 76 yards (12.7 avg.) and a TD...Added two catches for 9 yards (4.5 avg.) at South Florida (Sept. 28) and one catch for 9 yards at Florida State (Nov. 2)...Played in 10 games (all starts) as a sophomore at Pierce College in 2012...Was the top-rated junior college tight end in the country after the 2012 season, earning a four-star rating...Finished the season with 267 yards and three TDs on 24 catches (11.1 avg.)...Posted a season-high nine catches for 60 yards (6.7 avg.) and a TD, which was his first score of the season, vs. L.A. Valley (Oct. 13)...Hauled in a 37-yard TD in the fourth quarter vs. Antelope Valley (Oct. 27) on his only catch of the game...Helped the Brahmas win the Patriotic Bowl, held at Tahquitz High School, vs. Mt. San Jacinto (Nov. 17) by closing out the first half with a 13-yard TD reception to put Pierce up by seven...Finished the game with three catches for 20 yards (6.7 avg.) and a TD...Started all 11 games he appeared in as a freshman in 2011 at Pierce, posting 20 catches for 265 yards (13.3 avg.) and two TDs...Ranked third on the team in catches and tied for second in TDs...Posted eight receptions for 112 yards (14.0 avg.) and one TD at West Los Angeles (Oct. 1), topping the 100-yard mark for the first time...Earned his degree in sociology/criminology...Attended Simi Valley (Calif.) High...Lettered in football and track...Totaled 703 receiving yards and one TD on 59 receptions (11.9 avg.) over his two years on varsity at Simi Valley...Contributed on defense with a sack and two fumble recoveries in his career...Single...Given name Beau James Sandland; born in Northridge, Calif.



43

WILLIAM STANBACK

RB, 6-0, 231, 7/6/94

Rookie, Virginia Union

Signed by Green Bay as an undrafted free agent on May 8,

2017...Appeared in 35 games with 13 starts during his collegiate career, spending one season at Virginia Union and three at Central Florida...Totaled 2,450 rushing yards and 31 TDs on 513 attempts (4.8 avg.) for his career...Added six receiving TDs and 406 yards on 38 catches (10.7 avg.)...Returned 11 kickoffs in his career for 218 yards (19.8 avg.)...Wrapped up his collegiate career at Virginia Union, where he played in 10 games with six starts as a senior in 2016...Posted his first career 1,000-yard rushing season, finishing with 1,299 yards and 15 TDs on 207 carries (6.3 avg.)...Led the Central Intercollegiate Athletic Association in rushing yards on his way to earning first-team All-CIAA recognition...Hauled in 12 passes for 165 yards (13.8 avg.) and three TDs...Posted nine carries for 94 yards (10.4 avg.) and a TD at Newberry (Sept. 10), adding a run for a two-point conversion...Registered 199 yards and three TDs on 31 carries (6.4 avg.), along with a 4-yard catch at Fayetteville State (Sept. 24)...Made his first start of the season, racking up 159 rushing yards and a TD on 25 attempts (6.4 avg.) with two catches for 45 yards (22.5 avg.) and a TD vs. St. Augustine's (Oct. 1)...Rushed for 194 yards and three TDs on 32 carries (6.1 avg.) vs. Bowie State (Oct. 22)...Played in two games in 2015 as a junior at Central Florida before being dismissed from the team...Totaled 12 yards on 11 carries (1.1 avg.)...Had 10 of those carries for 6 yards (0.6 avg.) in the season opener vs. Florida International (Sept. 3)...Started seven of 10 games played as a sophomore in 2014 at Central Florida...Ran for 697 yards and 10 TDs on 189 carries (3.7 avg.) and added 11 catches for 55 yards (11.0 avg.) and two TDs...Was named first-team All-American Athletic Conference by the conference's coaches, third-team all-conference by *Phil Steele's College Football* and received the team's outstanding offensive back award...Made the first start of his career at Missouri (Sept. 13), totaling 15 attempts for 33 rushing yards (2.2 avg.)...Rushed for 104 yards and two TDs on 15 carries (6.9 avg.) vs. Bethune-Cookman (Sept. 20)...Totaled 141 rushing yards and two TDs on 28 attempts (5.0 avg.) at Connecticut (Nov. 1)...Recorded his third 100-yard rushing game on the season, finishing with 101 yards and two TDs on 24 carries (4.2 avg.) at East Carolina (Dec. 4)...Appeared in 13 games as a true freshman in 2013, finishing with 105 rushing attempts for 443 yards (4.2 avg.) and six TDs...Returned 11 kickoffs for 218 yards (19.8 avg.)...Also hauled in 15 passes for 186 yards (12.4 avg.) and a TD...Found the end zone twice on nine carries for 65 yards (7.2 avg.) at Louisville (Oct. 18)...Had 74 yards and two TDs on nine carries (8.2 avg.) vs. Houston (Nov. 9)...Majoring in mass communication...Attended Uniondale (N.Y.) High, lettering four years in football and track and field and one year in wrestling...Played running back, quarterback, linebacker and safety...His uncle, Tony Horne, played wide receiver at Clemson and for the St. Louis Rams (1998-2000)...Visited children in hospitals and read to children while in college at Virginia Union and Central Florida...Single, lives in Long Island, N.Y....Nickname is "Will"...Given name William Patrick Stanback; born in Suffolk County, N.Y.

OTHER FREE AGENTS/
FIRST-YEAR PLAYERS

COMMUNITY

ADMIN. &
COACHES

VETERANS

OFA/FIRST-YEAR
PLAYERS

2016 REVIEW

RECORDS &
HISTORY

LAMBEAU
FIELD

MISC.



57

DAVID TALLEY

LB, 6-1, 236, 11/9/94

Rookie, Grand Valley State

Signed by Green Bay as an undrafted free agent on May 8, 2017...

Played four seasons at Grand Valley State, starting 34 of 48 games played...Racked up 285 tackles (123 solo), 30½ tackles for a loss and 11 sacks...Added 14 passes defended, two forced fumbles, a fumble recovery, a blocked kick and four interceptions, including one returned for a TD...Started all 12 games as a senior in 2016, finishing with 76 tackles (40 solo), nine tackles for a loss, 3½ sacks, four passes defended and two interceptions, including one returned for a TD...Earned first-team All-Great Lakes Intercollegiate Athletic Conference honors...Contributed in the season opener with two assisted tackles and a 20-yard interception return for a TD vs. Tiffin (Sept. 1)...Led the team with nine tackles (two solo), 1½ sacks and a pass defended vs. Northern Michigan (Sept. 17)...Posted a season-high 13 tackles (nine solo) and two tackles for a loss vs. Ferris State (Dec. 3)...Started all 15 games as a junior in 2015, earning first-team All-GLIAC honors...Racked up a team-high 128 tackles (59 solo) with five sacks and 12½ tackles for a loss...Intercepted two passes, recovered a fumble, blocked a kick and registered five passes defended...Posted a career-high 18 tackles (six solo), a tackle for a loss, a QB hit and the first interception of his career vs. Michigan Tech (Oct. 17)...Registered two sacks and three tackles for a loss as part of an 11-tackle (five solo) performance vs. Findlay (Oct. 24)...Recorded two passes defended and his second INT of the season at Ferris State (Nov. 28), adding 15 tackles (four solo) and a tackle for a loss against the Bulldogs...Appeared in 11 games with seven starts in 2014 as a sophomore, totaling 55 tackles (17 solo), seven tackles for a loss, 2½ sacks, five passes

defensed and a forced fumble...Made the first start of his career at Azusa Pacific (Sept. 4), racking up a season-high 10 tackles (three solo), three tackles for a loss and a sack...Led the team with seven tackles (six solo) and a pass defended at Hillsdale College (Oct. 4)...Registered six assisted tackles vs. Tiffin (Nov. 8)...Appeared in 10 games as a redshirt freshman in 2013...Finished with three assisted tackles in his college debut vs. Azusa Pacific (Sept. 7)...Led the team with a season-high nine tackles (four solo) vs. Tiffin (Sept. 21), adding 1½ tackles for a loss and a forced fumble against the Dragons...Earned his degree in exercise science...Attended St. Mary's High (Orchard Lake, Mich.), lettering three years in football as a roving LB and TE...Lettered four years in track and field, competing in the 4x100, 4x200, 100, 200, shot put and discus...His cousin, DE Ronald Talley, was on Green Bay's practice squad for the entire 2009 season and also appeared in 15 games over three seasons (2011-13) with the Arizona Cardinals...Grew up as friends with Jaguars WR Allen Robinson, Ravens LB Matt Judon and Bears TE Dion Simms...Instructed at youth football camps while in college...Also assisted with Camp Sunshine, a summer camp for people ages 12 to 50 with special needs...Single, lives in Detroit, Mich. ...Given name David Talley Jr.; born in Detroit, Mich.



37

AARON TAYLOR

S, 5-11, 206, 12/25/93

Rookie, Ball State

Signed by Green Bay as an undrafted free agent on May 8, 2017...Played in 48 games with 29 starts over four seasons at Ball State...Racked up 208 tackles (110 solo), 3½ sacks, 18 tackles for a loss, four passes defended, a forced

"FULLBACK IS THE POSITION I FEEL I CAN PLAY BETTER."

November 19, 1957


Dear Mr. Vainisi,

Reference to your letter dated November 11, 1957.

I am very much interested in playing professional football. Football is a great sport and I enjoy playing it. Yes, I would be interested in playing with the Green Bay Packers. My military status is 1A Category 4. Yes, I will be able to play pro ball before entering the service. I prefer playing in either the United States or Canada. Fullback is the position I feel I can play better.

Sincerely,

Jim Taylor - Baton Rouge, La.



OTHER FREE AGENTS/
FIRST-YEAR PLAYERS

COMMUNITY

ADMIN. &
COACHES

VETERANS

OP/AFIRST-YEAR
PLAYERS

2016 REVIEW

RECORDS &
HISTORY

LAMBEAU
FIELD

MISC.

fumble and two fumble recoveries...Started all 12 games as a senior in 2016, totaling 85 tackles (49 solo), 1½ sacks, 11½ tackles for a loss and two passes defended...Tied a career high with 13 tackles (nine solo) at Indiana (Sept. 10)...Registered his 1½ sacks in a six-tackle (two solo) performance vs. Eastern Kentucky (Sept. 17)...Registered 12 tackles (11 solo), including five tackles for a loss, at Toledo (Nov. 16)...Played in all 12 games with eight starts as a junior in 2015, recording 31 tackles (15 solo), two tackles for a loss and a pass defended...Posted five tackles (one solo), a tackle for a loss and a pass defended at Eastern Michigan (Sept. 19)...Racked up a season-high six tackles (three solo) at Ohio (Nov. 17)...Started nine of 12 games played as a sophomore in 2014...Totaled 60 tackles (33 solo), two sacks, 4½ tackles for a loss and two fumble recoveries...Made his first career start vs. Colgate (Aug. 30), finishing with four tackles (one solo) against the Raiders...Registered the first sack of his career vs. Akron (Oct. 25)...Set a career high with 13 tackles (four solo) vs. Northern Illinois (Nov. 5), including a sack...Posted seven tackles (five solo), a tackle for a loss and a fumble recovery vs. Eastern Michigan (Nov. 22)...Appeared in 12 games as a redshirt freshman in 2013, recording 32 tackles (13 solo), a forced fumble and a pass defended...Saw the first action of his career vs. Illinois State (Aug. 29), posting four tackles (two solo) and a forced fumble...Racked up a season-high six tackles (one solo) at North Texas (Sept. 14)...Recorded the first pass defended of his career and added an assisted tackle vs. Central Michigan (Nov. 6)...Earned his degree in telecommunications...Attended Central Gwinnett High (Lawrenceville, Ga.)...Lettered in football four years, seeing time at LB, RB and S...Lettered three years in track and field, running the 100, 200, 400 and participating in the triple jump and long jump...Holds the school record for the long jump...His cousin, Leonard Little, played DE for the St. Louis Rams (1998-2009)...Single, lives in Lawrenceville, Ga. ...Nickname is "A.T."...Given name Aaron Joseph Taylor; born in Salem, Ore.



5

JUSTIN VOGEL

P. 6-4, 219, 10/14/93
Rookie, Miami

Signed by Green Bay as an undrafted free agent on May 5, 2017...

Appeared in 39 games over three seasons at Miami, totaling 183 punts for 7,876 yards (43.0 avg.)...Handled kickoff duties during one of his seasons, totaling 15 touchbacks on 53 kickoffs...Appeared in 13 games as a senior in 2016 and posted 2,803 yards on 64 punts for a career-high 43.8-yard gross average, which was good for No. 2 in the Atlantic Coast Conference...Had 25 punts inside the 20, a long punt of 63 yards and booted 16 punts for 50-plus yards...Was named second-team All-ACC by the conference's coaches and the Atlantic Coast Sports Media Association...Posted season highs with three punts going for 50-plus yards, with a long of 57, and a 47.8-yard average on five punts (239 yards) vs. North Carolina (Oct. 15)...Forced the Tar Heels to three fair catches and pinned them inside the 20 once...Punted five times for 228 yards (45.6 avg.), with two going for 50-plus yards and forcing two fair catches at North Carolina State (Nov. 19)...Pinned the Wolfpack inside the 20 a season-high four times...Played in 13 games as a junior in 2015, punting 67 times for 2,846 yards (42.5 avg.), with 13 of them going for 50-plus yards...Pinned opponents inside their own 20 21 times and had a career-long punt of 73 yards...Recorded a 42.5-yard average on 10 punts and the 73-yarder vs. Clem-

son (Oct. 24), including four punts inside the 20...Punted seven times for 263 yards (37.6 avg.), with a long punt of 53 yards and two punts placed inside the 20, against Washington State in the Hyundai Sun Bowl (Dec. 26)...Appeared in 13 games as a sophomore in 2014, handling punting and kickoff duties...Finished the year with a 42.8-yard average, 12 punts of 50-plus yards and 21 punts placed inside the 20...Totaled 2,227 yards on 52 punts with a long punt of 65 yards...Kicked off 53 times with 15 touchbacks...Saw the first action of his career with six punts for 281 yards (46.8 avg.) at Louisville (Sept. 1)...Had a long punt of 56 yards and pinned the Cardinals inside their 20 twice...Recorded a 43-yard punt vs. Florida A&M (Sept. 6) that pinned the Rattlers inside their 20...Contributed against the Rattlers with eight kickoffs and two touchbacks...Recorded a career-high 10 kickoffs and six touchbacks vs. Cincinnati (Oct. 11)...Added five punts for 233 yards (46.6 avg.), with four pinning the Bearcats inside the 20, and a long of 65 yards...Transferred to Miami after spending his redshirt freshman season at Florida in 2013...Earned his degree in health science...Attended Berkeley Prep (Tampa, Fla.), seeing time at kicker, punter, wide receiver and safety...Posted a 45.0-yard average on punts and added three interceptions on defense...His father, Paul, played LB for the Houston Oilers in 1987 after a collegiate career at South Carolina...Was in the same graduating class at Berkeley as Eagles WR Nelson Agholor...Volunteered his time with Special Olympics and visited hospitals while in college...Single, lives in Tampa, Fla. ...Given name Paul Justin Vogel; born in Tampa, Fla.



26

HERB WATERS

CB, 6-0, 188, 11/10/92
First Year, Miami

Originally signed by Green Bay as an undrafted free agent on May 6, 2016...Spent the entire regular season on the Packers' practice squad, moving to cornerback from wide receiver early in the season...Was signed to the active roster on Jan. 5, 2017, and appeared in two postseason contests...Made his NFL debut vs. the N.Y. Giants (NFC Wild Card, Jan. 8), seeing 14 snaps of action on special teams...Played two snaps on special teams at Dallas (NFC Divisional, Jan. 15)...Was inactive (healthy scratch) at Atlanta (NFC Championship, Jan. 22)...Played in 47 games with 20 starts at Miami as a WR, totaling 99 receptions for 1,534 yards (15.5 avg.) and nine TDs...Started 11 of 13 games played as a senior in 2015, ranking third on the team with a career-high 624 receiving yards...Totaled a career-best 41 receptions and scored a TD...His yards-per-reception average was the highest on the team at 15.2...Registered the third 100-yard receiving game of his career in Miami's 44-20 victory vs. Florida Atlantic (Sept. 11), totaling 102 yards on five catches (20.4 avg.) while snagging a season-long 45-yard catch against the Owls...Hauled in a 33-yard TD, adding to his total of four receptions for 77 yards (19.3 avg.), at Duke (Oct. 31)...Started four of 10 games played as a junior in 2014, recording 20 catches for 277 yards (13.5 avg.) and a TD...Notched team-high totals of six catches for 61 yards (10.2 avg.) at Louisville (Sept. 1)...Led his unit with five receptions for a game-high 81 yards (16.2 avg.) and hauled in his first TD grab of the season in Miami's 22-10 victory vs. Duke (Sept. 27)...Started four of 12 contests as a sophomore in 2013 and recorded his second-best career totals in receptions (28) and receiving yards (406, 14.5 avg.) with a career-high five TDs...Posted two receptions for 49 yards (24.5 avg.) and a 63-yard TD

run vs. Florida Atlantic (Aug. 30)...Notched 73 yards and a TD on just two catches (36.5 avg.) at South Florida (Sept. 28)...Turned in the best performance of his career with nine receptions for 116 yards (12.9 avg.) and two TDs at Duke (Nov. 16)...Started two of 12 games played as a true freshman in 2012, posting 10 catches for 227 yards (22.7 avg.) and two TDs...Registered a career-best 130 yards, including a career-long 87-yard TD catch, on four catches (32.5 avg.), in a win vs. South Florida (Nov. 17)... Majored in criminal justice...Attended Homestead (Fla.) High School, where he recorded 23 catches for 385 yards (16.7 avg.) and 10 TDs and added five punt returns for TDs as a senior...Also played defensive back and posted two interceptions...Served as the team captain for both his junior and senior seasons...As a junior, registered 30 carries for 245 yards (8.2 avg.) and six TDs, adding five receptions for 38 yards (7.6 avg.)...Also played quarterback in high school in addition to wide receiver, running back and defensive back...Single, lives in Miami, Fla. ...Has a daughter, Aubree...Given name Herbert Lewis Waters; born in Homestead, Fla.



35

JERMAINE WHITEHEAD

S. 5-11, 195, 3/12/93

First Year, Auburn

Originally signed by Green Bay as a free agent on May 18, 2016...

Played in two games for Green Bay in 2016, seeing action on special teams...Appeared on seven plays at Atlanta (Oct. 30) on special teams in his NFL debut...Also saw limited action on special teams vs. Indianapolis (Nov. 6)...Spent the other 14 regular-season games and three postseason contests on the Packers' practice squad...Was signed to the 53-man roster from the practice squad on Oct. 24 and was released on Nov. 7...Was re-signed to Green Bay's practice squad on Nov. 9...Re-signed with the Packers as reserve/future free agent on Jan. 23, 2017...Entered the NFL with San Francisco as an undrafted free agent on May 5, 2015...Spent most of his rookie season on the 49ers' practice squad before being signed to Baltimore's active roster on December 23, 2015...Was inactive for the final two games of the season and re-signed with the Ravens

on April 19, 2016, before being waived on May 13, 2016... Started 33 of 48 games played at Auburn, finishing his career with 218 tackles (133 solo), a sack, 15 pass breakups, nine interceptions and two fumble recoveries...Started six of nine games played as a senior in 2014, logging 36 tackles (27 solo), a career-high six interceptions and one pass breakup...Recorded seven tackles (all solo) and a 33-yard interception return for a TD in the 45-21 win vs. Arkansas (Aug. 30)...Registered a season-high nine tackles (six solo) at Georgia (Nov. 15)...Posted a career-high two interceptions in the Outback Bowl vs. Wisconsin (Jan. 1), adding eight tackles (five solo)...Started all 14 games played as a junior in 2013, recording 65 tackles (44 solo), two INTs, six pass breakups and a fumble recovery...Tallied seven tackles (five solo) vs. Mississippi State (Sept. 14)...Recorded his first interception of the season with a pick at Louisiana State (Sept. 21), adding four tackles (one solo)...Logged seven tackles (three solo) at Arkansas (Nov. 2)...Registered a season-high nine tackles (six solo) vs. Alabama (Nov. 30)...Started all 12 games played as a sophomore in 2012, recording a career-high 86 tackles (40 solo), five pass breakups, a fumble recovery and a sack...Tallied a career-high 12 tackles (two solo) and a pass breakup at Mississippi State (Sept. 8)...Recorded seven tackles (three solo) and a season-high two pass breakups vs. Arkansas (Oct. 6)...Registered nine tackles (six solo) at Vanderbilt (Oct. 20)...Played in 13 games with one start as a freshman in 2011, totaling 31 tackles (22 solo), an interception and three pass breakups...Came down with his first career interception and returned it 25 yards for a TD vs. Florida Atlantic (Sept. 24)...Logged a season-high eight tackles (four solo) at Arkansas (Oct. 8)...Registered a season-high five solo tackles vs. Samford (Nov. 19)...Earned his degree in accounting...Attended Amanda Elzy High School in Greenwood, Miss., recording 61 tackles and four interceptions, returning two for scores, and rushing 60 times for 805 yards (13.4 avg.) and six TDs...Added seven receptions for 222 yards (31.7 avg.) and two TDs, while also completing 4 of 7 pass attempts (57.1 percent) for 62 yards and a TD and returned four kickoffs for TDs as a senior...Recorded 32 tackles, three INTs, two forced fumbles and three fumble recoveries, in addition to 1,500 all-purpose yards and nine rushing and seven passing TDs while playing quarterback as a junior...Voted the District 3 (4A) Player of the Year in 2009...Lettered all four years in football, basketball, baseball and track and field...Single, lives in Greenwood, Miss. ...Given name Jermaine Rasheed Whitehead; born in Greenwood, Miss.

QUARTERBACK (4)

Joe Callahan
Taysom Hill
 Brett Hundley
 Aaron Rodgers

RUNNING BACK (6)

Aaron Jones
Devante Mays
 Ty Montgomery
Kalif Phillips
William Stanback
Jamaal Williams

FULLBACK (2)

Joe Kerridge
 Aaron Ripkowski

WIDE RECEIVER (12)

Davante Adams
 Geronimo Allison
 Michael Clark
 Randall Cobb
Montay Crockett
 Trevor Davis
Malachi Dupre
 Jeff Janis
 Max McCaffrey
 Jordy Nelson
Colby Pearson
DeAngelo Yancey

TIGHT END (5)

Martellus Bennett
 Lance Kendricks
Aaron Peck
 Richard Rodgers
 Beau Sandland

OFFENSIVE LINE (15)

Kofi Amichia
 David Bakhtiari
 Don Barclay
 Bryan Bulaga
 Jahri Evans
Thomas Evans
Geoff Gray
Robert Left
 Corey Linsley
 Justin McCray
 Kyle Murphy
Adam Pankey
 Lucas Patrick
 Jason Spriggs
 Lane Taylor

DEFENSIVE LINE (9)

Montravius Adams
 Kenny Clark
 Mike Daniels
 Letroy Guion
 Ricky Jean Francois
 Dean Lowry
Izaah Lunsford
 Brian Price
 Christian Ringo

LINEBACKER (15)

Vince Biegel
Johnathan Calvin
 Jayrone Elliott
 Kyler Fackrell
 Reggie Gilbert
Cody Heiman
Josh Letuligasenoa
 Blake Martinez
 Derrick Mathews
 Clay Matthews
 Nick Perry
 Jake Ryan
David Talley
 Joe Thomas
 Jordan Tripp

CORNERBACK (12)

Donatello Brown
 Demetri Goodson
 LaDarius Gunter
 Josh Hawkins
Daquan Holmes
 Davon House
Kevin King
Lenzy Pipkins
Raysean Pringle
 Damarious Randall
 Quinten Rollins
 Herb Waters

SAFETY (7)

Kentrell Brice
 Morgan Burnett
 Ha Ha Clinton-Dix
 Marwin Evans
Josh Jones
Aaron Taylor
 Jermaine Whitehead

SPECIALIST (3)

Mason Crosby
Derek Hart
Justin Vogel

Rookies are underlined

PRONUNCIATION GUIDE**PLAYERS**

Montravius Adams mon-TRAY-vee-us
 Kofi AmichiaKOE-fee uh-MEE-chee-uh
 David Bakhtiaribock-tee-R-ee
 Don BarclayBAR-clay
 Kentrell Briceken-TRELL
 Bryan Bulagabuh-LAH-guh
 Malachi DupreMAL-uh-kye doo-PREE
 Jayrone Elliottjay-RONE
 Jahri Evansjah-REE
 Kyler FackrellFACK-rull
 Letroy GuionGUY-on
 LaDarius Gunterluh-DAIR-ee-us
 Cody Heiman HIGH-man
 Taysom Hill TAY-sum
 Daquan HolmesDAY-quan

Ricky Jean Francois zhan fran-SWAH
 Joe KerridgeKAIR-idge
 Josh Letuligasenoalay-TU-lee-NAH-se-no-uh
 Izaah Lunsford i-ZAY-uh
 Kalif Phillipskuh-LEEF
 Damarious Randallduh-MAIR-ee-us

COACHES

Brian Angelichio an-juh-LEEK-o
 James CampenKAMP-en
 Mark Lovatluh-VOTT
 Tim McGariglemac-GARGLE
 David Raih RYE
 Mike Trgovac TER-guh-vac

| No. | Name | Pos | Ht | Wt | Birthdate | Exp | NFL College | High School Hometown |
|-----|----------------------|-----|------|-----|-----------|-----|------------------------|------------------------|
| 17 | Adams, Davante | WR | 6-1 | 215 | 12/24/92 | 4 | Fresno State | Palo Alto, Calif. |
| 90 | Adams, Montravius | DT | 6-4 | 304 | 7/24/95 | R | Auburn | Vienna, Ga. |
| 81 | Allison, Geronimo | WR | 6-3 | 202 | 1/18/94 | 2 | Illinois | Riverview, Fla. |
| 79 | Amichia, Kofi | G | 6-3 | 304 | 7/29/94 | R | South Florida | Powder Springs, Ga. |
| 69 | Bakhtiari, David | T | 6-4 | 310 | 9/30/91 | 5 | Colorado | San Mateo, Calif. |
| 67 | Barclay, Don | TE | 6-4 | 305 | 4/18/89 | 6 | West Virginia | Harmony, Pa. |
| 80 | Bennett, Martellus | TE | 6-6 | 275 | 3/10/87 | 10 | Texas A&M | Taylor, Texas |
| 45 | Biegel, Vince | LB | 6-3 | 246 | 7/2/93 | R | Wisconsin | Wisconsin Rapids, Wis. |
| 29 | Brice, Kentrell | S | 5-11 | 200 | 8/11/94 | 2 | Louisiana Tech | Ruston, La. |
| 44 | Brown, Donatello | CB | 6-0 | 190 | 5/15/91 | R | Valdosta State | Kennesaw, Ga. |
| 75 | Bulaga, Bryan | T | 6-5 | 314 | 3/21/89 | 8 | Iowa | Woodstock, Ill. |
| 42 | Burnett, Morgan | S | 6-1 | 209 | 1/13/89 | 8 | Georgia Tech | College Park, Ga. |
| 6 | Callahan, Joe | QB | 6-1 | 216 | 6/4/93 | 2 | Wesley | Absecon, N.J. |
| 56 | Calvin, Johnathan | LB | 6-3 | 266 | 11/28/93 | R | Mississippi State | Jackson, Miss. |
| 97 | Clark, Kenny | DT | 6-3 | 314 | 10/4/95 | 2 | UCLA | Rialto, Calif. |
| 89 | Clark, Michael | WR | 6-6 | 217 | 10/26/95 | R | Marshall | St. Petersburg, Fla. |
| 21 | Clinton-Dix, Ha Ha | S | 6-1 | 208 | 12/21/92 | 4 | Alabama | Orlando, Fla. |
| 18 | Cobb, Randall | WR | 5-10 | 192 | 8/22/90 | 7 | Kentucky | Alcoa, Tenn. |
| 9 | Crockett, Montay | WR | 6-0 | 184 | 12/11/93 | R | Georgia Southern | Rock Hill, S.C. |
| 2 | Crosby, Mason | K | 6-1 | 207 | 9/3/84 | 11 | Colorado | Georgetown, Texas |
| 76 | Daniels, Mike | DT | 6-0 | 310 | 5/5/89 | 6 | Iowa | Blackwood, N.J. |
| 11 | Davis, Trevor | WR | 6-1 | 188 | 7/4/93 | 2 | California | Martinez, Calif. |
| 19 | Dupre, Malachi | WR | 6-2 | 196 | 10/12/95 | R | Louisiana State | River Ridge, La. |
| 91 | Elliott, Jayrone | LB | 6-3 | 255 | 11/11/91 | 4 | Toledo | Cleveland, Ohio |
| 73 | Evans, Jahri | G | 6-4 | 318 | 8/22/83 | 12 | Bloomsburg | Philadelphia, Pa. |
| 25 | Evans, Marwin | S | 5-11 | 211 | 4/10/93 | 2 | Utah State | Oak Creek, Wis. |
| 60 | Evans, Thomas | G | 6-3 | 305 | 5/9/94 | R | Richmond | Franklin, N.C. |
| 51 | Fackrell, Kyler | LB | 6-5 | 245 | 11/25/91 | 2 | Utah State | Mesa, Ariz. |
| 93 | Gilbert, Reggie | LB | 6-3 | 261 | 4/1/93 | 1 | Arizona | Laveen, Ariz. |
| 39 | Goodson, Demetri | CB | 5-11 | 197 | 6/11/89 | 4 | Baylor | Spring, Texas |
| 74 | Gray, Geoff | G | 6-5 | 315 | 11/8/94 | R | Manitoba | Winnipeg, Man. |
| 98 | Guion, Letroy | DT | 6-4 | 322 | 6/21/87 | 10 | Florida State | Starke, Fla. |
| 36 | Gunter, LaDarius | CB | 6-2 | 201 | 5/13/92 | 3 | Miami | Montgomery, Ala. |
| 54 | Hart, Derek | LS | 6-4 | 245 | 12/1/92 | R | James Madison | Manheim, Pa. |
| 28 | Hawkins, Josh | CB | 5-10 | 189 | 1/23/93 | 2 | East Carolina | Kernersville, N.C. |
| 55 | Heiman, Cody | LB | 6-2 | 229 | 11/19/93 | R | Washburn | Baileyville, Kan. |
| 8 | Hill, Taysom | QB | 6-2 | 221 | 8/23/90 | R | Brigham Young | Pocatello, Idaho |
| 38 | Holmes, Daquan | CB | 5-11 | 187 | 10/30/94 | R | American International | Troy, N.Y. |
| 31 | House, Davon | CB | 6-0 | 195 | 7/10/89 | 7 | New Mexico State | Palmdale, Calif. |
| 7 | Hundley, Brett | QB | 6-3 | 226 | 6/15/93 | 3 | UCLA | Chandler, Ariz. |
| 83 | Janis, Jeff | WR | 6-3 | 219 | 6/24/91 | 4 | Saginaw Valley State | Tawas City, Mich. |
| 95 | Jean Francois, Ricky | DT | 6-3 | 313 | 11/23/86 | 9 | Louisiana State | Miami Gardens, Fla. |
| 33 | Jones, Aaron | RB | 5-9 | 208 | 12/2/94 | R | Texas-El Paso | El Paso, Texas |
| 27 | Jones, Josh | S | 6-2 | 220 | 9/20/94 | R | North Carolina State | Walled Lake, Mich. |
| 84 | Kendricks, Lance | TE | 6-3 | 250 | 1/30/88 | 7 | Wisconsin | Milwaukee, Wis. |
| 40 | Kerridge, Joe | FB | 6-0 | 245 | 9/17/92 | 2 | Michigan | Traverse City, Mich. |
| 20 | King, Kevin | CB | 6-3 | 200 | 5/5/95 | R | Washington | Oakland, Calif. |
| 70 | Leff, Robert | T | 6-5 | 302 | 7/11/94 | R | Auburn | Fairhope, Ala. |
| 59 | Letuligasenoa, Josh | LB | 6-1 | 252 | 2/2/94 | R | Cal Poly | Elk Grove, Calif. |
| 63 | Linsley, Corey | C | 6-3 | 301 | 7/27/91 | 4 | Ohio State | Boardman, Ohio |
| 94 | Lowry, Dean | DE | 6-6 | 296 | 6/9/94 | 2 | Northwestern | Rockford, Ill. |
| 71 | Lunsford, Izaah | DT | 6-3 | 310 | 10/21/93 | R | Bowling Green State | Cincinnati, Ohio |
| 50 | Martinez, Blake | LB | 6-2 | 237 | 1/9/94 | 2 | Stanford | Oro Valley, Ariz. |
| 49 | Mathews, Derrick | LB | 6-0 | 232 | 9/25/92 | 1 | Houston | Houston, Texas |
| 52 | Mathews, Clay | LB | 6-3 | 255 | 5/14/86 | 9 | Southern California | Agoura Hills, Calif. |
| 32 | Mays, Devante | RB | 5-10 | 230 | 5/26/94 | R | Utah State | Livingston, Texas |
| 13 | McCaffrey, Max | WR | 6-2 | 200 | 5/17/94 | 1 | Duke | Castle Rock, Colo. |
| 64 | McCray, Justin | G | 6-3 | 317 | 5/31/92 | 1 | Central Florida | Miami, Fla. |
| 88 | Montgomery, Ty | RB | 6-0 | 216 | 1/22/93 | 3 | Stanford | Dallas, Texas |
| 68 | Murphy, Kyle | T | 6-6 | 305 | 12/11/93 | 2 | Stanford | San Clemente, Calif. |
| 87 | Nelson, Jordy | WR | 6-3 | 217 | 5/31/85 | 10 | Kansas State | Manhattan, Kan. |
| 77 | Pankey, Adam | G/T | 6-5 | 313 | 2/2/94 | R | West Virginia | Hamilton, Ohio |
| 62 | Patrick, Lucas | G | 6-3 | 313 | 7/30/93 | 1 | Duke | Brentwood, Tenn. |
| 1 | Pearson, Colby | WR | 6-0 | 194 | 1/19/95 | R | Brigham Young | Blackfoot, Idaho |

| NFL | | | | | | | | | | |
|-----|---------------------|-----|------|-----|-----------|-----|----------------------|----------------------|--|--|
| No. | Name | Pos | Ht | Wt | Birthdate | Exp | College | High School Hometown | | |
| 86 | Peck, Aaron | TE | 6-2 | 239 | 10/9/94 | R | Fresno State | Riverside, Calif. | | |
| 53 | Perry, Nick | LB | 6-3 | 265 | 4/12/90 | 6 | Southern California | Detroit, Mich. | | |
| 34 | Phillips, Kalif. | RB | 5-9 | 218 | 3/22/94 | R | Charlotte | Kannapolis, N.C. | | |
| 41 | Pipkins, Lenzy | CB | 6-0 | 196 | 11/7/93 | R | Oklahoma State | Mansfield, Texas | | |
| 96 | Price, Brian | DT | 6-3 | 318 | 6/24/94 | 1 | Texas San Antonio | Lafayette, Ind. | | |
| 46 | Pringle, Raysean | CB | 6-0 | 191 | 8/31/93 | R | Southern Utah | Hayward, Calif. | | |
| 23 | Randall, Damarious | CB | 5-11 | 196 | 8/29/92 | 3 | Arizona State | Pensacola, Fla. | | |
| 99 | Ringo, Christian | DT | 6-1 | 298 | 3/10/92 | 2 | Louisiana-Lafayette | Jackson, Miss. | | |
| 22 | Ripkowski, Aaron | FB | 6-1 | 246 | 12/20/92 | 3 | Oklahoma | Dayton, Texas | | |
| 12 | Rodgers, Aaron | QB | 6-2 | 225 | 12/2/83 | 13 | California | Chico, Calif. | | |
| 82 | Rodgers, Richard | TE | 6-4 | 257 | 1/22/92 | 4 | California | Shrewsbury, Mass. | | |
| 24 | Rollins, Quinten | CB | 5-11 | 195 | 7/15/92 | 3 | Miami (Ohio) | Wilmingon, Ohio | | |
| 47 | Ryan, Jake | LB | 6-2 | 240 | 2/27/92 | 3 | Michigan | Cleveland, Ohio | | |
| 85 | Sandland, Beau | TE | 6-5 | 252 | 2/23/93 | 1 | Montana State | Simi Valley, Calif. | | |
| 78 | Spriggs, Jason | T | 6-6 | 301 | 5/17/94 | 2 | Indiana | Elkhart, Ind. | | |
| 43 | Stanback, William | RB | 6-0 | 231 | 7/6/94 | R | Virginia Union | Uniondale, N.Y. | | |
| 57 | Talley, David | LB | 6-1 | 236 | 11/9/94 | R | Grand Valley State | Orchard Lake, Mich. | | |
| 37 | Taylor, Aaron | S | 5-11 | 206 | 12/25/93 | R | Ball State | Lawrenceville, Ga. | | |
| 65 | Taylor, Lane | G | 6-3 | 324 | 11/22/89 | 5 | Oklahoma State | Arlington, Texas | | |
| 48 | Thomas, Joe | LB | 6-1 | 227 | 5/6/91 | 3 | South Carolina State | Blackville, S.C. | | |
| 58 | Tripp, Jordan | LB | 6-3 | 234 | 4/3/91 | 4 | Montana | Missoula, Mont. | | |
| 5 | Vogel, Justin | P | 6-4 | 219 | 10/14/93 | R | Miami | Tampa, Fla. | | |
| 26 | Waters, Herb | CB | 6-0 | 188 | 11/10/92 | 1 | Miami | Homestead, Fla. | | |
| 35 | Whitehead, Jermaine | S | 5-11 | 195 | 3/12/93 | 1 | Auburn | Greenwood, Miss. | | |
| 30 | Williams, Jamaal | RB | 6-0 | 213 | 4/3/95 | R | Brigham Young | Fontana, Calif. | | |
| 16 | Yancey, DeAngelo | WR | 6-1 | 220 | 11/18/94 | R | Purdue | Atlanta, Ga. | | |

The term NFL Rookie is defined as a player who is in his first season of professional football and has not been on the roster of another professional football team for any regular-season or postseason games. A Rookie is designated by an "R" on NFL rosters. Players who have been active in another professional football league or players who have NFL experience, including either preseason training camp or being on an Active List or Inactive List, or on Reserve/Injured or Reserve/Physically Unable to Perform for fewer than six regular-season games, are termed NFL First-Year Players. An NFL First-Year Player is designated by a "1" on NFL rosters. Thereafter, a player is credited with an additional year of experience for each season in which he accumulates six games on the Active List or Inactive List, or on Reserve/Injured or Reserve/Physically Unable to Perform.

2017 NUMERICAL ROSTER

| | | | | | | | | |
|----|-----------------------|--------|----|------------------------|--------|----|-------------------------|-------------|
| 1 | Colby Pearson, WR | FA-17 | 36 | LaDarius Gunter, CB | FA-15 | 68 | Kyle Murphy, T | D6-16 |
| 2 | Mason Crosby, K | D6c-07 | 37 | Aaron Taylor, S | FA-17 | 69 | David Bakhtiari, T | D4a-13 |
| 5 | Justin Vogel, P | FA-17 | 38 | Daquan Holmes, CB | FA-17 | 70 | Robert Leff, T | FA-17 |
| 6 | Joe Callahan, QB | FA-16 | 39 | Demetri Goodson, CB | D6-14 | 71 | Izaah Lunsford, DT | FA-17 |
| 7 | Brett Hundley, QB | D5-15 | 40 | Joe Kerridge, FB | FA-16 | 73 | Jahri Evans, G | UFA (NO)-17 |
| 8 | Taysom Hill, QB | FA-17 | 41 | Lenzy Pipkins, CB | FA-17 | 74 | Geoff Gray, G | FA-17 |
| 9 | Montay Crockett, WR | FA-17 | 42 | Morgan Burnett, S | D3-10 | 75 | Bryan Bulaga, T | D1-10 |
| 11 | Trevor Davis, WR | D5-16 | 43 | William Stanback, RB | FA-17 | 76 | Mike Daniels, DT | D4a-12 |
| 12 | Aaron Rodgers, QB | D1-05 | 44 | Donatello Brown, CB | FA-17 | 77 | Adam Pankey, G/T | FA-17 |
| 13 | Max McCaffrey, WR | FA-16 | 45 | Vince Biegel, LB | D4a-17 | 78 | Jason Spriggs, T | D2-16 |
| 16 | DeAngelo Yancey, WR | D5a-17 | 46 | Raysean Pringle, CB | FA-17 | 79 | Kofi Amichia, G | D6-17 |
| 17 | Davante Adams, WR | D2-14 | 47 | Jake Ryan, LB | D4-15 | 80 | Martellus Bennett, TE | UFA (NE)-17 |
| 18 | Randall Cobb, WR | D2-11 | 48 | Joe Thomas, LB | FA-14 | 81 | Geronimo Allison, WR | FA-16 |
| 19 | Malachi Dupre, WR | D7b-17 | 49 | Derrick Mathews, LB | FA-16 | 82 | Richard Rodgers, TE | D3b-14 |
| 20 | Kevin King, CB | D2a-17 | 50 | Blake Martinez, LB | D4a-16 | 83 | Jeff Janis, WR | D7-14 |
| 21 | Ha Ha Clinton-Dix, S | D1-14 | 51 | Kyler Fackrell, LB | D3-16 | 84 | Lance Kendricks, TE | FA-17 |
| 22 | Aaron Ripkowski, FB | D6a-15 | 52 | Clay Matthews, LB | D1b-09 | 85 | Beau Sandland, TE | FA-16 |
| 23 | Damarious Randall, CB | D1-15 | 53 | Nick Perry, LB | D1-12 | 86 | Aaron Peck, TE | FA-17 |
| 24 | Quinten Rollins, CB | D2-15 | 54 | Derek Hart, LS | FA-17 | 87 | Jordy Nelson, WR | D2a-08 |
| 25 | Marvin Evans, S | FA-16 | 55 | Cody Heiman, LB | FA-17 | 88 | Ty Montgomery, RB | D3-15 |
| 26 | Herb Waters, CB | FA-16 | 56 | Johnathan Calvin, LB | FA-17 | 89 | Michael Clark, WR | FA-17 |
| 27 | Josh Jones, S | D2b-17 | 57 | David Talley, LB | FA-17 | 90 | Montravious Adams, DT | D3-17 |
| 28 | Josh Hawkins, CB | FA-16 | 58 | Jordan Tripp, LB | FA-16 | 91 | Jayrone Elliott, LB | FA-14 |
| 29 | Kentrell Brice, S | FA-16 | 59 | Josh Letuligasenoa, LB | FA-17 | 93 | Reggie Gilbert, RB | FA-16 |
| 30 | Jamaal Williams, RB | D4b-17 | 60 | Thomas Evans, G | FA-17 | 94 | Dean Lowry, DE | D4b-16 |
| 31 | Davon House, CB | FA-17 | 62 | Lucas Patrick, G | FA-16 | 95 | Ricky Jean Francois, DT | FA-17 |
| 32 | Davante Mays, RB | D7a-17 | 63 | Corey Linsley, C | D5a-14 | 96 | Brian Price, DT | FA-16 |
| 33 | Aaron Jones, RB | D5b-17 | 64 | Justin McCray, G | FA-17 | 97 | Kenny Clark, DT | D1-16 |
| 34 | Kalif Phillips, RB | FA-17 | 65 | Lane Taylor, G | FA-13 | 98 | Letroy Guion, DT | FA-14 |
| 35 | Jermaine Whitehead, S | FA-16 | 67 | Don Barclay, T/G | FA-12 | 99 | Christian Ringo, DT | D6b-15 |

| Year | Record | Draft (40) | Waivers (0) | Free Agents (50) |
|-------------|---------------|--|--------------------|--|
| 2005 | 4-12 | QB Aaron Rodgers D1 | | |
| 2007 | 13-3 | K Mason Crosby D6c | | |
| 2008 | 6-10 | WR Jordy Nelson D2a | | |
| 2009 | 11-5 | LB Clay Matthews D1b | | |
| 2010 | 10-6 | T Bryan Bulaga D1 S Morgan Burnett D3 | | |
| 2011 | 15-1 | WR Randall Cobb D2 | | |
| 2012 | 11-5 | LB Nick Perry D1 DT Mike Daniels D4a | | T/G Don Barclay |
| 2013 | 8-7-1 | T David Bakhtiari D4a | | G Lane Taylor |
| 2014 | 12-4 | S Ha Ha Clinton-Dix D1 WR Davante Adams D2 TE Richard Rodgers D3b C Corey Linsley D5a CB Demetri Goodson D6 WR Jeff Janis D7 | | LB Jayrone Elliott DT Letroy Guion LB Joe Thomas |
| 2015 | 10-6 | CB Damarious Randall D1 CB Quinten Rollins D2 RB Ty Montgomery D3 LB Jake Ryan D4 QB Brett Hundley D5 FB Aaron Ripkowski D6a DT Christian Ringo D6b | | CB LaDarius Gunter |
| 2016 | 10-6 | DT Kenny Clark D1 T Jason Spriggs D2 LB Kyler Fackrell D3 LB Blake Martinez D4a DE Dean Lowry D4b WR Trevor Davis D5 T Kyle Murphy D6 | | WR Geronimo Allison S Kentrell Brice QB Joe Callahan S Marwin Evans LB Reggie Gilbert CB Josh Hawkins FB Joe Kerridge LB Derrick Mathews WR Max McCaffrey G Lucas Patrick DT Brian Price TE Beau Sandland LB Jordan Tripp CB Herb Waters S Jermaine Whitehead |
| 2017 | | CB Kevin King D2a S Josh Jones D2b DT Montravius Adams D3 LB Vince Biegel D4a RB Jamaal Williams D4b WR DeAngelo Yancey D5a RB Aaron Jones D5b G Kofi Amichia D6 RB Devante Mays D7a WR Malachi Dupre D7b | | TE Martellus Bennett (UFA-NE) CB Donatello Brown LB Johnathan Calvin WR Michael Clark WR Montay Crockett G Jahri Evans (UFA-NO) G Thomas Evans G Geoff Gray LS Derek Hart LB Cody Heiman QB Taysom Hill CB Daquan Holmes CB Davon House (D4-11) DT Ricky Jean Francois TE Lance Kendricks T Robert Leff LB Josh Letuligasenoa DT Izaah Lunsford G Justin McCray G/T Adam Pankey WR Colby Pearson TE Aaron Peck RB Kalif Phillips CB Lenzy Pipkins CB Raysean Pringle RB William Stanback LB David Talley S Aaron Taylor P Justin Vogel |



PACKERS

2016 REVIEW

2016 RESULTS

12-7 Record (10-6 Regular Season)

PRESEASON GAMES

| Date | Opponent | GB | Opp | Attend | Weather |
|---------------|---|----|-------------|--------|---------------|
| Sun., Aug. 7 | vs. Indianapolis Colts (Hall of Fame Game in Canton, Ohio) | -- | canceled -- | | |
| Fri., Aug. 12 | CLEVELAND BROWNS (W) (Midwest Shrine Game) | 17 | 11 | 74,261 | Cloudy & 73 |
| Thu., Aug. 18 | OAKLAND RAIDERS (W) (Bishop's Charities Game) | 20 | 12 | 74,089 | P.Cloudy & 83 |
| Fri., Aug. 26 | at San Francisco 49ers (W) | 21 | 10 | 70,178 | Sunny & 64 |
| Thu., Sept. 1 | at Kansas City Chiefs (L) | 7 | 17 | 70,155 | Sunny & 77 |

REGULAR-SEASON GAMES

| Date | Opponent | GB | Opp | Attend | Weather |
|----------------|-----------------------------|----|-----|--------|---------------|
| Sun., Sept. 11 | at Jacksonville Jaguars (W) | 27 | 23 | 63,179 | P.Cloudy & 90 |
| Sun., Sept. 18 | at Minnesota Vikings (L) | 14 | 17 | 66,813 | (indoors) |
| Sun., Sept. 25 | DETROIT LIONS (W) | 34 | 27 | 78,411 | M.Cloudy & 72 |
| Sun., Oct. 2 | Open Date | | | | |
| Sun., Oct. 9 | NEW YORK GIANTS (W) | 23 | 16 | 78,401 | Clear & 49 |
| Sun., Oct. 16 | DALLAS COWBOYS (L) | 16 | 30 | 78,481 | Clear & 69 |
| Thu., Oct. 20 | CHICAGO BEARS (W) | 26 | 10 | 78,217 | Cloudy & 47 |
| Sun., Oct. 30 | at Atlanta Falcons (L) | 32 | 33 | 70,165 | (indoors) |
| Sun., Nov. 6 | INDIANAPOLIS COLTS (L) | 26 | 31 | 78,437 | Clear & 68 |
| Sun., Nov. 13 | at Tennessee Titans (L) | 25 | 47 | 69,116 | Sunny & 56 |
| Sun., Nov. 20 | at Washington Redskins (L) | 24 | 42 | 77,137 | Clear & 38 |
| Mon., Nov. 28 | at Philadelphia Eagles (W) | 27 | 13 | 69,596 | Cloudy & 47 |
| Sun., Dec. 4 | HOUSTON TEXANS (W) | 21 | 13 | 77,867 | L.Snow & 32 |
| Sun., Dec. 11 | SEATTLE SEAHAWKS (W) | 38 | 10 | 78,057 | Cloudy & 26 |
| Sun., Dec. 18 | at Chicago Bears (W) | 30 | 27 | 61,137 | Sunny & 11 |
| Sat., Dec. 24 | MINNESOTA VIKINGS (W) | 38 | 25 | 77,856 | Clear & 37 |
| Sun., Jan. 1 | at Detroit Lions (W) | 31 | 24 | 66,345 | (indoors) |

POSTSEASON GAMES

| Date | Opponent | GB | Opp | Attend | Weather |
|---------------|------------------------|----|-----|--------|------------|
| Sun., Jan. 8 | NEW YORK GIANTS (W) | 38 | 13 | 77,549 | Clear & 14 |
| Sun., Jan. 15 | at Dallas Cowboys (W) | 34 | 31 | 93,396 | (indoors) |
| Sun., Jan. 22 | at Atlanta Falcons (L) | 21 | 44 | 71,127 | (indoors) |

ATTENDANCE SUMMARY, 2016

Total Preseason Attendance:

288,683 (two home: 148,350; two away: 140,333)

Total Regular-Season Attendance:

1,169,018 (73,064 avg.)

Eight Home Games:

625,530 (78,191 avg.)

Eight Away Games:

543,488 (67,936 avg.)

Total Postseason Attendance:

242,072 (one home: 77,549; two away: 164,523)



2016 REGULAR-SEASON STATISTICS

| TEAM STATISTICS | GB | Opp |
|------------------------------------|----------------|----------------|
| TOTAL FIRST DOWNS | 349 | 329 |
| Rushing | 91 | 80 |
| Passing | 222 | 227 |
| Penalty | 36 | 22 |
| 3rd Down: Made/Att | 98/210 | 82/199 |
| 3rd Down Pct. | 46.7 | 41.2 |
| 4th Down: Made/Att | 7/17 | 12/18 |
| 4th Down Pct. | 41.2 | 66.7 |
| POSSESSION AVG. | 31:14 | 28:46 |
| TOTAL NET YARDS | 5900 | 5823 |
| Avg. Per Game | 368.8 | 363.9 |
| Total Plays | 1029 | 987 |
| Avg. Per Play | 5.7 | 5.9 |
| NET YARDS RUSHING | 1701 | 1515 |
| Avg. Per Game | 106.3 | 94.7 |
| Total Rushes | 374 | 376 |
| NET YARDS PASSING | 4199 | 4308 |
| Avg. Per Game | 262.4 | 269.3 |
| Sacked/Yards Lost | 35/246 | 40/295 |
| Gross Yards | 4445 | 4603 |
| Att./Completions | 620/403 | 571/370 |
| Completion Pct. | 65.0 | 64.8 |
| Had Intercepted | 8 | 17 |
| PUNTS/AVERAGE | 56/43.2 | 59/42.8 |
| Net Punting Avg. | 39.1 | 38.5 |
| PENALTIES/YARDS | 100/827 | 109/964 |
| FUMBLES/BALL LOST | 21/9 | 13/8 |
| TOUCHDOWNS | 51 | 45 |
| Rushing | 11 | 11 |
| Passing | 40 | 32 |
| Returns | 0 | 2 |

| SCORE BY PERIODS | 1 | 2 | 3 | 4 | OT | PTS |
|---------------------|----|-----|----|-----|----|-----|
| PACKERS | 93 | 145 | 59 | 135 | 0 | 432 |
| OPPONENTS | 82 | 122 | 62 | 122 | 0 | 388 |

| SCORING | TD | Ru | Pa | Rt | PAT | FG | S | PTS |
|------------------|-----------|-----------|-----------|----------|--------------|--------------|----------|------------|
| M.Crosby | 0 | 0 | 0 | 0 | 44/47 | 26/30 | 0 | 122 |
| J.Nelson | 14 | 0 | 14 | 0 | 0 | 0 | 0 | 84 |
| D.Adams | 12 | 0 | 12 | 0 | 0 | 0 | 0 | 74 |
| A.Rodgers | 4 | 4 | 0 | 0 | 0 | 0 | 0 | 26 |
| R.Cobb | 4 | 0 | 4 | 0 | 0 | 0 | 0 | 24 |
| T.Montgomery | 3 | 3 | 0 | 0 | 0 | 0 | 0 | 18 |
| A.Ripkowski | 3 | 2 | 1 | 0 | 0 | 0 | 0 | 18 |
| G.Allison | 2 | 0 | 2 | 0 | 0 | 0 | 0 | 12 |
| J.Janis | 2 | 1 | 1 | 0 | 0 | 0 | 0 | 12 |
| R.Rodgers | 2 | 0 | 2 | 0 | 0 | 0 | 0 | 12 |
| J.Starks | 2 | 0 | 2 | 0 | 0 | 0 | 0 | 12 |
| J.Cook | 1 | 0 | 1 | 0 | 0 | 0 | 0 | 6 |
| T.Davis | 1 | 0 | 1 | 0 | 0 | 0 | 0 | 6 |
| C.Michael | 1 | 1 | 0 | 0 | 0 | 0 | 0 | 6 |
| PACKERS | 51 | 11 | 40 | 0 | 44/47 | 26/30 | 0 | 432 |
| OPPONENTS | 45 | 11 | 32 | 2 | 37/40 | 27/29 | 0 | 388 |

2-Pt Conversions: D.Adams, A.Rodgers, Packers 2-4, Opponents 0-5

| FIELD GOALS | 1-19 | 20-29 | 30-39 | 40-49 | 50+ |
|----------------------------|------------|------------|--------------|------------|------------|
| M.Crosby | 1/1 | 6/6 | 13/15 | 5/6 | 1/2 |
| PACKERS | 1/1 | 6/6 | 13/15 | 5/6 | 1/2 |
| OPPONENTS | 0/0 | 9/9 | 6/7 | 7/8 | 5/5 |

Crosby: (25G, 20G) (1) (36G, 46G) (44G, 33G, 25G) (37G, 43G, 34G) (32G, 40G, 31B) (29G) (34G, 48N, 27G) (29G, 38G) (36G, 36N) (33G, 32G) (1) (51N, 38G) (34G, 18G, 32G) (48G) (53G)
Opponents: (26G, 39G, 50G) (46G) (42G, 43N, 50G) (47G, 41G, 30G) (44G, 22G, 32G) (39G) (36G, 40G) (28G) 51G, 23G) (37G) (48G, 50G) (1) (28G) (26G, 22G) (22G, 26G) (39N, 54G)

| RUSHING | No | Yds | Avg | Long | TD |
|----------------------------|------------|-------------|------------|------------|-----------|
| T.Montgomery | 77 | 457 | 5.9 | 61 | 3 |
| A.Rodgers | 67 | 369 | 5.5 | 23 | 4 |
| E.Lacy | 71 | 360 | 5.1 | 31 | 0 |
| A.Ripkowski | 34 | 150 | 4.4 | 15 | 2 |
| J.Starks | 63 | 145 | 2.3 | 11 | 0 |
| C.Michael | 31 | 114 | 3.7 | 42t | 1 |
| J.Janis | 2 | 38 | 19.0 | 19t | 1 |
| R.Cobb | 10 | 33 | 3.3 | 14 | 0 |
| D.Jackson | 10 | 32 | 3.2 | 7 | 0 |
| K.Davis | 5 | 5 | 1.0 | 4 | 0 |
| J.Kerridge | 1 | 0 | 0.0 | 0 | 0 |
| B.Hundley | 3 | -2 | -0.7 | 0 | 0 |
| PACKERS | 374 | 1701 | 4.5 | 61 | 11 |
| OPPONENTS | 376 | 1515 | 4.0 | 75t | 11 |

| RECEIVING | No | Yds | Avg | Long | TD |
|----------------------------|------------|-------------|-------------|------------|-----------|
| J.Nelson | 97 | 1257 | 13.0 | 60 | 14 |
| D.Adams | 75 | 997 | 13.3 | 66t | 12 |
| R.Cobb | 60 | 610 | 10.2 | 47 | 4 |
| T.Montgomery | 44 | 348 | 7.9 | 24 | 0 |
| J.Cook | 30 | 377 | 12.6 | 47 | 1 |
| R.Rodgers | 30 | 271 | 9.0 | 22 | 2 |
| J.Starks | 19 | 134 | 7.1 | 31t | 2 |
| G.Allison | 12 | 202 | 16.8 | 39 | 2 |
| J.Janis | 11 | 93 | 8.5 | 25 | 1 |
| A.Ripkowski | 9 | 46 | 5.1 | 9 | 1 |
| J.Perillo | 4 | 35 | 8.8 | 13 | 0 |
| E.Lacy | 4 | 28 | 7.0 | 17 | 0 |
| T.Davis | 3 | 24 | 8.0 | 9t | 1 |
| C.Michael | 2 | 11 | 5.5 | 10 | 0 |
| K.Davis | 2 | 4 | 2.0 | 10 | 0 |
| J.Abbrederis | 1 | 8 | 8.0 | 8 | 0 |
| PACKERS | 403 | 4445 | 11.0 | 66t | 40 |
| OPPONENTS | 370 | 4603 | 12.4 | 73t | 32 |

| INTERCEPTIONS | No | Yds | Avg | Long | TD |
|----------------------------|-----------|------------|-------------|-----------|----------|
| H.Clinton-Dix | 5 | 75 | 15.0 | 27 | 0 |
| D.Randall | 3 | 91 | 30.3 | 44 | 0 |
| M.Hyde | 3 | 11 | 3.7 | 11 | 0 |
| M.Burnett | 2 | 19 | 9.5 | 19 | 0 |
| J.Thomas | 1 | 9 | 9.0 | 9 | 0 |
| B.Martinez | 1 | 4 | 4.0 | 4 | 0 |
| N.Perry | 1 | 0 | 0.0 | 0 | 0 |
| Q.Rollins | 1 | 0 | 0.0 | 0 | 0 |
| PACKERS | 17 | 209 | 12.3 | 44 | 0 |
| OPPONENTS | 8 | 85 | 10.6 | 33 | 0 |

| PUNTING | No | Yds | Avg | Net | TB | In 20 | LG | Blk |
|----------------------------|-----------|-------------|-------------|-------------|----------|-----------|-----------|----------|
| J.Schum | 56 | 2420 | 43.2 | 39.1 | 4 | 19 | 65 | 0 |
| PACKERS | 56 | 2420 | 43.2 | 39.1 | 4 | 19 | 65 | 0 |
| OPPONENTS | 59 | 2525 | 42.8 | 38.5 | 1 | 24 | 67 | 0 |

| PUNT RETURNS | Ret | FC | Yds | Avg | Long | TD |
|----------------------------|-----------|-----------|------------|------------|-----------|----------|
| M.Hyde | 11 | 6 | 64 | 5.8 | 19 | 0 |
| T.Davis | 9 | 11 | 115 | 12.8 | 55 | 0 |
| R.Cobb | 4 | 4 | 54 | 13.5 | 23 | 0 |
| M.Evans | 1 | 0 | 0 | 0.0 | 0 | 0 |
| D.Randall | 1 | 0 | 2 | 2.0 | 2 | 0 |
| PACKERS | 26 | 21 | 235 | 9.0 | 55 | 0 |
| OPPONENTS | 16 | 18 | 151 | 9.4 | 20 | 0 |

| KICKOFF RETURNS | No | Yds | Avg | Long | TD |
|----------------------------|-----------|-------------|-------------|------------|----------|
| T.Montgomery | 18 | 366 | 20.3 | 40 | 0 |
| J.Janis | 6 | 119 | 19.8 | 28 | 0 |
| T.Davis | 3 | 64 | 21.3 | 26 | 0 |
| C.Michael | 3 | 64 | 21.3 | 30 | 0 |
| K.Davis | 1 | 18 | 18.0 | 18 | 0 |
| R.Rodgers | 1 | 0 | 0.0 | 0 | 0 |
| PACKERS | 32 | 631 | 19.7 | 40 | 0 |
| OPPONENTS | 41 | 1080 | 26.3 | 99t | 1 |

| PASSING | Att | Cmp | Yds | Cmp% | TD | Int | LG | Sck/Lst | Rtng |
|----------------------------|------------|------------|-------------|-------------|-----------|-----------|------------|---------------|--------------|
| A.Rodgers | 610 | 401 | 4428 | 65.7 | 40 | 7 | 66t | 35/246 | 104.2 |
| B.Hundley | 10 | 2 | 17 | 20.0 | 0 | 1 | 9 | 0/0 | 0.0 |
| PACKERS | 620 | 403 | 4445 | 65.0 | 40 | 8 | 66t | 35/246 | 102.3 |
| OPPONENTS | 571 | 370 | 4603 | 64.8 | 32 | 17 | 73t | 40/295 | 95.9 |

2016 REGULAR-SEASON DEFENSIVE STATISTICS

official 2016 regular-season totals, based on coaches' film review

| Player | Total Tackles | Solo | Asst | Sacks/ Yards | Int/ Yards | Fum Rec | For | Pass Def |
|----------------|---------------|------------|------------|-------------------|---------------|----------|----------|------------|
| M. Burnett | 92 | 78 | 14 | 3.0/26.0 | 2/19 | 1 | 0 | 13 |
| J. Ryan | 84 | 58 | 26 | 0.0/0.0 | 0/0 | 0 | 0 | 3 |
| H. Clinton-Dix | 83 | 71 | 12 | 0.5/3.0 | 5/75 | 0 | 1 | 9 |
| J. Thomas | 77 | 62 | 15 | 0.0/0.0 | 1/9 | 1 | 0 | 8 |
| B. Martinez | 62 | 46 | 16 | 1.0/5.0 | 1/4 | 0 | 0 | 5 |
| M. Hyde | 61 | 47 | 14 | 1.0/6.0 | 3/11 | 0 | 0 | 10 |
| N. Perry | 60 | 43 | 17 | 11.0/76.5 | 1/0 | 0 | 0 | 4 |
| L. Gunter | 58 | 49 | 9 | 0.0/0.0 | 0/0 | 0 | 2 | 15 |
| L. Guion | 50 | 25 | 25 | 0.0/0.0 | 0/0 | 0 | 0 | 1 |
| M. Daniels | 44 | 29 | 15 | 4.0/41.0 | 0/0 | 1 | 0 | 1 |
| Q. Rollins | 41 | 35 | 6 | 0.0/0.0 | 1/0 | 0 | 0 | 11 |
| D. Randall | 37 | 32 | 5 | 0.0/0.0 | 3/91 | 0 | 0 | 9 |
| K. Clark | 33 | 14 | 19 | 0.0/0.0 | 0/0 | 2 | 0 | 2 |
| J. Peppers | 30 | 22 | 8 | 7.5/47.5 | 0/0 | 1 | 2 | 3 |
| D. Jones | 30 | 20 | 10 | 1.0/3.0 | 0/0 | 0 | 0 | 2 |
| C. Matthews | 24 | 19 | 5 | 5.0/35.0 | 0/0 | 0 | 1 | 3 |
| K. Brice | 15 | 15 | 0 | 0.0/0.0 | 0/0 | 1 | 0 | 1 |
| D. Goodson | 14 | 11 | 3 | 0.0/0.0 | 0/0 | 0 | 0 | 2 |
| D. Lowry | 14 | 8 | 6 | 2.0/19.0 | 0/0 | 0 | 0 | 1 |
| J. Elliott | 13 | 10 | 3 | 1.0/8.0 | 0/0 | 0 | 0 | 0 |
| K. Fackrell | 9 | 9 | 0 | 2.0/15.0 | 0/0 | 0 | 1 | 1 |
| M. Pennel | 8 | 2 | 6 | 0.0/0.0 | 0/0 | 0 | 0 | 1 |
| C. Ringo | 7 | 3 | 4 | 0.0/0.0 | 0/0 | 0 | 1 | 0 |
| S. Shields | 5 | 4 | 1 | 0.0/0.0 | 0/0 | 0 | 0 | 0 |
| C. Bradford | 2 | 1 | 1 | 0.0/0.0 | 0/0 | 0 | 0 | 0 |
| J. Hawkins | 0 | 0 | 0 | 0.0/0.0 | 0/0 | 0 | 0 | 1 |
| TEAM | 0 | 0 | 0 | 1.0/10.0 | 0/0 | 0 | 0 | 0 |
| Totals | 953 | 713 | 240 | 40.0/295.0 | 17/209 | 7 | 8 | 106 |



Miscellaneous Tackles (15):

D. Adams 2, B. Bulaga 2, R. Rodgers 2, J. Tretter 2, R. Cobb 1, J. Cook 1, T. Montgomery 1, K. Murphy 1, J. Perillo 1, J. Spriggs 1, L. Taylor 1

SPECIAL TEAMS

| Player | IT | FR | FF |
|----------------|-----------|----------|----------|
| J. Elliott | 13 | 0 | 0 |
| M. Evans | 9 | 0 | 0 |
| K. Fackrell | 9 | 0 | 0 |
| K. Brice | 8 | 0 | 0 |
| M. Hyde | 6 | 0 | 0 |
| B. Martinez | 6 | 0 | 0 |
| J. Janis | 5 | 0 | 0 |
| J. Hawkins | 4 | 0 | 0 |
| M. Burnett | 3 | 0 | 0 |
| H. Clinton-Dix | 3 | 0 | 0 |
| A. Ripkowski | 3 | 0 | 0 |
| C. Banjo | 2 | 0 | 0 |
| J. Kerridge | 2 | 0 | 0 |
| D. Randall | 2 | 0 | 0 |
| J. Thomas | 2 | 0 | 0 |
| C. Bradford | 1 | 0 | 0 |
| M. Crosby | 1 | 0 | 0 |
| T. Montgomery | 1 | 0 | 0 |
| J. Ryan | 1 | 0 | 0 |
| J. Tripp | 1 | 0 | 0 |
| Totals | 82 | 0 | 0 |

PACKERS IN WEEKLY TEAM RANKINGS, 2016

| After Week | Opponent | NFL Offense | | | NFL Defense | | |
|------------------------|-----------|-------------|------------|-----------|-------------|-----------|------|
| | | Total | Rush | Pass | Total | Rush | Pass |
| 1 | at Jax | 27 | 16 | 23 | 18 | 1 | 24 |
| 2 | at Min | 29 | 19 | 31 | 11 | 1 | 19 |
| 3 | DET | 28 | 17 | 29 | 13 | 1 | 28 |
| 4 | (bye) | 29 | 16 | 29 | 13 | 1 | 29 |
| 5 | NYG | 25 | 12 | 27 | 9 | 1 | 24 |
| 6 | DAL | 26 | 16 | 25 | 10 | 3 | 21 |
| 7 | CHI | 21 | 19 | 20 | 7 | 1 | 15 |
| 8 | at Atl | 20 | 19 | 22 | 7 | 2 | 16 |
| 9 | IND | 16 | 19 | 19 | 7 | 1 | 17 |
| 10 | at Ten | 15 | 19 | 14 | 10 | 4 | 16 |
| 11 | at Was. | 13 | 19 | 10 | 18 | 6 | 23 |
| 12 | at Phi | 11 | 22 | 7 | 13 | 7 | 21 |
| 13 | HOU | 13 | 24 | 10 | 13 | 9 | 17 |
| 14 | SEA | 12 | 22 | 10 | 13 | 9 | 19 |
| 15 | at Chi | 10 | 15 | 10 | 19 | 10 | 24 |
| 16 | MIN. | 10 | 20 | 8 | 20 | 9 | 29 |
| 17 | at Det | 8 | 20 | 7 | 22 | 8 | 31 |
| Packers in 2015 | 23 | 12 | 25t | 15 | 21 | 6 | |
| Packers in 2014 | 6 | 11 | 8 | 15 | 23 | 10 | |
| Packers in 2013 | 3 | 7 | 6 | 25 | 25 | 24 | |
| Packers in 2012 | 13 | 20 | 9 | 11 | 17 | 11 | |
| Packers in 2011 | 3 | 27 | 3 | 32 | 14 | 32 | |
| Packers in 2010 | 9 | 24 | 5 | 5 | 18 | 5 | |
| Packers in 2009 | 6 | 14 | 7 | 2 | 1 | 5 | |
| Packers in 2008 | 8 | 17 | 8 | 20 | 26 | 12 | |
| Packers in 2007 | 2 | 21 | 2 | 11 | 14 | 12 | |
| Packers in 2006 | 9 | 23 | 8 | 12 | 13 | 17 | |
| Packers in 2005 | 18 | 30 | 7 | 7 | 23 | 1 | |
| Packers in 2004 | 3 | 10 | 3 | 25 | 14 | 25 | |
| Packers in 2003 | 4 | 3 | 16 | 17 | 10 | 23 | |
| Packers in 2002 | 12 | 12 | 10 | 12 | 21 | 3 | |
| Packers in 2001 | 6 | 21 | 3 | 12 | 16 | 15 | |
| Packers in 2000 | 15 | 23 | 8 | 15 | 8 | 19 | |
| Packers in 1999 | 9 | 21 | 7 | 19 | 22 | 18 | |
| Packers in 1998 | 5 | 25 | 3 | 4 | 4 | 10 | |
| Packers in 1997 | 4 | 12 | 3 | 7 | 20 | 8 | |
| Packers in 1996 | 5 | 11 | 5 | 1 | 4 | 1 | |

2016 REVIEW
 COMMUNITY
 ADMIN. & COACHES
 VETERANS
 DRAFT & FREE AGENTS
 2016 REVIEW
 RECORDS & HISTORY
 LAMBEAU FIELD
 MISC.

2016 GAME-BY-GAME STATISTICS - TEAM

OFFENSE

| Date/Opp | 1 | 2 | 3 | 4 | OT | Total | First Downs | Third Downs | Fourth Downs | Pl | Yds | Avg | Net Rushing | Net Passing | Att-Cmp-Int | Yds TD | QB Sacks | Punts | Punts | Fumbles | 2-Pt | | | | | | |
|-------------------|-----------|------------|-----------|------------|----------|------------|-------------|-------------|--------------|---------------|-------------|-------------|-------------|-------------|-------------|-------------|-----------|-------------------|-------------|-----------|-----------|----------------|-------------|----------------|-------------|------------|------------|
| | at | at | at | at | at | | Tot. Ru. | Pa. | Pn. | | | | Att | Yds | TD | Yds | TD | No/Avg | Net/Avg | No/Yds | No-Lost | Conv | | | | | |
| 9/11 | at Jax | 7 | 14 | 3 | 0 | 18 | 6 | 10 | 2 | 64 | 294 | 4.9 | 25 | 35 | 1 | 199 | 2 | 4/46.0 | 42.5 | 5/22 | 1-0 | 0-0 | | | | | |
| 9/18 | at Min | 7 | 0 | 3 | 7 | 0 | 20 | 5 | 10 | 64 | 263 | 4.1 | 23 | 83 | 1 | 36-20-1 | 180 | 1 | 5/38.6 | 38.6 | 6/72 | 4-2 | 0-0 | | | | |
| 9/25 | Det | 14 | 17 | 3 | 0 | 17 | 6 | 9 | 2 | 50 | 324 | 6.5 | 24 | 123 | 0 | 24-15-0 | 201 | 4 | 2/41.5 | 38.5 | 4/45 | 0-0 | 0-0 | | | | |
| 10/9 | NYG | 7 | 10 | 0 | 6 | 0 | 23 | 9 | 13 | 77 | 406 | 5.3 | 32 | 147 | 0 | 45-23-2 | 239 | 2 | 4/36.5 | 35.0 | 6/57 | 1-0 | 0-0 | | | | |
| 10/16 | Dal | 3 | 3 | 0 | 10 | 0 | 24 | 4 | 17 | 67 | 372 | 5.6 | 24 | 78 | 0 | 42-31-1 | 294 | 1 | 1/47.0 | 47.0 | 5/23 | 5-3 | 0-0 | | | | |
| 10/20 | Chi | 3 | 7 | 13 | 0 | 32 | 5 | 21 | 6 | 81 | 406 | 5.0 | 23 | 103 | 0 | 56-39-0 | 303 | 3 | 2/46.0 | 46.0 | 9/56 | 2-1 | 0-0 | | | | |
| 10/30 | at Atl | 7 | 17 | 0 | 8 | 0 | 24 | 16 | 3 | 60 | 331 | 5.5 | 19 | 108 | 0 | 38-28-0 | 223 | 4 | 3/65.3 | 38.3 | 6/68 | 1-0 | 1-1 | | | | |
| 11/6 | at Ind | 10 | 2 | 3 | 13 | 0 | 25 | 4 | 17 | 65 | 405 | 6.2 | 19 | 116 | 0 | 43-26-1 | 289 | 3 | 4/48.3 | 47.5 | 4/25 | 0-0 | 1-1 | | | | |
| 11/13 | at Ten | 0 | 16 | 9 | 0 | 21 | 4 | 7 | 2 | 73 | 402 | 5.5 | 13 | 69 | 1 | 55-32-2 | 333 | 2 | 5/50.5 | 39.8 | 12/107 | 0-1 | 1-2 | | | | |
| 11/20 | at Was | 0 | 10 | 0 | 14 | 0 | 19 | 2 | 15 | 65 | 424 | 6.5 | 19 | 84 | 0 | 44-27-1 | 340 | 3 | 3/46.0 | 43.3 | 6/59 | 3-1 | 0-0 | | | | |
| 11/28 | at Phi | 7 | 3 | 10 | 0 | 25 | 7 | 15 | 3 | 67 | 387 | 5.8 | 28 | 74 | 1 | 39-30-0 | 313 | 2 | 1/43.0 | 43.0 | 7/51 | 0-0 | 0-0 | | | | |
| 12/4 | Hou | 0 | 7 | 0 | 14 | 0 | 16 | 7 | 9 | 57 | 309 | 5.4 | 26 | 109 | 1 | 30-20-0 | 200 | 2 | 1/43.0 | 35.8 | 4/30 | 1-1 | 0-0 | | | | |
| 12/11 | at Sea | 7 | 14 | 7 | 10 | 0 | 18 | 5 | 10 | 56 | 330 | 5.9 | 30 | 93 | 2 | 25-18-0 | 237 | 3 | 1/43.5 | 38.5 | 5/50 | 0-0 | 0-0 | | | | |
| 12/18 | at Chi | 7 | 3 | 17 | 3 | 0 | 20 | 9 | 2 | 58 | 451 | 7.8 | 33 | 226 | 3 | 31-19-0 | 225 | 0 | 4/42.0 | 37.8 | 8/64 | 0-0 | 0-0 | | | | |
| 12/24 | at Min | 14 | 14 | 0 | 10 | 0 | 18 | 1 | 18 | 58 | 348 | 6.0 | 15 | 40 | 1 | 39-28-0 | 308 | 4 | 6/43.2 | 36.5 | 3/21 | 1-0 | 0-0 | | | | |
| 1/1 | at Det | 0 | 10 | 7 | 14 | 0 | 28 | 9 | 17 | 448 | 6.3 | 31 | 153 | 0 | 39-27-0 | 295 | 4 | 1/57.2 | 37.2 | 10/75 | 0-0 | 1-1 | | | | | |
| SEASON | 93 | 145 | 59 | 135 | 0 | 349 | 80 | 227 | 36 | 98-210 | 7-17 | 1029 | 5900 | 5.7 | 374 | 1701 | 11 | 620-403-18 | 4199 | 40 | 35 | 56/432 | 39.1 | 100/827 | 21-9 | 2-4 | 176 |
| 1/8 | NYG | 0 | 14 | 10 | 14 | 0 | 23 | 5 | 17 | 5-14 | 1-2 | 70 | 406 | 5.8 | 25 | 75 | 1 | 40-25-0 | 331 | 4 | 5 | 2/20 | 0-0 | 0-0 | 0-0 | 14 | |
| 1/15 | at Dal | 7 | 14 | 7 | 6 | 0 | 27 | 6 | 18 | 63 | 413 | 6.6 | 17 | 87 | 2 | 43-28-1 | 326 | 2 | 3/54.7 | 45.3 | 3/22 | 0-0 | 0-0 | 0-0 | 10 | | |
| 1/22 | at Atl | 0 | 0 | 15 | 6 | 0 | 24 | 5 | 18 | 1 | 64 | 367 | 5.7 | 17 | 99 | 0 | 45-27-1 | 268 | 3 | 2/54.0 | 47.0 | 6/63 | 1-1 | 1-2 | 9 | | |
| POSTSEASON | 7 | 28 | 32 | 26 | 0 | 74 | 16 | 53 | 5 | 15-35 | 3-4 | 197 | 1186 | 6.0 | 59 | 261 | 3 | 128-80-2 | 925 | 9 | 10 | 11/47.6 | 43.5 | 11/106 | 1-1 | 1-2 | 33 |

DEFENSE

| Date/Opp | 1 | 2 | 3 | 4 | OT | Total | First Downs | Third Downs | Fourth Downs | Pl | Yds | Avg | Net Rushing | Net Passing | Att-Cmp-Int | Yds TD | QB Sacks | Punts | Punts | Fumbles | 2-Pt | | | | |
|-------------------|-----------|------------|-----------|------------|----------|------------|-------------|-------------|--------------|------------|-------------|------------|-------------|-------------|-------------|-------------------|-------------|-----------|----------------|----------------|----------------|---------------|------------|------------|----------|
| | at | at | at | at | at | | Tot. Ru. | Pa. | Pn. | | | | Att | Yds | TD | Yds | TD | No/Avg | Net/Avg | No/Yds | No-Lost | Conv | | | |
| 9/11 | at Jax | 7 | 10 | 3 | 0 | 20 | 4 | 14 | 2 | 68 | 348 | 5.1 | 26 | 48 | 1 | 39-24-1 | 300 | 1 | 2/62.5 | 62.5 | 9/79 | 1-0 | 0-0 | | |
| 9/18 | at Min | 0 | 10 | 7 | 0 | 15 | 2 | 11 | 2 | 57 | 284 | 5.0 | 22 | 30 | 0 | 31-22-0 | 234 | 2 | 7/39.0 | 38.7 | 13/137 | 2-1 | 0-0 | | |
| 9/25 | Det | 3 | 7 | 7 | 10 | 0 | 22 | 4 | 17 | 67 | 418 | 6.2 | 23 | 50 | 0 | 41-28-1 | 368 | 3 | 2/47.0 | 47.0 | 4/86 | 0-0 | 0-0 | | |
| 10/9 | NYG | 0 | 6 | 3 | 7 | 0 | 14 | 2 | 12 | 54 | 219 | 4.1 | 15 | 43 | 0 | 35-18-0 | 173 | 1 | 6/39.2 | 38.7 | 6/51 | 1-1 | 0-0 | | |
| 10/16 | Dal | 7 | 10 | 3 | 10 | 0 | 24 | 7 | 3 | 62 | 424 | 6.8 | 33 | 191 | 0 | 27-18-1 | 233 | 4 | 2/41.5 | 29.0 | 7/60 | 2-1 | 0-0 | | |
| 10/20 | Chi | 0 | 3 | 7 | 0 | 10 | 3 | 3 | 9 | 45 | 189 | 4.2 | 18 | 69 | 0 | 26-10-2 | 120 | 0 | 1/54.5 | 43.8 | 10/108 | 0-0 | 0-0 | | |
| 10/30 | at Atl | 10 | 9 | 7 | 7 | 0 | 25 | 6 | 16 | 56 | 367 | 6.6 | 19 | 90 | 1 | 35-28-0 | 277 | 3 | 2/50.5 | 20.5 | 7/46 | 0-0 | 1-1 | | |
| 11/6 | at Ind | 14 | 10 | 0 | 7 | 0 | 22 | 7 | 14 | 66 | 355 | 5.4 | 28 | 85 | 2 | 36-23-2 | 270 | 1 | 4/55.5 | 48.5 | 4/35 | 1-0 | 0-0 | | |
| 11/13 | at Ten | 21 | 14 | 6 | 0 | 19 | 3 | 13 | 3 | 59 | 446 | 7.6 | 31 | 154 | 1 | 27-20-0 | 292 | 5 | 1/41.5 | 38.0 | 7/65 | 0-0 | 0-1 | | |
| 11/20 | at Was | 7 | 6 | 9 | 20 | 0 | 32 | 5 | 14 | 62 | 515 | 8.3 | 30 | 151 | 3 | 30-21-0 | 364 | 3 | 3/88.0 | 34.7 | 6/40 | 0-0 | 0-2 | | |
| 11/28 | at Phi | 7 | 3 | 3 | 0 | 20 | 7 | 12 | 1 | 58 | 292 | 5.0 | 18 | 81 | 1 | 36-24-1 | 254 | 0 | 2/35.5 | 35.2 | 3/42 | 1-0 | 0-0 | | |
| 12/4 | Hou | 0 | 7 | 6 | 0 | 17 | 8 | 9 | 0 | 64 | 307 | 4.8 | 27 | 123 | 0 | 35-22-0 | 184 | 2 | 2/54.1 | 30.5 | 7/12 | 1-1 | 0-0 | | |
| 12/11 | Sea | 3 | 0 | 0 | 7 | 0 | 22 | 7 | 14 | 61 | 354 | 5.2 | 16 | 136 | 0 | 39-32-3 | 218 | 1 | 3/43.0 | 34.0 | 6/40 | 1-1 | 0-0 | | |
| 12/18 | at Chi | 0 | 10 | 0 | 17 | 0 | 29 | 5 | 21 | 68 | 449 | 7.1 | 19 | 95 | 1 | 43-30-3 | 362 | 2 | 2/44.0 | 43.0 | 6/40 | 1-1 | 0-0 | | |
| 12/24 | at Min | 3 | 10 | 0 | 12 | 0 | 22 | 4 | 18 | 74 | 446 | 6.0 | 20 | 93 | 0 | 50-34-0 | 353 | 3 | 4/57.2 | 29.2 | 8/70 | 2-2 | 0-0 | | |
| 1/1 | at Det | 0 | 14 | 0 | 10 | 0 | 24 | 5 | 19 | 64 | 408 | 6.4 | 21 | 76 | 1 | 41-26-1 | 332 | 2 | 2/50.0 | 45.0 | 5/30 | 0-0 | 0-0 | | |
| SEASON | 82 | 122 | 62 | 122 | 0 | 329 | 80 | 227 | 22 | 987 | 5823 | 5.9 | 376 | 1515 | 11 | 571-370-17 | 4308 | 32 | 59/42.8 | 38.5 | 109/964 | 13-8 | 0-5 | 172 | |
| 1/8 | NYG | 3 | 3 | 7 | 0 | 15 | 3 | 12 | 0 | 63 | 365 | 5.8 | 17 | 70 | 0 | 44-23-1 | 295 | 1 | 2/89.0 | 32.8 | 3/42 | 1-1 | 0-0 | | |
| 1/15 | at Dal | 3 | 10 | 0 | 18 | 0 | 25 | 7 | 16 | 64 | 429 | 6.7 | 24 | 138 | 0 | 38-24-0 | 291 | 3 | 2/47.5 | 47.5 | 6/50 | 0-0 | 1-1 | | |
| 1/22 | at Atl | 10 | 14 | 13 | 7 | 0 | 30 | 6 | 22 | 68 | 493 | 7.3 | 30 | 101 | 2 | 38-27-0 | 392 | 4 | 2/38.5 | 38.5 | 4/31 | 2-0 | 0-0 | | |
| POSTSEASON | 16 | 27 | 20 | 25 | 0 | 70 | 16 | 50 | 2 | 195 | 1287 | 6.6 | 71 | 309 | 2 | 120-74-2 | 978 | 8 | 4 | 12/40.3 | 36.2 | 13/123 | 3-1 | 0-0 | 9 |

2016 PLAYER PARTICIPATION

| NFL WEEK | 1 | 2 | 3 | 5 | 6 | 7 | 8 | 9 | 10 | 11 | 12 | 13 | 14 | 15 | 16 | 17 | GP/PS |
|--------------------|-------------|-------------|-------------|-------------|-------------|-------------|-------------|-------------|-------------|-------------|-------------|-------------|-------------|-------------|-------------|-------------|-----------|
| Player | at JAX | MIN | DET | NYG | DAL | CHI | at ATL | IND | at TEN | at WAS | at PHI | HOU | SEA | at CHI | MIN | at DET | DNP/INA |
| Abdereris, Jared | SUB | SUB | SUB | SUB | SUB | INA | - | - | - | - | - | - | - | - | - | - | 5/0/1 |
| Adams, Davante | 3WR | 3WR | SUB | 3WR | 3WR | 3WR | WR | WR | 3WR | 3WR | 3WR | WR | WR | WR | WR | 3WR | 16/15/0/0 |
| Allison, Geromino | PS | PS | PS | PS | PS | PS | PS | PS | PS | PS | PS | PS | PS | PS | PS | PS | 10/2/0/0 |
| Bakhtiar, David | LT | LT | LT | LT | LT | LT | LT | LT | LT | LT | LT | LT | LT | LT | LT | LT | 16/16/0/0 |
| Banio, Chris | INA | INA | SUB | SUB | INA | INA | IR | IR | - | - | - | - | - | - | - | - | 2/0/0/4 |
| Barclay, Don | SUB | SUB | SUB | SUB | SUB | SUB | SUB | SUB | SUB | LG | SUB | SUB | SUB | SUB | SUB | SUB | 16/17/0/0 |
| Bradford, Carl | PS | PS | PS | PS | PS | PS | PS | PS | PS | PS | SUB | SUB | SUB | SUB | SUB | SUB | 4/0/0/0 |
| Brice, Kentrell | SUB | SUB | SUB | SUB | SUB | SUB | SUB | SUB | SUB | SUB | SUB | SUB | SUB | SUB | SUB | SS | 16/1/0/0 |
| Bulaga, Bryan | RT | RT | RT | RT | RT | RT | RT | RT | RT | RT | RT | RT | RT | RT | RT | RT | 16/16/0/0 |
| Burks, Brandon | - | - | - | - | - | - | - | - | - | - | - | - | - | - | - | - | 0/0/0/0 |
| Burnett, Morgan | SS | SS | INA | SS | SS | SS | SS | SS | SS | SS | SS | SS | SS | SS | SS | SS | 15/15/0/1 |
| Cajuste, Devon | PS | PS | PS | PS | PS | PS | PS | PS | PS | PS | PS | PS | PS | PS | PS | PS | 0/0/0/0 |
| Callahan, Joe | INA | INA | INA | INA | INA | - | - | - | - | - | - | PS | PS | DNP | INA | INA | 0/0/1/6 |
| Clark, Kenny | SUB | SUB | NT | SUB | DE | SUB | SUB | SUB | SUB | SUB | SUB | SUB | SUB | SUB | SUB | SUB | 16/2/0/0 |
| Clinton-Dix, Ha Ha | FS | FS | FS | FS | FS | FS | FS | FS | FS | FS | FS | FS | FS | FS | FS | FS | 16/16/0/0 |
| Cobb, Randall | WR | WR | WR | WR | WR | WR | INA | INA | WR | WR | WR | WR | SUB | SUB | INA | INA | 13/10/0/3 |
| Cook, Jared | TE | TE | WR | INA | INA | INA | INA | INA | INA | TE | TE | TE | TE | SUB | SUB | SUB | 10/5/0/6 |
| Crockett, John | IR | IR | IR | IR | IR | IR | IR | IR | IR | IR | IR | IR | IR | IR | IR | IR | 0/0/0/0 |
| Crosby, Mason | SUB | SUB | SUB | SUB | SUB | SUB | SUB | SUB | SUB | SUB | SUB | SUB | SUB | SUB | SUB | SUB | 16/0/0/0 |
| Daniel, Robertson | - | - | PS | - | - | - | - | - | - | - | - | - | - | - | - | - | 0/0/0/0 |
| Daniels, Mike | DT | DT | DT | DT | DT | DT | DT | DT | DT | DT | DT | DT | DT | DT | DT | DT | 16/16/0/0 |
| Davis, Knile | - | - | - | - | - | SUB | SUB | SUB | SUB | SUB | SUB | SUB | INA | INA | INA | DNP | 2/0/0/0 |
| Davis, Trevor | INA | SUB | SUB | SUB | SUB | SUB | SUB | SUB | SUB | SUB | SUB | INA | INA | INA | INA | DNP | 11/0/1/4 |
| Dorleant, Makinton | IR | IR | IR | IR | IR | IR | IR | IR | IR | IR | IR | IR | INA | SUB | SUB | SUB | 4/0/0/1 |
| Elliott, Jayrone | INA | INA | SUB | SUB | SUB | SUB | SUB | SUB | INA | SUB | SUB | SUB | SUB | SUB | INA | INA | 11/0/0/5 |
| Evans, Marwin | SUB | SUB | SUB | SUB | SUB | SUB | SUB | SUB | SUB | SUB | SUB | SUB | SUB | SUB | SUB | SUB | 16/0/0/0 |
| Fackrell, Kyler | SUB | SUB | SUB | SUB | SUB | SUB | SUB | SUB | SUB | SUB | INA | INA | INA | SUB | SUB | SUB | 13/0/0/3 |
| Flores, Jacob | - | - | - | - | - | - | PS | PS | PS | PS | PS | PS | PS | PS | PS | PS | 0/0/0/0 |
| Gilbert, Reggie | PS | PS | PS | PS | PS | PS | PS | PS | PS | PS | PS | PS | PS | PS | PS | PS | 0/0/0/0 |
| Goode, Brett | SUB | SUB | SUB | SUB | SUB | SUB | SUB | SUB | SUB | SUB | SUB | SUB | SUB | SUB | SUB | SUB | 16/0/0/0 |
| Goodley, Antwan | - | - | - | - | - | - | - | - | - | - | - | - | - | - | - | - | 0/0/0/0 |
| Goodson, Demetri | SUS | SUS | SUS | SUS | SUB | LCB | LCB | SUB | SUB | LCB | INA | - | IR | IR | IR | IR | 6/3/0/1 |
| Guion, Letroy | NT | NT | INA | NT | NT | NT | NT | NT | NT | NT | NT | NT | NT | NT | NT | NT | 15/15/0/1 |
| Gunter, LaDarius | INA | RCB | RCB | RCB | RCB | RCB | RCB | RCB | RCB | RCB | RCB | RCB | RCB | RCB | RCB | RCB | 16/15/0/0 |
| Hawkins, Josh | INA | INA | SUB | SUB | SUB | SUB | SUB | SUB | SUB | SUB | SUB | SUB | SUB | INA | INA | INA | 11/0/0/5 |
| Hendrix, Brett | DNP | DNP | DNP | DNP | DNP | DNP | DNP | DNP | DNP | DNP | DNP | DNP | DNP | DNP | DNP | DNP | 4/0/1/20 |
| Hyde, Micah | SUB | SUB | SS | 3CB | 3S | 3CB | RCB | 3CB | 3CB | 3CB | 3CB | 3CB | 3S | SUB | 3CB | 3CB | 16/11/0/0 |
| Jackson, Don | PS | PS | PS | PS | PS | PS | PS | PS | PS | PS | INA | IR | IR | IR | IR | IR | 3/1/0/1 |
| Janis, Jeff | SUB | SUB | SUB | SUB | SUB | SUB | SUB | 3WR | SUB | SUB | SUB | SUB | SUB | SUB | SUB | SUB | 16/10/0/0 |
| Jones, Datone | SUB | SUB | INA | SUB | SUB | SUB | SUB | SUB | DE | SUB | SUB | SUB | LOLB | LOLB | LOLB | LOLB | 15/4/0/1 |
| Kerridge, Joe | - | - | - | PS | PS | PS | PS | PS | SUB | SUB | SUB | SUB | SUB | SUB | SUB | SUB | 8/0/0/0 |
| Kuder, Tyler | IR | IR | IR | IR | IR | IR | IR | IR | IR | IR | IR | IR | IR | IR | IR | IR | 0/0/0/0 |
| Lacy, Eddie | RB | RB | RB | RB | RB | RB | RB | RB | RB | RB | RB | RB | RB | RB | RB | RB | 5/5/0/0 |
| Lang, T.J. | RG | RG | RG | RG | RG | RG | RG | RG | RG | INA | INA | INA | RG | RG | RG | RG | 13/13/0/3 |
| Linsley, Corey | PUP | PUP | PUP | PUP | PUP | PUP | PUP | PUP | C | C | C | C | C | C | C | C | 9/9/0/0 |
| Lowry, Dean | SUB | SUB | SUB | SUB | SUB | SUB | SUB | SUB | SUB | SUB | DNP | SUB | SUB | SUB | SUB | SUB | 15/0/7/0 |
| Martinez, Blake | ILB | ILB | ILB | ILB | ILB | ILB | ILB | ILB | ILB | ILB | INA | INA | INA | SUB | SUB | SUB | 13/9/0/3 |
| Mathews, Derrick | - | - | - | - | - | - | - | - | - | - | PS | PS | PS | PS | PS | PS | 0/0/0/0 |
| Mathews, Clay | LOLB | ROLB | INA | ROLB | ROLB | ROLB | INA | INA | INA | ROLB | ILB | ILB | SUB | SUB | SUB | ROLB | 12/9/0/4 |
| McCaffrey, Max | - | - | - | - | - | - | - | - | - | - | - | - | - | - | - | PS | 0/0/0/0 |
| Michael, Christine | - | - | - | - | - | - | - | - | - | INA | SUB | SUB | SUB | SUB | SUB | SUB | 6/0/0/1 |
| Montgomery, Ty | SUB | SUB | SUB | SUB | SUB | RB | INA | RB | SUB | SUB | SUB | SUB | RB | RB | RB | RB | 15/6/0/1 |
| Muir, Blake | PS | PS | PS | PS | PS | PS | PS | PS | PS | PS | PS | PS | PS | PS | PS | PS | 0/0/0/0 |
| Murphy, Kyle | INA | INA | INA | INA | INA | INA | DNP | INA | INA | SUB | SUB | SUB | INA | INA | INA | INA | 3/0/1/12 |
| Nelson, Jordy | WR | WR | WR | WR | WR | WR | WR | WR | WR | WR | WR | WR | WR | WR | WR | WR | 16/16/0/0 |
| Patrick, Lucas | PS | PS | PS | PS | PS | PS | PS | PS | PS | PS | PS | PS | PS | PS | PS | PS | 0/0/0/0 |
| Pennel, Mike | SUS | SUS | SUS | SUS | SUB | SUB | SUB | SUB | SUB | SUB | SUB | SUB | SUS | SUS | SUS | SUS | 8/0/0/0 |
| Peppers, Julius | SUB | SUB | LOLB | SUB | LOLB | SUB | LOLB | ROLB | ROLB | ROLB | ROLB | ROLB | ROLB | ROLB | ROLB | ROLB | 11/11/0/0 |
| Perrillo, Justin | SUB | SUB | SUB | SUB | SUB | SUB | ZTE | SUB | SUB | SUB | LOLB | LOLB | ROLB | ROLB | ROLB | LOLB | 9/1/0/0 |
| Perry, Nick | ROLB | LOLB | ROLB | LOLB | ROLB | LOLB | ROLB | LOLB | LOLB | LOLB | ROLB | ROLB | INA | INA | SUB | SUB | 14/12/0/2 |
| Pressley, Jhurrell | INA | - | - | - | - | - | - | - | - | - | - | - | - | - | - | - | 0/0/0/1 |
| Price, Brian | PS | - | SUB | INA | - | PS | PS | PS | PS | PS | PS | PS | PS | PS | PS | PS | 1/0/0/1 |
| Randall, Damarion | LCB | LCB | LCB | INA | LCB | INA | INA | INA | INA | INA | LCB | LCB | LCB | LCB | LCB | LCB | 10/9/0/6 |
| Ringo, Christian | SUB | SUB | SUB | INA | INA | SUB | SUB | INA | INA | INA | INA | SUB | SUB | SUB | SUB | DNP | 8/0/1/7 |
| Ripkowski, Aaron | SUB | SUB | FB | SUB | FB | SUB | SUB | FB | SUB | INA | FB | FB | FB | FB | FB | FB | 16/8/0/0 |
| Rodgers, Aaron | QB | QB | QB | QB | QB | QB | QB | QB | QB | QB | QB | QB | QB | QB | QB | QB | 16/16/0/0 |
| Rodgers, Richard | SUB | SUB | TE | TE | TE | TE | TE | TE | TE | TE | SUB | SUB | SUB | TE | SUB | SUB | 16/6/0/0 |
| Rollins, Quinten | 3CB | 3CB | 3CB | LCB | INA | INA | INA | LCB | LCB | SUB | 3CB | 3CB | 3CB | 3CB | LCB | LCB | 13/10/0/3 |
| Ryan, Jake | ILB | ILB | ILB | ILB | SUB | ILB | ILB | ILB | ILB | SUB | INA | ILB | ILB | ILB | ILB | ILB | 14/10/0/2 |
| Sandland, Beau | - | - | - | - | - | - | - | - | - | PS | PS | PS | PS | PS | PS | PS | 0/0/0/0 |
| Schum, Jacob | SUB | SUB | SUB | SUB | SUB | SUB | SUB | SUB | SUB | SUB | SUB | SUB | SUB | SUB | SUB | SUB | 16/0/0/0 |
| Shields, Sam | RCB | INA | INA | INA | IR | IR | IR | IR | IR | IR | IR | IR | IR | IR | IR | IR | 1/1/0/4 |
| Spriggs, Jason | SUB | SUB | SUB | SUB | SUB | SUB | SUB | SUB | SUB | SUB | RG | RG | SUB | SUB | SUB | SUB | 5/0/0/1 |
| Starks, James | SUB | SUB | SUB | SUB | INA | INA | INA | INA | RB | RB | RB | RB | SUB | INA | INA | INA | 9/4/0/7 |
| | | | | | | | | | | | | | | | | | |

2016 POSTSEASON STATISTICS

| TEAM STATISTICS | GB | Opp |
|--------------------------------|----------------|----------------|
| TOTAL FIRST DOWNS | 74 | 70 |
| Rushing | 16 | 16 |
| Passing | 53 | 50 |
| Penalty | 5 | 4 |
| 3rd Down: Made/Att | 15/35 | 21/40 |
| 3rd Down Pct. | 42.9 | 52.5 |
| 4th Down: Made/Att | 3/4 | 1/1 |
| 4th Down Pct. | 75.0 | 100.0 |
| POSESSION AVG. | 30:13 | 29:47 |
| TOTAL NET YARDS | 1186 | 1287 |
| Avg. Per Game | 395.3 | 429.0 |
| Total Plays | 197 | 195 |
| Avg. Per Play | 6.0 | 6.6 |
| NET YARDS RUSHING | 309 | 309 |
| Avg. Per Game | 87.0 | 103.0 |
| Total Rushes | 59 | 71 |
| NET YARDS PASSING | 925 | 978 |
| Avg. Per Game | 308.3 | 326.0 |
| Sacked/Yards Lost | 10/79 | 4/15 |
| Gross Yards | 1004 | 993 |
| Att./Completions | 128/80 | 120/74 |
| Completion Pct. | 62.5 | 61.7 |
| Had Intercepted | 2 | 2 |
| PUNTS/AVERAGE | 11/47.6 | 12/40.3 |
| Net Punting Avg. | 43.5 | 36.2 |
| PENALTIES/YARDS | 11/106 | 13/123 |
| FUMBLES/BALL LOST | 1/1 | 3/1 |
| TOUCHDOWNS | 12 | 10 |
| Rushing | 3 | 2 |
| Passing | 9 | 8 |
| Returns | 0 | 0 |

| SCORE BY PERIODS | 1 | 2 | 3 | 4 | OT | PTS |
|------------------|----|----|----|----|----|-----|
| PACKERS | 7 | 28 | 32 | 26 | 0 | 93 |
| OPPONENTS | 16 | 27 | 20 | 25 | 0 | 88 |

| SCORING | TD | Ru | Pa | Rt | PAT | FG | S | PTS |
|------------------------|-----------|----------|----------|----------|--------------|------------|----------|-----------|
| M.Crosby | 0 | 0 | 0 | 0 | 10/10 | 3/4 | 0 | 19 |
| R.Cobb | 3 | 0 | 3 | 0 | 0 | 0 | 0 | 18 |
| D.Adams | 2 | 0 | 2 | 0 | 0 | 0 | 0 | 12 |
| J.Cook | 2 | 0 | 2 | 0 | 0 | 0 | 0 | 12 |
| T.Montgomery | 2 | 2 | 0 | 0 | 0 | 0 | 0 | 12 |
| A.Ripkowski | 1 | 1 | 0 | 0 | 0 | 0 | 0 | 6 |
| J.Nelson | 1 | 0 | 1 | 0 | 0 | 0 | 0 | 6 |
| R.Rodgers | 1 | 0 | 1 | 0 | 0 | 0 | 0 | 6 |
| PACKERS | 12 | 3 | 9 | 0 | 10/10 | 3/4 | 0 | 93 |
| OPPONENTS | 10 | 2 | 8 | 0 | 8/9 | 6/6 | 0 | 88 |

2-Point Conversions: Ripkowski, Packers 1-2, Opponents 1-1

| RUSHING | No | Yds | Avg | Long | TD |
|------------------------|-----------|------------|------------|-----------|----------|
| T.Montgomery | 25 | 91 | 3.6 | 15 | 2 |
| A.Rodgers | 8 | 62 | 7.8 | 28 | 0 |
| C.Michael | 16 | 58 | 3.6 | 10 | 0 |
| A.Ripkowski | 9 | 36 | 4.0 | 20 | 1 |
| B.Hundley | 1 | 14 | 14.0 | 14 | 0 |
| PACKERS | 59 | 261 | 4.4 | 28 | 3 |
| OPPONENTS | 71 | 309 | 4.4 | 22 | 2 |

| RECEIVING | No | Yds | Avg | Long | TD |
|------------------------|-----------|-------------|-------------|------------|----------|
| R.Cobb | 18 | 260 | 14.4 | 42t | 3 |
| J.Cook | 18 | 229 | 12.7 | 35 | 2 |
| D.Adams | 16 | 217 | 13.6 | 32 | 2 |
| T.Montgomery | 10 | 77 | 7.7 | 34 | 0 |
| J.Nelson | 7 | 80 | 11.4 | 27 | 1 |
| G.Allison | 5 | 65 | 13.0 | 26 | 0 |
| A.Ripkowski | 4 | 39 | 9.8 | 20 | 0 |
| R.Rodgers | 1 | 34 | 34.0 | 34t | 1 |
| C.Michael | 1 | 3 | 3.0 | 3 | 0 |
| PACKERS | 80 | 1004 | 12.6 | 42t | 9 |
| OPPONENTS | 74 | 993 | 13.4 | 73t | 8 |

| INTERCEPTIONS | No | Yds | Avg | Long | TD |
|------------------------|----------|-----------|-------------|-----------|----------|
| D.Randall | 1 | 78 | 78.0 | 78 | 0 |
| M.Hyde | 1 | 18 | 18.0 | 18 | 0 |
| PACKERS | 2 | 96 | 48.0 | 78 | 0 |
| OPPONENTS | 2 | 27 | 13.5 | 20 | 0 |

| PUNTING | No | Yds | Avg | Net | TB | In 20 | LG | Bklt |
|------------------------|-----------|------------|-------------|-------------|----------|----------|-----------|----------|
| J.Schum | 11 | 524 | 47.6 | 43.5 | 1 | 3 | 66 | 0 |
| PACKERS | 11 | 524 | 47.6 | 43.5 | 1 | 3 | 66 | 0 |
| OPPONENTS | 12 | 484 | 40.3 | 36.2 | 0 | 5 | 55 | 0 |

| PUNT RETURNS | Ret | FC | Yds | Avg | Long | TD |
|------------------------|----------|----------|-----------|-------------|-----------|----------|
| M.Hyde | 5 | 3 | 50 | 10.0 | 23 | 0 |
| R.Cobb | 0 | 2 | 0 | -- | -- | 0 |
| T.Davis | 0 | 1 | 0 | -- | -- | 0 |
| PACKERS | 5 | 6 | 50 | 10.0 | 23 | 0 |
| OPPONENTS | 5 | 3 | 26 | 5.2 | 14 | 0 |

| KICKOFF RETURNS | No | Yds | Avg | Long | TD |
|------------------------|----------|------------|-------------|-----------|----------|
| J.Janis | 3 | 77 | 25.7 | 33 | 0 |
| C.Michael | 3 | 49 | 16.3 | 31 | 0 |
| D.Jones | 1 | 15 | 15.0 | 15 | 0 |
| PACKERS | 7 | 141 | 20.1 | 33 | 0 |
| OPPONENTS | 7 | 135 | 19.3 | 31 | 0 |

| FIELD GOALS | 1-19 | 20-29 | 30-39 | 40-49 | 50+ |
|------------------------|------------|------------|------------|------------|------------|
| M.Crosby | 0/0 | 0/0 | 1/1 | 0/1 | 2/2 |
| PACKERS | 0/0 | 0/0 | 1/1 | 0/1 | 2/2 |
| OPPONENTS | 0/0 | 2/2 | 1/1 | 1/1 | 2/2 |

Crosby: (32G) (56G, 51G) (41N)
Opponents: (26G, 40G) (50G, 33G, 52G) (28G)

| PASSING | Att | Cmp | Yds | Cmp% | TD | Int | LG | Sck/Lst | Rtg |
|------------------------|------------|-----------|-------------|-------------|----------|----------|------------|--------------|--------------|
| A.Rodgers | 128 | 80 | 1004 | 62.5 | 9 | 2 | 42t | 10/79 | 103.8 |
| PACKERS | 128 | 80 | 1004 | 62.5 | 9 | 2 | 42t | 10/79 | 103.8 |
| OPPONENTS | 120 | 74 | 993 | 61.7 | 8 | 2 | 73t | 4/15 | 103.2 |

DEFENSIVE STATISTICS

| Player | Total Tackles | Solo | Asst | Sacks/Yards | Int/Yards | Fum Rec | For Fum | Pass Def |
|---------------------|---------------|------------|-----------|-----------------|-------------|----------|----------|-----------|
| H.Clinton-Dix | 18 | 15 | 3 | 0.0/0.0 | 0/0 | 0 | 0 | 4 |
| M.Burnett | 16 | 15 | 1 | 0.0/0.0 | 0/0 | 0 | 0 | 1 |
| R.Ryan | 16 | 10 | 6 | 0.0/0.0 | 0/0 | 0 | 0 | 3 |
| L.Gunter | 13 | 13 | 0 | 0.0/0.0 | 0/0 | 0 | 0 | 2 |
| M.Hyde | 13 | 11 | 2 | 1.0/6.0 | 1/18 | 0 | 0 | 3 |
| M.Daniels | 13 | 10 | 3 | 0.0/0.0 | 0/0 | 0 | 0 | 0 |
| J.Thomas | 13 | 9 | 4 | 0.0/0.0 | 0/0 | 0 | 0 | 2 |
| D.Randall | 12 | 10 | 2 | 0.0/0.0 | 1/78 | 0 | 0 | 3 |
| K.Clark | 9 | 5 | 4 | 0.0/0.0 | 0/0 | 0 | 0 | 0 |
| J.Peppers | 8 | 6 | 2 | 1.0/4.0 | 0/0 | 0 | 0 | 2 |
| N.Perry | 7 | 7 | 0 | 1.0/5.0 | 0/0 | 0 | 0 | 1 |
| L.Guion | 7 | 1 | 6 | 0.0/0.0 | 0/0 | 0 | 0 | 0 |
| K.Brice | 5 | 5 | 0 | 0.0/0.0 | 0/0 | 0 | 0 | 2 |
| B.Martinez | 5 | 4 | 1 | 0.0/0.0 | 0/0 | 0 | 0 | 0 |
| C.Matthews | 4 | 3 | 1 | 1.0/0.0 | 0/0 | 1 | 1 | 0 |
| D.Jones | 3 | 3 | 0 | 0.0/0.0 | 0/0 | 0 | 0 | 0 |
| D.Lowry | 2 | 1 | 1 | 0.0/0.0 | 0/0 | 0 | 0 | 0 |
| Q.Rollins | 1 | 1 | 0 | 0.0/0.0 | 0/0 | 0 | 0 | 0 |
| M.Evans | 1 | 0 | 1 | 0.0/0.0 | 0/0 | 0 | 0 | 0 |
| K.Fackrell | 1 | 0 | 1 | 0.0/0.0 | 0/0 | 0 | 0 | 0 |
| Totals | 167 | 129 | 38 | 4.0/15.0 | 2/96 | 1 | 1 | 23 |

SPECIAL TEAMS

| Player | TT | FR | FF |
|---------------------|-----------|----------|----------|
| J.Janis | 4 | 0 | 0 |
| J.Tripp | 4 | 0 | 0 |
| K.Brice | 3 | 0 | 0 |
| M.Evans | 2 | 0 | 0 |
| H.Clinton-Dix | 1 | 0 | 0 |
| J.Elliott | 1 | 0 | 0 |
| K.Fackrell | 1 | 0 | 0 |
| B.Goode | 1 | 0 | 0 |
| J.Hawkins | 1 | 0 | 0 |
| B.Martinez | 1 | 0 | 0 |
| J.Thomas | 1 | 0 | 0 |
| Totals | 20 | 0 | 0 |


Miscellaneous Tackles (3):
B.Bulaga 1, T.Montgomery 1, J.Nelson 1

2016 POSTSEASON PLAYER PARTICIPATION

| NFL WEEK Player | WC NYG | DIV at DAL | NFC at ATL | GP/GS/ DNP/INA |
|--------------------|-------------|---------------|---------------|-------------------|
| Adams, Davante | WR | WR | WR | 3/3/0/0 |
| Allison, Geronimo | SUB | 3WR | SUB | 3/1/0/0 |
| Bakhtiari, David | LT | LT | LT | 3/3/0/0 |
| Barclay, Don | SUB | SUB | SUB | 3/0/0/0 |
| Baxter, Keith | PS | PS | - | 0/0/0/0 |
| Benwikere, Bené | - | - | PS | 0/0/0/0 |
| Brice, Kentrell | SUB | SUB | SUB | 3/0/0/0 |
| Bulaga, Bryan | RT | RT | RT | 3/3/0/0 |
| Burnett, Morgan | SS | SS | SS | 3/3/0/0 |
| Cajuste, Devon | PS/INJ | PS/INJ | PS/INJ | 0/0/0/0 |
| Callahan, Joe | INA | INA | INA | 0/0/0/3 |
| Clark, Kenny | SUB | SUB | SUB | 3/0/0/0 |
| Clinton-Dix, Ha Ha | FS | FS | FS | 3/3/0/0 |
| Cobb, Randall | 3WR | WR | 3WR | 3/3/0/0 |
| Cook, Jared | TE | TE | TE | 3/3/0/0 |
| Crockett, John | IR | IR | IR | 0/0/0/0 |
| Crosby, Mason | SUB | SUB | SUB | 3/0/0/0 |
| Daniels, Mike | DT | DT | DT | 3/3/0/0 |
| Davis, Trevor | INA | SUB | SUB | 2/0/0/1 |
| Dorleant, Makinton | IR | IR | IR | 0/0/0/0 |
| Elliott, Jayrone | INA | INA | SUB | 1/0/0/2 |
| Evans, Marwin | SUB | SUB | SUB | 3/0/0/0 |
| Fackrell, Kyler | SUB | SUB | SUB | 3/0/0/0 |
| Flores, Jacob | PS | PS | PS | 0/0/0/0 |
| Gilbert, Reggie | PS | PS | PS | 0/0/0/0 |
| Goode, Brett | SUB | SUB | SUB | 3/0/0/0 |
| Goodley, Antwan | PS | PS | PS | 0/0/0/0 |
| Goodson, Demetri | IR | IR | IR | 0/0/0/0 |
| Guion, Letroy | NT | NT | NT | 3/3/0/0 |
| Gunter, LaDarius | LCB | RCB | RCB | 3/3/0/0 |
| Hawkins, Josh | SUB | SUB | SUB | 3/0/0/0 |
| Hundley, Brett | DNP | DNP | SUB | 1/0/2/0 |
| Hyde, Micah | 3CB | 3CB | 3CB | 3/3/0/0 |
| Jackson, Don | IR | IR | IR | 0/0/0/0 |
| Janis, Jeff | SUB | SUB | SUB | 3/0/0/0 |
| Jones, Datone | SUB | SUB | SUB | 3/0/0/0 |
| Kerridge, Joe | SUB | DNP | INA | 1/0/1/1 |
| Lacy, Eddie | IR | IR | IR | 0/0/0/0 |
| Lang, T.J. | RG | RG | RG | 3/3/0/0 |
| Linsley, Corey | C | C | C | 3/3/0/0 |
| Lowry, Dean | SUB | SUB | SUB | 3/0/0/0 |
| Martinez, Blake | ILB | SUB | SUB | 3/1/0/0 |
| Mathews, Derrick | PS | PS | PS | 0/0/0/0 |
| Mathews, Clay | ROLB | ROLB | ROLB | 3/3/0/0 |
| McCaffrey, Max | PS | PS | INA | 0/0/0/1 |
| Michael, Christine | SUB | SUB | SUB | 3/0/0/0 |

| NFL WEEK Player | WC NYG | DIV at DAL | NFC at ATL | GP/GS/ DNP/INA |
|---------------------|-------------|---------------|---------------|-------------------|
| Montgomery, Ty | RB | RB | RB | 3/3/0/0 |
| Murphy, Kyle | INA | INA | INA | 0/0/0/3 |
| Nelson, Jordy | WR | INA | WR | 2/2/0/1 |
| Patrick, Lucas | PS | PS | PS | 0/0/0/0 |
| Pennel, Mike | E/CP | - | - | 0/0/0/0 |
| Peppers, Julius | LOLB | LOLB | LOLB | 3/3/0/0 |
| Perry, Nick | SUB | SUB | SUB | 3/0/0/0 |
| Price, Brian | PS | PS | PS | 0/0/0/0 |
| Randall, Damarious | RCB | LCB | LCB | 3/3/0/0 |
| Ringo, Christian | INA | SUB | INA | 1/0/0/2 |
| Ripkowski, Aaron | SUB | SUB | SUB | 3/0/0/0 |
| Rodgers, Aaron | QB | QB | QB | 3/3/0/0 |
| Rodgers, Richard | SUB | SUB | SUB | 3/0/0/0 |
| Rollins, Quinten | INA | INA | SUB | 1/0/0/2 |
| Ryan, Jake | ILB | ILB | ILB | 3/3/0/0 |
| Sandland, Beau | PS | PS | PS | 0/0/0/0 |
| Schum, Jacob | SUB | SUB | SUB | 3/0/0/0 |
| Shields, Sam | IR | IR | IR | 0/0/0/0 |
| Spriggs, Jason | SUB | SUB | SUB | 3/0/0/0 |
| Starks, James | INA | INA | INA | 0/0/0/3 |
| Taylor, Lane | LG | LG | LG | 3/3/0/0 |
| Thomas, Joe | SUB | ILB | ILB | 3/2/0/0 |
| Tretter, JC | DNP | INA | IR | 0/0/1/1 |
| Tripp, Jordan | SUB | SUB | SUB | 3/0/0/0 |
| Waters, Herb | SUB | SUB | INA | 2/0/0/1 |
| Whitehead, Jermaine | PS | PS | PS | 0/0/0/0 |

STARTERS IN BOLD AT POSITION: DNP — Did not play; E/CP — Exempt/Commissioner's Permission; INA — Inactive; IR — Injured reserve; PS/INJ — Practice squad; Injured; PS — Practice squad; SUB — Substitute; 3CB — Started as third cornerback; 3WR — Started as third wide receiver.



EverBank Field, Sunday, Sept. 11, 2016. Attendance: 63,179. Time: 3:10. Weather: 90° F, Humidity: 55 percent, Wind: N 3 mph.

JACKSONVILLE, Fla. — Aaron Rodgers threw two touchdown passes and ran for another score, leading Green Bay to a 27-23 victory against the Jacksonville Jaguars in the teams' season opener Sunday.

Rodgers completed 20 of 34 passes for 199 yards, with TD passes to Jordy Nelson and Davante Adams. He was sacked once for no yards and didn't turn it over.

Nelson played his first game since tearing the anterior cruciate ligament in his right knee in the 2015 preseason. The injury significantly impacted Rodgers, who lost his best deep threat, and the offense, which fell to 23rd in the league and tied for 25th in passing.

Nelson finished with six receptions for 32 yards, including a 6-yard TD in the second quarter.

The Jaguars mounted a late drive that came up short on a fourth-and-1 play at the Packers 14. The Jaguars had converted their previous three fourth-down plays, but Allen Hurns failed to move the sticks on a bubble screen.

Blake Bortles completed 24 of 39 passes for 320 yards with a touchdown and an interception.

With 13 seconds left in the first half, Adams hauled in a 29-yarder that was vintage Rodgers, who managed to get rid of the ball with a defender tugging at his jersey and still got enough on it to reach the end zone.

Jaguars running back Chris Ivory was hospitalized Sunday with a "general medical issue" and was inactive for the opener. Ivory was taken by ambulance from the team hotel to a local hospital early Sunday. He was limited in three practices this week because of a calf injury, but the team said that was not related to his hospital stay.

Jaguars receiver Allen Robinson finished with six catches for 72 yards, but there were nine more passes thrown his way.



| Green Bay Packers | | | | | Jacksonville Jaguars | | | | | | |
|-------------------|----|-------------|---------|----|----------------------|----|----|------------|-----|----|-------------|
| Offense | | | Defense | | Offense | | | Defense | | | |
| WR | 87 | J.Nelson | NT | 98 | L.Guion | WR | 15 | A.Robinson | LEO | 56 | D.Fowler |
| LT | 69 | D.Bakhtiari | DT | 76 | M.Daniels | TE | 80 | J.Thomas | DT | 90 | M.Jackson |
| LG | 65 | L.Taylor | LOLB | 52 | C.Matthews | LT | 68 | K.Beachum | DT | 97 | R.Miller |
| C | 73 | J.Tretter | ILB | 47 | J.Ryan | LG | 76 | L.Joeckel | DE | 75 | J.Odrick |
| RG | 70 | T.Lang | ILB | 50 | B.Martinez | C | 65 | B.Linder | WLB | 50 | T.Smith |
| RT | 75 | B.Bulaga | ROLB | 53 | N.Perry | RG | 60 | A.Cann | MLB | 51 | P.Posluszny |
| TE | 89 | J.Cook | LCB | 23 | D.Randall | RT | 78 | J.Parnell | CB | 31 | D.House |
| WR | 18 | R.Cobb | RCB | 37 | S.Shields | TE | 89 | M.Lewis | FS | 39 | T.Gipson |
| WR | 17 | D.Adams | SS | 42 | M.Burnett | WR | 88 | A.Hurns | SS | 37 | J.Cyprien |
| QB | 12 | A.Rodgers | FS | 21 | H.Clinton-Dix | QB | 5 | B.Bortles | CB | 20 | J.Ramsey |
| RB | 27 | E.Lacy | CB | 24 | Q.Rollins | RB | 24 | T.Yeldon | RCB | 21 | P.Amukamara |

Referee: Carl Cheffers (51)

| | 1 | 2 | 3 | 4 | OT | Total |
|--------------|--------|----|---|---|----|-------|
| Green Bay |7 | 14 | 3 | 3 | 0 | 27 |
| Jacksonville |7 | 10 | 3 | 3 | 0 | 23 |

| FIELD GOALS (made () & missed) | | |
|---------------------------------|-----------|------------------------|
| M.Crosby | (25) (20) | J.Myers (26) (39) (50) |

Team Qtr Time Play Description (Extra Point) (Drive Info)

| | | | | | |
|---------|---|-------|---|---------|----|
| Packers | 1 | 9:36 | A.Rodgers 6 yd. run (M.Crosby kick) (6-29, 3:05) |7 | 7 |
| Jaguars | 1 | 3:40 | T.Yeldon 5 yd. run (J.Myers kick) (3-48, 1:24) |7 | 7 |
| Jaguars | 2 | 7:48 | J.Myers 26 yd. Field Goal |7 | 10 |
| Packers | 2 | 3:05 | J.Nelson 6 yd. pass from A.Rodgers (M.Crosby kick) (9-75, 4:43) |14 | 14 |
| Jaguars | 2 | 1:09 | J.Thomas 22 yd. pass from B.Bortles (J.Myers Kick) (7-75, 1:56) |14 | 17 |
| Packers | 2 | 0:13 | D.Adams 29 yd. pass from A.Rodgers (M.Crosby kick) (5-75, 0:56) |21 | 17 |
| Packers | 3 | 10:12 | M.Crosby 25 yd. Field Goal (13-66, 4:48) |24 | 17 |
| Jaguars | 3 | 6:15 | J.Myers 39 yd. Field Goal (10-54, 3:57) |24 | 20 |
| Packers | 4 | 12:01 | M.Crosby 20 yd. Field Goal (16-73, 9:14) |27 | 20 |
| Jaguars | 4 | 5:15 | J.Myers 50 yd. Field Goal (14-37, 6:49) |27 | 23 |

GB Jax

| | | |
|----|-----|--|
| 0 | 7 | Solo Tackles-Assists-Sacks: |
| 7 | 7 | M.Burnett 9-0-1, B.Martinez 5-4-0, D.Randall |
| 6 | 2-0 | 6-2-0, J.Ryan 4-4-0, H.Clinton-Dix 4-1-0, |
| 7 | 10 | S.Shields 4-1-0, C.Matthews 3-1-1, L.Guion |
| 14 | 17 | 2-2-0, N.Perry 3-0-1, J.Thomas 2-1-0, |
| 21 | 17 | M.Daniels 1-1-0, L.Gunter 1-1-0, Q.Rollins |
| 24 | 20 | 1-1-0, K.Clark 0-1-0, M.Hyde 1-0-0, C.Ringo |
| 27 | 20 | 1-0-0, J.Peppers 0-1-0. |

| Green Bay Packers | | | | | Jacksonville Jaguars | | | | | | | | |
|-------------------|-----|-----|------|----|----------------------|------------|-----------------|-----|------|------|----|----|-----|
| Rushing | Att | Yd | Avg | Lg | TD | Rushing | Att | Yd | Avg | Lg | TD | | |
| E.Lacy | 14 | 61 | 4.4 | 28 | 0 | T.Yeldon | 21 | 39 | 1.9 | 7 | 1 | | |
| A.Rodgers | 4 | 16 | 4.0 | 8 | 1 | D.Robinson | 3 | 7 | 2.3 | 3 | 0 | | |
| R.Cobb | 3 | 11 | 3.7 | 6 | 0 | B.Bortles | 2 | 2 | 1.0 | 3 | 0 | | |
| J.Starks | 4 | 7 | 1.8 | 4 | 0 | Total | 26 | 48 | 1.8 | 7 | 1 | | |
| Total | 25 | 95 | 3.8 | 28 | 1 | | | | | | | | |
| Passing | Att | Cm | Yds | TD | Lg | Int | Passing | Att | Cm | Yds | TD | Lg | Int |
| A.Rodgers | 34 | 20 | 199 | 2 | 32 | 0 | B.Bortles | 39 | 24 | 320 | 1 | 38 | 1 |
| Total | 34 | 20 | 199 | 2 | 32 | 0 | Total | 39 | 24 | 320 | 1 | 38 | 1 |
| Receiving | No | Yd | Avg | Lg | TD | Receiving | No | Yd | Avg | Lg | TD | | |
| R.Cobb | 6 | 57 | 9.5 | 32 | 0 | A.Robinson | 6 | 72 | 12.0 | 22 | 0 | | |
| J.Nelson | 6 | 32 | 5.3 | 8 | 1 | J.Thomas | 5 | 64 | 12.8 | 22 | 1 | | |
| D.Adams | 3 | 50 | 16.7 | 29 | 1 | A.Hurns | 4 | 75 | 18.8 | 38 | 0 | | |
| R.Rodgers | 1 | 22 | 22.0 | 22 | 0 | T.Yeldon | 4 | 30 | 7.5 | 11 | 0 | | |
| E.Lacy | 1 | 17 | 17.0 | 17 | 0 | M.Lewis | 2 | 48 | 24.0 | 37 | 0 | | |
| J.Abbrederis | 1 | 8 | 8.0 | 8 | 0 | M.Lee | 2 | 22 | 11.0 | 12 | 0 | | |
| J.Cook | 1 | 7 | 7.0 | 7 | 0 | R.Greene | 1 | 9 | 9.0 | 9 | 0 | | |
| J.Starks | 1 | 6 | 6.0 | 6 | 0 | Total | 24 | 320 | 13.3 | 38 | 1 | | |
| Total | 20 | 199 | 10.0 | 32 | 2 | | | | | | | | |
| Intercept. | No | Yd | Avg | Lg | TD | Intercept. | No | Yd | Avg | Lg | TD | | |
| J.Thomas | 1 | 9 | 9.0 | 9 | 0 | Total | 0 | 0 | 0.0 | 0 | 0 | | |
| Total | 1 | 9 | 9.0 | 9 | 0 | | | | | | | | |
| P>Returns | No | Yd | Avg | FC | Lg | TD | P>Returns | No | Yd | Avg | FC | Lg | TD |
| (downed) | 2 | 0 | 0.0 | 0 | 0 | 0 | R.Greene | 1 | 14 | 14.0 | 1 | 14 | 0 |
| Total | 0 | 0 | 0.0 | 0 | 0 | 0 | (out of bounds) | 2 | 0 | 0.0 | 0 | 0 | 0 |
| | | | | | | | Total | 1 | 14 | 14.0 | 1 | 14 | 0 |
| K>Returns | No | Yd | Avg | Lg | TD | K>Returns | No | Yd | Avg | Lg | TD | | |
| T.Montgomery | 1 | 14 | 14.0 | 14 | 0 | C.Grant | 2 | 51 | 25.5 | 32 | 0 | | |
| (t'back) | 5 | 0 | 0.0 | 0 | 0 | (t'back) | 4 | 0 | 0.0 | 0 | 0 | | |
| Total | 1 | 14 | 14.0 | 14 | 0 | Total | 2 | 51 | 25.5 | 32 | 0 | | |

| | Packers | Jaguars |
|--|----------|----------|
| TOTAL FIRST DOWNS | 18 | 20 |
| By Rushing | 6 | 4 |
| By Passing | 10 | 14 |
| By Penalty | 2 | 2 |
| THIRD-DOWN EFFICIENCY | 7-14-50% | 4-15-27% |
| FOURTH-DOWN EFFICIENCY | 1-1-100% | 3-4-75% |
| TOTAL NET YARDS | 348 | 348 |
| Total Offensive Plays | 60 | 68 |
| Average gain per offensive play | 4.9 | 5.1 |
| NET YARDS RUSHING | 95 | 48 |
| Total Rushing Plays | 25 | 26 |
| Average gain per rushing play | 3.8 | 1.8 |
| Tackles for a loss-number and yards | 3-5 | 6-16 |
| NET YARDS PASSING | 199 | 300 |
| Yards thrown - yards lost att. to pass | 1-0 | 3-20 |
| Gross yards passing | 199 | 320 |
| PASS ATT-COMP-INT | 34-20-0 | 39-24-1 |
| Average gain per pass play | 5.7 | 7.1 |
| KICKOFFS Number-In EZ-Touchbacks | 6-6-4 | 6-5-5 |
| PUNTS Number and Average | 4-46.0 | 2-62.5 |
| Had Blocked | 0 | 0 |
| FGs - PATs had blocked | 0-0 | 0-0 |
| Net Punting Average | 42.5 | 62.5 |
| TOTAL RETURN YARDS (not inc. kickoffs) | 9 | 14 |
| No. and Yards Punt Returns | 0 | 1-14 |
| No. and Yards Kickoff Returns | 1-14 | 2-51 |
| No. and Yards Interception Returns | 1-9 | 0-0 |
| PENALTIES Number and Yards | 5-24 | 9-79 |
| FUMBLES Number and Lost | 1-0 | 1-0 |
| TOUCHDOWNS | 3 | 2 |
| Rushing | 1 | 1 |
| Passing | 2 | 1 |
| EXTRA POINTS Made-Attempts | 3-3 | 2-2 |
| Kicking Made-Attempts | 3-3 | 3-3 |
| FIELD GOALS Made-Attempts | 2-2 | 3-3 |
| RED-ZONE EFFICIENCY | 2-4-50% | 1-3-33% |
| GOAL-TO-GO EFFICIENCY | 0-2-0% | 0-0-0% |
| SAFETIES | 0 | 0 |
| FINAL SCORE | 27 | 23 |
| TIME OF POSSESSION | 28:37 | 31:23 |

U.S. Bank Stadium, Sunday, Sept. 18, 2016. Attendance: 66,813. Time: 3:12. Weather: Indoors.

MINNEAPOLIS – Sam Bradford had a Minnesota debut almost as dazzling as the new \$1.1 billion building itself, completing 22 of 31 passes for 286 yards, two touchdowns and no turnovers to lead the Vikings to a 17-14 victory over the Green Bay Packers on Sunday night just 15 days after he arrived in a trade.

The defense did the rest, harassing Aaron Rodgers for five sacks and two fourth-quarter turnovers that quashed the comeback and sent the crowd of 66,813 into a deafening frenzy in celebration of the first regular-season game at U.S. Bank Stadium.

Adrian Peterson limped off in the third quarter with a right knee injury, and only 19 yards on 12 carries, but the Vikings (2-0) proved they still have a lot of options. Stefon Diggs caught nine passes for 182 yards and a touchdown. They held the Packers (1-1) to 65 total yards in the first half, withstanding an early touchdown pass by Rodgers to Jordy Nelson on a drive aided by two penalties by cornerback Terence Newman.

Trae Waynes, who had two penalties himself, intercepted Rodgers' pass in Vikings territory with 1:50 left to seal the victory. The previous drive was killed with a strip sack by Brian Robison, when Shamar Stephen recovered at the Minnesota 44 with 6:53 remaining.

Rodgers, who ran for 29 yards and a touchdown, began to find a groove throwing the ball down the stretch. He finished 12 for 21 for 154 yards in the second half, but Bradford was the better quarterback on this night.

Bradford found Diggs for a 4-yard completion on fourth-and-1 from the 18. Then he hit Kyle Rudolph for an 8-yard touchdown pass three plays later.

Green Bay Packers

Minnesota Vikings

| Offense | | | | Defense | | | |
|---------|----|-------------|------|---------|---------------|--|--|
| WR | 87 | J.Nelson | NT | 98 | L.Guion | | |
| LT | 69 | D.Bakhtiari | DT | 76 | M.Daniels | | |
| LG | 65 | L.Taylor | LOLB | 53 | N.Perry | | |
| C | 73 | J.Tretter | ILB | 47 | J.Ryan | | |
| RG | 70 | T.Lang | ILB | 50 | B.Martinez | | |
| RT | 75 | B.Bulaga | ROLB | 52 | C.Matthews | | |
| TE | 89 | J.Cook | LCB | 23 | D.Randall | | |
| WR | 18 | R.Cobb | RCB | 36 | L.Gunter | | |
| WR | 17 | D.Adams | SS | 42 | M.Burnett | | |
| QB | 12 | A.Rodgers | FS | 21 | H.Clinton-Dix | | |
| RB | 27 | E.Lacy | CB | 24 | Q.Rollins | | |

| Offense | | | | Defense | | | |
|---------|----|------------|-----|---------|--------------|--|--|
| WR | 12 | C.Johnson | LE | 96 | B.Robison | | |
| LT | 75 | M.Kallil | DT | 93 | S.Stephen | | |
| LG | 76 | A.Boone | NT | 98 | L.Joseph | | |
| C | 61 | J.Berger | RE | 97 | E.Griffen | | |
| RG | 63 | B.Fusco | MLB | 54 | E.Kendricks | | |
| RT | 71 | A.Smith | SLB | 55 | A.Barr | | |
| TE | 82 | K.Rudolph | LCB | 23 | T.Newman | | |
| WR | 14 | S.Diggs | RCB | 26 | T.Waynes | | |
| QB | 8 | S.Bradford | SS | 34 | A.Sendejo | | |
| WR | 19 | A.Thielen | FS | 22 | H.Smith | | |
| HB | 28 | A.Peterson | CB | 24 | C.Munnertlyn | | |



Referee: Walt Anderson (66)

| | 1 | 2 | 3 | 4 | OT | Total |
|-----------|---|----|---|---|----|-------|
| Green Bay | 7 | 0 | 0 | 7 | 0 | 14 |
| Minnesota | 0 | 10 | 7 | 0 | 0 | 17 |

FIELD GOALS (made () & missed)

B.Walsh (46)

Team Qtr Time Play Description (Extra Point) (Drive Info)

| Team | Qtr | Time | Play Description (Extra Point) | (Drive Info) | GB Min |
|---------|-----|-------|---|---------------|--------|
| Packers | 1 | 5:39 | J.Nelson 1 yd. pass from A.Rodgers (M.Crosby kick) | (5-52, 3:08) | 7 0 |
| Vikings | 2 | 10:14 | K.Rudolph 8 yd. pass from S.Bradford (B.Walsh kick) | (10-54, 4:46) | 7 7 |
| Vikings | 2 | 0:27 | B.Walsh 46 yd. Field Goal (8-59, 4:14) | | 7 10 |
| Vikings | 3 | 2:11 | S.Diggs 25 yd. pass from S.Bradford (B.Walsh kick) | (6-87, 2:46) | 7 17 |
| Packers | 4 | 12:41 | A.Rodgers 10 yd. run (M.Crosby kick) | (10-75, 4:30) | 14 17 |

Solo Tackles-Assists-Sacks: J.Ryan

6-3-0, B.Martinez 5-1-0, L.Gunter 5-0-0, J.Thomas 5-0-0, M.Daniels 4-1-1, H.Clinton-Dix 3-2-0, N.Perry 1-4-0-5, C.Matthews 3-0-1, D.Jones 2-1-0, M.Hyde 1-2-0, K.Clark 0-3-0, L.Guion 2-0-0, J.Peppers 2-0-1-5, D.Randall 2-0-0, M.Burnett 1-0-0, K.Fackrell 1-0-0, Q.Rollins 0-1-0.

Green Bay Packers

Minnesota Vikings

| Rushing | Att | Yd | Avg | Lg | TD |
|-----------|-----|----|-----|----|----|
| E.Lacy | 12 | 50 | 4.2 | 13 | 0 |
| A.Rodgers | 3 | 29 | 9.7 | 10 | 1 |
| J.Starks | 7 | 3 | 0.4 | 5 | 0 |
| R.Cobb | 1 | 1 | 1.0 | 1 | 0 |
| Total | 23 | 83 | 3.6 | 13 | 1 |

| Rushing | Att | Yd | Avg | Lg | TD |
|-------------|-----|----|------|----|----|
| A.Peterson | 12 | 19 | 1.6 | 5 | 0 |
| M.Asiatu | 6 | 14 | 2.3 | 12 | 0 |
| J.McKinnon | 2 | 2 | 1.0 | 3 | 0 |
| C.Patterson | 1 | -2 | -2.0 | -2 | 0 |
| S.Bradford | 1 | -3 | -3.0 | -3 | 0 |
| Total | 22 | 30 | 1.4 | 12 | 0 |

Passing

Passing

| Att | Cm | Yds | TD | Lg | Int |
|-----------|----|-----|-----|----|-----|
| A.Rodgers | 36 | 20 | 213 | 1 | 39 |
| Total | 36 | 20 | 213 | 1 | 39 |

| Att | Cm | Yds | TD | Lg | Int |
|------------|----|-----|-----|----|-----|
| S.Bradford | 31 | 22 | 286 | 2 | 46 |
| Total | 31 | 22 | 286 | 2 | 46 |

Receiving

Receiving

| No | Yd | Avg | Lg | TD |
|-----------|----|-----|------|----|
| J.Nelson | 5 | 73 | 14.6 | 39 |
| R.Cobb | 5 | 42 | 8.4 | 14 |
| J.Cook | 4 | 31 | 7.8 | 14 |
| D.Adams | 3 | 26 | 8.7 | 13 |
| R.Rodgers | 2 | 25 | 12.5 | 15 |
| J.Starks | 1 | 16 | 16.0 | 16 |
| Total | 20 | 213 | 10.7 | 39 |

| No | Yd | Avg | Lg | TD |
|------------|----|-----|------|----|
| S.Diggs | 9 | 182 | 20.2 | 46 |
| A.Thielen | 4 | 41 | 10.3 | 15 |
| K.Rudolph | 3 | 31 | 10.3 | 19 |
| C.Johnson | 2 | 15 | 7.5 | 10 |
| A.Peterson | 2 | 7 | 3.5 | 7 |
| M.Asiatu | 1 | 11 | 11.0 | 11 |
| J.McKinnon | 1 | -1 | -1.0 | -1 |
| Total | 22 | 286 | 13.0 | 46 |

Intercept.

Intercept.

| No | Yd | Avg | Lg | TD |
|-------|----|-----|-----|----|
| Total | 0 | 0 | 0.0 | 0 |

| No | Yd | Avg | Lg | TD |
|----------|----|-----|-----|----|
| T.Waynes | 1 | 4 | 4.0 | 4 |
| Total | 1 | 4 | 4.0 | 4 |

P>Returns

P>Returns

| No | Yd | Avg | FC | Lg | TD |
|-----------|----|-----|----|----|----|
| D.Randall | 1 | 2 | 0 | 2 | 0 |
| M.Hyde | 0 | 0 | 0 | 0 | 0 |
| T.Davis | 0 | 0 | 0 | 0 | 0 |
| (downed) | 1 | 0 | 0 | 0 | 0 |
| Total | 1 | 2 | 0 | 2 | 0 |

| No | Yd | Avg | FC | Lg | TD |
|-----------------|----|-----|----|----|----|
| M.Sherels | 0 | 0 | 0 | 0 | 0 |
| (downed) | 1 | 0 | 0 | 0 | 0 |
| (out of bounds) | 1 | 0 | 0 | 0 | 0 |
| Total | 0 | 0 | 0 | 0 | 0 |

K>Returns

K>Returns

| No | Yd | Avg | Lg | TD |
|--------------|----|-----|------|----|
| T.Montgomery | 1 | 21 | 21.0 | 21 |
| (t'back) | 3 | 0 | 0.0 | 0 |
| Total | 1 | 21 | 21.0 | 21 |

| No | Yd | Avg | Lg | TD |
|-------------|----|-----|------|----|
| C.Patterson | 2 | 62 | 31.0 | 37 |
| (t'back) | 1 | 0 | 0.0 | 0 |
| Total | 2 | 62 | 31.0 | 37 |

| | Packers | Vikings |
|---|----------|----------|
| TOTAL FIRST DOWNS | 20 | 15 |
| By Rushing | 5 | 2 |
| By Passing | 10 | 11 |
| By Penalty | 5 | 2 |
| THIRD-DOWN EFFICIENCY | 6-13-46% | 4-14-29% |
| FOURTH-DOWN EFFICIENCY | 0-1-0% | 1-2-50% |
| TOTAL NET YARDS | 263 | 287 |
| Total Offensive Plays | 64 | 57 |
| Average gain per offensive play | 4.1 | 5.0 |
| NET YARDS RUSHING | 83 | 30 |
| Total Rushing Plays | 23 | 22 |
| Average gain per rushing play | 3.6 | 1.4 |
| Tackles for a loss-number and yards | 3-9 | 6-12 |
| NET YARDS PASSING | 180 | 254 |
| Times thrown - yards lost att. to pass. | 5-33 | 4-32 |
| Gross yards passing | 213 | 286 |
| PASS ATT-COMP-INT | 36-20-1 | 31-22-0 |
| Average gain per pass play | 4.4 | 7.3 |
| KICKOFFS Number-In EZ-Touchbacks | 3-2-1 | 4-3-3 |
| PUNTS Number and Average | 5-38.6 | 7-39.0 |
| Had Blocked | 0 | 0 |
| FGs - PATs had blocked | 0-0 | 0-0 |
| Net Punting Average | 38.6 | 38.7 |
| TOTAL RETURN YARDS (not inc. kickoffs) | 2 | 4 |
| No. and Yards Punt Returns | 1-2 | 0-0 |
| No. and Yards Kickoff Returns | 1-21 | 2-62 |
| No. and Yards Interception Returns | 0-0 | 1-4 |
| PENALTIES Number and Yards | 6-72 | 13-137 |
| FUMBLES Number and Lost | 4-2 | 2-1 |
| TOUCHDOWNS | 2 | 2 |
| Rushing | 1 | 0 |
| Passing | 1 | 2 |
| EXTRA POINTS Made-Attempts | 2-2 | 2-2 |
| Kicking Made-Attempts | 2-2 | 2-2 |
| FIELD GOALS Made-Attempts | 0-0 | 1-1 |
| RED-ZONE EFFICIENCY | 2-3-67% | 1-1-100% |
| GOAL-TO-GO EFFICIENCY | 2-2-100% | 0-0-0% |
| SAFETIES | 0 | 0 |
| FINAL SCORE | 14 | 17 |
| TIME OF POSSESSION | 29:42 | 30:18 |

2016 REVIEW
COMMUNITY
ADMIN. & COACHES
VETERANS
DRAFT & FREE AGENTS
2016 REVIEW
RECORDS & HISTORY
LAMBEAU FIELD
MISC.

Lambeau Field, Sunday, Sept. 25, 2016. Attendance: 78,411. Time: 2:54. Weather: 72° F, Humidity: 84 percent, Wind: S 17 mph.

GREEN BAY, Wis. -- Aaron Rodgers threw for 205 yards and four touchdowns, including two in the first half to Jordy Nelson, and the Packers snapped out of their offensive funk before holding off the Detroit Lions for a 34-27 win Sunday.

Rodgers was 15 of 24, leading the Packers to touchdowns on their first three series. Nelson had 101 yards on six catches, returning to the form that made him one of the NFL's best receivers before missing the 2015 season with a knee injury.

Marvin Jones' 35-yard touchdown catch with 3:34 left got Detroit (1-2) within seven. But Rodgers had a critical 11-yard run on third-and-8 from the Packers' 27 with 3:22 left to effectively seal the win.

Jones had a career-high 205 yards on six receptions. Matthew Stafford passed for 385 yards and three scores for the Lions, who held advantages in total yardage (418-324) and time of possession, holding the ball for 35 minutes.

But the Packers burned the secondary with big plays to build a big lead, and Eddie Lacy ran for 103 yards on 17 carries.

The Lions gained chunks of yardage in the second half after being forced to play catch-up following Green Bay's big early lead. The Packers' defense was also missing four starters, including linebacker Clay Matthews.

Stafford found holes over the middle of the field. He connected with Jones for a 23-yard completion on the first play from scrimmage in the second half to the Detroit 46.

But Green Bay's staunch run defense had another big day. Detroit managed just 50 yards on 23 carries, with a team-high 38 yards on 10 carries by Dwayne Washington.



| | | Detroit Lions | | | |
|----|----|---------------|-----|---------|--------------|
| | | Offense | | Defense | |
| WR | 15 | G.Tate | DE | 98 | D.Taylor |
| LT | 68 | T.Decker | DT | 93 | T.Walker |
| LG | 72 | L.Tomlinson | DT | 92 | H.Ngata |
| C | 64 | T.Swanson | DE | 61 | K.Hyder |
| RG | 75 | L.Warford | OLB | 50 | T.Armbrister |
| RT | 71 | R.Reiff | MLB | 59 | T.Whitehead |
| TE | 85 | E.Ebron | OLB | 53 | K.Van Noy |
| WR | 11 | M.Jones | CB | 23 | D.Slay |
| WR | 80 | A.Boldin | CB | 24 | N.Lawson |
| QB | 9 | M.Stafford | SS | 32 | T.Wilson |
| RB | 25 | T.Riddick | FS | 27 | G.Quin |

| | | Green Bay Packers | | | |
|----|----|-------------------|------|---------|---------------|
| | | Offense | | Defense | |
| WR | 87 | J.Nelson | NT | 97 | K.Clark |
| LT | 69 | D.Bakhtiari | DT | 76 | M.Daniels |
| LG | 65 | L.Taylor | LOLB | 56 | J.Peppers |
| C | 73 | J.Tretter | ILB | 47 | J.Ryan |
| RG | 70 | T.Lang | ILB | 50 | B.Martinez |
| RT | 75 | B.Bulaga | ROLB | 53 | N.Perry |
| TE | 82 | R.Rodgers | LCB | 23 | D.Randall |
| WR | 18 | R.Cobb | RCB | 36 | L.Gunter |
| QB | 12 | A.Rodgers | SS | 33 | M.Hyde |
| RB | 27 | E.Lacy | FS | 21 | H.Clinton-Dix |
| FB | 22 | A.Ripkowski | CB | 24 | Q.Rollins |

Referee: Carl Cheffers (51)

| | 1 | 2 | 3 | 4 | OT | Total |
|-----------|----|----|---|----|----|-------|
| Detroit | 3 | 7 | 7 | 10 | 0 | 27 |
| Green Bay | 14 | 17 | 3 | 0 | 0 | 34 |

| FIELD GOALS (made () & missed) | |
|---------------------------------|--------------------|
| M.Prater (42) 43WR (50) | M.Crosby (36) (46) |

| Team | Qtr | Time | Play Description (Extra Point) (Drive Info) | Det | GB |
|---------|-----|-------|---|-----|----|
| Packers | 1 | 11:22 | D.Adams 14 yd. pass from A.Rodgers (M.Crosby kick) (8-75, 3:38) | 0 | 7 |
| Lions | 1 | 2:45 | M.Prater 42 yd. Field Goal (15-52, 8:37) | 3 | 7 |
| Packers | 1 | 1:01 | J.Nelson 8 yd. pass from A.Rodgers (M.Crosby kick) (4-60, 1:44) | 3 | 14 |
| Packers | 2 | 14:46 | R.Rodgers 2 yd. pass from A.Rodgers (M.Crosby kick) (2-67, 0:47) | 3 | 21 |
| Packers | 2 | 10:41 | M.Crosby 36 yd. Field Goal (4-7, 0:59) | 3 | 24 |
| Packers | 2 | 1:10 | J.Nelson 17 yd. pass from A.Rodgers (M.Crosby kick) (7-67, 3:53) | 3 | 31 |
| Lions | 2 | 0:32 | M.Jones 73 yd. pass from M.Stafford (M.Prater kick) (2-75, 0:38) | 10 | 31 |
| Lions | 3 | 8:23 | A.Boldin 2 yd. pass from M.Stafford (M.Prater kick) (12-77, 6:37) | 17 | 31 |
| Packers | 3 | 3:14 | M.Crosby 46 yd. Field Goal (10-50, 5:09) | 17 | 34 |
| Lions | 4 | 12:32 | M.Prater 50 yd. Field Goal (10-50, 5:42) | 20 | 34 |
| Lions | 4 | 3:34 | M.Jones 35 yd. pass from M.Stafford (M.Prater kick) (6-62, 1:31) | 27 | 34 |

| Solo Tackles-Assists-Sacks: | | M.Hyde |
|-----------------------------|---------|---|
| 10-0-0 | N.Perry | 8-1-2, J.Ryan 5-3-0, K.Clark 3-2-0, L.Gunter 3-0-0, J.Thomas 3-0-0, C.Ringo 0-3-0, J.Elliott 2-0-0, D.Lowry 2-0-0, D.Randall 2-0-1, J.Peppers 1-1-0, K.Brice 1-0-0, M.Daniels 1-0-0, K.Fackrell 1-0-1, Q.Rollins 0-1-0. |

| Detroit Lions | | | | | | Green Bay Packers | | | | | |
|---------------|-----|----|------|----|----|-------------------|-----|------|------|----|----|
| Rushing | Att | Yd | Avg | Lg | TD | Rushing | Att | Yd | Avg | Lg | TD |
| D.Washington | 10 | 38 | 3.8 | 9 | 0 | E.Lacy | 17 | 103 | 6.1 | 25 | 0 |
| M.Stafford | 2 | 11 | 5.5 | 7 | 0 | A.Rodgers | 5 | 22 | 4.4 | 14 | 0 |
| T.Riddick | 10 | 9 | 0.9 | 8 | 0 | T.Montgomery | 1 | -1.0 | -1.0 | 1 | 0 |
| G.Tate | 1 | -8 | -8.0 | -8 | 0 | J.Starks | 1 | -1.0 | -1.0 | 1 | 0 |
| Total | 23 | 50 | 2.2 | 9 | 0 | Total | 24 | 123 | 5.1 | 25 | 0 |

| Detroit Lions | | | | | | Green Bay Packers | | | | | | | |
|---------------|-----|----|-----|----|-----|-------------------|-----------|----|-----|-----|----|----|---|
| Passing | Att | Cm | Yds | TD | Lg | Passing | Att | Cm | Yds | TD | Lg | | |
| M.Stafford | 41 | 28 | 385 | 3 | 73t | 1 | A.Rodgers | 24 | 15 | 205 | 4 | 49 | 0 |
| Total | 41 | 28 | 385 | 3 | 73t | 1 | Total | 24 | 15 | 205 | 4 | 49 | 0 |

| Detroit Lions | | | | | | Green Bay Packers | | | | | |
|---------------|----|-----|------|-----|----|-------------------|----|-----|------|-----|----|
| Receiving | No | Yd | Avg | Lg | TD | Receiving | No | Yd | Avg | Lg | TD |
| T.Riddick | 7 | 39 | 5.6 | 12 | 0 | J.Nelson | 6 | 101 | 16.8 | 49 | 2 |
| M.Jones | 6 | 205 | 34.2 | 73t | 2 | D.Adams | 2 | 23 | 11.5 | 14t | 1 |
| E.Ebron | 5 | 69 | 13.8 | 21 | 0 | R.Rodgers | 2 | 9 | 4.5 | 7 | 1 |
| G.Tate | 4 | 40 | 10.0 | 15 | 0 | R.Cobb | 1 | 33 | 33.0 | 33 | 0 |
| A.Boldin | 4 | 22 | 5.5 | 7 | 1 | J.Cook | 1 | 15 | 15.0 | 15 | 0 |
| C.Wick | 1 | 13 | 13.0 | 13 | 0 | J.Perillo | 1 | 13 | 13.0 | 13 | 0 |
| D.Washington | 1 | -3 | -3.0 | -3 | 0 | J.Starks | 1 | 9 | 9.0 | 9 | 0 |
| Total | 28 | 385 | 13.8 | 73t | 3 | Total | 15 | 205 | 13.7 | 49 | 4 |

| Detroit Lions | | | | | | Green Bay Packers | | | | | |
|---------------|----|----|-----|----|----|-------------------|----|----|------|----|----|
| Intercept. | No | Yd | Avg | Lg | TD | Intercept. | No | Yd | Avg | Lg | TD |
| Total | 0 | 0 | 0.0 | 0 | 0 | D.Randall | 1 | 44 | 44.0 | 44 | 0 |
| Total | 0 | 0 | 0.0 | 0 | 0 | Total | 1 | 44 | 44.0 | 44 | 0 |

| Detroit Lions | | | | | | Green Bay Packers | | | | | | | |
|---------------|----|----|-----|----|----|-------------------|---------|----|-----|-----|----|---|---|
| P>Returns | No | Yd | Avg | FC | Lg | P>Returns | No | Yd | Avg | FC | Lg | | |
| A.Roberts | 2 | 16 | 8.0 | 0 | 15 | 0 | T.Davis | 1 | 1 | 1.0 | 1 | 1 | 0 |
| Total | 2 | 16 | 8.0 | 0 | 15 | 0 | Total | 1 | 1 | 1.0 | 1 | 1 | 0 |

| Detroit Lions | | | | | | Green Bay Packers | | | | | |
|---------------|----|----|------|----|----|-------------------|----|----|------|----|----|
| K>Returns | No | Yd | Avg | Lg | TD | K>Returns | No | Yd | Avg | Lg | TD |
| A.Roberts | 3 | 68 | 22.7 | 25 | 0 | T.Montgomery | 1 | 24 | 24.0 | 24 | 0 |
| D.Washington | 1 | 21 | 21.0 | 21 | 0 | (out of bounds) | 1 | 0 | 0.0 | 0 | 0 |
| (*back) | 3 | 0 | 0.0 | 0 | 0 | (*back) | 4 | 0 | 0.0 | 0 | 0 |
| Total | 4 | 89 | 22.3 | 25 | 0 | Total | 1 | 24 | 24.0 | 24 | 0 |

| | Lions | Packers |
|---|----------|----------|
| TOTAL FIRST DOWNS | 22 | 17 |
| By Rushing | 4 | 6 |
| By Passing | 17 | 9 |
| By Penalty | 1 | 2 |
| THIRD-DOWN EFFICIENCY | 8-14-57% | 5-10-50% |
| FOURTH-DOWN EFFICIENCY | 1-1-100% | 0-0-0% |
| TOTAL NET YARDS | 418 | 324 |
| Total Offensive Plays | 67 | 50 |
| Average gain per offensive play | 6.2 | 6.5 |
| NET YARDS RUSHING | 50 | 123 |
| Total Rushing Plays | 23 | 24 |
| Average gain per rushing play | 2.2 | 5.1 |
| Tackles for a loss-number and yards | 7-21 | 3-3 |
| NET YARDS PASSING | 368 | 205 |
| Times thrown - yards lost att. to pass. | 3-17 | 2-4 |
| Gross yards passing | 385 | 205 |
| PASS ATT-COMP-INT. | 41-28-1 | 24-15-0 |
| Average gain per pass play | 8.4 | 7.7 |
| KICKOFFS Number-In EZ-Touchbacks | 6-4-4 | 7-6-3 |
| PUNTS Number and Average | 2-47.5 | 2-41.5 |
| Had Blocked | 0 | 0 |
| FGs - PATS had blocked | 0-0 | 0-0 |
| Net Punting Average | 47.0 | 33.5 |
| TOTAL RETURN YARDS (not inc. kickoffs) | 16 | 45 |
| No. and Yards Punt Returns | 2-16 | 1-1 |
| No. and Yards Kickoff Returns | 4-89 | 1-24 |
| No. and Yards Interception Returns | 0-0 | 1-44 |
| PENALTIES Number and Yards | 4-86 | 4-45 |
| FUMBLE Number and Lost | 0-0 | 0-0 |
| TOUCHDOWNS | 3 | 4 |
| Rushing | 0 | 0 |
| Passing | 3 | 4 |
| EXTRA POINTS Made-Attempts | 3-3 | 4-4 |
| Kicking Made-Attempts | 3-3 | 4-4 |
| FIELD GOALS Made-Attempts | 2-3 | 2-2 |
| RED-ZONE EFFICIENCY | 1-3-33% | 4-5-80% |
| GOAL-TO-GO EFFICIENCY | 1-1-100% | 1-1-100% |
| SAFETIES | 0 | 0 |
| FINAL SCORE | 27 | 34 |
| TIME OF POSSESSION | 35:07 | 24:53 |

Lambeau Field, Sunday, Oct. 9, 2016. Attendance: 78,401. Time: 3:15. Weather: 49° F, Wind: E 7 mph.

GREEN BAY, Wis. — The Green Bay Packers got pushy on both sides of the line of scrimmage against the New York Giants. The offensive line kept Aaron Rodgers clean in the pocket and helped drive the running attack. Rodgers threw for 259 yards and two touchdown passes, and Green Bay's defense disrupted Eli Manning and limited Odell Beckham Jr. in a 23-16 win on Sunday night.

Manning was 18 of 35 for 199 yards and was sacked three times. The Giants (2-3) lost their third straight game, and the offense has struggled in road losses at Minnesota and Green Bay the last two weeks.

The Packers' defense contained the Giants in the red zone, holding New York to three field goals until late in the fourth quarter. The Giants managed just 43 yards on 15 carries against a defense ranked first against the run coming into the night.

Mike Daniels and Letroy Guion led the effort on the defensive line, with first-round draft pick Kenny Clark becoming a key sub. Beckham finished with five catches for 56 yards, but did get his first touchdown catch of the season.

The 8-yard score stood on replay review after the receiver jumped high in the air for Manning's pass and was ruled inbounds after straddling the back line of the end zone.

Randall Cobb was the Packers' most consistent receiver with nine catches for 108 yards.

Giants cornerback Janoris Jenkins had two interceptions in the first half, one coming on third-and-6 at the Giants 21 after a pass deflected off receiver Jordy Nelson's hands.

| New York Giants | | | |
|-----------------|------------|---------|---------------------|
| Offense | | Defense | |
| WR 13 | O.Beckham | LDE 90 | J.Pierre-Paul |
| LT 74 | E.Flowers | LDT 98 | D.Harrison |
| LG 67 | J.Pugh | RDT 95 | J.Hankins |
| C 70 | W.Richburg | RDE 54 | O.Vernon |
| RG 77 | J.Jerry | MLB 57 | K.Robinson |
| RT 68 | B.Hart | WLB 52 | J.Casillas |
| TE 45 | W.Tye | CB 25 | L.Hall |
| QB 10 | E.Manning | LCB 41 | D.Rodgers-Cromartie |
| WR 87 | S.Shepard | SS 21 | L.Collins |
| RB 26 | O.Darkwa | FS 33 | A.Adams |
| WR 80 | V.Cruz | RCB 20 | J.Jenkins |

| Green Bay Packers | | | |
|-------------------|-------------|---------|---------------|
| Offense | | Defense | |
| WR 87 | J.Nelson | NT 98 | L.Guion |
| LT 69 | D.Bakhtiari | DT 76 | M.Daniels |
| LG 65 | L.Taylor | LOLB 53 | N.Perry |
| C 73 | J.Tretter | ILB 47 | J.Ryan |
| RG 70 | T.Lang | ILB 50 | B.Martinez |
| RT 75 | B.Bulaga | ROLB 52 | C.Matthews |
| TE 82 | R.Rodgers | LCB 24 | Q.Rollins |
| WR 18 | R.Cobb | RCB 36 | L.Gunter |
| WR 17 | D.Adams | SS 42 | M.Burnett |
| QB 12 | A.Rodgers | FS 21 | H.Clinton-Dix |
| RB 27 | E.Lacy | CB 33 | M.Hyde |



Referee: Ed Hochuli (85)

| | 1 | 2 | 3 | 4 | OT | Total |
|-----------------|---|----|---|---|----|-------|
| New York Giants | 0 | 6 | 3 | 7 | 0 | 16 |
| Green Bay | 7 | 10 | 0 | 6 | 0 | 23 |

| | FIELD GOALS (made /) & missed |
|----------|--------------------------------|
| J.Brown | (47) (41) (30) |
| M.Crosby | (44) (33) (25) |

| Team | Qtr | Time | Play Description (Extra Point) (Drive Info) | NYG | GB |
|---------|-----|-------|--|-----|----|
| Packers | 1 | 6:18 | J.Nelson 2 yd. pass from A.Rodgers (M.Crosby kick) (16-75, 8:42) | 0 | 7 |
| Giants | 2 | 8:21 | J.Brown 47 yd. Field Goal (5-26, 1:24) | 3 | 7 |
| Packers | 2 | 6:01 | D.Adams 29 yd. pass from A.Rodgers (M.Crosby kick) (5-80, 2:20) | 3 | 14 |
| Giants | 2 | 1:51 | J.Brown 41 yd. Field Goal (5-17, 1:13) | 6 | 14 |
| Packers | 2 | 0:00 | M.Crosby 44 yd. Field Goal (4-5, 1:15) | 6 | 17 |
| Giants | 3 | 5:26 | J.Brown 30 yd. Field Goal (9-41, 1:43) | 9 | 17 |
| Packers | 4 | 13:46 | M.Crosby 33 yd. Field Goal (9-65, 4:46) | 9 | 20 |
| Packers | 4 | 6:39 | M.Crosby 25 yd. Field Goal (13-73, 6:22) | 9 | 23 |
| Giants | 4 | 2:54 | O.Beckham 8 yd. pass from E.Manning (J.Brown kick) (10-63, 3:45) | 16 | 23 |

Solo Tackles-Assists-Sacks: M.Hyde 7-3-1, H.Clinton-Dix 6-0-0, J.Ryan 5-1-0, M.Burnett 5-0-0, N.Perry 3-1-1, Q.Rollins 3-1-0, K.Fackrell 3-0-1, C.Matthews 3-0-1, B.Martinez 2-1-0, K.Clark 1-1-0, M.Daniels 1-1-0, D.Jones 1-1-0, J.Thomas 1-1-0, L.Guion 0-2-0, J.Peppers 1-0-0, L.Gunter 0-1-0, D.Lowry 0-1-0.

| New York Giants | | | | | |
|-----------------|-----|----|-----|----|----|
| Rushing | Att | Yd | Avg | Lg | TD |
| B.Rainey | 5 | 22 | 4.4 | 14 | 0 |
| O.Darkwa | 7 | 11 | 1.6 | 6 | 0 |
| P.Perkins | 2 | 9 | 4.5 | 5 | 0 |
| E.Manning | 1 | 1 | 1.0 | 1 | 0 |
| Total | 15 | 43 | 2.9 | 14 | 0 |

| Green Bay Packers | | | | | |
|-------------------|-----|-----|-----|----|----|
| Rushing | Att | Yd | Avg | Lg | TD |
| E.Lacy | 11 | 81 | 7.4 | 31 | 0 |
| J.Starks | 12 | 33 | 2.8 | 10 | 0 |
| A.Ripkowski | 2 | 17 | 8.5 | 13 | 0 |
| A.Rodgers | 5 | 15 | 3.0 | 11 | 0 |
| T.Montgomery | 1 | 1 | 1.0 | 1 | 0 |
| R.Cobb | 1 | 0 | 0.0 | 0 | 0 |
| Total | 32 | 147 | 4.6 | 31 | 0 |

| New York Giants | | | | | |
|-----------------|-----|----|-----|----|----|
| Passing | Att | Cm | Yds | TD | Lg |
| E.Manning | 35 | 18 | 199 | 1 | 27 |
| O.Beckham | 0 | 0 | 0 | 0 | 0 |
| Total | 35 | 18 | 199 | 1 | 27 |

| Green Bay Packers | | | | | |
|-------------------|-----|----|-----|----|-----|
| Passing | Att | Cm | Yds | TD | Lg |
| A.Rodgers | 45 | 23 | 259 | 2 | 29t |
| Total | 45 | 23 | 259 | 2 | 29t |

| New York Giants | | | | | |
|-----------------|----|-----|------|----|----|
| Receiving | No | Yd | Avg | Lg | TD |
| B.Rainey | 6 | 52 | 8.7 | 18 | 0 |
| O.Beckham | 5 | 56 | 11.2 | 16 | 1 |
| W.Tye | 2 | 37 | 18.5 | 27 | 0 |
| J.Adams | 2 | 27 | 13.5 | 14 | 0 |
| S.Shepard | 2 | 14 | 7.0 | 10 | 0 |
| P.Perkins | 1 | 13 | 13.0 | 13 | 0 |
| Total | 18 | 199 | 11.1 | 27 | 1 |

| Green Bay Packers | | | | | |
|-------------------|----|-----|------|-----|----|
| Receiving | No | Yd | Avg | Lg | TD |
| R.Cobb | 9 | 108 | 12.0 | 21 | 0 |
| D.Adams | 5 | 35 | 7.0 | 29t | 0 |
| J.Nelson | 4 | 88 | 9.5 | 17 | 1 |
| J.Starks | 3 | 19 | 6.3 | 9 | 0 |
| R.Rodgers | 1 | 6 | 6.0 | 6 | 0 |
| E.Lacy | 1 | 3 | 3.0 | 3 | 0 |
| Total | 23 | 259 | 11.3 | 29t | 2 |

| New York Giants | | | | | |
|-----------------|----|----|-----|----|----|
| P>Returns | No | Yd | Avg | FC | Lg |
| D.Harris | 1 | 6 | 6.0 | 0 | 6 |
| O.Beckham | 0 | 0 | 0.0 | 1 | 0 |
| (out of bounds) | 2 | 0 | 0.0 | 0 | 0 |
| Total | 1 | 6 | 6.0 | 1 | 6 |

| Green Bay Packers | | | | | |
|-------------------|----|----|-----|----|----|
| P>Returns | No | Yd | Avg | FC | Lg |
| T.Davis | 1 | 3 | 3.0 | 2 | 3 |
| (downed) | 2 | 0 | 0.0 | 0 | 0 |
| (out of bounds) | 1 | 0 | 0.0 | 0 | 0 |
| Total | 1 | 3 | 3.0 | 2 | 3 |

| | Giants | Packers |
|--|----------|----------|
| TOTAL FIRST DOWNS | 14 | 23 |
| By Rushing | 2 | 9 |
| By Passing | 12 | 13 |
| By Penalty | 0 | 1 |
| THIRD-DOWN EFFICIENCY | 4-13-31% | 9-19-47% |
| FOURTH-DOWN EFFICIENCY | 0-0-0% | 0-0-0% |
| TOTAL NET YARDS | 221 | 406 |
| Total Offensive Plays | 54 | 77 |
| Average gain per offensive play | 4.1 | 5.3 |
| NET YARDS RUSHING | 43 | 147 |
| Total Rushing Plays | 15 | 32 |
| Average gain per rushing play | 2.9 | 4.6 |
| Tackles for a loss-number and yards | 3-3 | 3-5 |
| NET YARDS PASSING | 178 | 259 |
| Times thrown - yards lost att. to pass | 4-21 | 0-0 |
| Gross yards passing | 199 | 259 |
| PASS ATT-COMP-INT | 35-18-0 | 45-23-2 |
| Average gain per pass play | 4.6 | 5.8 |
| KICKOFFS Number-In Ez-Touchbacks | 5-3-3 | 5-4-1 |
| PUNTS Number and Average | 6-39.2 | 4-36.5 |
| Had Blocked | 0 | 0 |
| FGs - PATs had blocked | 0-0 | 0-0 |
| Net Punting Average | 38.7 | 35.0 |
| TOTAL RETURN YARDS (not inc. kickoffs) | 32 | 3 |
| No. and Yards Punt Returns | 1-6 | 1-3 |
| No. and Yards Kickoff Returns | 4-140 | 2-42 |
| No. and Yards Interception Returns | 2-26 | 0-0 |
| PENALTIES Number and Yards | 6-51 | 6-57 |
| FUMBLES Number and Lost | 1-1 | 1-0 |
| TOUCHDOWNS | 1 | 2 |
| Rushing | 0 | 0 |
| Passing | 1 | 2 |
| EXTRA POINTS Made-Attempts | 1-1 | 2-2 |
| Kicking Made-Attempts | 1-1 | 2-2 |
| FIELD GOALS Made-Attempts | 3-3 | 3-3 |
| RED-ZONE EFFICIENCY | 1-2-50% | 1-3-33% |
| GOAL-TO-GO EFFICIENCY | 0-0-0% | 1-2-50% |
| SAFETIES | 0 | 0 |
| FINAL SCORE | 16 | 23 |
| TIME OF POSSESSION | 23:22 | 36:38 |

Lambeau Field, Sunday, Oct. 16, 2016. Attendance: 78,481. Time: 3:09. Weather: 69° F, Humidity: 63 percent, Wind: NE 8 mph.

GREEN BAY, Wis. — Rookie Dak Prescott finished 18 of 27 and threw for 247 yards and three touchdowns, and the Cowboys forced four turnovers in a 30-16 win over the Green Bay Packers.

Prescott picked on a Packers secondary that played much of the game without their top three cornerbacks because of injuries.

The Packers had five fumbles on the day, losing three. The four turnovers were a season high for Green Bay (3-2).

Aaron Rodgers finished 31 of 42 for 294 yards.

The Packers didn't get into the end zone until Rodgers and Randall Cobb connected on a 6-yard touchdown pass with 6:53 left to get within 27-16.

Rodgers accounted for two turnovers with an interception to go with a fumble on first-and-goal at the Cowboys 1 with 1:10 left in the third quarter. It was a designed draw play out of an empty backfield.

Prescott's NFL-record streak for a quarterback at the start of his career without an interception ended at 176 pass attempts. He broke the mark of 162 previously held by New England's Tom Brady earlier in the game.

Dallas dented Green Bay's league-best run defense. The Packers had been allowing 42.8 yards per game entering Sunday. Dallas was averaging a league-best 155.2 yards per game.

Rookie Ezekiel Elliott finished with 157 yards on 28 carries, giving him 703 yards rushing — the second-most in a player's first six career games, behind only Eric Dickerson (787). Elliott also became the only rookie to rush for at least 130 yards in four consecutive games.



| Dallas Cowboys | | | | | | | | | | | Green Bay Packers | | | | | | | | | | | | | | | | | | | | | | | | | | | | | | | | | | | | | | | | | | | | | | | | | | | | | | | | | | | | | | | | | | | | | | | | | | | | | | | | | | | | | | | | | | | | | |
|----------------|----|----------|----|----|------------|---------|----|----------|----|----|-------------------|----|----|-------------|----|----|---------|----|----|------------|----|----|-----------|----|----|------------|---|----|-----------|------|----|-----------|----|----|-------------|-----|----|------------|----|----|--------|-----|----|------------|----|----|----------|-----|----|-------|----|----|---------|-----|----|-----------|----|----|--------|----|----|--------|----|----|--------|-----|----|----------|----|----|----------|----|----|-------------|----|----|-----------|----|----|-----------|----|---|------------|----|----|----------|----|----|--------|----|----|---------------|----|----|-----------|----|----|---------|----|----|-------------|---|----|--------|
| Offense | | | | | | Defense | | | | | Offense | | | | | | Defense | | | | | | | | | | | | | | | | | | | | | | | | | | | | | | | | | | | | | | | | | | | | | | | | | | | | | | | | | | | | | | | | | | | | | | | | | | | | | | | | | | | | | | | |
| WR | 19 | B.Butler | DE | 98 | T.Crawford | WR | 87 | J.Nelson | DE | 97 | K.Clark | LT | 69 | D.Bakhtiari | NT | 98 | L.Guion | LT | 65 | D.L.Taylor | DT | 76 | M.Daniels | LG | 65 | J.Crawford | C | 73 | J.Tretter | LOLB | 56 | J.Peppers | RG | 70 | T.Frederick | MLB | 59 | A.Hitchens | RT | 70 | T.Lang | ILB | 52 | C.Matthews | CB | 72 | Z.Martin | WLB | 50 | S.Lee | WR | 17 | D.Adams | LCB | 23 | D.Randall | TE | 68 | D.Free | CB | 39 | B.Carr | WR | 18 | R.Cobb | RCB | 36 | L.Gunter | RB | 82 | J.Witten | CB | 24 | M.Claiborne | WR | 17 | A.Rodgers | SS | 42 | M.Burnett | QB | 4 | D.Prescott | SS | 42 | B.Church | RB | 27 | E.Lacy | FS | 21 | H.Clinton-Dix | RB | 21 | E.Elliott | CB | 30 | A.Brown | FB | 22 | A.Ripkowski | S | 33 | M.Hyde |

Referee: Brad Allen (122)

| Dallas | 1 | 2 | 3 | 4 | OT | Total | | FIELD GOALS (made () & missed) |
|-----------|---|----|---|----|----|-------|----------|--|
| Green Bay | 7 | 10 | 3 | 10 | 0 | 30 | D.Bailey | (44) (22) (32) M.Crosby (37) (43) (34) |

| Team | Qtr | Time | Play Description (Extra Point) (Drive Info) | Yds | Da | GB |
|---------|-----|-------|---|-----|----|----|
| Cowboys | 1 | 10:03 | C.Beasley 1 yd. pass from D.Prescott (D.Bailey kick) (8-75, 4:57) | 1 | 0 | 0 |
| Packers | 1 | 5:11 | M.Crosby 37 yd. Field Goal (9-56, 4:52) | 3 | 7 | 3 |
| Packers | 2 | 12:16 | M.Crosby 43 yd. Field Goal (9-45, 4:08) | 3 | 7 | 6 |
| Cowboys | 2 | 6:01 | D.Bailey 44 yd. Field Goal (12-50, 6:15) | 3 | 10 | 6 |
| Cowboys | 2 | 0:27 | B.Butler 20 yd. pass from D.Prescott (D.Bailey kick) (5-97, 0:33) | 17 | 6 | 6 |
| Cowboys | 3 | 6:58 | D.Bailey 22 yd. Field Goal (7-47, 0:35) | 3 | 20 | 6 |
| Packers | 4 | 14:48 | M.Crosby 34 yd. Field Goal (4-0, 0:32) | 3 | 20 | 9 |
| Cowboys | 4 | 10:26 | C.Beasley 4 yd. pass from D.Prescott (D.Bailey kick) (7-75, 4:22) | 27 | 9 | 9 |
| Packers | 4 | 6:53 | R.Cobb 6 yd. pass from A.Rodgers (M.Crosby kick) (9-75, 3:33) | 27 | 16 | 16 |
| Cowboys | 4 | 3:41 | D.Bailey 32 yd. Field Goal (8-48, 3:12) | 3 | 30 | 16 |

Solo Tackles-Assists-Sacks: H.Clinton-

Dix 9-0-0, M.Burnett 6-2-0, J.Ryan 4-2-0,

B.Martinez 3-3-0, D.Jones 4-1-0, N.Perry 4-1-0,

L.Gunter 2-2-0, K.Clark 1-2-0, D.Goodson 2-0-

0, M.Hyde 2-0-0, D.Randall 2-0-0, M.Daniels

1-1-0, L.Guion 1-1-0, C.Matthews 1-1-0,

M.Pennel 1-1-0, J.Peppers 1-1-1, J.Elliott 0-2-

0, Team 0-0-1.

| Dallas Cowboys | | | | | Green Bay Packers | | | | | | |
|----------------|-----|-----|------|----|-------------------|--------------|-----|----|-----|----|----|
| Rushing | Att | Yd | Avg | Lg | TD | Rushing | Att | Yd | Avg | Lg | TD |
| E.Elliott | 28 | 157 | 5.6 | 29 | 0 | E.Lacy | 17 | 65 | 3.8 | 25 | 0 |
| L.Whitehead | 1 | 26 | 26.0 | 26 | 0 | A.Rodgers | 3 | 7 | 2.3 | 9 | 0 |
| D.Prescott | 1 | 6 | 6.0 | 6 | 0 | T.Montgomery | 3 | 6 | 2.0 | 6 | 0 |
| A.Morris | 3 | 2 | 0.7 | 1 | 0 | A.Ripkowski | 1 | 0 | 0.0 | 0 | 0 |
| Total | 33 | 191 | 5.8 | 29 | 0 | Total | 24 | 78 | 3.3 | 25 | 0 |

| Dallas Cowboys | | | | | Green Bay Packers | | | | | | | | |
|----------------|-----|-----|-----|----|-------------------|-----|-----------|-----|-----|-----|----|-----|---|
| Passing | Att | Com | Yds | TD | Lg | Int | Att | Com | Yds | TD | Lg | Int | |
| D.Prescott | 27 | 18 | 247 | 3 | 42 | 1 | A.Rodgers | 42 | 31 | 294 | 1 | 25 | 1 |
| Total | 27 | 18 | 247 | 3 | 42 | 1 | Total | 42 | 31 | 294 | 1 | 25 | 1 |

| Dallas Cowboys | | | | | Green Bay Packers | | | | | | |
|----------------|----|-----|------|----|-------------------|--------------|----|----|------|----|----|
| Receiving | No | Yd | Avg | Lg | TD | Receiving | No | Yd | Avg | Lg | TD |
| C.Beasley | 6 | 58 | 9.7 | 19 | 2 | T.Montgomery | 10 | 98 | 9.8 | 15 | 0 |
| T.Williams | 4 | 75 | 18.8 | 42 | 0 | R.Cobb | 7 | 53 | 7.6 | 17 | 1 |
| J.Witten | 4 | 42 | 10.5 | 14 | 0 | J.Nelson | 5 | 68 | 13.6 | 25 | 0 |
| E.Elliott | 2 | 17 | 8.5 | 15 | 0 | D.Adams | 2 | 34 | 17.0 | 22 | 0 |
| L.Whitehead | 1 | 35 | 35.0 | 35 | 0 | R.Rodgers | 2 | 15 | 7.5 | 12 | 0 |
| B.Butler | 1 | 20 | 20.0 | 20 | 1 | J.Janis | 2 | 14 | 7.0 | 8 | 0 |
| Total | 18 | 247 | 13.7 | 42 | 3 | E.Lacy | 1 | 6 | 6.0 | 6 | 0 |
| | | | | | | J.Perillo | 1 | 4 | 4.0 | 4 | 0 |
| | | | | | | A.Ripkowski | 1 | 2 | 2.0 | 2 | 0 |
| Total | 31 | 294 | 9.5 | 25 | 1 | | | | | | |

| Dallas Cowboys | | | | | Green Bay Packers | | | | | | |
|----------------|----|----|------|----|-------------------|------------|----|----|-----|----|----|
| Intercept. | No | Yd | Avg | Lg | TD | Intercept. | No | Yd | Avg | Lg | TD |
| B.Church | 1 | 14 | 14.0 | 14 | 0 | M.Burnett | 1 | 0 | 0.0 | 0 | 0 |
| Total | 1 | 14 | 14.0 | 14 | 0 | Total | 1 | 0 | 0.0 | 0 | 0 |

| Dallas Cowboys | | | | | Green Bay Packers | | | | | | | | |
|----------------|----|----|-----|----|-------------------|----|-----------|----|----|------|----|----|----|
| P>Returns | No | Yd | Avg | FC | Lg | TD | P>Returns | No | Yd | Avg | FC | Lg | TD |
| (downed) | 1 | 0 | 0.0 | 0 | 0 | 0 | T.Davis | 1 | 25 | 25.0 | 1 | 25 | 0 |
| Total | 0 | 0 | 0.0 | 0 | 0 | 0 | Total | 1 | 25 | 25.0 | 1 | 25 | 0 |

| Dallas Cowboys | | | | | Green Bay Packers | | | | | | |
|----------------|----|----|------|----|-------------------|--------------|----|----|------|----|----|
| K>Returns | No | Yd | Avg | Lg | TD | K>Returns | No | Yd | Avg | Lg | TD |
| L.Whitehead | 1 | 21 | 21.0 | 21 | 0 | T.Montgomery | 2 | 64 | 32.0 | 40 | 0 |
| (t'back) | 3 | 0 | 0.0 | 0 | 0 | (t'back) | 5 | 0 | 0.0 | 0 | 0 |
| Total | 1 | 21 | 21.0 | 21 | 0 | Total | 2 | 64 | 32.0 | 40 | 0 |

| | Cowboys | Packers |
|--|----------|----------|
| TOTAL FIRST DOWNS | 24 | 24 |
| By Rushing | 7 | 4 |
| By Passing | 14 | 17 |
| By Penalty | 3 | 3 |
| THIRD-DOWN EFFICIENCY | 3-11-27% | 7-13-54% |
| FOURTH-DOWN EFFICIENCY | 1-1-100% | 0-1-0% |
| TOTAL NET YARDS | 424 | 372 |
| Total Offensive Plays | 62 | 67 |
| Average gain per offensive play | 6.8 | 5.6 |
| NET YARDS RUSHING | 191 | 78 |
| Total Rushing Plays | 33 | 24 |
| Average gain per rushing play | 5.8 | 3.3 |
| Tackles for a loss-number and yards | 1-3 | 3-7 |
| NET YARDS PASSING | 233 | 294 |
| Times thrown - yards lost att. to pass | 2-14 | 1-0 |
| Gross yards passing | 247 | 294 |
| PASS ATT-COMP-INT. | 27-18-1 | 42-31-1 |
| Average gain per pass play | 8.0 | 6-8 |
| KICKOFFS Number-In EZ-Touchbacks | 7-6-5 | 5-3-3 |
| PUNTS Number and Average | 2-41.5 | 1-47.0 |
| Had blocked | 0 | 0 |
| FGs - PATs had blocked | 0-0 | 0-0 |
| Net Punting Average | 29.0 | 47.0 |
| TOTAL RETURN YARDS (not inc. kickoffs) | 14 | 25 |
| No. and Yards Punt Returns | 0 | 1-25 |
| No. and Yards Kickoff Returns | 1-21 | 2-64 |
| No. and Yards Interception Returns | 1-14 | 1-0 |
| PENALTIES Number and Yards | 7-60 | 5-23 |
| FUMBLES Number and Lost | 2-1 | 5-3 |
| TOUCHDOWNS | 3 | 1 |
| Rushing | 0 | 0 |
| Passing | 3 | 1 |
| EXTRA POINTS Made-Attempts | 3-3 | 1-1 |
| Kicking Made-Attempts | 3-3 | 1-1 |
| FIELD GOALS Made-Attempts | 3-3 | 3-3 |
| RED-ZONE EFFICIENCY | 2-4-50% | 1-4-25% |
| GOAL-TO-GO EFFICIENCY | 2-3-67% | 0-1-0% |
| SAFETIES | 0 | 0 |
| FINAL SCORE | 30 | 16 |
| TIME OF POSSESSION | 29:50 | 30:10 |

Lambeau Field, Thursday, Oct. 20, 2016. Attendance: 78,217. Time: 3:12. Weather: 47° F, Humidity: 63 percent, Wind: N 10 mph.

GREEN BAY, Wis. — Aaron Rodgers set a record. The Chicago Bears lost another quarterback. Rodgers was 39 of 56, setting a franchise mark for completions in a game, and threw for 326 yards and three touchdowns. Davante Adams and Ty Montgomery emerged as playmakers in the second half and the Packers beat the Bears, 26-10, on Thursday night.

The Packers (4-2) moved effectively on short gains most of the night, but couldn't break into the end zone until Adams caught the first of his two touchdown receptions with 9:11 left in the third quarter for a 13-10 lead.

Rodgers and Adams combined again for a 4-yard score on the first play of the fourth quarter for a 10-point lead.

The Bears (1-6) lost quarterback Brian Hoyer to a broken left arm in the second quarter. With Jay Cutler already out with a right thumb injury, Chicago turned to third-stringer Matt Barkley.

An offense that was already 31st in the league in scoring got worse. Barkley was 6 of 15 for 81 yards and two interceptions.

Kadeem Carey had 48 yards on 10 carries, including a 24-yarder. Receiver Alshon Jeffery was held to three catches for 33 yards against a Packers secondary without its top three cornerbacks because of injuries.

Adams, Montgomery and Cobb each finished with at least 10 receptions.

Adams had 13 catches for a career-high 132 yards. Cobb finished with 11 catches for 95 yards. Montgomery, who got the start in the backfield with running backs Eddie Lacy (ankle) and James Starks (knee) out, finished with 10 catches for 66 yards, and nine carries for 60 yards.

The Bears' only touchdown came from rookie pass-rushing linebacker Leonard Floyd, who forced Rodgers to fumble on third-and-10 from the 15 on a sack. Floyd recovered the ball in the end zone for a 10-6 lead, 30 seconds into the third quarter.



Chicago Bears

Green Bay Packers

| Offense | | | Defense | | |
|---------|--------------|--------|-----------------|-------|--------------|
| WR 17 | A.Jeffery | DE 96 | A.Hicks | WR 87 | J.Nelson |
| LT 72 | C.Leno | DE 98 | M.Ureins | DT 69 | D.Bakhtiari |
| LG 64 | E.Kush | OLB 94 | L.Floyd | LG 65 | L.Taylor |
| C 65 | C.Whitehair | ILB 50 | J.Freeman | C 73 | J.Tretter |
| RG 75 | K.Long | OLB 97 | W.Young | RG 70 | T.Lang |
| RT 70 | B.Massie | CB 21 | T.Porter | RE 75 | B.Bulaga |
| TE 86 | Z.Miller | S 29 | H.Jones-Quartey | RT 82 | R.Rodgers |
| QB 2 | B.Hoyer | S 28 | A.Amos | WR 18 | D.Cobb |
| RB 24 | J.Howard | CB 22 | C.LeBlanc | WR 17 | D.Adams |
| TE 84 | B.Braunecker | S 31 | C.Probinski | QB 12 | A.Rodgers |
| TE 82 | L.Paulsen | CB 37 | B.Callahan | RB 88 | T.Montgomery |

| Offense | | | Defense | | |
|---------|--------------|--------|---------------|---------|------------|
| WR 87 | J.Nelson | NT 98 | L.Guion | DT 76 | M.Daniels |
| DT 69 | D.Bakhtiari | OLB 53 | N.Perry | ILB 47 | J.Ryan |
| LG 65 | L.Taylor | ILB 50 | B.Martinez | ROLB 52 | C.Matthews |
| C 73 | J.Tretter | LCB 39 | D.Goodson | RCB 36 | L.Gunter |
| RG 70 | T.Lang | SS 42 | M.Burnett | SS 42 | M.Hyde |
| RE 75 | B.Bulaga | FS 21 | H.Clinton-Dix | CB 33 | M.Hyde |
| RT 82 | R.Rodgers | | | | |
| WR 18 | D.Cobb | | | | |
| WR 17 | D.Adams | | | | |
| QB 12 | A.Rodgers | | | | |
| RB 88 | T.Montgomery | | | | |

Referee: John Parry (132)

| | 1 | 2 | 3 | 4 | OT | Total |
|-----------|---|---|---|----|----|-------|
| Chicago | 0 | 3 | 7 | 0 | 0 | 10 |
| Green Bay | 3 | 3 | 7 | 13 | 0 | 26 |

FIELD GOALS (made () & missed)

| | | | |
|---------|------|----------|---------------|
| C.Barth | (39) | M.Crosby | (32) (40) 31B |
|---------|------|----------|---------------|

| Team | Qtr | Time | Play Description (Extra Point) (Drive Info) | Chi | GB |
|---------|-----|-------|--|-----|----|
| Packers | 1 | 8:53 | M.Crosby 32 yd. Field Goal (13-53, 5:19) | 0 | 3 |
| Bears | 2 | 1:56 | C.Barth 39 yd. Field Goal (9-54, 4:38) | 3 | 3 |
| Packers | 2 | 0:17 | M.Crosby 40 yd. Field Goal (10-53, 1:39) | 3 | 6 |
| Bears | 3 | 14:30 | L.Floyd fumble recovery in end zone (C.Barth kick) | 10 | 6 |
| Packers | 3 | 9:11 | D.Adams 5 yd. pass from A.Rodgers (M.Crosby kick) (13-85, 5:19) | 10 | 13 |
| Packers | 4 | 14:55 | D.Adams 4 yd. pass from A.Rodgers (M.Crosby kick) (8-88, 4:40) | 10 | 20 |
| Packers | 4 | 5:35 | R.Cobb 2 yd. pass from A.Rodgers (kick failed, wr) (13-74, 8:33) | 10 | 26 |

Solo Tackles-Assists-Sacks: M.Burnett 2-5-0, N.Perry 5-1-1, D.Goodson 3-2-0, J.Ryan 3-2-0, C.Clark 3-1-0, C.Matthews 3-1-0, M.Daniels 2-2-0, B.Martinez 2-2-0, L.Gunter 3-0-0, H.Clinton-Dix 2-1-0, M.Hyde 2-1-0, L.Guion 1-1-0, M.Pennel 0-2-0.

Chicago Bears

Green Bay Packers

| Rushing | Att | Yd | Avg | Lg | TD |
|-----------|-----|----|------|----|----|
| K.Carey | 10 | 48 | 4.8 | 24 | 0 |
| J.Howard | 7 | 22 | 3.1 | 11 | 0 |
| M.Barkley | 1 | -1 | -1.0 | -1 | 0 |
| Total | 18 | 69 | 3.8 | 24 | 0 |

| Rushing | Att | Yd | Avg | Lg | TD |
|--------------|-----|-----|-----|----|----|
| T.Montgomery | 9 | 60 | 6.7 | 30 | 0 |
| R.Cobb | 5 | 21 | 4.2 | 14 | 0 |
| A.Ripkowski | 3 | 8 | 2.7 | 4 | 0 |
| A.Rodgers | 2 | 7 | 3.5 | 8 | 0 |
| D.Jackson | 2 | 6 | 3.0 | 5 | 0 |
| K.Davis | 2 | 1 | 0.5 | 1 | 0 |
| Total | 23 | 103 | 4.5 | 30 | 0 |

Passing

Passing

| Att | Cm | Yds | TD | Lg | Int |
|-----------|----|-----|-----|----|-----|
| M.Barkley | 15 | 6 | 81 | 0 | 26 |
| B.Hoyer | 11 | 4 | 49 | 0 | 25 |
| Total | 26 | 10 | 130 | 0 | 26 |

| Att | Cm | Yds | TD | Lg | Int |
|-----------|----|-----|-----|----|-----|
| A.Rodgers | 56 | 39 | 326 | 3 | 25 |
| Total | 56 | 39 | 326 | 3 | 25 |

Receiving

Receiving

| No | Yd | Avg | Lg | TD |
|------------|----|-----|------|----|
| A.Jeffery | 3 | 33 | 11.0 | 11 |
| Z.Miller | 2 | 40 | 20.0 | 26 |
| J.Bellamy | 2 | 32 | 16.0 | 25 |
| C.Meredith | 1 | 12 | 12.0 | 12 |
| K.Carey | 1 | 9 | 9.0 | 9 |
| D.Thompson | 1 | 4 | 4.0 | 4 |
| Total | 10 | 130 | 13.0 | 26 |

| No | Yd | Avg | Lg | TD |
|--------------|----|-----|------|----|
| D.Adams | 13 | 132 | 10.2 | 24 |
| R.Cobb | 11 | 95 | 8.6 | 25 |
| T.Montgomery | 10 | 66 | 6.6 | 13 |
| J.Janis | 2 | 9 | 4.5 | 7 |
| J.Nelson | 2 | 9 | 4.5 | 9 |
| A.Ripkowski | 1 | 8 | 8.0 | 8 |
| D.Jackson | 1 | 7 | 7.0 | 7 |
| Total | 39 | 326 | 8.4 | 25 |

Intercept.

Intercept.

| No | Yd | Avg | Lg | TD |
|-------|----|-----|-----|----|
| Total | 0 | 0 | 0.0 | 0 |

| No | Yd | Avg | Lg | TD |
|------------|----|-----|-----|----|
| B.Martinez | 1 | 4 | 4.0 | 4 |
| N.Perry | 1 | 0 | 0.0 | 0 |
| Total | 2 | 4 | 2.0 | 4 |

P>Returns

P>Returns

| No | Yd | Avg | FC | Lg | TD |
|------------|----|-----|-----|----|----|
| B.Callahan | 0 | 0 | 0.0 | 1 | 0 |
| Total | 0 | 0 | 0.0 | 1 | 0 |

| No | Yd | Avg | FC | Lg | TD |
|---------|----|-----|-----|----|----|
| T.Davis | 1 | 6 | 6.0 | 4 | 6 |
| Total | 1 | 6 | 6.0 | 4 | 6 |

K>Returns

K>Returns

| No | Yd | Avg | Lg | TD |
|------------|----|-----|------|----|
| D.Thompson | 2 | 28 | 14.0 | 16 |
| (t'back) | 4 | 0 | 0.0 | 0 |
| Total | 2 | 28 | 14.0 | 16 |

| No | Yd | Avg | Lg | TD |
|----------|----|-----|------|----|
| K.Davis | 1 | 18 | 18.0 | 18 |
| J.Janis | 1 | 17 | 17.0 | 17 |
| (t'back) | 1 | 0 | 0.0 | 0 |
| Total | 2 | 35 | 17.5 | 18 |

| | Bears | Packers |
|---|----------|------------|
| TOTAL FIRST DOWNS | 13 | 32 |
| By Rushing | 3 | 5 |
| By Passing | 9 | 21 |
| By Penalty | 1 | 6 |
| THIRD-DOWN EFFICIENCY | 2-8-25.2 | 9-16-56.9% |
| FOURTH-DOWN EFFICIENCY | 0-0-0% | 1-2-50% |
| TOTAL NET YARDS | 189 | 406 |
| Total Offensive Plays | 45 | 81 |
| Average gain per offensive play | 4.2 | 5.0 |
| NET YARDS RUSHING | 69 | 103 |
| Total Rushing Plays | 18 | 23 |
| Average gain per rushing play | 3.8 | 4.5 |
| Tackles for a loss-number and yards | 2-2 | 0-0 |
| NET YARDS PASSING | 120 | 303 |
| Times thrown - yards lost att. to pass. | 1-10 | 2-23 |
| Gross yards passing | 130 | 326 |
| PASS ATT-COMP-INT | 26-10-2 | 56-39-0 |
| Average gain per pass play | 4.4 | 5.2 |
| KICKOFFS Number-In EZ-Touchbacks | 3-3-1 | 6-4-4 |
| PUNTS Number and Average | 5-45.0 | 1-46.0 |
| Had Blocked | 0 | 0 |
| FGs - PATs had blocked | 0-0 | 1-0 |
| Net Punting Average | 43.8 | 46.0 |
| TOTAL RETURN YARDS (not inc. kickoffs) | 0 | 10 |
| No. and Yards Punt Returns | 0-0 | 1-6 |
| No. and Yards Kickoff Returns | 2-28 | 2-35 |
| No. and Yards Interception Returns | 0-0 | 2-4 |
| PENALTIES Number and Yards | 10-108 | 9-56 |
| FUMBLES Number and Lost | 0-0-0 | 2-1 |
| TOUCHDOWNS | 1 | 3 |
| Rushing | 0 | 0 |
| Passing | 0 | 3 |
| Fumbles | 1 | 0 |
| EXTRA POINTS Made-Attempts | 1-1 | 2-3 |
| Kicking Made-Attempts | 1-1 | 2-3 |
| FIELD GOALS Made-Attempts | 1-1 | 2-3 |
| RED-ZONE EFFICIENCY | 0-0-0% | 3-6-50% |
| GOAL-TO-GO EFFICIENCY | 0-0-0% | 3-4-75% |
| SAFETIES | 0 | 0 |
| FINAL SCORE | 10 | 26 |
| TIME OF POSSESSION | 20:24 | 39:36 |

Georgia Dome, Sunday, Oct. 30, 2016. Attendance: 70,165. Time: 3:06. Weather: Indoors.

ATLANTA — The Atlanta Falcons found themselves in another tight game. This time, they came through with the winning play. After two excruciating losses, the Falcons rallied for a 33-32 victory over the Green Bay Packers when Matt Ryan threw an 11-yard touchdown pass to Mohamed Sanu with 31 seconds remaining Sunday.

With Julio Jones shut down in the second half, Ryan turned to Sanu to bail out Atlanta (5-3). He caught five passes for 50 yards on the final possession, the last of them a touchdown pass in the back of the end zone after he got matched against linebacker Jake Ryan.

Sanu had nine catches for 84 yards, both season highs in his first year with the Falcons. Atlanta needed every one of them, since Jones was held to three catches for 29 yards and targeted only once in the second half — a dropped pass on the final possession.

Ryan was 28 of 35 for 288 yards and three touchdowns.

Aaron Rodgers threw for 246 yards, teaming up with a bunch of young receivers as the banged-up Packers played without six starters. Linebacker Clay Matthews and receiver Randall Cobb were among those who couldn't go because of hamstring injuries.

Three Green Bay receivers — Geronimo Allison, Trevor Davis and Jeff Janis — got their first career regular-season touchdowns. Allison, in fact, had just been promoted from the practice squad and never caught a pass in an NFL game. Ditto for Davis, a rookie who had mainly been used as a returner.

The Packers took a 32-26 lead after the Falcons were caught with too many men on the field, giving Green Bay a first down rather than having to go for a fourth-and-1. Rodgers went to Janis for a 7-yard touchdown with 3:58 remaining, followed by a 2-point conversion.



| Green Bay Packers | | | | | | | | | | Atlanta Falcons | | | | | | | | | | | | | |
|-------------------|----|-----------|------|----|------------|----|----|-----------|----|-----------------|------------|----|----|-------------|---------|----|---------------|----|----|-------------|----|----|-------------|
| Offense | | | | | Defense | | | | | Offense | | | | | Defense | | | | | | | | |
| WR | 87 | J.Nelson | NT | 98 | L.Guion | WR | 11 | J.Jones | DE | 50 | B.Reed | LT | 69 | D.Bakhtiari | DT | 76 | M.Daniels | LT | 70 | J.Matthews | DT | 95 | J.Babineaux |
| LG | 65 | L.Taylor | LOLB | 56 | J.Peppers | LG | 67 | A.Levitre | DT | 97 | G.Jarrett | C | 73 | J.Tretter | ILB | 47 | J.Ryan | C | 51 | A.Mack | DE | 94 | T.Jackson |
| RG | 70 | T.Lang | ILB | 50 | B.Martinez | RG | 65 | C.Chester | LB | 41 | P.Wheeler | RT | 75 | B.Bulaga | ROLB | 53 | M.Perry | RT | 73 | R.Schraeder | LB | 45 | D.Jones |
| TE | 82 | R.Rodgers | RCB | 39 | D.Goodson | TE | 81 | A.Hooper | LB | 59 | D.Campbell | TE | 80 | J.Perillo | RCB | 33 | M.Hyde | WR | 12 | M.Sanu | CB | 23 | R.Alford |
| WR | 17 | D.Adams | CB | 36 | L.Gunter | QB | 2 | M.Ryan | CB | 21 | D.Trufant | QB | 12 | A.Rodgers | SS | 42 | M.Burnett | RB | 24 | D.Freeman | S | 37 | R.Allen |
| QB | 12 | A.Rodgers | SS | 42 | M.Burnett | FB | 42 | P.DiMarco | S | 22 | K.Neal | RB | 34 | D.Jackson | FS | 21 | H.Clinton-Dix | | | | | | |

| Green Bay | 1 | 2 | 3 | 4 | OT | Total | FIELD GOALS (made () & missed) | |
|-----------|----|----|---|---|----|-------|---------------------------------|-----------|
| Green Bay | 7 | 17 | 0 | 8 | 0 | 32 | M.Crosby | (29) |
| Atlanta | 10 | 9 | 7 | 7 | 0 | 33 | M.Bryant | (36) (40) |

| Team | Qtr | Time | Play Description (Extra Point) (Drive Info) | GB | Atl |
|---------|-----|-------|---|----|-----|
| Falcons | 1 | 9:41 | M.Bryant 36 yd. Field Goal (10-57, 5:19) | 0 | 3 |
| Packers | 1 | 6:08 | J.Nelson 5 yd. pass from A.Rodgers (M.Crosby kick) (6-75, 3:33) | 7 | 3 |
| Falcons | 1 | 4:28 | T.Gabriel 47 yd. pass from M.Ryan (M.Bryant kick) (3-71, 1:40) | 7 | 10 |
| Packers | 2 | 11:53 | G.Allison 4 yd. pass from A.Rodgers (M.Crosby kick) (14-75, 7:35) | 14 | 10 |
| Falcons | 2 | 8:52 | M.Bryant 40 yd. Field Goal (6-48, 3:01) | 14 | 13 |
| Packers | 2 | 4:22 | T.Davis 9 yd. pass from A.Rodgers (M.Crosby kick) (4-15, 1:24) | 21 | 13 |
| Falcons | 2 | 0:27 | D.Freeman 5 yd. pass from M.Ryan (run failed) (7-75, 3:55) | 21 | 19 |
| Packers | 2 | 0:00 | M.Crosby 29 yd. Field Goal (4-64, 0:27) | 24 | 19 |
| Falcons | 3 | 3:31 | D.Freeman 1 yd. run (M.Bryant kick) (14-80, 7:31) | 24 | 26 |
| Packers | 4 | 3:58 | J.Janis 7 yd. pass from A.Rodgers (A.Rodgers run) (13-86, 8:33) | 32 | 26 |
| Falcons | 4 | 0:31 | M.Sanu 11 yd. pass from M.Ryan (M.Bryant kick) (11-75, 3:27) | 32 | 33 |

| Solo Tackles-Assists-Sacks: | | J.Ryan |
|-----------------------------|-----------------|------------------|
| 10-0-0 | M.Burnett 9-0-0 | D.Goodson 5-1-0 |
| H.Clinton-Dix 5-0-0 | L.Gunter 5-0-0 | B.Martinez 4-1-0 |
| J.Thomas 4-1-0 | L.Guion 2-2-0 | N.Perry 1-2-0 |
| M.Hyde 2-0-0 | K.Brice 1-0-0 | M.Daniels 1-0-1 |
| J.Elliott 1-0-0 | J.Peppers 1-0-1 | K.Clark 0-1-0 |
| D.Jones 0-1-0 | M.Pennel 0-1-0 | |

| Green Bay Packers | | | | | Atlanta Falcons | | | | | Packers | | Falcons | | | |
|--|-----|-----|------|----|-----------------|-----------|-----|-----|-----|---------|----|------------------------|----------|----------|----------|
| Rushing | Att | Yd | Avg | Lg | TD | Rushing | Att | Yd | Avg | Lg | TD | TOTAL FIRST DOWNS | | | |
| A.Rodgers | 6 | 60 | 10.0 | 23 | 0 | T.Ward | 6 | 46 | 7.7 | 26 | 0 | By Rushing | 5 | 6 | |
| A.Ripkowski | 6 | 34 | 5.7 | 12 | 0 | D.Freeman | 11 | 35 | 3.2 | 17 | 1 | By Passing | 16 | 16 | |
| D.Jackson | 4 | 10 | 2.5 | 7 | 0 | M.Ryan | 2 | 9 | 4.5 | 10 | 0 | By Penalty | 3 | 3 | |
| K.Davis | 3 | 4 | 1.3 | 4 | 0 | Total | 19 | 90 | 4.7 | 26 | 1 | THIRD-DOWN EFFICIENCY | 6-10-60% | 4-9-44% | |
| Total | 19 | 108 | 5.7 | 23 | 0 | Total | 35 | 288 | 8.2 | 47 | 1 | FOURTH-DOWN EFFICIENCY | 0-1-0% | 1-1-100% | |
| TOTAL NET YARDS | | | | | | | | | | | | | | | |
| Total Offensive Plays | | | | | | | | | | | | | | 331 | 367 |
| Average gain per offensive play | | | | | | | | | | | | | | 6.0 | 5.6 |
| NET YARDS RUSHING | | | | | | | | | | | | | | 108 | 90 |
| Total Rushing Plays | | | | | | | | | | | | | | 19 | 19 |
| Average gain per rushing play | | | | | | | | | | | | | | 5.7 | 4.7 |
| Tackles for a loss-number and yards | | | | | | | | | | | | | | 1-1 | 2-2 |
| NET YARDS PASSING | | | | | | | | | | | | | | 223 | 277 |
| Times thrown - yards lost att. to pass | | | | | | | | | | | | | | 3-23 | 2-11 |
| Gross yards passing | | | | | | | | | | | | | | 246 | 288 |
| PASS ATT-COMP-INT | | | | | | | | | | | | | | 38-28-0 | 35-28-0 |
| Average gain per pass play | | | | | | | | | | | | | | 5.4 | 7.5 |
| KICKOFFS Number-In EZ-Touchbacks | | | | | | | | | | | | | | 5-4-4 | 7-7-7 |
| PUNTS Number and Average | | | | | | | | | | | | | | 3-54.3 | 2-50.5 |
| Had Blocked | | | | | | | | | | | | | | 0 | 0 |
| FGs - PATs had blocked | | | | | | | | | | | | | | 0-0 | 0-0 |
| Net Punting Average | | | | | | | | | | | | | | 38.3 | 20.5 |
| TOTAL RETURN YARDS (not inc. kickoffs) | | | | | | | | | | | | | | 60 | 28 |
| No. and Yards Pun Returns | | | | | | | | | | | | | | 2-60 | 2-28 |
| No. and Yards Kickoff Returns | | | | | | | | | | | | | | 0-0 | 1-21 |
| No. and Yards Interception Returns | | | | | | | | | | | | | | 0-0 | 0-0 |
| PENALTIES Number and Yards | | | | | | | | | | | | | | 6-68 | 7-46 |
| FUMBLES Number and Lost | | | | | | | | | | | | | | 1-0 | 0-0 |
| TOUCHDOWNS | | | | | | | | | | | | | | 4 | 4 |
| Rushing | | | | | | | | | | | | | | 0 | 1 |
| Passing | | | | | | | | | | | | | | 4 | 3 |
| EXTRA POINTS Made-Attempts | | | | | | | | | | | | | | 4-4 | 3-4 |
| Kicking Made-Attempts | | | | | | | | | | | | | | 3-3 | 3-3 |
| Rushing Made-Attempts | | | | | | | | | | | | | | 1-1 | 0-1 |
| FIELD GOALS Made-Attempts | | | | | | | | | | | | | | 1-1 | 2-2 |
| RED-ZONE EFFICIENCY | | | | | | | | | | | | | | 4-5-80% | 3-4-75% |
| GOAL-TO-GO EFFICIENCY | | | | | | | | | | | | | | 3-3-100% | 2-2-100% |
| SAFETIES | | | | | | | | | | | | | | 0 | 0 |
| FINAL SCORE | | | | | | | | | | | | | | 32 | 33 |
| TIME OF POSSESSION | | | | | | | | | | | | | | 31:17 | 28:43 |

Lambeau Field, Sunday, Nov. 6, 2016. Attendance: 78,437. Time: 3:09. Weather: 68° F, Humidity: 55 percent, Wind: S 7 mph.

GREEN BAY, Wis. — The Colts survived for a 31-26 win on Sunday after letting an 18-play lead with 9:35 left nearly disappear.

Jordan Todman had a 99-yard return for a touchdown on the opening kickoff. Frank Gore rushed for two touchdowns and Andrew Luck shook off two interceptions in the first quarter to finish with 281 yards passing and a touchdown.

Aaron Rodgers' 3-yard touchdown pass to Randall Cobb with 3:29 left got Green Bay (4-4) within five, capping a 14-point spurt in four-plus minutes. Rodgers finished 26 of 43 for 297 yards with three scores and an interception.

Luck responded on the Colts' next drive with what head coach Chuck Pagano called "two unbelievable plays."

The quarterback dodged a potential sack by blitzing safety Ha Ha Clinton-Dix to throw a 20-yard pass on third-and-10 with 3:07 left to tight end Jack Doyle. Luck also found T.Y. Hilton for a 27-yard completion on third-and-2 with two minutes left to put the game away. He finished 23 of 36, throwing both interceptions to Clinton-Dix.

Luck maneuvered out of other tight spots, including a 7-yard scramble on a bootleg on third-and-1 with 37 seconds left in the second quarter. He deftly engineered a 15-play, 96-yard drive that ended with an 8-yard touchdown pass to Donte Moncrief with 11 seconds left to give Indianapolis a 24-10 halftime lead.

Familiar problems surfaced early for the Packers, who lost their second straight game. The offense had trouble getting going until the fourth quarter.



| Indianapolis Colts | | | |
|--------------------|------------|---------|------------|
| Offense | | Defense | |
| WR 10 | D.Moncrief | NT 54 | D.Parry |
| LT 74 | A.Castonzo | DT 97 | A.Jones |
| LG 72 | J.Harrison | SLB 93 | E.Walden |
| C 78 | R.Kelly | MIKE 52 | D.Jackson |
| RG 71 | D.Good | RUSH 98 | R.Mathis |
| RT 73 | J.Haeg | LCB 25 | P.Robinson |
| TE 83 | D.Allen | SS 32 | T.Green |
| WR 13 | T.Hilton | FS 26 | C.Geathers |
| QB 12 | A.Luck | RCB 21 | V.Davis |
| TE 84 | J.Doyle | CB 20 | D.Butler |
| RB 23 | F.Gore | CB 30 | R.Melvin |

| Green Bay Packers | | | |
|-------------------|--------------|---------|---------------|
| Offense | | Defense | |
| WR 87 | J.Nelson | NT 98 | L.Guion |
| LT 69 | D.Bakhtiari | DT 76 | M.Daniels |
| LG 65 | L.Taylor | LOLB 53 | N.Perry |
| C 63 | C.Linsley | ILB 47 | J.Ryan |
| RG 70 | T.Lang | ILB 50 | B.Martinez |
| RT 75 | B.Bulaga | ROLB 56 | J.Peppers |
| WR 83 | J.Janis | LCB 24 | Q.Rollins |
| WR 17 | D.Adams | RCB 36 | L.Guion |
| QB 12 | A.Rodgers | CB 33 | M.Hyde |
| RB 88 | T.Montgomery | SS 42 | M.Burnett |
| FB 22 | A.Ripkowski | FS 21 | H.Clinton-Dix |

Referee: Tony Corrente (99)

| | 1 | 2 | 3 | 4 | OT | Total |
|--------------|----|----|---|----|----|-------|
| Indianapolis | 14 | 10 | 0 | 7 | 0 | 31 |
| Green Bay | 10 | 0 | 3 | 13 | 0 | 26 |

FIELD GOALS (made () & missed)

| | | | |
|-------------|------|----------|----------------|
| A.Vinatieri | (28) | M.Crosby | (34) 48WL (27) |
|-------------|------|----------|----------------|

| Team | Qtr | Time | Play Description (Extra Point) (Drive Info) | Ind | GB |
|---------|-----|-------|--|-----|----|
| Colts | 1 | 14:47 | J.Todman 99 yd. kickoff return (A.Vinatieri kick) (0-0, 0:13) | 7 | 0 |
| Packers | 1 | 10:46 | M.Crosby 34 yd. Field Goal (9-53, 4:01) | 7 | 3 |
| Colts | 1 | 4:28 | F.Gore 7 yd. run (A.Vinatieri kick) (7-62, 3:07) | 14 | 3 |
| Packers | 1 | 0:00 | J.Nelson 26 yd. pass from A.Rodgers (M.Crosby kick) (4-47, 1:25) | 14 | 10 |
| Colts | 2 | 12:05 | A.Vinatieri 28 yd. Field Goal (6-35, 2:55) | 17 | 10 |
| Colts | 2 | 0:11 | D.Moncrief 8 yd. pass from A.Luck (A.Vinatieri kick) (15-96, 5:33) | 24 | 10 |
| Packers | 3 | 1:46 | M.Crosby 27 yd. Field Goal (10-65, 5:38) | 24 | 13 |
| Colts | 4 | 9:35 | F.Gore 4 yd. run (A.Vinatieri kick) (6-71, 2:53) | 31 | 13 |
| Packers | 4 | 7:40 | D.Adams 2 yd. pass from A.Rodgers (pass failed) (6-75, 1:55) | 31 | 19 |
| Packers | 4 | 3:29 | R.Cobb 3 yd. pass from A.Rodgers (M.Crosby kick) (7-90, 1:59) | 31 | 26 |

Solo Tackles-Assists-Sack: J.Ryan

| |
|--|
| 8-1-0, L.Guion 7-0-0, B.Martinez 5-1-0, M.Burnett 4-1-1, H.Clinton-Dix 2-2-0-5, K.Fackrell 3-0-0, M.Hyde 3-0-0, J.Thomas 3-0-0, M.Daniels 2-1-0, L.Guion 2-1-0, N.Perry 0-3-0-5, J.Peppers 2-0-0, Q.Rollins 2-0-0, K.Brice 1-0-0, D.Lowry 0-1-0. |
|--|

| Indianapolis Colts | | | | | |
|--------------------|-----|----|-----|----|----|
| Rushing | Att | Yd | Avg | Lg | TD |
| F.Gore | 19 | 60 | 3.2 | 11 | 2 |
| A.Luck | 7 | 15 | 2.1 | 7 | 0 |
| R.Turbin | 2 | 10 | 5.0 | 7 | 0 |
| Total | 28 | 85 | 3.0 | 11 | 2 |

| Green Bay Packers | | | | | |
|-------------------|-----|-----|-----|----|----|
| Rushing | Att | Yd | Avg | Lg | TD |
| T.Montgomery | 7 | 53 | 7.6 | 24 | 0 |
| A.Rodgers | 6 | 43 | 7.2 | 21 | 0 |
| D.Jackson | 4 | 16 | 4.0 | 6 | 0 |
| A.Ripkowski | 2 | 4 | 2.0 | 2 | 0 |
| Total | 19 | 116 | 6.1 | 24 | 0 |

| Passing | | | | | | |
|---------|-----|-----|-----|----|-----|---|
| Att | Com | Yds | TD | Lg | Int | |
| A.Luck | 36 | 23 | 281 | 1 | 39 | 2 |
| Total | 36 | 23 | 281 | 1 | 39 | 2 |

| Passing | | | | | | |
|-----------|-----|-----|-----|----|-----|---|
| Att | Com | Yds | TD | Lg | Int | |
| A.Rodgers | 43 | 26 | 297 | 3 | 40 | 1 |
| Total | 43 | 26 | 297 | 3 | 40 | 1 |

| Receiving | | | | | |
|------------|----|-----|------|----|---|
| No | Yd | Avg | Lg | TD | |
| T.Hilton | 6 | 82 | 13.7 | 27 | 0 |
| J.Doyle | 5 | 61 | 12.2 | 20 | 0 |
| D.Moncrief | 3 | 55 | 18.3 | 39 | 1 |
| P.Dorsett | 2 | 28 | 14.0 | 15 | 0 |
| R.Turbin | 2 | 13 | 6.5 | 9 | 0 |
| F.Gore | 2 | 11 | 5.5 | 11 | 0 |
| D.Allen | 1 | 15 | 15.0 | 15 | 1 |
| J.Ferguson | 1 | 9 | 9.0 | 9 | 0 |
| E.Swoope | 1 | 7 | 7.0 | 7 | 0 |
| Total | 23 | 281 | 12.2 | 39 | 1 |

| Receiving | | | | | |
|--------------|----|-----|------|----|---|
| No | Yd | Avg | Lg | TD | |
| J.Nelson | 7 | 94 | 13.4 | 26 | 1 |
| R.Rodgers | 6 | 44 | 10.7 | 22 | 0 |
| D.Adams | 4 | 41 | 10.3 | 40 | 1 |
| T.Montgomery | 3 | 38 | 12.7 | 18 | 0 |
| J.Perillo | 2 | 18 | 9.0 | 9 | 0 |
| R.Cobb | 2 | 14 | 7.0 | 11 | 1 |
| J.Janis | 1 | 25 | 25.0 | 25 | 0 |
| A.Ripkowski | 1 | 3 | 3.0 | 3 | 0 |
| Total | 26 | 297 | 11.4 | 40 | 3 |

| Intercept. | | | | |
|------------|----|-----|-----|----|
| No | Yd | Avg | Lg | TD |
| D.Butler | 1 | 0 | 0.0 | 0 |
| Total | 1 | 0 | 0.0 | 0 |

| Intercept. | | | | |
|---------------|----|-----|------|----|
| No | Yd | Avg | Lg | TD |
| H.Clinton-Dix | 2 | 20 | 10.0 | 20 |
| Total | 2 | 20 | 10.0 | 20 |

| P>Returns | | | | | |
|-----------------|----|-----|-----|----|----|
| No | Yd | Avg | FC | Lg | TD |
| C.Rogers | 2 | 3 | 1.5 | 1 | 3 |
| (out of bounds) | 1 | 0 | 0.0 | 0 | 0 |
| Total | 2 | 3 | 1.5 | 1 | 3 |

| P>Returns | | | | | |
|-----------|----|-----|-----|----|----|
| No | Yd | Avg | FC | Lg | TD |
| T.Davis | 1 | 8 | 8.0 | 2 | 8 |
| (t'back) | 1 | 0 | 0.0 | 0 | 0 |
| Total | 1 | 8 | 8.0 | 2 | 8 |

| K>Returns | | | | | |
|-----------|----|-----|------|-----|---|
| No | Yd | Avg | Lg | TD | |
| J.Todman | 2 | 160 | 80.0 | 99t | 1 |
| (t'back) | 4 | 0 | 0.0 | 0 | 0 |
| Total | 2 | 160 | 80.0 | 99t | 1 |

| K>Returns | | | | | |
|-----------|----|-----|------|----|---|
| No | Yd | Avg | Lg | TD | |
| T.Davis | 3 | 64 | 21.3 | 26 | 0 |
| (t'back) | 3 | 0 | 0.0 | 0 | 0 |
| Total | 3 | 64 | 21.3 | 26 | 0 |

| | Colts | Packers |
|---|----------|----------|
| TOTAL FIRST DOWNS | 22 | 25 |
| By Rushing | 7 | 7 |
| By Passing | 14 | 16 |
| By Penalty | 1 | 2 |
| THIRD-DOWN EFFICIENCY | 7-14-50% | 4-12-33% |
| FOURTH-DOWN EFFICIENCY | 0-0-0% | 0-0-0% |
| TOTAL NET YARDS | 355 | 405 |
| Total Offensive Plays | 66 | 65 |
| Average gain per offensive play | 5.4 | 6.2 |
| NET YARDS RUSHING | 85 | 116 |
| Total Rushing Plays | 28 | 19 |
| Average gain per rushing play | 3.0 | 6.1 |
| Tackles for a loss-number and yards | 2-6 | 0-0 |
| NET YARDS PASSING | 270 | 289 |
| Times thrown - yards lost att. to pass. | 2-11 | 3-8 |
| Gross yards passing | 281 | 297 |
| PASS ATT-COMP-INT | 36-23-2 | 43-26-1 |
| Average gain per pass play | 7.1 | 6.3 |
| KICKOFFS Number-In EZ-Touchbacks | 6-3-3 | 6-5-4 |
| PUNTS Number and Average | 4-55.5 | 4-48.3 |
| Had Blocked | 0 | 0 |
| FGs - PATs had blocked | 0-0 | 0-0 |
| Net Punting Average | 48.5 | 47.5 |
| TOTAL RETURN YARDS (not inc. kickoffs) | 3 | 28 |
| No. and Yards Pun Return | 2-3 | 1-8 |
| No. and Yards Kickoff Returns | 2-160 | 3-64 |
| No. and Yards Interception Returns | 1-0 | 2-20 |
| PENALTIES Number and Yards | 4-35 | 4-25 |
| FUMBLES Number and Lost | 1-0 | 0-0 |
| TOUCHDOWNS | 4 | 3 |
| Rushing | 2 | 0 |
| Passing | 1 | 3 |
| Kickoff Returns | 1 | 0 |
| EXTRA POINTS Made-Attempts | 4-4 | 2-3 |
| Kicking Made-Attempts | 4-4 | 2-2 |
| Passing Made-Attempts | 0-0 | 0-1 |
| FIELD GOALS Made-Attempts | 1-1 | 2-3 |
| RED-ZONE EFFICIENCY | 3-4-75% | 2-4-50% |
| GOAL-TO-GO EFFICIENCY | 3-3-100% | 2-3-67% |
| SAFETIES | 0 | 0 |
| FINAL SCORE | 31 | 26 |
| TIME OF POSSESSION | 30:03 | 29:57 |

Nissan Stadium, Sunday, Nov. 13, 2016. Attendance: 69,116. Time: 3:36. Weather: 56° F, Humidity: 49 percent, Wind: E 3 mph.

NASHVILLE, Tenn. — Tennessee coach Mike Mularkey gambled on the opening play, wanting to send a message to his Titans to be as aggressive as possible. They didn't recover the onside kick. The Titans did little else during the rest of the game.

Marcus Mariota threw for 295 yards and four touchdowns and the Titans routed Green Bay, 47-25, on Sunday. Five different Titans scored a touchdown in the first half as Tennessee put together its best scoring performance this season with 35 points.

The defense forced a Packers three-and-out after the onside kick. Then DeMarco Murray took the Titans' opening play from scrimmage, running 75 yards for a touchdown. He finished with 123 yards and also threw a TD pass, becoming the first non-quarterback to do that for this franchise in the same game since Earl Campbell on Sept. 7, 1980, for the then-Houston Oilers.

Brian Orakpo had two of Tennessee's five sacks, and the Titans also forced three turnovers.

The Packers (4-5) started a three-game road swing by losing their third straight. Green Bay has lost four of five in dropping below .500 for the first time since 2013. The Packers finished by winning the NFC North that season.

Aaron Rodgers and Mariota came into this game tied for the most TD passes in the NFL over the previous five weeks with 13. Rodgers threw for 371 yards and two touchdowns, and he also ran for another. But Mariota completed his first 10 passes as Tennessee jumped on Green Bay, and he completed TD passes of 9, 32, 6 and 33 — each to a different receiver.



Green Bay Packers

| Offense | | Defense | |
|-------------------|---------------------|------------------|---------------------|
| WR 87 J.Nelson | DE 95 D.Jones | WR 18 R.Matthews | DE 90 D.Jones |
| LT 69 D.Bakhtiari | NT 98 L.Guion | TE 80 A.Fasano | DT 99 J.Casey |
| LG 65 L.Taylor | DT 76 M.Daniels | LT 77 T.Lewan | OLB 91 D.Morgan |
| C 63 C.Linsley | LOLB 53 N.Perry | LG 62 B.Schwenke | ILB 55 S.Spence |
| RG 70 T.Lang | ILB 48 J.Thomas | C 60 B.Jones | ILB 54 A.Williamson |
| RT 75 B.Bulaga | ILB 50 B.Martinez | RG 64 J.Kline | OLB 98 B.Orakpo |
| TE 82 R.Rodgers | ROLB 56 J.Peppers | RT 78 J.Conklin | CB 20 P.Cox |
| WR 18 R.Cobb | LCB 24 Q.Rollins | WR 19 T.Sharpe | SS 21 D.Searcy |
| WR 17 D.Adams | RCB 36 L.Gunter | QB 8 M.Mariota | FS 31 K.Byard |
| QB 12 A.Rodgers | SS 42 M.Burnett | FB 45 J.Fowler | CB 30 J.McCourty |
| RB 44 J.Starks | FS 21 H.Clinton-Dix | RB 29 D.Murray | DB 23 B.McCain |

Tennessee Titans

| Offense | | Defense | |
|------------------|---------------------|------------------|---------------------|
| WR 18 R.Matthews | DE 90 D.Jones | WR 18 R.Matthews | DE 90 D.Jones |
| TE 80 A.Fasano | DT 99 J.Casey | TE 80 A.Fasano | DT 99 J.Casey |
| LT 77 T.Lewan | OLB 91 D.Morgan | LT 77 T.Lewan | OLB 91 D.Morgan |
| LG 62 B.Schwenke | ILB 55 S.Spence | LG 62 B.Schwenke | ILB 55 S.Spence |
| C 60 B.Jones | ILB 54 A.Williamson | C 60 B.Jones | ILB 54 A.Williamson |
| RG 64 J.Kline | OLB 98 B.Orakpo | RG 64 J.Kline | OLB 98 B.Orakpo |
| RT 78 J.Conklin | CB 20 P.Cox | RT 78 J.Conklin | CB 20 P.Cox |
| WR 19 T.Sharpe | SS 21 D.Searcy | WR 19 T.Sharpe | SS 21 D.Searcy |
| QB 8 M.Mariota | FS 31 K.Byard | QB 8 M.Mariota | FS 31 K.Byard |
| FB 45 J.Fowler | CB 30 J.McCourty | FB 45 J.Fowler | CB 30 J.McCourty |
| RB 29 D.Murray | DB 23 B.McCain | RB 29 D.Murray | DB 23 B.McCain |

Referee: Jeff Triplette (42)

| | 1 | 2 | 3 | 4 | OT | Total |
|-----------|----|----|---|---|----|-------|
| Green Bay | 0 | 16 | 9 | 0 | 0 | 25 |
| Tennessee | 21 | 14 | 6 | 6 | 0 | 47 |

FIELD GOALS (made () & missed)

| | | | |
|----------|-----------|----------|-----------|
| M.Crosby | (29) (38) | R.Succop | (51) (23) |
|----------|-----------|----------|-----------|

| Team | Qtr | Time | Play Description (Extra Point) (Drive Info) | GB | Ten |
|---------|-----|-------|--|----|-----|
| Titans | 1 | 13:17 | D.Murray 75 yd. run (R.Succop kick) (1-80, 0:11) | 0 | 7 |
| Titans | 1 | 6:58 | D.Walker 10 yd. pass from D.Murray (R.Succop kick) (7-85, 3:26) | 0 | 14 |
| Titans | 1 | 0:08 | A.Fasano 9 yd. pass from M.Mariota (R.Succop kick) (9-71, 5:17) | 0 | 21 |
| Packers | 2 | 10:49 | J.Nelson 1 yd. pass from A.Rodgers (M.Crosby kick) (9-75, 4:19) | 7 | 21 |
| Titans | 2 | 8:45 | R.Matthews 32 yd. pass from M.Mariota (R.Succop kick) (4-75, 2:04) | 7 | 28 |
| Packers | 2 | 3:55 | M.Crosby 29 yd. Field Goal (8-64, 4:50) | 10 | 28 |
| Titans | 2 | 1:55 | K.Wright 6 yd. pass from M.Mariota (R.Succop kick) (3-12, 0:27) | 10 | 35 |
| Packers | 2 | 0:43 | J.Starks 13 yd. pass from A.Rodgers (kick failed, wl) (6-75, 1:12) | 16 | 35 |
| Packers | 3 | 8:53 | A.Rodgers 20 yd. run (run failed) (10-78, 4:12) | 22 | 35 |
| Titans | 3 | 6:27 | T.Sharpe 33 yd. pass from M.Mariota (pass failed) (5-55, 2:26) | 22 | 41 |
| Packers | 3 | 0:57 | M.Crosby 38 yd. Field Goal (11-46, 5:30) | 25 | 41 |
| Titans | 3 | 9:56 | R.Succop 51 yd. Field Goal (5-26, 2:04) | 25 | 44 |
| Titans | 4 | 4:52 | R.Succop 23 yd. Field Goal (9-44, 4:03) | 25 | 47 |

Solo Tackles Assists-Sacks: B.Martinez

| |
|---|
| 9-1-0, H.Clinton-Dix 6-1-0, J.Thomas 4-3-0, |
| M.Burnett 4-1-1, N.Perry 4-1-0, M.Hyde 3-2-0, |
| L.Gunter 2-1-0, K.Clark 1-2-0, J.Elliott 0-0-0, |
| D.Jones 2-0-0, M.Daniels 0-2-0, L.Guion 2-0-0, |
| O.K.Brice 1-0-0, K.Fackrell 1-0-0, D.Goodson |
| 1-0-0, D.Lowry 1-0-0, Q.Rollins 1-0-0, |
| M.Pennel 0-1-0. |

Green Bay Packers

| Rushing | Att | Yd | Avg | Lg | TD |
|--------------|-----|----|-----|-----|----|
| J.Starks | 7 | 33 | 4.7 | 11 | 0 |
| A.Rodgers | 3 | 27 | 9.0 | 20t | 1 |
| T.Montgomery | 3 | 9 | 3.0 | 5 | 0 |
| Total | 13 | 69 | 5.3 | 20t | 1 |

| Passing | Att | Cm | Yds | TD | Lg | Int |
|-----------|-----|----|-----|----|----|-----|
| A.Rodgers | 51 | 31 | 371 | 2 | 46 | 2 |
| B.Hundley | 4 | 1 | 8 | 0 | 8 | 0 |
| Total | 55 | 32 | 379 | 2 | 46 | 2 |

| Receiving | No | Yd | Avg | Lg | TD |
|--------------|----|-----|------|-----|----|
| J.Nelson | 12 | 126 | 10.5 | 20 | 1 |
| D.Adams | 6 | 156 | 26.0 | 46 | 0 |
| R.Cobb | 4 | 31 | 7.8 | 11 | 0 |
| R.Rodgers | 4 | 27 | 6.8 | 12 | 0 |
| J.Starks | 3 | 11 | 3.7 | 13t | 1 |
| T.Montgomery | 2 | 11 | 5.5 | 8 | 0 |
| G.Allison | 1 | 17 | 17.0 | 17 | 0 |
| Total | 32 | 379 | 11.8 | 46 | 2 |

| Intercept. | No | Yd | Avg | Lg | TD |
|------------|----|----|-----|----|----|
| Total | 0 | 0 | 0.0 | 0 | 0 |

| P>Returns | No | Yd | Avg | FC | Lg | TD |
|-----------|----|----|-----|----|----|----|
| T.Davis | 2 | 12 | 6.0 | 0 | 12 | 0 |
| M.Hyde | 1 | 2 | 2.0 | 1 | 2 | 0 |
| Total | 3 | 14 | 4.7 | 1 | 12 | 0 |

Tennessee Titans

| Rushing | Att | Yd | Avg | Lg | TD |
|-----------|-----|-----|-----|-----|----|
| D.Murray | 17 | 123 | 7.2 | 75t | 1 |
| D.Heny | 9 | 31 | 3.4 | 19 | 0 |
| M.Mariota | 5 | 0 | 0.0 | 6 | 0 |
| Total | 31 | 154 | 5.0 | 75t | 1 |

| Passing | Att | Cm | Yds | TD | Lg | Int |
|-----------|-----|----|-----|----|-----|-----|
| M.Mariota | 26 | 19 | 295 | 4 | 41 | 0 |
| D.Murray | 1 | 1 | 10 | 1 | 10t | 0 |
| Total | 27 | 20 | 305 | 5 | 41 | 0 |

| Receiving | No | Yd | Avg | Lg | TD |
|------------|----|-----|------|-----|----|
| D.Walker | 9 | 124 | 13.8 | 41 | 1 |
| T.Sharpe | 3 | 68 | 22.7 | 33t | 1 |
| R.Matthews | 3 | 63 | 21.0 | 32t | 1 |
| D.Murray | 2 | 33 | 16.5 | 35 | 0 |
| K.Wright | 2 | 8 | 4.0 | 6t | 1 |
| A.Fasano | 1 | 9 | 9.0 | 9t | 1 |
| Total | 20 | 305 | 15.3 | 41 | 5 |

| Intercept. | No | Yd | Avg | Lg | TD |
|------------|----|----|------|----|----|
| B.McCain | 1 | 33 | 33.0 | 33 | 0 |
| P.Cox | 1 | 0 | 0.0 | 0 | 0 |
| Total | 2 | 33 | 16.5 | 33 | 0 |

| P>Returns | No | Yd | Avg | FC | Lg | TD |
|-----------|----|----|------|----|----|----|
| M.Mariani | 2 | 23 | 11.5 | 1 | 12 | 0 |
| (t'back) | 1 | 0 | 0.0 | 0 | 0 | 0 |
| Total | 2 | 23 | 11.5 | 1 | 12 | 0 |

| | Packers | Titans |
|--|----------|----------|
| TOTAL FIRST DOWNS | 21 | 19 |
| By Rushing | 4 | 3 |
| By Passing | 17 | 13 |
| By Penalty | 0 | 3 |
| THIRD-DOWN EFFICIENCY | 4-15-27% | 7-14-50% |
| FOURTH-DOWN EFFICIENCY | 2-4-50% | 0-1-0% |
| TOTAL NET YARDS | 402 | 446 |
| Total Offensive Plays | 73 | 59 |
| Average gain per offensive play | 5.5 | 7.6 |
| NET YARDS RUSHING | 69 | 154 |
| Total Rushing Plays | 13 | 31 |
| Average gain per rushing play | 5.3 | 5.0 |
| Tackles for a loss-number and yards | 0-0 | 5-14 |
| NET YARDS PASSING | 333 | 292 |
| Times thrown - yards lost att. to pass | 5-46 | 1-13 |
| Gross yards passing | 379 | 305 |
| PASS ATT-COMP-INT | 55-32-2 | 27-20-0 |
| Average gain per pass play | 5.6 | 10.4 |
| KICKOFFS Number-In EZ-Touchbacks | 6-4-4 | 9-7-6 |
| PUNTS Number and Average | 4-50.5 | 4-41.5 |
| Had Blocked | 0 | 0 |
| FGs - PATs had blocked | 0-0 | 0-0 |
| Net Punting Average | 39.8 | 38.0 |
| TOTAL RETURN YARDS (not inc. kickoffs) | 14 | 56 |
| No. and Yards Punt Returns | 3-14 | 2-23 |
| No. and Yards Kickoff Returns | 2-51 | 1-28 |
| No. and Yards Interception Returns | 0-0 | 2-33 |
| PENALTIES Number and Yards | 12-107 | 7-65 |
| FUMBLES Number and Lost | 1-1 | 0-0 |
| TOUCHDOWNS | 3 | 6 |
| Rushing | 1 | 1 |
| Passing | 2 | 5 |
| EXTRA POINTS Made-Attempts | 1-3 | 5-6 |
| Kicking Made-Attempts | 1-2 | 5-5 |
| Passing Made-Attempts | 0-0 | 0-1 |
| Rushing Made-Attempts | 0-1 | 0-0 |
| FIELD GOALS Made-Attempts | 2-2 | 2-2 |
| RED-ZONE EFFICIENCY | 2-4-50% | 3-4-75% |
| GOAL-TO-GO EFFICIENCY | 1-2-50% | 1-2-50% |
| SAFETIES | 0 | 0 |
| FINAL SCORE | 25 | 47 |
| TIME OF POSSESSION | 30:29 | 29:31 |

FedExField, Sunday, Nov. 20, 2016. Attendance: 77,137. Time: 3:16. Weather: 38° F, Humidity: 44 percent, Wind: WNW 23 mph.

LANDOVER, Md. — Kirk Cousins went deep late and often, throwing for 375 yards and three touchdowns to lead the Washington Redskins to a 42-24 victory over the Green Bay Packers on Sunday night.

Cousins and the Redskins (6-3-1) have won six of their past eight games. The Packers (4-6) have lost four consecutive games and five of six, allowing 30 or more points in all of those defeats.

Washington's Robert Kelley ran for a career-best 137 yards and three touchdowns against a Green Bay defense that allowed completions of 70, 53 and 44 yards. Cousins was 21 of 30, connecting with Pierre Garcon, DeSean Jackson and Jamison Crowder for touchdowns and becoming the franchise leader in 300-yard games.

Aaron Rodgers was 26 of 41 for 355 yards and three touchdowns, but he couldn't keep up with what his defense gave up. Washington gained 517 yards and converted on 64 percent of third-down attempts.

Packers receiver Jordy Nelson's 13-yard touchdown catch stood up after video review, despite the ambiguity over whether he held on to the ball. Redskins cornerback Josh Norman knocked the ball out of Nelson's hands in the end zone and thought it was an incomplete pass, but officials ruled it a touchdown on the field and replay confirmed it.

While the offenses were in early in the night, they combined for two touchdowns in the first 35 seconds of the fourth quarter. Rodgers' 31-yard touchdown pass to a wide-open James Starks came on the first play of the fourth, and Cousins connected with Pierre Garcon on a 70-yard touchdown on the second play of the Redskins' next drive.



Green Bay Packers

Washington Redskins

| Offense | | | Defense | | |
|---------|----|--------------|---------|----|---------------|
| WR | 87 | J.Nelson | NT | 98 | L.Guion |
| LT | 69 | D.Bakhtitari | DT | 76 | M.Daniels |
| LG | 65 | L.Taylor | LB | 53 | N.Perry |
| C | 63 | C.Linsley | ILB | 48 | J.Thomas |
| RG | 67 | D.Barclay | ILB | 50 | B.Martinez |
| RT | 75 | B.Bulaga | ROLB | 52 | C.Matthews |
| TE | 89 | J.Cook | LCB | 39 | D.Goodson |
| WR | 18 | R.Cobb | RCB | 36 | L.Gunter |
| WR | 17 | A.Adams | CB | 33 | M.Hyde |
| QB | 12 | A.Rodgers | SS | 42 | M.Burnett |
| RB | 44 | J.Starks | FS | 21 | H.Clinton-Dix |

| Offense | | | Defense | | |
|---------|----|-----------|---------|----|------------|
| WR | 88 | P.Garcon | NT | 90 | E.Hood |
| LT | 79 | T.Nsekhe | RDE | 92 | C.Baker |
| LG | 77 | S.Lauvaou | SLB | 94 | P.Smith |
| C | 61 | S.Long | MLB | 51 | W.Compton |
| RG | 75 | B.Scherff | MLB | 36 | S.Cravens |
| RT | 76 | M.Moses | WR | 91 | R.Kerrigan |
| TE | 86 | J.Reed | CB | 26 | B.Breeland |
| WR | 85 | V.Davis | CB | 38 | K.Fuller |
| WR | 11 | D.Jackson | CB | 24 | J.Norman |
| QB | 8 | K.Cousins | SS | 39 | D.Whitner |
| RB | 32 | R.Kelley | FS | 29 | D.Ihenacho |

Referee: John Hussey (35)

| | 1 | 2 | 3 | 4 | OT | Total |
|------------|---|----|---|----|----|-------|
| Green Bay | 0 | 10 | 0 | 14 | 0 | 24 |
| Washington | 7 | 6 | 9 | 20 | 0 | 42 |

FIELD GOALS (made /) & missed

M.Crosby (36) 36WL D.Hopkins (37)

| Team | Qtr | Time | Play Description (Extra Point) (Drive Info) | GB Was |
|----------|-----|-------|---|--------|
| Redskins | 1 | 2:56 | D.Jackson 17 yd. pass from K.Cousins (D.Hopkins kick) | 0 7 |
| Packers | 2 | 9:27 | J.Nelson 13 yd. pass from A.Rodgers (M.Crosby kick) (17-75, 8:29) | 7 7 |
| Packers | 2 | 3:37 | M.Crosby 36 yd. Field Goal (9-38, 5:22) | 10 7 |
| Redskins | 2 | 0:39 | R.Kelley 10 yd. run (run failed) (8-75, 2:58) | 10 13 |
| Redskins | 3 | 9:23 | D.Hopkins 37 yd. Field Goal (9-53, 5:37) | 10 16 |
| Redskins | 3 | 2:00 | J.Crowder 44 yd. pass from K.Cousins (run failed) (7-74, 3:34) | 10 22 |
| Packers | 4 | 14:51 | J.Starks 31 yd. pass from A.Rodgers (M.Crosby kick) (6-75, 2:09) | 17 22 |
| Redskins | 4 | 14:25 | P.Garcon 70 yd. pass from K.Cousins (D.Hopkins kick) (2-75, 0:26) | 17 29 |
| Packers | 4 | 10:04 | J.Cook 6 yd. pass from A.Rodgers (M.Crosby kick) (8-82, 4:21) | 24 29 |
| Redskins | 4 | 3:54 | R.Kelley 1 yd. run (kick failed, hru) (11-81, 6:10) | 24 35 |
| Redskins | 4 | 2:26 | R.Kelley 4 yd. run (D.Hopkins kick) (3-72, 0:33) | 24 42 |

Solo Tackles-Assists-Sacks: L.Gunter 6-2-0, J.Thomas 4-4-0, N.Perry 4-2-1, M.Daniels 3-3-0, Q.Rollins 4-1-0, M.Burnett 4-0-0, H.Clinton-Dix 4-0-0, B.Martinez 3-1-0, L.Guion 1-3-0, K.Brice 3-0-0, M.Hyde 2-1-0, K.Clark 0-3-0, D.Jones 2-0-0, J.Peppers 2-0-1.

Green Bay Packers

Washington Redskins

| Rushing | Att | Yd | Avg | Lg | TD |
|--------------|-----|----|------|----|----|
| A.Rodgers | 3 | 33 | 11.0 | 17 | 0 |
| J.Starks | 9 | 25 | 2.8 | 8 | 0 |
| T.Montgomery | 4 | 17 | 4.3 | 7 | 0 |
| A.Ripkowski | 2 | 9 | 4.5 | 7 | 0 |
| B.Hundley | 1 | 0 | 0.0 | 0 | 0 |
| Total | 19 | 84 | 4.4 | 17 | 0 |

| Rushing | Att | Yd | Avg | Lg | TD |
|------------|-----|-----|-----|----|----|
| R.Kelley | 24 | 137 | 5.7 | 66 | 3 |
| C.Thompson | 2 | 10 | 5.0 | 9 | 0 |
| K.Cousins | 4 | 4 | 1.0 | 4 | 0 |
| Total | 30 | 151 | 5.0 | 66 | 3 |

Passing Att Cm Yds TD Lg In

Passing Att Cm Yds TD Lg In

| | | | | | | |
|-----------|----|----|-----|---|----|---|
| A.Rodgers | 41 | 26 | 351 | 3 | 47 | 0 |
| B.Hundley | 3 | 1 | 9 | 0 | 9 | 1 |
| Total | 44 | 27 | 360 | 3 | 47 | 1 |

| | | | | | | |
|-----------|----|----|-----|---|-----|---|
| K.Cousins | 30 | 21 | 375 | 3 | 70t | 0 |
| Total | 30 | 21 | 375 | 3 | 70t | 0 |

Receiving No Yd Avg Lg TD

Receiving No Yd Avg Lg TD

| | | | | | |
|--------------|----|-----|------|-----|---|
| J.Cook | 6 | 105 | 17.5 | 47 | 1 |
| J.Starks | 5 | 46 | 9.2 | 31t | 1 |
| R.Rodgers | 4 | 28 | 7.0 | 11 | 0 |
| R.Cobb | 3 | 84 | 28.0 | 47 | 0 |
| D.Adams | 3 | 42 | 14.0 | 37 | 0 |
| J.Nelson | 3 | 28 | 9.3 | 13t | 1 |
| T.Montgomery | 3 | 27 | 9.0 | 10 | 0 |
| Total | 27 | 360 | 13.3 | 47 | 3 |

| | | | | | |
|------------|----|-----|------|-----|---|
| P.Garcon | 6 | 116 | 19.3 | 70t | 1 |
| J.Reed | 5 | 79 | 15.8 | 28 | 0 |
| D.Jackson | 4 | 51 | 12.8 | 17t | 1 |
| J.Crowder | 3 | 102 | 34.0 | 53 | 1 |
| M.Harris | 1 | 14 | 14.0 | 14 | 0 |
| C.Thompson | 1 | 9 | 9.0 | 9 | 0 |
| R.Grant | 1 | 4 | 4.0 | 4 | 0 |
| Total | 21 | 375 | 17.9 | 70t | 3 |

Intercept. No Yd Avg Lg TD

Intercept. No Yd Avg Lg TD

| | | | | | |
|-------|---|---|-----|---|---|
| Total | 0 | 0 | 0.0 | 0 | 0 |
|-------|---|---|-----|---|---|

| | | | | | |
|-----------|---|---|-----|---|---|
| M.Spaight | 1 | 8 | 8.0 | 8 | 0 |
| Total | 1 | 8 | 8.0 | 8 | 0 |

P>Returns No Yd Avg FC Lg TD

P>Returns No Yd Avg FC Lg TD

| | | | | | |
|-----------------|---|----|------|---|---|
| R.Cobb | 1 | 10 | 10.0 | 1 | 0 |
| (out of bounds) | 1 | 0 | 0.0 | 0 | 0 |
| Total | 1 | 10 | 10.0 | 1 | 0 |

| | | | | | |
|-----------|---|---|-----|---|---|
| J.Crowder | 1 | 8 | 8.0 | 1 | 8 |
| (downed) | 1 | 0 | 0.0 | 0 | 0 |
| Total | 1 | 8 | 8.0 | 1 | 8 |

K>Returns No Yd Avg Lg TD

K>Returns No Yd Avg Lg TD

| | | | | | |
|--------------|---|----|------|----|---|
| T.Montgomery | 2 | 25 | 12.5 | 14 | 0 |
| J.Janis | 1 | 7 | 7.0 | 7 | 0 |
| R.Rodgers | 1 | 0 | 0.0 | 0 | 0 |
| (t'back) | 4 | 0 | 0.0 | 0 | 0 |
| Total | 4 | 32 | 8.0 | 14 | 0 |

| | | | | | |
|------------|---|----|------|----|---|
| C.Thompson | 2 | 40 | 20.0 | 24 | 0 |
| (t'back) | 3 | 0 | 0.0 | 0 | 0 |
| Total | 2 | 40 | 20.0 | 24 | 0 |

| | Packers | Redskins |
|---|----------|----------|
| TOTAL FIRST DOWNS | 19 | 21 |
| By Rushing | 2 | 6 |
| By Passing | 15 | 14 |
| By Penalty | 2 | 1 |
| THIRD-DOWN EFFICIENCY | 7-15-47% | 9-14-64% |
| FOURTH-DOWN EFFICIENCY | 1-2-50% | 1-1-100% |
| TOTAL NET YARDS | 424 | 515 |
| Total Offensive Plays | 65 | 62 |
| Average gain per offensive play | 6.5 | 8.3 |
| NET YARDS RUSHING | 84 | 151 |
| Total Rushing Plays | 19 | 30 |
| Average gain per rushing play | 4.4 | 5.0 |
| Tackles for a loss-number and yards | 2-4 | 4-11 |
| NET YARDS PASSING | 340 | 364 |
| Times thrown - yards lost att. to pass. | 2-20 | 2-11 |
| Gross yards passing | 360 | 375 |
| PASS ATT-COMP-INT | 44-27-1 | 30-21-0 |
| Average gain per pass play | 7.4 | 11.4 |
| KICKOFFS Number-In EZ-Touchbacks | 5-3-3 | 8-4-4 |
| PUNTS Number and Average | 3-46.0 | 3-38.0 |
| Had Blocked | 0 | 0 |
| FGs - PATs had blocked | 0-0 | 0-0 |
| Net Punting Average | 43.3 | 34.7 |
| TOTAL RETURN YARDS (not inc. kickoffs) | 10 | 16 |
| No. and Yards Punt Returns | 1-10 | 1-8 |
| No. and Yards Kickoff Returns | 4-32 | 2-40 |
| No. and Yards Interception Returns | 0-0 | 1-8 |
| PENALTIES Number and Yards | 6-59 | 6-40 |
| FUMBLES Number and Lost | 3-1 | 0-0 |
| TOUCHDOWNS | 3 | 6 |
| Rushing | 0 | 3 |
| Passing | 3 | 3 |
| EXTRA POINTS Made-Attempts | 3-3 | 3-6 |
| Kicking Made-Attempts | 3-3 | 3-4 |
| Rushing Made-Attempts | 0-0 | 0-2 |
| FIELD GOALS Made-Attempts | 1-2 | 1-1 |
| RED-ZONE EFFICIENCY | 2-4-50% | 4-5-80% |
| GOAL-TO-GO EFFICIENCY | 2-2-100% | 2-2-100% |
| SAFETIES | 0 | 0 |
| FINAL SCORE | 24 | 42 |
| TIME OF POSSESSION | 30:23 | 29:37 |

2016 REVIEW
COMMUNITY
ADMIN. & COACHES
VETERANS
DRAFT & FREE AGENTS
2016 REVIEW
RECORDS & HISTORY
LAMBEAU FIELD
MISC.

GREEN BAY 27, PHILADELPHIA 13

Lincoln Financial Field, Monday, Nov. 28, 2016. Attendance: 69,596. Time: 2:58. Weather: 47° F, Humidity: 65 percent. Wind: SSE 7 mph.

PHILADELPHIA — Aaron Rodgers threw two touchdown passes to Davante Adams and the Green Bay Packers beat the Philadelphia Eagles, 27-13, Monday night to snap a four-game losing streak.

Rodgers had 313 yards passing and Adams had 113 yards receiving to help send Philadelphia (5-6) to its first home loss this season. Carson Wentz had 254 yards passing, ran for a score and threw an interception. The last-place Eagles are 2-6 since a 3-0 start.

Rodgers came out firing and led the Packers on consecutive touchdown drives to start the game. Rodgers extended the opening drive by running twice for 25 yards and tossed a 12-yard TD pass to Adams for a 7-0 lead.

After the Eagles answered on Wentz's 1-yard TD run, Rodgers led another 75-yard scoring drive. He threw a perfect 20-yard TD pass to Adams to give the Packers a 14-7 lead early in the second quarter. Nolan Carroll had excellent coverage on the play, but Rodgers put the ball in a tight spot and hit Adams in stride in the back of the end zone.

Aaron Ripkowski's 1-yard TD run early in the fourth quarter extended Green Bay's lead to 24-13. Rodgers and Adams connected for another eye-popping play in the third quarter. Adams was covered well on a deep pass, but Rodgers threw it in the right spot and Adams made an outstanding over-the-shoulder catch for a 50-yard gain.

The Eagles drove to Green Bay's 45 on the first possession of the second half before Wentz badly overthrew Zach Ertz and was intercepted by Ha Ha Clinton-Dix. The turnover led to a field goal for the Packers.



Green Bay Packers

| Offense | | Defense | |
|---------|-------------|---------|---------------|
| WR 87 | J.Nelson | NT 98 | L.Guion |
| LT 69 | D.Bakhtiari | DT 76 | M.Daniels |
| LG 65 | L.Taylor | LOLB 56 | J.Peppers |
| C 63 | C.Linsley | ILB 48 | J.Thomas |
| RG 78 | J.Spriggs | ILB 52 | C.Matthews |
| RT 75 | B.Bulaga | ROLB 53 | N.Perry |
| WR 18 | R.Cobb | LCB 23 | D.Randall |
| WR 17 | D.Adams | RCB 36 | L.Gunter |
| QB 12 | A.Rodgers | CB 33 | M.Hyde |
| RB 44 | J.Starks | SS 42 | M.Burnett |
| FB 22 | A.Ripkowski | FS 21 | H.Clinton-Dix |

Philadelphia Eagles

| Offense | | Defense | |
|---------|-------------|---------|-------------|
| DE 55 | B.Graham | DE 55 | B.Graham |
| DT 91 | F.Cox | DT 91 | F.Cox |
| LB 96 | B.Logan | LB 96 | B.Logan |
| DE 98 | C.Barwin | DE 98 | C.Barwin |
| OLB 53 | N.Bradham | OLB 53 | N.Bradham |
| MLB 58 | J.Hicks | MLB 58 | J.Hicks |
| OLB 95 | M.Kendricks | OLB 95 | M.Kendricks |
| CB 21 | L.McKelvin | CB 21 | L.McKelvin |
| CB 22 | N.Carroll | CB 22 | N.Carroll |
| S 23 | R.McLeod | S 23 | R.McLeod |
| S 27 | M.Jenkins | S 27 | M.Jenkins |

Referee: Terry McAulay (77)

| | 1 | 2 | 3 | 4 | OT | Total |
|--------------|---|---|---|----|----|-------|
| Green Bay | 7 | 7 | 3 | 10 | 0 | 27 |
| Philadelphia | 7 | 3 | 3 | 0 | 0 | 13 |

FIELD GOALS (made /) & missed)

M.Crosby (33/32) C.Sturgis (48/50)

| Team | Qtr | Time | Play Description (Extra Point) (Drive Info) | GB | Phi |
|---------|-----|-------|--|----|-----|
| Packers | 1 | 9:51 | D.Adams 12 yd. pass from A.Rodgers (M.Crosby kick) (10-75, 5:09) | 7 | 0 |
| Eagles | 1 | 3:40 | C.Wentz 1 yd. run (C.Sturgis kick) (11-81, 6:11) | 7 | 7 |
| Packers | 2 | 14:53 | D.Adams 20 yd. pass from A.Rodgers (M.Crosby kick) (9-75, 3:47) | 14 | 7 |
| Eagles | 2 | 0:25 | C.Sturgis 48 yd. Field Goal (13-69, 3:03) | 14 | 10 |
| Packers | 3 | 8:48 | M.Crosby 33 yd. Field Goal (15-57, 2:32) | 17 | 10 |
| Eagles | 3 | 5:21 | C.Sturgis 50 yd. Field Goal (11-43, 3:27) | 17 | 13 |
| Packers | 4 | 13:53 | A.Ripkowski 1 yd. run (M.Crosby kick) (13-75, 6:28) | 24 | 13 |
| Packers | 4 | 1:57 | M.Crosby 32 yd. Field Goal (17-78, 8:21) | 27 | 13 |

Solo Tackles-Assists-Sacks: D.Randall 7-0-0, M.Burnett 6-1-0, L.Gunter 5-0-0, C.Matthews 4-0-1, J.Thomas 4-0-0, H.Clinton-Dix 3-0-0, M.Daniels 3-0-1, L.Guion 2-1-0, N.Perry 2-1-1, J.Peppers 2-0-1, Q.Rollins 2-0-0, J.Elliott 1-0-0, M.Hyde 1-0-0, C.Bradford 0-1-0.

| Green Bay Packers | | | | | Philadelphia Eagles | | | | | | | |
|-------------------|-----|-----|------|----|---------------------|-----------------|---------|-----|------|-----|----|----|
| Rushing | Att | Yd | Avg | Lg | TD | Rushing | Att | Yd | Avg | Lg | TD | |
| J.Starks | 17 | 41 | 2.4 | 8 | 0 | W.Smallwood | 9 | 37 | 4.1 | 9 | 0 | |
| A.Rodgers | 6 | 26 | 4.3 | 16 | 0 | C.Wentz | 4 | 33 | 8.3 | 17 | 1 | |
| C.Michael | 1 | 4 | 4.0 | 4 | 0 | D.Sproles | 5 | 48 | 9.6 | 17 | 0 | |
| T.Montgomery | 1 | 2 | 2.0 | 2 | 0 | B.Treggs | 1 | 3 | 3.0 | 3 | 0 | |
| A.Ripkowski | 3 | 1 | 0.3 | 2 | 1 | K.Barner | 1 | 2 | 2.0 | 2 | 0 | |
| Total | 28 | 74 | 2.6 | 16 | 1 | Total | 18 | 81 | 4.5 | 17 | 1 | |
| Passing | | | | | Passing | | | | | | | |
| Att | Cm | Yds | TD | Lg | In | Att | Cm | Yds | TD | Lg | In | |
| A.Rodgers | 39 | 30 | 313 | 2 | 50 | 0 | C.Wentz | 36 | 24 | 254 | 0 | 24 |
| Total | 39 | 30 | 313 | 2 | 50 | 0 | Total | 36 | 24 | 254 | 0 | 24 |
| Receiving | | | | | Receiving | | | | | | | |
| No | Yd | Avg | Lg | TD | No | Yd | Avg | Lg | TD | | | |
| J.Nelson | 8 | 91 | 11.4 | 22 | 0 | D.Green-Beckham | 6 | 82 | 13.7 | 24 | 0 | |
| R.Cobb | 6 | 41 | 6.8 | 12 | 0 | D.Sproles | 5 | 48 | 9.6 | 17 | 0 | |
| D.Adams | 5 | 113 | 22.6 | 50 | 2 | J.Matthews | 4 | 47 | 11.8 | 20 | 0 | |
| J.Starks | 5 | 27 | 5.4 | 8 | 0 | Z.Ertz | 3 | 36 | 12.0 | 16 | 0 | |
| A.Ripkowski | 2 | 15 | 7.5 | 9 | 0 | T.Burton | 3 | 10 | 3.3 | 9 | 0 | |
| T.Montgomery | 2 | 12 | 6.0 | 9 | 0 | B.Treggs | 1 | 11 | 11.0 | 11 | 0 | |
| J.Cook | 1 | 7 | 7.0 | 7 | 0 | K.Barner | 1 | 10 | 10.0 | 10 | 0 | |
| J.Janis | 1 | 7 | 7.0 | 7 | 0 | W.Smallwood | 1 | 10 | 10.0 | 10 | 0 | |
| Total | 30 | 313 | 10.4 | 50 | 2 | Total | 24 | 254 | 10.6 | 24 | 0 | |
| Intercept. | | | | | Intercept. | | | | | | | |
| No | Yd | Avg | Lg | TD | No | Yd | Avg | Lg | TD | | | |
| H.Clinton-Dix | 1 | 12 | 12.0 | 12 | 0 | Total | 0 | 0 | 0 | 0 | | |
| Total | 1 | 12 | 12.0 | 12 | 0 | Total | 0 | 0 | 0 | 0 | | |
| P>Returns | | | | | P>Returns | | | | | | | |
| No | Yd | Avg | FC | Lg | TD | No | Yd | Avg | FC | Lg | TD | |
| R.Cobb | 1 | 0 | 0.0 | 0 | 0 | (downed) | 1 | 0 | 0.0 | 0 | 0 | |
| (out of bounds) | 1 | 0 | 0.0 | 0 | 0 | Total | 0 | 0 | 0.0 | 0 | 0 | |
| Total | 1 | 0 | 0.0 | 0 | 0 | Total | 0 | 0 | 0.0 | 0 | 0 | |
| K>Returns | | | | | K>Returns | | | | | | | |
| No | Yd | Avg | Lg | TD | No | Yd | Avg | Lg | TD | | | |
| T.Montgomery | 1 | 18 | 18.0 | 18 | 0 | K.Barner | 3 | 49 | 16.3 | 21 | 0 | |
| (t'back) | 3 | 0 | 0.0 | 0 | 0 | (t'back) | 3 | 0 | 0.0 | 0 | | |
| Total | 1 | 18 | 18.0 | 18 | 0 | Total | 3 | 49 | 16.3 | 21 | | |

| | Packers | Eagles |
|--|-----------|----------|
| TOTAL FIRST DOWNS | 25 | 20 |
| By Rushing | 7 | 7 |
| By Passing | 15 | 12 |
| By Penalty | 3 | 1 |
| THIRD-DOWN EFFICIENCY | 10-14-71% | 5-11-45% |
| FOURTH-DOWN EFFICIENCY | 1-1-100% | 0-1-0% |
| TOTAL NET YARDS | 387 | 292 |
| Total Offensive Plays | 67 | 58 |
| Average gain per offensive play | 5.8 | 5.0 |
| NET YARDS RUSHING | 74 | 81 |
| Total Rushing Plays | 28 | 18 |
| Average gain per rushing play | 2.6 | 4.5 |
| Tackles for a loss-number and yards | 3-5 | 1-2 |
| NET YARDS PASSING | 313 | 211 |
| Times thrown - yards lost att. to pass | 0-0 | 4-43 |
| Gross yards passing | 313 | 254 |
| PASS ATT-COMP-INT | 39-30-0 | 36-24-1 |
| Average gain per pass play | 8.0 | 5.3 |
| KICKOFFS Number-In EZ-Touchbacks | 6-5-3 | 4-4-3 |
| PUNTS Number and Average | 1-43.0 | 2-35.5 |
| Had Blocked | 0 | 0 |
| FGs - PATs had blocked | 0-0 | 0-0 |
| Net Punting Average | 43.0 | 35.5 |
| TOTAL RETURN YARDS (not inc. kickoffs) | 12 | 0 |
| No. and Yards Punt Returns | 1-0 | 0-0 |
| No. and Yards Kickoff Returns | 1-18 | 3-49 |
| No. and Yards Interception Returns | 1-12 | 0-0 |
| PENALTIES Number and Yards | 7-51 | 7-42 |
| FUMBLES Number and Lost | 1-0 | 1-0 |
| TOUCHDOWNS | 3 | 1 |
| Rushing | 1 | 1 |
| Passing | 2 | 0 |
| EXTRA POINTS Made-Attempts | 3-3 | 1-1 |
| Kicking Made-Attempts | 3-3 | 1-1 |
| FIELD GOALS Made-Attempts | 2-2 | 2-2 |
| RED-ZONE EFFICIENCY | 2-4-50% | 1-1-100% |
| GOAL-TO-GO EFFICIENCY | 1-1-100% | 1-1-100% |
| SAFETIES | 0 | 0 |
| FINAL SCORE | 27 | 13 |
| TIME OF POSSESSION | 35:23 | 24:37 |

Lambeau Field, Sunday, Dec. 4, 2016. Attendance: 77,867. Time: 3:08. Weather: 32° F, Humidity: 90 percent, Wind: S 8 mph.

GREEN BAY, Wis. — The Packers are back at .500 after beating Houston, 21-13, on Sunday for their second straight win as they try to keep pace with Detroit in the NFC North.

Aaron Rodgers threw for 209 yards and two touchdowns, Jordy Nelson had 118 yards receiving and a score, and Green Bay pulled away from the Texans with two fourth-quarter touchdowns.

Brock Osweiler connected with DeAndre Hopkins for a 44-yard touchdown pass with 1:51 left to get within eight for Houston. Nick Novak missed the extra point, with footing slipperly at Lambeau.

The Texans (6-6) had one last shot after the Packers failed to run out the clock. But Osweiler's last-ditch pass-and-lateral play from Houston's 12 with four seconds left failed, handing Houston its third straight loss.

The Packers broke a 7-all tie when Rodgers found Nelson open in the end zone for a 32-yard touchdown pass with 12:42 left after Texans cornerback Charles James slipped on the turf. Nelson, who missed last season with a knee injury, finished with eight catches.

Rodgers was 20 of 30. He looked OK after being limited in practice with a left hamstring injury, taking off for a couple runs, though he didn't seem to have his usual mobility on the slippery turf.

Osweiler has faced heat for the Texans' offensive struggles this season. He was composed in the second half in leading Houston on a 10-play, 63-yard drive that ended with a 6-yard touchdown pass to Ryan Griffin on fourth-and-1 to tie it at 7 with 7:32 left in the third quarter. Osweiler finished 21 of 34 for 213 yards.

Randall Cobb had fun in the snow. The wide receiver did a snow angel in the end zone after a sliding, 9-yard touchdown catch in the second quarter that gave the Packers a 7-0 lead.

Julius Peppers still packs a pass-rushing punch for the Packers. A sack of Osweiler on second-and-1 at the Houston 41 with 56 seconds left in the second quarter gave the 15-year veteran 142½ for his career, snapping a tie for fifth on the career list with Michael Strahan.

Houston Texans

| | Offense | Defense |
|----|------------------|--------------------|
| WR | 10 D.Hopkins | RDE 95 C.Covington |
| LT | 76 D.Brown | NT 75 V.Wilfork |
| LG | 71 X.Su'a-Filo | JACK 97 U.Kamalu |
| C | 65 G.Mancz | SAM 59 W.Mercilus |
| RG | 79 J.Allen | MIKE 56 B.Cushing |
| RT | 74 C.Clark | WILL 55 B.McKinney |
| TE | 87 C.Fiedorowicz | CB 25 K.Jackson |
| WR | 15 W.Fuller | LCB 24 J.Joseph |
| WR | 13 B.Miller | FS 43 C.Moore |
| QB | 17 B.Osweiler | SS 27 Q.Demps |
| RB | 26 L.Miller | RCB 21 A.Bouye |

Green Bay Packers

| | Offense | Defense |
|----|----------------|---------------------|
| WR | 87 J.Nelson | NT 98 L.Guion |
| WR | 17 D.Adams | DT 76 M.Daniels |
| LT | 69 D.Bakhtiari | OLB 56 J.Peppers |
| LG | 65 L.Taylor | ILB 47 J.Ryan |
| C | 63 C.Linsley | ILB 52 C.Matthews |
| RG | 78 J.Spriggs | ROLB 53 N.Perry |
| RT | 75 B.Bulaga | LCB 23 D.Randall |
| TE | 89 J.Cook | RCB 36 L.Gunter |
| WR | 18 R.Cobb | CB 24 Q.Rollins |
| QB | 12 A.Rodgers | SS 42 M.Burnett |
| RB | 44 J.Starks | FS 21 H.Clinton-Dix |



Referee: Gene Steratore (114)

| | 1 | 2 | 3 | 4 | OT | Total |
|-----------|---|---|---|----|----|-------|
| Houston | 0 | 0 | 7 | 6 | 0 | 13 |
| Green Bay | 0 | 7 | 0 | 14 | 0 | 21 |

FIELD GOALS (made () & missed)

| Team | Qtr | Time | Play Description (Extra Point) (Drive Info) | Hou | GB |
|---------|-----|-------|--|-----|----|
| Packers | 2 | 8:02 | R.Cobb 9 yd. pass from A.Rodges (M.Crosby kick) (10-50, 5:58) | 0 | 7 |
| Texans | 3 | 7:32 | J.Griffin 6 yd. pass from B.Osweiler (N.Novak kick) (10-63, 4:57) | 7 | 7 |
| Packers | 4 | 12:42 | J.Nelson 32 yd. pass from A.Rodgers (M.Crosby kick) (12-98, 5:20) | 7 | 14 |
| Packers | 4 | 4:11 | A.Ripkowski 3 yd. run (M.Crosby kick) (8-89, 4:41) | 7 | 21 |
| Texans | 4 | 1:51 | D.Hopkins 44 yd. pass from B.Osweiler (kick failed, wr) (6-78, 2:20) | 13 | 21 |

Solo Tackles-Assists-Sacks: M.Burnett

| |
|---|
| 11-0-0, J.Thomas 6-1-0, J.Peppers 5-2-1, H.Clinton-Dix 5-1-0, D.Jones 5-1-0, L.Guion 3-3-0, M.Hyde 4-1-0, Q.Rollins 4-1-0, L.Gunter 3-1-0, N.Perry 3-1-0, J.Ryan 2-2-0, K.Clark 1-1-0, M.Daniels 1-0-0, D.Lowry 1-0-1, M.Pennel 1-0-0, D.Randall 0-1-0. |
|---|

Houston Texans

| Rushing | Att | Yd | Avg | Lg | TD |
|------------|-----|-----|-----|----|----|
| J.Grimes | 5 | 43 | 8.6 | 14 | 0 |
| A.Blue | 5 | 38 | 7.6 | 25 | 0 |
| L.Miller | 14 | 22 | 1.6 | 5 | 0 |
| B.Osweiler | 3 | 20 | 6.7 | 9 | 0 |
| Total | 27 | 123 | 4.6 | 25 | 0 |

Passing Att Cm Yds TD Lg In

| | | | | | | |
|------------|----|----|-----|---|----|---|
| B.Osweiler | 35 | 22 | 202 | 2 | 44 | 0 |
| Total | 35 | 22 | 202 | 2 | 44 | 0 |

Receiving No Yd Avg Lg TD

| | | | | | |
|---------------|----|-----|------|----|---|
| C.Fiedorowicz | 6 | 44 | 7.3 | 13 | 0 |
| W.Fuller | 5 | 59 | 11.8 | 24 | 0 |
| R.Griffin | 4 | 35 | 8.8 | 18 | 1 |
| D.Hopkins | 3 | 58 | 19.3 | 44 | 1 |
| A.Blue | 2 | 3 | 1.5 | 12 | 0 |
| J.Grimes | 1 | 15 | 15.0 | 15 | 0 |
| L.Miller | 1 | -4 | -4.0 | 7 | 0 |
| Total | 22 | 202 | 9.2 | 44 | 2 |

Intercept. No Yd Avg Lg TD

| | | | | | |
|-------|---|---|-----|---|---|
| Total | 0 | 0 | 0.0 | 0 | 0 |
|-------|---|---|-----|---|---|

P>Returns No Yd Avg Fg Lg TD

| | | | | | | |
|-----------------|---|----|------|---|---|---|
| W.Fuller | 1 | 16 | 16.0 | 1 | 0 | 0 |
| (downed) | 1 | 0 | 0.0 | 0 | 0 | 0 |
| (out of bounds) | 1 | 0 | 0.0 | 0 | 0 | 0 |
| (f'back) | 1 | 0 | 0.0 | 0 | 0 | 0 |
| Total | 1 | 16 | 16.0 | 1 | 0 | 0 |

K>Returns No Yd Avg Lg TD

| | | | | | |
|----------|---|----|------|----|---|
| A.Hunt | 3 | 66 | 22.0 | 29 | 0 |
| (f'back) | 1 | 0 | 0.0 | 0 | 0 |
| Total | 3 | 66 | 22.0 | 29 | 0 |

Green Bay Packers

| Rushing | Att | Yd | Avg | Lg | TD |
|--------------|-----|-----|------|----|----|
| T.Montgomery | 6 | 40 | 6.7 | 13 | 0 |
| C.Michael | 9 | 19 | 2.1 | 7 | 0 |
| J.Janis | 1 | 19 | 19.0 | 19 | 0 |
| A.Rodgers | 3 | 16 | 5.3 | 11 | 0 |
| A.Ripkowski | 3 | 14 | 4.7 | 10 | 1 |
| J.Starks | 4 | 1 | 0.3 | 4 | 0 |
| Total | 26 | 109 | 4.2 | 19 | 1 |

Passing Att Cm Yds TD Lg In

| | | | | | | |
|-----------|----|----|-----|---|----|---|
| A.Rodgers | 30 | 20 | 209 | 2 | 32 | 0 |
| Total | 30 | 20 | 209 | 2 | 32 | 0 |

Receiving No Yd Avg Lg TD

| | | | | | |
|--------------|----|-----|------|----|---|
| J.Nelson | 8 | 118 | 14.8 | 32 | 1 |
| R.Cobb | 3 | 19 | 6.3 | 9 | 1 |
| J.Cook | 3 | 19 | 6.3 | 10 | 0 |
| T.Montgomery | 2 | 16 | 8.0 | 10 | 0 |
| R.Rodgers | 2 | 16 | 8.0 | 9 | 0 |
| D.Adams | 1 | 17 | 17.0 | 17 | 0 |
| A.Ripkowski | 1 | 4 | 4.0 | 4 | 0 |
| Total | 20 | 209 | 10.5 | 32 | 2 |

Intercept. No Yd Avg Lg TD

| | | | | | |
|-------|---|---|-----|---|---|
| Total | 0 | 0 | 0.0 | 0 | 0 |
|-------|---|---|-----|---|---|

P>Returns No Yd Avg Fg Lg TD

| | | | | | | |
|----------|---|----|------|---|----|---|
| R.Cobb | 2 | 44 | 22.0 | 1 | 23 | 0 |
| M.Evans | 1 | 0 | 0.0 | 0 | 0 | 0 |
| (downed) | 1 | 0 | 0.0 | 0 | 0 | 0 |
| Total | 3 | 44 | 14.7 | 1 | 23 | 0 |

K>Returns No Yd Avg Lg TD

| | | | | | |
|--------------|---|----|------|----|---|
| T.Montgomery | 1 | 39 | 39.0 | 39 | 0 |
| J.Janis | 1 | 28 | 28.0 | 28 | 0 |
| Total | 2 | 67 | 33.5 | 39 | 0 |

| | Texans | Packers |
|--|----------|----------|
| TOTAL FIRST DOWNS | 17 | 16 |
| By Rushing | 8 | 7 |
| By Passing | 9 | 9 |
| By Penalty | 0 | 0 |
| THIRD-DOWN EFFICIENCY | 6-15-40% | 4-12-33% |
| FOURTH-DOWN EFFICIENCY | 1-2-50% | 1-2-50% |
| TOTAL NET YARDS | 307 | 309 |
| Total Offensive Plays | 64 | 57 |
| Average gain per offensive play | 4.8 | 5.4 |
| NET YARDS RUSHING | 123 | 109 |
| Total Rushing Plays | 27 | 26 |
| Average gain per rushing play | 4.6 | 4.2 |
| Tackles for a loss-number and yards | 3-11 | 3-6 |
| NET YARDS PASSING | 184 | 200 |
| Times thrown - yards lost att. to pass | 2-0 | 1-0 |
| Gross yards passing | 202 | 209 |
| PASS ATT-COMP-INT | 35-22-0 | 30-20-0 |
| Average gain per pass play | 5.0 | 6.5 |
| KICKOFFS Number-In EZ-Touchbacks | 3-0-0 | 4-3-1 |
| PUNTS Number and Average | 5-41-0 | 5-43-0 |
| Had Blocked | 0 | 0 |
| FGs - PATs had blocked | 0-0 | 0-0 |
| Net Punting Average | 32.2 | 35.8 |
| TOTAL RETURN YARDS (not inc. kickoffs) | 16 | 44 |
| No. and Yards Punt Returns | 1-16 | 3-44 |
| No. and Yards Kickoff Returns | 3-66 | 2-67 |
| No. and Yards Interception Returns | 0-0 | 0-0 |
| PENALTIES Number and Yards | 3-12 | 4-30 |
| FUMBLES Number and Lost | 1-1 | 1-1 |
| TOUCHDOWNS | 2 | 3 |
| Rushing | 0 | 1 |
| Passing | 2 | 2 |
| EXTRA POINTS Made-Attempts | 1-2 | 3-3 |
| Kicking Made-Attempts | 1-2 | 3-3 |
| FIELD GOALS Made-Attempts | 0-0 | 0-0 |
| RED-ZONE EFFICIENCY | 1-1-100% | 2-3-67% |
| GOAL-TO-GO EFFICIENCY | 0-0-0% | 1-1-100% |
| SAFETIES | 0 | 0 |
| FINAL SCORE | 13 | 21 |
| TIME OF POSSESSION | 31:31 | 28:29 |

Lambeau Field, Sunday, Dec. 11, 2016. Attendance: 78,057. Time: 3:11. Weather: 26° F, Humidity: 85 percent, Wind: W 5 mph.

GREEN BAY, Wis. — Packers receiver Jordy Nelson sounds as if he's running out of superlatives to describe quarterback Aaron Rodgers. Nothing surprises Nelson anymore about Rodgers, not even when the two-time NFL MVP is playing with two sore legs.

Rodgers threw for 246 yards and three scores, including two to Nelson, and dissected Seattle's top-ranked defense in a 38-10 win on Sunday over the Seahawks.

Already playing with a sore left hamstring, Rodgers said he hurt his right calf while throwing a tone-setting, 66-yard touchdown pass to Davante Adams on the game's opening drive.

Rodgers' trademark mobility might be limited, but his arm is working just fine. He finished 18 of 23.

The Packers (7-6) won their third straight following a four-game losing streak to keep their playoff hopes alive. They stayed two games back of first-place Detroit in the NFC North, with their final three regular-season games coming against divisional opponents.

Russell Wilson's career-high five interceptions might have been the most startling disappointment for the Seahawks (8-4-1). Wilson was 22 of 39 for 240 yards and one touchdown.

Green Bay had a 21-3 lead at halftime, reminiscent of the way the Packers built big leads on opponents in recent dominant seasons. They've scored first each time in their three-game win streak.

With two more touchdown passes, Rodgers and Nelson have connected on 57 TD passes overall, tying Hall of Famer Brett Favre and Antonio Freeman for the most touchdown passes from a quarterback to a receiver in franchise history.



| Seattle Seahawks | | | |
|------------------|----------------|---------|-----------------|
| Offense | | Defense | |
| WR | 89 D.Baldwin | LDE | 72 M.Bennett |
| WR | 16 T.Lockett | LDT | 77 A.Rubin |
| LT | 74 G.Fant | RDT | 93 T.McDaniel |
| LT | 63 M.Glowinski | RDE | 56 C.Avril |
| C | 68 J.Britt | MLB | 54 B.Wagner |
| RG | 76 G.Hefdi | OLB | 50 K.Wright |
| RT | 78 B.Sowell | LCB | 25 R.Sherman |
| TE | 88 J.Graham | RCB | 35 D.Shead |
| WR | 15 J.Kearse | SS | 31 K.Chancellor |
| QB | 3 R.Wilson | FS | 23 S.Terrell |
| RB | 34 T.Rawls | CB | 20 J.Lane |

| Green Bay Packers | | | |
|-------------------|-----------------|---------|------------------|
| Offense | | Defense | |
| WR | 87 J.Nelson | NT | 98 L.Guion |
| LT | 69 D.Bakhtiari | DT | 76 M.Daniels |
| LG | 65 L.Taylor | LOLB | 95 D.Jones |
| C | 63 C.Linsley | ILB | 48 J.Thomas |
| RG | 70 T.Lang | ROLB | 56 J.Peppers |
| RT | 75 B.Bulaga | LCB | 23 D.Randall |
| TE | 89 J.Cook | RCB | 36 L.Gunter |
| WR | 17 D.Adams | CB | 24 Q.Rollins |
| QB | 12 A.Rodgers | SS | 22 M.Burnett |
| RB | 88 T.Montgomery | FS | 21 H.Clinton-Dix |
| FB | 22 A.Ripkowski | S | 33 M.Hyde |

Referee: Walt Coleman (65)

| | 1 | 2 | 3 | 4 | OT | Total |
|----------------|---|----|---|----|----|-------|
| Seattle..... | 3 | 0 | 7 | 0 | 0 | 10 |
| Green Bay..... | 7 | 14 | 7 | 10 | 0 | 38 |

| FIELD GOALS (made () & missed) | | |
|---------------------------------|------|-----------|
| S.Hauschka | (28) | M.Crosby |
| | | 51WR (38) |

| Team | Qtr | Time | Play Description (Extra Point) (Drive Info) | Sea | GB |
|----------|-----|-------|--|-----|----|
| Packers | 1 | 13:30 | D.Adams 66 yd. pass from A.Rodgers (M.Crosby kick) (3-75, 1:30)..... | 0 | 7 |
| Seahawks | 1 | 6:16 | S.Hauschka 28 yd. Field Goal (13-64, 7:14)..... | 3 | 7 |
| Packers | 2 | 9:36 | T.Montgomery 1 yd. run (M.Crosby kick) (4-26, 2:17)..... | 3 | 14 |
| Packers | 2 | 5:15 | J.Nelson 9 yd. pass from A.Rodgers (M.Crosby kick) (5-48, 2:44)..... | 3 | 21 |
| Packers | 3 | 4:24 | J.Nelson 3 yd. pass from A.Rodgers (M.Crosby kick) (7-32, 3:16)..... | 3 | 28 |
| Packers | 4 | 10:31 | M.Crosby 38 yd. Field Goal (5-19, 1:15)..... | 3 | 31 |
| Seahawks | 4 | 8:21 | T.McEvoy 21 yd. pass from R.Wilson (S.Hauschka kick) (7-75, 2:10)..... | 10 | 31 |
| Packers | 4 | 5:43 | J.Janis 19 yd. run (M.Crosby kick) (1-19, 0:07)..... | 10 | 38 |

| Solo Tackles-Assists-Sacks | | | J.Thomas |
|----------------------------|-----------|------------|-----------|
| 10-0-0, | Q.Rollins | 7-0-0, | M.Burnett |
| 5-2- | 0, | J.Elliott | 4-1-1, |
| D.Randall | 4-1-0, | K.Clark | 3-1-0, |
| H.Clinton-Dix | 4-0-0, | M.Daniels | 3-1-0, |
| D.Lowry | 2-2-1, | L.Guion | 2-1-0, |
| M.Hyde | 2-1-0, | C.Ryan | 2-1-0, |
| D.Jones | 1-2-1, | J.Peppers | 1-2-0, |
| J.Ringo | 0-3-0, | C.Matthews | 1-1-0, |
| K.Brice | 1-0-0, | L.Gunter | 0-1-0. |

| Seattle Seahawks | | | | | |
|------------------|-----|-----|------|----|----|
| Rushing | Att | Yd | Avg | Lg | TD |
| T.Rawls | 12 | 67 | 5.6 | 15 | 0 |
| A.Collins | 7 | 23 | 3.3 | 8 | 0 |
| R.Wilson | 4 | 19 | 4.8 | 8 | 0 |
| T.Lockett | 2 | 15 | 7.5 | 13 | 0 |
| T.Pope | 1 | 12 | 12.0 | 12 | 0 |
| Total | 26 | 136 | 5.2 | 15 | 0 |

| Green Bay Packers | | | | | |
|-------------------|-----|----|------|-----|----|
| Rushing | Att | Yd | Avg | Lg | TD |
| T.Montgomery | 9 | 41 | 4.6 | 17 | 1 |
| C.Michael | 10 | 36 | 3.6 | 10 | 0 |
| J.Janis | 1 | 19 | 19.0 | 19t | 1 |
| J.Starks | 2 | 3 | 1.5 | 2 | 0 |
| A.Ripkowski | 3 | 2 | 0.7 | 2 | 0 |
| B.Hundley | 2 | -2 | -1.0 | -1 | 0 |
| A.Rodgers | 3 | -6 | -2.0 | -1 | 0 |
| Total | 30 | 93 | 3.1 | 19t | 2 |

| Passing | | | | | |
|----------|----|-----|--------|----|-----|
| Att | Yd | Com | Yds TD | Lg | Int |
| R.Wilson | 39 | 22 | 240 | 1 | 31 |
| Total | 39 | 22 | 240 | 1 | 31 |

| Passing | | | | | |
|-----------|----|-----|--------|----|-----|
| Att | Yd | Com | Yds TD | Lg | Int |
| A.Rodgers | 23 | 18 | 246 | 3 | 66t |
| B.Hundley | 2 | 0 | 0 | 0 | 0 |
| Total | 25 | 18 | 246 | 3 | 66t |

| Receiving | | | | | |
|-----------|----|-----|------|-----|---|
| No | Yd | Avg | Lg | TD | |
| D.Baldwin | 6 | 46 | 7.7 | 10 | 0 |
| T.Lockett | 4 | 41 | 10.3 | 15 | 0 |
| T.McEvoy | 3 | 41 | 13.7 | 21t | 1 |
| A.Collins | 3 | 33 | 11.0 | 14 | 0 |
| M.Reece | 2 | 38 | 19.0 | 31 | 0 |
| J.Graham | 1 | 16 | 16.0 | 16 | 0 |
| L.Wilson | 1 | 11 | 11.0 | 11 | 0 |
| J.Kearse | 1 | 7 | 7.0 | 7 | 0 |
| T.Rawls | 1 | 7 | 7.0 | 7 | 0 |
| Total | 22 | 240 | 10.9 | 31 | 1 |

| Receiving | | | | | |
|--------------|----|-----|------|-----|---|
| No | Yd | Avg | Lg | TD | |
| J.Nelson | 6 | 41 | 6.8 | 11 | 2 |
| D.Adams | 4 | 104 | 26.0 | 66t | 1 |
| T.Montgomery | 3 | 45 | 15.0 | 24 | 0 |
| R.Cobb | 3 | 33 | 11.0 | 25 | 0 |
| J.Cook | 1 | 15 | 15.0 | 15 | 0 |
| R.Rodgers | 1 | 8 | 8.0 | 8 | 0 |
| Total | 18 | 246 | 13.7 | 66t | 3 |

| P>Returns | | | | | |
|-----------------|----|-----|----|----|----|
| No | Yd | Avg | FC | Lg | TD |
| T.Lockett | 0 | 0 | 0 | 0 | 0 |
| (downed) | 1 | 0 | 0 | 0 | 0 |
| (out of bounds) | 1 | 0 | 0 | 0 | 0 |
| Total | 0 | 0 | 0 | 0 | 0 |

| P>Returns | | | | | |
|-----------------|----|-----|----|----|----|
| No | Yd | Avg | FC | Lg | TD |
| M.Hyde | 1 | 0 | 0 | 0 | 0 |
| R.Cobb | 0 | 0 | 0 | 0 | 0 |
| (out of bounds) | 1 | 0 | 0 | 0 | 0 |
| Total | 1 | 0 | 0 | 0 | 0 |

| Seahawks | | Packers |
|---|----------|----------|
| TOTAL FIRST DOWNS | 22 | 18 |
| By Rushing | 7 | 5 |
| By Passing | 14 | 10 |
| By Penalty | 1 | 3 |
| THIRD-DOWN EFFICIENCY | 6-12-50% | 4-11-36% |
| FOURTH-DOWN EFFICIENCY | 0-1-0% | 0-1-0% |
| TOTAL NET YARDS | 354 | 330 |
| Total Offensive Plays | 68 | 56 |
| Average gain per offensive play | 5.2 | 5.9 |
| NET YARDS RUSHING | 136 | 93 |
| Total Rushing Plays | 26 | 30 |
| Average gain per rushing play | 5.2 | 3.1 |
| Tackles for a loss-number and yards | 2-2 | 5-11 |
| NET YARDS PASSING | 218 | 237 |
| Times thrown - yards lost att. to pass. | 3-22 | 1-9 |
| Gross yards passing | 240 | 246 |
| PASS ATT-COMP-INT | 39-22-5 | 25-18-0 |
| Average gain per pass play | 5.2 | 9.1 |
| KICKOFFS Number-In EZ-Touchbacks | 3-0-0 | 7-3-2 |
| PUNTS Number and Average | 4-34.0 | 4-38.5 |
| Had Blocked | 0 | 0 |
| FGs - PATs had blocked | 0-0 | 0-0 |
| Net Punting Average | 34.0 | 38.5 |
| TOTAL RETURN YARDS (not inc. kickoffs) | 0 | 77 |
| No. and Yards Punt Returns | 0-0 | 1-0 |
| No. and Yards Kickoff Returns | 5-136 | 2-36 |
| No. and Yards Interception Returns | 0-0 | 5-77 |
| PENALTIES Number and Yards | 7-63 | 5-50 |
| FUMBLES Number and Lost | 1-1 | 0-0 |
| TOUCHDOWNS | 1 | 5 |
| Rushing | 0 | 2 |
| Passing | 1 | 3 |
| EXTRA POINTS Made-Attempts | 1-1 | 5-5 |
| Kicking Made-Attempts | 1-1 | 5-5 |
| FIELD GOALS Made-Attempts | 0-0 | 1-2 |
| RED-ZONE EFFICIENCY | 0-1-0% | 4-4-100% |
| GOAL-TO-GO EFFICIENCY | 0-0-0% | 3-3-100% |
| SAFETIES | 0 | 0 |
| FINAL SCORE | 10 | 38 |
| TIME OF POSSESSION | 31:50 | 28:10 |

Soldier Field, Sunday, Dec. 18, 2016. Attendance: 61,137. Time: 3:15. Weather: 11° F, Humidity: 57 percent, Wind: W 12 mph.

CHICAGO — Aaron Rodgers hit Jordy Nelson with a 60-yard pass to set up Mason Crosby's 32-yard field goal as time expired to lift the Green Bay Packers to a 30-27 victory over the Bears on Sunday afternoon in one of the coldest games ever played in Chicago.

Wide receiver-turned-running back Ty Montgomery ran for a career-high 162 yards and two touchdowns, and the Packers (8-6) earned their fourth straight victory despite blowing a 17-point lead in the fourth quarter.

The Bears (3-11) had tied it on a field goal by Connor Barth with 1:19 left. The Packers took over at their 27, and on third down at the 26, Rodgers unleashed a deep pass down the middle of the field to Nelson, who got behind Cre'Von LeBlanc.

With no timeouts, the Packers downed the ball before Crosby booted his winner.

The game-time temperature was 11 degrees with a minus-4 wind chill.

Rodgers threw for 252 yards despite problems with his left hamstring and right calf that kept him out of practice during the week.

Montgomery had several big runs, including a 61-yarder, after coach Mike McCarthy announced he is now a full-time running back.

Christine Michael ran for a 42-yard touchdown. Julius Peppers had a strip-sack that led to a field goal. Ha Ha Clinton-Dix added two interceptions, and the Packers tied the NFL's oldest rivalry for the first time since 1933 at 94-94-6.

Chicago's Matt Barkley threw for 362 yards and two touchdowns, but was picked off three times.

An 8-yard touchdown catch by Alshon Jeffery and 9-yard run by Jordan Howard midway through the fourth cut it to 27-24.

The Bears took over on their 21 with 5:42 remaining and had a third down at the Packers 4 when Micah Hyde reached in front of Meredith at the goal line, forcing Chicago to settle for Barth's tying field goal.

Green Bay Packers

| Offense | | Defense | |
|---------|--------------|---------|---------------|
| WR 87 | J.Nelson | NT 98 | L.Guion |
| LT 69 | D.Bakhtiari | DT 76 | M.Daniels |
| LG 65 | L.Taylor | LOLB 95 | D.Jones |
| C 63 | C.Linsley | ILB 47 | J.Ryan |
| RG 70 | T.Lang | ILB 48 | J.Thomas |
| RT 75 | B.Bulaga | ROLB 56 | J.Peppers |
| TE 82 | R.Rodgers | LCB 23 | D.Randall |
| WR 17 | D.Adams | RCB 36 | L.Gunter |
| QB 12 | A.Rodgers | SS 42 | M.Burnett |
| RB 88 | T.Montgomery | FS 21 | H.Clinton-Dix |
| FB 22 | A.Ripkowski | CB 24 | Q.Rollins |

Chicago Bears

| Offense | | Defense | |
|---------|-------------|---------|--------------|
| WR 17 | A.Jeffery | DE 96 | A.Hicks |
| TE 85 | D.Brown | DE 98 | M.Unrein |
| RT 70 | B.Massie | OLB 94 | L.Floyd |
| RG 62 | T.Larsen | ILB 44 | N.Kwiatkoski |
| C 65 | C.Whitehair | ILB 53 | J.Timu |
| LG 71 | J.Sitton | OLB 97 | W.Young |
| LT 72 | C.Leno | CB 21 | T.Porter |
| QB 12 | M.Barkley | S 26 | D.Bush |
| RB 24 | J.Howard | S 38 | A.Amos |
| WR 81 | C.Meredith | CB 22 | C.LeBlanc |
| WR 14 | D.Thompson | NB 30 | D.Hurst |



Referee: Ronald Torbert (62)

| | 1 | 2 | 3 | 4 | OT | Total |
|-----------|---|----|----|----|----|-------|
| Green Bay | 7 | 3 | 17 | 3 | 0 | 30 |
| Chicago | 0 | 10 | 0 | 17 | 0 | 27 |

FIELD GOALS (made () & missed)

| | | | | | | |
|----------|------|------|------|---------|------|------|
| M.Crosby | (34) | (18) | (32) | C.Barth | (26) | (22) |
|----------|------|------|------|---------|------|------|

| Team | Qtr | Time | Play Description (Extra Point) (Drive Info) | GB | Chi |
|---------|-----|-------|--|----|-----|
| Packers | 1 | 9:57 | T.Montgomery 4 yd. run (M.Crosby kick) (9-73, 5:03) | 7 | 0 |
| Bears | 2 | 6:00 | C.Barth 26 yd. Field Goal (10-64, 5:12) | 7 | 3 |
| Bears | 2 | 2:16 | J.Bellamy 10 yd. pass from M.Barkley (C.Barth kick) (4-55, 2:08) | 7 | 10 |
| Packers | 2 | 0:32 | M.Crosby 34 yd. Field Goal (9-69, 1:44) | 10 | 10 |
| Packers | 3 | 11:10 | M.Crosby 18 yd. Field Goal (6-16, 3:43) | 13 | 10 |
| Packers | 3 | 4:53 | T.Montgomery 3 yd. run (M.Crosby kick) (7-58, 4:35) | 20 | 10 |
| Packers | 3 | 1:03 | C.Michael 42 yd. run (M.Crosby kick) (2-45, 0:52) | 27 | 10 |
| Bears | 4 | 13:27 | A.Jeffery 8 yd. pass from M.Barkley (C.Barth kick) (6-75, 2:36) | 27 | 17 |
| Bears | 4 | 7:34 | J.Howard 9 yd. run (C.Barth kick) (9-78, 3:37) | 27 | 24 |
| Bears | 4 | 1:19 | C.Barth 22 yd. Field Goal (14-75, 4:23) | 27 | 27 |
| Packers | 4 | 0:00 | M.Crosby 32 yd. Field Goal (5-59, 1:19) | 30 | 27 |

Solo Tackles-Assists-Sacks:

J.Thomas 8-2-0, J.Ryan 6-2-0, Q.Rollins 6-0-0, L.Guion 4-2-0, H.Clinton-Dix 4-1-0, M.Daniels 3-2-0, M.Burnett 3-1-0, J.Peppers 3-1-1, L.Gunter 3-0-0, M.Hyde 2-0-0, D.Randall 2-0-0, D.Jones 0-2-0, D.Lovry 0-2-0, K.Brice 1-0-0, B.Martinez 0-1-0.

Green Bay Packers

| Rushing | Att | Yd | Avg | Lg | TD |
|--------------|-----|-----|------|-----|----|
| T.Montgomery | 16 | 162 | 10.1 | 61 | 2 |
| C.Michael | 4 | 45 | 11.3 | 42t | 1 |
| A.Rodgers | 3 | 19 | 6.3 | 8 | 0 |
| Total | 23 | 226 | 9.8 | 61 | 3 |

Chicago Bears

| Rushing | Att | Yd | Avg | Lg | TD |
|------------|-----|----|-----|----|----|
| J.Howard | 17 | 90 | 5.3 | 13 | 1 |
| J.Langford | 1 | 4 | 4.0 | 4 | 0 |
| K.Carey | 1 | 1 | 1.0 | 1 | 0 |
| Total | 19 | 95 | 5.0 | 13 | 1 |

| Passing | Att | Cm | Yds | TD | Lg | In |
|-----------|-----|----|-----|----|----|----|
| A.Rodgers | 31 | 19 | 252 | 0 | 60 | 0 |
| Total | 31 | 19 | 252 | 0 | 60 | 0 |

| Passing | Att | Cm | Yds | TD | Lg | In |
|-----------|-----|----|-----|----|----|----|
| M.Barkley | 43 | 30 | 362 | 2 | 34 | 3 |
| Total | 43 | 30 | 362 | 2 | 34 | 3 |

| Receiving | No | Yd | Avg | Lg | TD |
|--------------|----|-----|------|----|----|
| J.Nelson | 7 | 124 | 17.7 | 60 | 0 |
| J.Cook | 6 | 85 | 14.2 | 27 | 0 |
| D.Adams | 2 | 25 | 12.5 | 19 | 0 |
| T.Montgomery | 2 | 1 | 0.5 | 2 | 0 |
| R.Rodgers | 1 | 10 | 10.0 | 10 | 0 |
| G.Allison | 1 | 7 | 7.0 | 7 | 0 |
| Total | 19 | 252 | 13.3 | 60 | 0 |

| Receiving | No | Yd | Avg | Lg | TD |
|------------|----|-----|------|-----|----|
| C.Meredith | 9 | 104 | 11.6 | 34 | 0 |
| D.Thompson | 8 | 110 | 13.8 | 20 | 0 |
| A.Jeffery | 6 | 89 | 14.8 | 27 | 1 |
| J.Howard | 4 | 23 | 5.8 | 9 | 0 |
| J.Langford | 1 | 18 | 18.0 | 18 | 0 |
| J.Bellamy | 1 | 10 | 10.0 | 10t | 1 |
| D.Brown | 1 | 8 | 8.0 | 8 | 0 |
| Total | 30 | 362 | 12.1 | 34 | 2 |

| Intercept. | No | Yd | Avg | Lg | TD |
|---------------|----|----|------|----|----|
| H.Clinton-Dix | 2 | 43 | 21.5 | 27 | 0 |
| M.Hyde | 1 | 0 | 0.0 | 0 | 0 |
| Total | 3 | 43 | 14.3 | 27 | 0 |

| Intercept. | No | Yd | Avg | Lg | TD |
|------------|----|----|-----|----|----|
| Total | 0 | 0 | 0.0 | 0 | 0 |

| P>Returns | No | Yd | Avg | FC | Lg | TD |
|-----------------|----|----|-----|----|----|----|
| M.Hyde (downed) | 1 | 2 | 2.0 | 0 | 2 | 0 |
| Total | 1 | 2 | 2.0 | 0 | 2 | 0 |

| P>Returns | No | Yd | Avg | FC | Lg | TD |
|---------------------------|----|----|-----|----|----|----|
| C.LeBlanc (out of bounds) | 1 | 0 | 0.0 | 0 | 0 | 0 |
| Total | 2 | 17 | 8.5 | 1 | 9 | 0 |

| K>Returns | No | Yd | Avg | Lg | TD |
|------------------|----|----|------|----|----|
| T.Montgomery | 4 | 57 | 14.3 | 17 | 0 |
| J.Janis (t'back) | 1 | 21 | 21.0 | 21 | 0 |
| Total | 3 | 0 | 0.0 | 0 | 0 |
| Total | 5 | 78 | 15.6 | 21 | 0 |

| K>Returns | No | Yd | Avg | Lg | TD |
|---------------------|----|----|------|----|----|
| D.Thompson (t'back) | 2 | 0 | 0.0 | 0 | 0 |
| Total | 4 | 87 | 21.8 | 27 | 0 |

| | Packers | Bears |
|--|----------|---------|
| TOTAL FIRST DOWNS | 20 | 29 |
| By Rushing | 9 | 5 |
| By Passing | 9 | 21 |
| By Penalty | 2 | 3 |
| THIRD-DOWN EFFICIENCY | 3-10-30% | 3-8-38% |
| FOURTH-DOWN EFFICIENCY | 0-1-0% | 0-0-0% |
| TOTAL NET YARDS | 451 | 449 |
| Total Offensive Plays | 58 | 63 |
| Average gain per offensive play | 7.8 | 7.1 |
| NET YARDS RUSHING | 226 | 95 |
| Total Rushing Plays | 23 | 19 |
| Average gain per rushing play | 9.8 | 5.0 |
| Tackles for a loss-number and yards | 4-6 | 0-0 |
| NET YARDS PASSING | 225 | 354 |
| Times thrown - yards lost att. to pass | 4-27 | 1-8 |
| Gross yards passing | 252 | 362 |
| PASS ATT-COMP-INT | 31-19-0 | 43-30-3 |
| Average gain per pass play | 6.4 | 8.0 |
| KICKOFFS Number-In EZ-Touchbacks | 6-2-2 | 6-1-1 |
| PUNTS Number and Average | 4-42-0 | 2-44-0 |
| Had Blocked | 0 | 0 |
| FGs - PATs had blocked | 0-0 | 0-0 |
| Net Punting Average | 37.8 | 43.0 |
| TOTAL RETURN YARDS (not inc. kickoffs) | 45 | 17 |
| No. and Yards Punt Returns | 1-2 | 2-17 |
| No. and Yards Kickoff Returns | 5-78 | 4-87 |
| No. and Yards Interception Returns | 3-43 | 0-0 |
| PENALTIES Number and Yards | 8-64 | 6-40 |
| FUMBLES Number and Lost | 0-0 | 1-1 |
| TOUCHDOWNS | 3 | 3 |
| Rushing | 3 | 1 |
| Passing | 0 | 2 |
| EXTRA POINTS Made-Attempts | 3-3 | 3-3 |
| Kicking Made-Attempts | 3-3 | 3-3 |
| FIELD GOALS Made-Attempts | 3-3 | 2-2 |
| RED-ZONE EFFICIENCY | 2-5-40% | 3-5-60% |
| GOAL-TO-GO EFFICIENCY | 2-3-67% | 2-3-67% |
| SAFETIES | 0 | 0 |
| FINAL SCORE | 30 | 27 |
| TIME OF POSSESSION | 32:47 | 28:13 |

2016 REVIEW
COMMUNITY
ADMIN. & COACHES
VETERANS
DRAFT & FREE AGENTS
2016 REVIEW
RECORDS & HISTORY
LAMBEAU FIELD
MISC.

Lambeau Field, Saturday, Dec. 24, 2016. Attendance: 77,856. Time: 3:12. Weather: 37° F, Humidity: 78 percent, Wind: W 8 mph.

GREEN BAY, Wis. — The Packers won their fifth straight game, riding a big-play passing attack and an opportunistic defense in a 38-25 victory on Saturday over the Minnesota Vikings. Aaron Rodgers threw for 347 yards and four scores, and the Packers cashed in on two Vikings turnovers with touchdown drives.

Jordy Nelson had 154 yards and two touchdowns from 21 yards and 2 yards in the first half.

Green Bay built a 28-13 lead at halftime, with Rodgers accounting for all four scores. He finished 28 of 38, and shrugged off his right calf injury after scrambling for a 6-yard touchdown late in the second quarter and making a rare Lambeau Leap.

Sam Bradford threw for 382 yards and three touchdowns, including a 71-yard touchdown pass to Adam Thielen in the second quarter. Thielen had a career-high 202 yards, 12 catches and two scores.

Maybe the Vikings were sluggish after the team plane got stuck in the grass on the way to the gate at a Wisconsin airport on Friday night after making a safe landing, forcing a delay of more than five hours. Zimmer didn't think it had an impact.

Rodgers and Nelson set a Packers record on their 21-yard score in the first quarter. It was the 58th touchdown for the duo, breaking the tie with the Brett Favre-Antonio Freeman combination.

Clay Matthews made a difference against the Vikings, including the strip-sack of Bradford late in the second quarter that led to Rodgers' touchdown run, along with two key pass deflections and another pressure early in the third quarter.



Minnesota Vikings

| Offense | | | | Defense | | | |
|---------|----|-------------|-----|---------|-------------|--|--|
| WR | 19 | A.Thielen | LE | 96 | B.Robison | | |
| LT | 68 | T.Clemmings | DT | 93 | S.Stephen | | |
| LG | 76 | A.Boone | NT | 98 | L.Joseph | | |
| C | 62 | N.Easton | RE | 97 | E.Griffen | | |
| RG | 61 | J.Berger | MLB | 54 | E.Kendricks | | |
| RT | 78 | J.Sirles | SLB | 55 | A.Barr | | |
| TE | 82 | K.Rudolph | LCB | 23 | T.Newman | | |
| WR | 14 | S.Diggs | RCB | 29 | X.Rhodes | | |
| WR | 84 | C.Patterson | SS | 34 | A.Sendejo | | |
| QB | 8 | S.Bradford | FS | 22 | H.Smith | | |
| RB | 21 | J.McKinnon | CB | 24 | C.Munnerlyn | | |

Green Bay Packers

| Offense | | | | Defense | | | |
|---------|----|--------------|------|---------|---------------|--|--|
| WR | 87 | J.Nelson | DT | 98 | L.Guion | | |
| LT | 69 | D.Bakhtiari | DT | 76 | M.Daniels | | |
| LG | 65 | L.Taylor | LOLB | 95 | D.Jones | | |
| C | 63 | C.Linsley | ILB | 47 | J.Ryan | | |
| RG | 70 | T.Lang | ILB | 46 | J.Thomas | | |
| RT | 75 | B.Bulaga | ROLB | 56 | J.Peppers | | |
| WR | 81 | G.Allison | LCB | 24 | Q.Rollins | | |
| WR | 17 | D.Adams | RCB | 36 | L.Gunter | | |
| QB | 12 | A.Rodgers | CB | 33 | M.Hyde | | |
| RB | 88 | T.Montgomery | SS | 42 | M.Burnett | | |
| FB | 22 | A.Ripkowski | FS | 21 | H.Clinton-Dix | | |

Referee: Jeff Triplett (42)

| | 1 | 2 | 3 | 4 | OT | Total |
|-----------|----|----|---|----|----|-------|
| Minnesota | 3 | 10 | 0 | 12 | 0 | 25 |
| Green Bay | 14 | 14 | 0 | 10 | 0 | 38 |

FIELD GOALS (made () & missed)

| | | | |
|-----------|-----------|----------|------|
| K.Forbath | (22) (26) | M.Crosby | (48) |
|-----------|-----------|----------|------|

Team Qtr Time Play Description (Extra Point) (Drive Info)

| Team | Qtr | Time | Play Description (Extra Point) | Min | GB |
|---------|-----|-------|---|-----|----|
| Packers | 1 | 7:13 | J.Nelson 21 yd. pass from A.Rodgers (M.Crosby kick) (5-61, 2:40) | 0 | 7 |
| Vikings | 1 | 3:37 | K.Forbath 22 yd. field goal (8-65, 3:36) | 0 | 3 |
| Packers | 1 | 1:49 | D.Adams 20 yd. pass from A.Rodgers (M.Crosby kick) (4-74, 1:48) | 0 | 3 |
| Vikings | 2 | 12:30 | K.Forbath 26 yd. field goal (12-67, 4:19) | 0 | 6 |
| Packers | 2 | 8:11 | J.Nelson 2 yd. pass from A.Rodgers (M.Crosby kick) (3-42, 1:36) | 0 | 6 |
| Vikings | 2 | 7:24 | A.Thielen 71 yd. pass from S.Bradford (K.Forbath kick) (2-75, 0:47) | 0 | 21 |
| Packers | 2 | 0:24 | A.Rodgers 6 yd. run (M.Crosby kick) (6-54, 0:30) | 0 | 13 |
| Packers | 4 | 14:55 | M.Crosby 48 yd. field goal (10-14, 4:05) | 0 | 31 |
| Packers | 4 | 9:02 | R.Rodgers 13 yd. pass from A.Rodgers (M.Crosby kick) (7-53, 4:23) | 0 | 38 |
| Vikings | 4 | 0:32 | S.Diggs 3 yd. pass from S.Bradford (kick failed, hru) (13-75, 4:42) | 0 | 19 |
| Vikings | 4 | 0:32 | A.Thielen 8 yd. pass from S.Bradford (run failed) (10-34, 3:07) | 0 | 25 |

Solo Tackles-Assists-Sacks: J.Thomas

| |
|---|
| 6-0-0, H.Clinton-Dix 3-2-0, M.Burnett 4-0-0, D.Randall 3-0-0, Q.Rollins 3-0-0, M.Hyde 2-1-0, L.Gunter 2-0-0, N.Perry 2-0-2, K.Brice 1-0-0, M.Daniels 1-0-1, C.Matthews 1-0-1, J.Peppers 1-0-0, J.Ryan 1-0-0, L.Guion 0-1-0. |
|---|

Minnesota Vikings

| Rushing | Att | Yd | Avg | Lg | TD |
|------------|-----|----|-----|----|----|
| J.McKinnon | 11 | 50 | 4.5 | 11 | 0 |
| M.Asiatia | 6 | 34 | 5.7 | 9 | 0 |
| S.Bradford | 2 | 5 | 2.5 | 5 | 0 |
| A.Thielen | 1 | 4 | 4.0 | 4 | 0 |
| Total | 20 | 93 | 4.7 | 11 | 0 |

Green Bay Packers

| Rushing | Att | Yd | Avg | Lg | TD |
|----------------|-----|-----|-----|----|----|
| T.Montgomery 9 | 23 | 2.6 | 6 | 0 | |
| A.Rodgers | 2 | 13 | 6.5 | 7 | 1 |
| C.Michael | 4 | 4 | 1.0 | 6 | 0 |
| Total | 15 | 40 | 2.7 | 7 | 1 |

Passing Att Cm Yds TD Lg In

| | | | | | | |
|------------|----|----|-----|---|-----|---|
| S.Bradford | 50 | 34 | 382 | 3 | 71t | 0 |
| Total | 50 | 34 | 382 | 3 | 71t | 0 |

Passing Att Cm Yds TD Lg In

| | | | | | | |
|-----------|----|----|-----|---|----|---|
| A.Rodgers | 38 | 28 | 347 | 4 | 48 | 0 |
| B.Hundley | 1 | 0 | 0 | 0 | 0 | 0 |
| Total | 39 | 28 | 347 | 4 | 48 | 0 |

Receiving No Yd Avg Lg TD

| | | | | | |
|-------------|----|-----|------|-----|---|
| A.Thielen | 12 | 202 | 16.8 | 71t | 2 |
| K.Rudolph | 6 | 53 | 8.8 | 21 | 0 |
| J.McKinnon | 5 | 35 | 7.0 | 20 | 0 |
| S.Diggs | 4 | 29 | 7.3 | 13 | 1 |
| M.Asiatia | 3 | 30 | 10.0 | 14 | 0 |
| C.Patterson | 2 | 13 | 6.5 | 10 | 0 |
| C.Johnson | 1 | 16 | 16.0 | 16 | 0 |
| D.Morgan | 1 | 4 | 4.0 | 4 | 0 |
| Total | 34 | 382 | 11.2 | 71t | 3 |

Receiving No Yd Avg Lg TD

| | | | | | |
|----------------|----|-----|------|-----|---|
| J.Nelson | 9 | 154 | 17.1 | 48 | 2 |
| G.Allison | 4 | 66 | 16.5 | 32 | 0 |
| D.Adams | 4 | 44 | 11.0 | 20t | 1 |
| T.Montgomery 4 | 17 | 4.3 | 10 | 0 | |
| J.Cook | 3 | 37 | 12.3 | 30 | 0 |
| R.Rodgers | 2 | 20 | 10.0 | 13t | 1 |
| J.Janis | 1 | 8 | 8.0 | 8 | 0 |
| C.Michael | 1 | 1 | 1.0 | 1 | 0 |
| Total | 28 | 347 | 12.4 | 48 | 4 |

Intercept. No Yd Avg Lg TD

| | | | | | |
|-------|---|---|-----|---|---|
| Total | 0 | 0 | 0.0 | 0 | 0 |
|-------|---|---|-----|---|---|

Intercept. No Yd Avg Lg TD

| | | | | | |
|-------|---|---|-----|---|---|
| Total | 0 | 0 | 0.0 | 0 | 0 |
|-------|---|---|-----|---|---|

P>Returns No Yd Avg FC Lg TD

| | | | | | | |
|-----------|---|----|------|---|----|---|
| M.Sherels | 2 | 20 | 10.0 | 3 | 20 | 0 |
| (t'back) | 1 | 0 | 0.0 | 0 | 0 | 0 |
| Total | 2 | 20 | 10.0 | 3 | 20 | 0 |

P>Returns No Yd Avg FC Lg TD

| | | | | | | |
|--------|---|----|------|---|----|---|
| M.Hyde | 4 | 40 | 10.0 | 1 | 19 | 0 |
| Total | 4 | 40 | 10.0 | 1 | 19 | 0 |

K>Returns No Yd Avg Lg TD

| | | | | | |
|-----------|---|----|------|----|---|
| A.Thielen | 1 | 19 | 19.0 | 19 | 0 |
| D.Morgan | 1 | 11 | 11.0 | 11 | 0 |
| (t'back) | 5 | 0 | 0.0 | 0 | 0 |
| Total | 2 | 30 | 15.0 | 19 | 0 |

K>Returns No Yd Avg Lg TD

| | | | | | |
|----------------|----|------|------|----|---|
| C.Michael | 3 | 64 | 21.3 | 30 | 0 |
| T.Montgomery 1 | 21 | 21.0 | 21 | 0 | |
| (t'back) | 1 | 0 | 0.0 | 0 | 0 |
| Total | 4 | 85 | 21.3 | 30 | 0 |

| | | |
|---|----------|----------|
| TOTAL FIRST DOWNS | 22 | 19 |
| By Rushing | 4 | 1 |
| By Passing | 18 | 18 |
| By Penalty | 0 | 0 |
| THIRD-DOWN EFFICIENCY | 5-15-33% | 6-13-46% |
| FOURTH-DOWN EFFICIENCY | 3-3-100% | 0-0-0% |
| TOTAL NET YARDS | 446 | 348 |
| Total Offensive Plays | 74 | 58 |
| Average gain per offensive play | 6.0 | 6.0 |
| NET YARDS RUSHING | 93 | 40 |
| Total Rushing Plays | 20 | 15 |
| Average gain per rushing play | 4.7 | 2.7 |
| Tackles for a loss-number and yards | 0-0 | 3-6 |
| NET YARDS PASSING | 353 | 308 |
| Times thrown - yards lost att. to pass. | 4-29 | 4-39 |
| Gross yards passing | 382 | 347 |
| PASS ATT-COMP-INT | 50-34-0 | 39-28-0 |
| Average gain per pass play | 6.5 | 7.2 |
| KICKOFFS Number-In EZ-Touchbacks | 6-3-1 | 7-5-5 |
| PUNTS Number and Average | 5-37.2 | 6-43.2 |
| Had Blocked | 0 | 0 |
| FGs - PATs had blocked | 0-0 | 0-0 |
| Net Punting Average | 29.2 | 36.5 |
| TOTAL RETURN YARDS (not inc. kickoffs) | 20 | 40 |
| No. and Yards Punt Returns | 2-20 | 4-40 |
| No. and Yards Kickoff Returns | 2-30 | 4-85 |
| No. and Yards Interception Returns | 0-0 | 0-0 |
| PENALTIES Number and Yards | 8-70 | 3-21 |
| FUMBLE Number and Lost | 2-2 | 1-0 |
| TOUCHDOWNS | 3 | 5 |
| Rushing | 0 | 1 |
| Passing | 3 | 4 |
| EXTRA POINTS Made-Attempts | 1-3 | 5-5 |
| Kicking Made-Attempts | 1-2 | 5-5 |
| Rushing Made-Attempts | 0-1 | 0-0 |
| FIELD GOALS Made-Attempts | 2-2 | 1-1 |
| RED-ZONE EFFICIENCY | 2-4-50% | 3-4-75% |
| GOAL-TO-GO EFFICIENCY | 2-3-67% | 2-2-100% |
| SAFETIES | 0 | 0 |
| FINAL SCORE | 25 | 38 |
| TIME OF POSSESSION | 31:01 | 28:59 |

Ford Field, Sunday, Jan. 1, 2017. Attendance: 66,345. Time: 3:21. Weather: Indoors.

DETROIT — Aaron Rodgers was right. The Green Bay Packers ran the table, just as their star quarterback said they could, by capping a six-game winning streak with an NFC North-clinching 31-24 victory over the Detroit Lions on Sunday night.

The Packers (10-6) won their final six games after losing four straight midway through the season, when Rodgers shared his bold thoughts, to win the division for the fifth time in six years. Like his team, Rodgers has been perfect during the streak with 15 TD passes and no interceptions. He will lead fourth-seeded Green Bay on home Sunday against the fifth-seeded New York Giants in an NFC Wild Card game in the Packers' eighth straight postseason appearance.

Detroit (9-7) dropped its last three games after it had a two-game lead in the NFC North, spoiling its shot at winning a division title for the first time since 1993. The Lions, though, will be in the playoffs for the second time in three years with coach Jim Caldwell because the Giants beat the Washington Redskins earlier in the day.

Rodgers, who was 27 of 39 for 307 yards, threw a go-ahead, 3-yard TD pass to Davante Adams with 9:23 left in the third quarter. Rodgers connected with Geronimo Allison and Adams in the end zone in the fourth quarter to give Green Bay a 14-point lead in a game it trailed, 14-7, at halftime.

The Lions had a slim shot to come back from a fourth-quarter deficit to win, as they did eight times this season, when Matthew Stafford connected with Anquan Boldin for a 35-yard touchdown pass with 13 seconds left. The Packers dashed Detroit's hopes by recovering the onside kick and Rodgers had only to kneel once to seal the victory.

Stafford was 26 of 41 for 347 yards with two TDs and an interception. He made some fantastic passes and some he sailed over wide-open receivers.

Rodgers ran for 42 yards, his third-highest total of the season, on 10 carries. By design, he converted a third-and-1 from the Green Bay 34 with a 13-yard run on a bootleg. Rodgers also used his feet to escape sacks and to give his receivers time to get open.

| Green Bay Packers | | | |
|-------------------|-----------------|---------|------------------|
| Offense | | Defense | |
| WR | 87 J.Nelson | NT | 98 L.Guion |
| LT | 69 D.Bakhtiari | DT | 76 M.Daniels |
| LG | 65 L.Taylor | LOLB | 56 J.Peppers |
| C | 63 C.Linsley | ILB | 48 J.Thomas |
| RG | 70 T.Lang | ILB | 42 M.Burnett |
| RT | 75 B.Bulaga | ROLB | 52 C.Matthews |
| WR | 81 G.Allison | LCB | 23 D.Randall |
| WR | 17 D.Adams | RCB | 36 L.Gunter |
| QB | 12 A.Rodgers | CB | 33 M.Hyde |
| RB | 88 T.Montgomery | SS | 29 K.Brice |
| FB | 22 A.Ripkowski | FS | 21 H.Clinton-Dix |

| Detroit Lions | | | |
|---------------|----------------|---------|----------------|
| Offense | | Defense | |
| WR | 15 G.Tate | DE | 98 D.Taylor |
| LT | 68 T.Decker | DT | 91 A.Robinson |
| LG | 72 L.Tomlinson | DT | 92 H.Ngata |
| C | 60 G.Glasgow | DE | 94 E.Anshah |
| RG | 75 L.Warford | OLB | 54 D.Levy |
| RT | 70 C.Robinson | MLB | 59 T.Whitehead |
| TE | 85 E.Ebron | CB | 30 A.Jackson |
| WR | 11 M.Jones | CB | 23 D.Slay |
| WR | 80 A.Boldin | CB | 24 N.Lawson |
| QB | 9 M.Stafford | SS | 32 T.Wilson |
| RB | 34 Z.Zenner | FS | 27 G.Quin |



Referee: Jerome Boger (23)

| | 1 | 2 | 3 | 4 | OT | Total |
|-----------|---|----|---|----|----|-------|
| Green Bay | 0 | 10 | 7 | 14 | 0 | 31 |
| Detroit | 0 | 14 | 0 | 10 | 0 | 24 |

| FIELD GOALS (made / missed) | | | |
|-----------------------------|-------|----------|------------|
| M.Crosby | (5/3) | M.Prater | 39WL (5/4) |

| Team | Qtr | Time | Play Description (Extra Point) (Drive Info) | GB Det |
|---------|-----|-------|--|--------|
| Packers | 2 | 10:47 | A.Ripkowski 7 yd. pass from A.Rodgers (M.Crosby kick) (8-71, 4:09) | 7 0 |
| Lions | 2 | 5:00 | Z.Zenner 1 yd. run (M.Prater kick) (11-80, 5:47) | 7 7 |
| Lions | 2 | 0:23 | G.Tate 3 yd. pass from M.Stafford (M.Prater kick) (11-69, 2:08) | 7 14 |
| Packers | 2 | 0:00 | M.Crosby 53 yd. Field Goal (5-40, 0:23) | 10 14 |
| Packers | 3 | 9:23 | D.Adams 3 yd. pass from A.Rodgers (M.Crosby kick) (10-75, 5:37) | 17 14 |
| Packers | 4 | 10:02 | G.Allison 10 yd. pass from A.Rodgers (kick failed, wr) (10-81, 4:37) | 23 14 |
| Lions | 4 | 7:42 | M.Prater 54 yd. Field Goal (7-33, 2:20) | 23 17 |
| Packers | 4 | 2:50 | D.Adams 9 yd. pass from A.Rodgers (A.Rodgers-D.Adams pass) (11-75, 4:52) | 31 17 |
| Lions | 4 | 0:13 | A.Boldin 35 yd. pass from M.Stafford (M.Prater kick) (1-35, 0:09) | 31 24 |

| Solo Tackles-Assists-Sacks: | | J.Ryan | 4-3- | | | | | | | | | | | | | | | |
|-----------------------------|---------|--------|---------------|-------|-----------|-------|---------|-------|----------|-------|-----------|-------|---------|-------|---------|-------|-----------|-------|
| O, D. | Randall | 6-0-0 | H.Clinton-Dix | 5-1-0 | K.Brice | 5-0-0 | M.Hyde | 3-2-0 | D.Jones | 3-1-0 | M.Daniels | | | | | | | |
| 3-0-0 | L.Guion | 3-0-0 | B.Martinez | 3-0-1 | M.Burnett | 2-1-0 | L.Guion | 2-1-0 | J.Thomas | 2-1-0 | D.Lowry | 2-0-0 | K.Clark | 1-0-0 | N.Perry | 1-0-1 | Q.Rollins | 1-0-0 |

| Green Bay Packers | | | | | |
|-------------------|-----|-----|------|----|----|
| Rushing | Att | Yd | Avg | Lg | TD |
| A.Ripkowski | 9 | 61 | 6.8 | 15 | 0 |
| T.Montgomery | 8 | 44 | 5.5 | 11 | 0 |
| A.Rodgers | 10 | 42 | 4.2 | 13 | 0 |
| C.Michael | 3 | 6 | 2.0 | 4 | 0 |
| J.Kerridge | 1 | 0 | 0.0 | 0 | 0 |
| Total | 31 | 153 | 4.9 | 15 | 0 |
| Passing | | | | | |
| Att | Cm | Yds | TD | Lg | In |
| A.Rodgers | 39 | 27 | 300 | 4 | 39 |
| Total | 39 | 27 | 300 | 4 | 39 |
| Receiving | | | | | |
| No | Yd | Avg | Lg | TD | |
| J.Nelson | 6 | 66 | 11.0 | 20 | 0 |
| D.Adams | 6 | 31 | 5.2 | 9t | 2 |
| G.Allison | 4 | 91 | 22.8 | 39 | 1 |
| J.Cook | 4 | 56 | 14.0 | 24 | 0 |
| T.Montgomery | 3 | 17 | 5.7 | 9 | 0 |
| A.Ripkowski | 2 | 15 | 7.5 | 8 | 1 |
| R.Rodgers | 1 | 14 | 14.0 | 14 | 0 |
| C.Michael | 1 | 10 | 10.0 | 10 | 0 |
| Total | 27 | 300 | 11.1 | 39 | 4 |
| Intercept. | | | | | |
| No | Yd | Avg | Lg | TD | |
| M.Hyde | 1 | 0 | 0.0 | 0 | 0 |
| Total | 1 | 0 | 0.0 | 0 | 0 |
| P>Returns | | | | | |
| No | Yd | Avg | FC | Lg | TD |
| M.Hyde | 4 | 20 | 5.0 | 10 | 0 |
| Total | 4 | 20 | 5.0 | 10 | 0 |
| K>Returns | | | | | |
| No | Yd | Avg | Lg | TD | |
| (t'back) | 4 | 0 | 0.0 | 0 | 0 |
| Total | 0 | 0 | 0.0 | 0 | 0 |

| Detroit Lions | | | | | |
|-----------------|-----|-----|------|-----|-----|
| Rushing | Att | Yd | Avg | Lg | TD |
| Z.Zenner | 20 | 69 | 3.5 | 15 | 1 |
| G.Tate | 1 | 7 | 7.0 | 7 | 0 |
| Total | 21 | 76 | 3.6 | 15 | 1 |
| Passing | | | | | |
| Att | Cm | Yds | TD | Lg | In |
| M.Stafford | 41 | 26 | 347 | 2 | 35t |
| Total | 41 | 26 | 347 | 2 | 35t |
| Receiving | | | | | |
| No | Yd | Avg | Lg | TD | |
| G.Tate | 6 | 77 | 12.8 | 24 | 1 |
| E.Ebron | 6 | 61 | 10.2 | 19 | 0 |
| M.Jones | 5 | 76 | 15.2 | 30 | 0 |
| A.Boldin | 4 | 57 | 14.3 | 35t | 1 |
| Z.Zenner | 4 | 41 | 10.3 | 16 | 0 |
| T.Jones | 1 | 35 | 35.0 | 35 | 0 |
| Total | 26 | 347 | 13.3 | 35t | 2 |
| Intercept. | | | | | |
| No | Yd | Avg | Lg | TD | |
| Total | 0 | 0 | 0.0 | 0 | 0 |
| P>Returns | | | | | |
| No | Yd | Avg | FC | Lg | TD |
| A.Roberts | 0 | 0 | 0.0 | 2 | 0 |
| (downed) | 1 | 0 | 0.0 | 0 | 0 |
| (out of bounds) | 2 | 0 | 0.0 | 0 | 0 |
| Total | 0 | 0 | 0.0 | 2 | 0 |
| K>Returns | | | | | |
| No | Yd | Avg | Lg | TD | |
| A.Roberts | 3 | 72 | 24.0 | 36 | 0 |
| (t'back) | 2 | 0 | 0.0 | 0 | 0 |
| Total | 3 | 72 | 24.0 | 36 | 0 |

| | Packers | Lions |
|--|----------|----------|
| TOTAL FIRST DOWNS | 28 | 24 |
| By Rushing | 9 | 5 |
| By Passing | 17 | 19 |
| By Penalty | 2 | 0 |
| THIRD-DOWN EFFICIENCY | 7-13-54% | 5-12-42% |
| FOURTH-DOWN EFFICIENCY | 0-0-0% | 0-0-0% |
| TOTAL NET YARDS | 448 | 408 |
| Total Offensive Plays | 71 | 64 |
| Average gain per offensive play | 6.3 | 6.4 |
| NET YARDS RUSHING | 153 | 76 |
| Total Rushing Plays | 31 | 21 |
| Average gain per rushing play | 4.9 | 3.6 |
| Tackles for a loss-number and yards | 1-3 | 2-4 |
| NET YARDS PASSING | 295 | 332 |
| Times thrown - yards lost att. to pass | 1-5 | 2-15 |
| Gross yards passing | 300 | 347 |
| PASS ATT-COMP-INT | 39-27-0 | 41-26-1 |
| Average gain per pass play | 7.4 | 7.7 |
| KICKOFFS Number-In Ez-Touchbacks | 5-4-2 | 5-4-4 |
| PUNTS Number and Average | 5-37.2 | 4-50.0 |
| Had Blocked | 0 | 0 |
| FGs - PATs had blocked | 0-0 | 0-0 |
| Net Punting Average | 37.2 | 45.0 |
| TOTAL RETURN YARDS (not inc. kickoffs) | 20 | 0 |
| No. and Yards Punt Returns | 4-20 | 0-0 |
| No. and Yards Kickoff Returns | 0-0 | 3-72 |
| No. and Yards Interception Returns | 1-0 | 0-0 |
| PENALTIES Number and Yards | 10-75 | 5-30 |
| FUMBLES Number and Lost | 0-0 | 0-0 |
| TOUCHDOWNS | 4 | 3 |
| Rushing | 0 | 1 |
| Passing | 4 | 2 |
| EXTRA POINTS Made-Attempts | 3-3 | 3-3 |
| Kicking Made-Attempts | 2-3 | 3-3 |
| Passing Made-Attempts | 1-1 | 0-0 |
| FIELD GOALS Made-Attempts | 1-1 | 1-2 |
| RED-ZONE EFFICIENCY | 4-4-100% | 2-3-67% |
| GOAL-TO-GO EFFICIENCY | 3-3-100% | 2-2-100% |
| SAFETIES | 0 | 0 |
| FINAL SCORE | 31 | 24 |
| TIME OF POSSESSION | 34:09 | 25:51 |

Lambeau Field, Sunday, Jan. 8, 2017. Attendance: 77,549. Time: 3:17. Weather: 14° F, Humidity: 64 percent, Wind: W 7 mph.

GREEN BAY, Wis. — Aaron Rodgers, master of the Hail Mary pass, struck again in another big moment. Rodgers overcame a sluggish start and finished with four touchdown passes, including a momentum-swinging 42-yard heave to Randall Cobb at the end of the second quarter, to lead the Green Bay Packers to a 38-13 win Sunday over the New York Giants in an NFC Wild Card game. Rodgers was 25 of 40 for 362 yards, continuing a remarkable run of quarterback play that helped the Packers win their final six games of the regular season to take the NFC North. Cobb finished with five receptions for 116 yards and three scores.

For much of the first half, the Giants' defense frustrated the two-time NFL MVP. They got pressure on Rodgers and the secondary blanketed the Packers' talented receiving corps, and a few blows even rained down from the stands after New York built a 6-0 lead on two field goals by Robbie Gould.

Green Bay scored two touchdowns in the final 2:20 of the second quarter, punctuated by another remarkable desperation pass by Rodgers. With the ball on the Giants 42, Rodgers took the snap with six seconds left. He rolled to his right before heaving a throw from about the Packers' 47. Cobb somehow got behind three defensive backs near the back of the end zone to haul in the pass, getting both feet down before falling out of bounds. They connected again on a 30-yard touchdown pass late in the third quarter for a 21-13 lead.

A Packers defense ranked 21st in points allowed (24.3) coming into the game limited the production of Odell Beckham Jr., and the Giants' receiving corps in spite of a battered secondary. Beckham finished with four catches for 28 yards. Eli Manning was 23 of 44 for 299 yards, including a 41-yard touchdown pass to Tavarres King in the third quarter.

Davante Adams had eight receptions for 125 yards and a score. Top receiver Jordy Nelson was knocked out of the game with 11 minutes left in the second quarter with a rib injury.



| New York Giants | | | | | | Green Bay Packers | | | | | |
|-----------------|----|------------|---------|----|---------------------|-------------------|----|--------------|---------|----|---------------|
| Offense | | | Defense | | | Offense | | | Defense | | |
| WR | 13 | O.Beckham | LDE | 78 | R.Okwara | WR | 87 | J.Nelson | NT | 98 | L.Guion |
| LT | 74 | E.Flowers | RDT | 98 | D.Harrison | LT | 69 | D.Bakhtiari | DT | 76 | M.Daniels |
| LG | 67 | J.Pugh | RDT | 95 | J.Hankins | LG | 65 | L.Taylor | DLB | 56 | J.Peppers |
| C | 70 | W.Richburg | RDE | 54 | Q.Vernon | C | 63 | C.Linsley | ILB | 47 | J.Ryan |
| RG | 77 | J.Jerry | SLB | 57 | K.Robinson | RG | 70 | T.Lang | ILB | 50 | B.Martinez |
| RT | 73 | M.Newhouse | CB | 24 | E.Apple | RT | 75 | B.Bulaga | ROLB | 52 | C.Matthews |
| TE | 45 | W.Tye | WLB | 52 | J.Casillas | TE | 89 | J.Cook | LCB | 36 | L.Gunter |
| QB | 10 | E.Manning | LCB | 41 | D.Rodgers-Cromartie | WR | 18 | R.Cobb | RCB | 23 | D.Randall |
| WR | 87 | S.Shepard | SS | 21 | L.Collins | WR | 17 | D.Adams | CB | 33 | M.Hyde |
| RB | 28 | P.Perkins | FS | 25 | L.Hall | QB | 12 | A.Rodgers | SS | 42 | M.Burnett |
| WR | 80 | V.Cruz | RCB | 20 | J.Jenkins | RB | 88 | T.Montgomery | FS | 21 | H.Clinton-Dix |

| | 1 | 2 | 3 | 4 | OT | Total | | | |
|-----------------|---|----|----|----|----|-------|---------|---------------------------------|-----------|
| New York Giants | 3 | 3 | 7 | 0 | 0 | 13 | | | |
| Green Bay | 0 | 14 | 10 | 14 | 0 | 38 | R.Gould | FIELD GOALS (made () & missed) | (26) (40) |
| | | | | | | | | M.Crosby | (32) |

| Team | Qtr | Time | Play Description (Extra Point) (Drive Info) | NYG | GB |
|---------|-----|------|---|-----|----|
| Giants | 1 | 5:44 | R.Gould 26 yd. Field Goal (9-54, 3:34) | 3 | 0 |
| Giants | 2 | 7:24 | R.Gould 40 yd. Field Goal (7-70, 2:47) | 6 | 0 |
| Packers | 2 | 2:20 | D.Adams 5 yd. pass from A.Rodgers (M.Crosby kick) (3-38, 1:25) | 6 | 7 |
| Packers | 2 | 0:00 | R.Cobb 42 yd. pass from A.Rodgers (M.Crosby kick) (8-80, 1:38) | 6 | 14 |
| Giants | 3 | 5:16 | T.King 41 yd. pass from E.Manning (R.Gould kick) (2-41, 0:45) | 13 | 14 |
| Packers | 3 | 2:53 | R.Cobb 30 yd. pass from A.Rodgers (M.Crosby kick) (4-63, 2:23) | 13 | 21 |
| Packers | 3 | 0:21 | M.Crosby 32 yd. Field Goal (5-23, 1:29) | 13 | 24 |
| Packers | 4 | 9:19 | R.Cobb 16 yd. pass from A.Rodgers (M.Crosby kick) (10-80, 5:14) | 13 | 31 |
| Packers | 4 | 2:43 | A.Ripkowski 1 yd. run (M.Crosby kick) (9-55, 5:48) | 13 | 38 |

Solo Tackles-Assists-Sacks: J.Ryan 7-4-0, M.Hyde 7-0-0, D.Randall 5-1-0, H.Clinton-Dix 4-2-0, M.Burnett 5-0-0, M.Daniels 4-1-0, L.Guion 0-4-0, J.Peppers 3-0-1, B.Martinez 2-1-0, L.Gunter 2-0-0, J.Thomas 1-0-0, C.Clark 0-2-0, K.Brice 1-0-0, D.Jones 1-0-0, C.Matthews 1-0-1, D.Lowry 0-1-0, K.Fackrell 0-1-0.

| New York Giants | | | | | | Green Bay Packers | | | | | |
|-----------------|-----|-----|------|----|----|-------------------|-----|-----|------|----|----|
| Rushing | Att | Yd | Avg | Lg | TD | Rushing | Att | Yd | Avg | Lg | TD |
| P.Perkins | 10 | 30 | 3.0 | 14 | 0 | C.Michael | 10 | 47 | 4.7 | 10 | 0 |
| R.Jennings | 5 | 29 | 5.8 | 11 | 0 | T.Montgomery | 11 | 27 | 2.5 | 9 | 0 |
| E.Manning | 1 | 11 | 11.0 | 11 | 0 | A.Ripkowski | 2 | 1 | 0.5 | 11 | 1 |
| B.Rainey | 1 | 0 | 0.0 | 0 | 0 | A.Rodgers | 2 | 0 | 0.0 | 1 | 0 |
| Total | 17 | 70 | 4.1 | 14 | 0 | Total | 25 | 75 | 3.0 | 10 | 1 |
| Passing | Att | Cm | Yds | TD | Lg | Passing | Att | Cm | Yds | TD | Lg |
| E.Manning | 44 | 23 | 299 | 1 | 51 | A.Rodgers | 40 | 25 | 362 | 4 | 42 |
| Total | 44 | 23 | 299 | 1 | 51 | Total | 40 | 25 | 362 | 4 | 42 |
| Receiving | No | Yd | Avg | Lg | TD | Receiving | No | Yd | Avg | Lg | TD |
| W.Tye | 4 | 66 | 16.5 | 51 | 0 | D.Adams | 8 | 125 | 15.6 | 31 | 1 |
| S.Shepard | 4 | 63 | 15.8 | 26 | 0 | R.Cobb | 5 | 116 | 23.2 | 42 | 3 |
| O.Beckham | 4 | 28 | 7.0 | 11 | 0 | J.Cook | 5 | 48 | 9.6 | 16 | 0 |
| T.King | 3 | 73 | 24.3 | 41 | 1 | T.Montgomery | 3 | 41 | 13.7 | 34 | 0 |
| V.Cruz | 3 | 30 | 10.0 | 17 | 0 | A.Ripkowski | 2 | 11 | 5.5 | 6 | 0 |
| P.Perkins | 3 | 27 | 9.0 | 17 | 0 | J.Nelson | 1 | 13 | 13.0 | 13 | 0 |
| B.Rainey | 1 | 8 | 8.0 | 8 | 0 | G.Allison | 1 | 8 | 8.0 | 8 | 0 |
| R.Jennings | 1 | 4 | 4.0 | 4 | 0 | Total | 25 | 362 | 14.5 | 42 | 4 |
| Total | 23 | 299 | 13.0 | 51 | 1 | Total | 25 | 362 | 14.5 | 42 | 4 |
| Intercept. | No | Yd | Avg | Lg | TD | Intercept. | No | Yd | Avg | Lg | TD |
| Total | 0 | 0 | 0.0 | 0 | 0 | D.Randall | 1 | 78 | 78.0 | 78 | 0 |
| | | | | | | Total | 1 | 78 | 78.0 | 78 | 0 |
| P>Returns | No | Yd | Avg | FC | Lg | P>Returns | No | Yd | Avg | FC | Lg |
| D.Harris | 3 | 4 | 1.3 | 1 | 3 | M.Hyde | 5 | 50 | 10.0 | 2 | 23 |
| (downed) | 2 | 0 | 0.0 | 0 | 0 | (out of bounds) | 1 | 0 | 0.0 | 0 | 0 |
| Total | 3 | 4 | 1.3 | 1 | 3 | Total | 5 | 50 | 10.0 | 2 | 23 |
| K>Returns | No | Yd | Avg | Lg | TD | K>Returns | No | Yd | Avg | Lg | TD |
| D.Harris | 2 | 55 | 27.5 | 31 | 0 | J.Janis | 3 | 77 | 25.7 | 33 | 0 |
| O.Beckham | 2 | 48 | 24.0 | 24 | 0 | C.Michael | 1 | 31 | 31.0 | 31 | 0 |
| B.Rainey | 1 | 0 | 0.0 | 0 | 0 | Total | 4 | 108 | 27.0 | 33 | 0 |
| (t'back) | 1 | 0 | 0.0 | 0 | 0 | | | | | | |
| Total | 5 | 103 | 20.6 | 31 | 0 | | | | | | |

| | Giants | Packers |
|--|----------|----------|
| TOTAL FIRST DOWNS | 15 | 23 |
| By Rushing | 3 | 5 |
| By Passing | 12 | 17 |
| By Penalty | 0 | 1 |
| THIRD-DOWN EFFICIENCY | 5-16-31% | 5-14-36% |
| FOURTH-DOWN EFFICIENCY | 1-1-100% | 1-2-50% |
| TOTAL NET YARDS | 365 | 406 |
| Total Offensive Plays | 63 | 70 |
| Average gain per offensive play | 5.8 | 5.8 |
| NET YARDS RUSHING | 70 | 75 |
| Total Rushing Plays | 17 | 25 |
| Average gain per rushing play | 4.1 | 3.0 |
| Tackles for a loss-number and yards | 1-2 | 1-1 |
| NET YARDS PASSING | 295 | 331 |
| Times thrown - yards lost att. to pass | 2-4 | 5-31 |
| Gross yards passing | 299 | 362 |
| PASS ATT-COMP-INT. | 44-23-1 | 40-25-0 |
| Average gain per pass play | 6.4 | 7.4 |
| KICKOFFS Number-In EZ-Touchbacks | 4-0-0 | 6-2-1 |
| PUNTS Number and Average | 8-39.0 | 6-42.0 |
| Had Blocked | 0 | 0 |
| FGs - PATs had blocked | 0-0 | 0-0 |
| Net Punting Average | 32.8 | 41.3 |
| TOTAL RETURN YARDS (not inc. kickoffs) | 4 | 128 |
| No. and Yards Punt Returns | 3-4 | 5-50 |
| No. and Yards Kickoff Returns | 5-103 | 4-108 |
| No. and Yards Interception Returns | 0-0 | 1-78 |
| PENALTIES Number and Yards | 3-42 | 2-21 |
| FUMBLES Number and Lost | 1-1 | 0-0 |
| TOUCHDOWNS | 1 | 5 |
| Rushing | 0 | 1 |
| Passing | 1 | 4 |
| EXTRA POINTS Made-Attempts | 1-1 | 5-5 |
| Kicking Made-Attempts | 1-1 | 5-5 |
| FIELD GOALS Made-Attempts | 2-2 | 1-1 |
| RED-ZONE EFFICIENCY | 0-2-0% | 3-4-75% |
| GOAL-TO-GO EFFICIENCY | 0-0-0% | 2-2-100% |
| SAFETIES | 0 | 0 |
| FINAL SCORE | 13 | 38 |
| TIME OF POSSESSION | 25:29 | 34:31 |

AT&T Stadium, Sunday, Jan. 15, 2017. Attendance: 93,396. Time: 3:22. Weather: Indoors.

ARLINGTON, Texas — Aaron Rodgers threw a 36-yard pass to a toe-dragging Jared Cook on the sideline, and Mason Crosby kicked a 51-yard field goal on the next play as time expired, sending the Packers to the NFC Championship Game with their eighth straight win while thwarting a Dallas rally in a 34-31 victory in the divisional round of the playoffs Sunday.

The throw on the run from Rodgers to Cook came on third-and-20 with 12 seconds left, and after the Cowboys tied the score twice in the final 4:08 after trailing by 18 in the first half and by 15 to start the fourth quarter.

Dallas' rally was led by rookie sensations Dak Prescott and Ezekiel Elliott in their playoff debuts, and the first two career postseason touchdown catches for star receiver Dez Bryant along with the first for 14th-year tight end Jason Witten.

Crosby's winner was the third field goal of more than 50 yards in the final 1:33 — two from Crosby and one from Dallas' Dan Bailey.

Cook, who had six catches for a team-leading 104 yards, kept both feet inbounds with a knee just above the ground out of bounds on the decisive play. The play was confirmed on review.

Prescott got Dallas' rally going with a 40-yard touchdown toss in the first half to Bryant, the first playoff TD for the star receiver. Then he set the stage for the first tying score on a 6-yarder to Witten to get within 28-20.

After a 7-yard scoring pass to Bryant — who had nine catches for 132 yards — Prescott ran in the tying two-point conversion with 4:08 to go. McCarthy passed Vince Lombardi and Mike Holmgren on Green Bay's coaching victory list with his 10th postseason win.

Green Bay Packers

| Offense | | Defense | |
|---------|--------------|---------|---------------|
| WR 17 | D.Adams | NT 98 | L.Guion |
| LT 69 | D.Bakhtiari | DT 76 | M.Daniels |
| LG 65 | L.Taylor | MLB 56 | J.Peppers |
| C 63 | C.Linsley | ILB 47 | J.Ryan |
| RG 70 | T.Lang | ILB 48 | J.Thomas |
| RT 75 | B.Bulaga | ROLB 52 | C.Matthews |
| TE 89 | J.Cook | LCB 23 | D.Randall |
| WR 18 | R.Cobb | RCB 36 | L.Gunter |
| WR 81 | G.Allison | CB 33 | M.Hyde |
| QB 12 | A.Rodgers | SS 42 | M.Burnett |
| RB 88 | T.Montgomery | FS 21 | H.Clinton-Dix |

Dallas Cowboys

| Offense | | Defense | |
|---------|-------------|---------|-------------|
| WR 88 | D.Bryant | DE 95 | D.Irving |
| TE 89 | G.Escobar | DT 96 | M.Collins |
| LT 77 | T.Smith | DT 97 | T.McClain |
| LG 65 | R.Leary | DE 93 | B.Mayowa |
| C 72 | T.Frederick | MLB 59 | A.Hitchens |
| RG 70 | Z.Martin | WLB 50 | S.Lee |
| RT 68 | D.Free | CB 39 | B.Carr |
| TE 82 | J.Witten | CB 32 | O.Scandrick |
| WR 83 | T.Williams | CB 24 | M.Claiborne |
| QB 4 | D.Prescott | SS 42 | B.Church |
| RB 21 | E.Elliott | FS 31 | B.Jones |



Referee: Tony Corrente (99)

FIELD GOALS (made () & missed)

| Team | 1 | 2 | 3 | 4 | OT | Total |
|-----------|---|----|---|----|----|-------|
| Green Bay | 7 | 14 | 7 | 6 | 0 | 34 |
| Dallas | 3 | 10 | 0 | 18 | 0 | 31 |

| Player | (56) | (51) | (50) | (33) | (52) |
|----------|------|------|------|------|------|
| M.Crosby | | | | | |
| D.Bailey | | | | | |

Team Qtr Time Play Description (Extra Point) (Drive Info)

| Team | Qtr | Time | Play Description (Extra Point) | (Drive Info) | GB | Dal |
|---------|-----|-------|--|--------------|----|-----|
| Cowboys | 1 | 11:23 | D.Bailey 50 yd. Field Goal (8-43, 3:37) | | 0 | 3 |
| Packers | 1 | 8:58 | R.Rodgers 34 yd. pass from A.Rodgers (M.Crosby kick) (5-75, 2:25) | | 7 | 3 |
| Packers | 2 | 14:05 | T.Montgomery 3 yd. run (M.Crosby kick) (13-90, 5:47) | | 14 | 3 |
| Packers | 2 | 7:37 | T.Montgomery 1 yd. run (M.Crosby kick) (9-80, 5:24) | | 21 | 3 |
| Cowboys | 2 | 6:03 | D.Bryant 40 yd. pass from D.Prescott (D.Bailey kick) (4-75, 1:34) | | 21 | 10 |
| Cowboys | 2 | 1:00 | D.Bailey 33 yd. Field Goal (10-36, 3:55) | | 21 | 13 |
| Packers | 3 | 11:25 | J.Cook 3 yd. pass from A.Rodgers (M.Crosby kick) (6-75, 3:35) | | 28 | 13 |
| Cowboys | 4 | 11:39 | J.Witten 6 yd. pass from D.Prescott (D.Bailey kick) (10-59, 5:40) | | 28 | 20 |
| Cowboys | 4 | 4:08 | D.Bryant 7 yd. pass from D.Prescott (D.Prescott run) (11-80, 5:06) | | 28 | 28 |
| Packers | 4 | 1:33 | M.Crosby 56 yd. Field Goal (8-37, 2:35) | | 31 | 28 |
| Cowboys | 4 | 0:35 | D.Bailey 52 yd. Field Goal (6-42, 0:58) | | 31 | 31 |
| Packers | 4 | 0:00 | M.Crosby 51 yd. Field Goal (6-43, 0:35) | | 34 | 31 |

Solo Tackles-Assists-Sacks:

| | | | | | |
|---------------|-------|-----------|-------|------------|-------|
| H.Clinton-Dix | 6-0-0 | L.Gunter | 5-0-0 | D.Randall | 4-1-0 |
| K.Brice | 4-0-0 | N.Perry | 4-0-1 | M.Daniels | 3-1-0 |
| D.Lowry | 3-1-0 | M.Hyde | 2-1-1 | J.Ryan | 2-1-0 |
| M.Burnett | 2-0-0 | D.Jones | 2-0-0 | J.Thomas | 1-1-0 |
| O.L.Guion | 0-2-0 | J.Peppers | 0-2-0 | C.Matthews | |

Green Bay Packers

| Rushing | Att | Yd | Avg | Lg | TD |
|--------------|-----|----|-----|----|----|
| T.Montgomery | 11 | 47 | 4.3 | 15 | 2 |
| A.Ripkowski | 4 | 24 | 6.0 | 20 | 0 |
| A.Rodgers | 2 | 16 | 8.0 | 11 | 0 |
| Total | 17 | 87 | 5.1 | 20 | 2 |

Dallas Cowboys

| Rushing | Att | Yd | Avg | Lg | TD |
|------------|-----|-----|-----|----|----|
| E.Elliott | 22 | 125 | 5.7 | 22 | 0 |
| D.Prescott | 2 | 13 | 6.5 | 9 | 0 |
| Total | 24 | 138 | 5.8 | 22 | 0 |

Passing Att CMyds TD Lg In

| | | | | | | |
|-----------|----|----|-----|---|----|---|
| A.Rodgers | 43 | 28 | 355 | 2 | 35 | 1 |
| Total | 43 | 28 | 355 | 2 | 35 | 1 |

Passing Att CMyds TD Lg In

| | | | | | | |
|------------|----|----|-----|---|-----|---|
| D.Prescott | 38 | 24 | 302 | 3 | 40t | 1 |
| Total | 38 | 24 | 302 | 3 | 40t | 1 |

Receiving No Yd Avg Lg TD

| | | | | | |
|--------------|----|-----|------|-----|---|
| R.Cobb | 7 | 62 | 8.9 | 25 | 0 |
| J.Cook | 6 | 103 | 17.2 | 35 | 1 |
| T.Montgomery | 6 | 34 | 5.7 | 17 | 0 |
| D.Adams | 5 | 76 | 15.2 | 32 | 0 |
| G.Allison | 3 | 46 | 15.3 | 26 | 0 |
| R.Rodgers | 1 | 34 | 34.0 | 34t | 1 |
| Total | 28 | 355 | 12.7 | 35 | 2 |

Receiving No Yd Avg Lg TD

| | | | | | |
|------------|----|-----|------|-----|---|
| D.Bryant | 9 | 132 | 14.7 | 40t | 2 |
| J.Witten | 6 | 59 | 9.8 | 15 | 1 |
| T.Williams | 4 | 68 | 17.0 | 24 | 0 |
| C.Beasley | 4 | 45 | 11.3 | 18 | 0 |
| E.Elliott | 1 | -2 | -2.0 | -2 | 0 |
| Total | 24 | 302 | 12.6 | 40t | 3 |

Intercept. No Yd Avg Lg TD

| | | | | | |
|--------|---|----|------|----|---|
| M.Hyde | 1 | 18 | 18.0 | 18 | 0 |
| Total | 1 | 18 | 18.0 | 18 | 0 |

Intercept. No Yd Avg Lg TD

| | | | | | |
|---------|---|----|------|----|---|
| J.Heath | 1 | 27 | 27.0 | 27 | 0 |
| Total | 1 | 27 | 27.0 | 27 | 0 |

P>Returns No Yd Avg FC Lg TD

| | | | | | | |
|--------|---|---|-----|---|---|---|
| R.Cobb | 0 | 0 | 0.0 | 1 | 0 | 0 |
| M.Hyde | 0 | 0 | 0.0 | 1 | 0 | 0 |
| Total | 0 | 0 | 0.0 | 2 | 0 | 0 |

P>Returns No Yd Avg FC Lg TD

| | | | | | | |
|-----------|---|---|-----|---|---|---|
| C.Beasley | 1 | 8 | 8.0 | 1 | 8 | 0 |
| (t'back) | 1 | 0 | 0.0 | 0 | 0 | 0 |
| Total | 1 | 8 | 8.0 | 1 | 8 | 0 |

K>Returns No Yd Avg Lg TD

| | | | | | |
|-----------|---|----|-----|----|---|
| C.Michael | 2 | 18 | 9.0 | 12 | 0 |
| (t'back) | 5 | 0 | 0.0 | 0 | 0 |
| Total | 2 | 18 | 9.0 | 12 | 0 |

K>Returns No Yd Avg Lg TD

| | | | | | |
|----------|---|---|-----|---|---|
| (t'back) | 6 | 0 | 0.0 | 0 | 0 |
| Total | 0 | 0 | 0.0 | 0 | 0 |

| | Packers | Cowboys |
|--|----------|----------|
| TOTAL FIRST DOWNS | 27 | 25 |
| By Rushing | 6 | 7 |
| By Passing | 18 | 16 |
| By Penalty | 3 | 2 |
| THIRD-DOWN EFFICIENCY | 6-11-55% | 6-11-55% |
| FOURTH-DOWN EFFICIENCY | 0-0-0% | 0-0-0% |
| TOTAL NET YARDS | 413 | 429 |
| Total Offensive Plays | 63 | 64 |
| Average gain per offensive play | 6.6 | 6.7 |
| NET YARDS RUSHING | 87 | 138 |
| Total Rushing Plays | 17 | 24 |
| Average gain per rushing play | 5.1 | 5.8 |
| Tackles for a loss-number and yards | -1-5 | -0-0 |
| NET YARDS PASSING | 326 | 291 |
| Times thrown - yards lost att. to pass | 3-29 | 2-11 |
| Gross yards passing | 355 | 302 |
| PASS ATT-COMP-INT | 43-28-1 | 38-24-1 |
| Average gain per pass play | 7.1 | 7.3 |
| KICKOFFS Number-In Ez-Touchbacks | 6-6-6 | 7-6-5 |
| PUNTS Number and Average | 3-54.7 | 2-47.5 |
| Had Blocked | 0 | 0 |
| FGs - PATs had blocked | 0-0 | 0-0 |
| Net Punting Average | 45.3 | 47.5 |
| TOTAL RETURN YARDS (not inc. kickoffs) | 18 | 35 |
| No. and Yards Punt Returns | 0-0 | 1-8 |
| No. and Yards Kickoff Returns | 2-18 | 0-0 |
| No. and Yards Interception Returns | 1-18 | 1-27 |
| PENALTIES Number and Yards | 3-22 | 6-50 |
| FUMBLES Number and Lost | 0-0 | 0-0 |
| TOUCHDOWNS | 4 | 3 |
| Rushing | 2 | 0 |
| Passing | 2 | 3 |
| EXTRA POINTS Made-Attempts | 4-4 | 3-3 |
| Kicking Made-Attempts | 4-4 | 2-2 |
| Rushing Made-Attempts | 0-0 | 1-1 |
| FIELD GOALS Made-Attempts | 2-2 | 3-3 |
| RED-ZONE EFFICIENCY | 3-3-100% | 2-4-50% |
| GOAL-TO-GO EFFICIENCY | 3-3-100% | 1-1-100% |
| SAFETIES | 0 | 0 |
| FINAL SCORE | 34 | 31 |
| TIME OF POSSESSION | 29:46 | 30:14 |

2016 REVIEW
COMMUNITY
ADMIN. & COACHES
VETERANS
DRAFT & FREE AGENTS
2016 REVIEW
RECORDS & HISTORY
LAMBEAU FIELD
MISC.

Georgia Dome, Sunday, Jan. 22, 2017. Attendance: 71,127. Time: 3:26. Weather: Indoors.

ATLANTA—With another MVP-worthy performance and plenty of help from Julio Jones, Matt Ryan guided the Atlanta Falcons to a 44-21 win over the Green Bay Packers for the NFC championship. In his ninth season, Ryan is finally headed to his first Super Bowl.

Ryan threw for 392 yards and four touchdowns, but it was his 14-yard scoring run—his first TD on the ground since 2012—that set the tone.

Jones was right in the middle of things, too. After barely practicing during the week because of a lingering toe injury, he finished off the Packers with a 73-yard catch-and-run on Atlanta's second snap of the second half, pushing the lead to 31-0 and essentially turning the rest of the Georgia Dome finale into one long celebration.

Jones finished with nine catches for 180 yards and two scores, which included a toe-dragging catch for a 5-yard touchdown with three seconds left in the first half, sending the Falcons to the locker room up 24-0.

The Packers, riding an eight-game winning streak and coming off a thrilling upset of the top-seeded Dallas Cowboys, got a taste of what they'd be in for on Atlanta's very first possession. Driving 80 yards in 13 plays, the Falcons converted three third downs, the last when Ryan scrambled away from pressure and flipped a shovel pass to Mohamed Sanu for a 2-yard score.

Aaron Rodgers pushed the Packers quickly into Atlanta territory with a 27-yard pass to Jordy Nelson, who missed the previous game with a rib injury. But Mason Crosby, who hit two field goals longer than 50 yards in the closing minutes against the Cowboys, pushed a 41-yard attempt right of the upright to snap a playoff-record streak of 23 straight field goals.

Then, with Green Bay poised to make a game of it, Atlanta's much-maligned defense—one of the lowest ranked in the NFL—came through with a momentum-swinging play. Fullback Aaron Ripkowski was breaking tackles and rumbling toward the end zone when Jalen Collins stripped the ball from behind and fell on it just across the goal line for a touchback.

Rodgers finished 27 of 45 for 287 yards and three TDs, but he also threw an interception, was sacked twice and faced a relentless Falcons rush. The Falcons finished with a 493-367 edge in total yards.



| Green Bay Packers | | | | | | Atlanta Falcons | | | | | |
|-------------------|----|--------------|---------|----|---------------|-----------------|----|-------------|---------|----|------------|
| Offense | | | Defense | | | Offense | | | Defense | | |
| WR | 87 | J.Nelson | NT | 98 | L.Guion | WR | 11 | J.Jones | DE | 93 | D.Freeney |
| LT | 69 | D.Bakhtiari | DT | 76 | M.Daniels | LT | 70 | J.Matthews | DT | 77 | R.Hageman |
| LG | 65 | L.Taylor | LOLB | 56 | J.Peppers | LG | 67 | A.Levitre | DT | 97 | G.Jarrett |
| C | 63 | C.Linsley | ILB | 47 | J.Ryan | C | 61 | A.Mack | LB | 44 | V.Beasley |
| RG | 70 | T.Lang | ILB | 48 | J.Thomas | RG | 65 | C.Chester | LB | 45 | D.Jones |
| RT | 75 | B.Bulaga | ROLB | 52 | C.Matthews | RT | 73 | R.Schraeder | LB | 59 | D.Campbell |
| TE | 89 | J.Cook | LCB | 23 | D.Randall | TE | 81 | A.Hooper | CB | 23 | R.Alford |
| WR | 18 | R.Cobb | RCB | 36 | L.Gunter | TE | 80 | L.Toilolo | CB | 32 | J.Collins |
| WR | 17 | D.Adams | CB | 33 | M.Hyde | WR | 12 | M.Sanu | CB | 34 | B.Pooler |
| QB | 12 | A.Rodgers | SS | 42 | M.Burnett | QB | 2 | M.Ryan | S | 37 | R.Allen |
| RB | 88 | T.Montgomery | FS | 21 | H.Clinton-Dix | RB | 24 | D.Freeman | S | 22 | K.Neal |

| | 1 | 2 | 3 | 4 | OT | Total |
|-----------|----|----|----|---|----|-------|
| Green Bay | 0 | 0 | 15 | 6 | 0 | 21 |
| Atlanta | 10 | 14 | 13 | 7 | 0 | 44 |

| | Referee: Bill Vinovich (52) |
|-----------|-----------------------------|
| Green Bay | 41WR |
| Atlanta | M.Bryant |

| FIELD GOALS (made () & missed) | |
|---------------------------------|------|
| M.Crosby | (28) |

| Team | Qtr | Time | Play Description (Extra Point) (Drive Info) | GB | Atl |
|---------|-----|-------|---|----|-----|
| Falcons | 1 | 8:24 | M.Sanu 2 yd. pass from M.Ryan (M.Bryant kick) (13-80, 6:36) | 0 | 7 |
| Falcons | 1 | 0:14 | M.Bryant 28 yd. Field Goal (12-59, 5:21) | 0 | 10 |
| Falcons | 2 | 7:24 | M.Ryan 14 yd. run (M.Bryant kick) (9-80, 3:35) | 0 | 17 |
| Falcons | 2 | 0:03 | J.Jones 5 yd. pass from M.Ryan (M.Bryant kick) (9-68, 1:47) | 0 | 24 |
| Falcons | 3 | 13:51 | J.Jones 73 yd. pass from M.Ryan (M.Bryant kick) (2-75, 0:51) | 0 | 31 |
| Packers | 3 | 9:19 | D.Adams 2 yd. pass from A.Rodgers (M.Crosby kick) (12-75, 4:32) | 7 | 31 |
| Packers | 3 | 4:11 | D.Freeman 4 yd. pass from M.Ryan (kick failed, wr) (8-75, 5:08) | 7 | 37 |
| Packers | 3 | 0:38 | J.Nelson 3 yd. pass from A.Rodgers (A.Ripkowski run) (9-75, 3:33) | 15 | 37 |
| Falcons | 4 | 12:07 | T.Coleman 3 yd. run (M.Bryant kick) (7-33, 3:31) | 15 | 44 |
| Packers | 4 | 6:43 | J.Cook 1 yd. pass from A.Rodgers (run failed) (14-73, 5:24) | 21 | 44 |

| Green Bay Packers | | | | | Atlanta Falcons | | | | | | |
|-------------------|-----|----|------|----|-----------------|-----------|-----|-----|-----|----|----|
| Rushing | Att | Yd | Avg | Lg | TD | Rushing | Att | Yd | Avg | Lg | TD |
| A.Rodgers | 4 | 46 | 11.5 | 28 | 0 | D.Freeman | 14 | 24 | 3.0 | 14 | 0 |
| T.Montgomery | 3 | 17 | 5.7 | 10 | 0 | T.Coleman | 11 | 29 | 2.6 | 10 | 1 |
| B.Hundley | 1 | 14 | 14.0 | 14 | 0 | M.Ryan | 3 | 23 | 7.7 | 14 | 1 |
| C.Michael | 6 | 11 | 1.8 | 6 | 0 | M.Sanu | 1 | 7 | 7.0 | 7 | 0 |
| A.Ripkowski | 3 | 11 | 3.7 | 12 | 0 | T.Gabriel | 1 | 0 | 0.0 | 0 | 0 |
| Total | 17 | 99 | 5.8 | 28 | 0 | Total | 30 | 101 | 3.4 | 14 | 2 |

| Passing | | | | | Receiving | | | | |
|-----------|-----|-----|-----|----|-----------|----|-----|----|----|
| Att | Com | Yds | TD | Lg | Att | Yd | Avg | Lg | TD |
| A.Rodgers | 45 | 27 | 287 | 3 | 34 | 1 | 1 | 1 | 0 |
| Total | 45 | 27 | 287 | 3 | 34 | 1 | 1 | 1 | 0 |

| Intercept. | | | | |
|------------|----|-----|----|----|
| No | Yd | Avg | Lg | TD |
| Total | 0 | 0 | 0 | 0 |

| P>Returns | | | | | |
|-----------|----|-----|----|----|----|
| No | Yd | Avg | FC | Lg | TD |
| R.Cobb | 0 | 0 | 0 | 0 | 0 |
| T.Davis | 0 | 0 | 0 | 0 | 0 |
| Total | 0 | 0 | 0 | 0 | 0 |

| K>Returns | | | | | |
|-----------|----|-----|------|----|---|
| No | Yd | Avg | Lg | TD | |
| D.Jones | 1 | 15 | 15.0 | 15 | 0 |
| (t'back) | 7 | 0 | 0.0 | 0 | 0 |
| Total | 1 | 15 | 15.0 | 15 | 0 |

| | Packers | Falcons |
|---|----------|-----------|
| TOTAL FIRST DOWNS | 24 | 30 |
| By Rushing | 5 | 6 |
| By Passing | 18 | 22 |
| By Penalty | 1 | 2 |
| THIRD-DOWN EFFICIENCY | 4-10-40% | 10-13-77% |
| FOURTH-DOWN EFFICIENCY | 2-2-100% | 0-0-0% |
| TOTAL NET YARDS | 367 | 493 |
| Total Offensive Plays | 64 | 68 |
| Average gain per offensive play | 5.7 | 7.3 |
| NET YARDS RUSHING | 99 | 101 |
| Total Rushing Plays | 17 | 30 |
| Average gain per rushing play | 5.8 | 3.4 |
| Tackles for a loss-number and yards | 3-5 | 3-5 |
| NET YARDS PASSING | 268 | 392 |
| Times thrown - yards lost att. to pass. | 2-19 | 0-0 |
| Grid yards passing | 287 | 392 |
| PASS ATT-COMP-INT | 45-27-1 | 38-27-0 |
| Average gain per pass play | 5.7 | 10.3 |
| KICKOFFS Number-In EZ-Touchbacks | 4-2-1 | 8-7-7 |
| PUNTS Number and Average | 2-54.0 | 2-38.5 |
| Had Blocked | 0 | 0 |
| FGs - PATs had blocked | 0-0 | 0-0 |
| Net Punting Average | 47.0 | 38.5 |
| TOTAL RETURN YARDS (not inc. kickoffs) | 0 | 14 |
| No. and Yards Punt Returns | 0-0 | 1-14 |
| No. and Yards Kickoff Returns | 1-15 | 2-32 |
| No. and Yards Interception Returns | 0-0 | 1-0 |
| PENALTIES Number and Yards | 6-63 | 4-31 |
| FUMBLES Number and Lost | 1-1 | 2-0 |
| TOUCHDOWNS | 3 | 6 |
| Rushing | 0 | 2 |
| Passing | 3 | 4 |
| EXTRA POINTS Made-Attempts | 2-3 | 5-6 |
| Kicking Made-Attempts | 1-1 | 5-6 |
| Rushing Made-Attempts | 1-2 | 0-0 |
| FIELD GOALS Made-Attempts | 0-1 | 1-1 |
| RED-ZONE EFFICIENCY | 3-3-100% | 5-6-83% |
| GOAL-TO-GO EFFICIENCY | 3-3-100% | 3-3-100% |
| SAFETIES | 0 | 0 |
| FINAL SCORE | 21 | 44 |
| TIME OF POSSESSION | 26:21 | 33:39 |

TRANSACTIONS

| | | | | | |
|------|---|-------|---|------|---|
| 6/17 | Signed DT Kenny Clark | 10/3 | Signed FB Joe Kerridge to the practice squad | 1/5 | Signed CB Herb Waters to the active roster; Placed CB Makinton Dorleant on injured reserve; Signed CB Keith Baxter to the practice squad |
| 7/13 | Signed RB Brandon Ross | 10/13 | Released QB Joe Callahan | 1/9 | Released DT Mike Pennel |
| 7/20 | Signed CB Warren Gatewood | 10/15 | Activated CB Demetri Goodson and DT Mike Pennel from exempt status; Released DT Brian Price | 1/17 | Signed CB Bené Benwikere to the practice squad; Released CB Keith Baxter from the practice squad |
| 7/28 | Signed WR Harvey Binford | 10/18 | Signed DT Brian Price to the practice squad; Released G Blake Muir from the practice squad; Traded for RB Knile Davis from Kansas City Chiefs; Placed CB Sam Shields on injured reserve | 1/21 | Signed WR Max McCaffrey to the active roster; Placed C/G JC Tretter on injured reserve |
| 8/2 | Signed LB Derrick Mathews | 10/20 | Signed RB Don Jackson to the active roster; Placed RB Eddie Lacy on injured reserve | 1/24 | Signed C Jacob Flores, LB Reggie Gilbert, WR Antwan Goodley, LB Derrick Mathews, G Lucas Patrick, DT Brian Price, TE Beau Sandland and S Jermaine Whitehead |
| 8/4 | Signed C Kyle Steuck; Placed LS Jesse Schmitt on injured reserve | 10/24 | Signed WR Geronimo Allison and S Jermaine Whitehead to the active roster; Signed WR Dez Stewart to the practice squad; Placed WR Jared Abbrederis and S Chris Banjo on injured reserve | 1/27 | Signed LS Taylor Pepper |
| 8/22 | Released G Matt Rotheram and LS Jesse Schmitt | 10/26 | Signed CB Keith Baxter to the practice squad | 2/7 | Released RB James Starks |
| 8/23 | Released T Josh James | 10/27 | Signed CB Jacob Flores to the practice squad | 2/8 | Released CB Sam Shields |
| 8/29 | Released DT Demetris Anderson, CB Randall Jette, WR Jamal Johnson, LB Derrick Mathews, P Peter Mortell and WR Ed Williams. | 10/31 | Released RB Knile Davis and S Chris Banjo | 2/8 | Released P Jacob Schum |
| 8/30 | Released WR Harvey Binford and Tim Masthay; Claimed P Jacob Schum off waivers from Tampa Bay Buccaneers; Traded LB Lereneté McCray to Buffalo Bills; Placed TE Kennard Backman, RB John Crockett, C Jacob Flores, TE Mitchell Henry and G Josh Walker on injured reserve | 11/2 | Signed RB Brandon Burks to the practice squad | 3/9 | Re-signed LB Nick Perry |
| 9/2 | Released TE Mitchell Henry | 11/5 | Activated C Corey Linsley from reserve/physically unable to perform | 3/10 | Re-signed T/G Don Barclay; Signed TE Martellus Bennett |
| 9/3 | Released WR Geronimo Allison, LB Sam Barrington, LB Carl Bradford, LB Beniquez Brown, CB Robertson Daniel, CB Warren Gatewood, LB Reggie Gilbert, LS Rick Lovato, G Lucas Patrick, TE Casey Pierce, DT Brian Price, RB Brandon Ross, G Josh Sitton, FB Alstevis Squirewell, G Josh Walker, WR Herb Waters, S Jermaine Whitehead and QB Marquise Williams; Placed DT Tyler Kuder and C Kyle Steuck on injured reserve; Placed C Corey Linsley on reserve/physically unable to perform; Placed CB Demetri Goodson and DT Mike Pennel on reserve/suspended | 11/7 | Signed FB Joe Kerridge to the active roster; Released S Jermaine Whitehead | 3/11 | Signed TE Derek Hart |
| 9/5 | Signed LS Brett Goode; Claimed RB Jhurrell Pressley off waivers from Minnesota Vikings; Placed CB Makinton Dorleant on injured reserve; Released RB Brandon Burks; Signed WR Geronimo Allison, LB Carl Bradford, LB Beniquez Brown, LB Reggie Gilbert, RB Don Jackson, G Blake Muir, G Lucas Patrick DT Brian Price, WR Herb Waters and S Jermaine Whitehead to the practice squad | 11/8 | Released DT Tyler Kuder | 3/14 | Re-signed RB Don Jackson |
| 9/7 | Released TE Kennard Backman, LB Beniquez Brown and C Jacob Flores; Signed TE Devon Cajuste to the practice squad | 11/9 | Signed S Jermaine Whitehead to the practice squad | 4/11 | Released CB Makinton Dorleant |
| 9/12 | Released C Kyle Steuck | 11/11 | Signed TE Beau Sandland to the practice squad; Released RB Brandon Burks from the practice squad | 4/13 | Re-signed DT Christian Ringo |
| 9/13 | Signed T David Bakhtiari to contract extension | 11/16 | Claimed RB Christine Michael off waivers from Seattle Seahawks; Placed RB Don Jackson on injured reserve | 4/14 | Re-signed WR Geronimo Allison |
| 9/14 | Released RB Jhurrell Pressley | 11/19 | Signed LB Carl Bradford to active roster; Released TE Justin Perillo | 4/26 | Released RB Don Jackson and RB Christine Michael |
| 9/22 | Signed DT Brian Price to active roster; Signed CB Robertson Daniel to the practice squad | 11/23 | Signed LB Derrick Mathews to the practice squad | 5/1 | Signed G Kofi Amichia, WR Malachi Dupre, RB Aaron Jones, RB Devante Mays and WR DeAngelo Yancey |
| 9/27 | Released CB Robertson Daniel from the practice squad | 12/2 | Signed QB Joe Callahan to the practice squad; Released WR Dez Stewart from the practice squad | 5/5 | Signed CB Donatello Brown, LB Johnathan Calvin, WR Michael Clark, WR Montay Crockett, G Thomas Evans, G Geoff Gray, LB Cody Heiman, QB Taysom Hill, DT Izaiah Lunsford, G/T Adam Pankey, TE Aaron Peck, RB Kalif Phillips, CB Lenzy Pipkins, CB David Rivers and P Justin Vogel |
| | | 12/3 | Activated CB Makinton Dorleant from reserve/injured; designated for return; Placed CB Demetri Goodson on injured reserve | 5/8 | Signed LB Josh Letuligasenoa, CB Raysean Pringle, RB William Stanback, LB David Talley and S Aaron Taylor; Released WR Antwan Goodley and LS Taylor Pepper |
| | | 12/6 | Placed DT Mike Pennel on reserve/suspended | 5/11 | Signed CB Kevin King |
| | | 12/14 | Signed LB Jordan Tripp | 5/19 | Signed S Josh Jones |
| | | 12/17 | Signed QB Joe Callahan to the active roster; Released LB Carl Bradford | 5/31 | Signed LB Vince Biegel |
| | | 12/20 | Signed WR Max McCaffrey to the practice squad | 6/1 | Signed WR Colby Pearson and RB Jamaal Williams; Released P Jacob Schum |
| | | 12/27 | Signed WR Antwan Goodley to the practice squad; Placed TE Devon Cajuste on practice squad; injured | 6/6 | Signed T Robert Leff; Released C Jacob Flores |
| | | | | 6/7 | Signed CB Daquan Holmes; Released CB David Rivers |

2016 OPENING-DAY ROSTER, 9/11/16 AT JACKSONVILLE JAGUARS

| | | | | | | |
|----|--------------------|-------|----|---------------------|-----|---------------------------------------|
| 84 | ABBREDERIS, Jared | WR | 27 | LACY, Eddie | RB | Practice Squad: |
| 17 | ADAMS, Davante | WR | 70 | LANG, T.J. | RB | 81 *ALLISON, Geronimo |
| 69 | BAKHTIARI, David | T | 94 | *LOWRY, Dean | DE | 54 BRADFORD, Carl |
| 32 | BANJO, Chris | S | 50 | *MARTINEZ, Blake | LB | 86 *CAJUSTE, Devon |
| 67 | BARCLAY, Don | T/G | 52 | MATTHEWS, Clay | LB | 93 *GILBERT, Reggie |
| 29 | *BRICE, Kentrell | S | 88 | MONTGOMERY, Ty | WR | 34 *JACKSON, Don |
| 75 | BULAGA, Bryan | T | 68 | *MURPHY, Kyle | T | 72 *MUIR, Blake |
| 42 | BURNETT, Morgan | S | 87 | NELSON, Jordy | WR | 66 *PATRICK, Lucas |
| 6 | *CALLAHAN, Joe | QB | 56 | PEPPERS, Julius | LB | 96 *PRICE, Brian |
| 97 | *CLARK, Kenny | DB | 80 | PERILLO, Justin | TE | 16 WATERS, Herb |
| 21 | CLINTON-DIX, Ha Ha | S | 53 | PERRY, Nick | LB | 35 WHITEHEAD, Jermaine |
| 18 | COBB, Randall | WR | 26 | *PRESSLEY, Jhurrell | RB | Injured Reserve: |
| 89 | COOK, Jared | TE | 23 | RANDALL, Damarious | CB | 38 CROCKETT, John |
| 2 | CROSBY, Mason | K | 99 | RINGO, Christian | DT | 20 *DORLEANT, Makinton |
| 76 | DANIELS, Mike | DT | 22 | RIPKOWSKI, Aaron | QB | 90 *KUDER, Tyler |
| 11 | *DAVIS, Trevor | WR | 12 | RODGERS, Aaron | FB | 77 *STEUCK, Kyle |
| 91 | ELLIOTT, Jayrone | LB | 82 | RODGERS, Richard | TE | Reserve/Physically Unable to Perform: |
| 25 | *EVANS, Marwin | S | 24 | ROLLINS, Quinten | CB | 63 LINSLEY, Corey |
| 51 | *FACKRELL, Kyler | LB | 47 | RYAN, Jake | LB | 39 GOODSON, Demetri |
| 61 | GOODE, Brett | LS | 10 | SCHUM, Jacob | P | 64 PENNEL, Mike |
| 98 | GIJON, Letroy | DT | 37 | SHIELDS, Sam | CB | Reserve/Suspended: |
| 36 | GUNTER, LaDarius | CB | 78 | *SPRIGGS, Jason | T | 39 GOODSON, Demetri |
| 28 | *HAWKINS, Josh | QB | 44 | STARKS, James | RB | 64 PENNEL, Mike |
| 7 | HUNDLEY, Brett | CB | 65 | TAYLOR, Lane | G | |
| 33 | HYDE, Micah | DB | 48 | THOMAS, Joe | LB | |
| 83 | JANIS, Jeff | WR | 48 | THOMAS, Joe | LB | |
| 95 | JONES, Datone | DE/LB | 73 | TRETTER, JC | C/G | |

*—rookie

2016 NFL STANDINGS

AMERICAN FOOTBALL CONFERENCE

| AFC East | W | L | T | Pct. | PF | PA | Home | Road | AFC | NFC | DIV |
|-------------------------|----------|----------|----------|-------------|-----------|-----------|-------------|-------------|------------|------------|------------|
| *y-New England Patriots | 14 | 2 | 0 | .875 | 441 | 250 | 6-2 | 8-0 | 11-1 | 3-1 | 5-1 |
| x-Miami Dolphins | 10 | 6 | 0 | .625 | 363 | 380 | 6-2 | 4-4 | 7-5 | 3-1 | 4-2 |
| Buffalo Bills | 7 | 9 | 0 | .438 | 399 | 378 | 4-4 | 3-5 | 4-8 | 3-1 | 1-5 |
| New York Jets | 5 | 11 | 0 | .313 | 275 | 409 | 2-6 | 3-5 | 4-8 | 1-3 | 2-4 |
| AFC North | W | L | T | Pct. | PF | PA | Home | Road | AFC | NFC | DIV |
| y-Pittsburgh Steelers | 11 | 5 | 0 | .688 | 399 | 327 | 6-2 | 5-3 | 9-3 | 2-2 | 5-1 |
| Baltimore Ravens | 8 | 8 | 0 | .500 | 343 | 321 | 6-2 | 2-6 | 7-5 | 1-3 | 4-2 |
| Cincinnati Bengals | 6 | 9 | 1 | .406 | 325 | 315 | 4-3-1 | 2-6 | 5-7 | 1-2-1 | 3-3 |
| Cleveland Browns | 1 | 15 | 0 | .063 | 264 | 452 | 1-7 | 0-8 | 1-11 | 0-4 | 0-6 |
| AFC South | W | L | T | Pct. | PF | PA | Home | Road | AFC | NFC | DIV |
| y-Houston Texans | 9 | 7 | 0 | .563 | 279 | 328 | 7-1 | 2-6 | 7-5 | 2-2 | 5-1 |
| Tennessee Titans | 9 | 7 | 0 | .563 | 381 | 378 | 5-3 | 4-4 | 6-6 | 3-1 | 2-4 |
| Indianapolis Colts | 8 | 8 | 0 | .500 | 411 | 392 | 4-4 | 4-4 | 5-7 | 3-1 | 3-3 |
| Jacksonville Jaguars | 3 | 13 | 0 | .188 | 318 | 400 | 2-6 | 1-7 | 2-10 | 1-3 | 2-4 |
| AFC West | W | L | T | Pct. | PF | PA | Home | Road | AFC | NFC | DIV |
| yz-Kansas City Chiefs | 12 | 4 | 0 | .750 | 389 | 311 | 6-2 | 6-2 | 9-3 | 3-1 | 6-0 |
| x-Oakland Raiders | 12 | 4 | 0 | .750 | 416 | 385 | 6-2 | 6-2 | 9-3 | 3-1 | 3-3 |
| Denver Broncos | 9 | 7 | 0 | .563 | 333 | 297 | 5-3 | 4-4 | 6-6 | 3-1 | 2-4 |
| San Diego Chargers | 5 | 11 | 0 | .313 | 410 | 423 | 3-5 | 2-6 | 4-8 | 1-3 | 1-5 |

NATIONAL FOOTBALL CONFERENCE

| NFC East | W | L | T | Pct. | PF | PA | Home | Road | NFC | AFC | DIV |
|----------------------|----------|----------|----------|-------------|-----------|-----------|-------------|-------------|------------|------------|------------|
| *yz-Dallas Cowboys | 13 | 3 | 0 | .813 | 421 | 306 | 7-1 | 6-2 | 9-3 | 4-0 | 3-3 |
| x-New York Giants | 11 | 5 | 0 | .688 | 310 | 284 | 7-1 | 4-4 | 8-4 | 3-1 | 4-2 |
| Washington Redskins | 8 | 7 | 1 | .531 | 396 | 383 | 4-4 | 4-3-1 | 6-6 | 2-1-1 | 3-3 |
| Philadelphia Eagles | 7 | 9 | 0 | .438 | 367 | 331 | 6-2 | 1-7 | 5-7 | 2-2 | 2-4 |
| NFC North | W | L | T | Pct. | PF | PA | Home | Road | NFC | AFC | DIV |
| y-Green Bay Packers | 10 | 6 | 0 | .625 | 432 | 388 | 6-2 | 4-4 | 8-4 | 2-2 | 5-1 |
| x-Detroit Lions | 9 | 7 | 0 | .563 | 346 | 358 | 6-2 | 3-5 | 7-5 | 2-2 | 3-3 |
| Minnesota Vikings | 8 | 8 | 0 | .500 | 327 | 307 | 5-3 | 3-5 | 5-7 | 3-1 | 2-4 |
| Chicago Bears | 3 | 13 | 0 | .188 | 279 | 399 | 3-5 | 0-8 | 3-9 | 0-4 | 2-4 |
| NFC South | W | L | T | Pct. | PF | PA | Home | Road | NFC | AFC | DIV |
| yz-Atlanta Falcons | 11 | 5 | 0 | .688 | 540 | 406 | 5-3 | 6-2 | 9-3 | 2-2 | 5-1 |
| Tampa Bay Buccaneers | 9 | 7 | 0 | .563 | 354 | 369 | 4-4 | 5-3 | 7-5 | 2-2 | 4-2 |
| New Orleans Saints | 7 | 9 | 0 | .438 | 469 | 454 | 4-4 | 3-5 | 6-6 | 1-3 | 2-4 |
| Carolina Panthers | 6 | 10 | 0 | .375 | 369 | 402 | 4-4 | 2-6 | 5-7 | 1-3 | 1-5 |
| NFC West | W | L | T | Pct. | PF | PA | Home | Road | NFC | AFC | DIV |
| y-Seattle Seahawks | 10 | 5 | 1 | .656 | 354 | 292 | 7-1 | 3-4-1 | 6-5-1 | 4-0 | 3-2-1 |
| Arizona Cardinals | 7 | 8 | 1 | .469 | 418 | 362 | 4-3-1 | 3-5 | 6-5-1 | 1-3 | 4-1-1 |
| Los Angeles Rams | 4 | 12 | 0 | .250 | 224 | 394 | 1-7 | 3-5 | 3-9 | 1-3 | 2-4 |
| San Francisco 49ers | 2 | 14 | 0 | .125 | 309 | 480 | 1-7 | 1-7 | 2-10 | 0-4 | 2-4 |

x - clinched playoff berth y - clinched division title z - clinched first-round bye * - clinched home-field advantage

2016 NATIONAL FOOTBALL LEAGUE PLAYOFFS

AFC

Wild Card Playoffs

HOUSTON 27, Oakland 14
PITTSBURGH 30, Miami 12

Divisional Playoffs

NEW ENGLAND 34, Houston 16
Pittsburgh 18, KANSAS CITY 16

Wild Card Playoffs

SEATTLE 26, Detroit 6
GREEN BAY 38, N.Y. Giants 13

Divisional Playoffs

ATLANTA 36, Seattle 20
Green Bay 34, DALLAS 31

Conference Championship

NEW ENGLAND 36, Pittsburgh 17

Conference Championship

ATLANTA 44, Green Bay 21

Super Bowl LI

New England 34, Atlanta 28 (OT)
at NRG Stadium; Houston, Texas

Home playoff teams in CAPS



PACKERS

RECORDS & HISTORY

Regular-Season Games Only

SERVICE

Most Seasons, Head Coach

- 31 Earl L. "Curly" Lambeau, 1919-49
- 11 Mike McCarthy, 2006-16
- 9 Vince Lombardi, 1959-67
- Bart Starr, 1975-83
- 7 Mike Holmgren, 1992-98

Most Seasons, Active Player

- 16 Bart Starr, 1956-71
- Brett Favre, 1992-2007
- 15 Ray Nitschke, 1958-72
- 14 Forrest Gregg, 1956, 1958-70
- Donald Driver, 1999-2012
- 13 Charles "Buckets" Goldenberg, 1933-45
- Dave Hanner, 1952-64



Gregg

Most Games Played

- 255 Brett Favre, 1992-2007 (16 seasons)
- 205 Donald Driver, 1999-2012 (14 seasons)
- 196 Bart Starr, 1956-71 (16 seasons)
- 190 Ray Nitschke, 1958-72 (15 seasons)
- 188 William Henderson, 1995-2006 (12 seasons)
- 187 Forrest Gregg, 1956, 1958-70 (14 seasons)
- 181 LeRoy Butler, 1990-2001 (12 seasons)
- 167 Ed West, 1984-94 (11 seasons)
- Rob Davis, 1997-2007 (11 seasons)
- 166 Willie Wood, 1960-71 (12 seasons)
- 165 Chad Clifton, 2000-11 (12 seasons)
- 164 Robert Brown, 1982-92 (11 seasons)
- 162 Larry McCarren, 1973-84 (12 seasons)
- Ron Hallstrom, 1982-92 (11 seasons)
- 160 Dave Hanner, 1952-64 (13 seasons)
- Mason Crosby, 2007-16 (10 seasons)
- 157 Mark Lee, 1980-90 (11 seasons)

Most Consecutive Games Played

- 255 Brett Favre, 1992-2007
- 187 Forrest Gregg, 1956, 1958-70
- 167 Rob Davis, 1997-2007
- 166 Willie Wood, 1960-71
- 162 Larry McCarren, 1973-84
- 160 Mason Crosby, 2007-16
- 150 Boyd Dowler, 1959-69
- 144 Ryan Longwell, 1997-2005
- 140 Fred Carr, 1968-77
- 138 Bill Forester, 1953-63
- Willie Davis, 1960-69
- 136 James Lofton, 1978-86
- 126 Jim Ringo, 1954-63
- 121 Larry Craig, 1939-49

SCORING

Most Seasons Leading League

- *5 Don Hutson, 1940-44
- 3 Paul Hornung, 1959-61
- 2 Chester Marcol, 1972, 1974

Most Consecutive Seasons Leading League

- *5 Don Hutson, 1940-44
- 3 Paul Hornung, 1959-61

Most Consecutive Seasons Leading Team

- 10 Mason Crosby, 2007-16
- Ryan Longwell, 1997-2005
- 7 Don Hutson, 1939-45
- 5 Verne Lewellen, 1926-30
- Fred Cone, 1953-57
- Chris Jacke, 1989-93
- 4 Ted Fritsch, 1946-49
- Paul Hornung, 1958-61
- 3 Don Chandler, 1965-67
- Chester Marcol, 1972-74
- Jan Stenerud, 1981-83
- Al Del Greco, 1984-86

Most Points, Career

- 1,267 Mason Crosby, 2007-16 (10 seasons; 481 PAT, 262 FG)
- 1,054 Ryan Longwell, 1997-2005 (9 seasons; 376 PAT, 226 FG)
- 823 Don Hutson, 1935-45 (11 seasons; 105 TD, 172 PAT, 7 FG)
- 820 Chris Jacke, 1989-96 (8 seasons; 301 PAT, 173 FG)
- 760 Paul Hornung, 1957-62, 1964-66 (9 seasons; 62 TD, 190 PAT, 66 FG)

Most Points, Season

- 176 Paul Hornung, 1960 (15 TD, 41 PAT, 15 FG)
- 146 Paul Hornung, 1961 (10 TD, 41 PAT, 15 FG)
- 141 Mason Crosby, 2007 (48 PAT, 31 FG)
- Mason Crosby, 2013 (42 PAT, 33 FG)
- 140 Mason Crosby, 2011 (68 PAT, 24 FG)

Most Points, No Touchdowns, Season

- 141 Mason Crosby, 2007
- Mason Crosby, 2013
- 140 Mason Crosby, 2011
- 134 Mason Crosby, 2014
- 131 Ryan Longwell, 2000
- 129 Mason Crosby, 2009
- 128 Chester Marcol, 1972
- Chris Jacke, 1993
- Ryan Longwell, 1998, 2002
- 127 Mason Crosby, 2008
- 122 Mason Crosby, 2016
- 120 Ryan Longwell, 1997, 2003, 2004
- 115 Jan Stenerud, 1983
- 114 Chris Jacke, 1996
- 113 Ryan Longwell, 1999
- Mason Crosby, 2012



Marcol

Most Seasons, 100 or More Points

- 10 Mason Crosby, 2007-16
- 8 Ryan Longwell, 1997-2004
- 3 Paul Hornung, 1960-61, 1964
- Chris Jacke, 1989, 1993, 1996
- 2 Don Hutson, 1942-43
- Jan Stenerud, 1981, 1983
- 1 Ted Fritsch, 1946
- Jim Taylor, 1962
- Chester Marcol, 1972
- Sterling Sharpe, 1994
- Ahman Green, 2003
- Dave Rayner, 2006

Most Consecutive Seasons, 100 or More Points

- 10 Mason Crosby, 2007-16
- 8 Ryan Longwell, 1997-2004
- 2 Don Hutson, 1942-43
- Paul Hornung, 1960-61

Most Points, Rookie, Season

- 141 Mason Crosby, 2007
- 108 Chris Jacke, 1989
- 128 Chester Marcol, 1972
- 78 Billy Howton, 1952
- 120 Ryan Longwell, 1997
- 66 Eddie Lacy, 2013



Longwell

ALL-TIME TWO-POINT CONVERSIONS (29)

| Conversion | Play | Date, Opp. |
|------------|---------------------|--------------------------|
| D.Adams | Rec. from A.Rodgers | Jan. 1, 2017, at Det. |
| A. Rodgers | Run | Oct. 30, 2016, at Atl. |
| J.Jones | Rec. from A.Rodgers | Dec. 27, 2015, at Ari. |
| J.Jones | Rec. from A.Rodgers | Nov. 22, 2015, at Min. |
| D.Adams | Rec. from A.Rodgers | Nov. 8, 2015, at Car. |
| R. Rodgers | Rec. from A.Rodgers | Sept. 20, 2015, vs. Sea. |
| R.Cobb | Rec. from A.Rodgers | Sept. 14, 2014, vs. NYJ |
| J.Nelson | Rec. from A.Rodgers | Sept. 9, 2012, vs. SF |
| B.Jackson | Rec. from A.Rodgers | Dec. 20, 2009, at Pit. |
| G.Jennings | Rec. from A.Rodgers | Dec. 13, 2009, at ChiB |
| G.Jennings | Rec. from A.Rodgers | Sept. 13, 2009, vs. ChiB |
| G.Jennings | Rec. from A.Rodgers | Nov. 30, 2008, vs. Car. |
| R.Martin | Rec. from A.Rodgers | Nov. 24, 2008, at NO |
| R.Ferguson | Rec. from B.Favre | Oct. 3, 2005, at Car. |
| D.Martin | Rec. from B.Favre | Oct. 3, 2005, at Car. |

| Conversion | Play | Date, Opp. |
|------------|--------------------|--------------------------|
| D.Driver | Rec. from B.Favre | Dec. 19, 2004, vs. Jax. |
| R.Ferguson | Rec. from B.Favre | Oct. 31, 2004, at Was. |
| B.Franks | Rec. from B.Favre | Dec. 7, 2003, vs. ChiB |
| B.Franks | Rec. from B.Favre | Sept. 7, 2003, vs. Min. |
| A.Freeman | Rec. from B.Favre | Sept. 30, 2001, at Car. |
| D.Driver | Rec. from B.Favre | Oct. 8, 2000, at Det. |
| T.Davis | Rec. from B.Favre | Sept. 10, 2000, at Buf. |
| C.Bradford | Rec. from B.Favre | Nov. 21, 1999, vs. Det. |
| A.Freeman | Rec. from B.Favre | Nov. 9, 1998, at Det. |
| D.Levens | Rec. from B.Favre | Sept. 1, 1997, vs. ChiB |
| E.Bennett | Rec. from B.Favre | Dec. 15, 1996, at Det. |
| E.Bennett | Rec. from B.Favre | Oct. 14, 1996, vs. SF |
| M.Chmura | Rec. from T.Detmer | Nov. 5, 1995, at Min. |
| E.West | Rec. from B.Favre | Sept. 11, 1994, vs. Mia. |

Since 1994, when the NFL implemented the two-point conversion, the Packers are 29 for 56 (.518); opponents are 36 for 81 (.444).

Most Points, Game

- 33 Paul Hornung, vs. BalC, Oct. 8, 1961
(4 touchdowns, 6 extra points, 1 field goal)
- 31 Don Hutson, vs. Det., Oct. 7, 1945
(4 touchdowns, 7 extra points)
- 30 Paul Hornung, at BalC, Dec. 12, 1965
(5 touchdowns)
- 28 Paul Hornung, vs. Min., Sept. 16, 1962
(3 touchdowns, 4 extra points, 2 field goals)

Most Points, Quarter

- *29 Don Hutson, vs. Det., Oct. 7, 1945
(second quarter: 4 TD, 5 PAT)

Most Consecutive Games Scoring

- 144 Ryan Longwell (Week 1, 1997 - Week 17, 2005)
- 142 Mason Crosby (Week 1, 2007 - Week 15, 2015)
- 45 Jan Stenerud (4 in 1980, 16 in '81, 9 in '82, 16 in '83)
- 42 Don Chandler, 1965-67 (14 in 1965, 14 in '66, 14 in '67)
- Chris Jacke, 1991-94 (9 in 1991, 16 in '92, 16 in '93, 1 in '94)
- 41 Al Del Greco, 1984-86 (9 in 1984, 16 in '85, 16 in '86)
- 40 Don Hutson, 1940-44 (2 in 1940, 11 in '41, 11 in '42, 10 in '43, 6 in '44)

OVERALL TOUCHDOWNS

Most Seasons Leading League

- *8 Don Hutson, 1935-38, 1941-44

Most Consecutive Seasons Leading League

- *4 Don Hutson, 1935-38
Don Hutson, 1941-44

Most Seasons Leading Team

- 11 Don Hutson, 1935-45
- 5 Verne Lewellen, 1926-30
Jim Taylor, 1959, 1961-64
Sterling Sharpe, 1989-90, 1992-94
- 4 Ahman Green, 2000-03
- 3 Billy Howton, 1952, 1956-57
Donny Anderson, 1967, 1970-71
Barty Smith, 1976-77, 1979
Paul Coffman, 1979, 1983-84
Dorsey Levens, 1996-97, 1999
Greg Jennings, 2007-08, 2010

Most Consecutive Seasons Leading Team

- 11 Don Hutson, 1935-45
- 5 Verne Lewellen, 1926-30
- 4 Jim Taylor, 1961-64
Ahman Green, 2000-03
- 3 Sterling Sharpe, 1992-94

Most Touchdowns, Career

- 105 Don Hutson, 1935-45 (11 seasons)
- 91 Jim Taylor, 1958-66 (9 seasons)
- 68 Ahman Green, 2000-06, 2009 (8 seasons)
- 66 Sterling Sharpe, 1988-94 (7 seasons)
- 63 Jordy Nelson, 2008-14, 2016 (8 seasons)

Most Touchdowns, Season

- 20 Ahman Green, 2003 16 Jim Taylor, 1961
- 19 Jim Taylor, 1962 15 Paul Hornung, 1960
- 18 Sterling Sharpe, 1994 Jim Taylor, 1964
- 17 Don Hutson, 1942 Jordy Nelson, 2011

Most Touchdowns, Rookie, Season

- 13 Billy Howton, 1952
- 11 Eddie Lacy, 2013
- 9 Max McGee, 1954
- 8 Gerry Ellis, 1980
- 7 Don Hutson, 1935
- Dave Hampton, 1969
- Samkon Gado, 2005

Most Touchdowns, Game

- 5 Paul Hornung, at BalC, Dec. 12, 1965
- 4 Don Hutson, vs. Det., Oct. 7, 1945
Paul Hornung, vs. BalC, Oct. 8, 1961
Jim Taylor, at CleB, Oct. 15, 1961
Jim Taylor, at ChiB, Nov. 4, 1962
Jim Taylor, at Phi., Nov. 11, 1962
Donny Anderson, vs. CleB, Nov. 12, 1967
Terdell Middleton, vs. Sea., Oct. 15, 1978
Sterling Sharpe, at TB, Oct. 24, 1993
Sterling Sharpe, at DalC, Nov. 24, 1994
Dorsey Levens, vs. Ari., Jan. 2, 2000



Hornung

Most Consecutive Games Scoring Touchdown

- 7 Don Hutson, 1941-42 5 Don Hutson, 1942
- Don Hutson, 1943-44 Chuck Sample, 1942
- Paul Hornung, 1960 Billy Howton, 1952
- Ahman Green, 2003 Fred Cone, 1953
- 6 Clarke Hinkle, 1937 Tobin Rote, 1956
- Billy Howton, 1956 Jim Taylor, 1961
- Terdell Middleton, 1978 Jim Taylor, 1964
- Brent Fullwood, 1988 Dave Hampton, 1969
- Sterling Sharpe, 1994 Antonio Freeman, 1998-99
- Ahman Green, 2000-01 Ahman Green, 2003-04
- Ryan Grant, 2007 Greg Jennings, 2007
- Randall Cobb, 2014

POINTS AFTER TOUCHDOWN

Most Seasons Leading League

- 3 Don Hutson, 1941-42, 1945

Most Seasons Leading Team

- 10 Mason Crosby, 2007-16
- 9 Ryan Longwell, 1997-2005
- 8 Chris Jacke, 1989-96
- 7 Fred Cone, 1951-57
Chester Marcol, 1972-74, 1976-79
- 6 Don Hutson, 1940-45

Most Consecutive Seasons Leading Team

- 10 Mason Crosby, 2007-16
- 9 Ryan Longwell, 1997-2005
- 8 Chris Jacke, 1989-96
- 7 Fred Cone, 1951-57
- 6 Don Hutson, 1940-45

Most (Kicking) PAT Attempted, Career

- 488 Mason Crosby, 2007-16
- 380 Ryan Longwell, 1997-2005
- 306 Chris Jacke, 1989-96
- 215 Fred Cone, 1951-57
- 194 Paul Hornung, 1957-62, 1964-66

Most (Kicking) PAT Attempted, Season

- 69 Mason Crosby, 2011
- 55 Mason Crosby, 2014
- 53 Chris Jacke, 1996
- 52 Jan Stenerud, 1983
- 51 Ryan Longwell, 2003

Most (Kicking) PAT Attempted, Game

- 8 Don Hutson, vs. Det., Oct. 7, 1945
- Don Chandler, vs. Atl., Oct. 23, 1966
- 7 Don Hutson, vs. ChiC, Nov. 1, 1942
- Paul Hornung, at CleB, Oct. 15, 1961
- Paul Hornung, vs. ChiB, Sept. 30, 1962
- Jerry Kramer, at Phi., Nov. 11, 1962
- Don Chandler, vs. CleB, Nov. 12, 1967
- Jan Stenerud, vs. TB, Oct. 2, 1983
- Ryan Longwell, vs. Ari., Jan. 2, 2000
- Ryan Longwell, vs. NO, Oct. 9, 2005
- Mason Crosby, vs. Den., Oct. 2, 2011
- Mason Crosby, vs. TenT, Dec. 23, 2012
- Mason Crosby, vs. ChiB, Nov. 9, 2014

Most (One-Point) Points After Touchdown, Career

- 481 Mason Crosby, 2007-16
- 376 Ryan Longwell, 1997-2005
- 301 Chris Jacke, 1989-96
- 200 Fred Cone, 1951-57
- 190 Paul Hornung, 1957-62, 1964-66

Most (One-Point) Points After Touchdown, Season

- 68 Mason Crosby, 2011 (69 attempts)
- 53 Mason Crosby, 2014 (55 attempts)
- 52 Jan Stenerud, 1983 (52 attempts)
- 51 Chris Jacke, 1996 (53 attempts)
- Ryan Longwell, 2003 (51 attempts)
- 50 Mason Crosby, 2012 (50 attempts)

Most (One-Point) Points After Touchdown, Game

- 8 Don Chandler, vs. Atl., Oct. 23, 1966
- 7 Don Hutson, vs. Det., Oct. 7, 1945
- Paul Hornung, at CleB, Oct. 15, 1961
- Paul Hornung, vs. ChiB, Sept. 30, 1962
- Jerry Kramer, at Phi., Nov. 11, 1962
- Don Chandler, vs. CleB, Nov. 12, 1967
- Jan Stenerud, vs. TB, Oct. 2, 1983
- Ryan Longwell, vs. Ari., Jan. 2, 2000
- Ryan Longwell, vs. NO, Oct. 9, 2005
- Mason Crosby, vs. Den., Oct. 2, 2011
- Mason Crosby, vs. TenT, Dec. 23, 2012
- Mason Crosby, vs. ChiB, Nov. 9, 2014



Jacke

* — holds or shares NFL record

Most Consecutive (Kicking) Points After Touchdown

| | | | |
|-----|------------------------|-----|-----------------------------|
| 156 | Ryan Longwell, 2001-05 | 104 | Ryan Longwell, 1999-2001 |
| 134 | Chris Jacke, 1990-94 | 100 | Mason Crosby, 2007-09 |
| 105 | Mason Crosby, 2011-13 | 99 | Paul Hornung, 1960-62, 1964 |

Highest (Kicking) PAT Percentage, Career (100 attempts)

| | |
|-------|-------------------------|
| 98.95 | Ryan Longwell (376/380) |
| 98.57 | Mason Crosby (481/488) |
| 98.37 | Chris Jacke (301/306) |
| 98.25 | Al Del Greco (112/114) |
| 97.94 | Paul Hornung (190/194) |

Most (Kicking) PAT, No Misses, Season

| | |
|----|---------------------|
| 52 | Jan Stenerud, 1983 |
| 51 | Ryan Longwell, 2003 |
| 50 | Mason Crosby, 2012 |
| 48 | Ryan Longwell, 1997 |
| | Ryan Longwell, 2004 |
| | Mason Crosby, 2007 |

Most (Kicking) PAT, No Misses, Game

| | |
|---|--|
| 8 | Don Chandler, vs. Atl., Oct. 23, 1966 |
| 7 | Don Hutson, vs. Det., Oct. 7, 1945 |
| | Paul Hornung, at CleB, Oct. 15, 1961 |
| | Paul Hornung, vs. ChiB, Sept. 30, 1962 |
| | Jerry Kramer, at Phi., Nov. 11, 1962 |
| | Don Chandler, vs. CleB, Nov. 12, 1967 |
| | Jan Stenerud, vs. TB, Oct. 2, 1983 |
| | Ryan Longwell, vs. Ari., Jan. 2, 2000 |
| | Ryan Longwell, vs. NO, Oct. 9, 2005 |
| | Mason Crosby, vs. Den., Oct. 2, 2011 |
| | Mason Crosby, vs. TenT, Dec. 23, 2012 |
| | Mason Crosby, vs. ChiB, Nov. 9, 2014 |



Stenerud

Most Two-Point Conversions, Career (Since 1994)

| | |
|---|----------------------------------|
| 3 | Greg Jennings, 2006-12 |
| 2 | Edgar Bennett, 1994-96 |
| | Antonio Freeman, 1995-2001, 2003 |
| | Donald Driver, 1999-2012 |
| | Bubba Franks, 2000-07 |
| | Robert Ferguson, 2001-06 |
| | James Jones, 2007-13, 2015 |
| | Davante Adams, 2014-16 |

Most Two-Point Conversions, Season

| | |
|---|---------------------|
| 2 | Edgar Bennett, 1996 |
| | Bubba Franks, 2003 |
| | Greg Jennings, 2009 |
| | James Jones, 2015 |

Most Two-Point Conversions, Game

| | |
|---|---|
| 1 | 29 times (last: Davante Adams, at Det., Jan. 1, 2017) |
|---|---|

FIELD GOALS**Most Seasons Leading Team**

| | |
|----|-------------------------------------|
| 10 | Mason Crosby, 2007-16 |
| 9 | Ryan Longwell, 1997-2005 |
| 8 | Chris Jacke, 1989-96 |
| 6 | Ted Fritsch, 1942, 1945-46, 1948-50 |
| | Fred Cone, 1951, 1953-57 |
| | Chester Marcol, 1972-74, 1976-78 |

Most Consecutive Seasons Leading Team

| | |
|----|--------------------------|
| 10 | Mason Crosby, 2007-16 |
| 9 | Ryan Longwell, 1997-2005 |
| 8 | Chris Jacke, 1989-96 |
| 5 | Fred Cone, 1953-57 |
| 4 | Cub Buck, 1922-25 |
| | Paul Hornung, 1958-61 |

Most Field Goals Attempted, Career

| | |
|-----|--------------------------------|
| 326 | Mason Crosby, 2007-16 |
| 277 | Ryan Longwell, 1997-2005 |
| 224 | Chris Jacke, 1989-96 |
| 195 | Chester Marcol, 1972-80 |
| 140 | Paul Hornung, 1957-62, 1964-66 |

Most Field Goals Attempted, Season

| | | | |
|----|----------------------|----|---------------------|
| 48 | Chester Marcol, 1972 | 38 | Paul Hornung, 1964 |
| 39 | Chester Marcol, 1974 | | Ryan Longwell, 2000 |
| | Mason Crosby, 2007 | 37 | Chris Jacke, 1993 |
| | | | Mason Crosby, 2013 |

Most Field Goals Attempted, Game

| | |
|---|--|
| 6 | Paul Hornung, at Pit., Oct. 30, 1960 |
| | Chester Marcol, at CleB, Sept. 17, 1972 |
| | Chester Marcol, vs. DalC, Oct. 1, 1972 |
| | Chester Marcol, vs. Det., Dec. 3, 1972 |
| | Chester Marcol, vs. Det., Sept. 29, 1974 |
| | Chester Marcol, at Min., Nov. 17, 1974 |

Most Field Goals, Career

| | |
|-----|--------------------------------|
| 262 | Mason Crosby, 2007-16 |
| 226 | Ryan Longwell, 1997-2005 |
| 173 | Chris Jacke, 1989-96 |
| 120 | Chester Marcol, 1972-80 |
| 66 | Paul Hornung, 1957-62, 1964-66 |

Most Field Goals, Season

| | |
|----|--------------------------------|
| 33 | Chester Marcol, 1972 (48 att.) |
| | Ryan Longwell, 2000 (38 att.) |
| | Mason Crosby, 2013 (37 att.) |
| 31 | Chris Jacke, 1993 (37 att.) |
| | Mason Crosby, 2007 (39 att.) |

Most Field Goals, Rookie, Season

| | | | |
|----|----------------------|----|--------------------|
| 33 | Chester Marcol, 1972 | 22 | Chris Jacke, 1989 |
| 31 | Mason Crosby, 2007 | 11 | Joe Danelo, 1975 |
| 24 | Ryan Longwell, 1997 | 9 | Al Del Greco, 1984 |

Most Field Goals, Game

| | |
|---|--|
| 5 | Chris Jacke, at LARd, Nov. 11, 1990 |
| | Chris Jacke, vs. SF, Oct. 14, 1996 |
| | Ryan Longwell, at Ari., Sept. 24, 2000 |
| | Mason Crosby, vs. Det., Oct. 6, 2013 |
| | Mason Crosby, at Min., Nov. 22, 2015 |
| 4 | 37 times (most: Mason Crosby, 9; last: Crosby, vs. Sea., Sept. 20, 2015) |

Most Field Goals, Quarter

| | |
|---|---|
| 3 | Paul Hornung, at Pit., Oct. 30, 1960 (1st Qtr.) |
| | Chester Marcol, vs. Det., Dec. 3, 1972 (1st Qtr.) |
| | Chris Jacke, at Min., Nov. 5, 1995 (2nd Qtr.) |
| | Mason Crosby, vs. Det., Oct. 18, 2009 (2nd Qtr.) |
| | Mason Crosby, at StLR, Sept. 27, 2009 (1st Qtr.) |
| | Mason Crosby, at Car., Sept. 18, 2011 (3rd Qtr.) |
| | Mason Crosby, at Cin., Sept. 22, 2013 (2nd Qtr.) |

Most Consecutive Games Scoring Field Goals

| | | | |
|----|------------------------|----|------------------------|
| 17 | Mason Crosby, 2013-14 | 11 | Ryan Longwell, 2000 |
| 15 | Ryan Longwell, 2004-05 | 10 | Fred Cone, 1955 |
| 14 | Ryan Longwell, 1997-98 | | Chris Jacke, 1989-90 |
| 12 | Jan Stenerud, 1980-81 | | Chris Jacke, 1993 |
| | Chris Jacke, 1991-92 | | Ryan Longwell, 2001-02 |
| | Mason Crosby, 2007 | | Mason Crosby, 2009 |

GAME-WINNING/GAME-SAVING FG, SINCE 1970

| Kicker | Date | Opp | Yards | Made score | Final |
|--------------|----------|---------|-------|------------|-----------|
| M.Crosby | 12/18/16 | at ChiB | 32 | 30-27 | W, 30-27 |
| M.Crosby | 11/24/13 | Min. | 27 | 23-23 | T, 26-26+ |
| M.Crosby | 12/04/11 | at NYG | 31 | 38-35 | W, 38-35 |
| M.Crosby | 11/02/08 | at TenT | 38 | 13-13 | L, 13-16+ |
| M.Crosby | 09/09/07 | Phi. | 42 | 16-13 | W, 16-13 |
| D.Rayner | 12/21/06 | Min. | 44 | 9-7 | W, 9-7 |
| R.Longwell | 12/11/05 | Det. | 28 | 16-13+ | W, 16-13+ |
| R.Longwell | 12/11/05 | Det. | 39 | 13-13 | W, 16-13+ |
| R.Longwell | 12/24/04 | at Min. | 29 | 34-31 | W, 34-31 |
| R.Longwell | 12/12/04 | Det. | 23 | 16-13 | W, 16-13 |
| R.Longwell | 11/21/04 | at HouT | 46 | 16-13 | W, 16-13 |
| R.Longwell | 11/14/04 | Min. | 33 | 34-31 | W, 34-31 |
| R.Longwell | 09/08/02 | Atl. | 34 | 37-34+ | W, 37-34+ |
| R.Longwell | 12/24/00 | TB | 22 | 17-14+ | W, 17-14+ |
| R.Longwell | 10/15/00 | SF | 35 | 31-28 | W, 31-28 |
| R.Longwell | 09/17/00 | Phi. | 38 | 6-3 | W, 6-3 |
| R.Longwell | 12/27/98 | at ChiB | 18 | 16-13 | W, 16-13 |
| C.Jacke | 10/14/96 | SF | 53 | 23-20+ | W, 23-20+ |
| C.Jacke | 10/14/96 | SF | 31 | 20-20 | W, 23-20+ |
| C.Jacke | 11/14/93 | at NO | 36 | 19-17 | W, 19-17 |
| C.Jacke | 11/15/92 | Phi. | 41 | 27-24 | W, 27-24 |
| C.Jacke | 09/06/92 | Min. | 24 | 20-20 | L, 20-23+ |
| C.Jacke | 09/15/91 | TB | 22 | 15-13 | W, 15-13 |
| C.Jacke | 12/03/89 | at TB | 47 | 17-16 | W, 17-16 |
| C.Jacke | 10/29/89 | Det.* | 38 | 23-20+ | W, 23-20+ |
| C.Jacke | 10/01/89 | Atl.* | 22 | 23-21 | W, 23-21 |
| A.Del Greco | 10/25/87 | at Det. | 45 | 34-33 | W, 34-33 |
| M.Zendejas | 10/11/87 | Det. | 45 | 16-16 | L, 16-19+ |
| A.Del Greco | 12/15/85 | at Det. | 27 | 26-23 | W, 26-23 |
| A.Del Greco | 10/13/85 | Min.* | 22 | 20-17 | W, 20-17 |
| J.Stenerud | 12/12/83 | at TB | 23 | 12-9+ | W, 12-9+ |
| J.Stenerud | 12/12/83 | at TB | 23 | 9-9 | W, 12-9+ |
| J.Stenerud | 12/04/83 | ChiB | 19 | 31-28 | W, 31-28 |
| J.Stenerud | 10/17/83 | Was. | 20 | 48-47 | W, 48-47 |
| J.Stenerud | 09/18/83 | LARm* | 36 | 27-24 | W, 27-24 |
| J.Stenerud | 09/04/83 | at HouO | 42 | 41-38+ | W, 41-38+ |
| J.Stenerud | 11/08/81 | NYG* | 23 | 26-24 | W, 26-24 |
| C.Marcol | 10/29/78 | TB | 48 | 9-7 | W, 9-7 |
| C.Marcol | 09/29/74 | Det.* | 22 | 21-19 | W, 21-19 |
| C.Marcol | 10/07/73 | at NYG* | 32 | 16-14 | W, 16-14 |
| C.Marcol | 09/23/73 | Det. | 24 | 9-9 | T, 9-9 |
| C.Marcol | 10/08/72 | at ChiB | 37 | 20-17 | W, 20-17 |
| C.Marcol | 10/01/72 | DalC* | 22 | 16-13 | W, 16-13 |
| T.Webster | 12/05/71 | at StLC | 27 | 16-16 | T, 16-16 |
| L.Michaels | 11/07/71 | at ChiB | 22 | 17-14 | W, 17-14 |
| D.Livingston | 10/12/70 | at SD | 14 | 22-20 | W, 22-20 |

*Milwaukee; †Overtime; *at New Haven, Conn.

regular-season games only

Most Consecutive Field Goals

| | | | |
|----|-----------------------|----|------------------------|
| 23 | Mason Crosby, 2010-11 | 14 | Ryan Longwell, 2002 |
| 19 | Mason Crosby, 2013-14 | | Ryan Longwell, 2002-03 |
| 17 | Chris Jacke, 1993 | | Mason Crosby, 2012-13 |
| 15 | Chris Jacke, 1989-90 | | |

Longest Field Goal

| | |
|----|--|
| 58 | Mason Crosby, at Min., Oct. 23, 2011 |
| 57 | Mason Crosby, at NYG, Nov. 17, 2013 |
| | Mason Crosby, at DalC, Dec. 15, 2013 |
| 56 | Mason Crosby, at Phi., Sept. 12, 2010 |
| | Mason Crosby, at Atl., Oct. 9, 2011 |
| | Mason Crosby, at Den., Nov. 1, 2015 |
| 55 | Mason Crosby, vs. NYJ, Sept. 14, 2014 |
| 54 | Chris Jacke, at Det., Jan. 2, 1994 |
| | Ryan Longwell, at TenT, Dec. 16, 2001 |
| | Dave Rayner, at Phi., Oct. 2, 2006 |
| | Mason Crosby, vs. ChiB, Sept. 13, 2012 |
| | Mason Crosby, at Det., Nov. 28, 2013 |
| | Mason Crosby, vs. Sea., Sept. 20, 2015 |

Highest Field Goal Percentage, Career (50 att.)

| | |
|-------|-------------------------|
| 81.59 | Ryan Longwell (226/277) |
| 80.82 | Jan Stenerud (59/73) |
| 80.36 | Mason Crosby (262/326) |
| 77.23 | Chris Jacke (173/224) |
| 66.67 | Al Del Greco (50/75) |

Highest Field Goal Percentage, Season (1 att./game)

| | |
|-------|-----------------------------|
| 91.67 | Jan Stenerud, 1981 (22/24) |
| 89.19 | Mason Crosby, 2013 (33/37) |
| 88.46 | Ryan Longwell, 2003 (23/26) |
| 87.88 | Ryan Longwell, 1998 (29/33) |
| 86.84 | Ryan Longwell, 2000 (33/38) |

Most Field Goals, No Misses, Game

| | |
|---|--|
| 5 | Chris Jacke, at LARd, Nov. 11, 1990 |
| | Chris Jacke, vs. SF, Oct. 14, 1996 |
| | Ryan Longwell, at Ari., Sept. 24, 2000 |
| | Mason Crosby, vs. Det., Oct. 6, 2013 |
| | Mason Crosby, at Min., Nov. 22, 2015 |

Most Field Goals, 50 or More Yards, Career

| | |
|----|--------------------------------|
| 28 | Mason Crosby, 2007-16 |
| 17 | Chris Jacke, 1989-96 |
| 13 | Ryan Longwell, 1997-2005 |
| 3 | Chester Marcol, 1972-80 |
| 2 | Ted Fritsch, 1942-50 |
| | Paul Hornung, 1957-62, 1964-66 |
| | Jan Stenerud, 1980-83 |
| | Al Del Greco, 1984-87 |

Most Field Goals, 50 or More Yards, Season

| | | | |
|---|---------------------|---|----------------------|
| 6 | Chris Jacke, 1993 | 2 | Chester Marcol, 1972 |
| 5 | Mason Crosby, 2013 | | Jan Stenerud, 1981 |
| 4 | Ryan Longwell, 2005 | | Al Del Greco, 1986 |
| | Mason Crosby, 2014 | | Chris Jacke, 1990 |
| | Mason Crosby, 2015 | | Chris Jacke, 1992 |
| 3 | Chris Jacke, 1995 | | Ryan Longwell, 2004 |
| | Ryan Longwell, 2000 | | Mason Crosby, 2009 |
| | Mason Crosby, 2007 | | Mason Crosby, 2010 |
| | Mason Crosby, 2008 | | Mason Crosby, 2011 |
| | | | Mason Crosby, 2012 |

Most Field Goals, 50 or More Yards, Game

| | |
|---|---------------------------------------|
| 2 | Ryan Longwell, at Atl., Nov. 13, 2005 |
|---|---------------------------------------|

SAFETIES**Most Safeties, Career**

| | |
|---|-----------------------|
| 2 | Willie Davis, 1960-69 |
| | Tim Harris, 1986-90 |

Most Safeties, Season

| | |
|----|------------------|
| *2 | Tim Harris, 1988 |
|----|------------------|

Most Safeties, Game

| | |
|---|---|
| 1 | 24 times |
| | (last: Intentional-grounding penalty in end zone, vs. Det, Dec. 28, 2014) |

* — holds or shares NFL record

RUSHING**ATTEMPTS, RUSHING****Most Seasons Leading League**

| | |
|---|------------------------|
| 2 | Jim Taylor, 1960, 1962 |
| 1 | Clarke Hinkle, 1941 |

Most Seasons Leading Team

| | |
|---|---------------------------------|
| 8 | Clarke Hinkle, 1932-34, 1937-41 |
| 7 | Jim Taylor, 1960-66 |
| 6 | Ahman Green, 2000-04, 2006 |
| 5 | John Brockington, 1971-75 |
| 4 | Tony Canadeo, 1943, 1948-50 |
| | Ryan Grant, 2007-09, 2011 |

Most Consecutive Seasons Leading Team

| | |
|---|---------------------------|
| 7 | Jim Taylor, 1960-66 |
| 5 | Clarke Hinkle, 1937-41 |
| | John Brockington, 1971-75 |
| | Ahman Green, 2000-04 |
| 3 | Clarke Hinkle, 1932-34 |
| | Ted Fritsch, 1944-46 |
| | Tony Canadeo, 1948-50 |
| | Edgar Bennett, 1994-96 |
| | Dorsey Levens, 1997-99 |
| | Ryan Grant, 2007-09 |
| | Eddie Lacy, 2013-15 |

Most Attempts, Career

| | |
|-------|---|
| 1,851 | Ahman Green, 2000-06, 2009 (8 seasons) |
| 1,811 | Jim Taylor, 1958-1966 (9 seasons) |
| 1,293 | John Brockington, 1971-77 (7 seasons) |
| 1,171 | Clarke Hinkle, 1932-41 (10 seasons) |
| 1,025 | Tony Canadeo, 1941-44, 1946-52 (11 seasons) |

Most Attempts, Season

| | |
|-----|--------------------------------|
| 355 | Ahman Green, 2003 (16 games) |
| 329 | Dorsey Levens, 1997 (16 games) |
| 316 | Edgar Bennett, 1995 (16 games) |
| 312 | Ryan Grant, 2008 (16 games) |
| 304 | Ahman Green, 2001 (16 games) |

Most Attempts, Rookie, Season

| | |
|-----|-----------------------------------|
| 284 | Eddie Lacy, 2013 (15 games) |
| 216 | John Brockington, 1971 (14 games) |
| 143 | Samkon Gado, 2005 (8 games) |
| 126 | Gerry Ellis, 1980 (15 games) |
| 121 | Willard Harrell, 1975 (14 games) |

Most Attempts, Game

| | |
|----|---|
| 39 | Terdell Middleton, vs. Min., Nov. 26, 1978 (110 yds.) |
| 33 | Dorsey Levens, vs. DalC, Nov. 23, 1997 (190 yds.) |
| | Ahman Green, at Car., Sept. 13, 2004 (119 yds.) |
| | Ryan Grant, at Sea., Oct. 12, 2008 (90 yds.) |
| 32 | Jim Grabowski, vs. ChiB, Sept. 24, 1967 (111 yds.) |
| | John Brockington, at Min., Nov. 17, 1974 (137 yds.) |
| 31 | Dorsey Levens, at Min., Dec. 1, 1997 (108 yds.) |
| | Ahman Green, at NE, Oct. 13, 2002 (136 yds.) |
| | Ryan Grant, vs. Ind., Oct. 19, 2008 (105 yds.) |
| 30 | Jim Taylor, vs. Pit., Nov. 3, 1963 (141 yds.) |
| | John Brockington, at ChiB, Nov. 7, 1971 (142 yds.) |
| | Harlan Huckleby, at NYG, Oct. 4, 1981 (88 yds.) |
| | Edgar Bennett, at ChiB, Sept. 11, 1995 (96 yds.) |
| | Ahman Green, vs. ChiB, Dec. 7, 2003 (80 yds.) |



Bennett

YARDS GAINED, RUSHING**Most Seasons Leading League**

| | |
|---|------------------|
| 1 | Jim Taylor, 1962 |
|---|------------------|

Most Seasons Leading Team

| | |
|---|--|
| 7 | Clarke Hinkle, 1932-34, 1936-37, 1940-41 |
| | Jim Taylor, 1960-66 |
| 6 | Ahman Green, 2000-04, 2006 |
| 5 | Tony Canadeo, 1943, 1946-49 |
| | John Brockington, 1971-75 |
| 3 | Ted Fritsch, 1942, 1944-45 |
| | Tobin Rote, 1951-52, 1956 |
| | Gerry Ellis, 1981, 1983-84 |
| | Eddie Lee Ivery, 1980, 1982, 1985 |
| | Edgar Bennett, 1994-96 |
| | Ryan Grant, 2007-09 |
| | Eddie Lacy, 2013-15 |



Hinkle

Most Consecutive Seasons Leading Team

| | |
|-----------------------------|--------------------------|
| 7 Jim Taylor, 1960-66 | 3 Clarke Hinkle, 1932-34 |
| 5 John Brockington, 1971-75 | Edgar Bennett, 1994-96 |
| Ahman Green, 2000-04 | Ryan Grant, 2007-09 |
| 4 Tony Canadeo, 1946-49 | Eddie Lacy, 2013-15 |

Most Yards Rushing, Career

| |
|---|
| 8,322 Ahman Green, 2000-06, 2009 (8 seasons) |
| 8,207 Jim Taylor, 1958-66 (9 seasons) |
| 5,024 John Brockington, 1971-77 (7 seasons) |
| 4,197 Tony Canadeo, 1941-44, 1946-52 (11 seasons) |
| 4,143 Ryan Grant, 2007-12 (6 seasons) |

Most Seasons, 1,000 or More Yards Rushing

| |
|------------------------------|
| 6 Ahman Green, 2000-04, 2006 |
| 5 Jim Taylor, 1960-64 |
| 3 John Brockington, 1971-73 |
| 2 Dorsey Levens, 1997, 1999 |
| Ryan Grant, 2008-09 |
| Eddie Lacy, 2013-14 |
| 1 Tony Canadeo, 1949 |
| Terdell Middleton, 1978 |
| Edgar Bennett, 1995 |



Middleton

Most Consecutive Seasons, 1,000 or More Yards Rushing

| |
|-----------------------------|
| 5 Jim Taylor, 1960-64 |
| Ahman Green, 2000-04 |
| 3 John Brockington, 1971-73 |
| 2 Ryan Grant, 2008-09 |
| Eddie Lacy, 2013-14 |

Most Yards Rushing, Season

| |
|--|
| 1,883 Ahman Green, 2003 (355 att.) |
| 1,474 Jim Taylor, 1962 (272 att.) |
| 1,435 Dorsey Levens, 1997 (329 att.) |
| 1,387 Ahman Green, 2001 (304 att.) |
| 1,307 Jim Taylor, 1961 (243 att.) |
| 1,253 Ryan Grant, 2009 (282 att.) |
| 1,240 Ahman Green, 2002 (286 att.) |
| 1,203 Ryan Grant, 2008 (312 att.) |
| 1,178 Eddie Lacy, 2013 (284 att.) |
| 1,175 Ahman Green, 2000 (263 att.) |
| 1,169 Jim Taylor, 1964 (235 att.) |
| 1,163 Ahman Green, 2004 (259 att.) |
| 1,144 John Brockington, 1973 (265 att.) |
| 1,139 Eddie Lacy, 2014 (246 att.) |
| 1,116 Terdell Middleton, 1978 (284 att.) |
| 1,105 John Brockington, 1971 (216 att.) |
| 1,101 Jim Taylor, 1960 (230 att.) |
| 1,067 Edgar Bennett, 1995 (316 att.) |



Green

Most Yards Rushing, Rookie, Season

| |
|---|
| 1,178 Eddie Lacy, 2013 (284 att.) |
| 1,105 John Brockington, 1971 (216 att.) |
| 582 Samkon Gado, 2005 (143 att.) |
| 545 Gerry Ellis, 1980 (126 att.) |
| 519 Kenneth Davis, 1986 (114 att.) |

Most Yards Rushing, Game

| |
|--|
| 218 Ahman Green, vs. Den., Dec. 28, 2003 (20 att.) |
| 192 Ahman Green, vs. Phi., Nov. 10, 2003 (29 att.) |
| 190 Dorsey Levens, vs. DalC, Nov. 23, 1997 (33 att.) |
| 186 Jim Taylor, vs. NYG, Dec. 3, 1961 (27 att.) |
| 178 Najeh Davenport, vs. StLR, Nov. 29, 2004 (19 att.) |
| 176 Ahman Green, at ChiB, Sept. 29, 2003 (19 att.) |
| 171 Samkon Gado, vs. Det., Dec. 11, 2005 (29 att.) |
| 169 Ahman Green, vs. TB, Nov. 4, 2001 (24 att.) |
| 167 Billy Grimes, vs. NYY, Oct. 8, 1950 (10 att.) |
| 165 Jim Taylor, at LARn, Dec. 13, 1964 (17 att.) |

Most Yards Rushing, Rookie, Game

| |
|--|
| 171 Samkon Gado, vs. Det., Dec. 11, 2005 (29 att.) |
| 150 Eddie Lacy, vs. ChiB, Nov. 4, 2013 (22 att.) |
| 149 John Brockington, at Min., Nov. 14, 1971 (23 att.) |

Most Games, 100 or More Yards Rushing, Career

| |
|---|
| 33 Ahman Green, 2000-06, 2009 (8 seasons) |
| 26 Jim Taylor, 1958-66 (9 seasons) |
| 13 John Brockington, 1971-77 (7 seasons) |
| 12 Ryan Grant, 2007-12 (6 seasons) |
| 11 Eddie Lacy, 2013-16 (4 seasons) |

Most Games, 100 or More Yards Rushing, Season

| | |
|-----------------------|------------------------|
| 10 Ahman Green, 2003 | 5 Tony Canadeo, 1949 |
| 7 Jim Taylor, 1962 | Jim Taylor, 1960 |
| Ahman Green, 2001 | John Brockington, 1973 |
| 6 Dorsey Levens, 1997 | Ahman Green, 2006 |
| | Ryan Grant, 2007 |

Most Consecutive Games, 100 or More Yards Rushing

| |
|-------------------------------------|
| 4 Ahman Green, 2003 |
| Ahman Green, 2003-04 |
| 3 John Brockington, 1971 |
| Dorsey Levens, 1997 |
| Ahman Green, 2003 |
| Ahman Green, 2006 |
| 2 18 times (last: Eddie Lacy, 2015) |

Longest Run From Scrimmage

| |
|---|
| 98 Ahman Green, vs. Den., Dec. 28, 2003 (TD) |
| 97 Andy Uram, vs. ChiC, Oct. 8, 1939 (TD) |
| 90 Ahman Green, vs. DalC, Oct. 24, 2004 (TD) |
| 84 Jim Taylor, vs. Det., Nov. 8, 1964 (TD) |
| 83 James Lofton, at NYG, Sept. 20, 1982 (TD) (WR) |
| Ahman Green, vs. Det., Sept. 9, 2001 (TD) |
| 80 Jessie Clark, at StLC, Sept. 29, 1985 |
| 77 Tom Moore, vs. Det., Sept. 22, 1963 (TD) |
| 76 Terdell Middleton, vs. Det., Oct. 1, 1978 (TD) |
| Najeh Davenport, at StLR, Oct. 19, 2003 (TD) |
| 73 Billy Grimes, at ChiB, Oct. 15, 1950 (TD) |
| DeShawn Wynn, vs. Det., Dec. 28, 2008 (TD) |

AVERAGE GAIN, RUSHING**Highest Average Gain, Career (750 Attempts)**

| |
|---|
| 4.58 Gerry Ellis, 1980-86 (836-3,826) |
| 4.53 Jim Taylor, 1958-66 (1,811-8,207) |
| 4.50 Ahman Green, 2000-06, 2009 (1,851-8,322) |
| 4.36 Eddie Lacy, 2013-16 (788-3,435) |
| 4.34 Ryan Grant, 2007-12 (955-4,143) |

Highest Average Gain, Season (75 Attempts)

| |
|-------------------------------------|
| 6.88 Tobin Rote, 1951 (76-523) (QB) |
| 5.94 Ty Montgomery, 2015 (77-457) |
| 5.71 Billy Grimes, 1950 (84-480) |
| 5.54 James Starks, 2013 (89-493) |
| 5.49 Gerry Ellis, 1985 (104-571) |

Highest Average Gain, Game (10 Attempts)

| |
|---|
| 16.7 Billy Grimes, vs. NYY, Oct. 8, 1950 (10-167) |
|---|



In 2003, Ahman Green broke Jim Taylor's 1962 single-season Packers rushing record, the oldest of its kind in the NFL. Green also surpassed Taylor (left) on Green Bay's career rushing list in 2009.

TOUCHDOWNS, RUSHING**Most Seasons Leading League**

| |
|------------------------------|
| 2 Verne Lewellen, 1928, 1930 |
| Jim Taylor, 1961-62 |
| 1 Clarke Hinkle, 1937 |
| Ted Fritsch, 1946 |
| Paul Hornung, 1960 |

Most Consecutive Seasons Leading League

| |
|-----------------------|
| 2 Jim Taylor, 1961-62 |
|-----------------------|

Most Seasons Leading Team

| |
|--|
| 6 Clarke Hinkle, 1932, 1936-1939, 1941 |
| Ahman Green, 2000-04, 2006 |
| 5 Verne Lewellen, 1927-31 |
| Ted Fritsch, 1943-47 |
| Tobin Rote, 1951-52, 1954-56 (QB) |
| Paul Hornung, 1957-60, 1965 |
| 4 Jim Taylor, 1961-64 |
| Donny Anderson, 1967-68, 1970-71 |
| John Brockington, 1972-75 |
| Brent Fullwood, 1987-90 |
| Dorsey Levens, 1995-97, 1999 |
| Ryan Grant, 2007-09, 2012 |

* — holds or shares NFL record

Most Consecutive Seasons Leading Team

- 5 Verne Lewellen, 1927-31
- Ted Fritsch, 1943-47
- Ahman Green, 2000-04
- 4 Clarke Hinkle, 1936-39
- Paul Hornung, 1957-60
- Jim Taylor, 1961-64
- John Brockington, 1972-75
- Brent Fullwood, 1987-90



Brockington

Most Rushing Touchdowns, Career

- 81 Jim Taylor, 1958-66 (9 seasons)
- 54 Ahman Green, 2000-06, 2009 (8 seasons)
- 50 Paul Hornung, 1957-62, 1964-66 (9 seasons)
- 37 Verne Lewellen, 1924-32 (9 seasons)
- 35 Clarke Hinkle, 1932-41 (10 seasons)

Most Rushing Touchdowns, Season

- 19 Jim Taylor, 1962
- 15 Jim Taylor, 1961
- Ahman Green, 2003
- 13 Paul Hornung, 1960
- 12 Jim Taylor, 1964
- 11 Tobin Rote, 1956 (QB)
- Jim Taylor, 1956
- Terdell Middleton, 1978
- Ryan Grant, 2009
- Eddie Lacy, 2013

Most Rushing Touchdowns, Rookie, Season

- 11 Eddie Lacy, 2013
- 6 Samkon Gado, 2005
- 5 Charles "Buckets" Goldenberg, 1933
- Gerry Ellis, 1980
- Brent Fullwood, 1987
- 4 Bob Monnett, 1933
- Charlie Sample, 1942
- Tom Moore, 1960
- Dave Hampton, 1969
- John Brockington, 1971
- Scott Hunter, 1971 (QB)
- DeShawn Wynn, 2007



Ellis

Most Rushing Touchdowns, Game

- 4 Jim Taylor, at CleB, Oct. 15, 1961
- Jim Taylor, at ChiB, Nov. 4, 1962
- Jim Taylor, at Phi., Nov. 11, 1962
- Terdell Middleton, vs. Sea., Oct. 15, 1978
- Dorsey Levens, vs. Ari., Jan. 2, 2000

Most Consecutive Games, Rushing for Touchdowns

- 7 Paul Hornung, 1960
- 6 Terdell Middleton, 1978
- Ryan Grant, 2007
- 5 Tobin Rote, 1956
- Jim Taylor (twice) 1961, 1964
- Brent Fullwood, 1988
- Ahman Green, 2003-04
- 4 Verne Lewellen (3 times), 1929, 1929-30, 1931
- Chuck Sample, 1942
- Jim Taylor (3 times), 1961, 1962 (twice)
- Donny Anderson, 1971
- Ryan Grant, 2009
- Eddie Lacy, 2013

PASSING**PASSER RATING**

Current rating system implemented in 1973

Most Seasons Leading League

- 3 Arnie Herber, 1932, 1934, 1936
- Bart Starr, 1962, 1964, 1966

Most Consecutive Seasons Leading League

- 2 Cecil Isbell, 1941-42
- Aaron Rodgers, 2011-12

Highest Passer Rating, Career (800 attempts)

- *104.1 Aaron Rodgers, 2005-16 (12 seasons)
- 85.8 Brett Favre, 1992-2007 (16 seasons)
- 80.5 Bart Starr, 1956-71 (16 seasons)
- 73.8 Lynn Dickey, 1976-77, 1979-85 (9 seasons)
- 73.5 Don Majkowski, 1987-92 (6 seasons)

Highest Passer Rating, Season (200 attempts)

- *122.5 Aaron Rodgers, 2011
- 112.2 Aaron Rodgers, 2014
- 108.0 Aaron Rodgers, 2012
- 105.0 Bart Starr, 1966
- 104.9 Aaron Rodgers, 2013

Highest Passer Rating, Game (20 attempts)

- 155.4 Aaron Rodgers, at CleB, Oct. 25, 2009
- 154.9 Brett Favre, at Oak., Dec. 22, 2003
- 154.5 Aaron Rodgers, vs. Car., Oct. 19, 2014
- 152.1 Lynn Dickey, vs. Pit., Sept. 11, 1983
- 151.2 Aaron Rodgers, at ChiB, Sept. 28, 2014

ATTEMPTS**Most Seasons Leading League**

- 3 Arnie Herber, 1932, 1934, 1936
- Brett Favre, 1999, 2005-06
- 2 Tobin Rote, 1954, 1956
- 1 Cecil Isbell, 1941
- Irv Comp, 1944
- Don Majkowski, 1989

Most Seasons Leading Team

- 16 Brett Favre, 1992-2007
- 13 Bart Starr, 1957-68, 1970
- 9 Aaron Rodgers, 2008-16
- 8 Lynn Dickey, 1976-77, 1980-85
- 7 Arnie Herber, 1932-37, 1939
- 6 Tobin Rote, 1950-51, 1953-56

Most Consecutive Seasons Leading Team

- 16 Brett Favre, 1992-2007
- 12 Bart Starr, 1957-68
- 9 Aaron Rodgers, 2008-16
- 6 Arnie Herber, 1932-37
- Lynn Dickey, 1980-85



Starr

Most Passes Attempted, Career

- 8,754 Brett Favre, 1992-2007 (16 seasons) (*10,169 career)
- 4,657 Aaron Rodgers, 2005-16 (12 seasons)
- 3,149 Bart Starr, 1956-71 (16 seasons)
- 2,831 Lynn Dickey, 1976-77, 1979-85 (9 seasons)
- 1,854 Tobin Rote, 1950-56 (7 seasons)

Most Passes Attempted, Season

- 613 Brett Favre, 2006
- 610 Aaron Rodgers, 2016
- 607 Brett Favre, 2005
- 599 Don Majkowski, 1989
- 595 Brett Favre, 1999

Most Passes Attempted, Rookie, Season

- 224 Tobin Rote, 1950
- 177 Babe Parilli, 1952
- 163 Scott Hunter, 1971
- 127 Don Majkowski, 1987
- 106 Stan Heath, 1949

Most Passes Attempted, Game

- 61 Brett Favre, vs. SF, Oct. 14, 1996 (28 comp.)
- Aaron Rodgers, vs. Det., Nov. 15, 2015 (35 comp.)
- 59 Don Majkowski, at Det., Nov. 12, 1989 (34 comp.)
- 58 Brett Favre, at ChiB, Dec. 4, 2005 (31 comp.)
- 56 Aaron Rodgers, vs. ChiB, Oct. 20, 2016 (39 comp.)

COMPLETIONS**Most Seasons Leading League**

- 3 Arnie Herber, 1932, 1934, 1936
- 2 Cecil Isbell, 1941-42
- Tobin Rote, 1954, 1956
- Brett Favre, 1998, 2005
- 1 Don Majkowski, 1989

Most Consecutive Seasons Leading League

- 2 Cecil Isbell, 1941-42

Most Passes Completed, Career

- 5,377 Brett Favre, 1992-2007 (16 seasons) (*6,300 career)
- 3,034 Aaron Rodgers, 2005-16 (12 seasons)
- 1,808 Bart Starr, 1956-71 (16 seasons)
- 1,592 Lynn Dickey, 1976-77, 1979-85 (9 seasons)
- 889 Don Majkowski, 1987-92 (6 seasons)

Most Passes Completed, Season

- 401 Aaron Rodgers, 2016 (610 att.)
- 372 Brett Favre, 2005 (607 att.)
- 371 Aaron Rodgers, 2012 (552 att.)
- 363 Brett Favre, 1994 (582 att.)
- 359 Brett Favre, 1995 (570 att.)

Most Passes Completed, Rookie, Season

- 83 Tobin Rote, 1950 (224 att.)
- 77 Babe Parilli, 1952 (177 att.)
- 75 Scott Hunter, 1971 (163 att.)
- 55 Don Majkowski, 1987 (127 att.)
- 50 David Whitehurst, 1977 (105 att.)

Most Passes Completed, Game

- 39 Aaron Rodgers, vs. ChiB, Oct. 20, 2016 (56 att.)
- 36 Brett Favre, at ChiB, Dec. 5, 1993 (54 att.)
- 35 Lynn Dickey, at TB, Oct. 12, 1980 (51 att.)
- Aaron Rodgers, vs. Det., Nov. 15, 2015 (61 att.)
- 34 Don Majkowski, at Det., Nov. 12, 1989 (59 att.)
- Aaron Rodgers, at ChiB, Sept. 27, 2010 (45 att.)
- Aaron Rodgers, vs. Was., Sept. 15, 2013 (42 att.)
- 33 Brett Favre, at Atl., Oct. 4, 1992 (43 att.)
- Brett Favre, at HouT, Nov. 21, 2004 (50 att.)
- Brett Favre, vs. Min., Nov. 11, 2007 (46 att.)
- 32 Brett Favre, vs. CleB, Sept. 18, 2005 (44 att.)
- Brett Favre, at Min., Sept. 30, 2007 (45 att.)
- Aaron Rodgers, vs. SF, Nov. 22, 2009 (45 att.)

* — holds or shares NFL record

Most Consecutive Passes Completed

- 20 Brett Favre, at Det., Nov. 22, 2007
 18 Lynn Dickey, at HouO, Sept. 4, 1983
 Don Majkowski, vs. NO, Sept. 17, 1989

COMPLETION PERCENTAGE**Most Seasons Leading League**

- 3 Bart Starr, 1962, 1968-69
 1 Brett Favre, 1998

Most Consecutive Seasons Leading League

- 2 Bart Starr, 1968-69

Highest Completion Percentage, Career (500 attempts)

- 65.14 Aaron Rodgers, 2005-16 (3,034-4,657)
 61.42 Brett Favre, 1992-2007 (5,377-8,754)
 57.42 Bart Starr, 1956-71 (1,808-3,149)
 56.23 Lynn Dickey, 1976-77, 1979-85 (1,592-2,831)
 55.32 Don Majkowski, 1987-92 (889-1,607)

Highest Completion Percentage, Season (140 attempts)

- 68.33 Aaron Rodgers, 2011 (343-502)
 67.21 Aaron Rodgers, 2012 (371-552)
 66.55 Aaron Rodgers, 2013 (193-290)
 66.54 Brett Favre, 2007 (356-535)
 65.73 Aaron Rodgers, 2016 (401-610)

Highest Completion Percentage, Rookie, Season (60 attempts)

- 50.00 Irv Comp, 1943 (46-92)
 47.62 David Whitehurst, 1977 (50-105)
 46.01 Scott Hunter, 1971 (75-163)
 43.55 Randy Wright, 1984 (27-62)
 43.50 Babe Parilli, 1952 (77-177)

Highest Completion Percentage, Game (20 attempts)

- 90.48 Lynn Dickey, at NO, Dec. 13, 1981 (19-21)
 87.10 Lynn Dickey, at HouO, Sept. 4, 1983 (27-31)
 86.36 Aaron Rodgers, vs. Car., Oct. 19, 2014 (19-22)
 82.76 Aaron Rodgers, at Min., Oct. 27, 2013 (24-29)
 82.14 Brett Favre, at CleB, Nov. 19, 1995 (23-28)

YARDS PASSING**Most Seasons Leading League**

- 3 Arnie Herber, 1932, 1934, 1936
 2 Cecil Isbell, 1941-42
 Brett Favre, 1995, 1998
 1 Irv Comp, 1944
 Tobin Rote, 1956
 Lynn Dickey, 1983
 Don Majkowski, 1989



Herber

Most Consecutive Seasons Leading League

- 2 Cecil Isbell, 1941-42

Most Seasons Leading Team

- 16 Brett Favre, 1992-2007
 12 Bart Starr, 1957, 1959-68, 1970
 9 Aaron Rodgers, 2008-16
 8 Lynn Dickey, 1976-77, 1980-85
 7 Arnie Herber, 1932-37, 1939
 6 Tobin Rote, 1950-51, 1953-56

Most Consecutive Seasons Leading Team

- 16 Brett Favre, 1992-2007
 10 Bart Starr, 1959-68
 9 Aaron Rodgers, 2008-16
 6 Arnie Herber, 1932-37
 Lynn Dickey, 1980-85
 4 Tobin Rote, 1953-56

Most Yards Passing, Career

- 61,655 Brett Favre, 1992-2007 (16 seasons)
 36,827 Aaron Rodgers, 2005-16 (12 seasons)
 24,718 Bart Starr, 1956-71 (16 seasons)
 21,369 Lynn Dickey, 1976-77, 1979-85 (9 seasons)
 11,535 Tobin Rote, 1950-56 (7 seasons)

Most Seasons, 3,000 or More Yards Passing

- 16 Brett Favre, 1992-2007 (*18 career)
 8 Aaron Rodgers, 2008-12, 2014-16
 3 Lynn Dickey, 1980, 1983-84
 1 Randy Wright, 1986
 Don Majkowski, 1989

Most Consecutive Seasons, 3,000 or More Yards Passing

- 16 Brett Favre, 1992-2007 (*18 career)
 5 Aaron Rodgers, 2008-12
 3 Aaron Rodgers, 2014-16
 2 Lynn Dickey, 1983-84

Most Yards Passing, Season

- 4,643 Aaron Rodgers, 2011 (502 att.)
 4,458 Lynn Dickey, 1983 (484 att.)
 4,434 Aaron Rodgers, 2009 (541 att.)
 4,428 Aaron Rodgers, 2016 (610 att.)
 4,413 Brett Favre, 1995 (570 att.)
 4,381 Aaron Rodgers, 2014 (520 att.)
 4,318 Don Majkowski, 1989 (599 att.)
 4,295 Aaron Rodgers, 2012 (552 att.)
 4,212 Brett Favre, 1998 (551 att.)
 4,155 Brett Favre, 2007 (535 att.)
 4,091 Brett Favre, 1999 (595 att.)
 4,088 Brett Favre, 2004 (540 att.)
 4,038 Aaron Rodgers, 2008 (536 att.)
 3,922 Aaron Rodgers, 2010 (475 att.)
 3,921 Brett Favre, 2006 (510 att.)
 3,899 Brett Favre, 1996 (543 att.)
 3,885 Brett Favre, 2006 (613 att.)



Dickey

Most Yards Passing, Rookie, Season

- 1,416 Babe Parilli, 1952 (177 att.)
 1,231 Tobin Rote, 1950 (224 att.)
 1,210 Scott Hunter, 1971 (163 att.)
 875 Don Majkowski, 1987 (127 att.)
 662 Irv Comp, 1943 (92 att.)

Most Yards Passing, Game

- 480 Matt Flynn, vs. Det., Jan. 1, 2012 (31 comp.)
 Aaron Rodgers, vs. Was., Sept. 15, 2013 (34 comp.)
 418 Lynn Dickey, at TB, Oct. 12, 1980 (35 comp.)
 Aaron Rodgers, at NO, Oct. 26, 2014 (28 comp.)
 410 Don Horn, vs. StLC, Dec. 21, 1969 (22 comp.)
 408 Aaron Rodgers, vs. Den., Oct. 2, 2011 (29 comp.)
 404 Aaron Rodgers, vs. NYG, Dec. 26, 2010 (25 comp.)
 402 Brett Favre, at ChiB, Dec. 5, 1993 (36 comp.)
 399 Brett Favre, at Oak, Dec. 22, 2003 (22 comp.)
 396 Aaron Rodgers, at Atl., Oct. 9, 2011 (26 comp.)
 395 Brett Favre, vs. SF, Oct. 14, 1996 (28 comp.)
 390 Brett Favre, vs. TB, Oct. 10, 1999 (22 comp.)

Most Games, 300 or More Yards Passing, Career

- 55 Brett Favre, 1992-2007
 49 Aaron Rodgers, 2005-16
 15 Lynn Dickey, 1976-77, 1979-85
 9 Don Majkowski, 1987-92
 5 Bart Starr, 1956-71

Most Games, 300 or More Yards Passing, Season

- | | |
|-----------------------|---------------------|
| 8 Aaron Rodgers, 2011 | 4 Lynn Dickey, 1984 |
| Aaron Rodgers, 2014 | Brett Favre, 1994 |
| 7 Brett Favre, 1995 | Brett Favre, 1998 |
| Brett Favre, 2007 | Brett Favre, 2001 |
| 6 Don Majkowski, 1989 | Brett Favre, 2005 |
| Brett Favre, 1999 | Aaron Rodgers, 2008 |
| Aaron Rodgers, 2012 | Aaron Rodgers, 2013 |
| Aaron Rodgers, 2016 | |
| 5 Lynn Dickey, 1983 | |
| Brett Favre, 2004 | |
| Aaron Rodgers, 2009 | |
| Aaron Rodgers, 2010 | |

Most Consecutive Games, 300 or More Yards Passing

- 4 Aaron Rodgers, 2011
 3 Lynn Dickey, 1984
 Brett Favre, 2007 (twice)
 Aaron Rodgers, 2014, '16
 2 Lynn Dickey, 1983 (twice)
 Don Majkowski, 1989
 Brett Favre, 1995, '97, '98, '99, 2004, '06
 Aaron Rodgers, 2009 (twice), '10, '11 (twice), '12 (twice), '13, '15, '16

Longest Pass Completion (All TDs)

- *99 Brett Favre to Robert Brooks, at ChiB, Sept. 11, 1995
 96 Tobin Rote to Billy Grimes, at SF, Dec. 10, 1950
 95 Lynn Dickey to Steve Odom, at Min., Oct. 2, 1977
 93 Aaron Rodgers to Jordy Nelson, vs. StLR, Oct. 16, 2011
 92 Arnie Herber to Don Hutson, vs. ChiC, Oct. 8, 1939
 91 Bart Starr to Boyd Dowler, at LARm, Dec. 17, 1960

Shortest Pass Completion (TD)

- 4 in. Cecil Isbell to Don Hutson, vs. CleR, Oct. 18, 1942

* — holds or shares NFL record

AVERAGE GAIN, PASSING

Most Seasons Leading League

- 3 Arnie Herber, 1932, 1934, 1936
- Bart Starr, 1966-68
- 1 Lynn Dickey, 1983
- Aaron Rodgers, 2011

Most Consecutive Seasons Leading League

- 3 Bart Starr, 1966-68

Highest Average Gain, Career (800 attempts)

- 7.91 Aaron Rodgers, 2005-16 (36,827 yds., 4,657 att.)
- 7.85 Bart Starr, 1956-71 (24,718 yds., 3,149 att.)
- 7.55 Lynn Dickey, 1976-77, 1979-85 (21,369 yds., 2,831 att.)
- 7.27 Cecil Isbell, 1938-42 (5,945 yds., 818 att.)
- 7.04 Brett Favre, 1992-2007 (61,655 yds., 8,754 att.)

Highest Average Gain, Season (200 attempts)

- 9.25 Aaron Rodgers, 2011 (4,643 yds., 502 att.)
- 9.21 Lynn Dickey, 1983 (4,458 yds., 484 att.)
- 8.99 Bart Starr, 1966 (2,257 yds., 251 att.)
- 8.74 Aaron Rodgers, 2012 (2,536 yds., 290 att.)
- 8.68 Bart Starr, 1967 (1,823 yds., 210 att.)

Highest Average Gain, Game (20 attempts)

- 15.86 Cecil Isbell, Nov. 1, 1942, vs. ChiC (333 yds., 21 att.)
- 14.85 Babe Parilli, Oct. 19, 1958, at Was. (297 yds., 20 att.)
- 14.52 Brett Favre, Nov. 16, 1997, at Ind. (363 yds., 25 att.)
- 14.50 Lynn Dickey, Sept. 11, 1983, vs. Pit. (290 yds., 20 att.)
- 13.96 Bart Starr, Sept. 17, 1967, vs. Det. (321 yds., 23 att.)

TOUCHDOWN PASSES

Most Seasons Leading League

- *4 Brett Favre, 1995-97, 2003
- 3 Arnie Herber, 1932, 1934, 1936
- 2 Cecil Isbell, 1941-42
- Tobin Rote, 1955-56
- 1 Lynn Dickey, 1983
- Aaron Rodgers, 2016

Most Consecutive Seasons Leading League

- 3 Brett Favre, 1995-97
- 2 Cecil Isbell, 1941-42
- Tobin Rote, 1955-56

Most Touchdown Passes, Career

- 442 Brett Favre, 1992-2007 (16 seasons)
- 297 Aaron Rodgers, 2005-16 (12 seasons)
- 152 Bart Starr, 1956-71 (16 seasons)
- 133 Lynn Dickey, 1976-77, 1979-85 (9 seasons)
- 89 Tobin Rote, 1950-56 (7 seasons)

Most Touchdown Passes, Season

- 45 Aaron Rodgers, 2011
- 40 Aaron Rodgers, 2016
- 39 Brett Favre, 1996
- Aaron Rodgers, 2012
- 38 Brett Favre, 1995
- Aaron Rodgers, 2014

Most Touchdown Passes, Rookie, Season

- 13 Babe Parilli, 1952
- 7 Cecil Isbell, 1938
- Irv Comp, 1943
- Tobin Rote, 1950
- Scott Hunter, 1971



Rote



Favre

Most Touchdown Passes, Game

- 6 Matt Flynn, vs. Det., Jan. 1, 2012
- Aaron Rodgers, at HouT, Oct. 14, 2012
- Aaron Rodgers, vs. ChiB, Nov. 9, 2014
- 5 Cecil Isbell, vs. ChiC, Nov. 1, 1942
- Don Horn, vs. STL, Dec. 21, 1969
- Lynn Dickey, at NO, Dec. 13, 1981
- Lynn Dickey, at HouO, Sept. 4, 1983
- Brett Favre, vs. ChiB, Nov. 12, 1995
- Brett Favre, vs. Min., Sept. 21, 1997
- Brett Favre, at Car., Sept. 27, 1998
- Aaron Rodgers, vs. ChiB, Dec. 25, 2011
- Aaron Rodgers, vs. KC, Sept. 28, 2015
- 4 43 times (most: Brett Favre, 16; Aaron Rodgers, 16; last: Rodgers at Det., Jan. 1, 2017).



Isbell

Most Games, Four or More TD Passes, Career

- 20 Aaron Rodgers, 2005-16 (12 seasons)
- 19 Brett Favre, 1992-2007 (16 seasons)
- 5 Lynn Dickey, 1976-77, 1979-85 (9 seasons)
- 2 Bart Starr, 1956-71 (16 seasons)
- Matt Flynn, 2008-11, 2013 (5 seasons)

Most Games, Four or More TD Passes, Season

- 5 Brett Favre, 1996
- 2 Lynn Dickey, 1983
- Aaron Rodgers, 2011
- Lynn Dickey, 1984
- 4 Aaron Rodgers, 2012
- Brett Favre, 1997
- Aaron Rodgers, 2016
- Brett Favre, 2003
- 3 Brett Favre, 1995
- Brett Favre, 2004
- Aaron Rodgers, 2010
- Aaron Rodgers, 2014
- Aaron Rodgers, 2015

Most Consecutive Games, Four or More TD Passes

- 2 Brett Favre (Gm 5-6, 1996)
- Brett Favre (Gm 14-15, 2003)
- Aaron Rodgers (Gm 8-9, 2011)
- Aaron Rodgers (Gm 15-16, 2016)

Most Consecutive Games, Touchdown Pass

- 36 Brett Favre (Gm 8-16, 2002; Gm 1-16, 2003; Gm 1-11, 2004)
- 22 Cecil Isbell (Gm 1-11, 1941; Gm 1-11, 1942)
- Aaron Rodgers (Gm 8-16, 2015; Gm 1-13, 2016)
- 19 Aaron Rodgers (Gm 10-16, 2008; Gm 1-12, 2009)
- Aaron Rodgers (Gm 15-16, 2010; Gm 1-15, 2011; Gm 1-2, 2012)
- 18 Brett Favre (Gm 3-16, 1997; Gm 1-4, 1998)

HAD INTERCEPTED

Most Consecutive Attempts, Without Interception

- 294 Bart Starr, 1964-65
- 202 Aaron Rodgers, 2014
- 245 Aaron Rodgers, 2016
- 197 Aaron Rodgers, 2014-15
- 212 Aaron Rodgers, 2014
- 181 Aaron Rodgers, 2010

Most Passes Had Intercepted, Career

- 286 Brett Favre, 1992-2007 (16 seasons) (*336 career)
- 151 Lynn Dickey, 1976-77, 1979-85 (9 seasons)
- 138 Bart Starr, 1956-71 (16 seasons)
- 119 Tobin Rote, 1950-56 (7 seasons)
- 90 Arnie Herber, 1930-40 (11 seasons)

Most Passes Had Intercepted, Season

- 29 Lynn Dickey, 1983 (484 att.)
- 21 Irv Comp, 1944 (177 att.)
- Brett Favre, 2005 (607 att.)
- Jack Jacobs, 1948 (184 att.)
- 25 Lynn Dickey, 1980 (478 att.)
- John Hadl, 1975 (353 att.)
- 24 Tobin Rote, 1950 (224 att.)
- Brett Favre, 2003 (471 att.)
- Brett Favre, 1993 (522 att.)
- 23 Randy Wright, 1986 (492 att.)
- Brett Favre, 1998 (551 att.)
- Brett Favre, 1999 (595 att.)

Fewest Passes Had Intercepted, Season (200 attempts)

- 3 Bart Starr, 1966 (251 attempts)
- 4 Bart Starr, 1964 (272 attempts)
- 5 Aaron Rodgers, 2014 (520 attempts)
- 6 Aaron Rodgers, 2011 (502 attempts)
- Aaron Rodgers, 2013 (290 attempts)

* — holds or shares NFL record

Most Passes Had Intercepted, Game

- 6 Tom O'Malley, vs. Det., Sept. 17, 1950 (15 att.)
- 5 Cecil Isbell, at NYG, Nov. 20, 1938 (19 att.)
- Jack Jacobs, at NYG, Nov. 23, 1947 (24 att.)
- Jack Jacobs, at Phi., Dec. 14, 1947 (36 att.)
- Tobin Rote, vs. LARm, Oct. 16, 1955 (40 att.)
- Bart Starr, vs. ChiB, Sept. 24, 1967 (19 att.)
- Randy Wright, at NO, Sept. 14, 1986 (44 att.)
- Don Majkowski, at TB, Oct. 14, 1990 (42 att.)
- Brett Favre, at Cin., Oct. 30, 2005 (39 att.)

Most Attempts, No Interceptions, Game

- 61 Aaron Rodgers, vs. Det., Nov. 15, 2015
- 56 Aaron Rodgers, vs. ChiB, Oct. 20, 2016
- 48 Aaron Rodgers, at Pit., Dec. 20, 2009
- 46 Don Majkowski, at Det., Sept. 30, 1990
- Brett Favre, vs. Min., Nov. 11, 2007
- 45 Brett Favre, vs. SD, Sept. 23, 2007
- Brett Favre, at Min., Sept. 30, 2007
- Aaron Rodgers, vs. SF, Nov. 22, 2009



Majkowski

LOWEST PERCENTAGE, PASSES HAD INTERCEPTED**Most Seasons Leading League**

- 3 Bart Starr, 1962, 1964, 1966
- 2 Aaron Rodgers, 2009, 2014

Lowest Percentage, Career (800 attempts)

- *1.55 Aaron Rodgers, 2005-2016 (72 int., 4,657 att.)
- 3.27 Brett Favre, 1992-2007 (286 int., 8,754 att.)
- 3.48 Don Majkowski, 1987-92 (56 int., 1,607 att.)
- 4.38 Bart Starr, 1956-71 (138 int., 3,149 att.)
- 5.09 Randy Wright, 1984-88 (57 int., 1,119 att.)

Lowest Percentage, Season (200 attempts)

- 0.96 Aaron Rodgers, 2014 (5 int., 520 att.)
- 1.15 Aaron Rodgers, 2016 (7 int., 610 att.)
- 1.20 Bart Starr, 1966 (3 int., 251 att.)
- 1.20 Aaron Rodgers, 2011 (6 int., 502 att.)
- 1.29 Aaron Rodgers, 2009 (7 int., 541 att.)

TIMES SACKED

Became official team statistic in 1963

Most Times Sacked, Career

- 438 Brett Favre, 1992-2007 (16 seasons) (*525 career)
- 341 Aaron Rodgers, 2005-16 (12 seasons)
- 268 Lynn Dickey, 1976-77, 1979-85 (9 seasons)
- 235 Bart Starr, 1963-71 (9 seasons)
- 159 Don Majkowski, 1987-92 (6 seasons)

Most Times Sacked, Season

- 51 Aaron Rodgers, 2012
- 50 Aaron Rodgers, 2009
- 47 Don Majkowski, 1989
- 46 Aaron Rodgers, 2015
- 42 Bart Starr, 1964

Most Times Sacked, Game

- 11 Bart Starr, vs. Det., Nov. 7, 1965
- 10 David Whitehurst, at SD, Sept. 24, 1978
- 9 Lynn Dickey, at NYJ, Dec. 20, 1981
- 8 Bart Starr, at Min., Oct. 5, 1969
- David Whitehurst, at Atl., Oct. 7, 1979
- Don Majkowski, at Min., Oct. 15, 1989
- Don Majkowski, at LARd, Nov. 11, 1990
- Brett Favre, at TB, Dec. 7, 1998
- Aaron Rodgers, at Min., Oct. 5, 2009
- Aaron Rodgers, at Sea., Sept. 24, 2012
- Aaron Rodgers, at Ari., Dec. 27, 2015

PASS RECEIVING**RECEPTIONS****Most Seasons Leading League**

- *8 Don Hutson, 1936-37, 1939, 1941-45
- 3 Sterling Sharpe, 1989, 1992-93

Most Consecutive Seasons Leading League

- *5 Don Hutson, 1941-45
- 2 Sterling Sharpe, 1992-93

Most Seasons Leading Team

- 10 Don Hutson, 1936-45
- 8 James Lofton, 1978, 1980-86
- 7 Boyd Dowler, 1959, 1962-65, 1967-68 (tied in '62)
- Sterling Sharpe, 1988-94
- 6 Billy Howton, 1952-57
- Donald Driver, 2002-03, 2005-07, 2009
- 4 Max McGee, 1958, 1960-62
- Antonio Freeman, 1996-99
- Jordy Nelson, 2011, 2013-14, 2016

Most Consecutive Seasons Leading Team

- 10 Don Hutson, 1936-45
- 7 James Lofton, 1980-86
- 6 Boyd Dowler, 1962-65
- Sterling Sharpe, 1988-94
- Antonio Freeman, 1996-99

Most Receptions, Career

- 743 Donald Driver, 1999-2012 (14 seasons)
- 595 Sterling Sharpe, 1988-94 (7 seasons)
- 530 James Lofton, 1978-86 (9 seasons)
- 497 Jordy Nelson, 2008-14, 2016 (8 seasons)
- 488 Don Hutson, 1935-45 (11 seasons)

Most Seasons, 50 or More Receptions

- 9 Donald Driver, 2002-10
- 7 James Lofton, 1979-81, 1983-86
- Sterling Sharpe, 1988-94
- 6 Antonio Freeman, 1996-2001
- 5 Greg Jennings, 2007-11
- 4 Ahman Green, 2000-03 (RB)
- James Jones, 2010, 2012-13, 2015
- Jordy Nelson, 2011, 2013-14, 2016
- Randall Cobb, 2012, 2014-16
- 3 Don Hutson, 1941-42, 1944
- Billy Howton, 1952, 1954, 1956
- Paul Coffman, 1979, 1981, 1983 (TE)
- Edgar Bennett, 1993-95 (RB)
- Robert Brooks, 1994-95, 1997
- Bill Schroeder, 1999-2001
- Jermichael Finley, 2009, 2011-12 (TE)



Freeman

Most Receptions, Season

- 112 Sterling Sharpe, 1993 (16 games)
- 108 Sterling Sharpe, 1992 (16 games)
- 102 Robert Brooks, 1995 (16 games)
- 98 Jordy Nelson, 2014 (16 games)
- 97 Jordy Nelson, 2016 (16 games)
- 94 Sterling Sharpe, 1994 (16 games)
- 92 Donald Driver, 2006 (16 games)
- 91 Randall Cobb, 2014 (16 games)
- 90 Sterling Sharpe, 1989 (16 games)
- 89 Javon Walker, 2004 (16 games)
- 86 Donald Driver, 2005 (16 games)
- 85 Jordy Nelson, 2013 (16 games)

Most Receptions, Rookie, Season

- 55 Sterling Sharpe, 1988
- 53 Billy Howton, 1952
- 48 Gerry Ellis, 1980 (RB)
- 47 James Jones, 2007
- 46 James Lofton, 1978

* — holds or shares NFL record

**JOHNNY BLOOD**

Johnny Blood might still be the most colorful player in the history of the National Football League. That might sound like hyperbole, but how many other players have been the inspiration for a Hollywood movie 70 years after retiring? And *Leatherheads*, released in 2008 and starring George Clooney, might not have done justice to Blood's eccentricities. Born John Victor McNally, he adopted the name Johnny Blood and used it exclusively throughout his 15-year, Hall of Fame playing career, including seven seasons with the Packers.

Most Receptions, Game

- 14 Don Hutson, at NYG, Nov. 22, 1942 (134 yds.)
- 13 Don Hutson, vs. CleR, Oct. 18, 1942 (209 yds.)
Davante Adams, vs. ChiB, Oct. 20, 2016 (132 yds.)
- 12 Ken Payne, at Den., Sept. 29, 1975 (167 yds.)
Vince Workman, vs. Min., Sept. 6, 1992 (50 yds.) (RB)
Davante Adams, at Atl., Oct. 30, 2016 (74 yds.)
Jordy Nelson, at TenT, Nov. 13, 2016 (126 yds.)
- 11 Don Hutson, vs. Card-Pitt, Oct. 8, 1944 (207 yds.)
Bob Mann, at LARm, Dec. 16, 1951 (123 yds.)
Billy Howton, at BalC, Oct. 24, 1954 (147 yds.)
Eddie Lee Ivery, at TB, Oct. 12, 1980 (128 yds.) (RB)
Gerry Ellis, at TB, Nov. 22, 1981 (76 yds.) (FB)
James Lofton, at Den., Oct. 15, 1984 (206 yds.)
Sterling Sharpe, at NYG, Nov. 8, 1992 (160 yds.)
Robert Brooks, vs. Pit., Dec. 24, 1995 (137 yds.)
Don Beebe, vs. SF, Oct. 14, 1996 (220 yds.)
Donald Driver, vs. Det., Nov. 10, 2002 (130 yds.)
Javon Walker, at Ind., Sept. 26, 2004 (200 yds.)
Javon Walker, vs. Jax, Dec. 19, 2004 (152 yds.)
Donald Driver, at Min., Dec. 24, 2004 (162 yds.)
James Jones, vs. Was., Sept. 15, 2013 (178 yds.)
Randall Cobb, at TB, Dec. 21, 2014 (131 yds.)
Randall Cobb, vs. ChiB, Oct. 20, 2016 (95 yds.)
- 10 Don Hutson, at ChiB, Nov. 15, 1942 (117 yds.)
Max McGee, at Min., Oct. 14, 1962 (159 yds.)
James Lofton, vs. Det., Oct. 6, 1985 (151 yds.)
Sterling Sharpe, vs. Min., Nov. 26, 1989 (157 yds.)
Sterling Sharpe, at PhOC, Nov. 18, 1990 (157 yds.)
Sterling Sharpe, vs. Den., Oct. 10, 1993 (70 yds.)
Sterling Sharpe, at TB, Oct. 24, 1993 (147 yds.)
Sterling Sharpe, at ChiB, Dec. 5, 1993 (114 yds.)
Edgar Bennett, vs. Mia., Sept. 11, 1994 (78 yds.) (RB)
Sterling Sharpe, at Det., Dec. 4, 1994 (115 yds.)
Robert Brooks, at DalC, Oct. 8, 1995 (124 yds.)
Antonio Freeman, vs. ChiB, Dec. 1, 1996 (156 yds.)
Antonio Freeman, at Car., Dec. 14, 1997 (166 yds.)
Dorsey Levens, vs. Det., Nov. 21, 1999 (99 yds.) (RB)
Donald Driver, vs. TenT, Oct. 11, 2004 (150 yds.)
Donald Driver, at HouT, Nov. 21, 2004 (148 yds.)
Donald Driver, at Atl., Nov. 13, 2005 (114 yds.)
Donald Driver, at Mia., Oct. 22, 2006 (93 yds.)
Donald Driver, at Det., Nov. 22, 2007 (147 yds.)
Jordy Nelson, at ChiB, Dec. 29, 2013 (161 yds.)
Jordy Nelson, at ChiB, Sept. 28, 2014 (108 yds.)
Randall Cobb, vs. Phi., Nov. 16, 2014 (129 yds.)
Davante Adams, vs. Det., Nov. 15, 2015 (79 yds.)
Ty Montgomery, vs. DalC, Oct. 16, 2016 (98 yds.) (RB)
Ty Montgomery, vs. ChiB, Oct. 20, 2016 (66 yds.) (RB)

Most Consecutive Games, Reception

- 133 Donald Driver, Game 16, 2001 - Game 1, 2003; Game 3, 2003 - Game 15, 2007; Game 1, 2008 - Game 6, 2010
- 103 Sterling Sharpe, Game 10, 1988 - Game 16, 1994
- 60 Edgar Bennett, Game 1, 1993 - Game 12, 1996 (RB)
- 58 James Lofton, Game 8, 1979 - Game 8, 1983
- 56 Randall Cobb, Games 13-15, 2011; Games 1-15, 2012;
Games 1-5, 2013; Game 16, 2013 - Game 16, 2015
- 52 Jordy Nelson, Games 10-12, 2012; Game 16, 2012 - Game 16, 2014; Games 1-16, 2016

RECEIVING YARDS

Most Seasons Leading League

- *7 Don Hutson, 1936, 1938-39, 1941-44
- 2 Billy Howton, 1952, 1956
- 1 Sterling Sharpe, 1992
Antonio Freeman, 1998

Most Consecutive Seasons Leading League

- *4 Don Hutson, 1941-44

Most Seasons Leading Team

- 11 Don Hutson, 1935-45
- 9 James Lofton, 1978-86
- 7 Sterling Sharpe, 1988-94
- 6 Billy Howton, 1952-57
Carroll Dale, 1966, 1968-72

Most Consecutive Seasons Leading Team

- 11 Don Hutson, 1935-45
- 9 James Lofton, 1978-86
- 7 Sterling Sharpe, 1988-94
- 6 Billy Howton, 1952-57
- 5 Max McGee, 1958-62
Carroll Dale, 1968-72



Howton



Dale

Most Yards Receiving, Career

- 10,137 Donald Driver, 1999-2012 (14 seasons)
- 9,656 James Lofton, 1978-86 (9 seasons)
- 8,134 Sterling Sharpe, 1988-94 (7 seasons)
- 7,991 Don Hutson, 1935-45 (11 seasons)
- 7,366 Jordy Nelson, 2008-14, 2016 (8 seasons)

Most Seasons, 1,000 or More Yards Receiving

- 7 Donald Driver, 2002, 2004-09
- 5 James Lofton, 1980-81, 1983-85
Sterling Sharpe, 1989-90, 1992-94
- 4 Jordy Nelson, 2011, 2013-14, 2016
- 3 Antonio Freeman, 1997-99
Greg Jennings, 2008-10
- 2 Billy Howton, 1952, 1956
Robert Brooks, 1995, 1997
- 1 Don Hutson, 1942
Bill Schroeder, 1999
Javon Walker, 2004
Randall Cobb, 2014

Most Yards Receiving, Season

- 1,519 Jordy Nelson, 2014 (16 games)
- 1,497 Robert Brooks, 1995 (16 games)
- 1,461 Sterling Sharpe, 1992 (16 games)
- 1,424 Antonio Freeman, 1998 (15 games)
- 1,423 Sterling Sharpe, 1989 (16 games)
- 1,382 Javon Walker, 2004 (16 games)
- 1,361 James Lofton, 1984 (16 games)
- 1,314 Jordy Nelson, 2013 (16 games)
- 1,300 James Lofton, 1983 (16 games)
- 1,295 Donald Driver, 2006 (16 games)
- 1,294 James Lofton, 1981 (16 games)
- 1,292 Greg Jennings, 2008 (16 games)
- 1,287 Randall Cobb, 2014 (16 games)



Brooks

Most Yards Receiving, Rookie, Season

- 1,231 Billy Howton, 1952 (12 games)
- 818 James Lofton, 1978 (16 games)
- 791 Sterling Sharpe, 1988 (16 games)
- 676 James Jones, 2007 (16 games)
- 632 Greg Jennings, 2006 (14 games)

Most Yards Receiving, Game

- 257 Billy Howton, vs. LARm, Oct. 21, 1956 (7 rec.)
- 237 Don Hutson, at Bkn., Nov. 21, 1943 (8 rec.)
- 220 Don Beebe, vs. SF, Oct. 14, 1996 (11 rec.)
- 209 Don Hutson, vs. CleR, Oct. 18, 1942 (13 rec.)
Jordy Nelson, vs. NYJ, Sept. 14, 2014 (9 rec.)
- 207 Don Hutson, vs. Chic, Nov. 1, 1942 (5 rec.)
Don Hutson, vs. Card-Pitt, Oct. 8, 1944 (11 rec.)
- 206 James Lofton, at Den., Oct. 15, 1984 (11 rec.)
- 205 Carroll Dale, vs. Det., Sept. 29, 1968 (6 rec.)
- 200 Billy Howton, at LARm, Dec. 7, 1952 (6 rec.)
Javon Walker, at Ind., Sept. 26, 2004 (11 rec.)

Most Games, 200 or More Yards Receiving, Career

- 4 Don Hutson, 1935-45
- 2 Billy Howton, 1952-58
- 1 Carroll Dale, 1965-72
James Lofton, 1978-86
Don Beebe, 1996-97
Javon Walker, 2002-05
Jordy Nelson, 2008-14, 2016

Most Games, 200 or More Yards Receiving, Season

- 2 Don Hutson, 1942

Most Games, 100 or More Yards Receiving, Career

- 32 James Lofton, 1978-86
- 29 Sterling Sharpe, 1988-94
- 25 Jordy Nelson, 2008-14, 2016
- 24 Don Hutson, 1935-45
- 23 Greg Jennings, 2006-12

Most Games, 100 or More Yards Receiving, Season

- 9 Robert Brooks, 1995
- 7 Sterling Sharpe, 1992
Jordy Nelson, 2014
- 6 Don Hutson, 1942
Billy Howton, 1952
James Lofton, 1984
Sterling Sharpe, 1989
Antonio Freeman, 1998
- 5 James Lofton, 1980
James Lofton, 1983
Sterling Sharpe, 1993
Sterling Sharpe, 1994
Bill Schroeder, 2001
Javon Walker, 2004
Donald Driver, 2005
Greg Jennings, 2008
Greg Jennings, 2009
Greg Jennings, 2010
Jordy Nelson, 2011
Jordy Nelson, 2014
Randall Cobb, 2013
Jordy Nelson, 2016

* — holds or shares NFL record

Most Consecutive Games, 100 or More Yards Receiving

- 4 Don Hutson, 1945
James Lofton, 1982-83
- 3 Billy Howton, 1952
James Lofton, 1984
Robert Brooks, 1995
Robert Brooks, 1995
Antonio Freeman, 1998
Greg Jennings, 2008
Greg Jennings, 2010



Odom

Longest Pass Reception (All TDs)

- *99 R.Brooks (from B.Favre, at ChiB, Sept. 11, 1995)
- 96 Billy Grimes (from T.Rote, at SF, Dec. 10, 1950) (RB)
- 95 Steve Odom (from L.Dickey, at Min., Oct. 2, 1977)
- 93 Jordy Nelson (from A. Rodgers, vs. StLR, Oct. 16, 2011)
- 92 Don Hutson (from A.Herber, vs. ChiC, Oct. 8, 1939)
- 91 Boyd Dowler (from B.Starr, at LARm, Dec. 17, 1960)

AVERAGE GAIN, RECEIVING**Highest Average Gain, Career (150 receptions)**

- 19.72 Carroll Dale (275 rec., 5,422 yds.)
- 18.42 Billy Howton (303 rec., 5,581 yds.)
- 18.39 Max McGee (345 rec., 6,346 yds.)
- 18.22 James Lofton (530 rec., 9,656 yds.)
- 16.38 Don Hutson (488 rec., 7,991 yds.)

Highest Average Gain, Season (24 receptions)

- 24.88 Don Hutson, 1939 (34 rec., 846 yds.)
- 23.68 Carroll Dale, 1966 (37 rec., 876 yds.)
- 23.23 Billy Howton, 1952 (53 rec., 1,231 yds.)
- 23.17 Max McGee, 1959 (30 rec., 695 yds.)
- 22.41 James Lofton, 1983 (58 rec., 1,300 yds.)

Highest Average Gain, Game (3 receptions)

- 49.67 Don Hutson, at Bkn., Nov. 19, 1939 (3-149)
- 48.67 James Lofton, at Atl., Dec. 26, 1982 (3-146)
- 47.33 Carroll Dale, vs. SF, Dec. 4, 1966 (3-142)
- 46.50 Carroll Dale, vs. Atl., Sept. 27, 1970 (4-186)
- 43.50 Andy Uram, vs. ChiC, Nov. 1, 1942 (4-174) (B)

TOUCHDOWN RECEPTIONS**Most Seasons Leading League**

- *9 Don Hutson, 1935-38, 1940-44
- 3 Johnny (Blood) McNally, 1930-31, 1933 (B)
- 2 Sterling Sharpe, 1992, 1994
- 1 Billy Howton, 1956
James Jones, 2012
Jordy Nelson, 2016

Most Consecutive Seasons Leading League

- *5 Don Hutson, 1940-44
- 4 Don Hutson, 1935-38
- 2 Johnny (Blood) McNally, 1930-31 (B)

Most Seasons Leading Team

- 11 Don Hutson, 1935-45
- 7 Max McGee, 1954, 1958-61, 1963-64
- 6 James Lofton, 1978-82, 1986
Sterling Sharpe, 1989-94
- 5 Carroll Dale, 1966-69, 1971



Lofton

Most Consecutive Seasons Leading Team

- 11 Don Hutson, 1935-45
- 6 Sterling Sharpe, 1989-94
- 5 James Lofton, 1978-82
- 4 Johnny (Blood) McNally, 1930-33 (B)
Max McGee, 1958-61
Carroll Dale, 1966-69
Antonio Freeman, 1997-2000

Most Touchdown Receptions, Career

- 99 Don Hutson, 1935-45 (11 seasons)
- 65 Sterling Sharpe, 1988-94 (7 seasons)
- 63 Jordy Nelson, 2008-14, 2016 (8 seasons)
- 61 Donald Driver, 1999-2012 (14 seasons)
- 57 Antonio Freeman, 1995-2001, 2003 (8 seasons)

Most Touchdown Receptions, Season

- 18 Sterling Sharpe, 1994 (16 games)
- 17 Don Hutson, 1942 (11 games)
- 15 Jordy Nelson, 2011 (16 games)
- 14 Antonio Freeman, 1998 (15 games)
James Jones, 2012 (16 games)
Jordy Nelson, 2016 (16 games)

Most Touchdown Receptions, Rookie, Season

- | | |
|-----------------------|----------------------|
| 13 Billy Howton, 1952 | 5 Carl Elliott, 1951 |
| 9 Max McGee, 1954 | Ray Pelfrey, 1951 |
| 6 Don Hutson, 1935 | 4 Boyd Dowler, 1959 |
| James Lofton, 1978 | Ed West, 1984 (TE) |

Most Touchdown Receptions, Game

- 4 Don Hutson, vs. Det., Oct. 7, 1945
Sterling Sharpe, at TB, Oct. 24, 1993
Sterling Sharpe, at DalC, Nov. 24, 1994
- 3 Johnny (Blood) McNally, at Prov., Nov. 26, 1931 (B)
Don Hutson, at CleR, Oct. 17, 1937
Don Hutson, vs. CleR, Sept. 11, 1938
Don Hutson, at CleR, Oct. 30, 1938
Don Hutson, at Was., Nov. 30, 1941
Don Hutson, vs. ChiC, Nov. 1, 1942
Andy Uram, vs. ChiC, Nov. 1, 1942 (B)
Don Hutson, at CleR, Nov. 8, 1942
Bob Mann, vs. Phi., Oct. 14, 1951
Billy Howton, at Det., Nov. 27, 1952
Max McGee, at Phi., Oct. 30, 1954
Max McGee, at LARm, Dec. 7, 1963
James Lofton, vs. NO, Sept. 10, 1978
James Lofton, vs. Pit., Sept. 11, 1983
Sterling Sharpe, at TB, Dec. 24, 1994
Keith Jackson, at TB, Sept. 1, 1996 (TE)
Antonio Freeman, vs. Den., Dec. 8, 1996
Derrick Mayes, at Car., Sept. 27, 1998
Antonio Freeman, vs. TenO, Dec. 20, 1998
Javon Walker, at Ind., Sept. 26, 2004
Greg Jennings, at Min., Nov. 21, 2010
Jermichael Finley, at ChiB, Sept. 25, 2011 (TE)
Jordy Nelson, vs. Det., Jan. 1, 2012
Jordy Nelson, at HouT, Oct. 14, 2012
James Jones, at ChiB, Dec. 16, 2012
Randall Cobb, vs. KC, Sept. 28, 2015



Sharpe

Most Consecutive Games, Touchdown Reception

- 7 Don Hutson 1941-42
Don Hutson, 1943-44
- 6 Billy Howton, 1956
Sterling Sharpe, 1994
Randall Cobb, 2014
- 5 Don Hutson, 1942
Billy Howton, 1952
Antonio Freeman, 1998-99
Greg Jennings, 2007
- 4 Don Hutson, 1936
Steve Odom, 1975
James Lofton, 1982-83
James Lofton, 1984
Bill Schroeder, 2001
Donald Driver, 2002
Ahman Green, 2003 (RB)
Randall Cobb, 2012
Jordy Nelson, 2014
Jordy Nelson, 2016



Hutson

YARDS FROM SCRIMMAGE**Rushing and Receiving****Most Yards From Scrimmage, Career**

- 11,048 Ahman Green (8,322 rush, 2,726 rec.)
- 10,354 Donald Driver (217 rush, 10,137 rec.)
- 9,901 James Lofton (245 rush, 9,656 rec.)
- 9,712 Jim Taylor (8,207 rush, 1,505 rec.)
- 8,275 Don Hutson (284 rush, 7,991 rec.)

* — holds or shares NFL record

Most Yards From Scrimmage, Season

| | |
|-------|--|
| 2,250 | Ahman Green, 2003 (1,883 rush, 367 rec.) |
| 1,981 | Ahman Green, 2001 (1,387 rush, 594 rec.) |
| 1,805 | Dorsey Levens, 1997 (1,435 rush, 370 rec.) |
| 1,734 | Ahman Green, 2000 (1,175 rush, 559 rec.) |
| 1,715 | Edgar Bennett, 1995 (1,067 rush, 648 rec.) |

Most Yards From Scrimmage, Game

| | |
|-----|---------------------------------------|
| 257 | Billy Howton, vs. LARm, Oct. 21, 1956 |
| 237 | Don Hutson, at Bkn., Nov. 21, 1943 |
| 227 | Ahman Green, vs. Den., Dec. 28, 2003 |
| 224 | Ahman Green, vs. Phi., Nov. 10, 2003 |
| 221 | Jim Taylor, at LARm, Dec. 13, 1964 |

INTERCEPTIONS BY*(Further defensive records on page 349)***Most Seasons Leading League, Interceptions**

| | |
|---|-----------------------------|
| 2 | Charles Woodson, 2009, 2011 |
| 1 | Don Hutson, 1940 |
| | Willie Wood, 1962 |
| | Darren Sharper, 2000 |

Most Seasons Leading Team, Interceptions

| | |
|---|---|
| 7 | Bobby Dillon, 1952-58 |
| 5 | Willie Wood, 1961-63, 1965, 1970 |
| | LeRoy Butler, 1990-91, 1993, 1995, 1997 |
| | Darren Sharper, 2000-04 |
| 4 | Herb Adderley, 1963-65, 1969 |
| | Charles Woodson, 2006, 2008-09, 2011 |
| 3 | Don Hutson, 1940, 1942, 1945 |
| | John Symank, 1957, 1959, 1961 |
| | Ken Ellis, 1971-73 |
| | Mark Murphy, 1988, 1990-91 |

Most Consecutive Seasons Leading Team

| | |
|---|-------------------------|
| 7 | Bobby Dillon, 1952-58 |
| 5 | Darren Sharper, 2000-04 |
| 3 | Willie Wood, 1961-63 |
| | Herb Adderley, 1963-65 |
| | Ken Ellis, 1971-73 |

Most Interceptions By, Career

| | |
|----|--------------------------------------|
| 52 | Bobby Dillon, 1952-59 (8 seasons) |
| 48 | Willie Wood, 1960-71 (12 seasons) |
| 39 | Herb Adderley, 1961-69 (9 seasons) |
| 38 | LeRoy Butler, 1990-2001 (12 seasons) |
| | Charles Woodson, 2006-12 (7 seasons) |

Most Interceptions By, Season

| | |
|----|----------------------------------|
| 10 | Irv Comp, 1943 (10 games) |
| 9 | Bob Forte, 1947 (12 games) |
| | Bobby Dillon, 1953 (12 games) |
| | Bobby Dillon, 1955 (12 games) |
| | Bobby Dillon, 1957 (12 games) |
| | John Symank, 1957 (12 games) |
| | Willie Wood, 1962 (14 games) |
| | Willie Buchanon, 1978 (16 games) |
| | Tom Flynn, 1984 (16 games) |
| | Mark Lee, 1986 (16 games) |
| | Darren Sharper, 2000 (16 games) |
| | Charles Woodson, 2009 (16 games) |

*Comp***Most Interceptions By, Rookie, Season**

| | | | |
|----|-------------------|---|---------------------|
| 10 | Irv Comp, 1943 | 7 | Rebel Steiner, 1950 |
| 9 | John Symank, 1957 | 6 | Mike McKenzie, 1999 |
| | Tom Flynn, 1984 | | Casey Hayward, 2012 |

Most Interceptions By, Game

| | |
|----|--|
| *4 | Bobby Dillon, at Det., Nov. 26, 1953 |
| | Willie Buchanon, at SD, Sept. 24, 1978 |
| 3 | Several times (last: Tom Flynn, vs. Det., Oct. 28, 1984) |

Most Consecutive Games, Interception

| | |
|---|--|
| 5 | Irv Comp, 1943 |
| 4 | Several times (last: Nick Collins, 2009) |

YARDS GAINED**Most Seasons Leading League**

| | |
|----|---------------------------|
| *2 | Herb Adderley, 1965, 1969 |
| 1 | Charley Brock, 1945 |
| | Bobby Dillon, 1956 |
| | Darren Sharper, 2002 |
| | Nick Collins, 2008 |

Most Yards Gained, Career

| | | | |
|-----|------------------------|-----|---------------------------|
| 976 | Bobby Dillon, 1952-59 | 677 | Darren Sharper, 1990-2001 |
| 795 | Herb Adderley, 1961-69 | 568 | Charles Woodson, 2006-12 |
| 699 | Willie Wood, 1960-71 | | |

Most Yards Gained, Season

| | |
|-----|----------------------|
| 295 | Nick Collins, 2008 |
| 244 | Bobby Dillon, 1956 |
| 233 | Darren Sharper, 2002 |
| 217 | Maurice Harvey, 1981 |
| 198 | John Symank, 1957 |

Most Yards Gained, Rookie, Season

| | | | |
|-----|---------------------|-----|------------------------|
| 198 | John Symank, 1957 | 114 | Marques Anderson, 2002 |
| 190 | Rebel Steiner, 1950 | 111 | Tim Lewis, 1983 |
| 149 | Irv Comp, 1943 | | |

Most Yards Gained, Game

| | |
|-----|---------------------------------------|
| 116 | Charlie Peprah, at SD, Nov. 6, 2011 |
| 99 | Maurice Harvey, at NO, Dec. 13, 1981 |
| | Tim Lewis, vs. LARm, Nov. 18, 1984 |
| | Aaron Rouse, vs. Ind., Oct. 19, 2008 |
| 98 | Mike McKenzie, vs. ChiB, Dec. 7, 2003 |

Longest Interception Return (All TDs)

| | |
|----|---------------------------------------|
| 99 | Tim Lewis, vs. LARm, Nov. 18, 1984 |
| | Aaron Rouse, vs. Ind., Oct. 19, 2008 |
| 95 | Nick Barnett, vs. NO, Oct. 9, 2005 |
| 94 | Rebel Steiner, vs. ChiB, Oct. 1, 1950 |
| 91 | Hal Van Every, at Pit., Nov. 23, 1941 |

Most Touchdowns on Interceptions, Career

| | |
|---|--|
| 9 | Charles Woodson, 2006-12 |
| 7 | Herb Adderley, 1961-69 |
| 5 | Bobby Dillon, 1952-59 |
| | Darren Sharper, 1997-2004 |
| 4 | Johnny (Blood) McNally, 1929-33, 1935-36 |
| | Nick Collins, 2005-10 |

Most Touchdowns on Interceptions, Season

| | |
|---|----------------------------|
| 3 | Herb Adderley, 1965 |
| | Nick Collins, 2008 |
| | Charles Woodson, 2009 |
| 2 | Don Perkins, 1944 |
| | Charley Brock, 1945 |
| | Bob Jeter, 1966 |
| | Darren Sharper, 1997, 2004 |
| | Marques Anderson, 2002 |
| | Charles Woodson, 2008 |
| | Julius Peppers, 2014 |

Most Touchdowns on Interceptions, Rookie, Season

| | |
|---|------------------------|
| 2 | Darren Sharper, 1997 |
| | Marques Anderson, 2002 |

Most Touchdowns on Interceptions, Game

| | |
|---|---|
| 1 | Several times (last: Damarious Randall, at Oak., Dec. 20, 2015) |
|---|---|

PUNTING**Most Seasons Leading League, Punts**

| | |
|---|----------------------|
| 2 | Jack Jacobs, 1948-49 |
| 1 | Roy McKay, 1946 |
| | Max McGee, 1959 |

Most Punts, Career

| | |
|-----|---|
| 495 | David Beverly, 1975-80 (37.9 gross avg.) |
| 390 | Tim Masthay, 2010-15 (44.2 gross avg.) |
| 368 | Don Bracken, 1985-90 (39.7 gross avg.) |
| 315 | Donny Anderson, 1966-71 (39.6 gross avg.) |
| 308 | Josh Bidwell, 2000-03 (41.1 gross avg.) |

Most Punts, Season

| | |
|-----|--|
| 106 | David Beverly, 1978 (35.5 gross avg.) |
| 86 | David Beverly, 1980 (38.2 gross avg.) |
| | Paul McJulien, 1991 (40.4 gross avg.) |
| 85 | David Beverly, 1977 (39.9 gross avg.) |
| | Bucky Scribner, 1984 (42.3 gross avg.) |
| | Don Bracken, 1988 (38.7 gross avg.) |

Most Punts, Game

| | |
|----|---|
| 11 | Clarke Hinkle, at ChiB, Dec. 10, 1933 (407 yds.) |
| | Jug Girard, at ChiB, Oct. 15, 1950 (418 yds.) |
| | Jug Girard, at LARm, Dec. 3, 1950 (402 yds.) |
| 10 | Roy McKay, at Phi., Oct. 13, 1946 (421 yds.) |
| | Jack Jacobs, at ChiB, Nov. 14, 1948 (392 yds.) |
| | Max McGee, at NYG, Nov. 1, 1959 (437 yds.) |
| | Don Chandler, vs. DalC, Oct. 24, 1965 (400 yds.) |
| | David Beverly, at Cin., Sept. 26, 1976 (366 yds.) |
| | David Beverly, vs. Min., Nov. 26, 1978 (305 yds.) |
| | David Beverly, at ChiB, Dec. 10, 1978 (307 yds.) |
| | Don Bracken, vs. LARd, Sept. 13, 1987 (489 yds.) |
| | Craig Hentrich, at Min., Oct. 20, 1994 (460 yds.) |
| | Jon Ryan, vs. NE, Nov. 19, 2006 (459 yds.) |

* — holds or shares NFL record

Longest Punt

- 90 Don Chandler, vs. SF, Oct. 10, 1965
 78 Jack Jacobs, vs. ChiC, Oct. 10, 1948
 75 Boyd Dowler, at Min., Oct. 22, 1961
 Boyd Dowler, vs. SF, Oct. 21, 1962
 74 Arnie Herber, vs. Det., Oct. 22, 1939
 Jack Jacobs, vs. LARm, Oct. 5, 1947
 73 Roy McKay, vs. ChiC, Oct. 28, 1945
 Dick Deschaine, at SF, Dec. 4, 1955
 72 Lou Brock, vs. ChiB, Sept. 26, 1943
 Jug Girard, at Det., Dec. 11, 1949
 Ray Stachowicz, at LARm, Sept. 20, 1981
 Sean Landeta, at Cin., Sept. 20, 1998
 Jon Ryan, vs. Det., Dec. 30, 2007
 71 Roy McKay, vs. BosY, Oct. 21, 1945
 Dick Deschaine, vs. ChiB, Sept. 29, 1957
 Tim Masthay, at KC, Dec. 18, 2011

AVERAGE YARDAGE, PUNTING**Most Seasons Leading League, Gross Average**
(No Packers punter has ever led the league)**Highest Gross Average, Punting, Career (150 punts)**

- 44.2 Tim Masthay, 2010-15 (390 punts)
 42.8 Craig Henrich, 1994-97 (289 punts)
 42.6 Dick Deschaine, 1955-57 (181 punts)
 42.0 Bucky Scribner, 1983-84 (154 punts)
 41.6 Max McGee, 1954, 1957-67 (256 punts)

Highest Gross Average, Punting, Season (35 punts)

- 45.6 Tim Masthay, 2011 (55 punts)
 45.0 Craig Henrich, 1997 (75 punts)
 44.7 Jerry Norton, 1963 (51 punts)
 44.6 Tim Masthay, 2013 (64 punts)
 44.5 Jon Ryan, 2006 (84 punts)

Highest Gross Average, Punting, Game (4 punts)

- 61.6 Roy McKay, vs. ChiC, Oct. 28, 1945 (5-308)
 55.2 Tim Masthay, at Car., Oct. 19, 2014 (5-276)
 54.8 Craig Henrich, vs. NYJ, Nov. 13, 1994 (6-329)
 Tim Masthay, at BalR, Oct. 13, 2013 (6-329)
 54.3 Jug Girard, vs. Phi, Oct. 14, 1951 (4-217)

PUNTS HAD BLOCKED**Most Consecutive Punts, None Blocked**

- 308 Josh Bidwell, 2000-03
 274 David Beverly, 1977-80
 254 Donny Anderson, 1967-71
 200 Craig Henrich, 1995-97
 155 Tim Masthay, 2010-12

Most Punts Had Blocked, Career

- 5 Jug Girard, 1948-51
 Don Bracken, 1985-90
 3 Lou Brock, 1940-45
 Steve Broussard, 1975
 Bill Renner, 1986-87
 Tim Masthay, 2010-15

Most Punts Had Blocked, Season

- 3 Jug Girard, 1949
 Steve Broussard, 1975
 2 Lou Brock, 1942
 Jug Girard, 1950
 Dick Deschaine, 1957
 Ron Widby, 1972
 Ray Stachowicz, 1981
 Don Bracken, 1986
 Craig Henrich, 1995
 Jon Ryan, 2007
 Tim Masthay, 2014



Girard

PUNT RETURNS**Most Seasons Leading League, Punt Returns**

- 1 Desmond Howard, 1996

Most Punt Returns, Career

- 187 Willie Wood, 1960-71 (1,391 yds.)
 110 Antonio Chatman, 2003-05 (903 yds.)
 100 Al Carmichael, 1953-58 (753 yds.)
 Phillip Epps, 1982-88 (819 yds.)
 87 Walter Stanley, 1985-88 (720 yds.)

Most Punt Returns, Season

- 58 Desmond Howard, 1996 (875 yds.)
 45 Antonio Chatman, 2005 (381 yds.)
 44 Roell Preston, 1998 (398 yds.)
 41 Charles Woodson, 2006 (363 yds.)
 Tramon Williams, 2010 (326 yds.)

Most Punt Returns, Rookie, Season

- 37 Antonio Freeman, 1995 (292 yds.)
 30 Jeff Query, 1989 (247 yds.)
 26 Randall Cobb, 2011 (295 yds.)

Most Punt Returns, Game

- 8 Phillip Epps, vs. Min., Nov. 21, 1982 (49 yds.)
 7 Johnnie Gray, vs. Min., Nov. 21, 1976 (30 yds.)
 Robert Brooks, at NE, Oct. 2, 1994 (34 yds.)
 Desmond Howard, vs. SD, Sept. 15, 1996 (118 yds.)
 Darrien Gordon, vs. Car., Sept. 29, 2002 (43 yds.)
 Charles Woodson, vs. Min., Dec. 21, 2006 (48 yds.)
 6 10 times
 (last: C.Woodson, at Min., Nov. 12, 2006; 43 yds.)



Howard

FAIR CATCHES**Most Fair Catches, Career**

- 102 Willie Wood, 1960-71
 63 Antonio Chatman, 2003-05
 57 Randall Cobb, 2011-15
 41 Elijah Pitts, 1961-69, 1971
 40 Micah Hyde, 2013-16

Most Fair Catches, Season

- 27 Antonio Chatman, 2004
 24 Allen Rossum, 2000
 21 Randall Cobb, 2012
 20 Jon Stagers, 1972
 19 Tramon Williams, 2010

Most Fair Catches, Game

- 5 Willie Wood, vs. ChiB, Nov. 15, 1970
 Tramon Williams, at Det., Dec. 12, 2010
 Micah Hyde, at Det., Dec. 3, 2015
 4 Willie Wood, vs. NO, Nov. 17, 1968
 Jon Stagers, at Was., Nov. 26, 1972
 Phillip Epps, at DalC, Sept. 23, 1984
 Terrell Buckley, at TB, Oct. 24, 1993
 Terrell Buckley, at TB, Dec. 24, 1994
 Roell Preston, at Car., Sept. 27, 1998
 Roell Preston, at TB, Dec. 7, 1998
 Antonio Chatman, vs. Det., Sept. 14, 2003
 Antonio Chatman, at Det., Oct. 17, 2004
 Antonio Chatman, vs. DalC, Oct. 24, 2004
 Antonio Chatman, at Det., Sept. 11, 2005
 Tramon Williams, vs. DalC, Nov. 15, 2009
 Tramon Williams, at Phi., Sept. 12, 2010
 Micah Hyde, vs. Sea., Sept. 20, 2015
 Micah Hyde, at Min., Sept. 18, 2016
 Trevor Davis, vs. ChiB, Oct. 20, 2016



Wood

YARDS GAINED, PUNT RETURNS**Most Seasons Leading League**

- 1 Billy Grimes, 1950
 Veryl Switzer, 1954
 Desmond Howard, 1996

Most Punt Return Yards, Career

- 1,391 Willie Wood, 1960-71 (187 returns)
 968 Desmond Howard, 1996, 1999 (70 returns)
 903 Antonio Chatman, 2003-05 (110 returns)
 834 Billy Grimes, 1950-52 (63 returns)
 819 Phillip Epps, 1982-88 (100 returns)

Most Punt Return Yards, Season

- *875 Desmond Howard, 1996 (58 returns)
 555 Billy Grimes, 1950 (29 returns)
 398 Roell Preston, 1998 (44 returns)
 Will Blackmon, 2008 (36 returns)
 381 Antonio Chatman, 2005 (45 returns)

Most Punt Return Yards, Rookie, Season

- 306 Veryl Switzer, 1954 (24 returns)
 296 Micah Hyde, 2013 (24 returns)
 295 Randall Cobb, 2011 (26 returns)

Most Punt Return Yards, Game

- 167 Desmond Howard, at Det., Dec. 15, 1996 (5 returns)
 129 Phillip Epps, vs. TB, Oct. 2, 1983 (5 returns)
 122 Robert Brooks, vs. LARm, Oct. 9, 1994 (4 returns)
 118 Desmond Howard, vs. SD, Sept. 15, 1996 (7 returns)
 113 Walter Stanley, at Det., Nov. 27, 1986 (2 returns)

* — holds or shares NFL record

Longest Punt Return (All TDs)

- 95 Steve Odom, vs. ChiB, Nov. 10, 1974
 94 Mark Lee, vs. NYG, Nov. 8, 1981
 Tramon Williams, vs. Car., Nov. 18, 2007
 93 Veryl Switzer, at ChiB, Nov. 7, 1954
 Micah Hyde, at Min., Oct. 27, 2013

AVERAGE YARDAGE, PUNT RETURNS**Most Seasons Leading League**

- 1 Veryl Switzer, 1954
 Willie Wood, 1961
 Ken Ellis, 1972
 Desmond Howard, 1996

Highest Punt Return Average, Career (50 returns)

- 13.83 Desmond Howard, 1996, 1999 (70 ret., 968 yds.)
 13.24 Billy Grimes, 1950-52 (63 ret., 834 yds.)
 9.71 Micah Hyde, 2013-16 (76 ret., 738 yds.)
 9.65 Tramon Williams, 2007-14 (60 ret., 579 yds.)
 9.38 Randall Cobb, 2011-15 (78 ret., 732 yds.)

Highest Average, Season (14 returns)

- 19.14 Billy Grimes, 1950 (29 ret., 555 yds.)
 16.07 Willie Wood, 1961 (14 ret., 225 yds.)
 15.78 Micah Hyde, 2014 (14 ret., 221 yds.)
 15.36 Ken Ellis, 1972 (14 ret., 215 yds.)
 15.09 Desmond Howard, 1996 (58 ret., 875 yds.)

Highest Average, Rookie, Season (14 returns)

- 12.79 Walter Stanley, 1985 (14 ret., 179 yds.)
 12.75 Veryl Switzer, 1954 (24 ret., 306 yds.)
 12.73 Steve Odom, 1974 (15 ret., 191 yds.)
 12.33 Micah Hyde, 2013 (24 ret., 296 yds.)
 11.56 Fred Provo, 1948 (18 ret., 208 yds.)

Highest Average, Game (3 returns)

- 37.00 Mark Lee, vs. NYG, Nov. 8, 1981 (3-111)
 36.67 Willie Wood, at ChiB, Dec. 5, 1964 (3-110)
 33.40 Desmond Howard, at Det., Dec. 15, 1996 (5-167)
 30.50 Robert Brooks, vs. LARm, Oct. 9, 1994 (4-122)
 30.00 Antonio Chatman, vs. ChiB, Dec. 25, 2005 (3-90)

TOUCHDOWNS, PUNT RETURNS**Most Seasons Leading League**

- 1 Billy Grimes, 1950
 Willie Wood, 1961
 Desmond Howard, 1996

Most Touchdowns, Career

- 3 Desmond Howard, 1996, 1999
 Will Blackmon, 2006-09
 Micah Hyde, 2013-16
 2 Billy Grimes, 1950-52
 Willie Wood, 1960-71
 Jon Stagers, 1972-74
 Randall Cobb, 2011-16

Most Touchdowns, Season

- 3 Desmond Howard, 1996
 2 Billy Grimes, 1950
 Willie Wood, 1961
 Will Blackmon, 2008
 Micah Hyde, 2014

Most Touchdowns, Game

- 1 Several times (last: Micah Hyde, vs. Det., Dec. 28, 2014)



Grimes

KICKOFF RETURNS**Most Seasons Leading League, Returns**

- 1 Al Carmichael, 1956
 Dave Hampton, 1971

Most Kickoff Returns, Career

- 179 Steve Odom, 1974-79 (4,124 yds.)
 153 Al Carmichael, 1953-58 (3,907 yds.)
 120 Herb Adderley, 1961-69 (3,080 yds.)
 77 Travis Williams, 1967-70 (2,058 yds.)
 75 Tony Canadeo, 1941-44, 1946-52 (1,736 yds.)

Most Kickoff Returns, Season

- 57 Roell Preston, 1998 (1,497 yds.)
 55 Will Blackmon, 2008 (1,157 yds.)
 50 Allen Rossum, 2000 (1,288 yds.)
 46 Dave Hampton, 1971 (1,314 yds.)
 42 Steve Odom, 1975 (1,034 yds.)

Most Kickoff Returns, Rookie, Season

- 35 Charles Wilson, 1990 (798 yards)
 Javon Walker, 2002 (769 yards)
 34 Randall Cobb, 2011 (941 yards)
 33 Vince Workman, 1989 (547 yards)

Most Kickoff Returns, Game

- 8 Harlan Huckleyby, vs. Was., Oct. 17, 1983 (208 yds.)
 Gary Ellerson, at SiLC, Sept. 29, 1985 (164 yds.)
 Roell Preston, vs. Min., Oct. 5, 1998 (256 yds.)
 Antonio Chatman, vs. TenT, Oct. 11, 2004 (163 yds.)
 Will Blackmon, at NO, Nov. 24, 2008 (159 yds.)
 7 Steve Odom, vs. Det., Sept. 29, 1974 (160 yds.)
 Roell Preston, at Ind., Nov. 16, 1997 (211 yds.)
 Vernand Morency, at Sea., Nov. 27, 2006 (152 yds.)
 Jordy Nelson, vs. Det., Oct. 3, 2010 (124 yds.)



Carmichael

KICKOFF RETURN YARDS**Most Seasons Leading League**

- 2 Al Carmichael, 1956-57
 1 Dave Hampton, 1971

Most Kickoff Return Yards, Career

- 4,124 Steve Odom, 1974-79 (179 ret.)
 3,907 Al Carmichael, 1953-58 (153 ret.)
 3,080 Herb Adderley, 1961-69 (120 ret.)
 2,084 Dave Hampton, 1969-71 (74 ret.)
 2,058 Travis Williams, 1967-70 (77 ret.)

Most Kickoff Return Yards, Season

- 1,497 Roell Preston, 1998 (57 ret.)
 1,314 Dave Hampton, 1971 (46 ret.)
 1,288 Allen Rossum, 2000 (50 ret.)
 1,157 Will Blackmon, 2008 (55 ret.)
 1,034 Steve Odom, 1975 (42 ret.)

Most Kickoff Return Yards, Rookie, Season

- 941 Randall Cobb, 2011 (34 ret.)
 798 Charles Wilson, 1990 (35 ret.)
 769 Javon Walker, 2002 (35 ret.)

Most Kickoff Returns, Game

- 256 Roell Preston, vs. Min., Oct. 5, 1998 (8 ret.)
 211 Roell Preston, at Ind., Nov. 16, 1997 (7 ret.)
 208 Harlan Huckleyby, vs. Was., Oct. 17, 1983 (8 ret.)
 194 Dave Hampton, vs. NYG, Sept. 19, 1971 (5 ret.)
 189 Al Carmichael, vs. ChiB, Oct. 7, 1956 (5 ret.)
 Dave Hampton, vs. NO, Nov. 28, 1971 (5 ret.)

Longest Kickoff Return (All TDs)

- 108 Randall Cobb, vs. NO, Sept. 8, 2011
 106 Al Carmichael, vs. ChiB, Oct. 7, 1956
 104 Travis Williams, at LARm, Dec. 9, 1967
 103 Herb Adderley, vs. BalC, Nov. 18, 1962
 101 Dave Hampton, vs. Min., Oct. 4, 1970
 Roell Preston, vs. Min., Oct. 5, 1998
 100 Al Carmichael, at CleB, Oct. 23, 1955
 Larry Krause, at Pit., Dec. 6, 1970
 Aundra Thompson, vs. NYJ, Nov. 4, 1979
 Roell Preston, vs. Det., Sept. 6, 1998

AVERAGE YARDAGE, KICKOFF RET.**Most Seasons Leading League**

- 1 Al Carmichael, 1955
 Tom Moore, 1960
 Travis Williams, 1967
 Steve Odom, 1978

Highest Average, Career (50 returns)

- 28.16 Dave Hampton, 1969-71 (74 ret., 2,084 yds.)
 26.73 Travis Williams, 1967-70 (77 ret., 2,058 yds.)
 26.69 Roell Preston, 1997-98 (64 ret., 1,708 yds.)
 26.51 Tom Moore, 1960-65 (71 ret., 1,882 yds.)
 25.88 Randall Cobb, 2011-16 (74 ret., 1,915 yds.)

Highest Average, Season (12 returns)

- *41.06 Travis Williams, 1967 (18 ret., 739 yds.)
 33.08 Tom Moore, 1960 (12 ret., 397 yds.)
 31.56 Najeh Davenport, 2003 (16 ret., 505 yds.)
 29.86 Al Carmichael, 1955 (14 ret., 418 yds.)
 29.85 Herb Adderley, 1963 (20 ret., 597 yds.)

* — holds or shares NFL record

Highest Average, Rookie, Season (12 returns)

- *41.06 Travis Williams, 1967 (18 ret., 739 yds.)
- 33.08 Tom Moore, 1960 (12 ret., 397 yds.)
- 28.50 Larry Krause, 1970 (18 ret., 513 yds.)
- 27.68 Randall Cobb, 2011 (34 ret., 941 yds.)
- 26.56 Herb Adderley, 1963 (18 ret., 478 yds.)

Highest Average, Game (3 returns)

- 50.33 Travis Williams, at StLC, Oct. 30, 1967 (3-151)
- 44.67 Steve Odom, vs. Det., Oct. 3, 1976 (3-134)
- 43.33 Del Rodgers, at ChiB, Dec. 9, 1984 (3-130)
- Koren Robinson, at StLR, Dec. 16, 2007 (3-130)
- 43.25 Allen Rossum, vs. Ind., Nov. 19, 2000 (4-173)

TOUCHDOWNS, KICKOFF RETURNS**Most Seasons Leading League**

- 1 Travis Williams, 1967
- Roell Preston, 1998 (tied for lead)

Most Touchdowns, Career

- 5 Travis Williams, 1967-70
- 3 Dave Hampton, 1969-71
- 2 Al Carmichael, 1953-58
- Herb Adderley, 1961-69
- Steve Odom, 1974-79
- Robert Brooks, 1992-98
- Roell Preston, 1997-98



Williams

Most Touchdowns, Season

- *4 Travis Williams, 1967
- 2 Roell Preston, 1998
- 1 Several times (last: Randall Cobb, 2011)

Most Touchdowns, Rookie, Season

- *4 Travis Williams, 1967
- 1 Dave Hampton, 1969
- Larry Krause, 1970
- Terrell Middleton, 1977
- Darrell Thompson, 1990
- Basil Mitchell, 1999
- Randall Cobb, 2011

Most Touchdowns, Game

- *2 Travis Williams, vs. CleB, Nov. 12, 1967

COMBINED KICK RETURNS**Most Combined Kick Returns, Career**

- 253 Al Carmichael, 1953-58 (100 PR, 153 KR)
- 243 Steve Odom, 1974-79 (64 PR, 179 KR)
- 190 Willie Wood, 1960-71 (187 PR, 3 KR)
- 176 Antonio Chatman, 2003-05 (110 PR, 66 KR)
- 156 Randall Cobb, 2011-16 (82 PR, 74 KR)

Most Combined Kick Returns, Season

- 101 Roell Preston, 1998 (44 PR, 57 KR)
- 91 Will Blackmon, 2008 (36 PR, 55 KR)
- 80 Desmond Howard, 1996 (58 PR, 22 KR)
- 79 Allen Rossum, 2000 (29 PR, 50 KR)
- 69 Randall Cobb, 2012 (31 PR, 38 KR)

Most Combined Kick Returns, Game

- 11 Will Blackmon, at NO, Nov. 24, 2008 (3 PR, 8 KR)
- 10 Charles Jordan, vs. LARm, Sept. 3, 1995 (6 PR, 4 KR)
- Roell Preston, at Car., Sept. 27, 1998 (6 PR, 4 KR)
- Antonio Chatman, vs. TenT, Oct. 11, 2004 (2 PR, 8 KR)
- 9 Al Carmichael, at SF, Dec. 8, 1956 (4 PR, 5 KR)
- Phillip Epps, at TB, Sept. 30, 1984 (3 PR, 6 KR)
- Charles Jordan, at DalC, Oct. 8, 1995 (4 PR, 5 KR)
- Antonio Freeman, at Min., Nov. 5, 1995 (6 PR, 3 KR)
- Desmond Howard, at DalC, Nov. 18, 1996 (3 PR, 6 KR)
- Roell Preston, vs. SF, Nov. 1, 1998 (5 PR, 4 KR)
- Darrien Gordon, vs. Car., Sept. 29, 2002 (7 PR, 2 KR)

YARDS GAINED, COMBINED KICK RET.**Most Yards Gained, Career**

- 4,693 Steve Odom, 1974-79 (4,124 KR, 569 PR)
- 4,660 Al Carmichael, 1953-58 (3,907 KR, 753 PR)
- 3,080 Herb Adderley, 1961-69 (3,080 KR, 0 PR)
- 2,701 Randall Cobb, 2011-16 (1,915 KR, 786 PR)
- 2,438 Billy Grimes, 1950-52 (1,604 KR, 834 PR)

Most Yards Gained, Season

- 1,895 Roell Preston, 1998
- 1,335 Desmond Howard, 1996
- 1,555 Will Blackmon, 2008
- 1,314 Dave Hampton, 1971
- 1,536 Allen Rossum, 2000

* — holds or shares NFL record

Most Yards Gained, Game

- 256 Roell Preston, vs. Min., Oct. 5, 1998
- 247 Travis Williams, at Pit., Nov. 2, 1969
- 211 Al Carmichael, vs. ChiB, Oct. 7, 1956
- Roell Preston, at Ind., Nov. 16, 1997
- 209 Will Blackmon, at NO, Nov. 24, 2008
- 208 Harlan Huckleby, vs. Was., Oct. 17, 1983

TOUCHDOWNS, COMBINED KICK RET.**Most TD, Combined Kick Returns, Career**

- 6 Travis Williams, 1967-70 (1 PR, 5 KR)
- 3 Dave Hampton, 1969-71 (0 PR, 3 KR)
- Steve Odom, 1974-79 (1 PR, 2 KR)
- Robert Brooks, 1992-98 (1 PR, 2 KR)
- Desmond Howard, 1996, 1999 (3 PR, 0 KR)
- Roell Preston, 1997-98 (1 PR, 2 KR)
- Will Blackmon, 2006-09 (3 PR, 0 KR)
- Randall Cobb, 2011-16 (2 PR, 1 KR)
- Micah Hyde, 2013-16 (3 PR, 0 KR)



Hampton

Most Touchdowns, Season

- 4 Travis Williams, 1967 (0 PR, 4 KR)
- 3 Desmond Howard, 1996 (3 PR, 0 KR)
- Roell Preston, 1998 (1 PR, 2 KR)
- 2 Billy Grimes, 1950 (2 PR, 0 KR)
- Willie Wood, 1961 (2 PR, 0 KR)
- Travis Williams, 1969 (1 PR, 1 KR)
- Robert Brooks, 1994 (1 PR, 1 KR)
- Will Blackmon, 2008 (2 PR, 0 KR)
- Randall Cobb, 2011 (1 PR, 1 KR)
- Micah Hyde, 2014 (2 PR, 0 KR)

Most Touchdowns, Game

- 2 Travis Williams, vs. CleB, Nov. 12, 1967 (0 PR, 2 KR)
- Travis Williams, at Pit., Nov. 2, 1969 (1 PR, 1 KR)

COMBINED NET YARDS

Rushing, receiving, interception returns, punt returns, kickoff returns and fumble returns

COMBINED ATTEMPTS**Most Seasons Leading Team**

- 8 Don Hutson, 1936, 1939-45
- 7 Jim Taylor, 1960-66
- 6 Ahman Green, 2000-04, 2006
- 5 Sterling Sharpe, 1989-93
- 4 Tony Canadeo, 1946-49
- Al Carmichael, 1953, 1956-58
- Steve Odom, 1974-77
- James Lofton, 1979, 1982-84
- Edgar Bennett, 1993-96

Most Consecutive Seasons Leading Team

- 7 Don Hutson, 1939-45
- 4 Tony Canadeo, 1946-49
- Jim Taylor, 1960-66
- Steve Odom, 1974-75
- 5 Sterling Sharpe, 1989-93
- Edgar Bennett, 1993-96
- Ahman Green, 2000-04

Most Combined Attempts, Career

- 2,219 Ahman Green, 2000-06, 2009
- 2,012 Jim Taylor, 1958-66
- 1,437 John Brockington, 1971-77
- 1,300 Dorsey Levens, 1994-2001
- 1,229 Clarke Hinkle, 1932-41
- Tony Canadeo, 1941-44, 1946-52



Canadeo

Most Combined Attempts, Season

- 407 Ahman Green, 2003
- 383 Dorsey Levens, 1997
- 378 Edgar Bennett, 1995
- 368 Ahman Green, 2001
- 350 Dorsey Levens, 1999

Most Combined Attempts, Game

- 41 Terrell Middleton, vs. Min., Nov. 26, 1978
- 38 Vince Workman, vs. Min., Sept. 6, 1992
- 37 Dorsey Levens, vs. DalC, Nov. 23, 1997
- 36 Ahman Green, vs. TB, Dec. 24, 2000
- 35 Jim Grabowski, vs. ChiB, Sept. 24, 1967
- John Brockington, at Min., Nov. 17, 1974
- Dorsey Levens, at Min., Dec. 1, 1997
- Ahman Green, at Car., Sept. 13, 2004

COMBINED NET YARDS GAINED

Most Combined Net Yards Gained, Career

| | |
|--------|----------------------------|
| 11,244 | Ahman Green, 2000-06, 2009 |
| 10,363 | Donald Driver, 1999-2012 |
| 9,909 | James Lofton, 1978-86 |
| 9,898 | Jim Taylor, 1958-66 |
| 8,709 | Don Hutson, 1935-45 |

Most Combined Net Yards Gained, Season

| | |
|-------|---------------------|
| 2,342 | Randall Cobb, 2012 |
| 2,250 | Ahman Green, 2003 |
| 1,981 | Ahman Green, 2001 |
| 1,918 | Roell Preston, 1998 |
| 1,896 | Billy Grimes, 1950 |

Most Combined Net Yards Gained, Rookie, Season

| | |
|-------|------------------------|
| 1,616 | Randall Cobb, 2011 |
| 1,435 | Eddie Lacy, 2013 |
| 1,231 | Billy Howton, 1952 |
| 1,219 | Steve Odum, 1974 |
| 1,203 | John Brockington, 1971 |

Most Combined Net Yards Gained, Game

| | |
|-----|--|
| 314 | Travis Williams, at Pit., Nov. 2, 1969 |
| 287 | Walter Stanley, at Det., Nov. 27, 1986 |
| 257 | Billy Howton, vs. LARm, Oct. 21, 1956 |
| 256 | Roell Preston, vs. Min., Oct. 5, 1998 |
| 253 | Travis Williams, vs. Pit., Dec. 17, 1967 |

DEFENSE

Compiled by Packers since 1975
(For Interceptions By, see page 345)

TACKLES

Most Seasons Leading Team (1975-2016)

| | |
|---|--------------------------------------|
| 5 | Nick Barnett, 2003-05, 2007, 2009 |
| | A.J. Hawk, 2006, 2008, 2010, 2012-13 |
| 4 | Brian Noble, 1986-87, 1989, 1991 |
| | Bernardo Harris, 1997-98, 2000-01 |
| 3 | Mike Douglass, 1980-81, 1983 |
| | Mark Murphy, 1984, 1988 (tied), 1990 |

Most Consecutive Seasons Leading Team (1975-2016)

| | |
|---|--------------------------|
| 3 | Nick Barnett, 2003-05 |
| 2 | Johnnie Gray, 1975-76 |
| | Mike Douglass, 1980-81 |
| | Brian Noble, 1986-87 |
| | Johnny Holland, 1992-93 |
| | Bernardo Harris, 1997-98 |
| | Bernardo Harris, 2000-01 |
| | A.J. Hawk, 2012-13 |

Most Total Tackles, Career (1975-2016)

| | |
|-------|------------------------|
| 1,118 | A.J. Hawk, 2006-14 |
| 1,020 | John Anderson, 1978-89 |
| 1,014 | Nick Barnett, 2003-10 |
| 1,001 | Johnnie Gray, 1975-83 |
| 967 | Mike Douglass, 1978-85 |

Most Total Tackles, Season (1975-2016)

| | | | |
|-----|---------------------|-----|---------------------|
| 194 | Nick Barnett, 2005 | 157 | Jim Carter, 1977 |
| 180 | Mike Douglass, 1981 | 155 | A.J. Hawk, 2006 |
| 166 | Rich Wingo, 1979 | 153 | A.J. Hawk, 2013 |
| 165 | Mike Douglass, 1980 | 151 | Randy Scott, 1985 |
| | Nick Barnett, 2007 | 150 | Steve Luke, 1978 |
| 162 | Mike Douglass, 1983 | | John Anderson, 1981 |
| | Nick Barnett, 2004 | | |

Most Total Tackles, Season, Rookie (1975-2016)

| | | | |
|-----|--------------------|-----|---------------------|
| 166 | Rich Wingo, 1979 | 111 | Michael Hunt, 1978 |
| 155 | A.J. Hawk, 2006 | 104 | Brian Noble, 1985 |
| 134 | Nick Barnett, 2003 | 102 | John Anderson, 1978 |
| 123 | Johnnie Gray, 1975 | | |

Most Unassisted Tackles, Career (1975-2016)

| | | | |
|-----|------------------------|-----|-------------------------|
| 798 | A.J. Hawk, 2006-14 | 766 | Mike Douglass, 1978-85 |
| 783 | John Anderson, 1978-89 | 735 | LeRoy Butler, 1990-2001 |
| 771 | Johnnie Gray, 1975-83 | | |

Most Unassisted Tackles, Season (1975-2016)

| | | | |
|-----|---------------------|-----|---------------------|
| 151 | Rich Wingo, 1979 | 128 | Nick Barnett, 2005 |
| 146 | Mike Douglass, 1981 | 127 | Mike Douglass, 1983 |
| 133 | Steve Luke, 1978 | | |

OPPONENT FUMBLES RECOVERED

Most Opponent Fumbles Recovered, Career (1945-2016)

| | |
|----|-----------------------|
| 21 | Willie Davis, 1960-69 |
| 20 | Ray Nitschke, 1958-72 |
| | Johnnie Gray, 1975-83 |

Most Opponent Fumbles Recovered, Season (1945-2016)

| | |
|---|-----------------------|
| 5 | Charley Brock, 1945 |
| | Charley Brock, 1946 |
| | Paul Lipscomb, 1946 |
| | Lionel Aldridge, 1964 |
| | Brian Noble, 1987 |



Davis

YARDS, RETURNING FUMBLES

Longest Fumble Return

| | |
|----|--|
| 88 | Keith McKenzie, at Pit., Nov. 9, 1998 (TD) |
| 76 | Scott Stephen, at ChiB, Dec. 17, 1989 |
| 70 | Mike Butler, vs. Min., Nov. 11, 1979 (TD) |
| 68 | George Cumby, vs. TB, Oct. 11, 1981 |
| 60 | Henry Jordan, at DalC, Nov. 29, 1964 (TD) |

TOUCHDOWNS, RETURNING FUMBLES

Most Opponent Fumbles Returned for TD, Career

| | |
|---|-------------------------------|
| 3 | Keith McKenzie, 1996-99, 2002 |
| 2 | Mike Douglass, 1978-85 |
| | LeRoy Butler, 1990-2001 |
| | Darren Sharper, 1997-2004 |

Most Opponent Fumbles Returned for TD, Season

| | |
|----|----------------------|
| *2 | Mike Douglass, 1983 |
| | Keith McKenzie, 1999 |

SACKS

Became an official NFL individual statistic in 1982

Most Seasons Leading League

(No Packers player has ever led the league)

Most Sacks, Career (1982-2016)

| | |
|------|-------------------------------|
| 74.5 | Kabeer Gbaja-Biamila, 2000-08 |
| 72.5 | Clay Matthews, 2009-16 |
| 68.5 | Reggie White, 1993-98 |
| 55.0 | Tim Harris, 1986-90 |
| 54.0 | Aaron Kampman, 2002-09 |
| 41.5 | Ezra Johnson, 1980-87 |
| 36.0 | Tony Bennett, 1992-93 |
| 32.5 | Bryce Paup, 1990-94 |
| 32.0 | Vonnie Holliday, 1998-2002 |
| 29.0 | Cullen Jenkins, 2004-10 |
| 26.0 | Santana Dotson, 1996-2001 |
| 25.5 | Brown Robert, 1982-92 |
| 25.0 | Julius Peppers, 2014-16 |



White

Most Sacks, Season (1982-2016) +

| | | | |
|------|---------------------|------|----------------------------|
| 19.5 | Tim Harris, 1989 | 13.5 | Tim Harris, 1988 |
| 16.0 | Reggie White, 1998 | | Tony Bennett, 1992 |
| 15.5 | Aaron Kampman, 2006 | | Kabeer Gbaja-Biamila, 2001 |
| 14.5 | Ezra Johnson, 1983 | | Kabeer Gbaja-Biamila, 2004 |
| | | | Clay Matthews, 2010 |

+ — Ezra Johnson recorded 20.5 unofficial sacks in 1978

Most Sacks, Rookie, Season (1982-2016)

| | |
|------|-----------------------|
| 10.0 | Clay Matthews, 2009 |
| 8.0 | Tim Harris, 1986 |
| | Vonnie Holliday, 1998 |

Most Sacks, Game +

| | |
|-----|--|
| 4.0 | Vonnie Holliday, vs. Buf., Dec. 22, 2002 |
| 4.5 | Bryce Paup, vs. TB, Sept. 15, 1991 |
| 4.0 | Alphonso Carreker, vs. TB, Dec. 1, 1985 |
| | Tim Harris, vs. Atl., Oct. 1, 1989 |
| | Kabeer Gbaja-Biamila, at ChiB, Jan. 2, 2005 |
| 3.5 | Tony Bennett, at NYG, Nov. 8, 1992 |
| | Clay Matthews, vs. ChiB, Sept. 13, 2012 |
| 3.0 | Ezra Johnson, vs. ChiB, Dec. 4, 1983 |
| | Mike Douglass, at ChiB, Dec. 9, 1984 |
| | Tim Harris, at Det., Nov. 12, 1989 |
| | Reggie White, vs. Den., Oct. 10, 1993 |
| | Bryce Paup, at KC, Nov. 8, 1993 |
| | Reggie White, vs. TB, Sept. 13, 1998 |
| | Reggie White, vs. SF, Nov. 1, 1998 |
| | Corey Williams, at Buf., Nov. 5, 2006 |
| | Cullen Jenkins, vs. Det., Dec. 17, 2006 |
| | Kabeer Gbaja-Biamila, five times (last: at Min., Sept. 30, 2007) |
| | Aaron Kampman, four times (last: at Den., Oct. 29, 2007) |
| | Clay Matthews, at Phi., Sept. 12, 2010 |
| | Clay Matthews, vs. Buf., Sept. 19, 2010 |
| | A.J. Hawk, at BalR, Oct. 13, 2013 |

+ — Ezra Johnson (at Det., 9/3/78) and Dave Purefoy (at LARm, 12/14/75) each recorded 5 sacks before stat became official.

* — holds or shares NFL record

**Most Seasons, 10 or More Sacks**

- Reggie White, 1993, 1995, 1997-98
Kabeer Gbaja-Biamila, 2001-04
Clay Matthews, 2009-10, 2012, 2014
- Tim Harris, 1988-89
Tony Bennett, 1991-92
Aaron Kampman, 2006-07
- Ezra Johnson, 1983
Bryce Paup, 1993
Sean Jones, 1994
Julius Peppers, 2015
Nick Perry, 2016

Most Consecutive Seasons, 10 or More Sacks

- Kabeer Gbaja-Biamila, 2001-04
- Tim Harris, 1988-89
Tony Bennett, 1991-92
Reggie White, 1997-98
Aaron Kampman, 2006-07
Clay Matthews, 2009-10

DEFENSIVE TOUCHDOWNS**Most Defensive Touchdowns, Career**

- Charles Woodson, 2006-12 (9 Int., 1 FR)
- Herb Adderley, 1961-69 (7 Int.)
Darren Sharper, 1997-2004 (5 Int., 2 FR)
- Bobby Dillon, 1952-59 (5 Int.)
Doug Hart, 1964-71 (3 Int., 1 FR, 1 blocked FG)
- Johnny (Blood) McNally, 1929-33, 1935-36 (4 Int.)
Charley Brock, 1939-47 (3 Int., 1 FR)
Keith McKenzie, 1996-99, 2002 (1 Int., 3 FR)
Nick Collins, 2005-11 (4 Int.)
- Charles "Buckets" Goldenberg, 1933-45 (2 Int., 1 blk. punt)
Don Hutson, 1935-45 (1 Int., 2 blk. punts)
Ted Fritsch, 1942-50 (2 Int., 1 FR)
Ken Ellis, 1970-75 (3 Int.)
Willie Buchanon, 1972-78 (2 Int., 1 blocked FG)
Mike Douglass, 1978-85 (1 Int., 2 FR)
LeRoy Butler, 1990-2001 (1 Int., 2 FR)
Clay Matthews, 2009-16 (2 Int., 1 FR)

Most Defensive Touchdowns, Season

- Herb Adderley, 1965 (3 Int.)
Darren Sharper, 1997 (2 Int., 1 FR)
Darren Sharper, 2004 (2 Int., 1 FR)
Nick Collins, 2008 (3 Int.)
Charles Woodson, 2009 (3 Int.)
- Al Rose, 1932 (1 FR, 1 blocked punt)
Charles "Buckets" Goldenberg, 1933 (1 Int., 1 blocked punt)
Don Perkins, 1944 (2 Int.)
Charley Brock, 1945 (2 Int.)
John Martinkovic, 1952 (1 FR, 1 blocked punt)
Bob Jeter, 1966 (2 Int.)
Mike Douglass, 1983 (2 FR)
Gabe Wilkins, 1997 (1 Int., 1 FR)
Keith McKenzie, 1998 (1 Int., 1 FR)
Keith McKenzie, 1999 (2 FR)
Marques Anderson, 2002 (2 Int.)
Charles Woodson, 2007 (1 Int., 1 FR)
Charles Woodson, 2008 (2 Int.)
Casey Hayward, 2014 (1 Int., 1 FR)
Julius Peppers, 2014 (2 Int.)

Most Defensive Touchdowns, Rookie, Season

- Darren Sharper, 1997 (2 Int., 1 FR)
- Charles "Buckets" Goldenberg, 1933 (1 Int., 1 blocked punt)
Marques Anderson, 2002 (2 Int.)

MISCELLANEOUS**Most Kicks Blocked, Season**

- *7 Ted Hendricks, 1974 (3 FGs, 3 punts, 1 PAT)

Most Consecutive Games, Blocking Kick

- Gary Lewis, 1982

Longest Return of Missed Field Goal

- Ken Ellis, vs. NYG, Sept. 19, 1971 (TD)

* — holds or shares NFL record



Santana Dotson, Wayne Simmons,
Gilbert Brown, Reggie White

ENDING THE SEASON ON A HIGH NOTE

If history is any indicator, a Green Bay winning streak to end the regular season means good things for the coming season. In 2006, the Packers were one of four clubs to finish the regular season with four consecutive victories. It marked the third time that decade the club had ended the season with four consecutive wins, and each following season it earned a playoff berth.

- Since the NFL implemented postseason play, the Packers on 11 occasions have closed a regular season with at least four wins. Green Bay has failed to reach the playoffs in the following season only twice – in 1940 and '42.

End-of-Season

| Streak | Year | That Postseason | Following Season |
|--------|------|--------------------------|----------------------------------|
| 9 | 1941 | Lost championship | 8-2-1, Missed postseason |
| 6 | 2016 | Lost NFC Championship | 9-4-1, World champions |
| 5 | 1966 | World champions | 13-3-0, Lost Super Bowl |
| | 1996 | World champions | 11-5-0, Lost Wild Card |
| | 1997 | Lost Super Bowl | 6-4-1, Missed postseason |
| 4 | 1939 | World champions | 8-2-0, World champions |
| | 1943 | (Missed) | 8-4-0, Lost championship |
| | 1959 | (Missed) | 12-4-0, Lost Divisional playoffs |
| | 2000 | (Missed) | 10-6-0, Lost Wild Card |
| | 2003 | Lost Divisional playoffs | 13-3-0, Lost NFC Championship |
| | 2006 | (Missed) | |

OPPONENT INDIVIDUAL

FIELD GOALS

Most Field Goals, Game, Opponent

- 7 Chris Boniol, at DalC, Nov. 18, 1986
- 5 Charlie Durkee, vs. NO, Nov. 28, 1971
- Jim Bakken, at StLC, Sept. 19, 1976
- Eddie Murray, vs. Det., Sept. 14, 1980
- Fuad Reveiz, at Min., Sept. 26, 1993
- Eddie Murray, at DalC, Oct. 3, 1993
- Jason Hanson, at Det., Nov. 27, 2003
- Dan Bailey, at DalC, Dec. 15, 2013

Longest Field Goal, Opponent

- 63 David Akers, vs. SF, Sept. 9, 2012
- 58 Josh Brown, vs. Sea., Oct. 5, 2003
- 56 Ali Haji-Sheikh, at NYG, Sept. 26, 1983
- John Kasay, at Car., Sept. 27, 1998
- Paul Edinger, at Min., Oct. 23, 2005

RUSHING

Most Yards Gained, Game, Opponent

- 223 Tom Wilson, at LARm, Dec. 16, 1956
- 221 Greg Bell, at LARm, Sept. 24, 1989
- 210 Adrian Peterson, vs. Min., Dec. 2, 2012
- 205 Gale Sayers, vs. ChiB, Nov. 3, 1968
- Walter Payton, vs. ChiB, Oct. 30, 1977

Longest Run From Scrimmage, Opponent (All TDs)

- 96 Jim Spavital, at BalC, Nov. 5, 1950
- 86 Hugh McElhenny, vs. SF, Nov. 18, 1956
- 85 Bob Hoernschemeyer, at Det., Nov. 22, 1951

Most Rushing Touchdowns, Game, Opponent

- 4 Bobby Douglass, vs. ChiB, Nov. 4, 1973
- DeAngelo Williams, vs. Car., Nov. 30, 2008
- 3 Several times (last: Robert Kelley, at Was., Nov. 20, 2016)

PASSING

Most Passes Attempted, Game, Opponent

- 65 Philip Rivers, vs. SD, Oct. 18, 2015 (43 comp.)
- 62 Joey Harrington, at Mia., Oct. 22, 2006 (33 comp.)
- 59 John Elway, vs. Den., Oct. 10, 1993 (33 comp.)
- Kerry Collins, at NYG, Jan. 6, 2002 (36 comp.)
- Matthew Stafford, vs. Det., Jan. 1, 2012 (36 comp.)

Most Passes Completed, Game, Opponent

- 43 Philip Rivers, vs. SD, Oct. 18, 2015 (65 att.)
- 38 Tommy Kramer, at Min., Nov. 29, 1981 (55 att.)
- 36 Kerry Collins, at NYG, Jan. 6, 2002 (59 att.)
- Matthew Stafford, vs. Det., Jan. 1, 2012 (59 att.)
- 35 Jake Plummer, vs. Ari., Jan. 2, 2000 (57 att.)
- Marc Bulger, vs. StLR, Nov. 29, 2004 (53 att.)
- Drew Brees, vs. NO, Sept. 30, 2012 (54 att.)

Most Yards Passing, Game, Opponent

- 520 Matthew Stafford, vs. Det., Jan. 1, 2012 (36 comp.)
- 503 Ben Roethlisberger, at Pit., Dec. 20, 2009 (29 comp.)
- Philip Rivers, vs. SD, Oct. 18, 2015 (43 comp.)
- 464 Donovan McNabb, at Phi., Dec. 5, 2004 (32 comp.)
- 448 Marc Bulger, vs. StLR, Nov. 29, 2004 (35 comp.)

Longest Pass Completion, Opponent (All TDs)

- 98 Ogden Compton to Dick "Night Train" Lane, vs. ChiC, Nov. 13, 1955
- 97 Bobby Layne to Cloyce Box, at Det., Nov. 26, 1953
- 95 Bill Munson to Frank Pope, at LARm, Dec. 13, 1964

Most Touchdown Passes, Game, Opponent

- 6 Tommy Kramer, at Min., Sept. 28, 1986
- 5 Bob Waterfield, at LARm, Dec. 16, 1951
- Dan Marino, vs. Mia., Dec. 8, 1985
- Peyton Manning, at Ind., Sept. 26, 2004
- Donovan McNabb, at Phi., Dec. 5, 2004
- Matthew Stafford, vs. Det., Jan. 1, 2012

Most Passes Had Intercepted, Game, Opponent

- 7 Parker Hall, at CleR, Nov. 8, 1942 (25 att.)
- Frankie Sinkwich, at Det., Oct. 24, 1943 (26 att.)
- Bob Waterfield, vs. LARm, Oct. 17, 1948 (35 att.)

PASS RECEIVING

Most Receptions, Game, Opponent

- 18 Tom Fears, at LARm, Dec. 3, 1950 (189 yards)
- 17 Kellen Winslow, vs. SD, Oct. 7, 1984 (157 yards)
- Andre Reed, at Buf., Nov. 20, 1994 (191 yards)

* — holds or shares NFL record

Most Yards Gained, Game, Opponent

- 259 Julio Jones, vs. Atl., Dec. 8, 2014 (11 rec.)
- 244 Calvin Johnson, vs. Det., Jan. 1, 2012 (11 rec.)
- 212 Gene "Choo-Choo" Roberts, vs. NYG, Nov. 13, 1949 (7 rec.)
- Reggie Wayne, at Ind., Oct. 7, 2012 (13 rec.)

Most Touchdown Receptions, Game, Opponent

- 3 Several times (last: Vincent Jackson, at SD, Nov. 6, 2011)

INTERCEPTIONS BY

Most Interceptions By, Game, Opponent

- 3 Several times (last: Vencie Glenn, at Min., Dec. 27, 1992)

Longest Interception Return, Opponent

- 99 Johnnie Johnson, at LARm, Sept. 21, 1980 (TD)
- 98 Shelton Quarles, at TB, Oct. 7, 2001 (TD)
- 95 Will Sherman, at LARm, Dec. 16, 1956 (TD)
- Willie Alexander, vs. HouO, Sept. 25, 1977 (TD)
- George Teague, at DalC, Nov. 14, 1999 (TD)
- Charles Tillman, at ChiB, Dec. 4, 2005

Most Touchdowns on Interceptions, Game, Opponent

- *2 Kenny Johnson, at Atl., Nov. 27, 1983
- 1 Several times (last: Cortez Allen, vs. Pit., Dec. 22, 2013)

PUNTING

Longest Punt, Opponent

- 88 Bob Waterfield, vs. LARm, Oct. 17, 1948
- 86 Bob Waterfield, vs. LARm, Oct. 5, 1947
- 84 Brian Moorman, vs. Buf., Dec. 22, 2002

PUNT RETURNS

Longest Punt Return, Opponent (All TDs)

- 95 Carl Pickens, vs. Cin., Sept. 20, 1992
- Jacquez Green, vs. TB, Sept. 13, 1998
- 90 Carl Taseff, vs. BalC, Oct. 14, 1956
- Dick Bass, at LARm, Dec. 17, 1961

Most Touchdowns on Punt Returns, Game, Opponent

- *2 Jack Christiansen, at Det., Nov. 22, 1951
- 1 Several times (last: Marcus Thigpen, at Buf., Dec. 14, 2014)

KICKOFF RETURNS

Longest Kickoff Return, Opponent

- *109 Cordarrelle Patterson, at Min., Oct. 27, 2013 (TD)
- 104 Ameer Abdullah, vs. Det., Nov. 15, 2015
- 101 Terry Fair, vs. Det. Sept. 6, 1998 (TD)
- Chris Williams, vs. ChiB, Nov. 9, 2014 (TD)
- 100 John Gilliam, vs. StLC, Dec. 21, 1969 (TD)

Most Touchdowns on Kickoff Returns, Game, Opponent

- *2 Ron Brown, at LARm, Nov. 24, 1985
- 1 Several times (last: Jordan Todman, vs. Ind., Nov. 6, 2016)

SACKS

Became an official NFL individual statistic in 1982

Most Sacks, Game, Opponent

- 5 Antwan Odom, vs. Cin., Sept. 20, 2009
- 4.5 Jared Allen, at Min., Oct. 5, 2009
- 4 Doug Martin, vs. Min., Oct. 23, 1983
- Keith Millard, at Min., Oct. 15, 1989
- Chris Clemons, at Sea., Sept. 24, 2012

FUMBLE RETURNS

Longest Fumble Return, Opponent (All TDs)

- *104 Jack Tatum, vs. Oak, Sept. 24, 1972
- 95 Mike Brown, vs. ChiB, Sept. 19, 2004



Vince Lombardi and Chicago coach George Halas enjoy a few words before a 1960s game at Wrigley Field. Thirty years earlier, during the Great Depression, Halas borrowed \$1,500 from the Packers to meet his Bears payroll.

CHAMPIONSHIPS

Most Seasons, League Champion

*13 1929-31, 1936, 1938-39, 1944, 1961-62,
1965-67, 1996, 2010

Most Consecutive Seasons, League Champion

*3 1929-31, 1965-67

Times Finishing First, Regular Season

26 1929-31, 1936, 1938-39, 1944, 1960-62, 1965-67
1972, 1995-97, 2002-04, 2007, 2011-14, 2016

Consecutive Times Finishing First, Regular Season

4 2011-2014
3 1929-31, 1960-62, 1965-67, 1995-97, 2002-04

GAMES WON

Most Consecutive Games Won

15 2010-11
11 1928-29, 1961-62
9 1931, 1936, 1997-98
8 1930, 1941, 1963, 2006-07

Most Consecutive Games Won, Season

13 2011
10 1929, 1962
9 1931, 1936
8 1930, 1941, 1963

Most Consecutive Games Without Defeat

23 1928-30 (won 21, tied 2)

Most Games Won, Regular Season

15 2011
13 1962, 1996, 1997, 2007
12 1929, 1931, 2001, 2002, 2014

Most Consecutive Games Won, Start of Season

13 2011

Most Consecutive Games Without Defeat, Season

13 1929 (won 12, tied 1), entire season
2011 (won 13)

Most Consecutive Games Without Defeat, Start of Season

13 1929 (won 12, tied 1), entire season
2011 (won 13)

Most Consecutive Games Without Defeat, End of Season

13 1929 (won 12, tied 1), entire season

Most Consecutive Home Games Won

25 1995-98
20 1929-32
14 1923-26
13 1961-62, 2010-11

Most Consecutive Home Games Won, Green Bay

25 1995-98

Most Consecutive Home Games Won, Milwaukee

16 1935-42

Most Consecutive Home Games Without Defeat

*30 1928-33 (won 27, tied 3)

Most Consecutive Road Games Won

8 1941-42, 1966-67
7 2006-07, 2011
6 1928-29, 1935-36

Most Consecutive Road Games Without Defeat

12 1928-30 (won 10, tied 2)

Most Shutouts Won or Tied, Season (Since 1932)

7 1932 (won 6, tied 1)

Most Consecutive Shutouts Won or Tied (Since 1932)

3 1932 (won 3)

GAMES LOST

Most Consecutive Games Lost

9 1948-49
8 1951-52, 1953-54

Most Consecutive Games Without Victory

9 1948-49 (lost 9), 1953-54 (lost 8, tied 1)

Most Games Lost, Season

12 1986, 1988, 1991, 2005

Most Consecutive Games Lost, Season

7 1948, 1951, 1958, 1984, 1988

Most Consecutive Games Lost, Start of Season

6 1986

Most Consecutive Games Lost, End of Season

7 1948, 1951, 1958

Most Consecutive Games Without Victory, Season

7 1948 (lost 7), 1951 (lost 7), 1958 (lost 7),
1984 (lost 7), 1988 (lost 7)

Most Consecutive Games Without Victory, Start of Season

6 1986 (lost 6)

Most Consecutive Games Without Victory, End of Season

7 1948 (lost 7), 1951 (lost 7), 1958 (lost 7)

Most Consecutive Home Games Lost

7 1976-77, 1985-86

Most Consecutive Home Games Lost, Green Bay

8 1985-87

Most Consecutive Home Games Lost, Milwaukee

8 1956-59

Most Consecutive Home Games Without Victory

8 1957-58 (lost 7, tied 1)

Most Consecutive Road Games Lost

12 1957-59

11 1949-50

Most Consecutive Road Games Without Victory

12 1957-59 (lost 12)

Most Shutouts Lost or Tied, Season

4 1928 (lost 3, tied 1), 1932 (lost 3, tied 1)

Most Consecutive Shutouts Lost or Tied

2 1922 (lost 2), 1923 (lost 1, tied 1), 1925 (lost 2),
1928 (lost 2), 1932 (lost 2), 1988 (lost 2)

TIE GAMES

Most Tie Games, Season

3 1922, 1926, 1928

Most Consecutive Tie Games

2 1922, 1926

* — holds or shares NFL record

PACKERS CLINCHING DATES

With a 38-35 victory over the N.Y. Giants on Dec. 4, 2011, the Packers clinched the 19th division title in club history. By clinching the division crown with four games remaining, it matched the franchise record set in 2002 when the Packers clinched the NFC North with four games left on the schedule. A look at the clinching dates for each of the Packers' 23 division crowns:

| Games remaining | Division Title | Date | Games remaining | Division Title | Date |
|-----------------|-----------------------------|---------|-----------------|-----------------------------|---------|
| 4 | 2002 NFC North Division | Dec. 1 | 1 | 2004 NFC North Division | Dec. 24 |
| 4 | 2011 NFC North Division | Dec. 4 | 0 | 1939 NFL Western Division | Dec. 3 |
| 3 | 1967 NFL Western Conference | Nov. 26 | 0 | 1960 NFL Western Conference | Dec. 17 |
| 3 | 2007 NFC North Division | Dec. 9 | 0 | 1962 NFL Western Conference | Dec. 16 |
| 2 | 1961 NFL Western Conference | Dec. 3 | 0 | 1995 NFC Central Division | Dec. 24 |
| 2 | 1996 NFC Central Division | Dec. 8 | 0 | 2003 NFC North Division | Dec. 28 |
| 2 | 1997 NFL Central Division | Dec. 7 | 0 | 2013 NFC North Division | Dec. 29 |
| 2 | 2012 NFC North Division | Dec. 16 | 0 | 2014 NFC North Division | Dec. 28 |
| 1 | 1936 NFL Western Division | Nov. 29 | 0 | 2016 NFC North Division | Jan. 1 |
| 1 | 1944 NFL Western Division | Nov. 19 | after season | 1938 NFL Western Division | Dec. 14 |
| 1 | 1966 NFL Western Conference | Dec. 10 | playoff game | 1965 NFL Western Conference | Dec. 26 |
| 1 | 1972 NFC Central Division | Dec. 10 | | | |

SCORING

POINTS

Seasons Leading League

9 1931, 1936-38, 1961-62, 1996, 2011, 2014

Most Consecutive Seasons Leading League

3 1936-38

Most Points, Season

| | | | |
|-----|-----------------|-----|-----------------|
| 560 | 2011 (16 games) | 456 | 1996 (16 games) |
| 486 | 2014 (16 games) | 442 | 2003 (16 games) |
| 461 | 2009 (16 games) | 435 | 2007 (16 games) |

Fewest Points, Season

| | | | |
|----|-----------------|-----|-----------------|
| 70 | 1922 (10 games) | 108 | 1924 (11 games) |
| | 1921 (6 games) | 113 | 1927 (10 games) |
| 85 | 1923 (10 games) | 114 | 1949 (12 games) |

Most Points, Game

| | |
|----|---|
| 57 | vs. Detroit, Oct. 7, 1945 (57-21) |
| 56 | vs. Atlanta, Oct. 23, 1966 (56-3) |
| 55 | vs. Chicago Cardinals, Nov. 1, 1942 (55-24) |
| | vs. Cleveland Browns, Nov. 12, 1967 (55-7) |
| | vs. Tampa Bay, Oct. 2, 1983 (55-14) |
| | vs. Tennessee Titans, Dec. 23, 2012 (55-7) |
| | vs. Chicago Bears, Nov. 9, 2014 (55-14) |

Most Points, Both Teams, Game

| | |
|----|---|
| 95 | GB (48) vs. Washington (47), Oct. 17, 1983 |
| 88 | GB (41) at Atlanta (47), Nov. 27, 1983 (ot) |
| 87 | GB (35) at Detroit (52), Nov. 22, 1951 |
| 86 | GB (45) vs. Detroit (41), Jan. 1, 2012 |
| 84 | GB (44) at Detroit (40), Nov. 27, 1986 |

Fewest Points, Both Teams, Game

| | |
|----|---|
| *0 | at Milwaukee Badgers, Oct. 22, 1922 |
| | vs. Rock Island Independents, Oct. 29, 1922 |
| | vs. St. Louis All-Stars, Oct. 7, 1923 |
| | vs. Duluth Eskimos, Oct. 3, 1926 |
| | vs. New York Yankees, Nov. 11, 1928 |
| | at Frankford Yellow Jackets, Nov. 28, 1929 |
| | vs. Chicago Bears, Sept. 25, 1932 |
| | at Chicago Cardinals, Dec. 6, 1936 |

Most Points, Shutout Victory, Game

| | |
|----|---------------------------------------|
| 49 | vs. Chicago Bears, Sept. 30, 1962 |
| | at Philadelphia, Nov. 11, 1962 |
| 47 | vs. Pittsburgh Pirates, Oct. 15, 1933 |
| 41 | vs. Cincinnati Reds, Oct. 14, 1934 |
| 37 | vs. Washington, Sept. 24, 2001 |

Fewest Points, Shutout Victory, Game

*2 at Chicago Bears, Oct. 16, 1932

Most Points Overcome to Win Game

| | |
|----|--|
| 23 | vs. L.A. Rams, Sept. 12, 1982 (35-23, down 23-0) |
| | at Dallas Cowboys, Dec. 15, 2013 (37-36, down 26-3) |
| 21 | vs. New Orleans, Sept. 17, 1989 (35-34, down 21-0) |
| 20 | at Detroit, Dec. 3, 2015 (27-23, down 20-0) |
| 18 | at Detroit, Oct. 17, 1965 (31-21, down 21-3) |
| | vs. New York Jets, Sept. 14, 2014 (31-24, down 21-3) |

Most Points, Each Half

| | |
|------|--|
| 1st: | *49 vs. Tampa Bay, Oct. 2, 1983 |
| | 45 vs. Cleveland Browns, Nov. 12, 1967 |
| | 42 vs. Chicago Bears, Nov. 9, 2014 |
| | 41 vs. Detroit, Oct. 7, 1945 |
| 35 | at Philadelphia, Nov. 11, 1962 |
| | vs. Detroit, Dec. 6, 1992 |
| | vs. New Orleans, Oct. 9, 2005 |
| 2nd: | 38 at New York Giants, Oct. 22, 1967 |
| 35 | vs. Chicago Bears, Sept. 30, 1962 |
| | vs. Los Angeles Rams, Sept. 12, 1982 |
| | vs. Dallas Cowboys, Nov. 23, 1997 |
| | vs. Arizona, Jan. 2, 2000 |
| | vs. Tennessee Titans, Dec. 23, 2012 |

* — holds or shares NFL record



Packers vs. Redskins, 1983

Most Points, Both Teams, Each Half

| | |
|------|---|
| 1st: | 56 GB (49) vs. Tampa Bay (7), Oct. 2, 1983 |
| | 55 GB (28) at Indianapolis (27), Nov. 16, 1997 |
| | GB (21) at Chicago Cardinals (34), Nov. 27, 1949 |
| 52 | GB (21) at Detroit (31), Nov. 22, 1951 |
| | GB (45) vs. Cleveland Browns (7), Nov. 12, 1967 |
| | GB (17) at Indianapolis (35), Sept. 26, 2004 |
| 2nd: | 56 GB (35) vs. Arizona (21), Jan. 2, 2000 |
| | 55 GB (28) vs. New York Yanks (27), Oct. 8, 1950 |
| | 52 GB (28) at Chicago Bears (24), Nov. 6, 1955 |
| | GB (28) at St. Louis Cardinals (24), Sept. 29, 1985 |
| 51 | GB (24) vs. Washington (27), Oct. 17, 1983 |

Most Points, One Quarter

| | |
|-----|---|
| *41 | vs. Detroit (second quarter), Oct. 7, 1945 |
| 35 | vs. Cleveland Browns (first quarter), Nov. 12, 1967 |
| | vs. Tampa Bay (second quarter), Oct. 2, 1983 |
| 28 | Nine times, last: |
| | vs. Chicago Bears (second quarter), Nov. 9, 2014 |

Most Points, Both Teams, One Quarter

48 GB (41) vs. Detroit (7), Oct. 7, 1945 (second quarter)

Most Points, Each Quarter

| | |
|------|---|
| 1st: | *35 vs. Cleveland Browns, Nov. 12, 1967 |
| 2nd: | *41 vs. Detroit, Oct. 7, 1945 |
| 3rd: | 23 vs. Detroit, Oct. 6, 1985 |
| 4th: | 28 at Chicago Bears, Nov. 6, 1955 |
| | at Minnesota, Nov. 21, 1965 |
| | at New York Giants, Oct. 22, 1967 |

Most Points, Both Teams, Each Quarter

| | |
|------|---|
| 1st: | *42 GB (35) vs. Cleveland Browns (7), Nov. 12, 1967 |
| 2nd: | 48 GB (41) vs. Detroit (7), Oct. 7, 1945 |
| 3rd: | 41 GB (21) vs. New York Yanks (20), Oct. 6, 1950 |
| 4th: | *42 GB (28) at Chicago Bears (14), Nov. 6, 1955 |

Most Consecutive Games Scoring

| | |
|-----|--------------|
| 233 | 1991-2005 |
| 166 | 2006-present |
| 156 | 1958-69 |
| 122 | 1978-86 |
| 69 | 1938-44 |

TOUCHDOWNS

Seasons Leading League, Overall Touchdowns

8 1932, 1937-38, 1961-62, 1996, 2011, 2014

Most Consecutive Seasons Leading League, Overall TDs

2 1937-38 and 1961-62

Most Overall Touchdowns, Season

| | | | |
|----|-----------------|------|-----------------|
| 70 | 2011 (16 games) | 53 | 1962 (14 games) |
| 58 | 2014 (16 games) | 2003 | (16 games) |
| 56 | 1996 (16 games) | 2012 | (16 games) |
| 54 | 2009 (16 games) | 52 | 1983 (16 games) |

Fewest Overall Touchdowns, Season (Since 1932)

| | |
|----|------------|
| 14 | 1949, 1977 |
| 17 | 1946 |
| 19 | 1934, 1974 |

MOST PRODUCTIVE TD COMBINATIONS, PACKERS HISTORY

| TDs | Quarterback | Receiver/Tight End | Years | TDs | Quarterback | Receiver/Tight End | Years |
|-----|---------------|--------------------|---------------|-----|---------------|--------------------|-----------|
| 59 | Aaron Rodgers | Jordy Nelson | 2008-14, 16 | 36 | Brett Favre | Donald Driver | 1999-2007 |
| 57 | Brett Favre | Antonio Freeman | 1995-2001, 03 | 35 | Lynn Dickey | Paul Coffman | 1979-85 |
| 41 | Brett Favre | Sterling Sharpe | 1992-94 | | Aaron Rodgers | Randall Cobb | 2011-16 |
| | Aaron Rodgers | James Jones | 2008-13, 15 | 33 | Cecil Isbell | Don Hutson | 1938-42 |
| 38 | Aaron Rodgers | Greg Jennings | 2007-12 | | | | |

Most Overall Touchdowns, Game

- 8 at Pittsburgh, Nov. 23, 1941
vs. Chicago Cardinals, Nov. 1, 1942
vs. Detroit, Oct. 7, 1945
vs. Atlanta, Oct. 23, 1966
- 7 at Cleveland Browns, Oct. 15, 1961
vs. Chicago Bears, Sept. 30, 1962
at Philadelphia, Nov. 11, 1962
vs. Cleveland Browns, Nov. 12, 1967
vs. Tampa Bay, Oct. 2, 1983
vs. Arizona, Jan. 2, 2000
vs. New Orleans, Oct. 9, 2005
vs. Denver, Oct. 2, 2011
vs. Tennessee Titans, Dec. 23, 2012
vs. Chicago Bears, Nov. 9, 2014
vs. Philadelphia, Nov. 16, 2014

Most Overall Touchdowns, Both Teams, Game

- 12 GB (5) at Detroit (7), Nov. 22, 1951
11 Eight times, last:

GB (6) vs. Detroit (5), Jan. 1, 2012

Most Consecutive Games Scoring Touchdowns

- 99 2010-16 56 2006-10
77 2000-04 48 1997-2000
75 1992-97

POINTS AFTER TOUCHDOWN**Most (One-Point) PAT, Season**

- 68 2011 (69 attempts) 51 1996 (53 attempts)
53 2014 (55 attempts) 2003 (51 attempts)
52 1962 (53 attempts)
1983 (52 attempts)

Fewest (One-Point) PAT, Season (Since 1932)

- 11 1977 14 1932
12 1949 15 1946



Reggie White, Brett Favre

Most (One-Point) PAT, Game

- 8 vs. Atlanta, Oct. 23, 1966
7 vs. Chicago Cardinals, Nov. 1, 1942
vs. Detroit, Oct. 7, 1945
at Cleveland Browns, Oct. 15, 1961
vs. Chicago Bears, Sept. 30, 1962
at Philadelphia, Nov. 11, 1962
vs. Cleveland Browns, Nov. 12, 1967
vs. Tampa Bay, Oct. 2, 1983
vs. Arizona, Jan. 2, 2000
vs. New Orleans, Oct. 9, 2005
vs. Denver, Oct. 2, 2011
vs. Tennessee Titans, Dec. 23, 2012
vs. Chicago Bears, Nov. 9, 2014

Most (One-Point) PAT, Both Teams, Game

- 12 GB (5) at Detroit (7), Nov. 22, 1951
11 GB (4) at Chicago Bears (7), Nov. 6, 1955
GB (5) vs. New York Giants (6), Sept. 19, 1971
GB (6) vs. Washington (5), Oct. 17, 1983
GB (6) at San Diego (5), Nov. 6, 2011

Most Two-Point Conversions, Season

- 4 2015
3 2009
2 1996, 2000, 2003, 2004, 2005, 2008, 2016

Most Two-Point Conversions, Game

- 2 at Carolina, Oct. 3, 2005

Most Two-Point Conversions, Both Teams, Game

- 2 GB (0) vs. Detroit (2), Nov. 6, 1994
GB (1) vs. Chicago Bears (1), Sept. 1, 1997
GB (0) at Indianapolis (2), Nov. 16, 1997
GB (2) at Carolina (0), Oct. 3, 2005

FIELD GOALS**Seasons Leading League, Field Goals**

- *11 1935-36, 1940-43, 1946-47, 1955, 1972, 1974

Most Consecutive Seasons Leading League, Field Goals

- *4 1940-43

Most Field Goals Attempted, Season

- 48 1972 (made 33) 38 2000 (made 33)
39 1974 (made 25) 37 1993 (made 31)
2007 (made 31) 2013 (made 33)

Fewest Field Goals Attempted, Season (Since 1938)

- 5 1944 10 1942
8 1951, 1956 13 1945

Most Field Goals Attempted, Game

- 6 vs. Detroit, Sept. 14, 1941
vs. Detroit, Oct. 26, 1947
at Pittsburgh Steelers, Oct. 30, 1960
at Cleveland Browns, Sept. 17, 1972
vs. Dallas Cowboys, Oct. 1, 1972
vs. Detroit, Dec. 3, 1972
vs. Detroit, Sept. 29, 1974
at Minnesota, Nov. 17, 1974

Most Field Goals Attempted, Both Teams, Game (Since 1933)

- *11 GB (6) vs. Detroit (5), Sept. 29, 1974
10 GB (5) at St. Louis Cardinals (5), Dec. 5, 1971
9 GB (5) at Baltimore Colts (4), Oct. 18, 1964
GB (3) vs. Chicago Bears (6), Nov. 8, 1987
GB (4) at New York Jets (5), Nov. 3, 1991

Most Field Goals, Season

- 33 1972 (48 att.) 29 1998 (33 att.)
2000 (38 att.) 28 2002 (34 att.)
2013 (37 att.) 27 2008 (34 att.)
31 1993 (37 att.) 2009 (36 att.)
2007 (39 att.) 2014 (33 att.)

Fewest Field Goals, Season (Since 1932)

- *0 1932, 1944

Most Field Goals, Game

- 5 at Los Angeles Raiders, Nov. 11, 1990
vs. San Francisco, Oct. 14, 1996
at Arizona, Sept. 24, 2000
vs. Detroit, Oct. 6, 2013
at Minnesota, Nov. 22, 2015
4 Several times, last: vs. Seattle, Sept. 20, 2015

Most Field Goals, Both Teams, Game

- 8 GB (4) vs. Detroit (4), Sept. 29, 1974

Most Consecutive Games, Field Goal Made

- 17 2013-14 12 1980-81
15 2004-05 1991-92, 2007
14 1987, 1997-98

SAFETIES**Most Safeties, Season**

- 3 1932, 1975
2 1929, 1939, 1947, 1959, 1988

Most Safeties, Game

- 1 Several times, last: vs. Detroit, Dec. 28, 2014

Most Safeties, Both Teams, Game

- 2 GB (0) at Los Angeles Rams (2), Oct. 21, 1973
GB (0) at Minnesota (2), Nov. 9, 2008

HERBER-TO-HUTSON: DID YOU KNOW?

The Packers' Arnie Herber was one of the NFL's first long-bomb passers, and he did it with unusually small hands. At Green Bay West High School, Herber learned he could improve his distance and accuracy by palming the ball, rather than using the laces. His most-feared target, the incomparable Don Hutson, had flat feet, and trainers had to tape them in a special way. That taping job gave Hutson a strange running motion, which totally stumped opponents, because his loping style disguised his true speed.

FIRST DOWNS

Seasons Leading League

5 1940, 1942, 1944, 1960, 1962

Most First Downs, Season

356 2014 (104 rushing, 222 passing, 30 penalty)
 354 2004 (98 rushing, 228 passing, 28 penalty)
 353 2011 (89 rushing, 230 passing, 34 penalty)
 351 2013 (119 rushing, 201 passing, 31 penalty)
 349 2016 (91 rushing, 222 passing, 36 penalty)

Fewest First Downs, Season

125 1935
 131 1945 (73 rushing, 44 passing, 14 penalty)
 134 1938
 140 1937
 147 1944 (70 rushing, 63 passing, 14 penalty)

Most First Downs, Game

37 at Phi., Nov. 11, 1962 (21 ru., 15 pa., 1 pen.)
 32 at TB, Oct. 12, 1980 (11 ru., 21 pa.)
 at Atl., Nov. 27, 1983 (11 ru., 18 pa., 3 pen.)
 vs. ChiB, Oct. 20, 2016 (5 ru., 21 pa., 6 pen.)
 31 vs. TB, Dec. 1, 1985 (12 ru., 17 pa., 2 pen.)
 at Det., Nov. 12, 1989 (10 ru., 19 pa., 2 pen.)
 30 vs. Det., Oct. 28, 1984 (10 ru., 16 pa., 4 pen.)
 vs. Det., Oct. 6, 1985 (16 ru., 13 pa., 1 pen.)
 vs. NO, Sept. 30, 2012 (5 ru., 21 pa., 4 pen.)
 vs. Min., Nov. 24, 2013 (11 ru., 16 pa., 3 pen.)

Fewest First Downs, Game

3 vs. Chicago Cardinals, Sept. 18, 1932
 at Boston Redskins, Nov. 4, 1934 (3 ru.)
 vs. Chicago Cardinals, Nov. 18, 1934
 4 at Detroit, Nov. 17, 1935 (4 ru.)
 5 Several times, last:
 vs. New England, Nov. 19, 2006 (2 ru., 3 pa.)

Most First Downs, Both Teams, Game

59 GB (27) vs. Detroit (32), Jan. 1, 2012
 58 GB (30) vs. Minnesota (28), Nov. 24, 2013
 57 GB (32) at Atlanta (25), Nov. 27, 1983
 56 GB (23) vs. Washington (33), Oct. 17, 1983
 GB (26) vs. Arizona (30), Jan. 2, 2000

Fewest First Downs, Both Teams, Game

5 GB (5) vs. New York Giants (0), Oct. 1, 1933
 GB (3) vs. Chi. Cardinals (2), Nov. 18, 1934
 8 GB (3) vs. Chi. Cardinals (5), Sept. 18, 1932
 10 GB (5) at Portsmouth (5), Dec. 4, 1932
 GB (6) at Chi. Cardinals (4), Nov. 5, 1933

Most First Downs, Rushing, Season

145 1962 133 1964
 142 1961 127 2003
 135 1960

Fewest First Downs, Rushing, Season

59 1982 69 1970, 2007
 60 1943 70 1944
 65 1942

Most First Downs, Rushing, Game

21 vs. Philadelphia, Nov. 11, 1962
 19 vs. San Francisco, Oct. 11, 1959
 at New York Giants, Oct. 22, 1967
 18 vs. Baltimore Colts, Oct. 18, 1953
 vs. Detroit, Oct. 2, 1960
 vs. Minnesota, Dec. 22, 1996

Fewest First Downs, Rushing, Game

0 vs. Seattle, Dec. 9, 1990
 at Detroit, Nov. 28, 2013
 1 Several times, last: vs. Minnesota, Dec. 24, 2016

Most First Downs, Rushing, Both Teams, Game

30 GB (13) vs. New Orleans (17), Sept. 9, 1979
 29 GB (11) at L.A. Rams (18), Dec. 16, 1956
 GB (19) at New York Giants (10), Oct. 22, 1967
 28 GB (15) vs. Detroit (13), Oct. 26, 1947
 GB (9) at Chicago Bears (19), Nov. 6, 1955
 GB (16) vs. Atlanta (12), Oct. 26, 1969

Fewest First Downs, Rushing, Both Teams, Game

3 GB (1) at Detroit (2), Sept. 11, 2005
 4 GB (1) at Philadelphia (3), Oct. 13, 1946
 GB (2) vs. New York Giants (2), Nov. 8, 1981
 GB (3) vs. Tampa Bay (1), Sept. 13, 1998
 GB (3) vs. Detroit (1), Sept. 9, 2001
 GB (3) at Carolina (1), Sept. 30, 2001
 GB (2) at Chicago Bears (2), Oct. 7, 2002
 GB (2) vs. New Orleans (2), Sept. 17, 2006

Most First Downs, Passing, Season

235 1995 222 2014, 2016
 230 2011 214 1983
 228 2004

Fewest First Downs, Passing, Season

34 1946 63 1944
 58 1948 66 1939, 1940, 1943

Most First Downs, Passing, Game

22 vs. Minnesota, Nov. 11, 2007
 21 vs. St. Louis Cardinals, Dec. 21, 1969
 at Tampa Bay, Oct. 12, 1980
 at Carolina, Sept. 27, 1998
 vs. Jacksonville, Dec. 19, 2004
 at New York Giants, Dec. 4, 2011
 vs. New Orleans, Sept. 30, 2012
 vs. Chicago Bears, Oct. 20, 2016

Fewest First Downs, Passing, Game

0 vs. Cleveland Rams, Sept. 21, 1941
 vs. Chicago Bears, Sept. 25, 1949
 1 Several times, last: vs. Ind., Nov. 24, 1991

Most First Downs, Passing, Both Teams, Game

47 GB (20) vs. Detroit (27), Jan. 1, 2012
 44 GB (21) vs. New Orleans (23), Sept. 30, 2012
 38 GB (17) vs. Washington (21), Oct. 17, 1983
 37 GB (19) at Indianapolis (18), Sept. 26, 2004
 36 GB (21) at New York Giants (15), Dec. 4, 2011
 GB (18) vs. Minnesota (18), Dec. 24, 2016

Fewest First Downs, Passing, Both Teams, Game

1 GB (0) vs. Cleveland Rams (1), Sept. 21, 1941
 3 GB (2) at Chicago Cardinals (1), Dec. 6, 1936
 GB (1) at San Francisco (2), Dec. 10, 1960
 4 GB (4) at Chicago Bears (0), Nov. 7, 1937
 GB (3) at Philadelphia (1), Nov. 29, 1942
 GB (1) vs. Chicago Bears (3), Sept. 29, 1946
 GB (3) at Chicago Bears (1), Nov. 3, 1946

Most First Downs, Penalty, Season

44 2015 34 2011
 43 2012 32 1985, 2009
 36 2005, 2016

Fewest First Downs, Penalty, Season

6 1940 11 1964
 8 1939, 1943 12 1955

Most First Downs, Penalty, Game

6 at Los Angeles Rams, Sept. 20, 1981
 vs. Dallas Cowboys, Nov. 23, 1997
 vs. Detroit, Nov. 21, 1999
 vs. Philadelphia, Sept. 17, 2000
 vs. Baltimore Ravens, Dec. 7, 2009
 vs. Jacksonville, Oct. 28, 2012
 vs. Chicago Bears, Oct. 20, 2016
 5 Several times, last: vs. Chicago Bears, Nov. 26, 2015

Most First Downs, Penalty, Both Teams, Game

11 GB (5) vs. Indianapolis (6), Oct. 19, 2008
 10 GB (4) vs. Washington (6), Oct. 20, 2002
 GB (4) at Philadelphia (6), Dec. 5, 2004
 GB (6) vs. Baltimore Ravens (4), Dec. 7, 2009
 9 GB (6) vs. Detroit (3), Nov. 21, 1999
 GB (5) at Detroit (4), Nov. 22, 2001
 GB (5) vs. Detroit (4), Dec. 12, 2004
 GB (3) at N.Y. Giants (5), Sept. 16, 2007
 GB (3) at Denver (6), Oct. 29, 2007
 GB (5) at Seattle (4), Sept. 24, 2012
 GB (5) vs. Jacksonville (3), Oct. 28, 2012
 GB (6) vs. Kansas City (4), Sept. 28, 2015

NET YARDS GAINED

(Rushing and passing)

Seasons Leading League

3 1937-38, 1940

Most Yards Gained, Season

6,482 2011 (1,558 rushing, 4,924 passing)
 6,404 2013 (2,136 rushing, 4,268 passing)
 6,357 2004 (1,908 rushing, 4,449 passing)
 6,178 2014 (1,917 rushing, 4,261 passing)
 6,172 1983 (1,807 rushing, 4,365 passing)

* — holds or shares NFL record

Fewest Yards Gained, Season

| | | |
|-------|------|---|
| 2,340 | 1934 | (1,183 rushing, 1,165 passing, -8 laterals) |
| 2,618 | 1946 | (1,765 rushing, 841 passing, 12 laterals) |
| 2,702 | 1933 | (1,513 rushing, 1,186 passing, 3 laterals) |
| 2,869 | 1945 | (1,325 rushing, 1,536 passing, 8 laterals) |
| 2,910 | 1982 | (1,081 rushing, 1,829 passing) |

Most Yards Gained, Game

| | | |
|-----|--------------------------------|--------------------|
| 628 | at Philadelphia, Nov. 11, 1962 | (294 ru., 334 pa.) |
| 580 | vs. Washington, Sept. 15, 2013 | (139 ru., 441 pa.) |
| 569 | at Tampa Bay, Oct. 12, 1980 | (154 ru., 415 pa.) |
| 550 | vs. Detroit, Jan. 1, 2012 | (81 ru., 469 pa.) |
| 548 | at Oakland, Dec. 22, 2003 | (156 ru., 392 pa.) |

Fewest Yards Gained, Game

| | | |
|----|-----------------------------------|-------------------|
| 36 | at Cincinnati, Sept. 26, 1976 | (71 ru., -35 pa.) |
| 61 | at Boston Redskins, Nov. 4, 1934 | (55 ru., 6 pa.) |
| 63 | vs. Dallas Cowboys, Oct. 24, 1965 | (73 ru., -10 pa.) |
| | at L.A. Rams, Oct. 21, 1973 | (35 ru., 28 pa.) |
| | at Detroit, Oct. 28, 1973 | (60 ru., 3 pa.) |

Most Yards Gained, Both Teams, Game

| | |
|-------|---|
| 1,125 | GB (550) vs. Detroit (575), Jan. 1, 2012 |
| 1,025 | GB (473) vs. Washington (552), Oct. 17, 1983 |
| 1,002 | GB (580) vs. Washington (422), Sept. 15, 2013 |
| 986 | GB (491) at New Orleans (495), Oct. 26, 2014 |
| 977 | GB (479) at Houston Oilers (498), Sept. 4, 1983 |

Fewest Yards Gained, Both Teams, Game (Since 1933)

| | |
|-----|---|
| 136 | GB (86) vs. Chicago Cardinals (50), Nov. 18, 1934 |
| 173 | GB (107) vs. N.Y. Giants (66), Oct. 1, 1933 |
| 195 | GB (118) vs. Chicago Bears (77), Sept. 18, 1938 |
| 206 | GB (61) at Boston Redskins (145), Nov. 4, 1934 |
| 208 | GB (115) at Chicago Cardinals (93), Nov. 29, 1934 |

Most Consecutive Games, 400 or More Yards Gained

| | |
|---|--|
| 4 | 1984, 1989, 2009 |
| 3 | 1961, 1980, 2004 (twice), 2007, 2014, 2016 |
| 2 | Several times, last: 2014 |

Most Consecutive Games, 300 or More Yards Gained

| | | | |
|----|---------|----|---------|
| 19 | 2014-15 | 13 | 2014 |
| 18 | 2011-12 | 12 | 2000-01 |
| 14 | 2016 | | |

RUSHING**Seasons Leading League, Rushing Yards**

| | |
|---|------------------------|
| 4 | 1946, 1961-62 and 1964 |
|---|------------------------|

Most Consecutive Seasons Leading League

| | |
|---|---------|
| 2 | 1961-62 |
|---|---------|

ATTEMPTS**Most Rushing Attempts, Season**

| | | | |
|-----|------|-----|------|
| 560 | 1946 | 527 | 1973 |
| 550 | 1978 | 518 | 1962 |
| 544 | 1972 | | |

Fewest Rushing Attempts, Season

| | | | |
|-----|------|-----|------|
| 283 | 1982 | 337 | 1956 |
| 313 | 1951 | 345 | 1958 |
| 321 | 1954 | | |

Most Rushing Attempts, Game

| | |
|----|---------------------------------------|
| 64 | at Washington, Dec. 1, 1946 |
| 63 | vs. Pittsburgh, Oct. 20, 1946 |
| 62 | vs. Chicago Cardinals, Sept. 12, 1937 |
| | vs. Cleveland Rams, Sept. 21, 1941 |
| | at Chicago Cardinals, Nov. 10, 1946 |

Fewest Rushing Attempts, Game

| | |
|----|-------------------------------------|
| 7 | vs. Miami, Sept. 11, 1994 |
| 10 | vs. Seattle, Dec. 9, 1990 |
| 11 | at Chicago Bears, Nov. 27, 1988 |
| | at Denver, Oct. 17, 1999 |
| | vs. Tennessee Titans, Oct. 11, 2004 |
| 12 | vs. San Diego, Oct. 7, 1984 |
| | at Buffalo, Nov. 20, 1994 |
| | at Tampa Bay, Dec. 26, 1999 |
| | at Pittsburgh, Dec. 20, 2009 |

Most Rushing Attempts, Both Teams, Game

| | |
|------|--|
| *108 | GB (38) at Chicago Cardinals (70), Dec. 5, 1948 |
| 102 | GB (51) vs. Pittsburgh (51), Nov. 20, 1949 |
| 101 | GB (32) at Chicago Cardinals (69), Dec. 6, 1936 |
| 100 | GB (62) vs. Chicago Cardinals (38), Sept. 12, 1937 |
| 99 | GB (56) at Chicago Bears (43), Nov. 1, 1936 |
| | GB (37) vs. Washington (62), Oct. 24, 1948 |
| | GB (55) at L.A. Rams (44), Oct. 23, 1949 |



Vince Lombardi

Fewest Rushing Attempts, Both Teams, Game

| | |
|----|---|
| 31 | GB (12) at Pittsburgh (19), Dec. 20, 2009 |
| 33 | GB (15) at Chicago Bears (18), Sept. 27, 2010 |
| 35 | GB (15) vs. Minnesota (20), Dec. 24, 2016 |
| 37 | GB (24) vs. Carolina (13), Dec. 12, 1999 |
| 38 | GB (17) at Washington (21), Oct. 10, 2010 |
| | GB (17) vs. San Diego (21), Oct. 18, 2015 |

YARDS GAINED**Most Yards Gained Rushing, Season**

| | | | |
|-------|------|-------|------|
| 2,558 | 2003 | 2,276 | 1964 |
| 2,460 | 1962 | 2,248 | 1963 |
| 2,350 | 1961 | | |

Fewest Yards Gained Rushing, Season

| | | | |
|-------|------|-------|------|
| 1,081 | 1982 | 1,274 | 1942 |
| 1,183 | 1934 | 1,325 | 1945 |
| 1,196 | 1951 | | |

Most Yards Gained Rushing, Game

| | | |
|-----|------------------------------------|-----------|
| 366 | vs. Detroit, Oct. 26, 1947 | (50 att.) |
| 312 | vs. New York Yanks, Oct. 8, 1950 | (40 att.) |
| 303 | vs. Baltimore Colts, Oct. 18, 1953 | (56 att.) |
| 301 | at Washington, Dec. 1, 1946 | (64 att.) |
| 298 | at Chicago Bears, Dec. 16, 1973 | (53 att.) |

* — holds or shares NFL record

50TH ANNIVERSARY TEAM (1969)

| | | | | | | | |
|-----------------------------|--------|---------------------|--------------|----------------------------|--------|-----------------------|------------|
| Don Hutson | End | Bart Starr | Quarterback | Larry Craig | End | Ray Nitschke | Linebacker |
| Boyd Dowler | End | Paul Hornung | Running Back | Lavvie Dilweg | End | Dave Robinson | Linebacker |
| Cal Hubbard | Tackle | Clarke Hinkle | Running Back | Willie Davis | End | Bill Forester | Linebacker |
| Fred "Fuzzy" Thurston | Guard | Jim Taylor | Running Back | Robert "Cal" Hubbard | Tackle | Herb Adderley | Def. Back |
| Jim Ringo | Center | | | Henry Jordan | Tackle | Jesse Whittenon | Def. Back |
| Jerry Kramer | Guard | | | Dave Hanner | Tackle | Bobby Dillon | Def. Back |
| Forrest Gregg | Tackle | | | | | Willie Wood | Def. Back |

Fewest Yards Gained Rushing, Game

| | |
|----|---|
| 12 | at Tampa Bay, Dec. 26, 1999 (12 attempts) |
| 13 | vs. Seattle, Dec. 9, 1990 (10 attempts) |
| 17 | vs. Boston Redskins, Sept. 17, 1933 (37 attempts) |
| 18 | vs. Chicago Cardinals, Oct. 21, 1934 (29 attempts) |
| 20 | at Boston Redskins, Nov. 8, 1936 (30 attempts) at Baltimore Colts, Oct. 28, 1956 (18 attempts) |

Most Yards Gained Rushing, Both Teams, Game

| | |
|-----|--|
| 557 | GB (151) at Chicago Bears (406), Nov. 6, 1955 |
| 508 | GB (366) vs. Detroit (142), Oct. 26, 1947 |
| 506 | GB (294) vs. Cleveland Rams (212), Oct. 22, 1944 |
| 502 | GB (312) vs. N.Y. Yanks (190), Oct. 8, 1950 |
| 495 | GB (181) at L.A. Rams (314), Dec. 16, 1956 |

Fewest Yards Gained Rushing, Both Teams, Game

| | |
|----|--|
| 81 | GB (44) at Miami (37), Sept. 22, 1991 |
| 85 | GB (18) vs. Chicago Cardinals (67), Oct. 21, 1934 GB (35) at Philadelphia (50), Oct. 13, 1946 |
| 87 | GB (37) vs. Tampa Bay (50), Sept. 13, 1998 |
| 92 | GB (79) vs. Carolina (13), Dec. 12, 1999 |

AVERAGE GAIN, RUSHING**Highest Average Gain, Rushing, Season**

| | |
|------|-----------------------------|
| 5.05 | 2003 (507 att., 2,558 yds.) |
| 4.96 | 1961 (474 att., 2,350 yds.) |
| 4.75 | 1962 (518 att., 2,460 yds.) |
| 4.70 | 1985 (470 att., 2,208 yds.) |
| 4.65 | 2013 (459 att., 2,136 yds.) |

Lowest Average Gain, Rushing, Season

| | |
|------|-----------------------------|
| 2.59 | 1934 (456 att., 1,183 yds.) |
| 3.07 | 1932 (434 att., 1,333 yds.) |
| 3.11 | 1933 (487 att., 1,513 yds.) |
| 3.12 | 1977 (469 att., 1,464 yds.) |
| 3.15 | 1939 (500 att., 1,574 yds.) |

TOUCHDOWNS, RUSHING**Most Touchdowns, Rushing, Season**

| | | | |
|-----|-----------------|----|-----------------|
| *36 | 1962 (14 games) | 23 | 1964 (14 games) |
| 29 | 1960 (12 games) | 22 | 1963 (14 games) |
| 27 | 1961 (14 games) | | |

Fewest Touchdowns, Rushing, Season

| | |
|---|------------------------------|
| 5 | 1922, 1923, 1924, 1977, 1990 |
|---|------------------------------|

Most Touchdowns, Rushing, Game

| | |
|---|--|
| 6 | at Cleveland Browns, Oct. 15, 1961 at Philadelphia, Nov. 11, 1962 |
| 5 | vs. Pittsburgh Pirates, Oct. 15, 1933 vs. Chicago Bears, Sept. 30, 1962 at Chicago Bears, Nov. 4, 1962 at New York Giants, Oct. 22, 1967 vs. New England, Oct. 9, 1988 vs. Seattle, Dec. 27, 2009 |

Most Touchdowns, Rushing, Both Teams, Game

| | |
|----|---|
| *8 | GB (3) at Chicago Bears (5), Nov. 6, 1955 |
| 7 | GB (4) vs. Chicago Bears (3), Sept. 30, 1945 |
| 6 | GB (4) vs. Seattle (3), Oct. 15, 1978 Several times, last: GB (6) at Phi. (0), Nov. 11, 1962 |

PASSING**ATTEMPTS****Most Passes Attempted, Season**

| | | | |
|-----|------------------|-----|------------------|
| 630 | 2006 (350 comp.) | 609 | 1994 (375 comp.) |
| 626 | 2005 (383 comp.) | 605 | 1999 (344 comp.) |
| 620 | 2016 (403 comp.) | | |

Fewest Passes Attempted, Season

| | | | |
|-----|-----------------|-----|-----------------|
| 134 | 1932 (48 comp.) | 209 | 1933 (89 comp.) |
| 178 | 1946 (54 comp.) | 210 | 1938 (91 comp.) |
| 197 | 1934 (74 comp.) | | |

Most Passes Attempted, Game

| | |
|----|--|
| 61 | vs. San Francisco, Oct. 14, 1996 (28 comp.) vs. Detroit, Nov. 15, 2015 (35 comp.) |
| 60 | at Detroit, Nov. 12, 1989 (35 comp.) |
| 59 | at New Orleans, Sept. 14, 1986 (28 comp.) |
| 58 | at Chicago Bears, Dec. 4, 2005 (31 comp.) |

Fewest Passes Attempted, Game

| | |
|----|--|
| *0 | vs. Portsmouth, Oct. 8, 1933 |
| 4 | vs. Brooklyn Dodgers, Oct. 23, 1932 |
| 5 | at Chicago Bears, Oct. 16, 1932 vs. Detroit, Nov. 1, 1971 |
| 6 | vs. New York Giants, Oct. 2, 1932 |

Most Passes Attempted, Both Teams, Game

| | |
|-----|---|
| 103 | GB (44) vs. Detroit (59), Jan. 1, 2012 |
| 100 | GB (47) at New England (53), Oct. 2, 1994 |
| 98 | GB (61) vs. San Francisco (39), Oct. 14, 1996 |
| 99 | GB (61) vs. Detroit (38), Nov. 15, 2015 |
| 98 | GB (45) at Carolina (53), Sept. 27, 1998 |

Fewest Passes Attempted, Both Teams, Game

| | |
|----|---|
| 11 | GB (0) vs. Portsmouth (11), Oct. 8, 1933 |
| 13 | GB (9) vs. Chicago Bears (4), Sept. 25, 1932 |
| | GB (8) vs. Chicago Cardinals (5), Nov. 18, 1934 |
| 14 | GB (8) vs. Chicago Bears (6), Sept. 18, 1938 |
| 15 | GB (10) at Chicago Cardinals (5), Dec. 6, 1936 |

COMPLETIONS**Most Passes Completed, Season**

| | | | |
|-----|-----------------|-----|-----------------|
| 403 | 2016 (620 att.) | 382 | 2004 (598 att.) |
| 383 | 2005 (626 att.) | 376 | 2011 (552 att.) |
| | 2007 (578 att.) | | |

Fewest Passes Completed, Season

| | | | |
|----|-----------------|----|-----------------|
| 48 | 1932 (134 att.) | 81 | 1945 (218 att.) |
| 54 | 1946 (178 att.) | 89 | 1933 (209 att.) |
| 74 | 1934 (197 att.) | | |

Most Passes Completed, Game

| | |
|----|--|
| 39 | vs. Chicago Bears, Oct. 20, 2016 (56 att.) |
| 36 | at Chicago Bears, Dec. 5, 1993 (54 att.) |
| 35 | at Tampa Bay, Oct. 12, 1980 (51 att.) at Detroit, Nov. 12, 1989 (60 att.) vs. Minnesota, Nov. 11, 2007 (48 att.) vs. Detroit, Nov. 15, 2015 (61 att.) |

Fewest Passes Completed, Game

| | |
|----|---|
| *0 | vs. Portsmouth, Oct. 8, 1933 vs. Chicago Bears, Sept. 25, 1949 |
|----|---|

Most Passes Completed, Both Teams, Game

| | |
|----|--|
| 67 | GB (31) vs. Detroit (36), Jan. 1, 2012 |
| 66 | GB (31) vs. New Orleans (35), Sept. 30, 2012 |
| 62 | GB (34) at Indianapolis (28), Sept. 26, 2004 |
| 60 | GB (34) vs. Washington (26), Sept. 15, 2013 |
| 59 | GB (27) vs. New Orleans (32), Sept. 8, 2011 |
| 58 | GB (35) vs. Detroit (24), Nov. 15, 2015 |

Fewest Passes Completed, Both Teams, Game

| | |
|---|--|
| 2 | GB (1) vs. Chicago Bears (1), Sept. 25, 1932 |
| 2 | GB (2) vs. Chicago Cardinals (0), Nov. 18, 1934 |
| 4 | GB (3) at Chicago Cardinals (1), Nov. 29, 1934 |
| 4 | GB (3) vs. Chicago Bears (1), Sept. 18, 1938 |
| 5 | GB (0) vs. Portsmouth (5), Oct. 8, 1933 |
| 6 | GB (3) at Chicago Cardinals (2), Dec. 6, 1936 |
| 6 | GB (4) vs. Chicago Cardinals (1), Sept. 12, 1937 |

YARDS GAINED, PASSING**Seasons Leading League, Passing Yards**

| | |
|---|---------------|
| 5 | 1934-37, 1942 |
|---|---------------|

Most Consec. Seasons Leading League, Passing Yards

| | |
|---|---------|
| 4 | 1934-37 |
|---|---------|

Most Gross Yards Gained, Passing, Season

| | | | |
|-------|------|-------|------|
| 5,161 | 2011 | 4,539 | 1995 |
| 4,688 | 1983 | 4,538 | 2013 |
| 4,550 | 2004 | | |

Most Net Yards Gained, Passing, Season

| | | | |
|-------|------|-------|------|
| 4,924 | 2011 | 4,334 | 2007 |
| 4,449 | 2004 | 4,322 | 1995 |
| 4,365 | 1983 | | |

Fewest Net Yards Gained, Passing, Season

| | | | |
|-------|------|-------|------|
| 798 | 1932 | 1,186 | 1933 |
| 841 | 1946 | 1,283 | 1973 |
| 1,165 | 1934 | | |

Most Net Yards Gained, Passing, Game

| | |
|-----|--|
| 469 | vs. Detroit, Jan. 1, 2012 (44-31-1, 6 TD) |
| 441 | vs. Washington, Sept. 15, 2013 (42-34-0, 4 TD) |
| 423 | vs. Chicago Cardinals, Nov. 1, 1942 (27-13-1, 6 TD) |
| 422 | vs. St. Louis Cardinals, Dec. 21, 1969 (34-23-1, 5 TD) |
| 415 | at Tampa Bay, Oct. 12, 1980 (51-35-2, 1 TD) |

Fewest Net Yards Gained, Passing, Game

| | |
|-----|------------------------------------|
| -35 | at Cincinnati, Sept. 26, 1976 |
| -18 | at Chicago Cardinals, Dec. 5, 1948 |
| -12 | vs. Chicago Bears, Nov. 4, 1973 |
| -10 | vs. Dallas Cowboys, Oct. 24, 1965 |
| -7 | vs. Chicago Bears, Sept. 25, 1949 |

* — holds or shares NFL record

Most Net Yards Gained, Passing, Both Teams, Game

- *971 GB (469) vs. Detroit (502), Jan. 1, 2012
- 848 GB (376) at Pittsburgh (472), Dec. 20, 2009
- 778 GB (385) at Indianapolis (393), Sept. 26, 2004
- 771 GB (403) vs. Washington (368), Oct. 17, 1983
- 755 GB (441) vs. Washington (314), Sept. 15, 2013

Fewest Net Yards, Passing, Both Teams, Game

- *-11 GB (-10) vs. Dallas Cowboys (-1), Oct. 24, 1965
- 10 GB (16) at Chicago Cardinals (-6), Nov. 29, 1934
- 20 GB (13) vs. Chicago Bears (7), Sept. 25, 1932
- GB (20) vs. Chicago Cardinals (0), Nov. 18, 1934
- 29 GB (-35) at Cincinnati (64), Sept. 26, 1976

300-YARD NET PASSING EFFORTS

Most Games, 300 Net Yards Passing, Season

- 8 2014
- 7 2007
- 6 1983, 1989, 2004, 2011
- 5 2009, 2012, 2016
- 4 1984, 1994, 1995, 2001, 2013
- 3 1942, 1999, 2002, 2005, 2006, 2010, 2015

Most Consecutive Games, 300 Net Yards Passing

- 4 2011
- 3 1984, 2004, 2007 (twice), 2014

Most Consec. Games, Fewer Than 300 Yards Net Passing

- 149 1970-80
- 86 1933-40
- 95 1943-51



Don Majkowski (7) and his 1989 line turned in six games of at least 300 net passing yards.

TIMES SACKED

Became an official NFL team statistic in 1963

Most Times Sacked, Season

- 62 1990 (16 games)
- 51 1988 (16 games)
- 52 1981 (16 games)
- 2009 (16 games)
- 2012 (16 games)

Fewest Times Sacked, Season

- 14 2004 (16 games)
- 18 1971 (14 games)
- 17 1972 (14 games)
- 19 2003 (16 games)
- 1974 (14 games)
- 2007 (16 games)

Most Times Sacked, Game

- 11 vs. Detroit, Nov. 7, 1965
- 10 at San Diego, Sept. 24, 1978
- 9 at Chicago Bears, Dec. 13, 1970
- at New York Jets, Dec. 20, 1981
- vs. Detroit, Dec. 12, 1982
- at Arizona, Dec. 27, 2015

Most Times Sacked, Both Teams, Game

- *18 GB (10) at San Diego (8), Sept. 24, 1978
- 14 GB (5) vs. Dallas Cowboys (9), Oct. 24, 1965
- 13 GB (11) vs. Detroit (2), Nov. 7, 1965
- GB (8) at L.A. Raiders (5), Nov. 11, 1990
- 12 GB (4) vs. L.A. Rams (8), Sept. 25, 1966
- GB (5) at Detroit (7), Dec. 15, 1979
- GB (6) at Tampa Bay (6), Oct. 27, 1991
- GB (5) vs. Chicago Bears (7), Sept. 13, 2012

Fewest Yards Lost, by Sack/Attempting to Pass, Season

- 101 2004
- 104 1947
- 118 1960
- 124 1972
- 126 1974

COMPLETION PERCENTAGE

Seasons Leading League, Completion Percentage

- 8 1936, 1941, 1961-62, 1964, 1966, 1968, 1998

Most Consecutive Seasons Leading League, Comp. Pct.

- 2 1961-62

Highest Completion Percentage, Season

- 68.12 2011 (376 completions in 552 attempts)
- 67.03 2012 (374 completions in 558 attempts)
- 66.26 2007 (383 completions in 578 attempts)
- 65.54 2003 (310 completions in 473 attempts)
- 65.11 2014 (349 completions in 536 attempts)

Lowest Completion Percentage, Season

- 30.34 1946 (54 completions in 178 attempts)
- 30.43 1949 (91 completions in 299 attempts)
- 35.82 1932 (48 completions in 134 attempts)
- 37.16 1945 (81 completions in 218 attempts)
- 37.56 1934 (74 completions in 197 attempts)

TOUCHDOWNS, PASSING

Most Touchdowns, Passing, Season

- 51 2011
- 39 1995, 1996
- 36 2004
- 40 2012, 2016
- 38 2014

Fewest Touchdowns, Passing, Season

- 1 1921
- 5 1923
- 3 1922
- 1949
- 4 1927
- 1974
- 1946

Most Touchdowns, Passing, Game

- 6 vs. Chicago Cardinals, Nov. 1, 1942
- vs. Detroit, Oct. 7, 1945
- vs. Detroit, Jan. 1, 2012
- at Houston Texans, Oct. 14, 2012
- vs. Chicago Bears, Nov. 9, 2014
- 5 vs. St. Louis Cardinals, Dec. 21, 1969
- at New Orleans, Dec. 13, 1981
- at Houston Oilers, Sept. 4, 1983
- vs. Chicago Bears, Nov. 12, 1995
- vs. Minnesota, Sept. 21, 1997
- at Carolina, Sept. 27, 1998
- vs. Kansas City, Sept. 28, 2015

Most Touchdowns, Passing, Both Teams, Game

- 11 GB (6) vs. Detroit (5), Jan. 1, 2012
- 9 GB (4) at Indianapolis (5), Sept. 26, 2004
- 8 GB (4) at Detroit (4), Nov. 22, 1951
- GB (3) at Detroit (5), Nov. 27, 1952
- GB (5) vs. Minnesota (3), Sept. 21, 1997
- GB (4) vs. Minnesota (4), Nov. 14, 2004
- GB (4) at San Diego (4), Nov. 6, 2011

PASSES HAD INTERCEPTED

Most Passes Had Intercepted, Season

- 37 1950
- 30 1984, 2005
- 34 1953
- 29 1948, 1949, 1951,
- 32 1983
- 1980

Fewest Passes Had Intercepted, Season

- * 5 1966
- 9 1972
- 6 1964, 2014
- 13 1941, 1960, 1962,
- 8 2009, 2011, 2012, 2015
- 1996, 2008, 2010
- 2016

* — holds or shares NFL record

NOTABLE OPPONENT ABBREVIATIONS USED IN RECORDS & HISTORY SECTION

| | | | |
|-----------|--|------|---|
| BalC | Baltimore Colts, 1950, 1953-1983 | HouO | Houston Oilers, 1960-96 |
| BalR | Baltimore Ravens, 1996-present | HouT | Houston Texans, 2002-present |
| Bkn | Brooklyn Dodgers, 1930-43; Tigers, 1944 | LARd | Los Angeles Raiders, 1982-94 |
| BosB | Boston Braves, 1932 | LARm | Los Angeles Rams, 1946-94, 2016-present |
| BosR | Boston Redskins, 1933-36 | Mil | Milwaukee Badgers, 1922-26 |
| BosY | Boston Yanks, 1944-48 | NYB | New York Bulldogs, 1949 |
| ChiB | Chicago Bears, 1922-present | NYK | New York Yankees, 1927-28; Yanks, 1950-51 |
| ChiC | Chicago Cardinals, 1920-59 | PhoC | Phoenix Cardinals, 1988-93 |
| Card-Pitt | Chicago Cardinals-Pitt. Steelers Combine, 1944 | PitP | Pittsburgh Pirates, 1933-39 |
| CinR | Cincinnati Reds, 1933 | Port | Portsmouth Spartans, 1930-33 |
| CleB | Cleveland Browns, 1950-95, 1999-present | Prov | Providence Steam Roller, 1925-31 |
| CleR | Cleveland Rams, 1937-42, 1944-45 | StLC | St. Louis Cardinals, 1960-87 |
| DalC | Dallas Cowboys, 1960-present | StLR | St. Louis Rams, 1995-2015 |
| DalT | Dallas Texans, 1952 | TenO | Tennessee Oilers, 1997-98 |
| Dul | Duluth Kelleys, 1923-25; Eskimos, 1926-27 | TenT | Tennessee Titans, 1999-present |
| Fra | Frankford Yellow Jackets, 1924-31 | | |

Most Passes Had Intercepted, Game

- 8 vs. New York Giants, Nov. 21, 1948
- 7 vs. Chicago Bears, Sept. 22, 1940 vs. Detroit, Oct. 20, 1940 at Cleveland Rams, Nov. 11, 1945 vs. Detroit, Sept. 17, 1950 at New Orleans, Sept. 14, 1986

Most Passes Had Intercepted, Both Teams, Game

- 11 GB (4) at Cleveland Rams (7), Oct. 30, 1938 GB (7) vs. Detroit (4), Oct. 20, 1940
- 10 GB (1) at Detroit (9), Oct. 24, 1943 GB (3) at Cleveland Rams (7), Nov. 12, 1944 GB (7) at Cleveland Rams (3), Nov. 11, 1945

PUNTING**Most Punts, Season**

| | |
|---------------------|--------------------|
| 106 1978 (16 games) | 87 1949 (12 games) |
| 95 1975 (14 games) | 1970 (14 games) |
| 93 1987 (16 games) | 1980 (16 games) |

Fewest Punts, Season

| | |
|--------------------|--------------------|
| 42 1982 (9 games) | 49 1960 (12 games) |
| 46 1945 (10 games) | 50 1962 (14 games) |
| 48 1944 (10 games) | |



Craig Hentrich

Most Punts, Game

- 14 at Chicago Bears, Oct. 22, 1933 at Chicago Cardinals, Nov. 5, 1933 at Detroit, Nov. 17, 1935
- 13 at Boston Redskins, Nov. 4, 1934
- 12 at Chicago Bears, Dec. 10, 1933

Fewest Punts, Game

- *0 at Baltimore Colts, Nov. 6, 1960 vs. Chicago Bears, Sept. 24, 1967 vs. Buffalo, Dec. 5, 1982 at Chicago Bears, Dec. 17, 1989 at Minnesota, Oct. 27, 2013 at Chicago Bears, Sept. 28, 2014 at New Orleans, Oct. 26, 2014
 - 1 Several times, last: at Philadelphia, Nov. 28, 2016
- * — holds or shares NFL record

Most Punts, Both Teams, Game

- *31 GB (14) at Chicago Bears (17), Oct. 22, 1933
- 26 GB (14) at Chicago Cardinals (12), Nov. 5, 1933 GB (11) at Portsmouth (15), Nov. 12, 1933 GB (12) at Chicago Bears (14), Dec. 10, 1933 GB (14) at Detroit (12), Nov. 17, 1935

Fewest Punts, Both Teams, Game

- *0 GB (0) at Chicago Bears (0), Sept. 28, 2014 GB (0) at New Orleans (0), Oct. 26, 2014
- 1 GB (0) vs. Buffalo (1), Dec. 5, 1982 GB (0) at Chicago Bears (1), Dec. 17, 1989

AVERAGE YARDAGE**Highest Gross Average, Punting, Season**

| |
|------------------------------------|
| 45.56 2011 (55 punts, 2,506 yards) |
| 45.04 1997 (75 punts, 3,378 yards) |
| 44.69 1963 (51 punts, 2,279 yards) |
| 44.59 2013 (64 punts, 2,854 yards) |
| 44.51 2006 (84 punts, 3,739 yards) |

Lowest Gross Average, Punting, Season

| |
|-------------------------------------|
| 35.46 1978 (106 punts, 3,759 yards) |
| 35.83 1975 (95 punts, 3,404 yards) |
| 35.96 1943 (52 punts, 1,870 yards) |
| 36.50 1967 (66 punts, 2,409 yards) |
| 36.60 1976 (84 punts, 3,074 yards) |

PUNT RETURNS**Seasons Leading League (Average Return)**

- 6 1950, 1953-54, 1961, 1972, 1996

Most Punt Returns, Season

| | |
|---------|---------|
| 61 1995 | 53 2006 |
| 58 1996 | 49 1994 |
| 56 1997 | |

Fewest Punt Returns, Season

| | |
|---------|---------------------------|
| 20 1961 | 25 1970, 1972 |
| 22 1965 | 26 1960, 1963, 1982, 2016 |

Most Punt Returns, Game

- 9 vs. Minnesota, Dec. 21, 2006
- 8 at Boston Yanks, Nov. 18, 1945 vs. Dallas Texans, Nov. 23, 1952 vs. Minnesota, Nov. 21, 1982
- 7 Several times, last: vs. Carolina, Sept. 29, 2002

Most Punt Returns, Both Teams, Game

- 14 GB (7) at New England (7), Oct. 2, 1994
- 13 GB (5) at Philadelphia (8), Nov. 29, 1942 GB (6) at Chicago Bears (7), Nov. 14, 1948 GB (6) vs. Chicago Bears (7), Dec. 4, 1983

FAIR CATCHES**Most Fair Catches, Season**

| | |
|---------|---------------|
| 27 2004 | 22 2012 |
| 26 2000 | 21 1998, 2013 |
| 23 1972 | |

Fewest Fair Catches, Season

| | |
|--------------|--------------------------|
| 3 2006 | 6 1982, 1987, 1992 |
| 5 1971, 2007 | 7 1975, 1986, 1991, 1995 |

Most Fair Catches, Game

- 6 at Chicago Bears, Dec. 16, 1973
- 5 vs. New Orleans, Nov. 17, 1968 vs. Chicago Bears, Nov. 15, 1970 at Detroit, Dec. 12, 2010 at Detroit, Dec. 3, 2015 at Minnesota, Sept. 18, 2016

BEST GIVEAWAY-TAKEAWAY RATIOS

| ±/ | Year | Giveaways | | | Takeaways | | |
|-----|------|-----------|-----|-----|-----------|-----|-----|
| | | Total | Int | Fum | Total | Int | Fum |
| +26 | 1943 | 25 | 19 | 6 | 51 | 42 | 9 |
| +24 | 1941 | 24 | 13 | 11 | 48 | 25 | 23 |
| | 1965 | 26 | 14 | 12 | 50 | 27 | 23 |
| | 2009 | 16 | 8 | 8 | 40 | 30 | 10 |
| | 2011 | 14 | 8 | 6 | 38 | 31 | 7 |

WORST GIVEAWAY-TAKEAWAY RATIOS

| ±/ | Year | Giveaways | | | Takeaways | | |
|-----|------|-----------|-----|-----|-----------|-----|-----|
| | | Total | Int | Fum | Total | Int | Fum |
| -24 | 2005 | 45 | 30 | 15 | 21 | 10 | 11 |
| -19 | 1976 | 45 | 22 | 23 | 26 | 11 | 15 |
| | 1983 | 50 | 32 | 18 | 31 | 19 | 12 |
| -15 | 1950 | 57 | 37 | 20 | 42 | 27 | 15 |
| | 1952 | 56 | 25 | 31 | 41 | 22 | 19 |

YARDS GAINED

Most Yards, Punt Returns, Season

| | | | |
|------|-----------------|------|-----------------|
| *875 | 1996 (16 games) | 563 | 1939 (11 games) |
| 729 | 1950 (12 games) | 1947 | (12 games) |
| | | 527 | 1948 (12 games) |

Fewest Yards, Punt Returns, Season

| | | | |
|-----|-----------------|-----|-----------------|
| 65 | 1965 (14 games) | 141 | 1979 (16 games) |
| 98 | 1970 (14 games) | 157 | 1967 (14 games) |
| 137 | 1973 (14 games) | | |

Most Yards, Punt Returns, Game

| | |
|-----|------------------------------------|
| 167 | at Detroit, Dec. 15, 1996 |
| 147 | at Chicago Bears, Nov. 8, 1959 |
| 144 | vs. Dallas Texans, Nov. 23, 1952 |
| 141 | vs. Los Angeles Rams, Oct. 9, 1994 |
| 129 | vs. Tampa Bay, Oct. 2, 1983 |

Most Yards, Punt Returns, Both Teams, Game

| | |
|-----|---|
| 182 | GB (167) at Detroit (15), Dec. 15, 1996 |
| 181 | GB (92) vs. N.Y. Giants (89), Nov. 13, 1949 |
| 177 | GB (122) vs. Washington (55), Sept. 24, 1950 |
| 175 | GB (0) at Detroit (175), Nov. 22, 1951 |
| 170 | GB (22) at Chicago Cardinals (148), Nov. 27, 1949 |

AVERAGE YARDS RETURNING PUNTS

Highest Average, Punt Returns, Season

| | |
|-------|------------------------------|
| 17.75 | 1961 (20 returns, 355 yards) |
| 16.57 | 1950 (44 returns, 729 yards) |
| 15.09 | 1996 (58 returns, 875 yards) |
| 14.56 | 1972 (25 returns, 364 yards) |
| 13.03 | 1964 (34 returns, 443 yards) |

Lowest Average, Punt Returns, Season

| | |
|------|------------------------------|
| 2.95 | 1965 (22 returns, 65 yards) |
| 3.92 | 1970 (25 returns, 98 yards) |
| 4.03 | 1967 (39 returns, 157 yards) |
| 4.15 | 2002 (46 returns, 191 yards) |
| 4.57 | 1973 (30 returns, 137 yards) |

TOUCHDOWNS RETURNING PUNTS

Most Touchdowns, Punt Returns, Season

| | |
|---|-----------------|
| 3 | 1996 (16 games) |
| 2 | 1950 (12 games) |
| | 1961 (14 games) |
| | 1972 (14 games) |
| | 1974 (14 games) |
| | 2007 (16 games) |
| | 2008 (16 games) |
| | 2014 (16 games) |

Most Touchdowns, Punt Returns, Game

1 Several times, last: vs. Detroit, Dec. 28, 2014

Most Touchdowns, Punt Returns, Both Teams, Game

*2 GB (0) at Detroit (2), Nov. 22, 1951
GB (1) vs. Cincinnati (1), Sept. 20, 1992

KICKOFF RETURNS

Most Kickoff Returns, Season

| | | | |
|----|------|----|------------|
| 79 | 1983 | 73 | 1980 |
| 76 | 1986 | 70 | 2004, 2006 |
| 75 | 2005 | | |

Fewest Kickoff Returns, Season

| | | | |
|----|------------|----|------------|
| 28 | 1941, 1943 | 30 | 1944, 1962 |
| 29 | 2014 | 32 | 2016 |

Most Kickoff Returns, Game

| | |
|---|-------------------------------------|
| 9 | at Detroit, Nov. 22, 1951 |
| | at Detroit, Nov. 27, 1952 |
| | vs. Detroit, Sept. 20, 1970 |
| | at Los Angeles Rams, Sept. 21, 1980 |
| | at Chicago Bears, Dec. 7, 1980 |
| | at New York Giants, Dec. 20, 1986 |
| | vs. Tennessee Titans, Oct. 11, 2004 |
| | at Baltimore Ravens, Dec. 19, 2005 |
| | at New Orleans, Nov. 24, 2008 |

Most Kickoff Returns, Both Teams, Game

| | |
|----|---|
| 17 | GB (8) vs. Washington (9), Oct. 17, 1983 |
| | GB (8) at Detroit (9), Nov. 27, 1986 |
| 15 | GB (8) at Houston Oilers (7), Sept. 4, 1983 |
| 14 | Several times, last: GB (8) at Dallas Cowboys (6), Nov. 29, 2007 |

YARDS GAINED, KICKOFF RETURNS

Most Yards, Kickoff Returns, Season

| | | | |
|-------|-------------------------|-------|-------------------------|
| 1,570 | 2000 (64 ret, 24.5 avg) | 1,522 | 2004 (70 ret, 21.7 avg) |
| 1,547 | 1998 (60 ret, 25.8 avg) | 1,511 | 2003 (64 ret, 23.6 avg) |
| 1,546 | 1971 (58 ret, 26.7 avg) | | |

Fewest Yards, Kickoff Returns, Season

| | | | |
|-----|-----------------|-----|-----------------|
| 381 | 1940 (11 games) | 610 | 1944 (10 games) |
| 555 | 2014 (16 games) | 631 | 2016 (16 games) |
| 567 | 1941 (11 games) | | |

Most Yards, Kickoff Returns, Game

| | |
|-----|-------------------------------------|
| 258 | at Dallas Cowboys, Oct. 3, 1993 |
| 256 | vs. Minnesota, Oct. 5, 1998 |
| 245 | vs. New York Giants, Sept. 19, 1971 |
| 244 | vs. Chicago Bears, Oct. 7, 1956 |
| 234 | at Chicago Bears, Dec. 7, 1980 |

Most Yards, Kickoff Returns, Both Teams, Game

| | |
|-----|--|
| 427 | GB (245) vs. N.Y. Giants (182), Sept. 19, 1971 |
| 410 | GB (106) at Chicago Bears (304), Nov. 9, 1952 |
| 407 | GB (163) vs. Detroit (244), Sept. 6, 1998 |
| 401 | GB (208) vs. Washington (193), Oct. 17, 1983 |
| 379 | GB (180) at Chicago Bears (199), Nov. 6, 1955 |

AVERAGE YARDAGE, KICKOFF RET.

Highest Average, Kickoff Returns, Season

| | |
|-------|--------------------------------|
| 26.98 | 1967 (46 returns, 1,241 yards) |
| 26.66 | 1971 (58 returns, 1,546 yards) |
| 26.27 | 1961 (41 returns, 1,077 yards) |
| 25.78 | 1998 (60 returns, 1,547 yards) |
| | 1964 (45 returns, 1,160 yards) |

Lowest Average, Kickoff Returns, Season

| | |
|-------|--------------------------------|
| 16.95 | 1983 (79 returns, 1,339 yards) |
| 17.49 | 1987 (59 returns, 1,032 yards) |
| 17.96 | 1989 (69 returns, 1,239 yards) |
| 18.38 | 1981 (58 returns, 1,066 yards) |
| 18.45 | 1988 (64 returns, 1,181 yards) |

TOUCHDOWNS, KICKOFF RETURNS

Most Touchdowns, Kickoff Returns, Season

| | |
|----|-----------------|
| *4 | 1967 (14 games) |
| 2 | 1969 (14 games) |
| | 1970 (14 games) |
| | 1971 (14 games) |
| | 1998 (16 games) |

Most Touchdowns, Kickoff Returns, Game

*2 vs. Cleveland Browns, Nov. 12, 1967
1 Several times, last:
vs. New Orleans, Sept. 8, 2011

Most TD, Kickoff Returns, Both Teams, Game

| | |
|---|---|
| 2 | GB (0) vs. Chicago Bears (2), Sept. 22, 1940 |
| | GB (0) at Chicago Bears (2), Nov. 9, 1952 |
| | GB (2) vs. Cleveland Browns (0), Nov. 12, 1967 |
| | GB (0) at Los Angeles Rams (2), Nov. 24, 1985 |
| | GB (1) vs. Detroit (1), Sept. 6, 1998 (consec.) |

* — holds or shares NFL record



Packers, 1943

FUMBLES

Most Fumbles, Season

| | |
|--------------------|--------------------|
| 44 1988 (16 games) | 40 1952 (12 games) |
| 42 1992 (16 games) | 39 1985 (16 games) |
| 41 1991 (16 games) | |

Fewest Fumbles, Season

| | |
|--------------------|--------------------|
| 11 1944 (10 games) | 16 1939 (11 games) |
| 13 1942 (11 games) | 2012 (16 games) |
| 15 1943 (10 games) | 17 1984 (16 games) |
| 2011 (16 games) | |

Most Fumbles, Game

| |
|---------------------------------|
| 8 at Philadelphia, Dec. 1, 1974 |
| at Tampa Bay, Dec. 7, 1998 |
| 7 Seven times, last: |
| vs. Cincinnati, Sept. 20, 1992 |

Most Fumbles, Both Teams, Game

| |
|---|
| 13 GB (7) vs. Detroit (6), Oct. 6, 1985 |
| 12 GB (6) at Detroit (6), Nov. 24, 1955 |
| GB (4) vs. Detroit (8), Dec. 6, 1992 |
| 11 Five times, last: |
| GB (6) vs. Seattle (5), Nov. 1, 1999 |

FUMBLES LOST

Most Fumbles Lost, Season

| | |
|--------------------|--------------------|
| 31 1952 (12 games) | 24 1978 (16 games) |
| 26 1988 (16 games) | 23 1976 (14 games) |
| 25 1955 (12 games) | |



Fritz Shurmur

Fewest Fumbles Lost, Season

| | |
|-------------------|-------------------|
| 6 1943 (10 games) | 7 1939 (11 games) |
| 1995 (16 games) | 1944 (10 games) |
| 2011 (16 games) | 1945 (10 games) |
| | 1984 (16 games) |
| | 2014 (16 games) |

Most Fumbles Lost, Game

| |
|--------------------------------------|
| 6 at Detroit, Nov. 27, 1952 |
| 5 at Chicago Bears, Nov. 6, 1955 |
| at Detroit, Nov. 24, 1955 |
| vs. Los Angeles Rams, Sept. 25, 1966 |
| at Philadelphia, Dec. 1, 1974 |

Most Fumbles Lost, Both Teams, Game

| |
|--|
| 10 GB (5) at Detroit (5), Nov. 24, 1955 |
| 9 GB (4) at Chicago Bears (5), Oct. 27, 1935 |
| GB (4) at Chicago Bears (5), Nov. 9, 1947 |
| 8 GB (3) at Chicago Cardinals (5), Nov. 10, 1946 |
| GB (3) vs. Baltimore Colts (5), Sept. 29, 1963 |

FUMBLES RECOVERED

Most Opponent Fumbles Recovered, Season

| | |
|--------------------|--------------------|
| 28 1946 (11 games) | 24 1981 (16 games) |
| 27 1975 (14 games) | 1987 (15 games) |
| 25 1964 (14 games) | |
| 1985 (16 games) | |

Fewest Opponent Fumbles Recovered, Season

| | |
|--------------------|-------------------|
| *3 1995 (16 games) | 7 1940 (11 games) |
| 5 2012 (16 games) | 1969 (14 games) |
| 6 2008 (16 games) | 2000 (16 games) |
| | 2004 (16 games) |
| | 2011 (16 games) |

Most Opponent Fumbles Recovered, Game

| |
|--------------------------------|
| 6 at Pittsburgh, Nov. 23, 1941 |
| at San Diego, Sept. 24, 1978 |
| 5 Eight times, last: |
| vs. Seattle, Oct. 15, 1978 |

TOUCHDOWNS, FUMBLE RECOVERIES

Most TDs, Opponent Fumbles Recovered, Season

| |
|--|
| 3 2004, 2007 |
| 2 1964, 1983, 1997, 1998, 1999, 2004, 2013 |

Most TDs, Opponent Fumbles Recovered, Game

| |
|-------------------------------------|
| *2 at Dallas Cowboys, Nov. 29, 1964 |
| vs. St. Louis Rams, Nov. 29, 2004 |

Most TDs, Opponent Fumbles Recovered, Game, Both Teams

| |
|--|
| *3 GB (2) at Dallas Cowboys (1), Nov. 29, 1964 |
|--|

TURNOVERS

Most Turnovers, Season

| | |
|---------|---------------|
| 57 1950 | 50 1983, 1988 |
| 56 1952 | 48 1948, 1953 |

Fewest Turnovers, Season

| | |
|---------------|---------------|
| 13 2014 | 17 2015, 2016 |
| 14 2011 | 19 1972 |
| 16 2009, 2012 | |

Most Turnovers, Game

| |
|-------------------------------------|
| 9 vs. Chicago Bears, Sept. 22, 1940 |
| vs. Los Angeles Rams, Nov. 12, 1950 |
| vs. Detroit, Oct. 26, 1952 |
| 8 at Cleveland Rams, Nov. 11, 1945 |
| vs. New York Giants, Nov. 21, 1948 |
| at Detroit, Nov. 27, 1952 |
| vs. Chicago Bears, Sept. 24, 1967 |

Most Turnovers, Both Teams, Game

| |
|---|
| 14 GB (4) at Detroit (10), Oct. 24, 1943 |
| GB (4) at Chicago Cardinals (10), Nov. 10, 1946 |
| GB (9) vs. L.A. Rams (5), Nov. 12, 1950 |
| 13 Several times, last: |
| GB (2) at San Diego (11), Sept. 24, 1978 |

PENALTIES

Seasons Leading League, Fewest Penalties

| |
|--------------------------------|
| 6 1955-56, 1966-67, 1974, 2011 |
|--------------------------------|

Most Consec. Seasons Leading League, Fewest Penalties

| |
|--------------------|
| 2 1955-56, 1966-67 |
|--------------------|

Fewest Penalties, Season

| | |
|---------|---------------|
| 38 1942 | 42 1956, 1982 |
| 41 1955 | 43 1957 |

Most Penalties, Season

| | |
|----------|----------|
| 135 1987 | 118 2009 |
| 128 1986 | 116 2004 |
| 119 2005 | |

Fewest Penalties, Game

| |
|--------------------------------------|
| *0 vs. New York Giants, Oct. 1, 1933 |
| at Chicago Cardinals, Nov. 29, 1934 |
| at Detroit, Nov. 17, 1935 |
| vs. Chicago Bears, Sept. 18, 1938 |
| at Cleveland Rams, Nov. 26, 1939 |
| at Chicago Bears, Nov. 15, 1942 |
| at San Francisco, Dec. 14, 1963 |
| vs. Baltimore Colts, Sept. 20, 1964 |
| vs. Minnesota, Nov. 27, 1977 |
| vs. Tampa Bay, Nov. 25, 1990 |
| vs. Chicago Bears, Dec. 25, 2011 |
| vs. Chicago Bears, Nov. 4, 2013 |

* — holds or shares NFL record

Most Penalties, Game

| | |
|----|---|
| 18 | at Chicago Bears, Sept. 27, 2010 |
| 17 | vs. Boston Yanks, Oct. 21, 1945 |
| 16 | vs. Chicago Bears, Nov. 8, 1987 |
| 15 | vs. Los Angeles Rams, Oct. 5, 1947 |
| 14 | vs. San Francisco, Oct. 26, 1986 at Detroit, Nov. 27, 1986 at New York Giants, Dec. 20, 1986 vs. Tampa Bay, Nov. 1, 1987 at Detroit, Sept. 11, 2005 |

Fewest Penalties, Both Teams, Game

| | |
|--------|---|
| 1 | GB (0) at Detroit (1), Nov. 17, 1935 |
| GB (1) | at Chicago Cardinals (0), Nov. 28, 1935 |
| GB (0) | at San Francisco (1), Dec. 14, 1963 |
| GB (1) | vs. Baltimore Colts (0), Sept. 10, 1966 |
| GB (1) | at Carolina (0), Dec. 14, 1997 |

Most Penalties, Both Teams, Game

| | |
|----|--|
| 33 | GB (11) vs. Brooklyn Tigers (22), Sept. 17, 1944 |
| 28 | GB (11) vs. Seattle (17), Oct. 21, 1984 |
| 27 | GB (17) vs. Boston Yanks (10), Oct. 21, 1945 |
| 26 | GB (13) at Oakland (13), Oct. 24, 1976 |
| 25 | GB (11) at Los Angeles Rams (14), Sept. 20, 1981 GB (13) at Minnesota (12), Nov. 17, 2002 |

YARDS PENALIZED**Fewest Yards Penalized, Season**

| | | | |
|-----|------|-----|------|
| 250 | 1938 | 295 | 1935 |
| 259 | 1939 | | 1940 |
| 291 | 1937 | | |

Most Yards Penalized, Season

| | | | |
|-------|------|-------|------|
| 1,103 | 1987 | 1,006 | 2007 |
| 1,057 | 2009 | 984 | 2008 |
| 1,019 | 1947 | | |

Fewest Yards Penalized, Game

| | |
|----|--|
| *0 | vs. New York Giants, Oct. 1, 1933 at Chicago Cardinals, Nov. 29, 1934 at Detroit, Nov. 17, 1935 vs. Chicago Bears, Sept. 18, 1938 at Cleveland Rams, Nov. 26, 1939 at Chicago Bears, Nov. 15, 1942 at San Francisco, Dec. 14, 1963 vs. Baltimore Colts, Sept. 20, 1964 vs. Minnesota, Nov. 27, 1977 vs. Tampa Bay, Nov. 25, 1990 vs. Chicago Bears, Dec. 25, 2011 vs. Chicago Bears, Nov. 4, 2013 |
|----|--|

Most Yards Penalized, Game

| | |
|-----|--|
| 184 | vs. Boston Yanks, Oct. 21, 1945 |
| 175 | vs. Baltimore Ravens, Dec. 7, 2009 |
| 152 | at Chicago Bears, Sept. 27, 2010 |
| 151 | at Oakland, Oct. 24, 1976 |
| 146 | vs. Detroit, Oct. 3, 1948 at Los Angeles Rams, Dec. 3, 1950 |

Fewest Yards Penalized, Both Teams, Game

| | |
|---------|---|
| 5 | GB (0) at Detroit (5), Nov. 17, 1935 |
| GB (0) | at San Francisco (5), Dec. 14, 1963 |
| GB (5) | vs. Baltimore Colts (0), Sept. 10, 1966 |
| 10 | GB (10) at New York Giants (0), Nov. 11, 1934 |
| GB (5) | at Philadelphia (5), Dec. 8, 1935 |
| GB (10) | at Boston Redskins (0), Nov. 8, 1936 |
| GB (5) | at Los Angeles Rams (5), Dec. 16, 1962 |
| GB (10) | at Carolina (0), Dec. 14, 1997 |

Most Yards Penalized, Both Teams, Game (Since 1935)

| | |
|-----|---|
| 310 | GB (175) vs. Baltimore Ravens (135), Dec. 7, 2009 |
| 309 | GB (184) vs. Boston Yanks (125), Oct. 21, 1945 |
| 270 | GB (151) at Oakland (119), Oct. 24, 1976 |
| 269 | GB (146) at Los Angeles Rams (123), Dec. 3, 1950 |
| 264 | GB (94) vs. Brooklyn Tigers (170), Sept. 17, 1944 |

* — holds or shares NFL record

DEFENSIVE RECORDS**SCORING****Seasons Leading League, Fewest Points Allowed**

7 1929, 1935, 1947, 1962, 1965-66, 1996

Most Cons. Seasons Leading League, Fewest Points Allowed

2 1965-66

Fewest Points Allowed, Season

| | | | |
|----|-----------------|----|-----------------|
| 22 | 1929 (13 games) | 43 | 1927 (10 games) |
| 34 | 1923 (10 games) | 54 | 1922 (10 games) |
| 38 | 1924 (11 games) | | |

Fewest Points Allowed, 16-Game Season

| | | | |
|-----|------|-----|------|
| 210 | 1996 | 269 | 1978 |
| 240 | 2010 | 282 | 1993 |
| 266 | 2001 | | 1997 |

Most Points Allowed, Season

| | | | |
|-----|-----------------|-----|-----------------|
| 439 | 1983 (16 games) | 406 | 1950 (12 games) |
| 428 | 2013 (16 games) | 382 | 1958 (12 games) |
| 418 | 1986 (16 games) | | |

Most Points Allowed, Game

| | |
|----|---|
| 61 | at Chicago Bears, Dec. 7, 1980 |
| 56 | at Baltimore Colts, Nov. 2, 1958 |
| 55 | at New York Giants, Dec. 20, 1986 |
| 52 | at Detroit, Nov. 22, 1951 vs. Detroit, Oct. 26, 1952 |

Fewest Points Allowed, Shutout Loss

*2 vs. Chicago Bears, Sept. 18, 1938

Fewest Touchdowns Allowed, Season (Since 1932)

| | | | |
|----|-----------------|------|-----------------|
| 8 | 1932 (14 games) | 14 | 1933 (13 games) |
| 13 | 1935 (12 games) | 1934 | (13 games) |
| | | 1936 | (12 games) |

Fewest Touchdowns Allowed, 16-Game Season

| | | | |
|----|------|----|------|
| 19 | 1996 | 28 | 2001 |
| 24 | 2010 | 30 | 1997 |
| 27 | 1993 | | |

Most Touchdowns Allowed, Season

| | |
|------|-----------------|
| 56 | 1950 (12 games) |
| 55 | 1983 (16 games) |
| 52 | 1986 (16 games) |
| 51 | 2013 (16 games) |
| 50 | 1958 (12 games) |
| 1951 | (12 games) |

Most Touchdowns Allowed, Game

| | |
|---|--|
| 9 | at Chicago Bears, Dec. 7, 1980 |
| 8 | at Baltimore Colts, Nov. 2, 1958 |
| 7 | Several times, last: at New Orleans, Nov. 24, 2008 |

FIRST DOWNS ALLOWED**Fewest First Downs Allowed, Season**

| | | | |
|-----|-----------------|-----|-----------------|
| 96 | 1935 (12 games) | 113 | 1939 (11 games) |
| 110 | 1937 (11 games) | | |

Fewest First Downs Allowed, 16-Game Season

| | | | |
|-----|------|-----|------|
| 246 | 1998 | 270 | 2010 |
| 248 | 1996 | 272 | 2009 |
| 261 | 1993 | | |

Most First Downs Allowed, Season

| | | | |
|-----|-----------------|-----|-----------------|
| 366 | 1983 (16 games) | 330 | 2013 (16 games) |
| 358 | 2011 (16 games) | 327 | 1979 (16 games) |
| 339 | 2014 (16 games) | | |

Fewest First Downs Allowed, Game

| | |
|----|---|
| *0 | vs. New York Giants, Oct. 1, 1933 |
| 2 | at Chicago Bears, Dec. 10, 1933 vs. Chicago Cardinals, Nov. 18, 1934 |
| 3 | vs. Minnesota, Dec. 21, 2006 |
| 5 | vs. Tampa Bay, Dec. 1, 1985 at Detroit, Oct. 17, 2004 |

PACKERS VS. NFL AT LAMBEAU FIELD (233-121-5, .657)

| | | | | | | | | | | | | | | |
|--------------------|--------|----|---|-------|----------------------|--------|----|---|------|-------------------------|--------|---|---|------|
| Ari./StL Cardinals |7 | 0 | 0 | 1.000 | Houston Texans |1 | 1 | 0 | .500 | Oakland/L.A. Raiders |4 | 3 | 0 | .571 |
| Atlanta Falcons |7 | 4 | 0 | .636 | Ind./Bal. Colts |7 | 4 | 0 | .636 | Philadelphia Eagles |9 | 5 | 0 | .643 |
| Baltimore Ravens |3 | 3 | 0 | 1.000 | Jacksonville Jaguars |1 | 1 | 0 | .500 | Pittsburgh Steelers |2 | 4 | 0 | .333 |
| Buffalo Bills |3 | 1 | 0 | .750 | Kansas City Chiefs |1 | 3 | 0 | .250 | San Diego Chargers |4 | 1 | 0 | .800 |
| Carolina Panthers |4 | 2 | 0 | .667 | L.A./StL Rams |10 | 5 | 0 | .667 | San Francisco 49ers |12 | 5 | 0 | .706 |
| Chicago Bears |34 | 24 | 0 | .586 | Miami Dolphins |2 | 3 | 0 | .400 | Seattle Seahawks |8 | 1 | 0 | .889 |
| Cincinnati Bengals |4 | 1 | 0 | .800 | Minnesota Vikings |23 | 18 | 2 | .558 | Tampa Bay Buccaneers |16 | 5 | 0 | .762 |
| Cleveland Browns |3 | 1 | 0 | .750 | New England Patriots |2 | 1 | 0 | .667 | Ten. Titans/Hou. Oilers |2 | 4 | 0 | .333 |
| Dallas Cowboys |9 | 2 | 0 | .818 | New Orleans Saints |4 | 1 | 0 | .800 | Washington Redskins |6 | 2 | 0 | .750 |
| Denver Broncos |4 | 0 | 0 | 1.000 | New York Giants |6 | 5 | 0 | .545 | | | | | |
| Detroit Lions |33 | 11 | 3 | .744 | New York Jets |2 | 3 | 0 | .400 | | | | | |

NOTE: Figures include regular-season and postseason contests.



Phil Bengtson

Fewest First Downs Allowed, Rushing, Season

| | |
|--------------------|-------------------|
| 40 1939 (12 games) | 58 1982 (9 games) |
| 56 1944 (10 games) | |

Most First Downs Allowed, Rushing, Season

| | |
|---------------------|---------------------|
| 171 1983 (16 games) | 140 1977 (14 games) |
| 162 1979 (16 games) | 1981 (16 games) |

Fewest First Downs Allowed, Rushing, Game

- *0 vs. New York Giants, Oct. 1, 1933
at Philadelphia, Nov. 11, 1962
vs. Detroit, Dec. 3, 1972
vs. Chicago Bears, Dec. 11, 1994
- 1 Several times, last:
at San Francisco, Oct. 4, 2015

Fewest First Downs Allowed, Passing, Season

| | |
|--------------------|--------------------|
| 49 1941 (11 games) | 53 1940 (11 games) |
| 1944 (10 games) | |

Most First Downs Allowed, Passing, Season

| | |
|---------------------|---------------------|
| 246 2011 (16 games) | 196 2014 (16 games) |
| 227 2016 (16 games) | 191 2012 (16 games) |

Fewest First Downs Allowed, Passing, Game

- *0 vs. Chicago Bears, Sept. 25, 1932
vs. New York Giants, Oct. 2, 1932
vs. New York Giants, Oct. 1, 1933
vs. Chicago Cardinals, Nov. 18, 1934
vs. Chicago Bears, Sept. 28, 1941
at New York Giants, Nov. 19, 1944

Fewest First Downs Allowed, By Penalty, Season

| | |
|-------------------|-------------------|
| 4 1943 (10 games) | 7 1955 (12 games) |
| 6 1940 (11 games) | 1967 (14 games) |

Most First Downs Allowed, By Penalty, Season

| | |
|--------------------|--------------------|
| 44 2007 (16 games) | 34 2012 (16 games) |
| 36 2009 (16 games) | 33 2008 (16 games) |
| 34 2004 (16 games) | |

NET YARDS RUSHING AND PASSING

Fewest Yards Allowed, Season

| | |
|-----------------------|-----------------------|
| 1,913 1933 (13 games) | 2,299 1937 (11 games) |
| 2,091 1935 (12 games) | |

Most Yards Allowed, Season

| | |
|-----------------------|-----------------------|
| 6,585 2011 (16 games) | 5,956 2013 (16 games) |
| 6,403 1983 (16 games) | |

Fewest Yards Allowed, Game

- 33 at Boston Yanks, Nov. 18, 1945
- 50 vs. Chicago Cardinals, Nov. 18, 1934
- 54 at Philadelphia, Nov. 11, 1962

Most Yards Allowed, Game

- 611 at Los Angeles Rams, Dec. 16, 1956
- 599 at Los Angeles Rams, Dec. 8, 1957
- 594 at Chicago Bears, Dec. 7, 1980

RUSHING DEFENSE

Fewest Attempts Allowed, Rushing, Season

| | |
|---------------------|---------------------|
| 275 1982 (9 games) | 350 1943 (10 games) |
| 333 1939 (11 games) | 1960 (12 games) |

Most Attempts Allowed, Rushing, Season

| | |
|---------------------|---------------------|
| 639 1979 (16 games) | 597 1983 (16 games) |
| 620 1978 (16 games) | |

Fewest Yards Allowed, Rushing, Season

| | |
|-----------------------|-----------------------|
| 932 1982 (9 games) | 1,112 1943 (10 games) |
| 1,040 1940 (11 games) | |

Most Yards Allowed, Rushing, Season

| | |
|-----------------------|-----------------------|
| 2,885 1979 (16 games) | 2,619 1956 (12 games) |
| 2,641 1983 (16 games) | |

* — holds or shares NFL record

CARRIED OFF THE FIELD

The Packers won six NFL championships under Curly Lambeau, but it wasn't until four years after his departure that the team's players carried their head coach off the field on their shoulders, joyous in victory.

A beleaguered Gene Ronzani, Lambeau's successor, was lifted off the ground and carried to the entrance of the locker room at Memorial Stadium after the Packers had beaten the Baltimore Colts, 35-24, in a Saturday night game played Nov. 2, 1953. Ronzani was less than a month away from being fired.

Six years later, the Packers carried Vince Lombardi off the field following his first game as head coach of the Packers, a 9-6 victory over the Chicago Bears at what was then called new City Stadium.

The Packers practically made a habit of carrying Lombardi off the field following momentous victories during his glorious reign. They did so at least four more times: After he won his first NFL Championship Game in 1961; after he won his third title against the Cleveland Browns in 1965; after he won his fourth title in Dallas on Jan. 1, 1967; and after he won Super Bowl II, his last game as Packers coach.

Nearly 30 years later, the Packers carried Mike Holmgren off the field following a 35-21 win over New England in Super Bowl XXXI at the Louisiana Superdome.



Fewest Yards Allowed, Rushing, Game

- 7 vs. Philadelphia, Sept. 15, 1940
- 12 at Boston Yanks, Nov. 18, 1945
- at Chicago Cardinals, Nov. 10, 1946
- 13 vs. Carolina, Dec. 12, 1999
- at Chicago Bears, Sept. 25, 2011

Fewest Touchdowns Allowed, Rushing, Season (Since 1932)

- 4 1932
- 1933
- 1962

Most Touchdowns Allowed, Rushing, Season

- 28 1983
- 24 1950
- 1953
- 1958

Most Touchdowns Allowed, Rushing, Game

- 5 at Chicago Bears, Nov. 6, 1955
- at Chicago Bears, Dec. 7, 1980
- vs. Carolina Panthers, Nov. 30, 2008
- 4 Several times, last: at Houston Oilers, Sept. 4, 1983

PASSING DEFENSE

Seasons Leading League, Fewest Yards Allowed

*10 1947-48, 1962, 1964-68, 1996, 2005

Most Consecutive Seasons Leading League, Fewest Yards Allowed

*5 1964-68

Fewest Attempts Allowed, Passing, Season

- 173 1934 (13 games) 191 1935 (12 games)
- 179 1933 (13 games)

Most Attempts Allowed, Passing, Season

- 637 2011 (16 games) 605 1994 (16 games)
- 616 1995 (16 games)

Fewest Completions Allowed, Season

- 48 1933 (13 games) 61 1935 (12 games)
- 56 1934 (13 games)

Fewest Completions Allowed, Game

- *0 vs. Chicago Cardinals, Nov. 18, 1934
- 1 Several times, last: at New York Giants, Nov. 19, 1944

Most Completions Allowed, Season

- 390 2011 (16 games) 351 1995 (16 games)
- 370 2016 (16 games) 341 2001 (16 games)

Fewest Yards Allowed, Net Passing, Season

- 676 1934 (13 games) 837 1935 (12 games)
- 711 1933 (13 games)

Most Yards Allowed, Net Passing, Season

- *4,796 2011 (16 games) 3,956 2013 (16 games)
- 4,308 2016 (16 games) 3,762 1983 (16 games)

Fewest Yards Allowed, Net Passing, Game

- 6 at Chicago Cardinals, Nov. 29, 1934
- 1 vs. Dallas Cowboys, Oct. 24, 1965
- 0 vs. Chicago Cardinals, Nov. 18, 1934

Most Yards Allowed, Net Passing, Game

- 502 vs. Detroit, Jan. 1, 2012
- 488 vs. San Diego, Oct. 18, 2015
- 472 at Pittsburgh, Dec. 20, 2009

Lowest Completion Percentage Allowed, Season

- 26.82 1933 (179 att., 48 comp.)
- 31.94 1935 (191 att., 61 comp.)
- 32.37 1934 (173 att., 56 comp.)

Highest Completion Percentage Allowed, Season

- 64.80 2016 (571 att., 370 comp.)
- 63.45 1989 (476 att., 302 comp.)
- 61.60 2013 (539 att., 332 comp.)

Fewest Touchdowns Allowed, Passing, Season (Since 1932)

- 3 1932 (14 games) 6 1938 (11 games)
- 1934 (13 games) 1946 (11 games)

Most Touchdowns Allowed, Passing, Season

- 33 2004 (16 games) 31 1986 (16 games)
- 32 2016 (16 games) 29 2009, 2011 (16 games)

Most Touchdowns Allowed, Passing, Game

- 6 at Minnesota, Sept. 28, 1986

SACKS BY

First recorded as team statistic in 1963

Most Sacks, Season

- 52 2001 (16 games) 48 1978 (16 games)
- 50 1998 (16 games) 1985 (16 games)

Fewest Sacks, Season

- 19 1971 (14 games) 25 1973 (14 games)
- 20 1982 (9 games)

Most Sacks, Game

- 9 vs. Dallas Cowboys, Oct. 24, 1965
- vs. San Francisco, Nov. 1, 1998
- at Chicago Bears, Jan. 2, 2005
- 8 Several times, last: vs. Los Angeles Raiders, Dec. 26, 1993

* — holds or shares NFL record

PACKERS IN NFL RANKINGS, 1932-2016

| Year | OFFENSE | | | DEFENSE | | | NFL Teams | Year | OFFENSE | | | DEFENSE | | | NFL Teams | | | | | | | | |
|------|---------|----|----|---------|----|----|-----------|------|---------|----|----|---------|----|----|-----------|------|----|----|----|----|----|----|----|
| | Tot | Ru | Pa | Tot | Ru | Pa | Year | | Tot | Ru | Pa | Tot | Ru | Pa | Teams | | | | | | | | |
| 2016 | 8 | 20 | 7 | 22 | 8 | 31 | 32 | 1987 | 22 | 18 | 25 | 14 | 18 | 13 | 28 | 1958 | 11 | 10 | 8 | 11 | 11 | 10 | 12 |
| 2015 | 23 | 12 | 25 | 15 | 21 | 6 | 32 | 1986 | 18 | 23 | 14 | 12 | 21 | 5 | 28 | 1957 | 9 | 11 | 6 | 11 | 11 | 10 | 12 |
| 2014 | 6 | 11 | 8 | 15 | 23 | 10 | 32 | 1985 | 12 | 11 | 15 | 12 | 16 | 13 | 28 | 1956 | 5 | 10 | 2 | 12 | 12 | 9 | 12 |
| 2013 | 3 | 7 | 6 | 25 | 25 | 24 | 32 | 1984 | 6 | 13 | 9 | 16 | 20 | 8 | 28 | 1955 | 7 | 5 | 8 | 6 | 12 | 4 | 12 |
| 2012 | 13 | 20 | 9 | 11 | 17 | 11 | 32 | 1983 | 2 | 21 | 2 | 28 | 26 | 24 | 28 | 1954 | 8 | 8 | 9 | 10 | 9 | 8 | 12 |
| 2011 | 3 | 27 | 3 | 32 | 14 | 32 | 32 | 1982 | 12 | 12 | 14 | 8 | 6 | 12 | 28 | 1953 | 9 | 6 | 10 | 9 | 9 | 7 | 12 |
| 2010 | 9 | 24 | 5 | 5 | 18 | 5 | 32 | 1981 | 23 | 26 | 14 | 9 | 19 | 10 | 28 | 1952 | 5 | 9 | 2 | 7 | 5 | 6 | 12 |
| 2009 | 6 | 14 | 7 | 2 | 1 | 5 | 32 | 1980 | 14 | 22 | 8 | 25 | 24 | 23 | 28 | 1951 | 6 | 12 | 2 | 11 | 10 | 10 | 12 |
| 2008 | 8 | 17 | 8 | 20 | 26 | 12 | 32 | 1979 | 25 | 21 | 16 | 23 | 28 | 13 | 28 | 1950 | 12 | 9 | 11 | 11 | 7 | 13 | 13 |
| 2007 | 2 | 21 | 2 | 11 | 14 | 12 | 32 | 1978 | 24 | 24 | 23 | 19 | 22 | 16 | 28 | 1949 | 9 | 4 | 10 | 7 | 8 | 5 | 10 |
| 2006 | 9 | 23 | 8 | 12 | 13 | 17 | 32 | 1977 | 27 | 27 | 22 | 18 | 24 | 5 | 28 | 1948 | 9 | 5 | 9 | 5 | 7 | 1 | 10 |
| 2005 | 18 | 30 | 7 | 7 | 23 | 1 | 32 | 1976 | 26 | 24 | 21 | 14 | 20 | 5 | 28 | 1947 | 4 | 2 | 7 | 1 | 5 | 1 | 10 |
| 2004 | 3 | 10 | 3 | 25 | 14 | 25 | 32 | 1975 | 23 | 26 | 18 | 16 | 22 | 10 | 26 | 1946 | 8 | 1 | 10 | 3 | 7 | 2 | 10 |
| 2003 | 4 | 3 | 16 | 17 | 10 | 23 | 32 | 1974 | 21 | 19 | 17 | 6 | 8 | 7 | 26 | 1945 | 5 | 5 | 6 | 10 | 8 | 10 | 10 |
| 2002 | 12 | 12 | 10 | 12 | 21 | 3 | 32 | 1973 | 25 | 12 | 24 | 10 | 13 | 11 | 26 | 1944 | 2 | 4 | 4 | 5 | 4 | 4 | 10 |
| 2001 | 6 | 21 | 3 | 12 | 16 | 15 | 31 | 1972 | 22 | 7 | 25 | 2 | 2 | 8 | 26 | 1943 | 2 | 3 | 2 | 4 | 3 | 4 | 8 |
| 2000 | 15 | 23 | 8 | 15 | 8 | 19 | 31 | 1971 | 16 | 4 | 24 | 13 | 10 | 17 | 26 | 1942 | 2 | 5 | 1 | 8 | 7 | 7 | 10 |
| 1999 | 9 | 21 | 7 | 19 | 22 | 18 | 31 | 1970 | 23 | 16 | 24 | 16 | 19 | 13 | 26 | 1941 | 2 | 3 | 2 | 5 | 5 | 6 | 10 |
| 1998 | 5 | 25 | 3 | 4 | 4 | 10 | 30 | 1969 | 11 | 8 | 11 | 4 | 12 | 4 | 16 | 1940 | 1 | 2 | 3 | 3 | 3 | 8 | 10 |
| 1997 | 4 | 12 | 3 | 7 | 20 | 8 | 30 | 1968 | 10 | 10 | 10 | 3 | 9 | 1 | 16 | 1939 | 3 | 3 | 2 | 6 | 3 | 9 | 10 |
| 1996 | 5 | 11 | 5 | 1 | 4 | 1 | 30 | 1967 | 9 | 2 | 11 | 1 | 13 | 1 | 16 | 1938 | 1 | 3 | 2 | 6 | 3 | 8 | 10 |
| 1995 | 7 | 26 | 3 | 14 | 7 | 21 | 30 | 1966 | 8 | 8 | 6 | 3 | 6 | 1 | 15 | 1937 | 1 | 3 | 2 | 6 | 3 | 8 | 10 |
| 1994 | 9 | 19 | 9 | 6 | 3 | 15 | 28 | 1965 | 12 | 10 | 11 | 3 | 13 | 1 | 14 | 1936 | 3 | 4 | 1 | 3 | 3 | 8 | 9 |
| 1993 | 19 | 22 | 18 | 2 | 8 | 7 | 28 | 1964 | 5 | 1 | 12 | 1 | 3 | 1 | 14 | 1935 | 2 | 3 | 1 | 5 | 4 | 2 | 9 |
| 1992 | 15 | 21 | 9 | 23 | 16 | 23 | 28 | 1963 | 6 | 2 | 7 | 2 | 3 | 2 | 14 | 1934 | 6 | 7 | 1 | 6 | 5 | 8 | 11 |
| 1991 | 24 | 22 | 19 | 10 | 7 | 17 | 28 | 1962 | 4 | 1 | 10 | 2 | 5 | 1 | 14 | 1933 | 4 | 5 | 3 | 2 | 4 | 3 | 10 |
| 1990 | 20 | 26 | 8 | 22 | 20 | 22 | 28 | 1961 | 4 | 1 | 9 | 6 | 7 | 4 | 14 | 1932 | 4 | 3 | 3 | | | | 8 |
| 1989 | 6 | 26 | 5 | 16 | 19 | 13 | 28 | 1960 | 4 | 2 | 7 | 8 | 3 | 10 | 13 | | | | | | | | |
| 1988 | 24 | 26 | 13 | 7 | 20 | 5 | 28 | 1959 | 6 | 3 | 8 | 3 | 7 | 2 | 12 | | | | | | | | |

Most Opponent Yards Lost Attempting to Pass, Season+

| | | | |
|-----|-----------------|-----|-----------------|
| 443 | 1952 (12 games) | 383 | 1985 (16 games) |
| 386 | 1978 (16 games) | | |

+—since 1947

Fewest Opponent Yards Lost Attempting to Pass, Season+

| | | | |
|----|-----------------|----|-----------------|
| 75 | 1956 (12 games) | 80 | 1955 (12 games) |
| 78 | 1958 (12 games) | | |

+—since 1947

INTERCEPTIONS BY**Seasons Leading League**

| | |
|----|---|
| 10 | 1940, 1942-43, 1947, 1955, 1957, 1962, 1965, 2009, 2011 |
|----|---|

Most Consecutive Seasons Leading League

| | |
|---|---------|
| 2 | 1942-43 |
|---|---------|

Most Passes Intercepted By, Season

| | | | |
|----|-----------------|----|-----------------|
| 42 | 1943 (10 games) | 33 | 1942 (11 games) |
| 40 | 1940 (11 games) | | |



Henry Jordan, Willie Davis

Fewest Passes Intercepted By, Season

| | |
|----|-----------------|
| 8 | 2004 (16 games) |
| 10 | 2005 (16 games) |
| 11 | 1976 (14 games) |
| 11 | 2013 (16 games) |
| 12 | 1960 (12 games) |
| | 1982 (9 games) |

Most Passes Intercepted By, Game

| | |
|----|-------------------------------------|
| *9 | at Detroit, Oct. 24, 1943 |
| 7 | at Cleveland Rams, Oct. 30, 1938 |
| | at Cleveland Rams, Nov. 8, 1942 |
| | at Cleveland Rams, Nov. 12, 1944 |
| | vs. Los Angeles Rams, Oct. 17, 1948 |

Most Touchdowns, Returning Interceptions, Season

| | |
|---|-----------------|
| 6 | 1966 (14 games) |
| | 2008 (16 games) |

Most Touchdowns, Returning Interceptions, Game

| | |
|---|--------------------------------------|
| 2 | vs. New York Giants, Sept. 29, 1935 |
| | at Pittsburgh Pirates, Nov. 24, 1935 |
| | vs. Detroit, Oct. 7, 1945 |
| | vs. Chicago Bears, Oct. 1, 1950 |
| | vs. Baltimore Colts, Sept. 10, 1966 |
| | vs. Atlanta, Oct. 23, 1966 |
| | vs. New Orleans, Dec. 2, 1973 |
| | vs. New Orleans, Oct. 9, 2005 |
| | at Chicago Bears, Dec. 31, 2006 |
| | at Detroit, Sept. 14, 2008 |
| | vs. Indianapolis, Oct. 19, 2008 |
| | at San Diego, Nov. 6, 2011 |

Most Touchdowns, Returning Interceptions, Both Teams, Game

| | |
|---|---|
| 3 | GB (0) at Baltimore Colts (3), Nov. 5, 1950 |
| 2 | Several times, last: |
| | GB (2) at San Diego (0), Nov. 6, 2011 |

PUNT RETURNS**Fewest Opponent Punt Returns, Season**

| | | | |
|----|-----------------|----|-----------------|
| 13 | 1967 (14 games) | 18 | 1944 (10 games) |
| 16 | 2016 (16 games) | | 1969 (14 games) |

Most Opponent Punt Returns, Season

| | | | |
|----|-----------------|----|-----------------|
| 55 | 2006 (16 games) | 53 | 1977 (14 games) |
| 54 | 1987 (15 games) | | |

Fewest Yards Allowed, Punt Returns, Season

| | | | |
|-----|-----------------|----|-----------------|
| *22 | 1967 (14 games) | 66 | 1968 (14 games) |
| 62 | 1969 (14 games) | | |

Most Yards Allowed, Punt Returns, Season

| | | | |
|------|-----------------|-----|-----------------|
| *932 | 1949 (12 games) | 511 | 1981 (16 games) |
| 564 | 1951 (12 games) | | |

Lowest Average Allowed, Punt Returns, Season

| | |
|------|-----------------------------|
| 1.69 | 1967 (13 returns, 22 yards) |
| 3.44 | 1969 (18 returns, 62 yards) |
| 3.47 | 1968 (19 returns, 66 yards) |

Highest Average Allowed, Punt Returns, Season

| | |
|-------|------------------------------|
| 18.64 | 1949 (60 returns, 932 yards) |
| 14.84 | 1951 (38 returns, 564 yards) |
| 13.94 | 1941 (31 returns, 432 yards) |

Most Touchdowns Allowed, Punt Returns, Season

| | |
|---|-----------------|
| 3 | 1949 (12 games) |
|---|-----------------|

Most Touchdowns Allowed, Punt Returns, Game

| | |
|---|---------------------------|
| 2 | at Detroit, Nov. 22, 1951 |
|---|---------------------------|

KICKOFF RETURNS**Fewest Opponent Kickoff Returns, Season**

| | |
|----|------------------------------|
| 22 | 1948 (50 returns, 932 yards) |
| 28 | 1946 (11 games) |

Most Opponent Kickoff Returns, Season

| | |
|----|-----------------|
| 83 | 2002 (16 games) |
| 82 | 2003 (16 games) |
| 80 | 2009 (16 games) |
| 79 | 2004 (16 games) |
| 78 | 1983 (16 games) |
| | 1997 (16 games) |

Fewest Yards Allowed, Kickoff Returns, Season

| | | | |
|-----|-----------------|-----|-----------------|
| 583 | 1949 (12 games) | 611 | 1948 (12 games) |
| 606 | 1943 (10 games) | | |

Most Yards Allowed, Kickoff Returns, Season

| | | | |
|-------|-----------------|-------|-----------------|
| 1,824 | 2009 (16 games) | 1,707 | 2003 (16 games) |
| 1,807 | 1998 (16 games) | 1,687 | 2008 (16 games) |
| 1,800 | 2002 (16 games) | | |

Most Yards Allowed, Kickoff Returns, Game

| | |
|-----|--|
| 304 | at Chicago Bears, Nov. 9, 1952 (7 returns) |
|-----|--|

Lowest Average Allowed, Kickoff Returns, Season

| | |
|-------|--------------------------------|
| 15.81 | 1992 (57 returns, 901 yards) |
| 16.04 | 1984 (73 returns, 1,171 yards) |
| 16.90 | 1981 (70 returns, 1,183 yards) |

Highest Average Allowed, Kickoff Returns, Season

| | |
|-------|--------------------------------|
| 27.77 | 1948 (22 returns, 611 yards) |
| 26.70 | 2015 (37 returns, 988 yards) |
| 26.34 | 2016 (41 returns, 1,080 yards) |

Most Touchdowns Allowed, Kickoff Returns, Season

| | | |
|---|-----------------|-----------------|
| 2 | 1940 (11 games) | 1985 (16 games) |
| | 1952 (12 games) | 1998 (16 games) |

Most Touchdowns Allowed, Kickoff Returns, Game

| | |
|---|------------------------------------|
| 2 | vs. Chicago Bears, Sept. 22, 1940 |
| | at Chicago Bears, Nov. 9, 1952 |
| | at Los Angeles Rams, Nov. 24, 1985 |

* — holds or shares NFL record

TWO GREAT DEFENSIVE BACKS, TWO GOOD EYES

Bobby Dillon and Irv Comp, two of the leading interceptors in Packers history, had only two good eyes between them. Dillon, the team's all-time career leader with 52 thefts, played with a glass eye after suffering an accident in childhood. Comp, who holds the single-season franchise record with 10 interceptions in 1943, also was blind in one eye.

FUMBLES

Fewest Opponent Fumbles, Season

| | | | |
|----|-----------------|----|-----------------|
| 12 | 1995 (16 games) | 15 | 1940 (11 games) |
| 13 | 2016 (16 games) | 16 | 2000 (16 games) |

Most Opponent Fumbles, Season

| | |
|----|-----------------|
| 45 | 1946 (11 games) |
| 44 | 1975 (12 games) |
| | 1985 (16 games) |

Most Opponent Fumbles, Game

| | |
|---|--------------------------------|
| 9 | at Philadelphia, Oct. 13, 1946 |
| | at San Diego, Sept. 24, 1978 |
| 8 | at Pittsburgh, Nov. 23, 1941 |
| | vs. Detroit, Dec. 6, 1992 |

Most Opponent Fumbles Lost, Game

| | |
|---|---|
| 6 | at Pittsburgh, Nov. 23, 1941 |
| | at San Diego, Sept. 24, 1978 |
| 5 | Several times, last: vs. Seattle, Oct. 15, 1978 |

TURNOVERS

Fewest Opponent Turnovers, Season

| | | | |
|----|-----------------|----|-----------------|
| 15 | 2004 (16 games) | 23 | 1982 (9 games) |
| 16 | 1995 (16 games) | | 1998 (16 games) |
| 21 | 2005 (16 games) | | 2012 (16 games) |
| 22 | 2013 (16 games) | | |
| | 2015 (16 games) | | |

Most Opponent Turnovers, Season

| | | | |
|----|-----------------|----|-----------------|
| 54 | 1981 (16 games) | 51 | 1943 (10 games) |
| 52 | 1946 (11 games) | | 1947 (12 games) |

Most Opponent Turnovers, Game

| | |
|----|-------------------------------------|
| 11 | at San Diego, Sept. 24, 1978 |
| 10 | at Pittsburgh, Nov. 23, 1941 |
| | at Detroit, Oct. 24, 1943 |
| | at Chicago Cardinals, Nov. 10, 1946 |

PENALTIES

Fewest Opponent Penalties, Season

| | |
|----|-----------------|
| 50 | 1972 (14 games) |
| 51 | 1943 (10 games) |
| | 1959 (12 games) |

Most Opponent Penalties, Season

| | | | |
|-----|-----------------|-----|-----------------|
| 145 | 1984 (16 games) | 122 | 2011 (16 games) |
| 123 | 2012 (16 games) | 120 | 2015 (16 games) |

Fewest Opponent Penalties, Game

| | |
|----|-------------------------------------|
| *0 | at New York Giants, Nov. 11, 1934 |
| | at Chicago Cardinals, Nov. 28, 1935 |
| | at Boston Redskins, Nov. 8, 1936 |
| | at Detroit, Oct. 31, 1937 |
| | at Pittsburgh, Sept. 19, 1965 |
| | vs. Baltimore Colts, Sept. 10, 1966 |
| | at Detroit, Dec. 20, 1970 |
| | at Carolina, Dec. 14, 1997 |

Most Opponent Penalties, Game

| | |
|----|---------------------------------------|
| 22 | vs. Brooklyn Tigers, Sept. 17, 1944 |
| 17 | vs. Seattle, Oct. 21, 1984 |
| 16 | vs. Chicago Cardinals, Sept. 13, 1936 |
| | at Atlanta, Dec. 26, 1982 |

MISCELLANEOUS

Most Blocked Kicks, Season

| | |
|----|-------------------------------|
| 12 | 1974 (4 FGs, 4 punts, 4 PATs) |
|----|-------------------------------|


Most Safeties, Season

| | |
|---|-----------------|
| 4 | 1985 (16 games) |
| 3 | 1932 (14 games) |
| | 1973 (14 games) |
| | 1975 (14 games) |

* — holds or shares NFL record

THE FLEDGLING LEGEND RECEIVES ITS NAME

RELEASE TUESDAY, SEPTEMBER 7, 1965 PM.....GREEN BAY, WIS.



Green Bay City Stadium will officially become Lambeau Field Saturday night, September 11 before the St. Louis Cardinals game.

Dedication ceremonies will begin at 7:45 with Green Bay Mayor Donald Tillman making the formal dedication. Don Lambeau, son of the Packer founder, will acknowledge the naming of the stadium in honor of his father.

Don Hutson, player, coach and long time friend of Lambeau, will give the dedication speech.

There will also be remarks by Dominic Olejniczak, President of the Packers and by Clarence Nier, Stadium Commission President.

Earl L. "Curly" Lambeau, founder of the Packers and a pioneer of the National Football League, was head coach, general manager and vice president of the team for 33 years. He died June 1 of this year.



Regular-Season Games Only

SERVICE

Most Games Played

- 120 Brett Favre, 1991-2010
- 102 Donald Driver, 1999-2012
- 93 William Henderson, 1995-2006
- 84 Rob Davis, 1997-2007
- 83 Chad Clifton, 2000-11

SCORING

Most Points, Career

- 663 Mason Crosby, 2007-16
- 582 Ryan Longwell, 1997-2011
- 300 Chris Jacke, 1989-99

Most Points, Game

- 33 Paul Hornung, GB vs. BalC, Oct. 8, 1961
- 28 Paul Hornung, GB vs. Min., Sept. 16, 1962
- 24 Three times, last: DeAngelo Williams, Car. at GB, Nov. 30, 2008

Most Field Goals, Career

- 131 Mason Crosby, 2007-16
- 122 Ryan Longwell, 1997-2011
- 59 Chris Jacke, 1989-99

Most Field Goals, Game

- 5 Chris Jacke, GB vs. SF, Oct. 14, 1996
- Mason Crosby, GB vs. Det., Oct. 6, 2013
- 4 Several times, last: Mason Crosby, GB vs. Sea., Sept. 20, 2015

Longest Field Goals

- 63 David Akers, SF at GB, Sept. 9, 2012
- 58 Josh Brown, Sea. at GB, Oct. 5, 2003
- 55 Mason Crosby, GB vs. NYJ, Sept. 14, 2014
- 54 Efen Herrera, Sea. at GB, Nov. 1, 1981
- Mason Crosby, GB vs. ChiB, Sept. 13, 2012
- Mason Crosby, GB vs. Sea., Sept. 20, 2015

RUSHING

Most Yards, Career

- 4,507 Ahman Green, 1998-2009
- 2,315 Dorsey Levens, 1994-2001
- 2,285 Jim Taylor, 1958-66

Most Yards, Game

- 218 Ahman Green, GB vs. Den., Dec. 28, 2003
- 210 Adrian Peterson, Min. at GB, Dec. 2, 2012
- 205 Gale Sayers, ChiB at GB, Nov. 3, 1968
- Walter Payton, ChiB at GB, Oct. 30, 1977
- 192 Walter Payton, ChiB at GB, Nov. 3, 1985
- Ahman Green, GB vs. Phi., Nov. 10, 2003

Longest Run From Scrimmage (All TDs)

- 98 Ahman Green, GB vs. Den., Dec. 28, 2003
- 90 Ahman Green, GB vs. DalC, Oct. 24, 2004
- 84 Jim Taylor, GB vs. Det., Nov. 8, 1964

Most Rushing Touchdowns, Game

- 4 Bobby Douglass, ChiB at GB, Nov. 4, 1973
- Dorsey Levens, GB vs. Ari., Jan. 2, 2000
- DeAngelo Williams, Car. at GB, Nov. 30, 2008
- 3 Several times, last: Jamaal Charles, GB vs. KC, Sept. 28, 2015

PASSING

Most Yards, Career

- 28,240 Brett Favre, 1991-2010
- 18,406 Aaron Rodgers, 2005-16
- 6,583 Bart Starr, 1957-71

Most Yards, Game

- 520 Matthew Stafford, Det. at GB, Jan. 1, 2012
- 503 Philip Rivers, SD at GB, Oct. 18, 2015
- 480 Matt Flynn, GB vs. Det., Jan. 1, 2012
- Aaron Rodgers, GB vs. Was., Sept. 15, 2013
- 448 Marc Bulger, StLR at GB, Nov. 29, 2004

Most Touchdown Passes, Career

- 214 Brett Favre, 1991-2010
- 161 Aaron Rodgers, 2005-16
- 40 Bart Starr, 1957-71

Most Touchdown Passes, Game

- 6 Matt Flynn, GB vs. Det., Jan. 1, 2012
- Aaron Rodgers, GB vs. ChiB, Nov. 9, 2014
- 5 Several times, last: Aaron Rodgers, GB vs. KC, Sept. 28, 2015

Longest Pass Completion (All TDs)

- 93 Aaron Rodgers to Jordy Nelson, GB vs. StLR, Oct. 16, 2011
- 89 Don Horn to Carroll Dale, GB vs. Atl., Sept. 27, 1970
- 87 Jim McMahon to Willie Gault, ChiB at GB, Dec. 4, 1983
- Vinny Testaverde to Willie Drewrey, TB at GB, Sept. 15, 1991

PASS RECEIVING

Most Receptions, Career

- 363 Donald Driver, 1999-2012
- 228 Jordy Nelson, 2008-14, 2016
- 213 Antonio Freeman, 1995-2003

Most Receptions, Game

- 15 Kellen Winslow, SD at GB, Oct. 7, 1984
- 14 Keenan Allen, SD at GB, Oct. 18, 2015
- 13 Frank Sanders, Ari. at GB, Jan. 2, 2000

Most Yards Receiving, Career

- 5,000 Donald Driver, 1999-2012
- 3,670 Jordy Nelson, 2008-14, 2016
- 3,477 Antonio Freeman, 1995-2003

Most Yards Receiving, Game

- 259 Julio Jones, Atl. at GB, Dec. 8, 2014
- 244 Calvin Johnson, Det. at GB, Jan. 1, 2012
- 220 Don Beebe, GB vs. SF, Oct. 14, 1996

Most Receiving Touchdowns, Career

- 38 Jordy Nelson, 2008-14, 2016
- 36 Antonio Freeman, 1995-2003
- 27 Donald Driver, 1999-2012
- 23 Greg Jennings, 2006-13
- 20 Sterling Sharpe, 1988-94

Most Receiving Touchdowns, Game

- 3 Several times, last: Randall Cobb, GB vs. KC, Sept. 28, 2015

INTERCEPTIONS BY

Most Interceptions, Career

- 23 Darren Sharper, 1997-2010
- 15 Charles Woodson, 1998-2012
- 14 LeRoy Butler, 1990-2001
- Tramon Williams, 2007-14

Most Interceptions By, Game

- 3 Several times, last: Tom Flynn, GB vs. Det., Oct. 28, 1984

Longest Interception Return (All TDs)

- 99 Aaron Rouse, GB vs. Ind., Oct. 19, 2008
- 95 Willie Alexander, HouO at GB, Sept. 25, 1977
- Nick Barnett, GB vs. NO, Oct. 9, 2005
- 90 LeRoy Butler, GB vs. SD, Sept. 15, 1996
- Mike McKenzie, GB vs. ChiB, Dec. 7, 2003

Most Touchdowns on Interceptions, Game

- 1 Several times, last: Quinten Rollins, vs. StLR, Oct. 11, 2015

PUNTING

Longest Punt

- 90 Don Chandler, GB vs. SF, Oct. 10, 1965
- 84 Brian Moorman, Buf. at GB, Dec. 22, 2002
- 77 Mike Mercer, Min. at GB, Sept. 16, 1962

PUNT RETURNS

Longest Punt Return (All TDs)

- 95 Carl Pickens, Cin. at GB, Sept. 20, 1992
- Jacquez Green, TB at GB, Sept. 13, 1998
- 94 Tramon Williams, GB vs. Car., Nov. 18, 2007
- 90 Phillip Epps, GB vs. TB, Oct. 2, 1983

Most Touchdowns on Punt Returns, Game

- 1 Several times, last: Micah Hyde, GB vs. Det., Dec. 28, 2014

KICKOFF RETURNS

Longest Kickoff Return

- 108 Randall Cobb, GB vs. NO, Sept. 8, 2011 (TD)
- 104 Ameer Abdullah, Det. at GB, Nov. 15, 2015
- 103 Herb Adderley, GB vs. BalC, Nov. 18, 1962 (TD)
- 101 Terry Fair, Det. at GB, Sept. 6, 1998 (TD)
- Roell Preston, GB vs. Min., Oct. 5, 1998 (TD)
- Chris Williams, ChiB at GB, Nov. 9, 2014 (TD)

Most Touchdowns on Kickoff Returns, Game

- 1 Several times, last: Jordan Todman, Ind. at GB, Nov. 6, 2016

SACKS *Became an official NFL individual statistic in 1982*

Most Sacks, Game

- 5.0 Vonnie Holliday, GB vs. Buf., Dec. 22, 2002
- Antwan Odum, Cin. at GB, Sept. 20, 2009
- 4.5 Bryce Paup, GB vs. TB, Sept. 15, 1991
- 4.0 Doug Martin, Min. at GB, Oct. 23, 1983
- Alphonso Carreker, GB vs. TB, Dec. 1, 1985

THE LAST TIME

Regular-Season Games Only**RUSHING****200 Yards Rushing, Individual**

BY PACKERS — Ahman Green, Dec. 28, 2003, vs. Denver (218 yards)

BY OPPONENT — Adrian Peterson, Dec. 2, 2012, vs. Minnesota (210 yards)

100 Yards Rushing, Individual

BY PACKERS — Ty Montgomery, Dec. 18, 2016, at Chicago Bears (162 yards)

BY OPPONENT — Robert Kelley, Nov. 20, 2016, at Washington (137 yards)

100 Yards Rushing, Individual, One Half

BY PACKERS — Ty Montgomery, Dec. 18, 2016, at Chicago Bears (123 yards in first half)

BY OPPONENT — Robert Kelley, Nov. 20, 2016, at Washington (102 yards in second half)

100 Yards Rushing and Receiving, Individual

BY PACKERS — Never

BY OPPONENT — Darrin Nelson, Nov. 13, 1983, at Minnesota (119 yards rushing, 137 receiving)

Two 100-Yard Rushers

BY PACKERS — Ryan Grant (106 yards) and DeShawn Wynn (106), Dec. 28, 2008, vs. Detroit

BY OPPONENT — Tony Dorsett (149 yards) and Robert Newhouse (101), Nov. 12, 1978, vs. Dallas Cowboys at Milw.

Four Touchdowns Rushing, Individual

BY PACKERS — Dorsey Levens, Jan. 2, 2000, vs. Arizona (8, 1, 5, 1 yards)

BY OPPONENT — DeAngelo Williams, Nov. 30, 2008, vs. Carolina (1, 1, 1, 1 yards)

Three Touchdowns Rushing, Individual

BY PACKERS — Ahman Green, Oct. 20, 2002, vs. Washington (24, 2, 8 yards)

BY OPPONENT — Robert Kelley, Nov. 20, 2016, at Washington (10, 1, 4 yards)

Two Touchdowns Rushing, Individual

BY PACKERS — Ty Montgomery, Dec. 18, 2016, at Chicago Bears (4, 3 yards)

BY OPPONENT — Robert Kelley, Nov. 20, 2016, at Washington (10, 1, 4 yards)

PASSING**400 Yards Passing, Individual**

BY PACKERS — Aaron Rodgers, Oct. 26, 2014, at New Orleans (418 yards)

BY OPPONENT — Philip Rivers, Oct. 18, 2015, vs. San Diego (503 yards)

300 Yards Passing, Individual

BY PACKERS — Aaron Rodgers, Jan. 1, 2017, at Detroit (300 yards)

BY OPPONENT — Matthew Stafford, Jan. 1, 2017, at Detroit (347 yards)

Six Touchdown Passes, Individual

BY PACKERS — Aaron Rodgers, Nov. 9, 2014, vs. Chicago Bears (1, 4, 73, 40, 56, 18 yards)

BY OPPONENT — Tommy Kramer, Sept. 28, 1986, at Minnesota (23, 13, 36, 2, 17, 7 yards)

Five Touchdown Passes, Individual

BY PACKERS — Aaron Rodgers, Sept. 28, 2015, vs. Kansas City (8, 3, 27, 4, 4 yards)

BY OPPONENT — Matthew Stafford, Jan. 1, 2012, vs. Detroit (8, 13, 2, 5, 12 yards)

Four Touchdown Passes, Individual

BY PACKERS — Aaron Rodgers, Jan. 1, 2017, at Detroit (7, 3, 10, 9 yards)

BY OPPONENT — Marcus Mariota, Nov. 13, 2016, at Tennessee Titans (9, 32, 6, 33 yards)

Three Touchdown Passes, Individual

BY PACKERS — Aaron Rodgers, Jan. 1, 2017, at Detroit (7, 3, 10, 9 yards)

BY OPPONENT — Sam Bradford, Dec. 24, 2016, vs. Minnesota (71, 3, 8 yards)

Six Interceptions Thrown, Individual

BY PACKERS — Tom O'Malley, Sept. 17, 1950, vs. Detroit

BY OPPONENT — Don Horn, Sept. 26, 1971, vs. Denver at Milw.

Five Interceptions Thrown, Individual

BY PACKERS — Brett Favre, Oct. 30, 2005, at Cincinnati

BY OPPONENT — Russell Wilson, Dec. 11, 2016, vs. Seattle

Four Interceptions Thrown, Individual

BY PACKERS — Brett Favre, Dec. 25, 2005, vs. Chicago Bears

BY OPPONENT — Russell Wilson, Dec. 11, 2016, vs. Seattle

RECEIVING**10 or More Receptions, Individual**

BY PACKERS — Jordy Nelson, Nov. 13, 2016, at Tennessee Titans (12 receptions)

BY OPPONENT — Adam Thielen, Dec. 24, 2016, vs. Minnesota (12 receptions)

200 Yards Receiving, Individual

BY PACKERS — Jordy Nelson, Sept. 14, 2014, vs. N.Y. Jets (209 yards)

BY OPPONENT — Adam Thielen, Dec. 24, 2016, vs. Minnesota (202 yards)

100 Yards Receiving, Individual

BY PACKERS — Jordy Nelson, Dec. 24, 2016, vs. Minnesota (154 yards)

BY OPPONENT — Adam Thielen, Dec. 24, 2016, vs. Minnesota (202 yards)

100 Yards Receiving, One Half, Individual

BY PACKERS — Jordy Nelson, Dec. 24, 2016, vs. Minnesota (145 yards in first half)

BY OPPONENT — Adam Thielen, Dec. 24, 2016, vs. Minnesota (142 yards in first half)

Two 100-Yard Receivers

BY PACKERS — Davante Adams (156 yards) and Jordy Nelson (126 yards), Nov. 13, 2016, at Tennessee Titans

BY OPPONENT — Deonte Thompson (110 yards) and Cameron Meredith (104 yards), Dec. 18, 2016, at Chicago Bears

Four Touchdown Receptions, Individual

BY PACKERS — Sterling Sharpe, Nov. 24, 1994, at Dallas Cowboys (1, 36, 30, 5 yards)

BY OPPONENT — Never

Three Touchdown Receptions, Individual

BY PACKERS — Randall Cobb, Sept. 28, 2015, vs. Kansas City (3, 4, 4 yards)

BY OPPONENT — Vincent Jackson, Nov. 6, 2011, at San Diego (23, 5, 29 yards)

Two Touchdown Receptions, Individual

BY PACKERS — Davante Adams, Jan. 1, 2017, at Detroit (3, 9 yards)

BY OPPONENT — Adam Thielen, Dec. 24, 2016, vs. Minnesota (71, 8 yards)

RUSHING & RECEIVING

Two 100-Yard Rushers and Two 100-Yard Receivers

BY PACKERS — Ryan Grant (106 yards) and DeShawn Wynn (106) rushing, Donald Driver (111) and Greg Jennings (101) receiving, Dec. 28, 2008, vs. Detroit*

BY OPPONENT — Never

*First time in NFL history

INTERCEPTIONS

Four Interceptions, Individual

BY PACKERS — Willie Buchanon, Sept. 24, 1978, at San Diego

BY OPPONENT — Never

Three Interceptions, Individual

BY PACKERS — Tom Flynn, Oct. 28, 1984, vs. Detroit

BY OPPONENT — Vencie Glenn, Dec. 27, 1992, at Minnesota

Two Interceptions, Individual

BY PACKERS — Ha Ha Clinton-Dix, Dec. 18, 2016, at Chicago Bears

BY OPPONENT — Janoris Jenkins, Oct. 9, 2016, vs. N.Y. Giants

Interception Returned for Touchdown

BY PACKERS — Damarious Randall, Dec. 20, 2015, at Oakland (43 yards)

BY OPPONENT — Cortez Allen, Dec. 22, 2013, vs. Pittsburgh (40 yards)

TOUCHDOWNS

Five Touchdowns, Individual

BY PACKERS — Paul Hornung, Dec. 12, 1965, at Baltimore Colts (2-, 9-, 3-yard runs; 50-, 65-yard receptions)

BY OPPONENT — Never

Four Touchdowns, Individual

BY PACKERS — Dorsey Levens, Jan. 2, 2000, vs. Arizona (8-, 1-, 5-, 1-yard runs)

BY OPPONENT — DeAngelo Williams, Nov. 30, 2008, vs. Carolina (1-, 1-, 1-, 1-yard runs)

Three Touchdowns, Individual

BY PACKERS — Randall Cobb, Sept. 28, 2015, vs. Kansas City (3-, 4-, 4-yard receptions)

BY OPPONENT — Robert Kelley, Nov. 20, 2016, at Washington (10-, 1-, 4-yard runs)

FIELD GOALS/PATs

Five Field Goals Made, Individual

BY PACKERS — Mason Crosby, Nov. 22, 2015, at Minnesota (42, 47, 40, 42, 52 yards)

BY OPPONENT — Dan Bailey, Dec. 15, 2013, at Dallas Cowboys (47, 23, 43, 50, 50 yards)

Four Field Goals Made, Individual

BY PACKERS — Mason Crosby, Nov. 22, 2015, at Minnesota (42, 47, 40, 42, 52 yards)

BY OPPONENT — Dan Carpenter, Dec. 14, 2014, at Buffalo (27, 51, 35, 48 yards)

60-Yard Field Goal

BY PACKERS — Never

BY OPPONENT — David Akers, Sept. 9, 2012, vs. San Francisco (63 yards)

50-Yard Field Goal

BY PACKERS — Mason Crosby, Jan. 1, 2017, at Detroit (53 yards)

BY OPPONENT — Matt Prater, Jan. 1, 2017, at Detroit (54 yards)

Blocked Opponent Field-Goal Attempt

BY PACKERS — Datone Jones, Oct. 11, 2015, vs. St. Louis Rams (50-yard Greg Zuerlein attempt)

BY OPPONENT — Akiem Hicks, Oct. 20, 2016, vs. Chicago Bears (31-yard Mason Crosby attempt)



Paul Hornung

Two-Point Conversion

BY PACKERS — Davante Adams, Jan. 1, 2017, at Detroit (pass from Aaron Rodgers)

BY OPPONENT — Travis Kelce, Sept. 28, 2015, vs. Kansas City (pass from Alex Smith)

Point After Touchdown Missed

BY PACKERS — Mason Crosby, Jan. 1, 2017, at Detroit (wide right, third attempt)

BY OPPONENT — Kai Forbath, Dec. 24, 2016, vs. Minnesota (hit right upright, second attempt)

Blocked Point After Touchdown

BY PACKERS — Datone Jones, Sept. 22, 2013, at Cincinnati (Mike Nugent, fourth attempt)

BY OPPONENT — Ra'Shede Hageman, Dec. 8, 2014, vs. Atlanta (Mason Crosby, fifth attempt)

PUNTING

70-Yard Punt

BY PACKERS — Tim Masthay, Dec. 18, 2011, at Kansas City (71 yards)

BY OPPONENT — Jon Ryan, Sept. 24, 2012, at Seattle (73 yards)

60-Yard Punt

BY PACKERS — Jacob Schum, Nov. 6, 2016, vs. Indianapolis (65 yards)

BY OPPONENT — Pat McAfee, Nov. 6, 2016, vs. Indianapolis (67 yards)

Blocked Punt

BY PACKERS — Jamari Lattimore, Nov. 4, 2013, vs. Chicago Bears (Adam Podlesh, punter)

BY OPPONENT — Bryan Braman, Nov. 16, 2014, vs. Philadelphia (Tim Masthay, punter)

10 Punts, Individual

BY PACKERS — Jon Ryan, Nov. 19, 2006, vs. New England (10 punts; 459 yards)

BY OPPONENT — Chris Kluwe, Dec. 21, 2006, vs. Minnesota (10 punts; 434 yards)

No Punts

BY PACKERS — Oct. 26, 2014, at New Orleans

BY OPPONENT — Oct. 26, 2014, at New Orleans

OTHER SPECIAL TEAMS

Kickoff Returned for Touchdown

BY PACKERS — Randall Cobb, Sept. 8, 2011, vs. New Orleans (108 yards)

BY OPPONENT — Jordan Todman, Nov. 6, 2016, vs. Indianapolis (99 yards)

Punt Returned for Touchdown

BY PACKERS — Micah Hyde, Dec. 28, 2014, vs. Detroit (55 yards)
 BY OPPONENT — Marcus Thigpen, Dec. 14, 2014, at Buffalo (75 yards)

Blocked (Opponent) Field Goal Returned for Touchdown

BY PACKERS — Willie Buchanon, Dec. 17, 1972, at New Orleans (57 yards)
 BY OPPONENT — Shawn Springs, Nov. 1, 1999, vs. Seattle (61 yards)

Blocked Punt Returned for Touchdown

BY PACKERS — Dezman Moses, Oct. 28, 2012, vs. Jacksonville (0 yards; Bryan Anger, punter)
 BY OPPONENT — DeVier Posey, Oct. 14, 2012, at Houston Texans (0 yards; Tim Masthay, punter)



Fans congratulate Vince Lombardi after he won his debut as a head coach on Sept. 27, 1959.

Recovered Own Inside Kick Attempt

BY PACKERS — Damarious Randall, Nov. 15, 2015, vs. Detroit (Mason Crosby, kicker)
 BY OPPONENT — Jayron Kearsae, Dec. 24, 2016, vs. Minnesota (Kai Forbath, kicker)

OTHER DEFENSE**Shutout Posted**

BY PACKERS — Oct. 31, 2010, at N.Y. Jets (9-0)
 BY OPPONENT — Nov. 19, 2006, vs. New England (35-0)

Fumble Returned for Touchdown

BY PACKERS — Casey Hayward, Nov. 16, 2014, vs. Philadelphia (49 yards)
 BY OPPONENT — Leonard Floyd, Oct. 20, 2016, vs. Chicago Bears (0 yards)

Safety Scored

BY PACKERS — Team, Dec. 28, 2014, vs. Detroit (Matthew Stafford penalized for intentional grounding in end zone)
 BY OPPONENT — Malik Jackson, Nov. 1, 2015, at Denver (Tackled Richard Rodgers in end zone)

Five Sacks, Individual

BY PACKERS — Vonnie Holliday, Dec. 22, 2002, vs. Buffalo
 BY OPPONENT — Antwan Odom, Sept. 20, 2009, vs. Cincinnati

Four Sacks, Individual

BY PACKERS — Kabere Gbaja-Biamila, Jan. 2, 2005, at Chicago Bears
 BY OPPONENT — Chris Clemons, Sept. 24, 2012, at Seattle

Three Sacks, Individual

BY PACKERS — A.J. Hawk, Oct. 13, 2013, at Baltimore Ravens
 BY OPPONENT — Dwight Freney, Dec. 27, 2015, at Arizona

MISCELLANEOUS**No Penalties**

BY PACKERS — Nov. 4, 2013, vs. Chicago Bears
 BY OPPONENT — Dec. 14, 1997, at Carolina

Game Without Touchdown

BY PACKERS — Dec. 12, 2010, at Detroit
 BY OPPONENT — Oct. 4, 2015, at San Francisco

50 Points, Game

BY PACKERS — 53, Nov. 16, 2014, vs. Philadelphia
 BY OPPONENT — 51, Nov. 24, 2008, at New Orleans

40 Points, Game

BY PACKERS — 43, Dec. 8, 2014, vs. Atlanta
 BY OPPONENT — 42, Nov. 20, 2016, at Washington

500 Yards Total Offense

BY PACKERS — 502, Dec. 8, 2014, vs. Atlanta
 BY OPPONENT — 515, Nov. 20, 2016, at Washington

Tie Game

Green Bay 26, Minnesota 26, Nov. 24, 2013, at Green Bay



Willie Buchanon

PACKERS IN WISCONSIN ATHLETIC HALL OF FAME

| | | | | | |
|------|---|-----------------------------------|------|---|-----------------------------|
| 1951 | — | Don Hutson, E/DB | 1978 | — | Lisle Blackburn, Coach |
| | | Clarke Hinkle, B | 1981 | — | Ray Nitschke, LB |
| 1955 | — | Howard "Cub" Buck, T | | | Bart Starr, QB |
| 1957 | — | Joseph "Red" Dunn, B | 1988 | — | Willie Davis, DE |
| 1960 | — | Johnny "Blood" McNally, B | 1990 | — | Paul Hornung, B |
| 1961 | — | Earl "Curly" Lambeau, Coach & B | 1993 | — | Jerry Kramer, G |
| 1967 | — | Lavvie Dilweg, E | 2001 | — | Jim Taylor, FB |
| | | Arnie Herber, B | 2003 | — | Fuzzy Thurston, G |
| | | Verne Lewellen, B | 2005 | — | Reggie White, DE |
| 1970 | — | Mike Michalske, G | 2009 | — | Bob Harlan, President & CEO |
| 1973 | — | Tony Canadeo, B | 2016 | — | Donald Driver, WR |
| | | Charles "Buckets" Goldenberg, G/B | 2017 | — | Charles Woodson, CB/S |
| 1976 | — | Vince Lombardi, Coach/GM | | | |

SCORING

| Year | Player | TD | FG | PAT | Pts | Ranking | |
|------|------------------------|----|----|-----|-----|---------|------|
| | | | | | | NFC | NFL |
| 1921 | Curly Lambeau | 2 | 3 | 7 | 28 | — | 11t |
| 1922 | Curly Lambeau | 3 | 1 | 3 | 24 | — | 14t |
| 1923 | Cub Buck | 0 | 6 | 5 | 23 | — | 18 |
| 1924 | Walter Voss | 5 | 0 | 0 | 30 | — | 12t |
| 1925 | Myrt Basing | 6 | 0 | 0 | 36 | — | 9t |
| | Marty Norton | 6 | 0 | 0 | 36 | — | 9t |
| 1926 | Verne Lewellen | 7 | 0 | 0 | 42 | — | 9 |
| 1927 | Verne Lewellen | 5 | 0 | 0 | 30 | — | 10t |
| 1928 | Verne Lewellen | 9 | 0 | 0 | 54 | — | 2 |
| 1929 | Verne Lewellen | 8 | 0 | 0 | 48 | — | 6 |
| 1930 | Verne Lewellen | 9 | 0 | 0 | 54 | — | 2 |
| 1931 | Johnny (Blood) McNally | 14 | 0 | 0 | 84 | — | 1 |
| 1932 | Johnny (Blood) McNally | 4 | 0 | 0 | 24 | — | 6t |
| | Hank Bruder | 4 | 0 | 0 | 24 | — | 6t |
| 1933 | Charles Goldenberg | 7 | 0 | 0 | 42 | — | 6 |
| 1934 | Bob Monnett | 2 | 4 | 6 | 30 | — | 12t |
| 1935 | Don Hutson | 7 | 0 | 1 | 43 | — | 2 |
| 1936 | Don Hutson | 9 | 0 | 0 | 54 | — | 3 |
| 1937 | Clarke Hinkle | 7 | 2 | 9 | 57 | — | 2 |
| 1938 | Clarke Hinkle | 7 | 3 | 7 | 58 | — | 1 |
| 1939 | Don Hutson | 6 | 0 | 2 | 38 | — | 7t |
| 1940 | Don Hutson | 7 | 0 | 15 | 57 | — | 1 |
| 1941 | Don Hutson | 12 | 1 | 20 | 95 | — | 1 |
| 1942 | Don Hutson | 17 | 1 | 33 | 138 | — | 1 |
| 1943 | Don Hutson | 12 | 3 | 36 | 117 | — | 1 |
| 1944 | Don Hutson | 9 | 0 | 31 | 85 | — | 1 |
| 1945 | Don Hutson | 10 | 2 | 31 | 97 | — | 2 |
| 1946 | Ted Fritsch | 10 | 9 | 13 | 100 | — | 1 |
| 1947 | Ted Fritsch | 6 | 6 | 2 | 56 | — | 8 |
| 1948 | Ted Fritsch | 1 | 6 | 5 | 29 | — | 38 |
| 1949 | Ted Fritsch | 1 | 5 | 11 | 32 | — | 27t |
| 1950 | Billy Grimes | 8 | 0 | 0 | 48 | — | 16t |
| 1951 | Fred Cone | 1 | 5 | 29 | 50 | — | 15t |
| 1952 | Billy Howton | 13 | 0 | 0 | 78 | — | 7 |
| 1953 | Fred Cone | 6 | 5 | 23 | 74 | — | 6 |
| 1954 | Fred Cone | 0 | 9 | 27 | 54 | — | 11t |
| | Max McGee | 9 | 0 | 0 | 54 | — | 11t |
| 1955 | Fred Cone | 0 | 16 | 30 | 78 | — | 4 |
| 1956 | Fred Cone | 4 | 5 | 33 | 72 | — | 4t |
| | Billy Howton | 12 | 0 | 0 | 72 | — | 4t |
| 1957 | Fred Cone | 2 | 12 | 26 | 74 | — | 3 |
| 1958 | Paul Hornung | 2 | 11 | 22 | 67 | — | 7t |
| 1959 | Paul Hornung | 7 | 7 | 31 | 94 | — | 1 |
| 1960 | Paul Hornung | 15 | 15 | 41 | 176 | — | 1 |
| 1961 | Paul Hornung | 10 | 15 | 41 | 146 | — | 1 |
| 1962 | Jim Taylor | 19 | 0 | 0 | 114 | — | 1 |
| 1963 | Jerry Kramer | 0 | 16 | 43 | 91 | — | 4 |
| 1964 | Paul Hornung | 5 | 12 | 41 | 107 | — | 4 |
| 1965 | Don Chandler | 0 | 17 | 37 | 88 | — | 8 |
| 1966 | Don Chandler | 0 | 12 | 41 | 77 | — | 16t |
| 1967 | Don Chandler | 0 | 19 | 39 | 96 | — | 4 |
| 1968 | Carroll Dale | 8 | 0 | 0 | 48 | — | 22t |
| 1969 | Travis Williams | 9 | 0 | 0 | 54 | — | 22t |
| 1970 | Dale Livingston | 0 | 15 | 19 | 64 | 18 | 31 |
| 1971 | Lou Michaels | 0 | 8 | 19 | 43 | 18 | 41 |
| 1972 | Chester Marcol | 0 | 33 | 29 | 128 | 1 | 1 |
| 1973 | Chester Marcol | 0 | 21 | 19 | 82 | 10 | 18 |
| 1974 | Chester Marcol | 0 | 25 | 19 | 94 | 1 | 1 |
| 1975 | Joe Danelo | 0 | 11 | 20 | 53 | 14 | 40 |
| 1976 | Chester Marcol | 0 | 10 | 24 | 54 | 13t | 32t |
| 1977 | Chester Marcol | 0 | 13 | 11 | 50 | 16 | 32 |
| 1978 | Terdell Middleton | 12 | 0 | 0 | 72 | 7t | 19t |
| 1979 | Tom Birney | 0 | 7 | 7 | 28 | 48t | 104t |
| | Chester Marcol | 0 | 4 | 16 | 28 | 48t | 104t |



Paul Hornung, Jerry Kramer

| Year | Player | TD | FG | PAT | Pts | Ranking | |
|------|-----------------|----|----|-----|-----|---------|-----|
| | | | | | | NFC | NFL |
| 1980 | Gerry Ellis | 8 | 0 | 0 | 48 | 26t | 47t |
| 1981 | Jan Stenerud | 0 | 22 | 35 | 101 | 6t | 12t |
| 1982 | Jan Stenerud | 0 | 13 | 25 | 64 | 4 | 9 |
| 1983 | Jan Stenerud | 0 | 21 | 52 | 115 | 7 | 9 |
| 1984 | Al Del Greco | 0 | 9 | 34 | 61 | 22 | 39 |
| 1985 | Al Del Greco | 0 | 19 | 38 | 95 | 11 | 20 |
| 1986 | Al Del Greco | 0 | 17 | 29 | 80 | 14 | 28 |
| 1987 | Max Zendejas | 0 | 16 | 13 | 61 | 15 | 27t |
| 1988 | Brent Fullwood | 8 | 0 | 0 | 48 | 23t | 48t |
| 1989 | Chris Jacke | 0 | 22 | 42 | 108 | 5t | 8t |
| 1990 | Chris Jacke | 0 | 23 | 28 | 97 | 6 | 12 |
| 1991 | Chris Jacke | 0 | 18 | 31 | 85 | 11t | 21t |
| 1992 | Chris Jacke | 0 | 22 | 30 | 96 | 7 | 13 |
| 1993 | Chris Jacke | 0 | 31 | 35 | 128 | 2 | 3 |
| 1994 | Sterling Sharpe | 18 | 0 | 0 | 108 | 5 | 10t |
| 1995 | Chris Jacke | 0 | 17 | 43 | 94 | 13 | 26 |
| 1996 | Chris Jacke | 0 | 21 | 51 | 114 | 7 | 12 |
| 1997 | Ryan Longwell | 0 | 24 | 48 | 120 | 3 | 5t |
| 1998 | Ryan Longwell | 0 | 29 | 41 | 128 | 2 | 4 |
| 1999 | Ryan Longwell | 0 | 25 | 38 | 113 | 3 | 10 |
| 2000 | Ryan Longwell | 0 | 33 | 32 | 131 | 2 | 3 |
| 2001 | Ryan Longwell | 0 | 20 | 44 | 104 | 7 | 14t |
| 2002 | Ryan Longwell | 0 | 28 | 44 | 128 | 4t | 5t |
| 2003 | Ahman Green | 20 | 0 | 0 | 120 | 3t | 7t |
| | Ryan Longwell | 0 | 23 | 51 | 120 | 3t | 7t |
| 2004 | Ryan Longwell | 0 | 24 | 48 | 120 | 2t | 6t |
| 2005 | Ryan Longwell | 0 | 20 | 30 | 90 | 12 | 28t |
| 2006 | Dave Rayner | 0 | 26 | 31 | 109 | 8 | 16 |
| 2007 | Mason Crosby | 0 | 31 | 48 | 141 | 1 | 1 |
| 2008 | Mason Crosby | 0 | 27 | 46 | 127 | 6t | 7t |
| 2009 | Mason Crosby | 0 | 27 | 48 | 129 | 3 | 4 |
| 2010 | Mason Crosby | 0 | 22 | 46 | 112 | 5 | 11 |
| 2011 | Mason Crosby | 0 | 24 | 68 | 140 | 3 | 4 |
| 2012 | Mason Crosby | 0 | 21 | 50 | 113 | 9 | 17 |
| 2013 | Mason Crosby | 0 | 33 | 42 | 141 | 2 | 5 |
| 2014 | Mason Crosby | 0 | 27 | 53 | 134 | 2t | 4t |
| 2015 | Mason Crosby | 0 | 24 | 36 | 108 | 9 | 16 |
| 2016 | Mason Crosby | 0 | 26 | 44 | 122 | 8t | 14t |

TOUCHDOWNS

| Year | Player | TD | Rush | Rec | Ret |
|------|------------------------|----|------|-----|-----|
| 1921 | Curly Lambeau | 2 | 2 | 0 | 0 |
| | Bill DuMoe | 2 | 1 | 1 | 0 |
| 1922 | Curly Lambeau | 3 | 3 | 0 | 0 |
| 1923 | Curly Lambeau | 3 | 1 | 2 | 0 |
| | Stan Mills | 3 | 1 | 2 | 0 |
| 1924 | Walter Voss | 5 | 0 | 5 | 0 |
| 1925 | Myrt Basing | 6 | 4 | 2 | 0 |
| | Marty Norton | 6 | 1 | 4 | 1 |
| 1926 | Verne Lewellen | 7 | 3 | 3 | 1 |
| 1927 | Verne Lewellen | 5 | 5 | 0 | 0 |
| 1928 | Verne Lewellen | 9 | 6 | 3 | 0 |
| 1929 | Verne Lewellen | 8 | 6 | 1 | 1 |
| 1930 | Verne Lewellen | 9 | 8 | 1 | 0 |
| 1931 | Johnny (Blood) McNally | 14 | 2 | 11 | 1 |
| 1932 | Johnny (Blood) McNally | 4 | 0 | 3 | 1 |
| | Hank Bruder | 4 | 2 | 2 | 0 |
| 1933 | Charles Goldenberg | 7 | 4 | 1 | 2 |
| 1934 | Roger Grove | 4 | 1 | 3 | 0 |
| 1935 | Don Hutson | 7 | 0 | 6 | 1 |
| 1936 | Don Hutson | 9 | 0 | 8 | 1 |
| 1937 | Clarke Hinkle | 7 | 5 | 2 | 0 |
| | Don Hutson | 7 | 0 | 7 | 0 |
| 1938 | Don Hutson | 9 | 0 | 9 | 0 |
| 1939 | Don Hutson | 6 | 0 | 6 | 0 |
| 1940 | Don Hutson | 7 | 0 | 7 | 0 |
| | Carl Mulleneaux | 7 | 0 | 6 | 1 |
| 1941 | Don Hutson | 12 | 2 | 10 | 0 |
| 1942 | Don Hutson | 17 | 0 | 17 | 0 |
| 1943 | Don Hutson | 12 | 0 | 11 | 1 |
| 1944 | Don Hutson | 9 | 0 | 9 | 0 |
| 1945 | Don Hutson | 10 | 1 | 9 | 0 |
| 1946 | Ted Fritsch | 10 | 9 | 1 | 0 |
| 1947 | Nolan Luhn | 7 | 0 | 7 | 0 |
| 1948 | Tony Canadeo | 4 | 4 | 0 | 0 |
| | Walt Schlinkman | 4 | 4 | 0 | 0 |
| 1949 | Tony Canadeo | 4 | 4 | 0 | 0 |
| 1950 | Billy Grimes | 8 | 5 | 1 | 2 |
| 1951 | Bob Mann | 8 | 0 | 8 | 0 |



Sterling Sharpe

TOUCHDOWNS *continued*

| Year | Player | TD | Rush | Rec | Ret |
|------|-------------------|----|------|-----|-----|
| 1952 | Billy Howton | 13 | 0 | 13 | 0 |
| 1953 | Fred Cone | 6 | 5 | 1 | 0 |
| 1954 | Max McGee | 9 | 0 | 9 | 0 |
| 1955 | Gary Knafelc | 8 | 0 | 8 | 0 |
| 1956 | Billy Howton | 12 | 0 | 12 | 0 |
| 1957 | Billy Howton | 5 | 0 | 5 | 0 |
| 1958 | Max McGee | 7 | 0 | 7 | 0 |
| 1959 | Jim Taylor | 8 | 6 | 2 | 0 |
| 1960 | Paul Hornung | 15 | 13 | 2 | 0 |
| 1961 | Jim Taylor | 16 | 15 | 1 | 0 |
| 1962 | Jim Taylor | 19 | 19 | 0 | 0 |
| 1963 | Jim Taylor | 10 | 9 | 1 | 0 |
| 1964 | Jim Taylor | 15 | 12 | 3 | 0 |
| 1965 | Paul Hornung | 8 | 5 | 3 | 0 |
| 1966 | Elijah Pitts | 10 | 7 | 3 | 0 |
| 1967 | Donny Anderson | 9 | 6 | 3 | 0 |
| 1968 | Carroll Dale | 8 | 0 | 8 | 0 |
| 1969 | Travis Williams | 9 | 4 | 3 | 2 |
| 1970 | Donny Anderson | 5 | 5 | 0 | 0 |
| 1971 | Donny Anderson | 6 | 5 | 1 | 0 |
| 1972 | John Brockington | 9 | 8 | 1 | 0 |
| 1973 | Jon Staggers | 4 | 1 | 3 | 0 |
| 1974 | MacArthur Lane | 6 | 3 | 3 | 0 |
| 1975 | John Brockington | 8 | 7 | 1 | 0 |
| 1976 | Barty Smith | 5 | 5 | 0 | 0 |
| 1977 | Steve Odom | 3 | 0 | 3 | 0 |
| | Barty Smith | 3 | 2 | 1 | 0 |
| 1978 | Terdell Middleton | 12 | 11 | 1 | 0 |
| 1979 | Paul Coffman | 4 | 0 | 4 | 0 |
| | James Lofton | 4 | 0 | 4 | 0 |
| | Barty Smith | 4 | 3 | 1 | 0 |
| | Aundra Thompson | 4 | 0 | 3 | 1 |
| | David Whitehurst | 4 | 4 | 0 | 0 |
| 1980 | Gerry Ellis | 8 | 5 | 3 | 0 |
| 1981 | Harlan Huckleby | 8 | 5 | 3 | 0 |
| | James Lofton | 8 | 0 | 8 | 0 |
| 1982 | Eddie Lee Ivery | 10 | 9 | 1 | 0 |
| 1983 | Paul Coffman | 11 | 0 | 11 | 0 |
| 1984 | Paul Coffman | 9 | 0 | 9 | 0 |
| 1985 | Jessie Clark | 7 | 5 | 2 | 0 |
| 1986 | Paul Ott Carruth | 4 | 2 | 2 | 0 |
| | Phillip Epps | 4 | 0 | 4 | 0 |
| | James Lofton | 4 | 0 | 4 | 0 |
| 1987 | Brent Fullwood | 5 | 5 | 0 | 0 |
| 1988 | Brent Fullwood | 8 | 7 | 1 | 0 |
| 1989 | Sterling Sharpe | 13 | 0 | 12 | 1 |
| 1990 | Sterling Sharpe | 6 | 0 | 6 | 0 |
| 1991 | Vince Workman | 11 | 7 | 4 | 0 |
| 1992 | Sterling Sharpe | 13 | 0 | 13 | 0 |
| 1993 | Sterling Sharpe | 11 | 0 | 11 | 0 |
| 1994 | Sterling Sharpe | 18 | 0 | 18 | 0 |
| 1995 | Robert Brooks | 13 | 0 | 13 | 0 |
| 1996 | Keith Jackson | 10 | 0 | 10 | 0 |
| | Dorsey Levens | 10 | 5 | 5 | 0 |
| 1997 | Antonio Freeman | 12 | 0 | 12 | 0 |
| | Dorsey Levens | 12 | 7 | 5 | 0 |
| 1998 | Antonio Freeman | 14 | 0 | 14 | 0 |
| 1999 | Dorsey Levens | 10 | 9 | 1 | 0 |
| 2000 | Ahman Green | 13 | 10 | 3 | 0 |
| 2001 | Ahman Green | 11 | 9 | 2 | 0 |
| 2002 | Donald Driver | 9 | 0 | 9 | 0 |
| | Ahman Green | 9 | 7 | 2 | 0 |
| 2003 | Ahman Green | 20 | 15 | 5 | 0 |
| 2004 | Javon Walker | 12 | 0 | 12 | 0 |
| 2005 | Samkon Gado | 7 | 6 | 1 | 0 |
| 2006 | Donald Driver | 8 | 0 | 8 | 0 |
| 2007 | Greg Jennings | 12 | 0 | 12 | 0 |
| 2008 | Greg Jennings | 9 | 0 | 9 | 0 |
| 2009 | Ryan Grant | 11 | 11 | 0 | 0 |
| 2010 | Greg Jennings | 12 | 0 | 12 | 0 |
| 2011 | Jordy Nelson | 15 | 0 | 15 | 0 |
| 2012 | James Jones | 14 | 0 | 14 | 0 |

| | | | | | |
|------|-----------------|----|----|----|---|
| 2013 | Eddie Lacy | 11 | 11 | 0 | 0 |
| 2014 | Eddie Lacy | 13 | 9 | 4 | 0 |
| | Jordy Nelson | 13 | 0 | 13 | 0 |
| 2015 | James Jones | 8 | 0 | 8 | 0 |
| | Richard Rodgers | 8 | 0 | 8 | 0 |
| 2016 | Jordy Nelson | 14 | 0 | 14 | 0 |

FIELD GOALS MADE

NFC/NFL ranking by field-goal percentage

| Year | Player | Att | Made | Pct | LG | Ranking | NFC | NFL |
|------|------------------|-----|------|------|----|---------|-----|-----|
| 1921 | Curly Lambeau | 12 | 3 | 25.0 | NA | — | 4 | — |
| 1922 | Charlie Mathys | 2 | 1 | 50.0 | NA | — | 11t | — |
| | Curly Lambeau | 6 | 1 | 16.7 | NA | — | NA | — |
| | Cub Buck | 10 | 1 | 10.0 | NA | — | NA | — |
| 1923 | Cub Buck | 16 | 6 | 37.5 | NA | — | 5t | — |
| 1924 | Cub Buck | 11 | 3 | 27.3 | NA | — | 7t | — |
| 1925 | George Abramson | 6 | 2 | 33.3 | NA | — | 13t | — |
| 1926 | Pid Purdy | 7 | 2 | 28.6 | NA | — | 8t | — |
| 1927 | Pid Purdy | 3 | 1 | 33.3 | NA | — | 7t | — |
| 1928 | Harry O'Boyle | 6 | 3 | 50.0 | NA | — | 1 | — |
| 1929 | Red Dunn | 4 | 2 | 50.0 | NA | — | 2t | — |
| 1930 | — none made — | | | | | | | |
| 1931 | — none made — | | | | | | | |
| 1932 | — none made — | | | | | | | |
| 1933 | Clarke Hinkle | 7 | 2 | 28.6 | NA | — | 5t | — |
| 1934 | Bob Monnett | 7 | 4 | 57.1 | NA | — | 2t | — |
| 1935 | Ade Schwammel | NA | 4 | NA | NA | — | 4t | — |
| 1936 | Paul Engebretsen | NA | 5 | NA | NA | — | 3t | — |
| 1937 | Clarke Hinkle | NA | 2 | NA | NA | — | 6t | — |
| 1938 | Clarke Hinkle | 9 | 3 | 33.3 | NA | — | 4t | — |
| 1939 | Paul Engebretsen | 8 | 4 | 50.0 | NA | — | 3t | — |
| 1940 | Clarke Hinkle | 14 | 9 | 64.3 | 45 | — | 1 | — |
| 1941 | Clarke Hinkle | 14 | 6 | 42.9 | NA | — | 1 | — |
| 1942 | Ted Fritsch | 5 | 4 | 80.0 | NA | — | 2t | — |
| 1943 | Don Hutson | 5 | 3 | 60.0 | 25 | — | 1t | — |
| 1944 | — none made — | | | | | | | |
| 1945 | Ted Fritsch | 8 | 3 | 37.5 | 49 | — | 6 | — |
| 1946 | Ted Fritsch | 17 | 9 | 52.9 | 46 | — | 1 | — |
| 1947 | Ward Cuff | 16 | 7 | 43.8 | 39 | — | 1t | — |
| 1948 | Ted Fritsch | 16 | 6 | 37.5 | 47 | — | 3t | — |
| 1949 | Ted Fritsch | 20 | 5 | 25.0 | 46 | — | 5t | — |
| 1950 | Ted Fritsch | 17 | 3 | 17.6 | 52 | — | 11t | — |
| 1951 | Fred Cone | 7 | 5 | 71.4 | 37 | — | 11t | — |
| 1952 | Bill Reichardt | 20 | 5 | 25.0 | 43 | — | 8 | — |
| 1953 | Fred Cone | 16 | 5 | 31.3 | 44 | — | 8t | — |
| 1954 | Fred Cone | 16 | 9 | 56.3 | 45 | — | 5 | — |
| 1955 | Fred Cone | 24 | 16 | 66.7 | 45 | — | 1 | — |
| 1956 | Fred Cone | 8 | 5 | 62.5 | 45 | — | 9t | — |
| 1957 | Fred Cone | 17 | 12 | 70.6 | 39 | — | 4 | — |
| 1958 | Paul Hornung | 21 | 11 | 52.4 | 45 | — | 5t | — |
| 1959 | Paul Hornung | 17 | 7 | 41.2 | 46 | — | 8t | — |
| 1960 | Paul Hornung | 28 | 15 | 53.6 | 47 | — | 2t | — |
| 1961 | Paul Hornung | 22 | 15 | 68.2 | 51 | — | 3t | — |
| 1962 | Jerry Kramer | 11 | 9 | 81.8 | 37 | — | 11t | — |
| 1963 | Jerry Kramer | 34 | 16 | 47.1 | 46 | — | 4 | — |
| 1964 | Paul Hornung | 38 | 12 | 31.6 | 52 | — | 10t | — |
| 1965 | Don Chandler | 26 | 17 | 65.4 | 49 | — | 3t | — |
| 1966 | Don Chandler | 28 | 12 | 42.9 | 47 | — | 13 | — |
| 1967 | Don Chandler | 29 | 19 | 65.5 | 49 | — | 4 | — |
| 1968 | Mike Mercer | 12 | 7 | 58.3 | 45 | — | 15 | — |
| 1969 | Mike Mercer | 17 | 5 | 29.4 | 48 | — | 15 | — |
| 1970 | Dale Livingston | 28 | 15 | 53.6 | 49 | 11 | 19 | — |
| 1971 | Lou Michaels | 14 | 8 | 57.1 | 44 | 12 | 24t | — |
| 1972 | Chester Marcol | 48 | 33 | 68.8 | 51 | 1 | 1 | — |
| 1973 | Chester Marcol | 35 | 21 | 60.0 | 46 | 7t | 13t | — |
| 1974 | Chester Marcol | 39 | 25 | 64.1 | 52 | 1 | 1 | — |
| 1975 | Joe Danelo | 16 | 11 | 68.8 | 48 | 10 | 19 | — |
| 1976 | Chester Marcol | 19 | 10 | 52.6 | 45 | 11t | 22t | — |
| 1977 | Chester Marcol | 21 | 13 | 61.9 | 44 | 6 | 13t | — |
| 1978 | Chester Marcol | 19 | 11 | 57.9 | 48 | 11t | 21t | — |
| 1979 | Tom Birney | 9 | 7 | 77.8 | 46 | 14 | 28 | — |
| 1980 | Tom Birney | 12 | 6 | 50.0 | 50 | 14 | 28 | — |
| 1981 | Jan Stenerud | 24 | 22 | 91.7 | 53 | 4 | 7t | — |
| 1982 | Jan Stenerud | 18 | 13 | 72.2 | 48 | 3 | 7 | — |
| 1983 | Jan Stenerud | 26 | 21 | 80.8 | 48 | 7 | 10t | — |
| 1984 | Al Del Greco | 12 | 9 | 75.0 | 45 | 14 | 26t | — |
| 1985 | Al Del Greco | 26 | 19 | 73.1 | 46 | 9t | 18t | — |
| 1986 | Al Del Greco | 27 | 17 | 63.0 | 50 | 8t | 16t | — |
| 1987 | Max Zendejas | 19 | 16 | 84.2 | 48 | 7t | 15t | — |
| 1988 | Max Zendejas | 16 | 9 | 56.3 | 50 | 15 | 26 | — |
| 1989 | Chris Jacke | 28 | 22 | 78.6 | 52 | 6t | 11t | — |

FIELD GOALS MADE *continued*

| Year | Player | Att | Made | Pct | LG | Ranking | |
|------|---------------|-----|------|------|----|---------|-----|
| | | | | | | NFC | NFL |
| 1990 | Chris Jacke | 30 | 23 | 76.7 | 53 | 4t | 6t |
| 1991 | Chris Jacke | 24 | 18 | 75.0 | 53 | 10 | 19t |
| 1992 | Chris Jacke | 29 | 22 | 75.9 | 53 | 4 | 8t |
| 1993 | Chris Jacke | 37 | 31 | 83.8 | 54 | 2 | 3t |
| 1994 | Chris Jacke | 26 | 19 | 73.1 | 50 | 10 | 22 |
| 1995 | Chris Jacke | 23 | 17 | 73.9 | 51 | 13 | 26t |
| 1996 | Chris Jacke | 27 | 21 | 77.8 | 53 | 10t | 20t |
| 1997 | Ryan Longwell | 30 | 24 | 80.0 | 50 | 8 | 12t |
| 1998 | Ryan Longwell | 33 | 29 | 87.9 | 45 | 3t | 4t |
| 1999 | Ryan Longwell | 30 | 25 | 83.3 | 50 | 5 | 12 |
| 2000 | Ryan Longwell | 38 | 33 | 86.8 | 52 | 5 | 10 |
| 2001 | Ryan Longwell | 31 | 20 | 64.5 | 54 | 16 | 28 |
| 2002 | Ryan Longwell | 34 | 28 | 82.4 | 49 | 3 | 8 |
| 2003 | Ryan Longwell | 26 | 23 | 88.5 | 50 | 3 | 4 |
| 2004 | Ryan Longwell | 28 | 24 | 85.7 | 53 | 3t | 7t |
| 2005 | Ryan Longwell | 27 | 20 | 74.1 | 53 | 11 | 26 |
| 2006 | Dave Rayner | 35 | 26 | 74.3 | 54 | 14 | 26 |
| 2007 | Mason Crosby | 39 | 31 | 79.5 | 53 | 12 | 24 |
| 2008 | Mason Crosby | 34 | 27 | 79.4 | 53 | 14 | 26 |
| 2009 | Mason Crosby | 36 | 27 | 75.0 | 52 | 11 | 23 |
| 2010 | Mason Crosby | 28 | 22 | 78.6 | 56 | 13 | 22t |
| 2011 | Mason Crosby | 28 | 24 | 85.7 | 58 | 6 | 10 |
| 2012 | Mason Crosby | 33 | 21 | 63.6 | 54 | 15 | 31 |
| 2013 | Mason Crosby | 37 | 33 | 89.2 | 57 | 5 | 13 |
| 2014 | Mason Crosby | 33 | 27 | 81.8 | 55 | 11 | 23 |
| 2015 | Mason Crosby | 28 | 24 | 85.7 | 56 | 9 | 15t |
| 2016 | Mason Crosby | 30 | 26 | 86.7 | 53 | 3 | 8 |



Edgar Bennett

RUSHING YARDS

| Year | Player | Att | Yds | Avg | TD | Ranking | |
|------|--------------------|-----|-------|-----|----|---------|-----|
| | | | | | | NFC | NFL |
| 1923 | Curly Lambeau | 133 | 416 | 3.1 | 1 | — | NA |
| 1924 | Curly Lambeau | 132 | 457 | 3.5 | 0 | — | NA |
| 1925 | Myrt Basing | 149 | 430 | 2.9 | 4 | — | NA |
| 1926 | Verne Lewellen | 83 | 275 | 3.3 | 3 | — | NA |
| 1927 | *Verne Lewellen | 91 | 305 | 3.4 | 5 | — | NA |
| 1928 | Verne Lewellen | 106 | 349 | 3.3 | 6 | — | NA |
| 1929 | J. (Blood) McNally | 104 | 406 | 3.9 | 2 | — | NA |
| 1930 | *Bo Molenda | 146 | 458 | 3.1 | 2 | — | NA |
| 1931 | Bo Molenda | 100 | 425 | 4.3 | 3 | — | NA |
| 1932 | Clarke Hinkle | 95 | 331 | 3.5 | 3 | — | NA |
| 1933 | Bob Monnett | 108 | 413 | 3.8 | 3 | — | 7t |
| | Clarke Hinkle | 139 | 413 | 3.0 | 4 | — | 7t |
| 1934 | Clarke Hinkle | 144 | 359 | 2.5 | 1 | — | 13 |
| 1935 | Bob Monnett | 68 | 336 | 4.9 | 1 | — | 7 |
| 1936 | Clarke Hinkle | 100 | 476 | 4.8 | 5 | — | 9 |
| 1937 | Clarke Hinkle | 129 | 552 | 4.3 | 5 | — | 2 |
| 1938 | Cecil Isbell | 85 | 445 | 5.2 | 2 | — | 4 |
| 1939 | Cecil Isbell | 132 | 407 | 3.1 | 2 | — | 10 |
| 1940 | Clarke Hinkle | 109 | 383 | 3.5 | 2 | — | 6 |
| 1941 | Clarke Hinkle | 129 | 393 | 3.0 | 5 | — | 5 |
| 1942 | Ted Fritsch | 74 | 323 | 4.4 | 0 | — | 11 |
| 1943 | Tony Canadeo | 94 | 489 | 5.2 | 3 | — | 5 |
| 1944 | Ted Fritsch | 94 | 322 | 3.4 | 4 | — | 11t |
| 1945 | Ted Fritsch | 89 | 282 | 3.2 | 7 | — | 10 |
| 1946 | Tony Canadeo | 122 | 476 | 3.9 | 0 | — | 4t |
| 1947 | Tony Canadeo | 103 | 464 | 4.5 | 2 | — | 3 |
| 1948 | Tony Canadeo | 123 | 589 | 4.8 | 4 | — | 5 |
| 1949 | Tony Canadeo | 208 | 1,052 | 5.1 | 4 | — | 2 |
| 1950 | Billy Grimes | 84 | 480 | 5.7 | 5 | — | 12 |
| 1951 | Tobin Rote | 76 | 523 | 6.9 | 3 | — | 8 |

| Year | Player | Att | Yds | Avg | TD | Ranking | |
|------|-------------------|-----|-------|-----|----|---------|-----|
| | | | | | | NFC | NFL |
| 1952 | Tobin Rote | 58 | 313 | 5.4 | 2 | — | 23 |
| 1953 | Floyd Reid | 95 | 492 | 5.2 | 3 | — | 8 |
| 1954 | Floyd Reid | 99 | 507 | 5.1 | 5 | — | 9 |
| 1955 | Howie Ferguson | 192 | 859 | 4.5 | 4 | — | 2 |
| 1956 | Tobin Rote | 84 | 398 | 4.7 | 11 | — | 21 |
| 1957 | Don McIlhenny | 100 | 384 | 3.8 | 1 | — | 21 |
| 1958 | Paul Hornung | 69 | 310 | 4.5 | 2 | — | 26 |
| 1959 | Paul Hornung | 152 | 681 | 4.5 | 7 | — | 8 |
| 1960 | Jim Taylor | 230 | 1,101 | 4.8 | 11 | — | 2 |
| 1961 | Jim Taylor | 243 | 1,307 | 5.4 | 15 | — | 2 |
| 1962 | Jim Taylor | 272 | 1,474 | 5.4 | 19 | — | 1 |
| 1963 | Jim Taylor | 248 | 1,018 | 4.1 | 9 | — | 2 |
| 1964 | Jim Taylor | 235 | 1,169 | 5.0 | 12 | — | 2 |
| 1965 | Jim Taylor | 207 | 734 | 3.5 | 4 | — | 5 |
| 1966 | Jim Taylor | 204 | 705 | 3.5 | 4 | — | 10 |
| 1967 | Jim Grabowski | 120 | 466 | 3.9 | 2 | — | 19 |
| 1968 | Donny Anderson | 170 | 761 | 4.5 | 5 | — | 9 |
| 1969 | Travis Williams | 129 | 536 | 4.2 | 4 | — | 14 |
| 1970 | Donny Anderson | 222 | 853 | 3.8 | 5 | 4 | 7 |
| 1971 | John Brockington | 216 | 1,105 | 5.1 | 4 | 1 | 2 |
| 1972 | John Brockington | 274 | 1,027 | 3.7 | 8 | 4 | 9 |
| 1973 | John Brockington | 265 | 1,144 | 4.3 | 3 | 1 | 2 |
| 1974 | John Brockington | 266 | 883 | 3.3 | 5 | 2 | 6 |
| 1975 | John Brockington | 144 | 434 | 3.0 | 7 | 20 | 42 |
| 1976 | Willard Harrell | 130 | 435 | 3.3 | 3 | 23 | 48 |
| 1977 | Barty Smith | 166 | 554 | 3.3 | 2 | 16 | 31 |
| 1978 | Terdell Middleton | 284 | 1,116 | 3.9 | 11 | 4 | 6 |
| 1979 | Terdell Middleton | 131 | 495 | 3.8 | 2 | 20 | 39 |
| 1980 | Eddie Lee Ivery | 202 | 831 | 4.1 | 3 | 8 | 12 |
| 1981 | Gerry Ellis | 196 | 860 | 4.4 | 4 | 11 | 19 |
| 1982 | Eddie Lee Ivery | 127 | 453 | 3.6 | 9 | 11 | 21 |
| 1983 | Gerry Ellis | 141 | 696 | 4.9 | 4 | 14 | 27 |
| 1984 | Gerry Ellis | 123 | 581 | 4.7 | 4 | 16 | 30 |
| 1985 | Eddie Lee Ivery | 132 | 636 | 4.8 | 2 | 17 | 33 |
| 1986 | Kenneth Davis | 114 | 519 | 4.6 | 0 | 19 | 35t |
| 1987 | Kenneth Davis | 109 | 413 | 3.8 | 3 | 19 | 40 |
| 1988 | Brent Fullwood | 101 | 483 | 4.8 | 7 | 17 | 37 |
| 1989 | Brent Fullwood | 204 | 821 | 4.0 | 5 | 9 | 16 |
| 1990 | Michael Haddix | 98 | 311 | 3.2 | 0 | 30 | 58 |
| 1991 | Darrell Thompson | 141 | 471 | 3.3 | 1 | 15 | 36 |
| 1992 | Vince Workman | 159 | 631 | 4.0 | 2 | 11 | 21 |
| 1993 | Darrell Thompson | 141 | 471 | 3.3 | 1 | 15 | 36 |
| 1994 | Edgar Bennett | 178 | 623 | 3.5 | 5 | 12 | 26 |
| 1995 | Edgar Bennett | 316 | 1,067 | 3.4 | 3 | 10 | 15 |

MILESTONE LEAGUE GAMES

Note: Regular-season games only

| Game | Date | Opponent | Site | Result | Head Coaches (GB, Opp.) | Starting QBs (GB, Opp.) |
|-------|----------|----------------------------|-------------------|----------|-------------------------------|-----------------------------------|
| 1 | 10/23/21 | Minneapolis Marines | Hagemeister Park | W, 7-6 | Curly Lambeau, Rube Ursella | Adolph Kleibhan, Rube Ursella |
| 50 | 12/06/25 | at Providence Steam Roller | Cyclodrome | W, 13-10 | C. Lambeau, Archie Golembeski | Charlie Mathys, Curly Oden |
| 100 | 09/21/30 | Chicago Cardinals | City Stadium | W, 14-0 | Curly Lambeau, Ernie Nevers | Arnie Herber, Roy Baker |
| 200 | 11/14/37 | Philadelphia Eagles | State Fair Park | W, 37-7 | Curly Lambeau, Bert Bell | Buckets Goldenberg, Emmett Mortel |
| 300 | 09/28/47 | Chicago Bears | City Stadium | W, 29-20 | Curly Lambeau, George Halas | Jack Jacobs, Sid Luckman |
| 400 | 10/29/55 | at Baltimore Colts | Memorial Stadium | L, 14-10 | Lisle Blackburn, Weeb Ewbank | Tobin Rote, George Shaw |
| 500 | 10/20/63 | at St. Louis Cardinals | Busch Stadium | W, 30-7 | Vince Lombardi, Wally Lemm | Bart Starr, Charley Johnson |
| 600 | 11/09/70 | Baltimore Colts | County Stadium | L, 13-10 | Phil Bengtson, Don McCafferty | Don Horn, Johnny Unitas |
| 700 | 11/21/77 | at Washington Redskins | RFK Stadium | L, 10-9 | Bart Starr, George Allen | David Whitehurst, Joe Theismann |
| 800 | 10/21/85 | at Chicago Bears | Soldier Field | L, 23-7 | Forrest Gregg, Mike Ditka | Lynn Dickey, Jim McMahon |
| 900 | 11/02/90 | at Minnesota Vikings | Metrodome | L, 23-7 | Lindy Infante, Jerry Burns | Anthonny Dilweg, Rich Gannon |
| 1,000 | 12/22/96 | Minnesota Vikings | Lambeau Field | W, 38-10 | Mike Holmgren, Dennis Green | Brett Favre, Brad Johnson |
| 1,100 | 09/29/03 | at Chicago Bears | Soldier Field | W, 38-23 | Mike Sherman, Dick Jauron | Brett Favre, Kordell Stewart |
| 1,200 | 11/08/09 | at Tampa Bay Buccaneers | Raymond James St. | L, 38-28 | Mike McCarthy, Raheem Morris | Aaron Rodgers, Josh Freeman |
| 1,300 | 12/03/15 | at Detroit Lions | Ford Field | W, 27-23 | Mike McCarthy, Jim Caldwell | Aaron Rodgers, Matthew Stafford |

RUSHING continued

| Year | Player | Att | Yds | Avg | Ranking | | |
|------|-----------------|-----|-------|-----|---------|-----|-----|
| | | | | | TD | NFC | NFL |
| 1996 | Edgar Bennett | 222 | 899 | 4.0 | 2 | 7 | 14 |
| 1997 | Dorsey Levens | 329 | 1,435 | 4.4 | 7 | 2 | 4 |
| 1998 | Darick Holmes | 93 | 386 | 4.2 | 1 | 21 | 42 |
| 1999 | Dorsey Levens | 279 | 1,034 | 3.7 | 9 | 6 | 13 |
| 2000 | Ahman Green | 263 | 1,175 | 4.5 | 10 | 6 | 15 |
| 2001 | Ahman Green | 304 | 1,387 | 4.6 | 9 | 2 | 4 |
| 2002 | Ahman Green | 286 | 1,240 | 4.3 | 7 | 4 | 12 |
| 2003 | Ahman Green | 355 | 1,883 | 5.3 | 15 | 1 | 2 |
| 2004 | Ahman Green | 259 | 1,163 | 4.5 | 7 | 4 | 12 |
| 2005 | Samkon Gado | 143 | 582 | 4.1 | 6 | 16 | 34 |
| 2006 | Ahman Green | 266 | 1,059 | 4.0 | 5 | 11 | 19 |
| 2007 | Ryan Grant | 188 | 956 | 5.1 | 8 | 9 | 19 |
| 2008 | Ryan Grant | 312 | 1,203 | 3.9 | 4 | 6 | 9 |
| 2009 | Ryan Grant | 282 | 1,253 | 4.4 | 11 | 3 | 7 |
| 2010 | Brandon Jackson | 190 | 703 | 3.7 | 3 | 15 | 33 |
| 2011 | James Starks | 133 | 578 | 4.3 | 1 | 18 | 38 |
| 2012 | Alex Green | 135 | 464 | 3.4 | 0 | 21 | 38 |
| 2013 | Eddie Lacy | 284 | 1,178 | 4.1 | 11 | 6 | 8 |
| 2014 | Eddie Lacy | 246 | 1,139 | 4.6 | 9 | 4 | 7 |
| 2015 | Eddie Lacy | 187 | 758 | 4.1 | 3 | 12 | 20 |
| 2016 | Ty Montgomery | 77 | 457 | 5.9 | 3 | 19 | 41 |

*—Doesn't include one game (only incomplete information available)

PASSING

Current rating system implemented in 1973

| Year | Player | Att | Comp | Yds | Pct | TD | Int | Rtng |
|------|--------------|-----|------|-------|------|----|-----|-------|
| 1932 | Arnie Herber | 101 | 37 | 639 | 36.6 | 9 | 9 | 51.5 |
| 1933 | Arnie Herber | 124 | 50 | 656 | 40.3 | 4 | 12 | 28.2 |
| 1934 | Arnie Herber | 115 | 42 | 799 | 36.5 | 8 | 12 | 41.2 |
| 1935 | Arnie Herber | 109 | 40 | 729 | 36.7 | 8 | 14 | 31.5 |
| 1936 | Arnie Herber | 173 | 77 | 1,239 | 44.5 | 11 | 13 | 58.9 |
| 1937 | Arnie Herber | 104 | 47 | 684 | 45.2 | 7 | 10 | 49.5 |
| 1938 | Cecil Isbell | 91 | 37 | 659 | 40.7 | 7 | 10 | 46.0 |
| 1939 | Arnie Herber | 139 | 57 | 1,107 | 41.0 | 8 | 9 | 61.6 |
| 1940 | Cecil Isbell | 150 | 68 | 1,037 | 45.3 | 9 | 12 | 55.3 |
| 1941 | Cecil Isbell | 206 | 117 | 1,479 | 56.8 | 15 | 11 | 81.4 |
| 1942 | Cecil Isbell | 268 | 146 | 2,021 | 54.5 | 24 | 14 | 87.0 |
| 1943 | Irv Comp | 92 | 46 | 662 | 50.0 | 7 | 4 | 81.0 |
| 1944 | Irv Comp | 177 | 80 | 1,159 | 45.2 | 12 | 21 | 50.0 |
| 1945 | Irv Comp | 106 | 44 | 865 | 41.5 | 7 | 11 | 53.1 |
| 1946 | Irv Comp | 94 | 27 | 333 | 28.7 | 1 | 8 | 9.9 |
| 1947 | Jack Jacobs | 242 | 108 | 1,615 | 44.6 | 16 | 17 | 59.8 |
| 1948 | Jack Jacobs | 184 | 82 | 848 | 44.6 | 5 | 21 | 27.9 |
| 1949 | Jug Girard | 175 | 62 | 881 | 35.4 | 4 | 12 | 31.6 |
| 1950 | Tobin Rote | 224 | 83 | 1,231 | 37.1 | 7 | 24 | 21.6 |
| 1951 | B.Thomason | 221 | 125 | 1,306 | 56.6 | 11 | 9 | 73.5 |
| 1952 | Tobin Rote | 157 | 82 | 1,268 | 52.2 | 13 | 8 | 85.6 |
| 1953 | Tobin Rote | 185 | 72 | 1,005 | 38.9 | 5 | 15 | 32.4 |
| 1954 | Tobin Rote | 382 | 180 | 2,311 | 47.1 | 14 | 18 | 59.1 |
| 1955 | Tobin Rote | 342 | 157 | 1,977 | 45.9 | 17 | 19 | 57.8 |
| 1956 | Tobin Rote | 308 | 146 | 2,203 | 47.4 | 18 | 15 | 70.6 |
| 1957 | Bart Starr | 215 | 117 | 1,489 | 54.4 | 8 | 10 | 69.3 |
| 1958 | Babe Parilli | 157 | 68 | 1,068 | 43.3 | 10 | 13 | 53.3 |
| 1959 | Bart Starr | 134 | 70 | 972 | 52.2 | 6 | 7 | 69.0 |
| 1960 | Bart Starr | 172 | 98 | 1,358 | 57.0 | 4 | 8 | 70.8 |
| 1961 | Bart Starr | 295 | 172 | 2,418 | 58.3 | 16 | 16 | 80.3 |
| 1962 | Bart Starr | 285 | 178 | 2,438 | 62.5 | 12 | 9 | 90.7 |
| 1963 | Bart Starr | 244 | 132 | 1,855 | 54.1 | 15 | 10 | 82.3 |
| 1964 | Bart Starr | 272 | 163 | 2,144 | 59.9 | 15 | 4 | 97.1 |
| 1965 | Bart Starr | 251 | 140 | 2,055 | 55.8 | 16 | 9 | 89.0 |
| 1966 | Bart Starr | 251 | 156 | 2,257 | 62.2 | 14 | 3 | 105.0 |
| 1967 | Bart Starr | 210 | 115 | 1,823 | 54.8 | 9 | 17 | 64.4 |
| 1968 | Bart Starr | 171 | 109 | 1,617 | 63.7 | 15 | 8 | 104.3 |
| 1969 | Bart Starr | 148 | 92 | 1,161 | 62.9 | 9 | 6 | 89.9 |
| 1970 | Bart Starr | 255 | 140 | 1,645 | 54.9 | 8 | 13 | 63.9 |
| 1971 | Scott Hunter | 163 | 75 | 1,210 | 46.0 | 7 | 17 | 42.2 |
| 1972 | Scott Hunter | 199 | 86 | 1,252 | 43.2 | 6 | 9 | 55.5 |
| 1973 | Jerry Tagge | 106 | 56 | 720 | 52.8 | 2 | 7 | 53.2 |
| 1974 | John Hadl | 184 | 89 | 1,072 | 48.4 | 3 | 8 | 54.0 |
| 1975 | John Hadl | 353 | 191 | 2,095 | 54.1 | 6 | 21 | 52.8 |
| 1976 | Lynn Dickey | 243 | 115 | 1,465 | 47.3 | 7 | 14 | 52.2 |
| 1977 | Lynn Dickey | 220 | 113 | 1,346 | 51.4 | 5 | 14 | 51.4 |
| 1978 | D.Whitehurst | 328 | 168 | 2,039 | 51.2 | 10 | 17 | 59.9 |
| 1979 | D.Whitehurst | 327 | 179 | 2,247 | 55.6 | 10 | 18 | 64.5 |
| 1980 | Lynn Dickey | 478 | 278 | 3,529 | 58.2 | 15 | 25 | 70.0 |
| 1981 | Lynn Dickey | 354 | 204 | 2,593 | 57.6 | 17 | 15 | 79.0 |
| 1982 | Lynn Dickey | 218 | 124 | 1,790 | 56.9 | 12 | 14 | 75.3 |
| 1983 | Lynn Dickey | 484 | 289 | 4,458 | 59.7 | 32 | 29 | 87.3 |
| 1984 | Lynn Dickey | 401 | 237 | 3,195 | 59.1 | 25 | 19 | 85.6 |
| 1985 | Lynn Dickey | 314 | 172 | 2,206 | 54.8 | 15 | 17 | 70.4 |
| 1986 | Randy Wright | 492 | 263 | 3,247 | 53.5 | 17 | 23 | 66.2 |



Don Majkowski

| Year | Player | Att | Comp | Yds | Pct | TD | Int | Rtng |
|------|---------------|-----|------|-------|------|----|-----|-------|
| 1987 | Randy Wright | 247 | 132 | 1,507 | 53.4 | 6 | 11 | 61.6 |
| 1988 | Don Majkowski | 336 | 178 | 2,119 | 53.0 | 9 | 11 | 67.8 |
| 1989 | Don Majkowski | 599 | 353 | 4,318 | 58.9 | 27 | 20 | 82.3 |
| 1990 | Don Majkowski | 264 | 150 | 1,925 | 56.8 | 10 | 12 | 73.5 |
| 1991 | Mike Tomczak | 238 | 128 | 1,490 | 53.8 | 11 | 9 | 72.6 |
| 1992 | Brett Favre | 471 | 302 | 3,227 | 64.1 | 18 | 13 | 85.3 |
| 1993 | Brett Favre | 522 | 318 | 3,303 | 60.9 | 19 | 24 | 72.2 |
| 1994 | Brett Favre | 582 | 363 | 3,882 | 62.4 | 33 | 14 | 90.7 |
| 1995 | Brett Favre | 570 | 359 | 4,413 | 63.0 | 38 | 13 | 99.5 |
| 1996 | Brett Favre | 543 | 325 | 3,899 | 59.9 | 39 | 13 | 95.8 |
| 1997 | Brett Favre | 513 | 304 | 3,867 | 59.3 | 35 | 16 | 92.6 |
| 1998 | Brett Favre | 551 | 347 | 4,212 | 63.0 | 31 | 23 | 87.8 |
| 1999 | Brett Favre | 595 | 341 | 4,091 | 57.3 | 22 | 23 | 74.7 |
| 2000 | Brett Favre | 580 | 338 | 3,812 | 58.3 | 20 | 16 | 78.0 |
| 2001 | Brett Favre | 510 | 314 | 3,921 | 61.6 | 32 | 15 | 94.1 |
| 2002 | Brett Favre | 551 | 341 | 3,658 | 61.9 | 27 | 16 | 85.6 |
| 2003 | Brett Favre | 471 | 308 | 3,361 | 65.4 | 32 | 21 | 90.4 |
| 2004 | Brett Favre | 540 | 346 | 4,088 | 64.1 | 30 | 17 | 92.4 |
| 2005 | Brett Favre | 607 | 372 | 3,881 | 61.3 | 20 | 29 | 70.9 |
| 2006 | Brett Favre | 613 | 343 | 3,885 | 56.0 | 18 | 18 | 72.7 |
| 2007 | Brett Favre | 535 | 356 | 4,155 | 66.5 | 28 | 15 | 95.7 |
| 2008 | Aaron Rodgers | 536 | 341 | 4,038 | 63.6 | 28 | 13 | 93.8 |
| 2009 | Aaron Rodgers | 541 | 350 | 4,434 | 64.7 | 30 | 7 | 103.2 |
| 2010 | Aaron Rodgers | 475 | 312 | 3,922 | 65.7 | 28 | 11 | 101.2 |
| 2011 | Aaron Rodgers | 502 | 343 | 4,643 | 68.3 | 45 | 6 | 122.5 |
| 2012 | Aaron Rodgers | 552 | 371 | 4,295 | 67.2 | 39 | 8 | 108.0 |
| 2013 | Aaron Rodgers | 290 | 193 | 2,536 | 66.6 | 17 | 6 | 104.9 |
| 2014 | Aaron Rodgers | 520 | 341 | 4,381 | 65.6 | 38 | 5 | 112.2 |
| 2015 | Aaron Rodgers | 572 | 347 | 3,821 | 60.7 | 31 | 8 | 92.7 |
| 2016 | Aaron Rodgers | 610 | 401 | 4,428 | 65.7 | 40 | 7 | 104.2 |

RECEPTIONS, OVERALL

| Year | Player | No | Yds | Avg | LG | TD | NFC/NFL | |
|------|--------------------|----|-------|------|-----|----|---------|------|
| | | | | | | | Rank | Rank |
| 1932 | J. (Blood) McNally | 14 | 168 | 12.0 | — | 3 | — | — |
| 1933 | Roger Grove | 18 | 215 | 11.9 | — | 0 | — | — |
| 1934 | Clarke Hinkle | 12 | 113 | 9.4 | 69t | 1 | — | — |
| 1935 | J. (Blood) McNally | 25 | 404 | 16.2 | 70t | 3 | — | — |
| 1936 | Don Hutson | 34 | 526 | 15.5 | 58t | 8 | 1 | — |
| 1937 | Don Hutson | 41 | 552 | 13.5 | 78t | 7 | 1 | — |
| 1938 | Don Hutson | 32 | 548 | 17.1 | 54 | 9 | 1 | — |
| 1939 | Don Hutson | 34 | 846 | 24.9 | 92t | 6 | 1 | — |
| 1940 | Don Hutson | 45 | 664 | 14.8 | 36t | 7 | 2 | — |
| 1941 | Don Hutson | 58 | 738 | 12.7 | 45t | 10 | 1 | — |
| 1942 | Don Hutson | 74 | 1,211 | 16.4 | 73t | 17 | 1 | — |
| 1943 | Don Hutson | 47 | 776 | 16.5 | 79t | 11 | 1 | — |
| 1944 | Don Hutson | 58 | 866 | 14.9 | 55t | 9 | 1 | — |
| 1945 | Don Hutson | 47 | 834 | 17.7 | 75t | 9 | 1 | — |
| 1946 | Clyde Goodnight | 16 | 308 | 19.3 | 51t | 1 | 17t | — |
| | Nolan Luhn | 16 | 224 | 14.0 | 36 | 2 | 17t | — |
| 1947 | Nolan Luhn | 42 | 696 | 16.6 | 44 | 7 | 4t | — |
| 1948 | Clyde Goodnight | 28 | 448 | 16.0 | 57 | 3 | 14t | — |
| 1949 | Ted Cook | 25 | 442 | 17.7 | 50 | 1 | 20t | — |
| 1950 | Al Baldwin | 28 | 555 | 19.8 | 85t | 3 | 23 | — |
| 1951 | Bob Mann | 50 | 696 | 13.9 | 52 | 8 | 4 | — |
| 1952 | Billy Howton | 53 | 1,231 | 23.2 | 90t | 13 | 6 | — |
| 1953 | Billy Howton | 25 | 463 | 18.5 | 80t | 4 | 25t | — |
| 1954 | Billy Howton | 52 | 768 | 14.8 | 59t | 2 | 4 | — |
| 1955 | Billy Howton | 44 | 697 | 15.8 | 60 | 5 | 3t | — |
| 1956 | Billy Howton | 55 | 1,188 | 21.6 | 66t | 12 | 2 | — |
| 1957 | Billy Howton | 38 | 727 | 19.1 | 77t | 5 | 6 | — |
| 1958 | Max McGee | 37 | 655 | 17.7 | 80t | 7 | 9 | — |
| 1959 | Boyd Dowler | 32 | 549 | 17.2 | 35 | 4 | 19t | — |

RECEPTIONS, OVERALL *continued*

| Year | Player | No | Yds | Avg | LG | TD | NFC/NFL | |
|------|--------------|----|-----|------|-----|----|---------|------|
| | | | | | | | Rank | Rank |
| 1960 | Max McGee | 38 | 787 | 20.7 | 57t | 4 | 13t | |
| 1961 | Max McGee | 51 | 883 | 17.3 | 53 | 7 | 11 | |
| 1962 | Max McGee | 49 | 820 | 16.7 | 64 | 3 | 15t | |
| | Boyd Dowler | 49 | 724 | 14.8 | 41 | 2 | 15t | |
| 1963 | Boyd Dowler | 53 | 901 | 17.0 | 53t | 6 | 9 | |
| 1964 | Boyd Dowler | 45 | 623 | 13.8 | 50t | 5 | 15t | |
| 1965 | Boyd Dowler | 44 | 610 | 13.9 | 47t | 4 | 15t | |
| 1966 | Jim Taylor | 41 | 331 | 8.1 | 21 | 2 | 24 | |
| 1967 | Boyd Dowler | 54 | 836 | 15.5 | 57t | 4 | 9 | |
| 1968 | Boyd Dowler | 45 | 668 | 14.8 | 72t | 6 | 10 | |
| 1969 | Carroll Dale | 45 | 879 | 19.5 | 48 | 6 | 17t | |
| 1970 | Carroll Dale | 49 | 814 | 16.6 | 89t | 2 | 7/8 | |
| 1971 | Carroll Dale | 31 | 598 | 19.3 | 77t | 4 | 25t/46t | |



Boyd Dowler

| | | | | | | | | |
|------|------------------|-----|-------|------|-----|----|---------|--|
| 1972 | MacArthur Lane | 26 | 285 | 11.0 | 49 | 0 | 38t/74t | |
| 1973 | MacArthur Lane | 27 | 255 | 9.4 | 30 | 1 | 33t/61t | |
| 1974 | John Brockington | 43 | 314 | 7.3 | 29 | 0 | 10t/12t | |
| 1975 | Ken Payne | 58 | 766 | 13.2 | 54 | 0 | 2/4 | |
| 1976 | Ken Payne | 33 | 467 | 14.2 | 57t | 4 | 24t/46t | |
| 1977 | Barty Smith | 37 | 340 | 9.2 | 42 | 1 | 14/31t | |
| 1978 | James Lofton | 46 | 818 | 17.8 | 58t | 6 | 16t/28t | |
| 1979 | Paul Coffman | 56 | 711 | 12.7 | 78t | 4 | 11/22 | |
| 1980 | James Lofton | 71 | 1,226 | 17.3 | 47 | 4 | 3/5t | |
| 1981 | James Lofton | 71 | 1,294 | 18.2 | 75t | 8 | 5/7t | |
| 1982 | James Lofton | 35 | 696 | 19.9 | 80t | 4 | 8t/21t | |
| 1983 | James Lofton | 58 | 1,300 | 22.4 | 74t | 8 | 9/20t | |
| 1984 | James Lofton | 62 | 1,361 | 22.0 | 79t | 7 | 10/24t | |
| 1985 | James Lofton | 69 | 1,153 | 16.7 | 56t | 4 | 6/14 | |
| 1986 | James Lofton | 64 | 840 | 13.1 | 36 | 4 | 8/19 | |
| 1987 | Walter Stanley | 38 | 672 | 17.7 | 70t | 3 | 19t/49t | |
| 1988 | Sterling Sharpe | 55 | 791 | 14.4 | 51 | 1 | 20/33 | |
| 1989 | Sterling Sharpe | 90 | 1,423 | 15.8 | 79t | 12 | 1/1 | |
| 1990 | Sterling Sharpe | 67 | 1,105 | 16.5 | 76t | 6 | 8/14 | |
| 1991 | Sterling Sharpe | 69 | 961 | 13.9 | 58t | 4 | 7/18 | |
| 1992 | Sterling Sharpe | 108 | 1,461 | 13.5 | 76t | 13 | 1/1 | |
| 1993 | Sterling Sharpe | 112 | 1,274 | 11.4 | 54 | 11 | 1/1 | |
| 1994 | Sterling Sharpe | 94 | 1,119 | 11.9 | 49 | 18 | 4/5 | |
| 1995 | Robert Brooks | 102 | 1,497 | 14.7 | 99t | 13 | 8/8 | |
| 1996 | Antonio Freeman | 56 | 933 | 16.7 | 51t | 9 | 20/41t | |
| 1997 | Antonio Freeman | 81 | 1,243 | 15.3 | 58t | 12 | 5/8 | |
| 1998 | Antonio Freeman | 84 | 1,424 | 17.0 | 84t | 14 | 2/5 | |
| 1999 | Antonio Freeman | 74 | 1,074 | 14.5 | 51 | 6 | 14t/21t | |
| | Bill Schroeder | 74 | 1,051 | 14.2 | 51 | 5 | 14t/21t | |
| 2000 | Ahman Green | 73 | 559 | 7.7 | 31 | 3 | 12t/24t | |
| 2001 | Ahman Green | 62 | 594 | 9.6 | 42 | 2 | 18/38t | |
| 2002 | Donald Driver | 70 | 1,064 | 15.2 | 85t | 9 | 14/28t | |
| 2003 | Donald Driver | 52 | 621 | 11.9 | 41 | 2 | 24t/50t | |
| 2004 | Javon Walker | 89 | 1,382 | 15.5 | 79t | 12 | 5t/8t | |
| 2005 | Donald Driver | 86 | 1,221 | 14.2 | 59 | 5 | 5/7t | |
| 2006 | Donald Driver | 92 | 1,295 | 14.1 | 82t | 8 | 3/5 | |
| 2007 | Donald Driver | 82 | 1,048 | 12.8 | 47 | 2 | 9/17t | |
| 2008 | Greg Jennings | 80 | 1,292 | 16.2 | 63 | 9 | 7/16t | |
| 2009 | Donald Driver | 70 | 1,061 | 15.2 | 71t | 6 | 13t/27t | |
| 2010 | Greg Jennings | 76 | 1,265 | 16.6 | 86t | 12 | 11/18 | |
| 2011 | Jordy Nelson | 68 | 1,263 | 18.6 | 93t | 15 | 17t/30t | |
| 2012 | Randall Cobb | 80 | 954 | 11.9 | 39t | 8 | 11/17 | |
| 2013 | Jordy Nelson | 85 | 1,314 | 15.5 | 76t | 8 | 6t/14t | |
| 2014 | Jordy Nelson | 98 | 1,519 | 15.5 | 80t | 13 | 4/7 | |
| 2015 | Randall Cobb | 79 | 829 | 10.5 | 53t | 6 | 10t/22t | |
| 2016 | Jordy Nelson | 97 | 1,257 | 13.0 | 60 | 14 | 3/5 | |

RECEPTIONS, TIGHT ENDS

| Year | Player | No | Yds | Avg | LG | TD | Team | |
|------|-------------------|----|-----|------|----|----|------|------|
| | | | | | | | Rank | Rank |
| 1957 | Ron Kramer | 28 | 337 | 12.0 | 31 | 0 | 2 | |
| 1958 | Steve Meilinger | 13 | 139 | 10.7 | 19 | 1 | 5 | |
| 1959 | — no receptions — | | | | | | | |

| Year | Player | No | Yds | Avg | LG | TD | Team | |
|------|-------------------|----|-----|------|-----|----|------|------|
| | | | | | | | Rank | Rank |
| 1960 | Ron Kramer | 4 | 55 | 13.8 | 18 | 0 | 7 | |
| 1961 | Ron Kramer | 35 | 559 | 16.0 | 53t | 4 | 3 | |
| 1962 | Ron Kramer | 37 | 555 | 15.0 | 54t | 7 | 3 | |
| 1963 | Ron Kramer | 32 | 537 | 16.8 | 49 | 4 | 3 | |
| 1964 | Ron Kramer | 34 | 551 | 16.2 | 55 | 5 | 3 | |
| 1965 | Marv Fleming | 14 | 141 | 10.1 | 31t | 2 | 0 | |
| 1966 | Marv Fleming | 31 | 361 | 11.6 | 53t | 2 | 3 | |
| 1967 | Marv Fleming | 10 | 126 | 12.6 | 19 | 1 | 7 | |
| 1968 | Marv Fleming | 25 | 278 | 11.1 | 32t | 3 | 3t | |
| 1969 | Marv Fleming | 18 | 226 | 12.6 | 23 | 2 | 4 | |
| 1970 | John Hilton | 25 | 350 | 14.0 | 65t | 4 | 3 | |
| 1971 | Rich McGeorge | 27 | 463 | 17.1 | 50 | 4 | 2 | |
| 1972 | Len Garrett | 4 | 66 | 16.5 | 21 | 0 | 6t | |
| | Rich McGeorge | 4 | 50 | 12.5 | 23t | 2 | 6t | |
| 1973 | Rich McGeorge | 16 | 260 | 16.3 | 44 | 1 | 3t | |
| 1974 | Rich McGeorge | 30 | 440 | 14.7 | 51 | 0 | 4 | |
| 1975 | Rich McGeorge | 32 | 458 | 14.3 | 43 | 1 | 4 | |
| 1976 | Rich McGeorge | 24 | 278 | 11.6 | 28 | 1 | 2 | |
| 1977 | Rich McGeorge | 17 | 142 | 8.4 | 18 | 1 | 5 | |
| 1978 | Rich McGeorge | 23 | 247 | 10.7 | 25 | 1 | 5 | |
| 1979 | Paul Coffman | 56 | 711 | 12.7 | 78t | 4 | 1 | |
| 1980 | Paul Coffman | 42 | 496 | 11.8 | 25 | 3 | 4 | |
| 1981 | Paul Coffman | 55 | 687 | 12.5 | 29 | 4 | 3 | |
| 1982 | Paul Coffman | 23 | 287 | 12.5 | 42 | 2 | 3 | |
| 1983 | Paul Coffman | 54 | 814 | 15.1 | 74 | 11 | 3 | |
| 1984 | Paul Coffman | 43 | 562 | 13.1 | 44t | 9 | 2 | |
| 1985 | Paul Coffman | 49 | 666 | 13.6 | 32 | 6 | 2 | |
| 1986 | Dan Ross | 17 | 143 | 8.4 | 16 | 1 | 8 | |
| 1987 | Ed West | 19 | 261 | 13.7 | 40 | 1 | 5 | |
| 1988 | Ed West | 30 | 276 | 9.2 | 35 | 3 | 4 | |
| 1989 | Ed West | 22 | 269 | 12.2 | 31 | 5 | 6 | |
| 1990 | Ed West | 27 | 356 | 13.2 | 50 | 5 | 6 | |
| 1991 | Jackie Harris | 24 | 264 | 11.0 | 35 | 3 | 4 | |
| 1992 | Jackie Harris | 55 | 595 | 10.8 | 40 | 2 | 2 | |
| 1993 | Jackie Harris | 42 | 604 | 14.4 | 66t | 4 | 3 | |
| 1994 | Ed West | 31 | 377 | 12.2 | 26 | 2 | 5 | |
| 1995 | Mark Chmura | 54 | 679 | 12.6 | 33 | 7 | 3 | |
| 1996 | Keith Jackson | 40 | 505 | 12.6 | 51t | 10 | 2 | |
| 1997 | Mark Chmura | 38 | 417 | 11.0 | 32t | 6 | 5 | |
| 1998 | Mark Chmura | 47 | 554 | 11.8 | 25t | 4 | 2 | |
| 1999 | Tyrone Davis | 20 | 204 | 10.2 | 33 | 2 | 6 | |
| 2000 | Bubba Franks | 34 | 363 | 10.7 | 27t | 1 | 5 | |
| 2001 | Bubba Franks | 36 | 322 | 8.9 | 31 | 9 | 4 | |
| 2002 | Bubba Franks | 54 | 442 | 8.2 | 20t | 7 | 4 | |
| 2003 | Bubba Franks | 30 | 241 | 8.0 | 24 | 5 | 5 | |
| 2004 | Bubba Franks | 34 | 361 | 10.6 | 29 | 7 | 5t | |
| 2005 | Donald Lee | 33 | 294 | 8.9 | 27 | 2 | 4 | |
| 2006 | Bubba Franks | 25 | 232 | 9.3 | 19 | 0 | 5 | |
| 2007 | Donald Lee | 48 | 575 | 12.0 | 60 | 6 | 3 | |
| 2008 | Donald Lee | 39 | 303 | 7.8 | 26 | 5 | 3 | |
| 2009 | Jermichael Finley | 55 | 676 | 12.3 | 62t | 5 | 3 | |
| 2010 | Jermichael Finley | 21 | 301 | 14.3 | 34 | 1 | 6t | |
| | Andrew Quarless | 21 | 238 | 11.3 | 23 | 1 | 6t | |
| 2011 | Jermichael Finley | 55 | 767 | 13.9 | 41 | 8 | 3 | |
| 2012 | Jermichael Finley | 61 | 667 | 10.9 | 40 | 2 | 3 | |
| 2013 | Andrew Quarless | 32 | 312 | 9.8 | 22 | 2 | 5 | |
| 2014 | Andrew Quarless | 29 | 323 | 11.1 | 34 | 3 | 5 | |
| 2015 | Richard Rodgers | 58 | 510 | 8.8 | 61t | 8 | 2 | |
| 2016 | Jared Cook | 30 | 377 | 12.6 | 47 | 1 | 5t | |
| | Richard Rodgers | 30 | 271 | 9.0 | 22 | 2 | 5t | |



Bubba Franks

INTERCEPTIONS

| Year | Player | Int | Yards | TD | NFC Rank | NFL Rank |
|------|------------------------|-----|-------|----|----------|----------|
| 1923 | Charlie Mathys | .4 | 58 | 0 | — | NA |
| | Curly Lambeau | .4 | 10 | 0 | — | NA |
| 1924 | Walter Voss | .8 | NA | NA | — | NA |
| 1925 | Fred Larson | .7 | NA | NA | — | NA |
| 1926 | Verne Lewellen | .9 | NA | NA | — | NA |
| 1927 | Red Dunn | .4 | NA | NA | — | NA |
| | Curly Lambeau | .4 | NA | NA | — | NA |
| 1928 | Eddie Kotal | .10 | NA | NA | — | NA |
| 1929 | Lavvie Dilweg | .7 | NA | NA | — | NA |
| 1930 | Lavvie Dilweg | .6 | NA | NA | — | NA |
| 1931 | Johnny (Blood) McNally | .6 | NA | NA | — | NA |
| 1932 | Arnie Herber | .6 | NA | NA | — | NA |
| | Johnny (Blood) McNally | .6 | NA | NA | — | NA |
| 1933 | Roger Grove | .5 | NA | NA | — | 3t |
| 1934 | Hank Bruder | .4 | 108 | 1 | — | 2t |
| | Joe Laws | .4 | 35 | 0 | — | 2t |
| 1935 | Chester Johnston | .4 | 17 | 0 | — | NA |
| 1936 | George Svendsen | .5 | 122 | 0 | — | NA |
| 1937 | Clarke Hinkle | .5 | 77 | 0 | — | NA |
| 1938 | Clarke Hinkle | .6 | 15 | 0 | — | NA |
| 1939 | Charley Brock | .8 | 133 | 1 | — | NA |
| 1940 | Don Hutson | .6 | 24 | 0 | — | 1t |
| 1941 | Hal Van Every | .3 | 104 | 1 | — | 11t |
| 1942 | Don Hutson | .7 | 71 | 0 | — | 2 |
| 1943 | Irv Comp | .10 | 149 | 1 | — | 2 |
| 1944 | Ted Fritsch | .6 | 115 | 1 | — | 3t |
| | Irv Comp | .6 | 54 | 0 | — | 3t |
| 1945 | Charley Brock | .4 | 122 | 2 | — | 6t |
| | Don Hutson | .4 | 15 | 0 | — | 6t |
| 1946 | Herm Rohrig | .5 | 134 | 0 | — | 4t |
| 1947 | Bob Forte | .9 | 140 | 1 | — | 3t |
| 1948 | Ted Cook | .6 | 81 | 0 | — | 8t |
| 1949 | Ted Cook | .5 | 52 | 0 | — | 13t |
| 1950 | Rebel Steiner | .7 | 190 | 1 | — | 10t |
| 1951 | Jug Girard | .5 | 25 | 0 | — | 9t |
| 1952 | Ace Loomis | .4 | 115 | 1 | — | 21t |
| | Bob Forte | .4 | 50 | 0 | — | 21t |
| | Bobby Dillon | .4 | 35 | 0 | — | 21t |
| 1953 | Bobby Dillon | .9 | 112 | 1 | — | 5t |
| 1954 | Bobby Dillon | .7 | 111 | 1 | — | 7t |
| 1955 | Bobby Dillon | .9 | 153 | 0 | — | 2t |
| 1956 | Bobby Dillon | .7 | 244 | 1 | — | 5t |
| 1957 | John Symank | .9 | 198 | 0 | — | 4t |
| | Bobby Dillon | .9 | 180 | 1 | — | 4t |
| 1958 | Bobby Dillon | .6 | 134 | 1 | — | 7t |
| 1959 | Bill Forester | .2 | 48 | 0 | — | 34t |
| | John Symank | .2 | 46 | 0 | — | 34t |
| | Bob Freeman | .2 | 22 | 0 | — | 34t |
| | Emilen Tunnell | .2 | 20 | 0 | — | 34t |
| 1960 | Jesse Whittenton | .6 | 101 | 0 | — | 7t |



Charles Woodson

| Year | Player | Int | Yards | TD | NFC Rank | NFL Rank |
|------|-------------------|-----|-------|----|----------|----------|
| 1961 | John Symank | .5 | 99 | 0 | — | 16t |
| | Jesse Whittenton | .5 | 98 | 1 | — | 16t |
| | Hank Gremminger | .5 | 54 | 0 | — | 16t |
| | Willie Wood | .5 | 52 | 0 | — | 16t |
| 1962 | Willie Wood | .9 | 132 | 0 | — | 1 |
| 1963 | Herb Adderley | .5 | 86 | 0 | — | 14t |
| | Willie Wood | .5 | 67 | 0 | — | 14t |
| 1964 | Herb Adderley | .4 | 56 | 0 | — | 12t |
| 1965 | Herb Adderley | .6 | 175 | 3 | — | 3t |
| | Willie Wood | .6 | 65 | 0 | — | 3t |
| 1966 | Bob Jeter | .5 | 142 | 2 | — | 9t |
| | Dave Robinson | .5 | 60 | 0 | — | 9t |
| 1967 | Bob Jeter | .8 | 78 | 0 | — | 3t |
| 1968 | Tom Brown | .4 | 66 | 0 | — | 19t |
| 1969 | Herb Adderley | .5 | 169 | 1 | — | 7t |
| 1970 | Willie Wood | .7 | 110 | 0 | 2t | 5t |
| 1971 | Ken Ellis | .6 | 10 | 0 | 4t | 9t |
| 1972 | Ken Ellis | .4 | 106 | 1 | 7t | 20t |
| | Willie Buchanon | .4 | 62 | 0 | 7t | 20t |
| | Jim Hill | .4 | 37 | 0 | 7t | 20t |
| 1973 | Ken Ellis | .3 | 53 | 1 | 24t | 41t |
| | Jim Hill | .3 | 53 | 0 | 24t | 41t |
| | Jim Carter | .3 | 44 | 1 | 24t | 41t |
| 1974 | Ted Hendricks | .5 | 74 | 0 | 6t | 13t |
| 1975 | Perry Smith | .6 | 97 | 0 | 4t | 7t |
| 1976 | Johnnie Gray | .4 | 101 | 1 | 11t | 24t |
| 1977 | Steve Luke | .4 | 9 | 0 | 15t | 29t |
| | Mike C. McCoy | .4 | 2 | 0 | 15t | 29t |
| 1978 | Willie Buchanon | .9 | 93 | 1 | 1t | 2t |
| 1979 | Johnnie Gray | .5 | 66 | 0 | 8t | 17t |
| 1980 | Johnnie Gray | .5 | 54 | 0 | 10t | 24t |
| 1981 | Maurice Harvey | .6 | 217 | 0 | 11t | 14t |
| | Mark Lee | .6 | 50 | 0 | 11t | 14t |
| 1982 | John Anderson | .3 | 22 | 0 | 8t | 21t |
| 1983 | Tim Lewis | .5 | 111 | 0 | 12t | 23t |
| | John Anderson | .5 | 54 | 1 | 12t | 23t |
| 1984 | Tom Flynn | .9 | 106 | 0 | 1 | 2 |
| 1985 | Tim Lewis | .4 | 4 | 0 | 22t | 39t |
| 1986 | Mark Lee | .9 | 33 | 0 | 2t | 2t |
| 1987 | Jim Bob Morris | .3 | 135 | 0 | 17t | 31t |
| | Dave Brown | .3 | 16 | 0 | 17t | 31t |
| 1988 | Mark Murphy | .5 | 19 | 0 | 7t | 13t |
| 1989 | Dave Brown | .6 | 12 | 0 | 3t | 7t |
| 1990 | LeRoy Butler | .3 | 42 | 0 | 17t | 33t |
| | Jerry Holmes | .3 | 39 | 0 | 17t | 33t |
| | Mark Murphy | .3 | 6 | 0 | 17t | 33t |
| 1991 | Chuck Cecil | .3 | 76 | 0 | 22t | 42t |
| | Mark Murphy | .3 | 27 | 0 | 22t | 42t |
| | LeRoy Butler | .3 | 6 | 0 | 22t | 42t |
| 1992 | Chuck Cecil | .4 | 52 | 0 | 9t | 22t |
| 1993 | LeRoy Butler | .6 | 131 | 0 | 2t | 7t |
| 1994 | Terrell Buckley | .5 | 38 | 0 | 5t | 10t |
| 1995 | LeRoy Butler | .5 | 105 | 0 | 10t | 15t |
| 1996 | Eugene Robinson | .6 | 107 | 0 | 2t | 4t |
| 1997 | LeRoy Butler | .5 | 4 | 0 | 6t | 10t |
| 1998 | Tyrone Williams | .5 | 40 | 0 | 5t | 14t |
| 1999 | Mike McKenzie | .6 | 4 | 0 | 3t | 6t |
| 2000 | Darren Sharper | .9 | 109 | 0 | 1 | 1 |
| 2001 | Darren Sharper | .6 | 78 | 0 | 6t | 9t |
| 2002 | Darren Sharper | .7 | 233 | 1 | 2t | 3t |
| 2003 | Darren Sharper | .5 | 78 | 0 | 6t | 17t |
| 2004 | Darren Sharper | .4 | 97 | 2 | 10t | 21t |
| 2005 | Al Harris | .3 | 30 | 1 | 21t | 36t |
| 2006 | Charles Woodson | .8 | 61 | 1 | 1t | 3t |
| 2007 | Atari Bigby | .5 | 50 | 0 | 4t | 9t |
| 2008 | Nick Collins | .7 | 295 | 3 | 1t | 2t |
| | Charles Woodson | .7 | 169 | 2 | 1t | 2t |
| 2009 | Charles Woodson | .9 | 179 | 3 | 1t | 1t |
| 2010 | Tramon Williams | .6 | 87 | 0 | 2t | 5t |
| 2011 | Charles Woodson | .7 | 63 | 1 | 1 | 1t |
| 2012 | Casey Hayward | .6 | 81 | 0 | 5t | 5t |
| 2013 | Sam Shields | .4 | 3 | 0 | 8t | 11t |
| 2014 | Casey Hayward | .3 | 113 | 1 | 17t | 27t |
| | Tramon Williams | .3 | 2 | 0 | 17t | 27t |
| 2015 | Damarious Randall | .3 | 47 | 1 | 10t | 24t |
| | Micah Hyde | .3 | 36 | 0 | 10t | 24t |
| | Sam Shields | .3 | 15 | 0 | 10t | 24t |
| 2016 | Ha Ha Clinton-Dix | .5 | 75 | 0 | 2t | 5t |

PUNTING

| Year | Player | Gross | | | NFC/NFL | |
|------|----------------|-------|------|----|---------|---------|
| | | Punts | Avg | LG | Bk | Rank |
| 1939 | Clarke Hinkle | 43 | 40.7 | 65 | 0 | — |
| 1940 | Clarke Hinkle | 22 | 37.2 | 59 | 0 | — |
| 1941 | Clarke Hinkle | 22 | 44.5 | 63 | 0 | 18 |
| 1942 | Lou Brock | 32 | 38.1 | 52 | 2 | — |
| 1943 | Lou Brock | 32 | 36.4 | 72 | 1 | 9 |
| 1944 | Tony Canadeo | 13 | 36.8 | 46 | 0 | 13 |
| 1945 | Roy McKay | 44 | 41.2 | 73 | 0 | 1 |
| 1946 | Roy McKay | 64 | 42.7 | 64 | 1 | 1 |
| 1947 | Jack Jacobs | 57 | 43.5 | 74 | 1 | 1 |
| 1948 | Jack Jacobs | 69 | 40.3 | 78 | 1 | 3 |
| 1949 | Jug Girard | 69 | 39.0 | 72 | 3 | 5 |
| 1950 | Jug Girard | 71 | 38.2 | 63 | 2 | 13 |
| 1951 | Jug Girard | 52 | 40.4 | 66 | 0 | 6 |
| 1952 | Babe Parilli | 65 | 40.7 | 63 | 0 | 10 |
| 1953 | Clive Rush | 60 | 37.7 | 60 | 0 | 13 |
| 1954 | Max McGee | 72 | 41.7 | 63 | 0 | 5 |
| 1955 | Dick Deschaine | 56 | 43.2 | 73 | 0 | 2 |
| 1956 | Dick Deschaine | 62 | 42.7 | 57 | 0 | 2 |
| 1957 | Dick Deschaine | 63 | 42.0 | 71 | 2 | 6 |
| 1958 | Max McGee | 62 | 42.3 | 61 | 0 | 4 |
| 1959 | Max McGee | 64 | 42.4 | 61 | 1 | 7 |
| 1960 | Max McGee | 31 | 41.6 | 58 | 1 | 10 |
| 1961 | Boyd Dowler | 38 | 44.1 | 75 | 0 | 5 |
| 1962 | Boyd Dowler | 36 | 43.1 | 75 | 0 | 6 |
| 1963 | Jerry Norton | 51 | 44.7 | 61 | 0 | 6 |
| 1964 | Jerry Norton | 56 | 42.2 | 61 | 0 | 11 |
| 1965 | Don Chandler | 74 | 42.9 | 90 | 0 | 5 |
| 1966 | Don Chandler | 60 | 40.9 | 58 | 0 | 10 |
| 1967 | Donny Anderson | 65 | 36.6 | 63 | 1 | 14 |
| 1968 | Donny Anderson | 59 | 40.0 | 65 | 0 | 9 |
| 1969 | Donny Anderson | 58 | 40.2 | 58 | 0 | 9 |
| 1970 | Donny Anderson | 81 | 40.8 | 62 | 0 | 6/15 |
| 1971 | Donny Anderson | 50 | 40.4 | 58 | 0 | 8/17 |
| 1972 | Ron Widby | 65 | 41.8 | 64 | 2 | 5/10 |
| 1973 | Ron Widby | 56 | 43.1 | 60 | 0 | 3/6 |
| 1974 | Randy Walker | 69 | 38.4 | 58 | 0 | 8/18 |
| 1975 | David Beverly | 66 | 37.6 | 55 | 0 | 13/24 |
| 1976 | David Beverly | 83 | 37.0 | 60 | 1 | 12/25 |
| 1977 | David Beverly | 85 | 39.9 | 59 | 1 | 5/7t |
| 1978 | David Beverly | 106 | 35.5 | 57 | 0 | 15/29 |
| 1979 | David Beverly | 69 | 40.4 | 65 | 0 | 4/10 |
| 1980 | David Beverly | 86 | 38.3 | 55 | 0 | 14/26t |
| 1981 | Ray Stachowicz | 82 | 40.6 | 72 | 2 | 11/18t |
| 1982 | Ray Stachowicz | 42 | 40.2 | 53 | 0 | 11/17 |
| 1983 | Bucky Scribner | 69 | 41.6 | 70 | 1 | 3/10 |
| 1984 | Bucky Scribner | 85 | 42.3 | 61 | 0 | 3/8 |
| 1985 | Joe Prokop | 56 | 39.5 | 66 | 0 | 14/28 |
| 1986 | Don Bracken | 55 | 40.1 | 63 | 2 | 11/21 |
| 1987 | Don Bracken | 72 | 40.9 | 65 | 1 | 5/9 |
| 1988 | Don Bracken | 85 | 38.7 | 62 | 1 | 12/24 |
| 1989 | Don Bracken | 66 | 40.6 | 63 | 0 | 7/11 |
| 1990 | Don Bracken | 64 | 38.0 | 59 | 1 | 13/25 |
| 1991 | Paul McJulien | 86 | 40.4 | 62 | 0 | 10/19t |
| 1992 | Bryan Wagner | 30 | 40.7 | 52 | 0 | NQ* |
| 1993 | Bryan Wagner | 74 | 42.9 | 60 | 0 | 6t/12t |
| 1994 | Craig Henrich | 81 | 41.4 | 70 | 0 | 7t/17t |
| 1995 | Craig Henrich | 65 | 42.1 | 61 | 2 | 7/14t |
| 1996 | Craig Henrich | 68 | 42.4 | 65 | 0 | 10/20 |
| 1997 | Craig Henrich | 75 | 45.0 | 65 | 0 | 3/5t |
| 1998 | Sean Landeta | 65 | 42.9 | 72 | 0 | 8/20 |
| 1999 | Louie Aguiar | 75 | 39.4 | 64 | 0 | 13t/28t |
| 2000 | Josh Bidwell | 78 | 38.5 | 53 | 0 | 14/29t |
| 2001 | Josh Bidwell | 82 | 42.5 | 68 | 0 | 7/13 |
| 2002 | Josh Bidwell | 79 | 41.7 | 57 | 0 | 10/16 |
| 2003 | Josh Bidwell | 69 | 41.7 | 60 | 0 | 6/14 |
| 2004 | Bryan Barker | 66 | 40.1 | 64 | 0 | 14/27 |
| 2005 | B.J. Sander | 64 | 39.2 | 53 | 0 | 15/30 |
| 2006 | Jon Ryan | 84 | 44.5 | 66 | 0 | 7/9 |
| 2007 | Jon Ryan | 60 | 44.4 | 72 | 2 | 5/9 |
| 2008 | Derrick Frost | 48 | 42.1 | 65 | 0 | 11/23 |
| 2009 | Jeremy Kapinos | 66 | 43.8 | 58 | 1 | 8/16 |
| 2010 | Tim Masthay | 71 | 43.9 | 62 | 0 | 7/14 |
| 2011 | Tim Masthay | 55 | 45.6 | 71 | 0 | 6/15 |
| 2012 | Tim Masthay | 70 | 43.5 | 65 | 1 | 13/27 |
| 2013 | Tim Masthay | 64 | 44.6 | 62 | 0 | 11/22 |
| 2014 | Tim Masthay | 49 | 44.1 | 63 | 2 | 12/26 |
| 2015 | Tim Masthay | 81 | 43.9 | 62 | 0 | 12/25 |
| 2016 | Jacob Schum | 56 | 43.2 | 65 | 0 | 13/27 |

PUNT RETURNS

| Year | Player | Ret | Yds | Avg | LG | TD | NFC/NFL | |
|------|-----------------|-----|-----|------|-----|----|---------|------|
| | | | | | | | Rank | Rank |
| 1941 | Andy Uram | 7 | 121 | 17.3 | 90t | 1 | — | |
| 1942 | Tony Canadeo | 7 | 76 | 10.9 | 26 | 0 | — | |
| 1943 | Joe Laws | 10 | 84 | 8.4 | 19 | 0 | 7 | |
| 1944 | Joe Laws | 15 | 118 | 7.9 | 23 | 0 | 7 | |
| 1945 | Joe Laws | 12 | 78 | 6.5 | 21 | 0 | 10 | |
| 1946 | Bob Nussbaumer | 12 | 98 | 8.2 | 21 | 0 | 11 | |
| 1947 | Jim Gillette | 11 | 168 | 15.3 | 26 | 0 | 8 | |
| 1948 | Fred Provo | 18 | 208 | 11.6 | 40 | 0 | 9 | |
| 1949 | Ralph Earhart | 14 | 161 | 11.5 | 57t | 1 | 14 | |
| 1950 | Billy Grimes | 29 | 555 | 19.1 | 85t | 2 | 2 | |
| 1951 | Billy Grimes | 16 | 100 | 6.3 | 26 | 0 | 20 | |
| 1952 | Billy Grimes | 18 | 179 | 9.9 | 72 | 0 | 11 | |
| 1953 | Al Carmichael | 20 | 199 | 10.0 | 52 | 0 | 2 | |
| 1954 | Veryl Switzer | 26 | 314 | 12.1 | 93t | 1 | 1 | |
| 1955 | Veryl Switzer | 24 | 158 | 6.6 | 38 | 0 | 8 | |
| 1956 | Al Carmichael | 21 | 165 | 7.9 | 22 | 0 | 6 | |
| 1957 | Al Carmichael | 25 | 190 | 7.6 | 48 | 0 | 2 | |
| 1958 | Jim Shanley | 14 | 105 | 7.5 | 26 | 0 | 7 | |
| 1959 | Lew Carpenter | 13 | 150 | 11.5 | 51 | 0 | 2 | |
| 1960 | Willie Wood | 16 | 106 | 6.6 | 33 | 0 | 7 | |
| 1961 | Willie Wood | 14 | 225 | 16.1 | 72t | 2 | 1 | |
| 1962 | Willie Wood | 23 | 273 | 11.9 | 65 | 0 | 2 | |
| 1963 | Willie Wood | 19 | 169 | 8.9 | 41 | 0 | 10 | |
| 1964 | Willie Wood | 19 | 252 | 13.3 | 64 | 0 | 2 | |
| 1965 | Willie Wood | 13 | 38 | 2.9 | 14 | 0 | 14 | |
| 1966 | Willie Wood | 22 | 82 | 3.7 | 13 | 0 | 11 | |
| 1967 | Donny Anderson | 9 | 98 | 10.9 | 43 | 0 | 3 | |
| 1968 | Tom Brown | 16 | 111 | 6.9 | 52t | 1 | 10 | |
| 1969 | Elijah Pitts | 16 | 60 | 3.8 | 10 | 0 | 10 | |
| 1970 | Willie Wood | 11 | 58 | 5.3 | 12 | 0 | NQ* | |
| 1971 | Ken Ellis | 22 | 107 | 4.9 | 30 | 0 | 11/24 | |
| 1972 | Ken Ellis | 14 | 215 | 15.4 | 80t | 1 | 1/1 | |
| 1973 | Jon Staggers | 19 | 90 | 4.7 | 26 | 0 | 13/28 | |
| 1974 | Steve Odom | 15 | 191 | 12.7 | 95t | 1 | 5t/11t | |
| 1975 | Willard Harrell | 21 | 136 | 6.5 | 25 | 0 | 16/26 | |
| 1976 | Johnnie Gray | 37 | 307 | 8.3 | 27 | 0 | 11/21 | |
| 1977 | Willard Harrell | 28 | 253 | 9.0 | 75t | 1 | 5/16 | |
| 1978 | Steve Odom | 33 | 298 | 9.0 | 48 | 0 | 5/11 | |
| 1979 | Steve Odom | 15 | 80 | 5.3 | 19 | 0 | 12/26 | |
| 1980 | Ron Cassidy | 17 | 139 | 8.2 | 20 | 0 | 11t/19t | |
| 1981 | Mark Lee | 20 | 187 | 9.4 | 94t | 1 | 6/11 | |
| 1982 | Phillip Epps | 20 | 150 | 7.5 | 35 | 0 | 9/19 | |
| 1983 | Phillip Epps | 36 | 324 | 9.0 | 90t | 1 | 6/13 | |
| 1984 | Phillip Epps | 29 | 199 | 6.9 | 39 | 0 | 11/22t | |
| 1985 | Walter Stanley | 14 | 179 | 12.8 | 27 | 0 | NQ* | |
| 1986 | Walter Stanley | 33 | 316 | 9.6 | 83t | 1 | 4/7 | |
| 1987 | Walter Stanley | 28 | 173 | 6.2 | 48 | 0 | 12/22 | |
| 1988 | Ron Pitts | 9 | 93 | 10.3 | 63t | 1 | NQ* | |
| 1989 | Jeff Query | 30 | 247 | 8.2 | 15 | 0 | 11/15 | |
| 1990 | Jeff Query | 32 | 308 | 9.6 | 25 | 0 | 4/6t | |
| 1991 | Vai Sikahema | 26 | 239 | 9.2 | 62 | 0 | 6/10 | |
| 1992 | Terrell Buckley | 21 | 211 | 10.0 | 58t | 1 | 5/10t | |
| 1993 | Mike Prior | 17 | 194 | 11.4 | 24 | 0 | NQ* | |
| 1994 | Robert Brooks | 40 | 352 | 8.8 | 85t | 1 | 7/14 | |
| 1995 | Charles Jordan | 21 | 213 | 10.1 | 18 | 0 | 5t/10t | |
| 1996 | Desmond Howard | 58 | 875 | 15.1 | 92t | 3 | 1/1 | |
| 1997 | Bill Schroeder | 33 | 342 | 10.4 | 46 | 0 | 8/15t | |
| 1998 | Roell Preston | 44 | 398 | 9.0 | 71t | 1 | 9/18 | |
| 1999 | Desmond Howard | 12 | 93 | 7.8 | 20 | 0 | NQ* | |
| 2000 | Allen Rossum | 29 | 248 | 8.6 | 43 | 0 | 8t/16t | |
| 2001 | Antonio Freeman | 17 | 114 | 6.7 | 29 | 0 | NQ* | |
| 2002 | Darrien Gordon | 35 | 180 | 5.1 | 27 | 0 | 14/24 | |
| 2003 | Antonio Chatman | 33 | 277 | 8.4 | 33 | 0 | 9/20 | |
| 2004 | Antonio Chatman | 32 | 245 | 7.7 | 28 | 0 | 8/19 | |
| 2005 | Antonio Chatman | 45 | 381 | 8.5 | 85t | 1 | 7/12t | |
| 2006 | Charles Woodson | 41 | 363 | 8.9 | 40 | 0 | 8/19 | |
| 2007 | Charles Woodson | 33 | 268 | 8.1 | 34 | 0 | 7/16 | |
| 2008 | Will Blackmon | 36 | 398 | 11.1 | 76t | 2 | 4/9 | |
| 2009 | Jordy Nelson | 17 | 90 | 5.3 | 14 | 0 | NQ* | |
| 2010 | Tramon Williams | 41 | 326 | 8.0 | 52 | 0 | 10/19 | |
| 2011 | Randall Cobb | 26 | 295 | 11.3 | 80t | 1 | 4/7 | |
| 2012 | Randall Cobb | 21 | 292 | 9.4 | 75t | 1 | 5/14 | |
| 2013 | Micah Hyde | 24 | 296 | 12.3 | 93t | 1 | 3/5 | |
| 2014 | Micah Hyde | 14 | 221 | 15.8 | 75t | 2 | NQ* | |
| 2015 | Micah Hyde | 27 | 157 | 5.8 | 16 | 0 | 12/24 | |
| 2016 | Micah Hyde | 11 | 64 | 5.8 | 19 | 0 | NQ* | |

* — Did not qualify for league leaders

KICKOFF RETURNS

| Year | Player | Ret | Yds | Avg | LG | TD | NFC/NFL | |
|------|-----------------|-----|-------|------|------|----|---------|------|
| | | | | | | | Rank | Rank |
| 1941 | Tony Canadeo | 4 | 110 | 27.5 | 55 | 0 | — | — |
| 1942 | Andy Uram | 8 | 208 | 26.0 | 98† | 1 | — | — |
| 1943 | Tony Canadeo | 10 | 242 | 24.2 | 43 | 0 | 6 | — |
| 1944 | Ted Fritsch | 11 | 288 | 26.2 | 44 | 0 | 2 | — |
| 1945 | Ted Fritsch | 8 | 279 | 34.9 | 79 | 0 | 5 | — |
| 1946 | Tony Canadeo | 6 | 163 | 27.2 | 38 | 0 | 15 | — |
| 1947 | Ed Cody | 10 | 269 | 26.9 | 39 | 0 | 5† | — |
| 1948 | Ed Smith | 12 | 287 | 23.7 | 36 | 0 | 8 | — |
| 1949 | Jack Kirby | 14 | 315 | 22.5 | 34 | 0 | 10 | — |
| 1950 | Tony Canadeo | 16 | 411 | 25.7 | 44 | 0 | 10 | — |
| 1951 | Dom Moselle | 20 | 547 | 27.4 | 48 | 0 | 4 | — |
| 1952 | Billy Grimes | 18 | 422 | 23.4 | 34 | 0 | 15 | — |
| 1953 | Al Carmichael | 26 | 641 | 24.7 | 43 | 0 | 8 | — |
| 1954 | Al Carmichael | 19 | 531 | 27.9 | 49 | 0 | 3 | — |
| 1955 | Al Carmichael | 14 | 418 | 29.9 | 100† | 1 | 1 | — |
| 1956 | Al Carmichael | 33 | 927 | 28.1 | 106† | 1 | 3 | — |
| 1957 | Don McIlhenny | 14 | 362 | 25.9 | 53 | 0 | 6 | — |
| 1958 | Al Carmichael | 29 | 700 | 24.1 | 60 | 0 | 5 | — |
| 1959 | John Symank | 14 | 338 | 24.1 | 39 | 0 | 5 | — |
| 1960 | Tom Moore | 12 | 397 | 33.1 | 84 | 0 | 1 | — |
| 1961 | Tom Moore | 15 | 409 | 27.3 | 60 | 0 | 7 | — |
| 1962 | Herb Adderley | 15 | 418 | 27.9 | 103† | 1 | 3 | — |
| 1963 | Herb Adderley | 20 | 597 | 29.9 | 98† | 1 | 3 | — |
| 1964 | Tom Moore | 16 | 431 | 26.9 | 55 | 0 | 5 | — |
| 1965 | Tom Moore | 15 | 361 | 24.1 | 52 | 0 | 15 | — |
| 1966 | Donny Anderson | 23 | 533 | 23.2 | 61 | 0 | 15 | — |
| 1967 | Travis Williams | 18 | 739 | 41.1 | 104† | 4 | 1 | — |
| 1968 | Herb Adderley | 14 | 331 | 23.6 | 50 | 0 | 11 | — |
| 1969 | Dave Hampton | 22 | 582 | 26.5 | 87† | 1 | 5 | — |
| 1970 | Larry Krause | 18 | 513 | 28.5 | 100† | 1 | 3/7 | — |
| 1971 | Dave Hampton | 46 | 1,314 | 28.6 | 90† | 1 | 3/3 | — |
| 1972 | Ike Thomas | 21 | 572 | 27.2 | 89 | 0 | 5/7 | — |
| 1973 | Ike Thomas | 23 | 527 | 22.9 | 34 | 0 | 9†/22† | — |
| 1974 | Steve Odom | 31 | 713 | 23.0 | 52 | 0 | 14/25 | — |
| 1975 | Steve Odom | 42 | 1,034 | 24.6 | 93† | 1 | 6/11 | — |
| 1976 | Mike C. McCoy | 18 | 457 | 25.4 | 65 | 0 | 4/9† | — |
| 1977 | Steve Odom | 23 | 468 | 20.3 | 37 | 0 | 17/30 | — |
| 1978 | Steve Odom | 25 | 677 | 27.1 | 95† | 1 | 1/1 | — |
| 1979 | Aundra Thompson | 15 | 346 | 23.1 | 100† | 1 | NQ* | — |
| 1980 | Mark Lee | 30 | 589 | 19.6 | 35 | 0 | 15†/28† | — |
| 1981 | Mark Lee | 14 | 270 | 19.3 | 31 | 0 | 19/40 | — |
| 1982 | Del Rodgers | 20 | 436 | 21.8 | 76 | 0 | 11/21 | — |
| 1983 | Harian Huckleby | 41 | 757 | 18.5 | 57 | 0 | 17/37 | — |
| 1984 | Del Rodgers | 39 | 843 | 21.6 | 97† | 1 | 6/14 | — |
| 1985 | Gary Ellerson | 29 | 521 | 18.0 | 32 | 0 | 15/32 | — |
| 1986 | Walter Stanley | 28 | 559 | 20.0 | 55 | 0 | 9/22† | — |
| 1987 | Brent Fullwood | 24 | 510 | 21.3 | 46 | 0 | 9/13 | — |
| 1988 | Brent Fullwood | 21 | 421 | 20.0 | 31 | 0 | 9/22 | — |
| 1989 | Vince Workman | 33 | 547 | 16.6 | 46 | 0 | 16/31 | — |
| 1990 | Charles Wilson | 35 | 798 | 22.8 | 36 | 0 | 3/5 | — |
| 1991 | Charles Wilson | 23 | 522 | 22.7 | 82† | 1 | 3†/5† | — |
| 1992 | Corey Harris | 23 | 485 | 21.1 | 50 | 0 | 11/14† | — |
| 1993 | Robert Brooks | 23 | 611 | 26.6 | 95† | 1 | 1/1 | — |
| 1994 | Corey Harris | 29 | 618 | 21.3 | 59 | 0 | 12/23† | — |
| 1995 | Antonio Freeman | 24 | 556 | 23.2 | 45 | 0 | 5/14 | — |
| 1996 | Desmond Howard | 22 | 460 | 20.9 | 40 | 0 | 17/34 | — |
| 1997 | Bill Schroeder | 24 | 562 | 23.4 | 40 | 0 | 8†/14† | — |
| 1998 | Roell Preston | 57 | 1,497 | 26.3 | 101† | 2 | 3/6 | — |
| 1999 | Basil Mitchell | 21 | 464 | 22.1 | 88† | 1 | 10†/20† | — |
| 2000 | Allen Rossum | 50 | 1,288 | 25.8 | 92† | 1 | 3/4 | — |
| 2001 | Allen Rossum | 23 | 431 | 18.7 | 27 | 0 | 16/34 | — |
| 2002 | Javon Walker | 35 | 789 | 22.0 | 55 | 0 | 15/25 | — |
| 2003 | Najeh Davenport | 16 | 505 | 31.6 | 60 | 0 | NQ* | — |
| 2004 | Robert Ferguson | 21 | 526 | 25.0 | 71 | 0 | 4/7 | — |
| 2005 | ReShard Lee | 15 | 319 | 21.3 | 35 | 0 | NQ* | — |
| 2006 | Vernand Morency | 31 | 670 | 21.6 | 35 | 0 | 16†/30† | — |
| 2007 | Koren Robinson | 25 | 596 | 23.8 | 67 | 0 | 11†/20† | — |
| 2008 | Will Blackmon | 55 | 1,157 | 21.0 | 45 | 0 | 19/34 | — |
| 2009 | Jordy Nelson | 25 | 635 | 25.4 | 54 | 0 | 6/11 | — |
| 2010 | Jordy Nelson | 22 | 496 | 22.5 | 51 | 0 | 11/24 | — |
| 2011 | Randall Cobb | 34 | 941 | 27.7 | 108† | 1 | 1/2 | — |
| 2012 | Randall Cobb | 38 | 964 | 25.4 | 46 | 0 | 6/12 | — |
| 2013 | Micah Hyde | 22 | 531 | 24.1 | 70 | 0 | 6/14 | — |
| 2014 | DuJuan Harris | 22 | 456 | 20.7 | 41 | 0 | 11/20 | — |
| 2015 | Jeff Janis | 14 | 406 | 29.0 | 70 | 0 | NQ* | — |
| 2016 | Ty Montgomery | 18 | 366 | 20.3 | 40 | 0 | NQ* | — |

* — Did not qualify for league leaders

TOTAL TACKLES

| Year | Player | TT | Solo | Ast | FF | FR |
|------|--------------|-----|------|-----|----|----|
| 1975 | Johnnie Gray | 123 | 70 | 53 | 1 | 4 |
| 1976 | Johnnie Gray | 119 | 95 | 24 | 1 | 3 |
| 1977 | Jim Carter | 157 | 121 | 36 | 1½ | 0 |
| 1978 | Steve Luke | 150 | 133 | 17 | 4 | 2 |

| Year | Player | TT | Solo | Ast | FF | FR |
|------|-------------------|-----|------|-----|----|----|
| 1979 | Rich Wingo | 166 | 151 | 15 | 3 | 1 |
| 1980 | Mike Douglass | 165 | 122 | 43 | 3 | 2 |
| 1981 | Mike Douglass | 180 | 146 | 34 | 7 | 3 |
| 1982 | George Cumby | 94 | 69 | 25 | 2 | 1 |
| 1983 | Mike Douglass | 162 | 127 | 35 | 4 | 4 |
| 1984 | Mark Murphy | 116 | 94 | 22 | 0 | 1 |
| 1985 | Randy Scott | 151 | 98 | 53 | 2 | 2 |
| 1986 | Brian Noble | 113 | 82 | 31 | 2 | 0 |
| 1987 | Brian Noble | 89 | 76 | 13 | 0 | 5 |
| 1988 | Tim Harris | 111 | 83 | 28 | 2 | 0 |
| | Mark Murphy | 111 | 86 | 25 | 1 | 4 |
| 1989 | Brian Noble | 138 | 71 | 67 | 1 | 1 |
| 1990 | Mark Murphy | 128 | 103 | 25 | 1 | 0 |
| 1991 | Brian Noble | 121 | 64 | 57 | 1 | 1 |
| 1992 | Johnny Holland | 117 | 80 | 37 | 1 | 2 |
| 1993 | Johnny Holland | 145 | 97 | 48 | 2 | 2 |
| 1994 | George Koonce | 119 | 78 | 41 | 1 | 2 |
| 1995 | LeRoy Butler | 117 | 97 | 20 | 1 | 0 |
| 1996 | George Koonce | 117 | 76 | 41 | 0 | 1 |
| 1997 | Bernardo Harris | 119 | 86 | 33 | 0 | 0 |
| 1998 | Bernardo Harris | 121 | 79 | 42 | 0 | 1 |
| 1999 | Darren Sharper | 113 | 84 | 29 | 0 | 0 |
| 2000 | Bernardo Harris | 132 | 85 | 47 | 1 | 0 |
| 2001 | Bernardo Harris | 130 | 81 | 49 | 2 | 3 |
| 2002 | Nate Wayne | 132 | 94 | 38 | 3 | 2 |
| 2003 | Nick Barnett | 134 | 95 | 39 | 0 | 1 |
| 2004 | Nick Barnett | 162 | 116 | 46 | 0 | 1 |
| 2005 | Nick Barnett | 194 | 128 | 66 | 1 | 3 |
| 2006 | A.J. Hawk | 155 | 112 | 43 | 1 | 2 |
| 2007 | Nick Barnett | 165 | 109 | 56 | 0 | 1 |
| 2008 | A.J. Hawk | 121 | 84 | 37 | 0 | 0 |
| 2009 | Nick Barnett | 122 | 96 | 26 | 0 | 0 |
| 2010 | A.J. Hawk | 134 | 97 | 37 | 0 | 0 |
| 2011 | Desmond Bishop | 142 | 109 | 33 | 2 | 0 |
| 2012 | A.J. Hawk | 142 | 105 | 37 | 0 | 0 |
| 2013 | A.J. Hawk | 153 | 112 | 41 | 1 | 1 |
| 2014 | Morgan Burnett | 125 | 99 | 26 | 1 | 0 |
| 2015 | Ha Ha Clinton-Dix | 117 | 97 | 20 | 1 | 0 |
| 2016 | Morgan Burnett | 92 | 78 | 14 | 0 | 1 |

SACKS

| Became official NFL statistic in 1982 | | NFC Rank | NFL Rank |
|---------------------------------------|----------------------|----------|----------|
| Year | Player | Sacks | Rank |
| 1972 | Clarence Williams | 9 | NA |
| 1973 | Mike P. McCoy | 6 | NA |
| 1974 | Clarence Williams | 6 | NA |
| 1975 | Dave Purefoy | 11 | NA |
| 1976 | Mike P. McCoy | 8½ | NA |
| | Alden Roche | 8½ | NA |
| 1977 | Dave Purefoy | 8 | NA |
| | Dave Rollier | 8 | NA |
| 1978 | Ezra Johnson | 20½ | NA |
| 1979 | Bob Barber | 6 | NA |
| | Ezra Johnson | 6 | NA |
| 1980 | Mike Butler | 9 | NA |
| | Ezra Johnson | 9 | NA |
| 1981 | Mike Butler | 10½ | NA |
| 1982 | Ezra Johnson | 5½ | 13† |
| 1983 | Ezra Johnson | 14½ | 3 |
| 1984 | Mike Douglass | 9 | 21 |
| 1985 | Ezra Johnson | 9½ | 19 |
| 1986 | Tim Harris | 8 | 18† |
| 1987 | Tim Harris | 7 | 16† |
| 1988 | Tim Harris | 13½ | 5 |
| 1989 | Tim Harris | 19½ | 2 |
| 1990 | Tim Harris | 7 | 21† |
| 1991 | Tony Bennett | 13 | 3† |
| 1992 | Tony Bennett | 13½ | 6† |
| 1993 | Reggie White | 13 | 11 |
| 1994 | Sean Jones | 10½ | 5† |
| 1995 | Reggie White | 12 | 3 |
| 1996 | Reggie White | 8½ | 17 |
| 1997 | Reggie White | 11 | 7 |
| 1998 | Reggie White | 16 | 1 |
| 1999 | Keith McKenzie | 8 | 15† |
| 2000 | John Thierry | 6½ | 20† |
| 2001 | Kabeer Gbaja-Biamila | 13½ | 3† |
| 2002 | Kabeer Gbaja-Biamila | 12 | 4† |
| 2003 | Kabeer Gbaja-Biamila | 10 | 6† |
| 2004 | Kabeer Gbaja-Biamila | 13½ | 2 |
| 2005 | Kabeer Gbaja-Biamila | 8 | 11† |
| 2006 | Aaron Kampman | 15½ | 1 |
| 2007 | Aaron Kampman | 12 | 6 |
| 2008 | Aaron Kampman | 9½ | 7 |
| 2009 | Clay Matthews | 10 | 8 |
| 2010 | Clay Matthews | 13½ | 2 |
| 2011 | Clay Matthews | 6 | 26† |
| 2012 | Clay Matthews | 13 | 2 |
| 2013 | Clay Matthews | 7½ | 22† |
| 2014 | Clay Matthews | 11 | 5 |
| 2015 | Julius Peppers | 10½ | 4† |
| 2016 | Nick Perry | 11 | 5† |

| Year | Total Offense | | | Rushing | | | | Net Passing | | | | | | |
|------|---------------|-------|--------|---------|-------|--------|----|-------------|-----|------|-------|--------|----|-----|
| | Plays | Yards | Y/G | Att | Yards | Y/G | TD | Att | Cmp | Pct | Yards | Y/G | TD | Int |
| 1932 | 568 | 2131 | 163.92 | 434 | 1333 | 95.21 | 7 | 134 | 48 | 35.8 | 798 | 61.38 | 9 | 14 |
| 1933 | 705 | 2702 | 207.85 | 487 | 1513 | 116.38 | 13 | 209 | 89 | 42.6 | 1186 | 91.23 | 6 | 18 |
| 1934 | 654 | 2340 | 180.00 | 456 | 1183 | 91.00 | 8 | 197 | 74 | 37.6 | 1165 | 89.62 | 10 | 19 |
| 1935 | 682 | 3021 | 251.75 | 447 | 1562 | 130.17 | 7 | 230 | 93 | 40.4 | 1449 | 131.73 | 11 | 27 |
| 1936 | 750 | 3323 | 276.92 | 490 | 1664 | 138.67 | 11 | 255 | 108 | 42.4 | 1629 | 148.09 | 17 | 19 |
| 1937 | 702 | 3201 | 291.00 | 483 | 1786 | 162.36 | 10 | 216 | 95 | 44.0 | 1398 | 127.09 | 16 | 26 |
| 1938 | 665 | 3037 | 276.09 | 454 | 1571 | 142.82 | 9 | 210 | 91 | 43.3 | 1466 | 133.27 | 20 | 20 |
| 1939 | 748 | 3445 | 313.18 | 500 | 1574 | 143.09 | 13 | 248 | 101 | 40.7 | 1871 | 170.09 | 14 | 15 |
| 1940 | 746 | 3400 | 309.09 | 463 | 1604 | 145.82 | 10 | 283 | 118 | 41.7 | 1796 | 163.27 | 18 | 26 |
| 1941 | 721 | 3294 | 299.45 | 467 | 1550 | 140.91 | 13 | 253 | 133 | 52.6 | 1731 | 157.36 | 17 | 13 |
| 1942 | 755 | 3790 | 344.55 | 422 | 1374 | 124.91 | 10 | 330 | 172 | 52.1 | 2407 | 218.82 | 28 | 18 |
| 1943 | 652 | 3351 | 335.10 | 397 | 1442 | 144.20 | 13 | 253 | 114 | 45.1 | 1909 | 190.90 | 21 | 19 |
| 1944 | 651 | 3024 | 302.40 | 395 | 1517 | 151.70 | 16 | 253 | 105 | 41.5 | 1471 | 147.10 | 15 | 24 |
| 1945 | 596 | 2869 | 286.90 | 377 | 1325 | 132.50 | 15 | 218 | 81 | 37.2 | 1536 | 153.60 | 14 | 24 |
| 1946 | 741 | 2618 | 238.00 | 560 | 1765 | 160.45 | 12 | 178 | 54 | 30.3 | 841 | 76.45 | 4 | 18 |
| 1947 | 763 | 3769 | 314.08 | 510 | 2149 | 179.08 | 14 | 253 | 112 | 44.3 | 1620 | 135.00 | 17 | 19 |
| 1948 | 721 | 2842 | 236.83 | 446 | 1759 | 146.58 | 11 | 274 | 109 | 39.8 | 1071 | 89.25 | 8 | 29 |
| 1949 | 802 | 3119 | 259.92 | 503 | 2061 | 171.75 | 7 | 299 | 91 | 30.4 | 1058 | 88.17 | 5 | 29 |
| 1950 | 765 | 3210 | 267.50 | 398 | 1706 | 142.17 | 15 | 367 | 140 | 38.1 | 1504 | 125.33 | 14 | 37 |
| 1951 | 791 | 3753 | 312.75 | 313 | 1196 | 99.67 | 8 | 478 | 231 | 48.3 | 2557 | 213.08 | 26 | 29 |
| 1952 | 742 | 3859 | 321.58 | 405 | 1485 | 123.75 | 11 | 337 | 161 | 47.8 | 2374 | 197.83 | 26 | 25 |
| 1953 | 776 | 3220 | 268.33 | 424 | 1665 | 138.75 | 14 | 352 | 147 | 41.8 | 1555 | 129.58 | 9 | 34 |
| 1954 | 733 | 3487 | 290.58 | 321 | 1328 | 110.67 | 13 | 412 | 195 | 47.3 | 2159 | 179.92 | 14 | 19 |
| 1955 | 781 | 3662 | 305.17 | 433 | 1883 | 156.92 | 11 | 348 | 159 | 45.7 | 1779 | 148.25 | 17 | 19 |
| 1956 | 690 | 3819 | 318.25 | 337 | 1421 | 118.42 | 13 | 353 | 171 | 48.4 | 2398 | 199.83 | 21 | 18 |
| 1957 | 705 | 3232 | 269.33 | 380 | 1441 | 120.08 | 13 | 325 | 157 | 48.3 | 1791 | 149.25 | 12 | 23 |
| 1958 | 693 | 3241 | 270.08 | 345 | 1421 | 118.42 | 7 | 348 | 161 | 46.3 | 1820 | 151.67 | 15 | 27 |
| 1959 | 689 | 3739 | 311.58 | 421 | 1907 | 158.92 | 15 | 268 | 128 | 47.8 | 1832 | 152.67 | 16 | 17 |
| 1960 | 742 | 4025 | 335.42 | 463 | 2150 | 179.17 | 29 | 279 | 137 | 49.1 | 1875 | 156.25 | 9 | 13 |
| 1961 | 780 | 4714 | 392.83 | 474 | 2350 | 195.83 | 27 | 306 | 177 | 57.8 | 2364 | 197.00 | 18 | 16 |
| 1962 | 829 | 4791 | 342.21 | 518 | 2460 | 175.71 | 36 | 311 | 187 | 60.1 | 2331 | 166.50 | 14 | 13 |
| 1963 | 869 | 4781 | 341.50 | 504 | 2248 | 160.57 | 22 | 345 | 179 | 51.9 | 2533 | 180.93 | 22 | 21 |
| 1964 | 863 | 4381 | 312.93 | 495 | 2276 | 162.57 | 23 | 321 | 186 | 57.9 | 2105 | 150.36 | 16 | 6 |
| 1965 | 781 | 3601 | 257.21 | 432 | 1488 | 106.29 | 14 | 306 | 166 | 54.2 | 2113 | 150.93 | 19 | 14 |
| 1966 | 824 | 4275 | 305.36 | 475 | 1673 | 119.50 | 18 | 318 | 193 | 60.7 | 2602 | 185.86 | 18 | 5 |
| 1967 | 846 | 4279 | 305.64 | 474 | 1915 | 136.79 | 18 | 331 | 182 | 55.0 | 2364 | 168.86 | 15 | 27 |
| 1968 | 809 | 4024 | 287.43 | 450 | 1749 | 124.93 | 12 | 318 | 188 | 59.1 | 2275 | 162.50 | 21 | 15 |
| 1969 | 785 | 4068 | 290.57 | 432 | 1692 | 120.86 | 11 | 319 | 182 | 57.1 | 2376 | 169.71 | 20 | 17 |
| 1970 | 847 | 3409 | 243.50 | 453 | 1595 | 113.93 | 8 | 351 | 177 | 50.4 | 1814 | 129.57 | 11 | 24 |
| 1971 | 772 | 3914 | 279.57 | 500 | 2229 | 159.21 | 18 | 254 | 121 | 47.6 | 1685 | 120.36 | 12 | 24 |
| 1972 | 798 | 3539 | 252.79 | 544 | 2127 | 151.93 | 17 | 237 | 101 | 42.6 | 1412 | 100.86 | 7 | 9 |
| 1973 | 809 | 3256 | 232.57 | 527 | 1973 | 140.93 | 10 | 255 | 119 | 46.7 | 1283 | 91.64 | 7 | 17 |
| 1974 | 884 | 3607 | 257.64 | 482 | 1571 | 112.21 | 10 | 385 | 187 | 48.6 | 2036 | 145.43 | 11 | 21 |
| 1975 | 867 | 3619 | 258.50 | 431 | 1547 | 110.50 | 14 | 394 | 212 | 53.8 | 2072 | 148.00 | 11 | 22 |
| 1976 | 883 | 3452 | 246.57 | 485 | 1722 | 123.00 | 15 | 357 | 164 | 45.9 | 1730 | 123.57 | 10 | 22 |
| 1977 | 828 | 3212 | 229.43 | 469 | 1464 | 104.57 | 5 | 327 | 164 | 50.2 | 1748 | 124.86 | 6 | 21 |
| 1978 | 944 | 4107 | 256.69 | 550 | 2023 | 126.44 | 16 | 357 | 180 | 50.4 | 2084 | 130.25 | 11 | 18 |
| 1979 | 974 | 4542 | 283.88 | 483 | 1861 | 116.31 | 14 | 444 | 240 | 54.1 | 2681 | 167.56 | 15 | 22 |
| 1980 | 1047 | 5097 | 318.56 | 493 | 1806 | 112.88 | 13 | 511 | 289 | 56.6 | 3291 | 205.69 | 15 | 29 |
| 1981 | 1044 | 4859 | 303.69 | 478 | 1670 | 104.38 | 11 | 514 | 286 | 55.6 | 3189 | 199.31 | 24 | 24 |
| 1982 | 578 | 2910 | 323.33 | 283 | 1081 | 120.11 | 12 | 267 | 143 | 53.6 | 1829 | 203.22 | 12 | 15 |
| 1983 | 1007 | 6172 | 385.75 | 439 | 1807 | 112.94 | 15 | 526 | 311 | 59.1 | 4365 | 272.81 | 33 | 32 |
| 1984 | 1009 | 5449 | 340.56 | 461 | 2019 | 126.19 | 18 | 506 | 281 | 55.5 | 3430 | 214.38 | 30 | 30 |
| 1985 | 1031 | 5371 | 335.69 | 470 | 2208 | 138.00 | 16 | 513 | 267 | 52.0 | 3163 | 197.69 | 21 | 27 |
| 1986 | 1026 | 5061 | 316.31 | 424 | 1614 | 100.88 | 8 | 565 | 305 | 54.0 | 3447 | 215.44 | 18 | 27 |
| 1987 | 964 | 4482 | 298.80 | 464 | 1801 | 120.07 | 13 | 455 | 234 | 51.4 | 2681 | 178.73 | 15 | 17 |
| 1988 | 1018 | 4664 | 291.50 | 385 | 1379 | 86.19 | 14 | 582 | 319 | 54.8 | 3285 | 205.31 | 13 | 24 |
| 1989 | 1045 | 5780 | 361.25 | 397 | 1732 | 108.25 | 13 | 600 | 354 | 59.0 | 4048 | 253.00 | 27 | 20 |
| 1990 | 953 | 4675 | 292.19 | 350 | 1369 | 85.56 | 5 | 541 | 302 | 55.8 | 3306 | 206.63 | 20 | 21 |
| 1991 | 940 | 4332 | 270.75 | 381 | 1389 | 86.81 | 12 | 514 | 272 | 52.9 | 2943 | 183.94 | 17 | 19 |
| 1992 | 990 | 4785 | 299.06 | 420 | 1555 | 97.19 | 7 | 527 | 340 | 64.5 | 3230 | 201.88 | 20 | 15 |
| 1993 | 1006 | 4750 | 296.88 | 448 | 1619 | 101.19 | 14 | 528 | 322 | 61.0 | 3131 | 195.69 | 19 | 24 |
| 1994 | 1059 | 5316 | 332.25 | 417 | 1543 | 96.44 | 11 | 609 | 375 | 61.6 | 3773 | 235.81 | 33 | 14 |
| 1995 | 1036 | 5750 | 359.38 | 410 | 1428 | 89.25 | 9 | 593 | 372 | 62.7 | 4322 | 270.13 | 39 | 15 |
| 1996 | 1053 | 5475 | 342.19 | 485 | 1838 | 114.88 | 9 | 548 | 328 | 59.9 | 3637 | 227.31 | 39 | 13 |
| 1997 | 1008 | 5614 | 350.88 | 459 | 1909 | 119.31 | 9 | 523 | 309 | 59.1 | 3705 | 231.56 | 35 | 16 |
| 1998 | 1036 | 5636 | 352.25 | 447 | 1526 | 95.38 | 7 | 575 | 361 | 62.8 | 4110 | 256.88 | 33 | 23 |
| 1999 | 1027 | 5419 | 338.69 | 386 | 1519 | 94.94 | 13 | 605 | 344 | 56.9 | 3900 | 243.75 | 23 | 23 |
| 2000 | 1038 | 5321 | 332.56 | 404 | 1643 | 102.69 | 13 | 600 | 348 | 58.0 | 3678 | 229.88 | 21 | 16 |
| 2001 | 942 | 5463 | 341.44 | 410 | 1693 | 105.81 | 11 | 510 | 314 | 61.6 | 3770 | 235.63 | 32 | 15 |
| 2002 | 1058 | 5560 | 347.50 | 451 | 1933 | 120.81 | 12 | 580 | 361 | 62.2 | 3627 | 226.69 | 29 | 16 |
| 2003 | 999 | 5798 | 362.38 | 507 | 2558 | 159.88 | 18 | 473 | 310 | 65.5 | 3240 | 202.50 | 32 | 21 |
| 2004 | 1053 | 6357 | 397.31 | 441 | 1908 | 119.25 | 9 | 598 | 382 | 63.9 | 4449 | 278.06 | 36 | 19 |
| 2005 | 1051 | 5118 | 319.88 | 398 | 1352 | 84.50 | 11 | 626 | 383 | 61.2 | 3766 | 235.38 | 20 | 30 |
| 2006 | 1085 | 5458 | 341.13 | 431 | 1663 | 103.94 | 9 | 630 | 350 | 55.6 | 3795 | 237.19 | 18 | 18 |
| 2007 | 985 | 5931 | 370.69 | 388 | 1597 | 99.82 | 13 | 578 | 383 | 66.3 | 4334 | 270.88 | 30 | 15 |
| 2008 | 1012 | 5618 | 351.13 | 437 | 1805 | 112.81 | 11 | 541 | 343 | 63.4 | 3813 | 238.31 | 28 | 13 |
| 2009 | 1042 | 6065 | 379.06 | 438 | 1885 | 117.81 | 20 | 553 | 357 | 64.6 | 4180 | 261.25 | 30 | 8 |
| 2010 | 1000 | 5730 | 358.13 | 421 | 1606 | 100.38 | 11 | 541 | 352 | 65.1 | 4124 | 257.75 | 31 | 13 |
| 2011 | 988 | 6482 | 405.13 | 395 | 1558 | 97.38 | 12 | 552 | 376 | 68.1 | 4924 | 307.75 | 51 | 8 |
| 2012 | 1042 | 5751 | 359.44 | 433 | 1702 | 106.38 | 9 | 558 | 374 | 67.0 | 4049 | 253.06 | 40 | 8 |
| 2013 | 1074 | 6404 | 400.25 | 459 | 2136 | 133.50 | 17 | 570 | 366 | 64.2 | 4268 | 266.75 | 25 | 16 |
| 2014 | 1001 | 6178 | 386.13 | 435 | 1917 | 119.81 | 14 | 536 | 349 | 65.1 | 4261 | 266.31 | 38 | 6 |
| 2015 | 1056 | 5353 | 334.56 | 436 | 1850 | 115.63 | 8 | 573 | 348 | 60.7 | 3503 | 218.94 | 31 | 8 |
| 2016 | 1029 | 5900 | 368.75 | 374 | 1701 | 106.31 | 11 | 620 | 403 | 65.7 | 4199 | 262.44 | 40 | 8 |

NOTE: Total offense from 1932-49 includes lateral statistics, a category eliminated before the 1950 season. In 1947, the league began charting "yards lost attempting to pass." Passing figures from 1932-46 do not include this number. Totals from 1947-2016 are NET figures; passing totals from 1932-46 are GROSS figures. In 1963, Elias Sports Bureau and the NFL changed "yards lost attempting to pass" to "team sacks." In 1982, Elias officially began keeping individual sacks.

TOP INDIVIDUAL SEASONS, RUSHING

AHMAN GREEN, 2003

| Date | Opp | Att | Yds | TD |
|-----------------|---------|------------|-------------|-----------|
| S 7 | Min | 15 | 53 | 2 |
| S 14 | Det | 23 | 160 | 1 |
| S 21 | at Ari | 21 | 53 | 0 |
| S 29 | at ChiB | 19 | 176 | 2 |
| O 5 | Sea | 27 | 118 | 2 |
| O 12 | KC | 26 | 139 | 1 |
| O 19 | at StLR | 20 | 35 | 0 |
| N 2 | at Min | 21 | 137 | 0 |
| N 10 | Phi | 29 | 192 | 1 |
| N 16 | at TB | 21 | 109 | 1 |
| N 23 | SF | 27 | 154 | 0 |
| N 27 | at Det | 13 | 57 | 0 |
| D 7 | ChiB | 30 | 80 | 1 |
| D 14 | at SD | 19 | 75 | 1 |
| D 22 | at Oak | 24 | 127 | 1 |
| D 28 | Den | 20 | 218 | 2 |
| 16 games | | 355 | 1883 | 15 |

JIM TAYLOR, 1962

| Date | Opp | Att | Yds | TD |
|-----------------|---------|------------|-------------|-----------|
| S 16 | Min | 17 | 75 | 0 |
| S 23 | StLC | 23 | 122 | 0 |
| S 30 | ChiB | 17 | 126 | 3 |
| O 7 | Det | 20 | 95 | 0 |
| O 14 | at Min | 17 | 164 | 0 |
| O 21 | SF | 17 | 160 | 2 |
| O 28 | at BalC | 16 | 68 | 1 |
| N 4 | at ChiB | 25 | 124 | 4 |
| N 11 | at Phi | 25 | 141 | 4 |
| N 18 | BalC | 19 | 46 | 0 |
| N 22 | at Det | 13 | 47 | 1 |
| D 2 | LARm | 16 | 71 | 2 |
| D 9 | at SF | 24 | 79 | 1 |
| D 16 | at LARm | 23 | 156 | 1 |
| 14 games | | 272 | 1474 | 19 |

AHMAN GREEN, 2001

| Date | Opp | Att | Yds | TD |
|-----------------|---------|------------|-------------|----------|
| S 9 | Det | 17 | 157 | 2 |
| S 24 | Was | 25 | 116 | 0 |
| S 30 | at Car | 19 | 53 | 0 |
| O 7 | at TB | 15 | 59 | 0 |
| O 14 | BalR | 20 | 54 | 1 |
| O 21 | at Min | 11 | 73 | 0 |
| N 4 | TB | 24 | 169 | 1 |
| N 11 | at ChiB | 18 | 93 | 0 |
| N 18 | Atl | 17 | 62 | 0 |
| N 22 | at Det | 22 | 102 | 1 |
| D 3 | at Jax | 17 | 31 | 0 |
| D 9 | ChiB | 29 | 125 | 1 |
| D 16 | at TenT | 10 | 11 | 0 |
| D 23 | CleB | 21 | 150 | 0 |
| D 30 | Min | 16 | 31 | 1 |
| J 6 | at NYG | 23 | 101 | 2 |
| 16 games | | 304 | 1387 | 9 |



Ahman Green

JIM TAYLOR, 1961

| Date | Opp | Att | Yds | TD |
|-----------------|---------|------------|-------------|-----------|
| S 17 | Det | 15 | 85 | 1 |
| S 24 | SF | 13 | 63 | 0 |
| O 1 | ChiB | 19 | 130 | 1 |
| O 8 | BalC | 13 | 82 | 1 |
| O 15 | at CleB | 21 | 158 | 4 |
| O 22 | at Min | 14 | 46 | 1 |
| N 5 | at BalC | 16 | 54 | 0 |
| N 12 | at ChiB | 15 | 69 | 0 |
| N 19 | LARm | 19 | 47 | 2 |
| N 23 | at Det | 19 | 94 | 2 |
| D 3 | NYG | 27 | 186 | 2 |
| D 10 | at SF | 22 | 122 | 1 |
| D 17 | at LARm | 18 | 78 | 0 |
| 14 games | | 243 | 1307 | 15 |

RYAN GRANT, 2009

| Date | Opp | Att | Yds | TD |
|-----------------|---------|------------|-------------|-----------|
| S 13 | ChiB | 16 | 61 | 1 |
| S 20 | Chi | 14 | 46 | 1 |
| S 27 | at StLR | 26 | 99 | 0 |
| O 5 | at Min | 11 | 51 | 0 |
| O 18 | Det | 24 | 90 | 0 |
| O 25 | at CleB | 27 | 148 | 1 |
| N 1 | Min | 10 | 30 | 0 |
| N 8 | at TB | 21 | 96 | 1 |
| N 15 | DalC | 19 | 79 | 0 |
| N 22 | SF | 21 | 129 | 1 |
| N 26 | at Det | 20 | 61 | 0 |
| D 7 | BalR | 18 | 41 | 0 |
| D 13 | at ChiB | 20 | 137 | 2 |
| D 20 | at Pit | 8 | 37 | 1 |
| D 27 | Sea | 16 | 97 | 2 |
| J 3 | at Ari | 11 | 51 | 1 |
| 16 games | | 282 | 1253 | 11 |

AHMAN GREEN, 2002

| Date | Opp | Att | Yds | TD |
|-----------------|---------|------------|-------------|----------|
| S 8 | Atl | 27 | 155 | 0 |
| S 15 | at NO | 17 | 81 | 0 |
| S 22 | at Det | (inactive) | | |
| S 29 | Car | 17 | 73 | 0 |
| O 7 | at ChiB | 27 | 107 | 0 |
| O 13 | at NE | 31 | 136 | 1 |
| O 20 | Was | 24 | 88 | 3 |
| N 4 | Mia | 19 | 72 | 1 |
| N 10 | Det | 12 | 50 | 0 |
| N 17 | at Min | 18 | 71 | 1 |
| N 24 | at TB | 18 | 56 | 0 |
| D 1 | ChiB | 12 | 78 | 0 |
| D 8 | Min | (inactive) | | |
| D 15 | at SF | 24 | 90 | 1 |
| D 22 | Buf | 26 | 116 | 0 |
| D 29 | at NYJ | 14 | 67 | 0 |
| 14 games | | 286 | 1240 | 7 |

RYAN GRANT, 2008

| Date | Opp | Att | Yds | TD |
|-----------------|---------|------------|-------------|----------|
| S 8 | Min | 12 | 92 | 0 |
| S 14 | at Det | 15 | 20 | 0 |
| S 21 | DalC | 13 | 54 | 0 |
| S 28 | at TB | 15 | 20 | 0 |
| O 5 | Atl | 18 | 83 | 0 |
| O 12 | at Sea | 33 | 90 | 0 |
| O 19 | Ind | 31 | 105 | 1 |
| N 2 | at TenT | 20 | 86 | 0 |
| N 9 | at Min | 16 | 75 | 1 |
| N 16 | ChiB | 25 | 145 | 1 |
| N 24 | at NO | 18 | 67 | 0 |
| N 30 | Car | 12 | 39 | 0 |
| D 7 | HouT | 19 | 104 | 1 |
| D 14 | at Jax | 21 | 56 | 0 |
| D 22 | at ChiB | 25 | 61 | 0 |
| D 28 | Det | 19 | 106 | 0 |
| 16 games | | 312 | 1203 | 4 |

EDDIE LACY, 2013

| Date | Opp | Att | Yds | TD |
|-----------------|---------|------------|-------------|-----------|
| S 8 | at SF | 14 | 41 | 1 |
| S 15 | Was | 1 | 10 | 0 |
| S 22 | at Cin | (inactive) | | |
| O 6 | Det | 23 | 99 | 0 |
| O 13 | at BalR | 23 | 120 | 0 |
| O 20 | CleB | 22 | 82 | 1 |
| O 27 | at Min | 29 | 94 | 1 |
| N 4 | ChiB | 22 | 150 | 1 |
| N 10 | Phi | 24 | 73 | 0 |
| N 17 | at NYG | 14 | 27 | 1 |
| N 24 | Min | 25 | 110 | 1 |
| N 28 | at Det | 10 | 16 | 0 |
| D 8 | Atl | 20 | 65 | 1 |
| D 15 | at DalC | 21 | 141 | 1 |
| D 22 | Pit | 15 | 84 | 2 |
| D 29 | at ChiB | 21 | 66 | 1 |
| 15 games | | 284 | 1178 | 11 |

AHMAN GREEN, 2000

| Date | Opp | Att | Yds | TD |
|-----------------|---------|------------|-------------|-----------|
| S 3 | NYJ | 12 | 41 | 0 |
| S 10 | at Buf | 11 | 46 | 0 |
| S 17 | Phi | 3 | 3 | 0 |
| S 24 | at Ari | 12 | 93 | 1 |
| O 1 | ChiB | 3 | 20 | 0 |
| O 8 | at Det | 22 | 69 | 0 |
| O 15 | SF | 11 | 40 | 2 |
| O 29 | at Mia | 15 | 94 | 0 |
| N 6 | Min | 23 | 68 | 1 |
| N 12 | at TB | 16 | 65 | 0 |
| N 19 | Ind | 24 | 153 | 0 |
| N 27 | at Car | 12 | 61 | 1 |
| D 3 | at ChiB | 20 | 69 | 2 |
| D 10 | Det | 27 | 118 | 1 |
| D 17 | at Min | 25 | 161 | 0 |
| D 24 | TB | 27 | 74 | 2 |
| 16 games | | 263 | 1175 | 10 |

1,000-YARD RUSHERS (23)

| Year | Player | Att | Yards | Avg | TD |
|------|---------------|-----|-------|-----|----|
| 1949 | T.Canadeo | 208 | 1052 | 5.1 | 4 |
| 1960 | J.Taylor | 230 | 1101 | 4.8 | 11 |
| 1961 | J.Taylor | 243 | 1307 | 5.4 | 15 |
| 1962 | J.Taylor | 272 | 1474 | 5.4 | 19 |
| 1963 | J.Taylor | 248 | 1018 | 4.1 | 9 |
| 1964 | J.Taylor | 235 | 1169 | 5.0 | 12 |
| 1970 | J.Brockington | 216 | 1105 | 5.1 | 4 |
| 1972 | J.Brockington | 274 | 1027 | 3.7 | 8 |
| 1973 | J.Brockington | 265 | 1144 | 4.3 | 3 |
| 1978 | T.Middleton | 284 | 1116 | 3.9 | 11 |
| 1995 | E.Bennett | 316 | 1067 | 3.4 | 3 |
| 1997 | D.Levens | 329 | 1435 | 4.4 | 7 |
| 1999 | D.Levens | 379 | 1034 | 3.7 | 9 |
| 2000 | A.Green | 263 | 1175 | 4.5 | 10 |
| 2001 | A.Green | 304 | 1387 | 4.6 | 9 |
| 2002 | A.Green | 286 | 1240 | 4.3 | 7 |
| 2003 | A.Green | 355 | 1883 | 5.3 | 15 |
| 2004 | A.Green | 259 | 1163 | 4.5 | 7 |
| 2006 | A.Green | 266 | 1059 | 4.0 | 5 |
| 2008 | R.Grant | 312 | 1203 | 3.9 | 4 |
| 2009 | R.Grant | 282 | 1253 | 4.4 | 11 |
| 2013 | E.Lacy | 284 | 1178 | 4.1 | 11 |
| 2014 | E.Lacy | 246 | 1139 | 4.6 | 9 |

DORSEY LEVENS, 1997

| Date | Opp | Att | Yds | TD |
|-----------------|---------|------------|-------------|----------|
| S 1 | ChiB | 22 | 80 | 1 |
| S 7 | at Phi | 22 | 91 | 0 |
| S 14 | Mia | 21 | 121 | 0 |
| S 21 | Min | 17 | 79 | 0 |
| S 28 | at Det | 16 | 107 | 0 |
| O 5 | TB | 13 | 44 | 0 |
| O 12 | at ChiB | 12 | 74 | 0 |
| O 27 | at NE | 26 | 100 | 1 |
| N 2 | Det | 20 | 59 | 0 |
| N 9 | StLR | 21 | 81 | 0 |
| N 16 | at Ind | 14 | 103 | 2 |
| N 23 | DalC | 33 | 190 | 1 |
| D 1 | at Min | 31 | 108 | 2 |
| D 7 | at TB | 22 | 54 | 0 |
| D 14 | at Car | 17 | 73 | 0 |
| D 20 | Buf | 22 | 71 | 0 |
| 16 games | | 329 | 1435 | 7 |

TOP INDIVIDUAL SEASONS, PASSER RATING

AARON RODGERS, 2011 (122.5)

| Date | Opp | A-C-I | Yds | TD |
|---|---------|------------|-----|----|
| S 8 | NO | 35-27-0 | 312 | 3 |
| S 18 | at Car | 30-19-0 | 308 | 2 |
| S 25 | at ChiB | 38-28-1 | 297 | 3 |
| O 2 | Den | 38-29-1 | 408 | 4 |
| O 9 | at Atl | 39-26-0 | 396 | 2 |
| O 16 | StLR | 29-18-1 | 316 | 3 |
| O 23 | at Min | 30-24-0 | 335 | 3 |
| N 6 | at SD | 26-21-0 | 247 | 4 |
| N 14 | Min | 30-23-0 | 250 | 4 |
| N 20 | TB | 34-23-1 | 299 | 3 |
| N 24 | at Det | 33-22-0 | 307 | 2 |
| D 4 | at NYG | 46-28-1 | 369 | 4 |
| D 11 | Oak | 30-17-1 | 281 | 2 |
| D 18 | at KC | 35-17-0 | 235 | 1 |
| D 25 | ChiB | 29-21-0 | 283 | 5 |
| J 1 | Det | (inactive) | | |
| 15 games . . . 502-343-6 4643 45 | | | | |

AARON RODGERS, 2014 (112.2)

| Date | Opp | A-C-I | Yds | TD |
|---|---------|---------|-----|----|
| S 4 | at Sea | 33-23-1 | 189 | 1 |
| S 14 | NYJ | 42-25-0 | 346 | 3 |
| S 21 | at Det | 27-16-0 | 162 | 1 |
| S 28 | at ChiB | 28-22-0 | 302 | 4 |
| O 2 | Min | 17-12-0 | 156 | 3 |
| O 12 | at Mia | 42-24-0 | 264 | 3 |
| O 19 | Car | 22-19-0 | 255 | 3 |
| O 26 | at NO | 39-28-2 | 418 | 1 |
| N 9 | ChiB | 27-18-0 | 315 | 6 |
| N 16 | Phi | 36-22-0 | 341 | 3 |
| N 23 | at Min | 29-19-0 | 209 | 2 |
| N 30 | NE | 38-24-0 | 368 | 2 |
| D 8 | Atl | 36-24-0 | 327 | 3 |
| D 14 | at Buf | 42-17-2 | 185 | 0 |
| D 21 | at TB | 40-31-0 | 318 | 1 |
| D 28 | Det | 22-17-0 | 226 | 2 |
| 16 games . . . 520-341-5 4381 38 | | | | |

4,000-YARD PASSERS (13)

| Year | Player | Pct | Yds | TD | Int |
|------|-------------|------|------|----|-----|
| 1983 | L.Dickey | 59.7 | 4458 | 32 | 29 |
| 1989 | D.Majkowski | 58.9 | 4318 | 27 | 20 |
| 1995 | B.Favre | 63.0 | 4413 | 38 | 13 |
| 1998 | B.Favre | 63.0 | 4212 | 31 | 23 |
| 1999 | B.Favre | 57.3 | 4091 | 22 | 23 |
| 2004 | B.Favre | 64.1 | 4088 | 30 | 17 |
| 2007 | B.Favre | 66.5 | 4155 | 28 | 15 |
| 2008 | A.Rodgers | 63.6 | 4038 | 28 | 13 |
| 2009 | A.Rodgers | 64.7 | 4434 | 30 | 7 |
| 2011 | A.Rodgers | 68.3 | 4643 | 45 | 6 |
| 2012 | A.Rodgers | 67.2 | 4295 | 39 | 8 |
| 2014 | A.Rodgers | 65.6 | 4381 | 38 | 5 |
| 2016 | A.Rodgers | 65.7 | 4428 | 40 | 7 |

AARON RODGERS, 2012 (108.0)

| Date | Opp | A-C-I | Yds | TD |
|---|---------|---------|-----|----|
| S 9 | SF | 44-30-1 | 303 | 2 |
| S 13 | ChiB | 32-22-1 | 219 | 1 |
| S 24 | at Sea | 39-26-0 | 223 | 0 |
| S 30 | NO | 41-31-1 | 319 | 4 |
| O 7 | at Ind | 32-20-1 | 235 | 3 |
| O 14 | at HouT | 37-24-0 | 338 | 6 |
| O 21 | at StLR | 37-30-0 | 342 | 3 |
| O 28 | Jax | 35-22-0 | 186 | 2 |
| N 4 | Ari | 30-14-1 | 218 | 4 |
| N 18 | at Det | 27-19-1 | 236 | 2 |
| N 25 | at NYG | 25-14-1 | 219 | 1 |
| D 2 | Min | 35-27-1 | 286 | 1 |
| D 9 | Det | 24-14-0 | 173 | 0 |
| D 16 | at ChiB | 36-23-0 | 291 | 3 |
| D 23 | TenT | 38-27-0 | 342 | 3 |
| D 30 | at Min | 40-28-0 | 365 | 4 |
| 16 games . . . 552-371-8 4295 39 | | | | |

BART STARR, 1966 (105.0)

| Date | Opp | A-C-I | Yds | TD |
|---|---------|---------|-----|----|
| S 10 | BaIC | 19-14-1 | 138 | 0 |
| S 18 | at CleB | 30-20-0 | 238 | 2 |
| S 25 | LARm | 20-12-0 | 257 | 2 |
| O 2 | Det | 19-11-0 | 212 | 2 |
| O 9 | at SF | 26-18-1 | 287 | 2 |
| O 16 | at ChiB | 18-8-1 | 80 | 0 |
| O 23 | Atl | 13-8-0 | 217 | 1 |
| O 30 | at Det | 13-11-0 | 154 | 1 |
| N 6 | Min | 18-11-0 | 140 | 0 |
| N 20 | ChiB | 5-3-0 | 53 | 0 |
| N 27 | at Min | 31-20-0 | 149 | 2 |
| D 4 | SF | 24-13-0 | 236 | 1 |
| D 10 | at BalC | 15-7-0 | 96 | 1 |
| D 18 | at LARm | 0-0-0 | 0 | 0 |
| 14 games . . . 251-156-3 2257 14 | | | | |

AARON RODGERS, 2013 (104.9)

| Date | Opp | A-C-I | Yds | TD |
|--|---------|------------|-----|----|
| S 8 | at SF | 37-21-1 | 333 | 3 |
| S 15 | Was | 42-34-0 | 480 | 4 |
| S 22 | at Cin | 43-26-2 | 244 | 1 |
| O 6 | Det | 30-20-0 | 274 | 1 |
| O 13 | at BalR | 32-17-1 | 315 | 1 |
| O 20 | CleB | 36-25-0 | 260 | 3 |
| O 27 | at Min | 29-24-0 | 285 | 2 |
| N 4 | ChiB | 2-1-0 | 27 | 0 |
| N 10 | Phi | (inactive) | | |
| N 17 | at NYG | (inactive) | | |
| N 24 | Min | (inactive) | | |
| N 28 | at Det | (inactive) | | |
| D 8 | Atl | (inactive) | | |
| D 15 | at DalC | (inactive) | | |
| D 22 | Pit | (inactive) | | |
| D 29 | at ChiB | 39-25-2 | 318 | 2 |
| 9 games . . . 290-193-6 2536 17 | | | | |

AARON RODGERS, 2016 (104.2)

| Date | Opp | A-C-I | Yds | TD |
|---|---------|---------|-----|----|
| S 11 | at Jax | 34-20-0 | 199 | 2 |
| S 18 | at Min | 36-20-1 | 213 | 1 |
| S 25 | Det | 24-15-0 | 205 | 4 |
| O 9 | NYG | 45-23-2 | 259 | 2 |
| O 16 | DalC | 42-31-1 | 294 | 1 |
| O 20 | ChiB | 56-39-0 | 326 | 3 |
| O 30 | at Atl | 38-28-0 | 246 | 4 |
| N 6 | Ind | 43-26-1 | 297 | 3 |
| N 13 | at TenT | 51-31-2 | 371 | 2 |
| N 20 | at Was | 41-26-0 | 351 | 3 |
| N 28 | at Phi | 39-30-0 | 313 | 2 |
| D 4 | HouT | 30-20-0 | 209 | 2 |
| D 11 | Sea | 23-18-0 | 246 | 3 |
| D 18 | at ChiB | 31-19-0 | 252 | 0 |
| D 24 | Min | 38-28-0 | 347 | 4 |
| J 1 | at Det | 39-27-0 | 300 | 4 |
| 16 games . . . 610-401-7 4428 40 | | | | |

AARON RODGERS, 2009 (103.2)

| Date | Opp | A-C-I | Yds | TD |
|---|---------|---------|-----|----|
| S 13 | ChiB | 28-17-0 | 184 | 1 |
| S 20 | Cin | 39-21-0 | 261 | 1 |
| S 27 | at StLR | 23-13-0 | 269 | 2 |
| O 5 | at Min | 37-26-1 | 389 | 2 |
| O 18 | Det | 37-29-1 | 358 | 2 |
| O 25 | at CleB | 20-15-0 | 246 | 3 |
| N 1 | Min | 41-26-0 | 287 | 3 |
| N 8 | at TB | 35-17-3 | 266 | 2 |
| N 15 | DalC | 36-25-0 | 189 | 1 |
| N 22 | SF | 45-32-0 | 344 | 2 |
| N 26 | at Det | 39-28-0 | 348 | 3 |
| D 7 | BalR | 40-26-2 | 263 | 3 |
| D 13 | at ChiB | 24-16-0 | 180 | 0 |
| D 20 | at Pit | 48-26-0 | 383 | 3 |
| D 27 | Sea | 23-12-0 | 237 | 1 |
| J 3 | at Ari | 26-21-0 | 235 | 1 |
| 16 games . . . 541-350-7 4434 30 | | | | |

AARON RODGERS, 2010 (101.2)

| Date | Opp | A-C-I | Yds | TD |
|--|---------|------------|-----|----|
| S 12 | at Phi | 31-19-2 | 188 | 2 |
| S 19 | Buf | 29-19-0 | 255 | 2 |
| S 27 | at ChiB | 45-34-1 | 316 | 1 |
| O 3 | Det | 17-12-2 | 181 | 3 |
| O 10 | at Was | 46-27-1 | 293 | 1 |
| O 17 | Mia | 33-18-1 | 313 | 1 |
| O 24 | Min | 34-21-2 | 295 | 2 |
| O 31 | at NYJ | 34-15-0 | 170 | 0 |
| N 7 | DalC | 34-27-0 | 289 | 3 |
| N 21 | at Min | 31-22-0 | 301 | 4 |
| N 28 | at Atl | 35-26-0 | 344 | 1 |
| D 5 | SF | 30-21-0 | 298 | 3 |
| D 12 | at Det | 11-7-1 | 46 | 0 |
| D 19 | at NE | (inactive) | | |
| D 26 | NYG | 37-25-0 | 404 | 4 |
| J 2 | ChiB | 28-19-1 | 229 | 1 |
| 15 games . . . 475-312-11 3922 28 | | | | |

BRETT FAVRE, 1995 (99.5)

| Date | Opp | A-C-I | Yds | TD |
|--|---------|---------|-----|----|
| S 3 | StLR | 51-29-3 | 299 | 2 |
| S 11 | at ChiB | 37-21-1 | 312 | 3 |
| S 17 | NYG | 25-14-0 | 141 | 2 |
| S 24 | at Jax | 30-20-1 | 202 | 2 |
| O 8 | at DalC | 41-21-1 | 295 | 1 |
| O 15 | Det | 34-23-0 | 342 | 2 |
| O 22 | Min | 43-20-0 | 295 | 4 |
| O 29 | at Det | 43-26-3 | 304 | 1 |
| N 5 | at Min | 30-17-2 | 177 | 0 |
| N 12 | ChiB | 33-25-0 | 336 | 5 |
| N 19 | at CleB | 28-23-0 | 210 | 3 |
| N 26 | TB | 24-16-0 | 267 | 3 |
| D 3 | Cin | 43-31-1 | 339 | 3 |
| D 10 | at TB | 46-27-1 | 285 | 1 |
| D 16 | at NO | 30-21-0 | 308 | 4 |
| D 24 | Pit | 32-23-0 | 301 | 2 |
| 16 games . . . 570-359-13 4413 38 | | | | |

BART STARR, 1964 (97.1)

| Date | Opp | A-C-I | Yds | TD |
|---|---------|---------|-----|----|
| S 13 | ChiB | 16-8-0 | 127 | 2 |
| S 20 | BaIC | 21-15-3 | 175 | 0 |
| S 28 | at Det | 16-12-1 | 160 | 0 |
| O 4 | at Min | 21-11-0 | 216 | 2 |
| O 11 | SF | 22-13-0 | 144 | 1 |
| O 18 | at BalC | 33-18-0 | 286 | 1 |
| O 25 | LARm | 23-12-1 | 111 | 0 |
| N 1 | at Min | 18-12-0 | 186 | 4 |
| N 8 | Det | 20-14-0 | 190 | 0 |
| N 15 | at SF | 5-1-0 | 44 | 1 |
| N 22 | CleB | 18-13-0 | 131 | 0 |
| N 29 | at DalC | 20-9-0 | 105 | 3 |
| D 5 | at ChiB | 13-9-0 | 75 | 0 |
| D 13 | at LARm | 26-15-0 | 194 | 1 |
| 14 games . . . 272-163-4 2144 15 | | | | |

BRETT FAVRE, 1996 (95.8)

| Date | Opp | A-C-I | Yds | TD |
|--|---------|---------|-----|----|
| S 1 | at TB | 27-20-0 | 247 | 4 |
| S 9 | Phi | 31-17-0 | 261 | 3 |
| S 15 | SD | 33-22-1 | 231 | 3 |
| S 22 | at Min | 27-14-1 | 198 | 2 |
| S 29 | at Sea | 34-20-0 | 209 | 4 |
| O 6 | at ChiB | 27-18-1 | 246 | 4 |
| O 14 | SF | 61-28-2 | 395 | 1 |
| O 27 | TB | 31-19-1 | 178 | 0 |
| N 3 | Det | 35-24-1 | 281 | 4 |
| N 10 | at KC | 49-27-1 | 314 | 2 |
| N 18 | at DalC | 37-21-0 | 194 | 1 |
| N 24 | at StLR | 38-25-2 | 192 | 2 |
| D 1 | ChiB | 27-19-0 | 231 | 1 |
| D 8 | Den | 38-20-2 | 280 | 4 |
| D 15 | at Det | 25-16-1 | 240 | 1 |
| D 22 | Min | 23-15-0 | 202 | 3 |
| 16 games . . . 543-325-13 3899 39 | | | | |

TOP INDIVIDUAL SEASONS, RECEPTIONS

STERLING SHARPE, 1993

| Date | Opp | No | Yds | TD |
|-----------------|---------|------------|-------------|-----------|
| S 5 | LARm | 7 | 120 | 1 |
| S 12 | Phi | 7 | 72 | 1 |
| S 26 | at Min | 5 | 46 | 0 |
| O 3 | at DalC | 4 | 34 | 0 |
| O 10 | Den | 10 | 70 | 0 |
| O 24 | at TB | 10 | 147 | 4 |
| O 31 | ChiB | 7 | 75 | 1 |
| N 8 | at KC | 7 | 76 | 0 |
| N 14 | at NO | 6 | 79 | 0 |
| N 21 | Det | 7 | 75 | 0 |
| N 28 | TB | 6 | 43 | 1 |
| D 5 | at ChiB | 10 | 114 | 1 |
| D 12 | at SD | 7 | 65 | 0 |
| D 19 | Min | 6 | 106 | 1 |
| D 26 | LARd | 7 | 119 | 1 |
| J 2 | at Det | 6 | 33 | 0 |
| 16 games | | 112 | 1274 | 11 |

STERLING SHARPE, 1992

| Date | Opp | No | Yds | TD |
|-----------------|---------|------------|-------------|-----------|
| S 6 | Min | 8 | 99 | 1 |
| S 13 | at TB | 5 | 62 | 0 |
| S 20 | Cin | 7 | 109 | 1 |
| S 27 | Pit | 2 | 93 | 1 |
| O 4 | at Atl | 9 | 107 | 1 |
| O 18 | at CleB | 4 | 48 | 0 |
| O 25 | ChiB | 9 | 144 | 1 |
| N 1 | at Det | 6 | 84 | 1 |
| N 8 | at NYG | 11 | 160 | 0 |
| N 15 | Phi | 7 | 116 | 1 |
| N 22 | at ChiB | 5 | 79 | 1 |
| N 29 | TB | 9 | 52 | 0 |
| D 6 | Det | 6 | 107 | 2 |
| D 13 | HouO | 6 | 46 | 1 |
| D 20 | LARm | 8 | 110 | 2 |
| D 27 | at Min | 6 | 45 | 0 |
| 16 games | | 108 | 1461 | 13 |

ROBERT BROOKS, 1995

| Date | Opp | No | Yds | TD |
|-----------------|---------|------------|-------------|-----------|
| S 3 | StLR | 8 | 70 | 0 |
| S 11 | at ChiB | 8 | 161 | 2 |
| S 17 | NYG | 5 | 47 | 1 |
| S 24 | at Jax | 4 | 30 | 1 |
| O 8 | at DalC | 10 | 124 | 0 |
| O 15 | Det | 4 | 66 | 1 |
| O 22 | Min | 2 | 41 | 0 |
| O 29 | at Det | 6 | 127 | 1 |
| N 5 | at Min | 9 | 120 | 0 |
| N 12 | ChiB | 6 | 138 | 2 |
| N 19 | at CleB | 5 | 48 | 0 |
| N 26 | TB | 6 | 114 | 2 |
| D 3 | Cin | 4 | 34 | 0 |
| D 10 | at TB | 9 | 122 | 0 |
| D 16 | at NO | 5 | 118 | 2 |
| D 24 | Pit | 11 | 137 | 1 |
| 16 games | | 102 | 1497 | 13 |

JORDY NELSON, 2014

| Date | Opp | No | Yds | TD |
|-----------------|---------|-----------|-------------|-----------|
| S 4 | at Sea | 9 | 83 | 0 |
| S 14 | NYJ | 9 | 209 | 1 |
| S 21 | at Det | 5 | 59 | 0 |
| S 28 | at ChiB | 10 | 108 | 2 |
| O 2 | Min | 1 | 66 | 1 |
| O 12 | at Mia | 9 | 107 | 1 |
| O 19 | Car | 4 | 80 | 1 |
| O 26 | at NO | 3 | 25 | 0 |
| N 9 | ChiB | 6 | 152 | 2 |
| N 16 | Phi | 4 | 109 | 1 |
| N 23 | at Min | 8 | 68 | 0 |
| N 30 | NE | 2 | 53 | 1 |
| D 8 | Atl | 8 | 146 | 2 |
| D 14 | at Buf | 5 | 55 | 0 |
| D 21 | at TB | 9 | 113 | 1 |
| D 28 | Det | 6 | 86 | 0 |
| 16 games | | 98 | 1519 | 13 |

JORDY NELSON, 2016

| Date | Opp | No | Yds | TD |
|-----------------|---------|-----------|-------------|-----------|
| S 11 | at Jax | 6 | 32 | 1 |
| S 18 | at Min | 5 | 73 | 1 |
| S 25 | Det | 6 | 101 | 2 |
| O 9 | NYG | 4 | 38 | 1 |
| O 16 | DalC | 5 | 68 | 0 |
| O 20 | ChiB | 1 | 9 | 0 |
| O 30 | at Atl | 4 | 94 | 1 |
| N 6 | Ind | 7 | 94 | 1 |
| N 13 | at TenT | 12 | 126 | 1 |
| N 20 | at Was | 3 | 28 | 1 |
| N 28 | at Phi | 8 | 91 | 0 |
| D 4 | HouT | 8 | 118 | 1 |
| D 11 | Sea | 6 | 41 | 2 |
| D 18 | at ChiB | 7 | 124 | 0 |
| D 24 | Min | 9 | 154 | 2 |
| J 1 | at Det | 6 | 66 | 0 |
| 16 games | | 97 | 1257 | 14 |

STERLING SHARPE, 1994

| Date | Opp | No | Yds | TD |
|-----------------|---------|-----------|-------------|-----------|
| S 4 | Min | 7 | 53 | 1 |
| S 11 | Mia | 5 | 48 | 1 |
| S 18 | at Phi | 6 | 108 | 0 |
| S 25 | TB | 5 | 43 | 1 |
| O 2 | at NE | 9 | 132 | 1 |
| O 9 | LARm | 7 | 62 | 1 |
| O 20 | at Min | 3 | 16 | 0 |
| O 31 | at ChiB | 3 | 43 | 0 |
| N 6 | Det | 5 | 27 | 0 |
| N 13 | NYJ | 1 | 13 | 0 |
| N 20 | at Buf | 5 | 86 | 2 |
| N 24 | at DalC | 9 | 122 | 4 |
| D 4 | at Det | 10 | 115 | 1 |
| D 11 | ChiB | 7 | 86 | 2 |
| D 18 | Atl | 3 | 33 | 1 |
| D 24 | at TB | 9 | 132 | 3 |
| 16 games | | 94 | 1119 | 18 |

DONALD DRIVER, 2006

| Date | Opp | No | Yds | TD |
|-----------------|---------|-----------|-------------|----------|
| S 10 | ChiB | 7 | 96 | 0 |
| S 17 | NO | 8 | 153 | 0 |
| S 24 | at Det | 3 | 20 | 1 |
| O 2 | at Phi | 5 | 50 | 0 |
| O 8 | StLR | 3 | 24 | 0 |
| O 22 | at Mia | 10 | 93 | 1 |
| O 29 | Ari | 5 | 48 | 0 |
| N 5 | at Buf | 9 | 96 | 1 |
| N 12 | at Min | 6 | 191 | 1 |
| N 19 | NE | 2 | 42 | 0 |
| N 27 | at Sea | 3 | 89 | 1 |
| D 3 | NYJ | 3 | 41 | 1 |
| D 10 | at SF | 9 | 160 | 1 |
| D 17 | Det | 7 | 70 | 0 |
| D 21 | Min | 9 | 99 | 0 |
| D 31 | at ChiB | 3 | 23 | 1 |
| 16 games | | 92 | 1295 | 8 |



Sterling Sharpe

RANDALL COBB, 2014

| Date | Opp | No | Yds | TD |
|-----------------|---------|-----------|-------------|-----------|
| S 4 | at Sea | 6 | 58 | 1 |
| S 14 | NYJ | 5 | 39 | 2 |
| S 21 | at Det | 3 | 29 | 0 |
| S 28 | at ChiB | 7 | 113 | 2 |
| O 2 | Min | 3 | 34 | 1 |
| O 12 | at Mia | 5 | 58 | 1 |
| O 19 | Car | 6 | 121 | 1 |
| O 26 | at NO | 5 | 126 | 1 |
| N 9 | ChiB | 4 | 72 | 1 |
| N 16 | Phi | 10 | 129 | 0 |
| N 23 | at Min | 4 | 58 | 0 |
| N 30 | NE | 7 | 85 | 0 |
| D 8 | Atl | 4 | 58 | 0 |
| D 14 | at Buf | 7 | 96 | 0 |
| D 21 | at TB | 11 | 131 | 0 |
| D 28 | Det | 4 | 80 | 2 |
| 16 games | | 91 | 1287 | 12 |

STERLING SHARPE, 1989

| Date | Opp | No | Yds | TD |
|-----------------|---------|-----------|-------------|-----------|
| S 10 | TB | 3 | 25 | 0 |
| S 17 | NO | 8 | 107 | 1 |
| S 24 | at LARm | 8 | 164 | 1 |
| O 1 | Atl | 4 | 78 | 0 |
| O 8 | DalC | 6 | 132 | 1 |
| O 15 | at Min | 2 | 82 | 0 |
| O 22 | at Mia | 7 | 81 | 2 |
| O 29 | Det | 7 | 105 | 1 |
| N 5 | ChiB | 2 | 19 | 1 |
| N 12 | at Det | 6 | 74 | 0 |
| N 19 | at SF | 6 | 59 | 1 |
| N 26 | Min | 10 | 157 | 2 |
| D 3 | at TB | 8 | 169 | 2 |
| D 10 | KC | 1 | 5 | 0 |
| D 17 | at ChiB | 7 | 94 | 0 |
| D 24 | at DalC | 5 | 72 | 0 |
| 16 games | | 90 | 1423 | 12 |

1,000-YARD RECEIVERS (35)

| Year | Player | No | Yards | Avg | TD | Year | Player | No | Yards | Avg | TD |
|------|-------------|-----|-------|------|----|------------|------------|------|-------|------|----|
| 1942 | D.Hutson | 74 | 1211 | 16.4 | 17 | 2004 | J.Walker | 89 | 1362 | 15.5 | 12 |
| 1952 | B.Howton | 53 | 1231 | 23.2 | 13 | D.Driver | 84 | 1208 | 14.4 | 9 | |
| 1956 | B.Howton | 55 | 1188 | 21.6 | 12 | 2005 | D.Driver | 86 | 1221 | 14.2 | 5 |
| 1980 | J.Lofton | 71 | 1226 | 17.3 | 4 | 2006 | D.Driver | 92 | 1295 | 14.1 | 8 |
| 1981 | J.Lofton | 71 | 1294 | 18.2 | 8 | 2007 | D.Driver | 82 | 1048 | 12.8 | 2 |
| 1983 | J.Lofton | 58 | 1300 | 22.4 | 8 | 2008 | G.Jennings | 80 | 1292 | 16.2 | 9 |
| 1984 | J.Lofton | 62 | 1361 | 22.0 | 7 | D.Driver | 74 | 1012 | 13.7 | 5 | |
| 1985 | J.Lofton | 69 | 1153 | 16.7 | 4 | 2009 | D.Driver | 70 | 1061 | 15.2 | 4 |
| 1989 | S.Sharpe | 90 | 1423 | 15.8 | 12 | G.Jennings | 68 | 1113 | 16.4 | 6 | |
| 1990 | S.Sharpe | 67 | 1105 | 16.5 | 6 | 2010 | G.Jennings | 76 | 1265 | 16.6 | 12 |
| 1992 | S.Sharpe | 108 | 1461 | 13.5 | 13 | 2011 | J.Nelson | 68 | 1263 | 18.6 | 15 |
| 1993 | S.Sharpe | 112 | 1274 | 11.4 | 11 | 2013 | J.Nelson | 85 | 1314 | 15.5 | 8 |
| 1994 | S.Sharpe | 94 | 1119 | 11.9 | 18 | 2014 | J.Nelson | 98 | 1519 | 15.5 | 13 |
| 1995 | R.Brooks | 102 | 1497 | 14.7 | 13 | R.Cobb | 91 | 1287 | 14.1 | 12 | |
| 1997 | A.Freeman | 81 | 1243 | 15.3 | 12 | 2016 | J.Nelson | 97 | 1257 | 13.0 | 14 |
| 1998 | A.Freeman | 60 | 1010 | 16.8 | 7 | | | | | | |
| 1999 | A.Freeman | 74 | 1074 | 14.5 | 6 | | | | | | |
| 1999 | B.Schroeder | 74 | 1051 | 14.2 | 5 | | | | | | |
| 2002 | D.Driver | 70 | 1064 | 15.2 | 9 | | | | | | |

100-CATCH SEASONS (3)

| Year | Player | No | Yards | Avg | TD |
|------|----------|-----|-------|------|----|
| 1992 | S.Sharpe | 108 | 1461 | 13.5 | 13 |
| 1993 | S.Sharpe | 112 | 1274 | 11.4 | 11 |
| 1995 | R.Brooks | 102 | 1497 | 14.7 | 13 |

SELECT SEASONS
 COMMUNITY
 ADMIN. & COACHES
 VETERANS
 FREE AGENTS
 DRAFT & 2016 REVIEW
 SELECT SEASONS
 LAMBEAU FIELD
 MISC.

100 YARDS RUSHING

| Date | Opp | Player | Att Yds | Date | Opp | Player | Att Yds | Date | Opp | Player | Att Yds |
|----------|---------|-------------|---------|----------|---------|---------------|---------|----------|-----------|--------------|---------|
| 12/03/33 | at Phi | C.Hinkle | 15 116 | 11/01/70 | at SF | D.Anderson | 15 105 | 09/09/01 | Det | A.Green | 17 157 |
| 11/28/35 | at Chic | B.Monnelt | 12 107 | 10/03/71 | Cin | J.Brockington | 19 120 | 09/24/01 | Was | A.Green | 25 116 |
| 11/01/36 | at Chic | C.Hinkle | 13 109 | 11/01/71 | Det | J.Brockington | 16 111 | 11/04/01 | TB | A.Green | 24 169 |
| 10/08/39 | Chic | A.Urady | 2 108 | 11/07/71 | at ChiB | J.Brockington | 30 142 | 11/22/01 | at Det | A.Green | 22 102 |
| 11/10/49 | at Chic | C.Isebell | 11 118 | 11/14/71 | at Min | J.Brockington | 23 149 | 12/09/01 | ChiB | A.Green | 29 125 |
| 10/26/41 | at Det | A.Uram | 7 103 | 11/05/72 | SF | J.Brockington | 24 133 | 12/23/01 | Cleb | A.Green | 21 150 |
| 11/22/42 | at NYG | T.Fritsch | 9 111 | 11/19/72 | at HouO | M.Lane | 16 126 | 01/06/02 | at NYG | A.Green | 23 101 |
| 10/21/43 | at NYG | T.Canadeo | 18 122 | 12/10/72 | at Min | J.Brockington | 25 114 | 09/08/02 | Alt | A.Green | 27 155 |
| 10/22/44 | at CleR | T.Canadeo | 12 107 | 09/23/73 | Det | J.Brockington | 22 118 | 10/07/02 | at ChiB | A.Green | 27 107 |
| 10/24/47 | Det | E.Cody | 9 111 | 10/14/73 | KC | J.Brockington | 15 106 | 10/13/02 | at NE | A.Green | 31 136 |
| 10/03/48 | Det | T.Canadeo | 16 105 | 11/11/73 | StLC | J.Brockington | 28 137 | 12/22/02 | Buf | A.Green | 26 116 |
| 10/07/49 | at LARm | T.Canadeo | 16 105 | 12/08/73 | Min | J.Brockington | 27 124 | 09/14/03 | Det | A.Green | 23 160 |
| 10/07/49 | at NYB | T.Canadeo | 16 100 | 12/16/73 | at ChiB | J.Brockington | 22 142 | 09/29/03 | at ChiB | A.Green | 19 176 |
| 10/23/49 | at LARm | T.Canadeo | 26 122 | | | M.Lane | 19 101 | 10/05/03 | Sea | A.Green | 27 118 |
| 10/30/49 | Det | T.Canadeo | 21 117 | 11/17/74 | at Min | J.Brockington | 32 137 | 10/12/03 | KC | A.Green | 26 139 |
| 11/20/49 | Det | T.Canadeo | 21 116 | 11/30/75 | ChiB | J.Brockington | 26 111 | 11/02/03 | at Min | A.Green | 21 137 |
| 11/27/49 | at Chic | T.Canadeo | 20 122 | 10/03/76 | Det | W.Harrell | 17 111 | 11/10/03 | at Phi | A.Green | 29 192 |
| 10/08/50 | ChiB | L.Coutre | 8 101 | 09/10/78 | NO | T.Middleton | 19 114 | 11/16/03 | at SF | A.Green | 21 109 |
| 10/18/51 | at NYB | B.Grimes | 10 167 | 10/01/78 | Det | T.Middleton | 11 148 | 11/23/03 | OK | A.Green | 27 154 |
| 11/18/51 | at Chic | T.Rote | 14 150 | 10/15/78 | Sea | T.Middleton | 23 121 | 12/22/03 | at Oak | A.Green | 24 127 |
| 11/22/51 | at Det | T.Rote | 15 131 | 11/26/78 | Min | T.Middleton | 39 110 | 12/28/03 | Den | A.Green | 20 218 |
| 10/12/52 | at LARm | T.Rote | 14 106 | 09/09/79 | NO | S.Atkins | 12 110 | 09/13/04 | at Car | A.Green | 33 119 |
| 10/31/53 | at BalC | F.Reid | 9 120 | 10/14/79 | Det | N.Simpson | 19 121 | 09/19/04 | ChiB | A.Green | 24 128 |
| 11/13/54 | at BalC | H.Ferguson | 15 112 | 11/11/79 | Min | T.Middleton | 27 135 | 10/24/04 | DaIC | A.Green | 15 163 |
| 10/02/55 | ChiB | H.Ferguson | 15 153 | 11/23/80 | at Min | E.Ivery | 24 145 | 11/14/04 | Min | A.Green | 21 145 |
| 11/06/55 | at ChiB | H.Ferguson | 17 120 | | | G.Ellis | 15 101 | 11/29/04 | SILR | N.Davenport | 19 178 |
| 10/30/57 | NYG | P.Hornung | 16 112 | 09/12/81 | Sea | G.Ellis | 23 127 | 11/13/05 | at Phi | S.Gado | 25 103 |
| 10/19/58 | at Was | H.Ferguson | 11 100 | 09/12/82 | LARm | E.Ivery | 17 109 | 11/27/05 | at Phi | S.Gado | 26 111 |
| 12/07/58 | at SF | J.Taylor | 22 137 | 12/04/83 | ChiB | G.Ellis | 18 141 | 12/11/05 | Det | S.Gado | 29 170 |
| 10/15/59 | SF | P.Hornung | 28 138 | 10/28/84 | Det | E.Ivery | 9 116 | 09/10/06 | ChiB | A.Green | 20 110 |
| 12/13/59 | at SF | L.Carpenter | 16 113 | 11/11/84 | Min | G.Ellis | 9 110 | 10/08/06 | SILR | N.Herron | 20 106 |
| 10/02/60 | Det | J.Taylor | 26 151 | 09/29/85 | at StLC | J.Clark | 9 112 | 10/22/06 | at Mia | A.Green | 18 118 |
| 10/30/60 | at Pit | J.Taylor | 25 105 | 11/10/85 | at Min | E.Ivery | 15 111 | 10/29/06 | Ari | A.Green | 21 106 |
| 11/13/60 | DaIC | J.Taylor | 15 121 | | | G.Ellis | 9 101 | | V.Morency | 11 101 | |
| 11/20/60 | at LARm | T.Moore | 11 105 | 10/18/87 | Phi | K.Wilhite | 16 100 | 11/05/06 | at Buf | A.Green | 23 122 |
| 12/04/60 | at ChiB | J.Taylor | 24 140 | 10/25/87 | at Det | K.Davis | 23 129 | 12/03/06 | N.YJ | A.Green | 14 102 |
| 12/10/60 | at SF | J.Taylor | 27 161 | 10/09/88 | NE | B.Fullwood | 14 118 | 10/29/07 | at Det | R.Grant | 22 119 |
| 10/01/61 | ChiB | J.Taylor | 19 130 | 10/07/89 | NO | B.Fullwood | 18 125 | 11/11/07 | Min | R.Grant | 25 104 |
| 10/08/61 | BaIC | P.Hornung | 11 111 | 10/08/89 | DaIC | B.Fullwood | 28 119 | 11/22/07 | at Det | R.Grant | 15 101 |
| 10/15/61 | at CleB | J.Taylor | 21 158 | 12/17/89 | at ChiB | K.Woodside | 10 116 | 12/09/07 | at Oak | R.Grant | 29 156 |
| 10/22/61 | at Min | T.Moore | 16 159 | 11/01/92 | at Det | V.Workman | 23 101 | 12/23/07 | at ChiB | R.Grant | 14 100 |
| 12/03/61 | NYG | J.Taylor | 27 186 | 11/22/92 | at ChiB | E.Bennett | 29 107 | 12/30/07 | Det | B.Jackson | 20 113 |
| 12/10/61 | at SF | J.Taylor | 22 122 | 10/24/93 | at TB | D.Thompson | 21 105 | 10/19/08 | Ind | R.Grant | 31 105 |
| 09/23/62 | StLC | J.Taylor | 17 126 | 12/26/93 | LARd | D.Thompson | 21 101 | 11/16/08 | ChiB | R.Grant | 25 145 |
| 09/30/62 | ChiB | J.Taylor | 17 126 | 11/01/94 | ChiB | E.Bennett | 26 105 | 12/07/08 | HouT | R.Grant | 19 104 |
| 10/14/62 | at Min | J.Taylor | 17 164 | 12/11/94 | ChiB | E.Bennett | 22 106 | 12/28/08 | Det | R.Grant | 19 106 |
| 10/21/62 | SF | J.Taylor | 17 160 | 12/12/94 | ChiB | E.Bennett | 22 106 | | D.Wynn | 7 106 | |
| 11/04/62 | at ChiB | J.Taylor | 25 141 | 12/24/94 | at TB | E.Bennett | 21 100 | 10/25/09 | at CleB | R.Grant | 27 148 |
| 11/11/62 | at Phi | J.Taylor | 25 141 | 10/29/95 | at Det | E.Bennett | 22 121 | 11/22/09 | at SF | R.Grant | 21 129 |
| 12/02/62 | at LARm | J.Taylor | 23 156 | 12/22/96 | Min | E.Bennett | 18 109 | 12/13/09 | at ChiB | R.Grant | 20 137 |
| 09/22/63 | at Min | T.Moore | 17 122 | 09/14/97 | Mia | D.Levens | 21 121 | 10/10/10 | at Was | B.Jackson | 10 115 |
| 10/27/63 | DaIC | J.Taylor | 26 107 | 09/28/97 | at Det | D.Levens | 16 107 | 09/15/13 | at Was | J.Starks | 20 132 |
| 11/03/63 | Pit | J.Taylor | 30 141 | 10/27/97 | at NE | D.Levens | 26 100 | 09/22/13 | at Cin | J.Franklin | 13 103 |
| 11/24/63 | SF | J.Taylor | 15 119 | 11/16/97 | at Ind | D.Levens | 14 103 | 10/13/13 | at BalR | E.Lacy | 23 120 |
| 12/07/63 | at LARm | J.Taylor | 17 113 | 11/23/97 | DaIC | D.Levens | 33 190 | 11/04/13 | ChiB | E.Lacy | 22 150 |
| 10/11/64 | SF | J.Taylor | 23 133 | 12/01/97 | at Min | D.Levens | 31 108 | 11/24/13 | Min | E.Lacy | 25 110 |
| 11/01/64 | at Det | J.Taylor | 17 108 | 11/15/98 | at NYG | D.Holmes | 27 111 | 12/15/13 | at DaIC | E.Lacy | 21 141 |
| 11/08/64 | Det | J.Taylor | 19 145 | 11/29/98 | Phi | D.Holmes | 26 163 | 10/02/14 | Min | E.Lacy | 13 105 |
| 12/13/64 | at LARm | J.Taylor | 17 165 | 12/13/98 | ChiB | D.Levens | 15 105 | 11/23/14 | at Min | E.Lacy | 25 125 |
| 11/21/65 | at Min | J.Taylor | 25 111 | 09/19/99 | at Det | D.Levens | 29 153 | 12/28/14 | Det | E.Lacy | 26 100 |
| 09/24/67 | ChiB | J.Grabowski | 32 111 | 11/01/99 | Sea | D.Levens | 24 104 | 10/18/15 | SD | J.Starks | 10 112 |
| 10/22/67 | at NYG | J.Grabowski | 21 123 | 12/05/99 | at ChiB | D.Parker | 19 113 | 11/22/15 | at Min | E.Lacy | 22 100 |
| 11/12/67 | Cleb | B.Wilson | 16 100 | 01/20/00 | Ari | D.Levens | 24 146 | 11/26/15 | ChiB | E.Lacy | 17 105 |
| 10/06/68 | at Alt | D.Anderson | 15 101 | 11/19/00 | Ind | A.Green | 24 153 | 12/13/15 | DaIC | E.Lacy | 24 124 |
| 10/26/69 | Alt | D.Anderson | 18 114 | 12/10/00 | Det | A.Green | 27 118 | 09/25/16 | Det | E.Lacy | 17 103 |
| 10/12/70 | at SD | T.Williams | 21 109 | 12/17/00 | at Min | A.Green | 25 161 | 12/18/16 | at ChiB | T.Montgomery | 16 162 |

100-yard rushes (51 players, 198 games): A.Green 33, J.Taylor 26, J.Brockington 13, R.Grant 12, E.Lacy 11, D.Levens 10, T.Canadeo 9, E.Bennett 6, G.Ellis 5, E.Ivery 5, T.Middleton 5, H.Ferguson 4, D.Anderson 3, B.Fullwood 3, S.Gado 3, P.Hornung 3, T.Moore 3, T.Rote 3, J.Grabowski 2, C.Hinkle 2, D.Holmes 2, B.Jackson 2, M.Lane 2, J.Starks 2, D.Thompson 2, A.Uram 2, S.Atkins 1, L.Carpenter 1, J.Clark 1, E.Cody 1, L.Coutre 1, N.Davenport 1, K.Davis 1, J.Franklin 1, T.Fritsch 1, B.Grimes 1, W.Harrell 1, N.Herron 1, C.Isebell 1, B.Monnelt 1, T.Montgomery 1, V.Morency 1, D.Parker 1, F.Reid 1, N.Simpson 1, K.Wilhite 1, T.Williams 1, B.Wilson 1, K.Woodside 1, V.Workman 1, D.Wynn 1.

100 YARDS RECEIVING

| Date | Opp | Player | No Yds | Date | Opp | Player | No Yds | Date | Opp | Player | No Yds |
|----------|---------|--------------|--------|----------|---------|------------|--------|----------|---------|-------------|--------|
| 10/06/35 | PitP | D.Hutson | 4 109 | 11/08/42 | CleR | D.Hutson | 13 209 | 10/28/45 | ChiC | D.Hutson | 7 141 |
| 10/27/35 | at ChiB | D.Hutson | 5 103 | 11/01/42 | ChiC | D.Hutson | 5 207 | 10/19/47 | at Was | N.Luhn | 9 140 |
| 11/10/35 | Det | J.B-McNally | 3 100 | | | A.Uram | 4 174 | 11/30/47 | at LARm | C.Goodnight | 5 107 |
| 11/07/37 | at ChiB | D.Hutson | 5 140 | 11/15/42 | at ChiB | D.Hutson | 10 117 | 12/14/47 | at Phi | N.Luhn | 8 135 |
| 10/30/38 | at CleB | D.Hutson | 6 148 | 11/22/42 | at NYG | D.Hutson | 14 134 | 10/24/48 | Was | C.Goodnight | 5 117 |
| 10/08/39 | ChiC | D.Hutson | 3 126 | 10/31/43 | at NYG | D.Hutson | 8 103 | 10/19/50 | at NYG | A.Baldwin | 3 106 |
| 10/22/39 | Det | D.Hutson | 2 111 | | | H.Jacuskis | 5 124 | 10/28/51 | at NYY | J.Girard | 4 130 |
| 11/12/39 | at Phi | D.Hutson | 5 112 | 11/14/43 | ChiC | H.Jacuskis | 3 127 | 12/16/51 | at LARm | B.Mann | 11 123 |
| 11/19/39 | at BrkD | D.Hutson | 3 149 | 11/21/43 | at BrkD | D.Hutson | 8 230 | 10/05/52 | Was | B.Howton | 3 128 |
| 10/13/40 | CleR | C.Mulleneaux | 4 111 | 10/08/44 | C-Pit | D.Hutson | 11 207 | 10/12/52 | LARm | B.Howton | 5 156 |
| 10/12/41 | BrkD | D.Hutson | 8 126 | 11/12/44 | at CleR | D.Hutson | 5 107 | 10/26/52 | Det | B.Howton | 7 151 |
| 11/30/41 | at Was | D.Hutson | 9 135 | 10/07/45 | Det | D.Hutson | 6 144 | 11/27/52 | at Det | B.Howton | 7 123 |
| 09/27/42 | ChiB | D.Hutson | 8 147 | 10/14/45 | CleR | D.Hutson | 7 110 | 12/07/52 | at LARm | B.Howton | 6 200 |
| 10/11/42 | Det | D.Hutson | 5 149 | 10/21/45 | BosY | D.Hutson | 6 169 | 12/14/52 | at SF | B.Howton | 8 162 |

100 YARDS RECEIVING

OUTSTANDING PERFORMERS

COMMUNITY

ADMIN. & COACHES

VETERANS

DRAFT & FREE AGENTS

2016 REVIEW

SUPERLATIVES

LAMBEAU FIELD

MISC.

CONTINUED

| Date | Opp | Player | No Yds | Date | Opp | Player | No Yds | Date | Opp | Player | No Yds |
|----------|---------|------------|--------|----------|---------|-------------|--------|----------|---------|-------------|--------|
| 10/04/53 | ChiB | B.Bailey | 7 100 | 10/12/80 | at TB | P.Coffman | 9 109 | 12/11/94 | ChiB | R.Brooks | 6 105 |
| 10/11/53 | LARm | C.Rush | 4 101 | | | E.Ivery | 11 128 | 12/18/94 | Atl | E.Bennett | 8 101 |
| 11/08/53 | at ChiB | B.Mann | 6 101 | 10/19/80 | at CleB | A.Thompson | 7 102 | 12/24/94 | at TB | S.Sharpe | 9 132 |
| 10/03/54 | ChiB | B.Howton | 4 100 | 11/02/80 | at Pit | J.Lofton | 8 136 | 10/11/95 | at ChiB | R.Brooks | 8 161 |
| 10/17/54 | LARm | B.Howton | 5 105 | | | F.Ellis | 7 106 | 10/08/95 | at DalC | R.Brooks | 10 124 |
| 10/24/54 | at BalC | B.Howton | 11 147 | 11/09/80 | SF | J.Lofton | 8 146 | 10/22/95 | Min | M.Chmura | 5 101 |
| 10/30/54 | at Phi | M.McGee | 3 104 | 11/16/80 | at NYG | J.Lofton | 8 175 | 10/29/95 | at Det | R.Brooks | 6 127 |
| 11/21/54 | Det | B.Howton | 7 101 | 12/07/80 | at ChiB | J.Lofton | 6 111 | 11/05/95 | at Min | R.Brooks | 9 120 |
| 12/12/54 | at LARm | M.McGee | 9 105 | 09/13/81 | Atl | J.Lofton | 8 179 | 11/12/95 | ChiB | R.Brooks | 6 138 |
| 10/16/55 | LARm | B.Howton | 8 158 | 09/27/81 | Min | J.Jefferson | 7 121 | 11/26/95 | TB | R.Brooks | 6 114 |
| 10/21/56 | LARm | B.Howton | 7 257 | | | J.Lofton | 8 101 | 12/03/95 | Cin | M.Chmura | 7 109 |
| 11/11/56 | at ChiB | B.Howton | 4 151 | 11/22/81 | at TB | J.Lofton | 6 102 | 12/10/95 | at TB | R.Brooks | 9 122 |
| 11/18/56 | SF | B.Howton | 3 121 | 11/29/81 | at Min | J.Lofton | 7 159 | 12/16/95 | at NO | R.Brooks | 5 118 |
| 11/22/56 | at Det | H.Ferguson | 7 106 | 12/06/81 | Det | J.Jefferson | 8 113 | 12/24/95 | Pit | R.Brooks | 11 137 |
| 09/29/57 | ChiB | B.Howton | 8 165 | 09/12/82 | LARm | J.Jefferson | 6 116 | 09/09/96 | Phi | R.Brooks | 5 130 |
| 11/03/57 | NYG | B.Howton | 4 111 | 09/20/82 | at NYG | J.Lofton | 4 101 | 09/15/96 | SD | R.Brooks | 8 108 |
| 10/19/58 | at WAS | B.Howton | 5 130 | 12/19/82 | at BalC | J.Jefferson | 5 401 | 09/29/96 | at Sea | A.Freeman | 7 108 |
| 10/26/58 | Phi | M.McGee | 6 100 | 10/26/82 | at Atl | J.Lofton | 3 146 | 10/06/96 | at ChiB | A.Freeman | 7 146 |
| 10/04/59 | Det | M.McGee | 3 124 | 10/02/83 | at Det | J.Lofton | 7 128 | 10/14/96 | SF | D.Beebe | 11 220 |
| 10/25/59 | at BalC | M.McGee | 3 110 | 09/04/83 | at HouO | J.Lofton | 8 154 | 11/03/96 | Det | T.Mickens | 7 152 |
| 11/15/59 | BalC | B.Dowler | 8 147 | 09/11/83 | Pit | J.Lofton | 5 169 | | | D.Beebe | 4 106 |
| 11/26/59 | at Det | B.Dowler | 4 107 | 10/02/83 | TB | J.Lofton | 4 112 | 12/01/96 | ChiB | A.Freeman | 10 156 |
| 10/23/60 | SF | M.McGee | 5 110 | 10/17/83 | Was | P.Coffman | 6 124 | 12/08/96 | Den | A.Freeman | 9 175 |
| 12/04/60 | at ChiB | M.McGee | 6 121 | | | G.Ellis | 4 105 | 09/21/97 | Min | A.Freeman | 7 122 |
| 12/17/60 | at LARm | M.McGee | 4 125 | 11/06/83 | CleB | J.Jefferson | 7 102 | 09/28/97 | at Det | R.Brooks | 9 164 |
| 09/17/61 | Det | M.McGee | 7 127 | 11/27/83 | at Atl | J.Lofton | 7 161 | 11/09/97 | StLR | A.Freeman | 7 160 |
| 10/15/61 | at CleB | M.McGee | 5 120 | 12/04/83 | ChiB | J.Lofton | 6 120 | 11/16/97 | at Ind | D.Mayes | 3 119 |
| 10/22/61 | at Min | B.Dowler | 2 100 | 12/18/83 | at ChiB | P.Coffman | 4 122 | 12/14/97 | at Car | A.Freeman | 10 166 |
| 10/29/61 | Min | B.Dowler | 5 121 | 09/02/84 | StLC | J.Lofton | 7 134 | 09/06/98 | Det | A.Freeman | 4 110 |
| | | M.McGee | 6 102 | 10/07/84 | SD | P.Coffman | 8 104 | 10/15/98 | at Det | A.Freeman | 6 126 |
| 10/14/62 | at Min | B.Dowler | 7 124 | | | J.Lofton | 5 158 | 10/25/98 | BalR | A.Freeman | 9 103 |
| | | M.McGee | 10 159 | 10/15/84 | at Den | J.Lofton | 11 206 | 11/01/98 | SF | A.Freeman | 7 193 |
| 11/11/62 | at Phi | B.Dowler | 7 101 | 10/21/84 | Sea | J.Lofton | 5 162 | 11/29/98 | Phi | B.Schroeder | 5 128 |
| | | M.McGee | 7 174 | 11/11/84 | Min | J.Lofton | 4 119 | 12/13/98 | ChiB | A.Freeman | 8 103 |
| 10/13/63 | at Min | M.McGee | 5 104 | 11/18/84 | LARm | J.Lofton | 6 129 | 12/20/98 | TenO | A.Freeman | 7 186 |
| 11/10/63 | Min | B.Dowler | 8 134 | 10/06/85 | Det | J.Lofton | 10 151 | 09/12/99 | Oak | A.Freeman | 7 111 |
| 11/28/63 | at Det | B.Dowler | 9 178 | 10/21/85 | at ChiB | J.Lofton | 7 103 | 10/10/99 | TB | B.Schroeder | 7 158 |
| 12/07/63 | at LARm | M.McGee | 7 105 | 11/10/85 | at Min | P.Epps | 6 118 | | | A.Freeman | 7 152 |
| 12/14/63 | at SF | B.Dowler | 8 188 | 12/01/85 | TB | J.Lofton | 6 106 | 11/01/99 | Sea | C.Bradford | 3 106 |
| 10/04/64 | Min | B.Dowler | 6 128 | 09/14/86 | at NO | J.Lofton | 8 100 | 11/14/99 | at DalC | A.Freeman | 6 110 |
| 10/18/64 | at BalC | M.McGee | 4 123 | 10/05/86 | Cin | J.Lofton | 7 109 | 10/10/00 | ChiB | B.Schroeder | 8 108 |
| 11/15/64 | at SF | M.McGee | 6 139 | 11/23/86 | at ChiB | E.West | 5 103 | 10/15/00 | SF | A.Freeman | 6 116 |
| 09/19/65 | at Det | B.Dowler | 6 104 | 11/27/86 | at Det | W.Stanley | 4 124 | 11/06/00 | Min | A.Freeman | 5 118 |
| 10/17/65 | at Pit | C.Dale | 3 108 | 10/18/87 | Phi | L.Morris | 6 132 | 11/19/00 | Ind | B.Schroeder | 8 155 |
| | | B.Long | 4 106 | 10/25/87 | at Det | W.Stanley | 6 150 | 12/03/00 | at ChiB | B.Schroeder | 6 119 |
| 11/28/65 | at LARm | E.Pitts | 4 111 | 11/08/87 | ChiB | P.Epps | 6 139 | 09/09/01 | Det | B.Schroeder | 4 104 |
| 12/12/65 | at BalC | P.Hornung | 2 115 | 12/27/87 | at NO | W.Stanley | 4 109 | 10/07/01 | at TB | B.Schroeder | 4 119 |
| 12/19/65 | at SF | B.Dowler | 6 117 | 09/25/88 | ChiB | S.Sharpe | 7 137 | 10/14/01 | BalR | A.Freeman | 9 138 |
| 10/23/66 | Atl | C.Dale | 4 110 | 10/02/88 | at TB | W.Stanley | 6 107 | 11/11/01 | at ChiB | B.Schroeder | 4 100 |
| 12/04/66 | SF | C.Dale | 3 142 | 10/16/88 | at Min | W.Stanley | 5 101 | 11/18/01 | Atl | C.Bradford | 3 117 |
| 12/18/66 | at LARm | C.Dale | 3 121 | 11/20/88 | Det | S.Sharpe | 8 124 | 12/03/01 | at Jax | A.Freeman | 3 104 |
| 09/17/67 | Det | C.Dale | 4 109 | 12/11/88 | Min | P.Kemp | 6 108 | | | B.Schroeder | 6 106 |
| 10/01/67 | Atl | B.Dowler | 8 105 | 09/17/89 | NO | S.Sharpe | 8 164 | 01/06/02 | at NYG | B.Schroeder | 5 102 |
| 11/12/67 | CleB | D.Anderson | 5 103 | 09/24/89 | at LARm | S.Sharpe | 8 107 | | | C.Bradford | 3 111 |
| 11/26/67 | at ChiB | B.Dowler | 6 105 | 10/08/89 | DalC | S.Sharpe | 6 132 | 10/07/02 | at ChiB | D.Driver | 4 120 |
| 12/03/67 | at Min | B.Dowler | 3 100 | 10/29/89 | Det | S.Sharpe | 7 105 | | | T.Glenn | 8 154 |
| 09/15/68 | Phi | B.Dowler | 5 110 | 11/26/89 | Min | S.Sharpe | 10 157 | 11/17/02 | at Min | D.Driver | 4 121 |
| 09/29/68 | Det | C.Dale | 6 205 | 12/03/89 | at TB | S.Sharpe | 8 169 | 12/08/02 | Min | R.Ferguson | 6 105 |
| 11/17/68 | NO | C.Dale | 8 161 | 10/07/90 | at ChiB | S.Sharpe | 5 129 | 12/14/03 | at SD | D.Driver | 8 112 |
| 12/15/68 | ChiB | B.Dowler | 8 182 | 10/14/90 | at TB | S.Sharpe | 7 139 | 12/22/03 | at Oak | J.Walker | 4 124 |
| 10/12/69 | at Det | C.Dale | 7 167 | 11/18/90 | at Pho | S.Sharpe | 10 157 | 09/19/04 | ChiB | J.Walker | 7 102 |
| 10/19/69 | at LARm | B.Dowler | 6 100 | 12/22/90 | Det | E.West | 7 103 | 09/26/04 | at Ind | J.Walker | 11 200 |
| 11/02/69 | at Pit | C.Dale | 7 134 | 11/10/91 | Buf | S.Sharpe | 8 133 | 10/11/04 | TenT | D.Driver | 10 150 |
| 12/21/69 | StLC | C.Dale | 9 195 | 09/20/92 | Cin | S.Sharpe | 7 109 | | | J.Walker | 8 159 |
| | | B.Dowler | 6 102 | 10/04/92 | at Atl | S.Sharpe | 9 107 | 10/17/04 | at Det | D.Driver | 9 110 |
| 09/27/70 | Atl | C.Dale | 4 186 | 10/25/92 | ChiB | S.Sharpe | 9 144 | 10/24/04 | DalC | J.Walker | 8 129 |
| 12/13/70 | at ChiB | C.Dale | 8 128 | 11/08/92 | at NYG | S.Sharpe | 11 160 | 11/21/04 | at HouT | D.Driver | 10 148 |
| 10/17/71 | Min | C.Dale | 8 151 | 11/15/92 | Phi | S.Sharpe | 7 116 | 12/19/04 | Jax | J.Walker | 11 152 |
| 09/29/75 | at Det | K.Payne | 12 167 | 12/06/92 | Det | S.Sharpe | 6 107 | 12/24/04 | at Min | D.Driver | 11 162 |
| 11/23/75 | NYG | K.Payne | 4 103 | 12/20/92 | LARm | S.Sharpe | 8 110 | 09/18/05 | CleB | D.Driver | 6 105 |
| 10/24/76 | at Oak | K.Payne | 6 120 | 09/05/93 | LARm | S.Sharpe | 7 120 | 10/23/05 | at Min | D.Driver | 8 114 |
| 11/28/76 | ChiB | O.Smith | 4 121 | 10/10/93 | Den | J.Harris | 5 128 | 11/13/05 | at Atl | D.Driver | 10 114 |
| 11/13/77 | LARm | S.Odom | 4 115 | 10/24/93 | at TB | S.Sharpe | 10 147 | 12/25/05 | ChiB | D.Driver | 6 107 |
| 09/10/78 | NO | J.Lofton | 3 107 | 12/05/93 | at ChiB | S.Sharpe | 10 114 | 01/01/06 | Sea | D.Driver | 6 118 |
| 10/01/78 | Det | A.Thompson | 3 111 | 12/19/93 | Min | S.Sharpe | 6 106 | 09/17/06 | NO | D.Driver | 8 153 |
| 10/21/79 | at TB | P.Coffman | 7 106 | 12/26/93 | LARd | S.Sharpe | 7 119 | 09/24/06 | at Det | G.Jennings | 3 101 |
| 10/28/79 | at Mia | P.Coffman | 5 116 | 09/18/94 | at Phi | S.Sharpe | 6 108 | 10/08/06 | StLR | G.Jennings | 5 105 |
| 11/04/79 | NYJ | J.Lofton | 6 114 | 10/02/94 | at NE | S.Sharpe | 9 132 | 11/12/06 | at Min | D.Driver | 6 191 |
| 11/18/79 | BuF | J.Lofton | 4 112 | 11/24/94 | at DalC | S.Sharpe | 9 122 | 12/10/06 | at SF | D.Driver | 9 160 |
| 10/05/80 | Cin | J.Lofton | 8 114 | 12/04/94 | at Det | S.Sharpe | 10 115 | 12/31/06 | at ChiB | R.Martin | 7 118 |
| | | | | | | A.Morgan | 6 103 | 09/23/07 | SD | D.Driver | 6 126 |

100-yard receivers (62 players, 374 games): J.Lofton 32, S.Sharpe 29, J.Nelson 25, D.Hutson 24, G.Jennings 23, D.Driver 22, A.Freeman 20, B.Dowler 19, B.Howton 17, M.McGee 17, R.Brooks 13, C.Dale 13, R.Cobb 12, J.Jones 12, B.Schroeder 10, P.Coffman 6, J.Walker 6, D.Adams 5, J.Jefferson 5, W.Stanley 5, C.Bradford 3, J.Finley 3, K.Payne 3, D.Beebe 2, J.Boykin 2, M.Chmura 2, G.Ellis 2, P.Epps 2, C.Goodnight 2, H.Jacunas 2, N.Luh 2, B.Mann 2, A.Thompson 2, E.West 2, D.Anderson 1, B.Bailey 1, A.Baldwin 1, E.Bennett 1, J.Blood McNally 1, J.Cook 1, H.Ferguson 1, R.Ferguson 1, J.Girard 1, T.Glenn 1, J.Harris 1, P.Hornung 1, E.Ivery 1, P.Kemp 1, E.Lacy 1, B.Long 1, R.Martin 1, D.Mayes 1, T.Mickens 1, A.Morgan 1, L.Morris 1, C.Mulleneaux 1, S.Odom 1, E.Pitts 1, R.Rodgers 1, C.Rush 1, O.Smith 1, A.Uram 1.

CAREER PASSING

| | | YARDS | | | | | |
|--------------------|-------|-------|--------|------|-----|-----|-----|
| Player | Att | Cmp | Yds | Pct | TD | Int | Yrs |
| 1 Brett Favre | 8,754 | 5,377 | 61,655 | 61.4 | 442 | 286 | 16 |
| 2 Aaron Rodgers | 4,657 | 3,034 | 36,827 | 65.1 | 297 | 72 | 12 |
| 3 Bart Starr | 3,149 | 1,808 | 24,718 | 57.4 | 152 | 138 | 16 |
| 4 Lynn Dickey | 2,831 | 1,592 | 21,369 | 56.2 | 133 | 151 | 9 |
| 5 Tobin Rote | 1,854 | 826 | 11,535 | 44.6 | 89 | 119 | 7 |
| 6 Don Majkowski | 1,607 | 889 | 10,870 | 55.3 | 56 | 56 | 6 |
| 7 Randy Wright | 1,119 | 602 | 7,106 | 53.8 | 31 | 57 | 5 |
| 8 Arnie Herber | 1,009 | 410 | 6,749 | 40.6 | 66 | 90 | 11 |
| 9 David Whitehurst | 980 | 504 | 6,205 | 51.4 | 28 | 51 | 7 |
| 10 Cecil Isbell | 818 | 411 | 5,945 | 50.2 | 61 | 52 | 5 |

TOUCHDOWN PASSES

| Player | TD |
|-----------------|-----|
| 1 Brett Favre | 442 |
| 2 Aaron Rodgers | 297 |
| 3 Bart Starr | 152 |
| 4 Lynn Dickey | 133 |
| 5 Tobin Rote | 89 |
| 6 Arnie Herber | 66 |
| 7 Cecil Isbell | 61 |
| 8 Don Majkowski | 56 |
| 9 Red Dunn | 31 |
| Babe Parilli | 31 |
| Randy Wright | 31 |

PASSER RATING

| Player | Rtng |
|--------------------|-------|
| 1 Aaron Rodgers | 104.1 |
| 2 Brett Favre | 85.8 |
| 3 Bart Starr | 80.5 |
| 4 Lynn Dickey | 73.8 |
| 5 Don Majkowski | 73.5 |
| 6 Cecil Isbell | 72.6 |
| 7 Randy Wright | 61.4 |
| 8 David Whitehurst | 59.2 |
| 9 Tobin Rote | 54.4 |
| 10 Arnie Herber | 48.5 |

—minimum 800 attempts

CAREER RUSHING

| | | YARDS | | |
|-----------------|-------|-------|-----|-----|
| Player | No | Yds | Avg | Yrs |
| 1 A.Green | 1,851 | 8,322 | 4.5 | 8 |
| 2 J.Taylor | 1,811 | 8,207 | 4.5 | 9 |
| 3 J.Brockington | 1,293 | 5,024 | 3.9 | 7 |
| 4 T.Canadeo | 1,025 | 4,197 | 4.1 | 11 |
| 5 R.Grant | 955 | 4,143 | 4.3 | 6 |
| 6 D.Levens | 1,006 | 3,937 | 3.9 | 8 |
| 7 C.Hinkle | 1,171 | 3,860 | 3.3 | 10 |
| 8 G.Ellis | 836 | 3,826 | 4.6 | 7 |
| 9 P.Hornung | 893 | 3,711 | 4.2 | 9 |
| 10 E.Lacy | 788 | 3,435 | 4.4 | 4 |
| 11 E.Bennett | 936 | 3,353 | 3.6 | 5 |
| 12 D.Anderson | 787 | 3,165 | 4.0 | 6 |
| 13 E.Ivery | 667 | 2,933 | 4.4 | 8 |
| 14 A.Rodgers | 501 | 2,544 | 5.1 | 12 |
| 15 J.Starks | 618 | 2,506 | 4.1 | 7 |
| 16 T.Rote | 419 | 2,205 | 5.3 | 7 |
| 17 T.Fritsch | 620 | 2,200 | 3.5 | 9 |
| 18 H.Ferguson | 544 | 2,120 | 3.9 | 6 |
| 19 T.Moore | 503 | 2,069 | 4.1 | 6 |
| 20 T.Middleton | 559 | 2,044 | 3.7 | 5 |

CAREER RECEIVING

| | | RECEPTIONS | | |
|----------------|-----|------------|------|-----|
| Player | No | Yds | Avg | Yrs |
| 1 D.Driver | 743 | 10,137 | 13.6 | 14 |
| 2 S.Sharpe | 595 | 8,134 | 13.7 | 7 |
| 3 J.Lofton | 530 | 9,656 | 18.2 | 9 |
| 4 J.Nelson | 497 | 7,366 | 14.8 | 8 |
| 5 D.Hutson | 488 | 7,991 | 16.4 | 11 |
| 6 B.Dowler | 448 | 6,918 | 15.4 | 11 |
| 7 A.Freeman | 431 | 6,651 | 15.4 | 8 |
| 8 G.Jennings | 425 | 6,537 | 15.4 | 7 |
| 9 R.Cobb | 366 | 4,488 | 12.3 | 6 |
| 10 J.Jones | 360 | 5,195 | 14.4 | 8 |
| 11 A.Green | 350 | 2,726 | 7.8 | 8 |
| 12 M.McGee | 345 | 6,346 | 18.4 | 12 |
| 13 P.Coffman | 322 | 4,223 | 13.1 | 8 |
| 14 W.Henderson | 320 | 2,409 | 7.5 | 12 |
| 15 R.Brooks | 306 | 4,225 | 13.8 | 7 |
| 16 B.Howton | 303 | 5,581 | 18.4 | 7 |
| 17 C.Dale | 275 | 5,422 | 19.7 | 8 |
| 18 D.Levens | 271 | 2,079 | 7.7 | 8 |
| 19 G.Ellis | 267 | 2,514 | 9.4 | 7 |
| 20 B.Franks | 256 | 2,300 | 9.0 | 8 |

YARDS

| Player | Yards |
|----------------------|--------|
| 1 Donald Driver | 10,137 |
| 2 James Lofton | 9,656 |
| 3 Sterling Sharpe | 8,134 |
| 4 Don Hutson | 7,991 |
| 5 Jordy Nelson | 7,366 |
| 6 Boyd Dowler | 6,918 |
| 7 Antonio Freeman | 6,651 |
| 8 Greg Jennings | 6,537 |
| 9 Max McGee | 6,346 |
| 10 Billy Howton | 5,581 |
| 11 Carroll Dale | 5,422 |
| 12 James Jones | 5,195 |
| 13 Randall Cobb | 4,488 |
| 14 Robert Brooks | 4,225 |
| 15 Paul Coffman | 4,223 |
| 16 Bill Schroeder | 3,435 |
| 17 Phillip Epps | 2,884 |
| 18 Jermichael Finley | 2,785 |
| 19 Ahman Green | 2,726 |
| 20 Ron Kramer | 2,594 |



Donald Driver

ALL-TIME SCORING

| Player | Years | TD | PAT | FG | Pts | Player | Years | TD | PAT | FG | Pts |
|--------------------|----------------|-----|-----|-----|-------|--------------------|----------------|----|-----|----|------|
| Mason Crosby | 2007-16 | 0 | 481 | 262 | 1,267 | Clyde Goodnight | 1945-49 | 13 | 0 | 0 | 78 |
| Ryan Longwell | 1997-2005 | 0 | 376 | 226 | 1,054 | Dave Hampton | 1969-71 | 13 | 0 | 0 | 78 |
| Don Hutson | 1935-45 | 105 | 172 | 7 | 823 | Harlan Huckleby | 1980-85 | 13 | 0 | 0 | 78 |
| Chris Jacke | 1989-96 | 0 | 301 | 173 | 820 | Rich McGeorge | 1970-78 | 13 | 0 | 0 | 78 |
| Paul Hornung | 1957-62, 64-66 | 62 | 190 | 66 | 760 | Robert Ferguson | 2001-06 | 12 | 0 | 0 | **76 |
| Jim Taylor | 1958-66 | 91 | 0 | 0 | 546 | Richard Rodgers | 2014-16 | 12 | 0 | 0 | *74 |
| Chester Marcol | 1972-80 | 1 | 155 | 120 | 521 | Mary Fleming | 1963-69 | 12 | 0 | 0 | 72 |
| Fred Cone | 1951-57 | 16 | 200 | 53 | 455 | Hurdis McCrary | 1929-33 | 12 | 0 | 0 | 72 |
| Ahman Green | 2000-06, 09 | 68 | 0 | 0 | 408 | Carl Mulleneaux | 1938-41, 45-46 | 12 | 0 | 0 | 72 |
| Stirling Sharpe | 1988-94 | 66 | 0 | 0 | 396 | Mike Mercer | 1968-69 | 0 | 35 | 12 | 71 |
| Ted Fritsch | 1942-50 | 35 | 62 | 36 | 380 | Ed Jankowski | 1937-41 | 10 | 4 | 1 | 67 |
| Jordy Nelson | 2008-14, 16 | 63 | 0 | 0 | *380 | Irv Comp | 1943-49 | 11 | 0 | 0 | 66 |
| Clarke Hinkle | 1932-41 | 44 | 31 | 28 | 379 | Jim Grabowski | 1966-70 | 11 | 0 | 0 | 66 |
| Donald Driver | 1999-2012 | 62 | 0 | 0 | *376 | Keith Jackson | 1995-96 | 11 | 0 | 0 | 66 |
| Antonio Freeman | 1995-2001, 03 | 57 | 0 | 0 | *346 | John Jefferson | 1981-84 | 11 | 0 | 0 | 66 |
| Greg Jennings | 2006-12 | 53 | 0 | 0 | **324 | MacArthur Lane | 1972-74 | 11 | 0 | 0 | 66 |
| Verne Lewellen | 1924-32 | 51 | 1 | 0 | 307 | Dale Livingston | 1970 | 0 | 19 | 15 | 64 |
| Max McGee | 1954, 57-67 | 51 | 0 | 0 | 306 | Bo Molenda | 1928-32 | 9 | 10 | 0 | 64 |
| James Lofton | 1978-86 | 50 | 0 | 0 | 300 | Cecil Isbell | 1938-42 | 10 | 3 | 0 | 63 |
| Jan Stenerud | 1980-83 | 0 | 115 | 59 | 292 | Tom Birney | 1979-80 | 0 | 21 | 13 | 60 |
| James Jones | 2007-13, 15 | 45 | 0 | 0 | *274 | Red Dunn | 1927-31 | 1 | 48 | 2 | 60 |
| Dorsey Levens | 1994-2001 | 44 | 0 | 0 | *266 | Wuert Englemann | 1930-33 | 10 | 0 | 0 | 60 |
| Al Del Greco | 1984-87 | 0 | 112 | 50 | 262 | Charles Goldenberg | 1933-45 | 10 | 0 | 0 | 60 |
| Don Chandler | 1965-67 | 0 | 117 | 48 | 261 | Billy Grimes | 1950-52 | 10 | 0 | 0 | 60 |
| Billy Howton | 1952-58 | 43 | 0 | 0 | 258 | Scott Hunter | 1971-73 | 10 | 0 | 0 | 60 |
| Boyd Dowler | 1959-69 | 40 | 0 | 0 | 240 | Eddie Kotal | 1925-29 | 10 | 0 | 0 | 60 |
| Randall Cobb | 2011-16 | 39 | 0 | 0 | *236 | Ernie Smith | 1935-37, 39 | 0 | 42 | 6 | 60 |
| Paul Coffman | 1978-85 | 39 | 0 | 0 | 234 | Charles Woodson | 2006-12 | 10 | 0 | 0 | 60 |
| J. (Blood) McNally | 1929-33, 35-36 | 38 | 2 | 0 | 230 | Roger Grove | 1931-35 | 7 | 16 | 0 | 58 |
| Robert Brooks | 1992-98 | 35 | 0 | 0 | 210 | Brandon Jackson | 2007-10 | 9 | 0 | 0 | *56 |
| Carroll Dale | 1965-72 | 35 | 0 | 0 | 210 | David Martin | 2001-06 | 9 | 0 | 0 | *56 |
| Gerry Ellis | 1980-86 | 35 | 0 | 0 | 210 | Herb Adderley | 1961-69 | 9 | 0 | 0 | 54 |
| Elijah Pitts | 1961-69, 71 | 35 | 0 | 0 | 210 | Myrt Basing | 1923-27 | 9 | 0 | 0 | 54 |
| Bubba Franks | 2000-07 | 32 | 0 | 0 | *196 | Cub Buck | 1921-25 | 0 | 24 | 10 | 54 |
| John Brockington | 1971-77 | 32 | 0 | 0 | 192 | Lynn Dickey | 1976-77, 79-85 | 9 | 0 | 0 | 54 |
| Donny Anderson | 1966-71 | 31 | 0 | 0 | 186 | Tony Fisher | 2002-05 | 9 | 0 | 0 | 54 |
| Tony Canadeo | 1941-44, 46-52 | 31 | 0 | 0 | 186 | Willard Harrell | 1975-77 | 9 | 0 | 0 | 54 |
| Eddie Lee Ivery | 1979-86 | 30 | 0 | 0 | 180 | Jackie Harris | 1990-93 | 9 | 0 | 0 | 54 |
| Tobin Rote | 1950-56 | 30 | 0 | 0 | 180 | Don Majkowski | 1987-92 | 9 | 0 | 0 | 54 |
| Edgar Bennett | 1992-96 | 29 | 0 | 0 | *178 | Darrell Thompson | 1990-94 | 9 | 0 | 0 | 54 |
| Jerry Kramer | 1958-68 | 0 | 90 | 29 | 177 | Eric Torkelson | 1974-79, 81 | 9 | 0 | 0 | 54 |
| Ryan Grant | 2007-12 | 29 | 0 | 0 | 174 | Joe Daneolo | 1975 | 0 | 20 | 11 | 53 |
| Eddie Lacy | 2013-16 | 29 | 0 | 0 | 174 | Ward Cuff | 1947 | 0 | 30 | 7 | 51 |
| Tom Moore | 1960-65 | 27 | 0 | 0 | 162 | Paul Ott Carruth | 1986-88 | 8 | 0 | 0 | 48 |
| Ed West | 1984-94 | 26 | 0 | 0 | *158 | Milt Gantenbein | 1931-40 | 8 | 0 | 0 | 48 |
| Aaron Rodgers | 2005-16 | 25 | 0 | 0 | *152 | Anthony Morgan | 1993-96 | 8 | 0 | 0 | 48 |
| John Kuhn | 2007-15 | 23 | 0 | 0 | 138 | Walt Schlinkman | 1946-49 | 8 | 0 | 0 | 48 |
| Javon Walker | 2002-05 | 22 | 0 | 0 | 132 | Aundra Thompson | 1977-81 | 8 | 0 | 0 | 48 |
| Gary Knafelec | 1954-62 | 21 | 0 | 0 | 126 | Keith Woodside | 1988-91 | 8 | 0 | 0 | 48 |
| Joe Laws | 1934-45 | 21 | 0 | 0 | 126 | Corey Bradford | 1998-2001 | 7 | 0 | 0 | *44 |
| Barty Smith | 1974-80 | 21 | 0 | 0 | 126 | Arnie Herber | 1930-40 | 7 | 2 | 0 | 44 |
| Jermichael Finley | 2008-13 | 20 | 0 | 0 | 120 | Lou Michaels | 1971 | 0 | 19 | 8 | 43 |
| Bill Schroeder | 1994, 97-2001 | 20 | 0 | 0 | 120 | Al Carmichael | 1953-58 | 7 | 0 | 0 | 42 |
| Brent Fullwood | 1987-90 | 19 | 0 | 0 | 114 | Najeh Davenport | 2002-05 | 7 | 0 | 0 | 42 |
| William Henderson | 1995-2006 | 19 | 0 | 0 | 114 | Carlton Elliott | 1951-54 | 7 | 0 | 0 | 42 |
| Terdell Middleton | 1977-81 | 19 | 0 | 0 | 114 | Howie Ferguson | 1953-58 | 7 | 0 | 0 | 42 |
| Curly Lambeau | 1921-29 | 12 | 20 | 6 | 110 | Samkon Gado | 2005-06 | 7 | 0 | 0 | 42 |
| Dave Rayner | 2006 | 0 | 31 | 26 | 109 | Carl Lidberg | 1926, 29-30 | 7 | 0 | 0 | 42 |
| Floyd Reid | 1950-56 | 18 | 0 | 0 | 108 | Don McIlhenny | 1957-59 | 7 | 0 | 0 | 42 |
| Max Zendejas | 1987-88 | 0 | 30 | 25 | 105 | Babe Parilli | 1952-53, 57-58 | 7 | 0 | 0 | 42 |
| Mark Chmura | 1993-99 | 17 | 0 | 0 | *104 | George Sauer | 1935-37 | 7 | 0 | 0 | 42 |
| Donald Lee | 2005-10 | 17 | 0 | 0 | 102 | Darren Sharper | 1997-2004 | 7 | 0 | 0 | 42 |
| Bob Mann | 1950-54 | 17 | 0 | 0 | 102 | Jon Staggers | 1972-74 | 7 | 0 | 0 | 42 |
| Travis Williams | 1967-70 | 17 | 0 | 0 | 102 | David Whitehurst | 1977-83 | 7 | 0 | 0 | 42 |
| Davante Adams | 2014-16 | 16 | 0 | 0 | *100 | Rudell Martin | 2006-08 | 6 | 0 | 0 | *38 |
| Lou Brock | 1940-45 | 16 | 2 | 0 | 98 | Don Beebe | 1996-97 | 6 | 0 | 0 | 36 |
| Andy Uram | 1938-43 | 16 | 2 | 0 | 98 | Antonio Chatman | 2003-05 | 6 | 0 | 0 | 36 |
| Phillip Epps | 1982-88 | 16 | 0 | 0 | 96 | Harry Jacunski | 1939-44 | 6 | 0 | 0 | 36 |
| Hank Bruder | 1931-39 | 15 | 4 | 0 | 94 | Perry Kemp | 1988-91 | 6 | 0 | 0 | 36 |
| Jessie Clark | 1983-87 | 15 | 0 | 0 | 90 | Marty Norton | 1925 | 6 | 0 | 0 | 36 |
| Ron Kramer | 1957, 59-64 | 15 | 0 | 0 | 90 | Andrew Quarless | 2010-11, 13-15 | 6 | 0 | 0 | 36 |
| Bob Monnett | 1933-38 | 8 | 27 | 5 | 90 | Walter Stanley | 1985-88 | 6 | 0 | 0 | 36 |
| Steve Odum | 1974-79 | 15 | 0 | 0 | 90 | Charlie Mathys | 1922-26 | 5 | 0 | 1 | 33 |
| James Starks | 2010-16 | 15 | 0 | 0 | 90 | Doug Hart | 1964-71 | 5 | 0 | 0 | +32 |
| Bart Starr | 1956-71 | 15 | 0 | 0 | 90 | Jack Cloud | 1950-51 | 5 | 0 | 0 | 30 |
| Vince Workman | 1989-92 | 15 | 0 | 0 | 90 | Nick Collins | 2005-11 | 5 | 0 | 0 | 30 |
| Tyrone Davis | 1997-2002 | 14 | 0 | 0 | *86 | Kenneth Davis | 1986-88 | 5 | 0 | 0 | 30 |
| Lavvie Dilweg | 1927-34 | 14 | 2 | 0 | 86 | Bobby Dillon | 1952-59 | 5 | 0 | 0 | 30 |
| Paul Engebretsen | 1934-41 | 0 | 43 | 14 | 85 | Gary Ellerson | 1985-86 | 5 | 0 | 0 | 30 |
| Nolan Luhn | 1945-49 | 13 | 0 | 0 | +80 | Ken Ellis | 1970-75 | 5 | 0 | 0 | 30 |
| Brett Favre | 1992-2007 | 13 | 0 | 0 | 78 | Rex Enright | 1926-27 | 5 | 0 | 0 | 30 |

| Player | Years | TD | PAT | FG | Pts |
|-----------------|----------------|----|-----|----|-----|
| Herman Fontenot | 1989-90 | 5 | 0 | 0 | 30 |
| Noah Herron | 2005-07 | 5 | 0 | 0 | 30 |
| Derrick Mayes | 1996-98 | 5 | 0 | 0 | 30 |
| Ty Montgomery | 2015-16 | 5 | 0 | 0 | 30 |
| Harry O'Boyle | 1928, 32 | 1 | 15 | 3 | 30 |
| Ken Payne | 1974-77 | 5 | 0 | 0 | 30 |
| Ray Pelfrey | 1951-52 | 5 | 0 | 0 | 30 |
| Pid Purdy | 1926-27 | 1 | 15 | 3 | 30 |
| Jeff Query | 1989-91 | 5 | 0 | 0 | 30 |
| Al Rose | 1932-36 | 5 | 0 | 0 | 30 |
| Chuck Sample | 1942, 45 | 5 | 0 | 0 | 30 |
| Veryl Switzer | 1954-55 | 5 | 0 | 0 | 30 |
| Walter Voss | 1924 | 5 | 0 | 0 | 30 |
| DeShawn Wynn | 2007-08 | 5 | 0 | 0 | 30 |
| Bill Reichardt | 1952 | 1 | 5 | 2 | 26 |
| Ade Schwammel | 1934-36, 43-44 | 0 | 8 | 6 | 26 |
| Tim Webster | 1971 | 0 | 8 | 6 | 26 |
| Chuck Mercein | 1967-69 | 2 | 7 | 2 | 25 |
| Willie Wood | 1960-71 | 4 | 1 | 0 | 25 |
| Will Blackmon | 2006-09 | 4 | 0 | 0 | 24 |
| Jarrett Boykin | 2012-14 | 4 | 0 | 0 | 24 |
| Charley Brock | 1939-47 | 4 | 0 | 0 | 24 |
| Reggie Cobb | 1994 | 4 | 0 | 0 | 24 |
| Ted Cook | 1948-50 | 4 | 0 | 0 | 24 |
| Tom Crabtree | 2010-12 | 4 | 0 | 0 | 24 |
| Paul Duhart | 1944 | 4 | 0 | 0 | 24 |
| Ralph Earhart | 1948-49 | 4 | 0 | 0 | 24 |
| Bob Forte | 1946-53 | 4 | 0 | 0 | 24 |
| Earl Gros | 1962-63 | 4 | 0 | 0 | 24 |
| Spencer Havner | 2008-10 | 4 | 0 | 0 | 24 |
| John Hilton | 1970 | 4 | 0 | 0 | 24 |
| Joe Johnson | 1954-58 | 4 | 0 | 0 | 24 |
| Bob Long | 1964-67 | 4 | 0 | 0 | 24 |
| Keith McKenzie | 1996-99, 2002 | 4 | 0 | 0 | 24 |
| Paul Miller | 1936-38 | 4 | 0 | 0 | 24 |
| Dick O'Donnell | 1924-30 | 4 | 0 | 0 | 24 |
| Steve Pritko | 1949-50 | 4 | 0 | 0 | 24 |
| Del Rodgers | 1982, 84 | 4 | 0 | 0 | 24 |
| Bernie Scherer | 1936-38 | 4 | 0 | 0 | 24 |
| Barry Smith | 1973-75 | 4 | 0 | 0 | 24 |
| Ed Cody | 1947-48 | 2 | 11 | 0 | 23 |
| Eddie Garcia | 1983-84 | 0 | 14 | 3 | 23 |
| Dutch Hendrian | 1924 | 3 | 0 | 1 | 21 |
| Roy McKay | 1944-47 | 3 | 3 | 0 | 21 |
| Tom Nash | 1928-32 | 3 | 0 | 0 | +20 |
| Paul Fitzgibbon | 1930-32 | 3 | 1 | 0 | 19 |
| Steve Atkins | 1979-81 | 3 | 0 | 0 | 18 |
| Al Baldwin | 1950 | 3 | 0 | 0 | 18 |
| Willie Buchanan | 1972-78 | 3 | 0 | 0 | 18 |
| LeRoy Butler | 1990-2001 | 3 | 0 | 0 | 18 |
| Mark Clayton | 1993 | 3 | 0 | 0 | 18 |
| Larry Coutre | 1950, 53 | 3 | 0 | 0 | 18 |
| Mike Douglass | 1978-85 | 3 | 0 | 0 | 18 |
| Jug Girard | 1948-51 | 3 | 0 | 0 | 18 |
| Michael Haddix | 1989-90 | 3 | 0 | 0 | 18 |
| Jack Harris | 1925-26 | 3 | 0 | 0 | 18 |
| Desmond Howard | 1996, 99 | 3 | 0 | 0 | 18 |
| Micah Hyde | 2013-16 | 3 | 0 | 0 | 18 |
| Mark Ingram | 1995 | 3 | 0 | 0 | 18 |
| Clay Matthews | 2009-16 | 3 | 0 | 0 | 18 |
| Mike Meade | 1982-83 | 3 | 0 | 0 | 18 |
| Terry Mickens | 1994-97 | 3 | 0 | 0 | 18 |
| Stan Mills | 1922-23 | 3 | 0 | 0 | 18 |
| Dom Moselle | 1951-52 | 3 | 0 | 0 | 18 |
| Frankie Neal | 1987 | 3 | 0 | 0 | 18 |
| Don Perkins | 1944-45 | 3 | 0 | 0 | 18 |
| Roell Preston | 1997-98 | 3 | 0 | 0 | 18 |
| Aaron Ripkowski | 2015-16 | 3 | 0 | 0 | 18 |
| Harry Sydney | 1992 | 3 | 0 | 0 | 18 |
| Jerry Tagge | 1972-74 | 3 | 0 | 0 | 18 |
| Jeff Thomason | 1995-99 | 3 | 0 | 0 | 18 |
| Hal Van Every | 1940-41 | 3 | 0 | 0 | 18 |
| Randy Wright | 1984-88 | 3 | 0 | 0 | 18 |
| Bob Adkins | 1940-41, 45 | 2 | 4 | 0 | 16 |
| Willie Davis | 1960-69 | 2 | 0 | 0 | +16 |

| Player | Years | TD | PAT | FG | Pts |
|------------------|-------------|----|-----|----|-----|
| Booth Lusteg | 1969 | 0 | 12 | 1 | 15 |
| Craig Hentrich | 1994-97 | 0 | 5 | 3 | 14 |
| Mike Michalske | 1929-35, 37 | 2 | 0 | 0 | +14 |
| Bruce Smith | 1945-48 | 2 | 0 | 0 | +14 |
| Geronimo Allison | 2016 | 2 | 0 | 0 | 12 |
| Marques Anderson | 2002-03 | 2 | 0 | 0 | 12 |
| Carl Bland | 1989-90 | 2 | 0 | 0 | 12 |
| Brandon Bostick | 2013-14 | 2 | 0 | 0 | 12 |
| Tom Brown | 1964-68 | 2 | 0 | 0 | 12 |
| Terrell Buckley | 1992-94 | 2 | 0 | 0 | 12 |
| Lee Roy Caffey | 1964-69 | 2 | 0 | 0 | 12 |
| Jack Clancy | 1970 | 2 | 0 | 0 | 12 |
| Preston Dennard | 1985 | 2 | 0 | 0 | 12 |
| Clint Didier | 1988-89 | 2 | 0 | 0 | 12 |
| Bill DuMoie | 1921 | 2 | 0 | 0 | 12 |
| Dick Flaherty | 1926 | 2 | 0 | 0 | 12 |
| Terry Glenn | 2002 | 2 | 0 | 0 | 12 |
| Al Harris | 2003-09 | 2 | 0 | 0 | 12 |
| DuJuan Harris | 2012, 14 | 2 | 0 | 0 | 12 |
| Casey Hayward | 2012-15 | 2 | 0 | 0 | 12 |
| Cal Hubbard | 1929-33, 35 | 2 | 0 | 0 | 12 |
| Jack Jacobs | 1947-49 | 2 | 0 | 0 | 12 |
| Claudis James | 1967-68 | 2 | 0 | 0 | 12 |
| Jeff Janis | 2014-16 | 2 | 0 | 0 | 12 |
| M.D. Jennings | 2011-13 | 2 | 0 | 0 | 12 |
| Bob Jeter | 1963-70 | 2 | 0 | 0 | 12 |
| Chester Johnston | 1931, 34-38 | 2 | 0 | 0 | 12 |
| Charles Jordan | 1994-95, 99 | 2 | 0 | 0 | 12 |
| Walt Landers | 1978-79 | 2 | 0 | 0 | 12 |
| Gary Lewis | 1981-84 | 2 | 0 | 0 | 12 |
| Mark Lewis | 1985-87 | 2 | 0 | 0 | 12 |
| Tim Lewis | 1983-86 | 2 | 0 | 0 | 12 |
| Larry Marks | 1928 | 2 | 0 | 0 | 12 |
| John Martinkovic | 1951-56 | 2 | 0 | 0 | 12 |
| Joel Mason | 1942-45 | 2 | 0 | 0 | 12 |
| Aubrey Matthews | 1988-89 | 2 | 0 | 0 | 12 |
| Mike McKenzie | 1999-2004 | 2 | 0 | 0 | 12 |
| Rondell Mealey | 2001-02 | 2 | 0 | 0 | 12 |
| Blake Moore | 1984-85 | 2 | 0 | 0 | 12 |
| Vernand Morency | 2006-07 | 2 | 0 | 0 | 12 |
| Ray Nitschke | 1958-72 | 2 | 0 | 0 | 12 |
| De'Mond Parker | 1999-2000 | 2 | 0 | 0 | 12 |
| Julius Peppers | 2014-16 | 2 | 0 | 0 | 12 |
| Allen Rossum | 2000-01 | 2 | 0 | 0 | 12 |
| Art Schmaehl | 1921 | 2 | 0 | 0 | 12 |
| Herm Schneidman | 1935-39 | 2 | 0 | 0 | 12 |
| Ben Starret | 1942-45 | 2 | 0 | 0 | 12 |
| John Thompson | 1979-82 | 2 | 0 | 0 | 12 |
| Gabe Wilkins | 1994-97 | 2 | 0 | 0 | 12 |
| Tramon Williams | 2007-14 | 2 | 0 | 0 | 12 |
| Tyrone Williams | 1996-2002 | 2 | 0 | 0 | 12 |
| Ben Wilson | 1967 | 2 | 0 | 0 | 12 |
| Charles Wilson | 1990-91 | 2 | 0 | 0 | 12 |
| Faye Wilson | 1930-31 | 2 | 0 | 0 | 12 |
| Ben Agajanian | 1961 | 0 | 8 | 1 | 11 |
| John Anderson | 1978-89 | 1 | 1 | 1 | 10 |
| Dale Dawson | 1988 | 0 | 1 | 3 | 10 |
| Tim Harris | 1986-90 | 1 | 0 | 0 | +10 |
| Whitey Woodin | 1922-31 | 1 | 4 | 0 | 10 |
| George Abramson | 1925 | 0 | 2 | 2 | 8 |
| Robert Brown | 1982-92 | 1 | 0 | 0 | +8 |
| Bryce Paup | 1990-94 | 1 | 0 | 0 | +8 |
| Frank Balasz | 1939-41 | 1 | 1 | 0 | 7 |
| Nate Abrams | 1921 | 1 | 0 | 0 | 6 |
| Lionel Aldridge | 1963-71 | 1 | 0 | 0 | 6 |
| Bill Anderson | 1965-66 | 1 | 0 | 0 | 6 |
| Bert Askson | 1975-77 | 1 | 0 | 0 | 6 |
| Frank Baker | 1931 | 1 | 0 | 0 | 6 |
| Nick Barnett | 2003-10 | 1 | 0 | 0 | 6 |
| Norm Barry | 1921 | 1 | 0 | 0 | 6 |
| Don Barton | 1953 | 1 | 0 | 0 | 6 |
| Sanjay Beach | 1992 | 1 | 0 | 0 | 6 |
| Wayland Becker | 1936-38 | 1 | 0 | 0 | 6 |
| Tony Bennett | 1990-93 | 1 | 0 | 0 | 6 |
| Cedric Benson | 2012 | 1 | 0 | 0 | 6 |

ALL-TIME SCORING, TEAM (1921-PRESENT)

| | GB | Opp | | GB | Opp |
|--------------|--------|--------|---|-------|-------|
| Total Points | 27,111 | 23,631 | Two-Point Conversions | .29 | 36 |
| Touchdowns | 3,311 | 2,808 | Field Goals | 1,363 | 1,349 |
| Rushing | 1,206 | 1,114 | Safeties | .44 | 61 |
| Passing | 1,802 | 1,427 | Individual | .22 | |
| Return | 303 | 267 | Team | .22 | |
| PAT# | 3,010 | 2,542 | #—includes one team PAT (opponent offense on attempt, 1922) | | |

| Player | Years | TD | PAT | FG | Pts | Player | Years | TD | PAT | FG | Pts |
|----------------------|----------------|----|-----|----|-----|--------------------|----------------|----|-----|----|-----|
| Desmond Bishop | 2007-11 | 1 | 0 | 0 | 6 | Ed Neal | 1945-51 | 1 | 0 | 0 | 6 |
| J.R. Boone | 1953 | 1 | 0 | 0 | 6 | Brian Noble | 1985-93 | 1 | 0 | 0 | 6 |
| Zeke Bratkowski | 1963-68, 71 | 1 | 0 | 0 | 6 | Dan Orlich | 1949-51 | 1 | 0 | 0 | 6 |
| Mark Brunell | 1993-94 | 1 | 0 | 0 | 6 | Ernie Pennell | 1941-42, 45 | 1 | 0 | 0 | 6 |
| Morgan Burnett | 2010-16 | 1 | 0 | 0 | 6 | Johnny Papat | 1953 | 1 | 0 | 0 | 6 |
| Bill Butler | 1959 | 1 | 0 | 0 | 6 | Keith Paskett | 1987 | 1 | 0 | 0 | 6 |
| Mike Butler | 1977-82, 85 | 1 | 0 | 0 | 6 | Shawn Patterson | 1988-91, 93 | 1 | 0 | 0 | 6 |
| Ivan Cahoon | 1926-29 | 1 | 0 | 0 | 6 | Charlie Peprah | 2006-08, 10-11 | 1 | 0 | 0 | 6 |
| Low Carpenter | 1959-63 | 1 | 0 | 0 | 6 | Justin Perillo | 2014-15 | 1 | 0 | 0 | 6 |
| Fred Carr | 1968-77 | 1 | 0 | 0 | 6 | Ron Pitts | 1988-90 | 1 | 0 | 0 | 6 |
| Ahmad Carroll | 2004-06 | 1 | 0 | 0 | 6 | B.J. Raji | 2009-13 | 1 | 0 | 0 | 6 |
| Jim Carter | 1970-75, 77-78 | 1 | 0 | 0 | 6 | Damarious Randall | 2015-16 | 1 | 0 | 0 | 6 |
| Joe Carter | 1942 | 1 | 0 | 0 | 6 | Keith Ranspot | 1942 | 1 | 0 | 0 | 6 |
| Paul Christman | 1950 | 1 | 0 | 0 | 6 | Ray Riddick | 1940-42, 46 | 1 | 0 | 0 | 6 |
| Jack Concannon | 1974 | 1 | 0 | 0 | 6 | Alan Risher | 1987 | 1 | 0 | 0 | 6 |
| Jared Cook | 2016 | 1 | 0 | 0 | 6 | Andre Rison | 1996 | 1 | 0 | 0 | 6 |
| Larry Craig | 1939-49 | 1 | 0 | 0 | 6 | John Roach | 1961-63 | 1 | 0 | 0 | 6 |
| Bernie Crimmins | 1945 | 1 | 0 | 0 | 6 | Koren Robinson | 2006-07 | 1 | 0 | 0 | 6 |
| Tommy Cronin | 1922 | 1 | 0 | 0 | 6 | Quinten Rollins | 2015-16 | 1 | 0 | 0 | 6 |
| Ray Crouse | 1984 | 1 | 0 | 0 | 6 | Ken Roskie | 1948 | 1 | 0 | 0 | 6 |
| Jim Crowley | 1925 | 1 | 0 | 0 | 6 | Dan Ross | 1986 | 1 | 0 | 0 | 6 |
| Dan Currie | 1956-64 | 1 | 0 | 0 | 6 | Aaron Rouse | 2007-08 | 1 | 0 | 0 | 6 |
| Mike Daniels | 2012-15 | 1 | 0 | 0 | 6 | Russ Saunders | 1931 | 1 | 0 | 0 | 6 |
| Dave Davis | 1971-72 | 1 | 0 | 0 | 6 | Francis Schammel | 1937 | 1 | 0 | 0 | 6 |
| Trevor Davis | 2016 | 1 | 0 | 0 | 6 | Patrick Scott | 1987-88 | 1 | 0 | 0 | 6 |
| Gib Dawson | 1953 | 1 | 0 | 0 | 6 | John Simmons | 1986 | 1 | 0 | 0 | 6 |
| Patrick Dendy | 2005-06 | 1 | 0 | 0 | 6 | Nate Simpson | 1977-79 | 1 | 0 | 0 | 6 |
| Dean Dorsey | 1988 | 0 | 3 | 1 | 6 | Ollie Smith | 1976-77 | 1 | 0 | 0 | 6 |
| Wally Dreyer | 1950 | 1 | 0 | 0 | 6 | John Spilis | 1969-71 | 1 | 0 | 0 | 6 |
| Antuan Edwards | 1999-2003 | 1 | 0 | 0 | 6 | Rebel Steiner | 1950-51 | 1 | 0 | 0 | 6 |
| Doug Evans | 1993-97 | 1 | 0 | 0 | 6 | John Stephens | 1993 | 1 | 0 | 0 | 6 |
| Tony Falkenstein | 1943 | 1 | 0 | 0 | 6 | Ken Stills | 1985-89 | 1 | 0 | 0 | 6 |
| Bobby Jack Floyd | 1952 | 1 | 0 | 0 | 6 | Bob Summerhays | 1949-51 | 1 | 0 | 0 | 6 |
| Matt Flynn | 2008-11, 13-14 | 1 | 0 | 0 | 6 | Don Summers | 1987 | 1 | 0 | 0 | 6 |
| Joe Francis | 1958-59 | 1 | 0 | 0 | 6 | Earl Svendsen | 1937, 39 | 1 | 0 | 0 | 6 |
| Johnathan Franklin | 2013 | 1 | 0 | 0 | 6 | Karl Swanke | 1980-86 | 1 | 0 | 0 | 6 |
| Milton Gardner | 1922-26 | 1 | 0 | 0 | 6 | Len Szaflaryn | 1950, 53-56 | 1 | 0 | 0 | 6 |
| Kabeer Gbaja-Biamila | 2000-08 | 1 | 0 | 0 | 6 | Claude Taugher | 1922 | 1 | 0 | 0 | 6 |
| Jim Gillette | 1947 | 1 | 0 | 0 | 6 | Cliff Taylor | 1976 | 1 | 0 | 0 | 6 |
| Leland Glass | 1972-73 | 1 | 0 | 0 | 6 | Kitrick Taylor | 1992 | 1 | 0 | 0 | 6 |
| Les Goodman | 1973-74 | 1 | 0 | 0 | 6 | Ryan Taylor | 2011-14 | 1 | 0 | 0 | 6 |
| Johnnie Gray | 1975-83 | 1 | 0 | 0 | 6 | Lavale Thomas | 1987-88 | 1 | 0 | 0 | 6 |
| Tiger Greene | 1986-90 | 1 | 0 | 0 | 6 | Gerald Tinker | 1975 | 1 | 0 | 0 | 6 |
| Tom Greenfield | 1939-41 | 1 | 0 | 0 | 6 | Scott Tolzien | 2013 | 1 | 0 | 0 | 6 |
| Hank Gremminger | 1956-65 | 1 | 0 | 0 | 6 | Mike Tomczak | 1991 | 1 | 0 | 0 | 6 |
| Joey Hackett | 1987-88 | 1 | 0 | 0 | 6 | Walter Tullis | 1978-79 | 1 | 0 | 0 | 6 |
| Korey Hall | 2007-10 | 1 | 0 | 0 | 6 | Alex Urban | 1941, 44-45 | 1 | 0 | 0 | 6 |
| James Hargrove | 1987 | 1 | 0 | 0 | 6 | Eddie Usher | 1922, 24 | 1 | 0 | 0 | 6 |
| Raymont Harris | 1998 | 1 | 0 | 0 | 6 | Erik Walden | 2010-12 | 1 | 0 | 0 | 6 |
| Maurice Harvey | 1981-83 | 1 | 0 | 0 | 6 | Val Joe Walker | 1953-56 | 1 | 0 | 0 | 6 |
| Michael Hawthorne | 2003-04 | 1 | 0 | 0 | 6 | Wesley Walls | 2003 | 1 | 0 | 0 | 6 |
| Aaron Hayden | 1997 | 1 | 0 | 0 | 6 | Clarence Weathers | 1990-91 | 1 | 0 | 0 | 6 |
| Les Harden | 1924 | 1 | 0 | 0 | 6 | Lyle Wheeler | 1921-23 | 1 | 0 | 0 | 6 |
| Stan Heath | 1949 | 1 | 0 | 0 | 6 | Tracy White | 2006-07 | 1 | 0 | 0 | 6 |
| Abdul Hodge | 2006 | 1 | 0 | 0 | 6 | Jesse Whittenton | 1958-64 | 1 | 0 | 0 | 6 |
| Darick Holmes | 1998 | 1 | 0 | 0 | 6 | Marcus Wilkins | 2002-03 | 1 | 0 | 0 | 6 |
| Estus Hood | 1978-84 | 1 | 0 | 0 | 6 | Clarence Williams | 1970-77 | 1 | 0 | 0 | 6 |
| Don Horn | 1967-70 | 1 | 0 | 0 | 6 | Perry Williams | 1969-73 | 1 | 0 | 0 | 6 |
| Lynn Howard | 1921-22 | 1 | 0 | 0 | 6 | Paul Winslow | 1960 | 1 | 0 | 0 | 6 |
| Jason Hunter | 2006-08 | 1 | 0 | 0 | 6 | Dave Conway | 1971 | 0 | 5 | 0 | 5 |
| Bob Ingalls | 1942 | 1 | 0 | 0 | 6 | Joe Ethridge | 1949 | 0 | 1 | 1 | 4 |
| Jim Jensen | 1981-82 | 1 | 0 | 0 | 6 | Errol Mann | 1968, 76 | 0 | 4 | 0 | 4 |
| Travis Jervey | 1995-98 | 1 | 0 | 0 | 6 | Dave Purefoy | 1972-77 | 0 | 2 | 0 | +4 |
| Glenn Johnson | 1949 | 1 | 0 | 0 | 6 | Herman Rohrig | 1941, 46-47 | 0 | 1 | 1 | 4 |
| Randy Johnson | 1976 | 1 | 0 | 0 | 6 | Chet Adams | 1943 | 0 | 0 | 1 | 3 |
| Bruce Jones | 1927-28 | 1 | 0 | 0 | 6 | Greg Boyd | 1983 | 0 | 0 | 0 | +2 |
| Sean Jones | 1994-96 | 1 | 0 | 0 | 6 | Bob Brown | 1966-73 | 0 | 0 | 0 | +2 |
| Henry Jordan | 1959-69 | 1 | 0 | 0 | 6 | Curtis Burrow | 1988 | 0 | 2 | 0 | 2 |
| Jim Keane | 1952 | 1 | 0 | 0 | 6 | Bill Forester | 1953-63 | 0 | 0 | 0 | +2 |
| Bill Kelley | 1949 | 1 | 0 | 0 | 6 | Dave Hanner | 1952-64 | 0 | 0 | 0 | +2 |
| Blair Kiel | 1988-91 | 1 | 0 | 0 | 6 | Ted Hendricks | 1974 | 0 | 0 | 0 | +2 |
| George Koonce | 1992-99 | 1 | 0 | 0 | 6 | Russell Maryland | 2000 | 0 | 0 | 0 | +2 |
| Larry Krause | 1970-71, 73-74 | 1 | 0 | 0 | 6 | Urban Odson | 1946-49 | 0 | 0 | 0 | +2 |
| Bill Larson | 1980 | 1 | 0 | 0 | 6 | John Thierry | 2000-01 | 0 | 0 | 0 | +2 |
| Charles Lee | 2000-01 | 1 | 0 | 0 | 6 | Tom Toner | 1973, 75-77 | 0 | 0 | 0 | +2 |
| Mark Lee | 1980-90 | 1 | 0 | 0 | 6 | Dick Weisgerber | 1938-40, 42 | 0 | 2 | 0 | 2 |
| Ace Loomis | 1951-53 | 1 | 0 | 0 | 6 | Dick Wildung | 1946-51, 53 | 0 | 0 | 0 | +2 |
| Steve Luke | 1975-80 | 1 | 0 | 0 | 6 | Cal Clemens | 1936 | 0 | 1 | 0 | 1 |
| Marquand Manuel | 2006 | 1 | 0 | 0 | 6 | Glen Sorenson | 1943-45 | 0 | 1 | 0 | 1 |
| Larry Mason | 1988 | 1 | 0 | 0 | 6 | Clayton Tonnemaker | 1950, 53-54 | 0 | 1 | 0 | 1 |
| Al Matthews | 1970-75 | 1 | 0 | 0 | 6 | Rich Wingo | 1979, 81-84 | 0 | 1 | 0 | 1 |
| Mike P. McCoy | 1970-76 | 1 | 0 | 0 | 6 | | | | | | |
| Lamar McHan | 1959-60 | 1 | 0 | 0 | 6 | | | | | | |
| Steve Meilinger | 1958, 60 | 1 | 0 | 0 | 6 | | | | | | |
| Christine Michael | 2016 | 1 | 0 | 0 | 6 | | | | | | |
| Basil Mitchell | 1999-2000 | 1 | 0 | 0 | 6 | | | | | | |
| Lee Morris | 1987 | 1 | 0 | 0 | 6 | | | | | | |
| Dezman Moses | 2012 | 1 | 0 | 0 | 6 | | | | | | |
| Mark Murphy | 1980-85, 87-91 | 1 | 0 | 0 | 6 | | | | | | |

+—includes safety

++—includes two safeties

*—includes two-point conversion

**—includes two two-point conversions

***—includes three two-point conversions

PACKERS VS. THE NFL

| Franchise | REGULAR SEASON | | | | | | | POSTSEASON | | | | | PRESEASON | | |
|---|--------------------------------------|------|----|----|------|-------|-------|------------|---|-------|------|-----|-----------|----|---|
| | First Meeting | W | L | T | Pct | PF | PA | W | L | Pct | PF | PA | W | L | T |
| | Arizona Cardinals ¹ | 1921 | 44 | 23 | 4 | .657 | 1,272 | 946 | 1 | 2 | .333 | 106 | 93 | 16 | 7 |
| Atlanta Falcons..... | 1966 | 15 | 13 | 0 | .536 | 692 | 586 | 2 | 2 | .500 | 113 | 112 | 5 | 2 | 0 |
| Baltimore Ravens..... | 1998 | 4 | 1 | 0 | .800 | 108 | 112 | 0 | 0 | — | 0 | 0 | 1 | 0 | 0 |
| Buffalo Bills..... | 1974 | 4 | 8 | 0 | .333 | 212 | 258 | 0 | 0 | — | 0 | 0 | 10 | 3 | 0 |
| Carolina Panthers..... | 1996* | 8 | 5 | 0 | .615 | 370 | 300 | 1 | 0 | 1.000 | 30 | 13 | 0 | 1 | 0 |
| Chicago Bears ² | 1921 | 93 | 93 | 6 | .500 | 3,300 | 3,284 | 1 | 1 | .500 | 35 | 47 | 12 | 5 | 2 |
| Cincinnati Bengals..... | 1971 | 5 | 7 | 0 | .417 | 219 | 264 | 0 | 0 | — | 0 | 0 | 5 | 11 | 1 |
| Cleveland Browns ³ | 1953 | 11 | 7 | 0 | .611 | 429 | 334 | 1 | 0 | 1.000 | 23 | 12 | 11 | 14 | 0 |
| Dallas Cowboys..... | 1960 | 14 | 13 | 0 | .519 | 620 | 575 | 4 | 4 | .500 | 194 | 233 | 9 | 6 | 0 |
| Denver Broncos..... | 1971 | 6 | 6 | 1 | .500 | 284 | 240 | 0 | 1 | .000 | 24 | 31 | 3 | 6 | 0 |
| Detroit Lions ⁴ | 1930 | 98 | 68 | 7 | .590 | 3,686 | 3,165 | 2 | 0 | 1.000 | 44 | 36 | 1 | 0 | 0 |
| Houston Texans..... | 2004 | 3 | 1 | 0 | .750 | 100 | 74 | 0 | 0 | — | 0 | 0 | 0 | 0 | 0 |
| Indianapolis Colts ⁵ | 1953 | 20 | 22 | 1 | .476 | 948 | 981 | 1 | 0 | 1.000 | 13 | 10 | 4 | 5 | 0 |
| Jacksonville Jaguars..... | 1995 | 4 | 2 | 0 | .667 | 144 | 121 | 0 | 0 | — | 0 | 0 | 0 | 2 | 0 |
| Kansas City Chiefs ⁶ | 1966* | 3 | 7 | 1 | .318 | 204 | 230 | 1 | 0 | 1.000 | 35 | 10 | 8 | 8 | 1 |
| Los Angeles Chargers ⁷ | 1970 | 10 | 1 | 0 | .909 | 342 | 186 | 0 | 0 | — | 0 | 0 | 1 | 2 | 1 |
| Los Angeles Rams ⁸ | 1937 | 45 | 45 | 2 | .500 | 2,094 | 2,105 | 1 | 1 | .500 | 45 | 52 | 3 | 2 | 0 |
| Miami Dolphins..... | 1971 | 4 | 10 | 0 | .286 | 256 | 333 | 0 | 0 | — | 0 | 0 | 5 | 4 | 0 |
| Minnesota Vikings..... | 1961 | 59 | 50 | 2 | .541 | 2,449 | 2,150 | 1 | 1 | .500 | 41 | 41 | 0 | 0 | 0 |
| New England Patriots ⁹ | 1973 | 5 | 5 | 0 | .500 | 241 | 200 | 1 | 0 | 1.000 | 35 | 21 | 7 | 7 | 0 |
| New Orleans Saints..... | 1968 | 16 | 8 | 0 | .667 | 680 | 562 | 0 | 0 | — | 0 | 0 | 7 | 2 | 0 |
| New York Giants..... | 1928 | 28 | 23 | 2 | .549 | 946 | 940 | 5 | 3 | .625 | 189 | 110 | 19 | 9 | 2 |
| New York Jets ¹⁰ | 1973 | 4 | 8 | 0 | .333 | 180 | 254 | 0 | 0 | — | 0 | 0 | 6 | 2 | 0 |
| Oakland Raiders ¹¹ | 1967* | 7 | 5 | 0 | .583 | 278 | 204 | 1 | 0 | 1.000 | 33 | 14 | 5 | 5 | 0 |
| Philadelphia Eagles..... | 1933 | 26 | 14 | 0 | .650 | 830 | 659 | 1 | 2 | .333 | 51 | 53 | 6 | 9 | 0 |
| Pittsburgh Steelers ¹² | 1933 | 18 | 15 | 0 | .545 | 786 | 611 | 1 | 0 | 1.000 | 31 | 25 | 14 | 10 | 1 |
| San Francisco 49ers..... | 1950 | 31 | 27 | 1 | .534 | 1,210 | 1,203 | 4 | 3 | .571 | 188 | 154 | 2 | 3 | 0 |
| Seattle Seahawks..... | 1976 | 10 | 7 | 0 | .588 | 445 | 351 | 2 | 1 | .667 | 97 | 75 | 2 | 3 | 0 |
| Tampa Bay Buccaneers..... | 1977 | 31 | 21 | 1 | .594 | 1,032 | 853 | 1 | 0 | 1.000 | 21 | 7 | 1 | 1 | 0 |
| Tennessee Titans ¹³ | 1972 | 5 | 7 | 0 | .417 | 269 | 300 | 0 | 0 | — | 0 | 0 | 3 | 8 | 0 |
| Washington Redskins ¹⁴ | 1932 | 18 | 14 | 1 | .563 | 646 | 549 | 2 | 1 | .667 | 59 | 40 | 14 | 11 | 0 |

* first meeting came in the postseason

Note: From 1921-71, tie games were not included in winning percentage

¹—Phoenix Cardinals (1988-93), St. Louis Cardinals (1960-87) and Chicago Cardinals (1920-59)

²—Chicago Staleys (1921); Decatur Staleys (1920)

³—Did not play from 1996-98; rejoined league as expansion franchise in 1999

⁴—Portsmouth (Ohio) Spartans (1930-33)

⁵—Baltimore Colts (1953-83); does not include 1950 meeting with original franchise (see defunct teams below)

⁶—Dallas Texans (1960-62)

⁷—Los Angeles Chargers (1960, 2017-present); San Diego Chargers (1961-2016)

⁸—Los Angeles Rams (1946-94, 2016-present); St. Louis Rams (1995-2015); Cleveland Rams (1937-42, 1944-45)

⁹—Boston Patriots (1960-70)

¹⁰—New York Titans (1960-62)

¹¹—Oakland Raiders (1960-81, 1995-present); Los Angeles Raiders (1982-94)

¹²—Pittsburgh Pirates (1933-39)

¹³—Tennessee Oilers (1997-98); Houston Oilers (1960-96)

¹⁴—Boston Redskins (1933-36); Boston Braves (1932)



PACKERS ALL-TIME VS. DEFUNCT TEAMS (1921-52)

| | | | |
|------------------------------------|--------|--------------------------------------|-------|
| Baltimore Colts ⁹ | 0-1-0 | Milwaukee Badgers..... | 9-0-1 |
| Boston Yanks..... | 3-0-0 | Minneapolis Marines/Red Jackets..... | 8-0-0 |
| Brooklyn Dodgers/Tigers..... | 10-0-0 | New York Bulldogs/Yanks..... | 2-3-0 |
| Card-Pitt..... | 2-0-0 | New York Yankees..... | 1-0-1 |
| Cincinnati Reds..... | 1-0-0 | Phil-Pitt Steagles..... | 1-0-0 |
| Cleveland Bulldogs..... | 1-0-0 | Pottsville Maroons..... | 1-2-0 |
| Cleveland Indians..... | 1-0-0 | Providence Steam Roller..... | 4-0-1 |
| Columbus Panhandles..... | 1-0-0 | Racine Legion/Tornadoes..... | 4-3-1 |
| Dallas Texans..... | 2-0-0 | Rochester Jeffersons..... | 1-0-0 |
| Dayton Triangles..... | 5-0-0 | Rock Island Independents..... | 1-3-1 |
| Detroit Panthers..... | 2-0-0 | St. Louis All-Stars..... | 1-0-1 |
| Duluth Kelleys/Eskimos..... | 3-1-1 | St. Louis Gunners..... | 1-0-0 |
| Evansville Crimson Giants..... | 1-0-0 | Staten Island Stapletons..... | 4-0-0 |
| Frankford Yellow Jackets..... | 5-4-1 | | |
| Hammond Pros..... | 3-0-0 | | |
| Kansas City Blues..... | 2-0-0 | | |
| Louisville Colonels..... | 1-0-0 | | |

* — Franchise folded after 1950 season, replaced in 1953 by current team, which moved to Indianapolis in 1984.



ARIZONA*

- 1921 — Tie, 3-3 (C, Nov. 20)
 1922 — Cardinals, 16-3 (C, Oct. 15)
 1924 — Cardinals, 3-0 (C, Oct. 5)
 1925 — Cardinals, 9-6 (C, Nov. 8)
 1926 — Cardinals, 13-7 (GB, Oct. 10)
 Packers, 3-0 (C, Oct. 31)
 1927 — Packers, 13-0 (GB, Oct. 16)
 Tie, 6-6 (C, Nov. 6)
 1928 — Packers, 20-0 (GB, Oct. 14)
 1929 — Packers, 9-2 (GB, Oct. 6)
 Packers, 7-6 (C, Oct. 27)
 Packers, 12-0 (C, Nov. 17)
 1930 — Packers, 14-0 (GB, Sept. 21)
 Cardinals, 13-6 (C, Nov. 16)
 1931 — Packers, 26-7 (GB, Oct. 11)
 Cardinals, 21-13 (C, Nov. 15)
 1932 — Packers, 15-7 (GB, Sept. 18)
 Packers, 19-9 (C, Nov. 6)
 1933 — Packers, 14-6 (C, Nov. 5)
 1934 — Packers, 15-0 (GB, Oct. 21)
 Cardinals, 9-0 (Milw, Nov. 18)
 Cardinals, 6-0 (C, Nov. 29)
 1935 — Cardinals, 7-6 (GB, Sept. 15)
 Cardinals, 3-0 (Milw, Oct. 13)
 Cardinals, 9-7 (C, Nov. 28)
 1936 — Packers, 10-7 (GB, Sept. 13)
 Packers, 24-0 (Milw, Oct. 4)
 Tie, 0-0 (C, Dec. 6)
 1937 — Cardinals, 14-7 (GB, Sept. 12)
 Packers, 34-13 (Milw, Oct. 10)
 1938 — Packers, 28-7 (Milw, Sept. 25)
 Packers, 24-22 (Buffalo, Sept. 28)
 1939 — Packers, 14-10 (GB, Sept. 17)
 Packers, 27-20 (Milw, Oct. 8)
 1940 — Packers, 31-6 (Milw, Sept. 29)
 Packers, 28-7 (C, Nov. 10)
 1941 — Packers, 14-13 (Milw, Oct. 5)
 Packers, 17-9 (GB, Nov. 16)
 1942 — Packers, 17-13 (C, Oct. 4)
 Packers, 55-24 (GB, Nov. 1)
 1943 — Packers, 28-7 (C, Oct. 3)
 Packers, 35-14 (Milw, Nov. 14)
 1945 — Packers, 33-14 (GB, Oct. 28)
 1946 — Packers, 19-7 (C, Nov. 10)
 Cardinals, 24-6 (GB, Nov. 24)
 1947 — Cardinals, 14-10 (GB, Oct. 12)
 Cardinals, 21-20 (C, Nov. 16)
 1948 — Cardinals, 17-7 (Milw, Oct. 10)
 Cardinals, 42-7 (C, Dec. 5)
 1949 — Cardinals, 39-17 (Milw, Oct. 16)
 Cardinals, 41-21 (C, Nov. 27)
 1955 — Packers, 31-14 (GB, Nov. 13)
 1956 — Packers, 24-21 (C, Dec. 2)
 1962 — Packers, 17-0 (Milw, Sept. 23)
 1963 — Packers, 30-7 (STL, Oct. 20)
 1967 — Packers, 31-23 (STL, Oct. 30)
 1969 — Packers, 45-28 (GB, Dec. 21)
 1971 — Tie, 16-16 (STL, Dec. 5)
 1973 — Packers, 25-21 (GB, Nov. 11)
 1976 — Cardinals, 29-0 (STL, Sept. 19)
 1982 — **Packers, 41-16 (GB, Jan. 8, 1983)
 1984 — Packers, 24-23 (GB, Sept. 2)

RESULTS BY TEAM

- 1985 — Cardinals, 43-28 (STL, Sept. 29)
 1988 — Packers, 26-17 (P, Dec. 18)
 1990 — Packers, 24-21 (P, Nov. 18)
 1999 — Packers, 49-24 (GB, Jan. 2, 2000)
 2000 — Packers, 29-3 (Ari, Sept. 24)
 2003 — Cardinals, 20-13 (Ari, Sept. 21)
 2006 — Packers, 31-14 (GB, Oct. 29)
 2009 — Packers, 33-7 (Ari, Jan. 3, 2010)
 2009 — ***Cardinals, 51-45 OT (Ari, Jan. 10, 2010)
 2012 — Packers, 31-17 (GB, Nov. 4)
 2015 — Cardinals, 38-8 (Ari, Dec. 27)
 +Cardinals, 26-20 OT (Ari, Jan. 16, 2016)

*Franchise location known as
 Phoenix prior to 1994, located in
 St. Louis prior to 1988, and in Chicago
 prior to 1960

**NFC First-Round Playoff

***NFC Wild Card Playoff

+NFC Divisional Playoff

ATLANTA

- 1966 — Packers, 56-3 (Milw, Oct. 23)
 1967 — Packers, 23-0 (Milw, Oct. 1)
 1968 — Packers, 38-7 (A, Oct. 6)
 1969 — Packers, 28-10 (GB, Oct. 26)
 1970 — Packers, 27-24 (GB, Sept. 27)
 1971 — Falcons, 28-21 (A, Nov. 22)
 1972 — Falcons, 10-9 (Milw, Oct. 22)
 1974 — Falcons, 10-3 (A, Dec. 15)
 1975 — Packers, 22-13 (GB, Dec. 21)
 1976 — Packers, 24-20 (A, Dec. 12)
 1979 — Falcons, 25-7 (A, Oct. 7)
 1981 — Falcons, 31-17 (GB, Sept. 13)
 1982 — Packers, 38-7 (A, Dec. 26)
 1983 — Falcons, 47-41 OT (A, Nov. 27)
 1988 — Falcons, 20-0 (A, Nov. 6)
 1989 — Packers, 23-21 (Milw, Oct. 1)
 1991 — Falcons, 35-31 (A, Dec. 1)
 1992 — Falcons, 24-10 (A, Oct. 4)
 1994 — Packers, 21-17 (Milw, Dec. 18)
 1995 — *Packers, 37-20 (GB, Dec. 31)
 2001 — Falcons, 23-20 (GB, Nov. 18)
 2002 — Packers, 37-34 OT (GB, Sept. 8)
 *Falcons, 27-7 (GB, Jan. 4, 2003)
 2005 — Packers, 33-25 (A, Nov. 13)
 2008 — Falcons, 27-24 (GB, Oct. 5)
 2010 — Falcons, 20-17 (A, Nov. 28)
 **Packers, 48-21 (A, Jan. 15, 2011)
 2011 — Packers, 25-14 (A, Oct. 9)
 2013 — Packers, 22-21 (GB, Dec. 8)
 2014 — Packers, 43-37 (GB, Dec. 8)
 2016 — Falcons, 33-32 (A, Oct. 30)
 +Falcons, 44-21 (A, Jan. 22, 2017)

*NFC Wild Card Playoff

**NFC Divisional Playoff

+NFC Championship

BALTIMORE

- 1998 — Packers, 28-10 (GB, Oct. 25)
 2001 — Packers, 31-23 (GB, Oct. 14)
 2005 — Ravens, 48-3 (B, Dec. 19)
 2009 — Packers, 27-14 (GB, Dec. 7)
 2013 — Packers, 19-17 (B, Oct. 13)

BUFFALO

- 1974 — Bills, 27-7 (GB, Oct. 6)
 1979 — Bills, 19-12 (B, Nov. 18)
 1982 — Packers, 33-21 (Milw, Dec. 5)
 1988 — Bills, 28-0 (B, Oct. 30)
 1991 — Bills, 34-24 (Milw, Nov. 10)
 1994 — Bills, 29-20 (B, Nov. 20)
 1997 — Packers, 31-21 (GB, Dec. 20)
 2000 — Bills, 27-18 (B, Sept. 10)
 2002 — Packers, 10-0 (GB, Dec. 22)
 2006 — Bills, 24-10 (B, Nov. 5)
 2010 — Packers, 34-7 (GB, Sept. 19)
 2014 — Bills, 21-13 (B, Dec. 14)

CAROLINA

- 1996 — *Packers, 30-13 (GB, Jan. 12, 1997)
 1997 — Packers, 31-10 (C, Dec. 14)
 1998 — Packers, 37-30 (C, Sept. 27)
 1999 — Panthers, 33-31 (GB, Dec. 12)
 2000 — Panthers, 31-14 (C, Nov. 27)
 2001 — Packers, 28-7 (C, Sept. 30)
 2002 — Packers, 17-14 (GB, Sept. 29)
 2004 — Packers, 24-14 (C, Sept. 13)
 2005 — Panthers, 32-29 (C, Oct. 3)
 2007 — Packers, 31-17 (GB, Nov. 18)
 2008 — Panthers, 35-31 (GB, Nov. 30)
 2011 — Packers, 30-23 (C, Sept. 18)
 2014 — Packers, 38-17 (GB, Oct. 19)
 2015 — Panthers, 37-29 (C, Nov. 8)
 *NFC Championship

CHICAGO*

- 1921 — *Staleys, 20-0 (C, Nov. 27)
 1923 — Bears, 3-0 (GB, Oct. 14)
 1924 — Bears, 3-0 (C, Nov. 23)
 1925 — Packers, 14-10 (GB, Sept. 27)
 Bears, 21-0 (C, Nov. 22)
 1926 — Tie, 6-6 (GB, Sept. 26)
 Bears, 19-13 (C, Nov. 21)
 Tie, 3-3 (C, Dec. 19)
 1927 — Bears, 7-6 (GB, Oct. 2)
 Bears, 14-6 (C, Nov. 20)
 1928 — Tie, 12-12 (GB, Sept. 30)
 Packers, 16-6 (C, Oct. 21)
 Packers, 6-0 (C, Dec. 9)
 1929 — Packers, 23-0 (GB, Sept. 29)
 Packers, 14-0 (C, Nov. 10)
 Packers, 25-0 (C, Dec. 8)
 1930 — Packers, 7-0 (GB, Sept. 28)
 Packers, 13-12 (C, Nov. 9)
 Bears, 21-0 (C, Dec. 7)
 1931 — Packers, 7-0 (GB, Sept. 27)
 Packers, 6-2 (C, Nov. 1)
 Bears, 7-6 (C, Dec. 6)
 1932 — Tie, 0-0 (GB, Sept. 25)
 Packers, 2-0 (C, Oct. 16)
 Bears, 9-0 (C, Dec. 11)
 1933 — Bears, 14-7 (GB, Sept. 24)
 Bears, 10-7 (C, Oct. 22)
 Bears, 7-6 (C, Dec. 10)
 1934 — Bears, 24-10 (GB, Sept. 23)
 Bears, 27-14 (C, Oct. 28)
 1935 — Packers, 17-0 (GB, Sept. 22)
 Packers, 17-14 (C, Oct. 27)
 1936 — Bears, 30-3 (GB, Sept. 20)
 Packers, 21-10 (C, Nov. 1)
 1937 — Bears, 14-2 (GB, Sept. 19)
 Packers, 24-14 (C, Nov. 7)
 1938 — Bears, 2-0 (GB, Sept. 18)
 Packers, 24-17 (C, Nov. 6)
 1939 — Packers, 21-16 (GB, Sept. 4)
 Bears, 30-27 (C, Nov. 5)
 1940 — Bears, 41-10 (GB, Sept. 22)
 Bears, 14-7 (C, Nov. 3)
 1941 — Bears, 25-17 (GB, Sept. 28)
 Packers, 16-14 (C, Nov. 2)
 **Bears, 33-14 (C, Dec. 14)
 1942 — Bears, 44-28 (GB, Sept. 27)
 Bears, 38-7 (C, Nov. 15)
 1943 — Tie, 21-21 (GB, Sept. 26)
 Bears, 21-7 (C, Nov. 7)
 1944 — Packers, 42-28 (GB, Sept. 24)
 Bears, 21-0 (C, Nov. 5)
 1945 — Packers, 31-21 (GB, Sept. 30)
 Bears, 28-24 (C, Nov. 4)
 1946 — Bears, 30-7 (GB, Sept. 29)
 Bears, 10-7 (C, Nov. 3)
 1947 — Packers, 29-20 (GB, Sept. 28)
 Bears, 20-17 (C, Nov. 9)
 1948 — Bears, 45-7 (GB, Sept. 26)
 Bears, 7-6 (C, Nov. 14)
 1949 — Bears, 17-0 (GB, Sept. 25)
 Bears, 24-3 (C, Nov. 6)
 1950 — Packers, 31-21 (GB, Oct. 1)
 Bears, 28-14 (C, Oct. 15)

CHICAGO *continued*

1951 — Bears, 31-20 (GB, Sept. 30)
Bears, 24-13 (C, Nov. 18)

1952 — Bears, 24-14 (GB, Sept. 28)
Packers, 41-28 (C, Nov. 9)

1953 — Bears, 17-13 (GB, Oct. 4)
Tie, 21-21 (C, Nov. 8)

1954 — Bears, 10-3 (GB, Oct. 3)
Bears, 28-23 (C, Nov. 7)

1955 — Packers, 24-3 (GB, Oct. 2)
Bears, 52-31 (C, Nov. 6)

1956 — Bears, 37-21 (GB, Oct. 7)
Bears, 38-14 (C, Nov. 11)

1957 — Packers, 21-17 (GB, Sept. 29)
Bears, 21-14 (C, Nov. 10)

1958 — Bears, 34-20 (GB, Sept. 28)
Bears, 24-10 (C, Nov. 9)

1959 — Packers, 9-6 (GB, Sept. 27)
Bears, 28-17 (C, Nov. 8)

1960 — Bears, 17-14 (GB, Sept. 25)
Packers, 41-13 (C, Dec. 4)

1961 — Packers, 24-0 (GB, Oct. 1)
Packers, 31-28 (C, Nov. 12)

1962 — Packers, 49-0 (GB, Sept. 30)
Packers, 38-7 (C, Nov. 4)

1963 — Bears, 10-3 (GB, Sept. 15)
Bears, 26-7 (C, Nov. 17)

1964 — Packers, 23-12 (GB, Sept. 13)
Packers, 17-3 (C, Dec. 5)

1965 — Packers, 23-14 (GB, Oct. 3)
Bears, 31-10 (C, Oct. 31)

1966 — Packers, 17-0 (C, Oct. 16)
Packers, 13-6 (GB, Nov. 20)

1967 — Packers, 13-10 (GB, Sept. 24)
Packers, 17-13 (C, Nov. 26)

1968 — Bears, 13-10 (GB, Nov. 3)
Packers, 28-27 (C, Dec. 15)

1969 — Packers, 17-0 (GB, Sept. 21)
Packers, 21-3 (C, Dec. 14)

1970 — Packers, 20-19 (GB, Nov. 15)
Bears, 35-17 (C, Dec. 13)

1971 — Packers, 17-14 (C, Nov. 7)
Packers, 31-10 (GB, Dec. 12)

1972 — Packers, 20-17 (GB, Oct. 8)
Packers, 23-17 (C, Nov. 12)

1973 — Bears, 31-17 (GB, Nov. 4)
Packers, 21-0 (C, Dec. 16)

1974 — Bears, 10-9 (C, Oct. 21)
Packers, 20-3 (Milw, Nov. 10)

1975 — Bears, 27-14 (C, Nov. 9)
Packers, 28-7 (GB, Nov. 30)

1976 — Bears, 24-13 (C, Nov. 14)
Bears, 16-10 (GB, Oct. 28)

1977 — Bears, 26-0 (GB, Oct. 30)
Bears, 21-10 (C, Dec. 11)

1978 — Packers, 24-14 (GB, Oct. 10)
Bears, 14-0 (C, Dec. 8)

1979 — Bears, 6-3 (C, Sept. 2)
Bears, 15-14 (GB, Dec. 9)

1980 — Packers, 12-6 OT (GB, Sept. 7)
Bears, 61-7 (C, Dec. 7)

1981 — Packers, 16-9 (C, Sept. 6)
Packers, 21-17 (GB, Nov. 15)

1983 — Packers, 31-28 (GB, Dec. 4)
Bears, 23-21 (C, Dec. 18)

1984 — Bears, 9-7 (GB, Sept. 16)
Packers, 20-14 (C, Dec. 9)

1985 — Bears, 23-7 (C, Oct. 21)
Bears, 16-10 (GB, Nov. 3)

1986 — Bears, 25-12 (GB, Sept. 22)
Bears, 12-10 (C, Nov. 23)

1987 — Bears, 26-24 (GB, Nov. 8)
Bears, 23-10 (C, Nov. 29)

1988 — Bears, 24-6 (GB, Sept. 25)
Bears, 16-0 (C, Nov. 27)

1989 — Packers, 14-13 (GB, Nov. 5)
Packers, 40-28 (C, Dec. 17)

1990 — Bears, 31-13 (GB, Sept. 16)
Bears, 27-13 (C, Oct. 7)

1991 — Bears, 10-0 (GB, Oct. 17)
Bears, 27-13 (C, Dec. 8)

1992 — Bears, 30-10 (GB, Oct. 25)
Packers, 17-3 (C, Nov. 22)

1993 — Packers, 17-3 (GB, Oct. 31)
Bears, 30-17 (C, Dec. 5)

1994 — Packers, 33-6 (C, Oct. 31)
Packers, 40-3 (GB, Dec. 11)

1995 — Packers, 27-24 (C, Sept. 11)
Packers, 35-28 (GB, Nov. 12)

1996 — Packers, 37-6 (C, Oct. 6)
Packers, 28-17 (GB, Dec. 1)

1997 — Packers, 38-24 (GB, Sept. 1)
Packers, 24-23 (C, Oct. 12)

1998 — Packers, 26-20 (GB, Dec. 13)
Packers, 16-13 (C, Dec. 27)

1999 — Bears, 14-13 (GB, Nov. 7)
Packers, 35-19 (C, Dec. 5)

2000 — Bears, 27-24 (GB, Oct. 1)
Packers, 28-6 (C, Dec. 3)

2001 — Packers, 20-12 (C, Nov. 11)
Packers, 17-7 (GB, Dec. 9)

2002 — Packers, 34-21 (Champaign, Oct. 7)
Packers, 30-20 (GB, Dec. 1)

2003 — Packers, 38-23 (C, Sept. 29)
Packers, 34-21 (GB, Dec. 7)

2004 — Bears, 21-10 (GB, Sept. 19)
Packers, 31-14 (C, Jan. 2, 2005)

2005 — Bears, 19-7 (C, Dec. 4)
Bears, 24-17 (GB, Dec. 25)

2006 — Bears, 26-0 (GB, Sept. 10)
Packers, 26-7 (C, Dec. 31)

2007 — Bears, 27-20 (GB, Oct. 7)
Bears, 35-7 (C, Dec. 23)

2008 — Packers, 37-3 (GB, Nov. 16)
Bears, 20-17 OT (C, Dec. 22)

2009 — Packers, 21-15 (GB, Sept. 13)
Packers, 21-14 (C, Dec. 13)

2010 — Bears, 20-17 (C, Sept. 27)
Packers, 10-3 (GB, Jan. 2, 2011)
+Packers, 21-14 (C, Jan. 23, 2011)

2011 — Packers, 27-17 (C, Sept. 25)
Packers, 35-21 (GB, Dec. 25)

2012 — Packers, 23-10 (GB, Sept. 13)
Packers, 21-13 (C, Dec. 16)

2013 — Bears, 27-20 (GB, Nov. 4)
Packers, 33-28 (C, Dec. 29)

2014 — Packers, 38-17 (C, Sept. 28)
Packers, 55-14 (GB, Nov. 9)

2015 — Packers, 31-23 (C, Sept. 13)
Bears, 17-13 (GB, Nov. 26)

2016 — Packers, 26-10 (GB, Oct. 20)
Packers, 30-27 (C, Dec. 18)

**Bears known as Staleys prior to 1922*
***Western Division Playoff*
+NFC Championship

CINCINNATI

1971 — Packers, 20-17 (GB, Oct. 3)
1976 — Bengals, 28-7 (C, Sept. 26)

1977 — Bengals, 17-7 (Milw, Oct. 9)

1980 — Packers, 14-9 (GB, Oct. 5)

1983 — Bengals, 34-14 (C, Oct. 30)

1986 — Bengals, 34-28 (Milw, Oct. 5)

1992 — Packers, 24-23 (GB, Sept. 20)

1995 — Packers, 24-10 (GB, Dec. 3)

1998 — Packers, 13-6 (C, Sept. 20)

2005 — Bengals, 21-14 (C, Oct. 30)

2009 — Bengals, 31-24 (GB, Sept. 20)

2013 — Bengals, 34-30 (C, Sept. 22)

CLEVELAND

1953 — Browns, 27-0 (Milw, Sept. 27)

1955 — Browns, 41-10 (C, Oct. 23)

1956 — Browns, 24-7 (Milw, Nov. 4)

1961 — Packers, 49-17 (C, Oct. 15)

1964 — Packers, 28-21 (Milw, Nov. 22)

1965 — *Packers, 23-12 (GB, Jan. 2, 1966)

1966 — Packers, 21-20 (C, Sept. 18)

1967 — Packers, 55-7 (Milw, Nov. 12)

1969 — Browns, 20-7 (C, Dec. 7)

1972 — Packers, 26-10 (C, Sept. 17)

1980 — Browns, 26-21 (C, Oct. 19)

1983 — Packers, 35-21 (Milw, Nov. 6)

1986 — Packers, 17-14 (C, Oct. 19)

1992 — Browns, 17-6 (C, Oct. 18)

1995 — Packers, 31-20 (C, Nov. 19)

2001 — Packers, 30-7 (GB, Dec. 23)

2005 — Browns, 26-24 (GB, Sept. 18)

2009 — Packers, 31-3 (C, Oct. 25)

2013 — Packers, 31-13 (GB, Oct. 20)

**NFL Championship*

DALLAS

1960 — Packers, 41-7 (GB, Nov. 13)

1964 — Packers, 45-21 (D, Nov. 29)

1965 — Packers, 13-3 (Milw, Oct. 24)

1966 — *Packers, 34-27 (D, Jan. 1, 1967)

1967 — *Packers, 21-17 (GB, Dec. 31)

1968 — Packers, 28-17 (D, Oct. 28)

1970 — Cowboys, 16-3 (D, Nov. 26)

1972 — Packers, 16-13 (Milw, Oct. 1)

1975 — Packers, 19-17 (D, Oct. 19)

1978 — Cowboys, 42-14 (Milw, Nov. 12)

1980 — Cowboys, 28-7 (Milw, Sept. 28)

1982 — **Cowboys, 37-26 (D, Jan. 16, 1983)

1984 — Cowboys, 20-6 (D, Sept. 23)

1989 — Packers, 31-13 (GB, Oct. 8)
Packers, 20-10 (D, Dec. 24)

1991 — Cowboys, 20-17 (Milw, Oct. 6)

1993 — Cowboys, 36-14 (D, Oct. 3)
+Cowboys, 27-17 (D, Jan. 16, 1994)

1994 — Packers, 42-31 (D, Nov. 24)
+Cowboys, 35-9 (D, Jan. 8, 1995)

1995 — Cowboys, 34-24 (D, Oct. 8)
+Cowboys, 38-27 (D, Jan. 14, 1996)

1996 — Cowboys, 31-16 (D, Nov. 18)

1997 — Packers, 45-17 (GB, Nov. 23)

1999 — Cowboys, 27-13 (D, Nov. 14)

2004 — Packers, 41-20 (GB, Oct. 24)

2007 — Cowboys, 37-27 (D, Nov. 29)

2008 — Cowboys, 27-16 (GB, Sept. 21)

2009 — Packers, 17-7 (GB, Nov. 15)

2010 — Packers, 45-7 (GB, Nov. 7)

2013 — Packers, 37-36 (D, Dec. 15)

2014 — +Packers, 26-21 (GB, Jan. 11, 2015)

2015 — Packers, 28-7 (GB, Dec. 13)

2016 — Cowboys, 30-16 (GB, Oct. 16)
+Packers, 34-31 (D, Jan. 15, 2017)

**NFL Championship*

***NFC Second-Round Playoff*

+NFC Divisional Playoff

+NFC Championship

DENVER

1971 — Packers, 34-13 (Milw, Sept. 26)

1975 — Broncos, 23-13 (D, Sept. 29)

1978 — Broncos, 16-3 (D, Nov. 19)

1984 — Broncos, 17-14 (D, Oct. 15)

1987 — Tie, 17-17 OT (Milw, Sept. 20)

1990 — Broncos, 22-13 (D, Dec. 30)

1993 — Packers, 30-27 (GB, Oct. 10)

1996 — Packers, 41-6 (GB, Dec. 8)

1997 — *Broncos, 31-24 (SD, Jan. 25, 1998)

1999 — Broncos, 31-10 (D, Oct. 17)

2003 — Packers, 31-3 (GB, Dec. 28)

2007 — Packers, 19-13 OT (D, Oct. 29)

2011 — Packers, 49-23 (GB, Oct. 2)

2015 — Broncos, 29-10 (D, Nov. 1)

**Super Bowl XXXII*

DETROIT*

1930 — Packers, 47-13 (GB, Nov. 2)
Tie, 6-6 (P, Dec. 14)

1932 — Packers, 15-10 (GB, Oct. 9)
Spartans, 19-0 (P, Dec. 4)

1933 — Packers, 17-0 (GB, Oct. 8)
Spartans, 7-0 (P, Nov. 12)

1934 — Lions, 3-0 (GB, Oct. 7)
Packers, 3-0 (D, Nov. 25)

1935 — Packers, 13-9 (Milw, Oct. 20)
Packers, 31-7 (GB, Nov. 10)
Lions, 20-10 (D, Nov. 17)

1936 — Packers, 20-18 (GB, Oct. 18)
Packers, 26-17 (D, Nov. 29)

1937 — Packers, 26-6 (GB, Oct. 3)
Packers, 14-13 (D, Oct. 31)

1938 — Lions, 17-7 (GB, Oct. 9)

1939 — Packers, 28-7 (D, Nov. 13)
Packers, 26-7 (GB, Oct. 22)
Packers, 12-7 (D, Dec. 3)

DETROIT *continued*

- 1940 — Lions, 23-14 (GB, Oct. 20)
Packers, 50-7 (D, Nov. 24)
- 1941 — Packers, 23-0 (GB, Sept. 14)
Packers, 24-7 (D, Oct. 26)
- 1942 — Packers, 38-7 (Milw, Oct. 11)
Packers, 28-7 (D, Oct. 25)
- 1943 — Packers, 35-14 (GB, Oct. 10)
Packers, 27-6 (D, Oct. 24)
- 1944 — Packers, 27-6 (Milw, Oct. 1)
Packers, 14-0 (D, Oct. 29)
- 1945 — Packers, 57-21 (Milw, Oct. 7)
Lions, 14-3 (D, Dec. 2)
- 1946 — Packers, 10-7 (Milw, Oct. 27)
Packers, 9-0 (D, Nov. 17)
- 1947 — Packers, 34-17 (GB, Oct. 26)
Packers, 35-14 (D, Dec. 7)
- 1948 — Packers, 33-21 (GB, Oct. 3)
Lions, 24-20 (D, Oct. 31)
- 1949 — Packers, 16-14 (Milw, Oct. 30)
Lions, 21-7 (D, Dec. 11)
- 1950 — Lions, 45-7 (GB, Sept. 17)
Lions, 24-21 (D, Nov. 19)
- 1951 — Lions, 24-17 (GB, Nov. 4)
Lions, 52-35 (D, Nov. 22)
- 1952 — Lions, 52-17 (GB, Oct. 26)
Lions, 48-24 (D, Nov. 27)
- 1953 — Lions, 14-7 (GB, Nov. 15)
Lions, 34-15 (D, Nov. 26)
- 1954 — Lions, 21-17 (GB, Nov. 21)
Lions, 28-24 (D, Nov. 25)
- 1955 — Packers, 20-17 (GB, Sept. 25)
Lions, 24-10 (D, Nov. 24)
- 1956 — Lions, 20-16 (GB, Sept. 30)
Packers, 24-20 (D, Nov. 22)
- 1957 — Lions, 24-14 (GB, Oct. 6)
Lions, 18-6 (D, Nov. 28)
- 1958 — Tie, 13-13 (GB, Oct. 5)
Lions, 24-14 (D, Nov. 27)
- 1959 — Packers, 28-10 (GB, Oct. 4)
Packers, 24-17 (D, Nov. 26)
- 1960 — Packers, 28-9 (GB, Oct. 2)
Lions, 23-10 (D, Nov. 24)
- 1961 — Lions, 17-13 (Milw, Sept. 17)
Packers, 17-9 (D, Nov. 23)
- 1962 — Packers, 9-7 (GB, Oct. 7)
Lions, 26-14 (D, Nov. 22)
- 1963 — Packers, 31-10 (Milw, Sept. 22)
Tie, 13-13 (D, Nov. 28)
- 1964 — Packers, 14-10 (D, Sept. 28)
Packers, 30-7 (GB, Nov. 8)
- 1965 — Packers, 31-21 (D, Oct. 17)
Lions, 12-7 (GB, Nov. 7)
- 1966 — Packers, 23-14 (GB, Oct. 2)
Packers, 31-7 (D, Oct. 30)
- 1967 — Tie, 17-17 (GB, Sept. 17)
Packers, 27-17 (D, Oct. 8)
- 1968 — Lions, 23-17 (GB, Sept. 29)
Tie, 14-14 (D, Oct. 20)
- 1969 — Packers, 28-17 (D, Oct. 12)
Lions, 16-10 (GB, Nov. 23)
- 1970 — Lions, 40-0 (GB, Sept. 20)
Lions, 20-0 (D, Dec. 20)
- 1971 — Lions, 31-28 (D, Oct. 10)
Tie, 14-14 (Milw, Nov. 1)
- 1972 — Packers, 24-23 (D, Oct. 16)
Packers, 33-7 (GB, Dec. 3)
- 1973 — Tie, 13-13 (GB, Sept. 23)
Lions, 34-0 (D, Oct. 28)
- 1974 — Packers, 21-19 (Milw, Sept. 29)
Lions, 19-17 (D, Oct. 27)
- 1975 — Lions, 30-16 (Milw, Sept. 21)
Lions, 13-10 (D, Nov. 16)
- 1976 — Packers, 24-14 (GB, Oct. 3)
Lions, 27-6 (D, Oct. 31)
- 1977 — Lions, 10-6 (D, Oct. 16)
Packers, 10-9 (GB, Dec. 4)
- 1978 — Packers, 13-7 (D, Sept. 3)
Packers, 35-14 (Milw, Oct. 1)
- 1979 — Packers, 24-16 (Milw, Oct. 14)
Packers, 18-13 (D, Dec. 15)
- 1980 — Lions, 29-7 (Milw, Sept. 14)
Lions, 24-3 (D, Dec. 21)
- 1981 — Lions, 31-27 (D, Oct. 25)
Packers, 31-17 (GB, Dec. 6)

- 1982 — Lions, 30-10 (GB, Dec. 12)
Lions, 27-24 (D, Jan. 2, 1983)
- 1983 — Lions, 38-14 (D, Oct. 9)
Lions, 23-20 OT (Milw, Nov. 30)
- 1984 — Packers, 41-9 (GB, Oct. 28)
Lions, 31-28 (D, Nov. 22)
- 1985 — Packers, 43-10 (GB, Oct. 6)
Packers, 26-23 (D, Dec. 15)
- 1986 — Lions, 21-14 (GB, Oct. 12)
Packers, 44-40 (D, Nov. 27)
- 1987 — Lions, 19-16 OT (GB, Oct. 11)
Packers, 34-33 (D, Oct. 25)
- 1988 — Lions, 19-9 (Milw, Nov. 20)
Lions, 30-14 (D, Dec. 4)
- 1989 — Packers, 23-20 OT (Milw, Oct. 29)
Lions, 31-22 (D, Nov. 12)
- 1990 — Packers, 24-21 (D, Sept. 30)
Lions, 24-17 (GB, Dec. 22)
- 1991 — Lions, 23-14 (D, Sept. 8)
Lions, 21-17 (GB, Dec. 15)
- 1992 — Packers, 27-13 (D, Nov. 1)
Packers, 38-10 (Milw, Dec. 6)
- 1993 — Packers, 26-17 (Milw, Nov. 21)
Lions, 30-20 (D, Jan. 2, 1994)
**Packers, 28-24 (D, Jan. 8, 1994)
- 1994 — Packers, 38-30 (Milw, Nov. 6)
Lions, 34-31 (D, Dec. 4)
**Packers, 16-12 (GB, Dec. 31)
- 1995 — Packers, 30-21 (GB, Oct. 15)
Lions, 24-16 (D, Oct. 29)
- 1996 — Packers, 28-18 (GB, Nov. 3)
Packers, 31-3 (D, Dec. 15)
- 1997 — Lions, 26-15 (D, Sept. 28)
Packers, 20-10 (GB, Nov. 2)
- 1998 — Packers, 38-19 (GB, Sept. 6)
Lions, 27-20 (D, Oct. 15)
- 1999 — Lions, 23-15 (D, Sept. 19)
Packers, 26-17 (GB, Nov. 21)
- 2000 — Lions, 31-24 (D, Oct. 8)
Packers, 26-13 (GB, Dec. 10)
- 2001 — Packers, 28-6 (GB, Sept. 9)
Packers, 29-27 (D, Nov. 22)
- 2002 — Packers, 37-31 (D, Sept. 22)
Packers, 40-14 (GB, Nov. 1)
- 2003 — Packers, 31-6 (GB, Sept. 14)
Lions, 22-14 (D, Nov. 27)
- 2004 — Packers, 38-10 (D, Oct. 17)
Packers, 16-13 (GB, Dec. 12)
- 2005 — Lions, 17-3 (D, Sept. 11)
Packers, 16-13 OT (GB, Dec. 11)
- 2006 — Packers, 31-24 (D, Sept. 24)
Packers, 17-9 (GB, Dec. 17)
- 2007 — Packers, 37-26 (D, Nov. 22)
Packers, 34-13 (GB, Dec. 30)
- 2008 — Packers, 48-25 (D, Sept. 14)
Packers, 31-21 (GB, Dec. 28)
- 2009 — Packers, 26-0 (GB, Oct. 18)
Packers, 34-12 (D, Nov. 26)
- 2010 — Packers, 38-26 (GB, Oct. 3)
Lions, 7-3 (D, Dec. 12)
- 2011 — Packers, 27-15 (D, Nov. 24)
Packers, 45-41 (GB, Jan. 1, 2012)
- 2012 — Packers, 24-20 (D, Nov. 18)
Packers, 27-20 (GB, Dec. 9)
- 2013 — Packers, 22-9 (GB, Oct. 6)
Lions, 40-10 (D, Nov. 28)
- 2014 — Lions, 19-7 (D, Sept. 21)
Packers, 30-20 (GB, Dec. 28)
- 2015 — Lions, 18-16 (GB, Nov. 15)
Packers, 27-23 (D, Dec. 3)
- 2016 — Packers, 34-27 (GB, Sept. 25)
Packers, 31-24 (D, Jan. 1, 2017)

**Located in Portsmouth, Ohio, prior to 1934 and known as Spartans*

***NFC Wild Card Playoffs*

HOUSTON

- 2004 — Packers, 16-13 (H, Nov. 21)
2008 — Texans, 24-21 (GB, Dec. 7)
2012 — Packers, 42-24 (H, Oct. 14)
2016 — Packers, 21-13 (GB, Dec. 4)

INDIANAPOLIS*

- 1953 — Packers, 37-14 (GB, Oct. 18)
Packers, 35-24 (B, Oct. 31)
- 1954 — Packers, 7-6 (B, Oct. 24)
Packers, 24-13 (Milw, Nov. 13)
- 1955 — Colts, 24-20 (Milw, Oct. 8)
Colts, 14-10 (B, Nov. 29)
- 1956 — Packers, 38-33 (Milw, Oct. 14)
Colts, 28-21 (B, Oct. 28)
- 1957 — Colts, 45-17 (Milw, Oct. 13)
Packers, 24-21 (B, Oct. 27)
- 1958 — Colts, 24-17 (Milw, Oct. 12)
Colts, 56-0 (B, Nov. 2)
- 1959 — Colts, 38-21 (B, Oct. 25)
Colts, 28-24 (Milw, Nov. 15)
- 1960 — Packers, 35-21 (GB, Oct. 9)
Colts, 38-24 (B, Nov. 6)
- 1961 — Packers, 45-7 (GB, Oct. 8)
Colts, 45-21 (B, Nov. 5)
- 1962 — Packers, 17-6 (B, Oct. 28)
Packers, 17-13 (GB, Nov. 18)
- 1963 — Packers, 31-20 (GB, Sept. 29)
Packers, 34-20 (B, Oct. 27)
- 1964 — Colts, 21-20 (GB, Sept. 20)
Colts, 24-21 (B, Oct. 18)
- 1965 — Packers, 20-17 (Milw, Sept. 26)
Packers, 42-27 (B, Dec. 12)
**Packers, 13-10 OT (GB, Dec. 26)
- 1966 — Packers, 24-3 (Milw, Sept. 10)
Packers, 14-10 (B, Dec. 10)
- 1967 — Colts, 13-10 (B, Nov. 5)
- 1968 — Colts, 16-3 (GB, Dec. 7)
- 1969 — Colts, 14-6 (B, Nov. 9)
- 1970 — Colts, 13-10 (Milw, Nov. 9)
- 1974 — Packers, 20-13 (B, Sept. 22)
- 1982 — Tie, 20-20 OT (B, Dec. 19)
- 1985 — Colts, 37-10 (I, Oct. 27)
- 1988 — Colts, 20-13 (GB, Nov. 13)
- 1991 — Packers, 14-10 (Milw, Nov. 24)
- 1997 — Colts, 41-38 (I, Nov. 16)
- 2000 — Packers, 26-24 (GB, Nov. 19)
- 2004 — Colts, 45-31 (I, Sept. 26)
- 2008 — Packers, 34-14 (GB, Oct. 19)
- 2012 — Colts, 30-27 (I, Oct. 7)
- 2016 — Colts, 31-26 (GB, Nov. 6)

**Franchise located in Baltimore prior to 1984*
***Western Conference Championship*

JACKSONVILLE

- 1995 — Packers, 24-14 (J, Sept. 24)
2001 — Packers, 28-21 (J, Dec. 3)
2004 — Jaguars, 28-25 (GB, Dec. 19)
2008 — Jaguars, 20-16 (J, Dec. 14)
2012 — Packers, 24-15 (GB, Oct. 28)
2016 — Packers, 27-23 (J, Sept. 11)

KANSAS CITY

- 1966 — *Packers, 35-10 (LA, Jan. 15, 1967)
1973 — Tie, 10-10 (Milw, Oct. 14)
1977 — Chiefs, 20-10 (KC, Nov. 6)
1987 — Packers, 23-3 (KC, Nov. 22)
1989 — Chiefs, 21-3 (GB, Dec. 10)
1990 — Chiefs, 17-3 (GB, Sept. 23)
1993 — Chiefs, 27-16 (KC, Nov. 8)
1996 — Chiefs, 27-20 (KC, Nov. 10)
2003 — Chiefs, 40-34 OT (GB, Oct. 12)
2007 — Packers, 33-22 (KC, Nov. 4)
2011 — Chiefs, 19-14 (KC, Dec. 18)
2015 — Packers, 38-28 (GB, Sept. 28)
**Super Bowl I*

L.A. CHARGERS*

- 1970 — Packers, 22-20 (SD, Oct. 12)
1974 — Packers, 34-0 (GB, Nov. 24)
1978 — Packers, 24-3 (SD, Sept. 24)
1984 — Chargers, 34-28 (GB, Oct. 7)
1993 — Packers, 20-13 (SD, Dec. 12)
1996 — Packers, 42-10 (GB, Sept. 15)
1999 — Packers, 31-3 (SD, Oct. 24)
2003 — Packers, 38-21 (SD, Dec. 14)
2007 — Packers, 31-24 (GB, Sept. 23)
2011 — Packers, 45-38 (SD, Nov. 6)
2015 — Packers, 27-20 (GB, Oct. 18)

**Franchise located in San Diego prior to 2017; in Los Angeles prior to 1961*

L. A. RAMS*

- 1937 — Packers, 35-10 (C, Oct. 17)
Packers, 35-7 (GB, Oct. 24)
- 1938 — Packers, 26-17 (GB, Sept. 11)
Packers, 28-7 (C, Oct. 30)
- 1939 — Rams, 27-24 (GB, Oct. 1)
Packers, 7-6 (C, Nov. 26)
- 1940 — Packers, 31-14 (GB, Oct. 13)
Tie, 13-13 (C, Dec. 1)
- 1941 — Packers, 24-7 (Milw, Sept. 21)
Packers, 17-14 (C, Oct. 19)
- 1942 — Packers, 45-28 (GB, Oct. 18)
Packers, 30-12 (C, Nov. 8)
- 1944 — Packers, 30-21 (GB, Oct. 22)
Packers, 42-7 (C, Nov. 12)
- 1945 — Rams, 27-14 (GB, Oct. 14)
Rams, 20-7 (C, Nov. 11)
- 1946 — Rams, 21-17 (Milw, Oct. 6)
Rams, 38-17 (LA, Dec. 8)
- 1947 — Packers, 17-14 (Milw, Oct. 5)
Packers, 30-10 (LA, Nov. 30)
- 1948 — Packers, 16-0 (GB, Oct. 17)
Rams, 24-10 (LA, Nov. 28)
- 1949 — Rams, 48-7 (GB, Oct. 2)
Rams, 35-7 (LA, Oct. 23)
- 1950 — Rams, 45-14 (Milw, Nov. 12)
Rams, 51-14 (LA, Dec. 3)
- 1951 — Rams, 28-0 (Milw, Oct. 21)
Rams, 42-14 (LA, Dec. 16)
- 1952 — Rams, 30-28 (Milw, Oct. 12)
Rams, 45-27 (LA, Dec. 7)
- 1953 — Rams, 38-20 (Milw, Oct. 11)
Rams, 33-17 (LA, Dec. 12)
- 1954 — Packers, 35-17 (Milw, Oct. 17)
Rams, 35-27 (LA, Dec. 12)
- 1955 — Packers, 30-28 (Milw, Oct. 16)
Rams, 31-17 (LA, Dec. 11)
- 1956 — Packers, 42-17 (Milw, Oct. 21)
Rams, 49-21 (LA, Dec. 16)
- 1957 — Rams, 31-27 (Milw, Nov. 17)
Rams, 42-17 (LA, Dec. 8)
- 1958 — Rams, 20-7 (GB, Nov. 16)
Rams, 34-20 (LA, Dec. 14)
- 1959 — Rams, 45-6 (Milw, Oct. 18)
Packers, 38-20 (LA, Dec. 6)
- 1960 — Rams, 33-31 (Milw, Nov. 20)
Packers, 35-21 (LA, Dec. 17)
- 1961 — Packers, 35-17 (GB, Nov. 19)
Packers, 24-17 (LA, Dec. 17)
- 1962 — Packers, 41-10 (Milw, Dec. 2)
Packers, 20-17 (LA, Dec. 16)
- 1963 — Packers, 42-10 (GB, Oct. 6)
Packers, 31-14 (LA, Dec. 7)
- 1964 — Rams, 27-17 (Milw, Oct. 25)
Tie, 24-24 (LA, Dec. 13)
- 1965 — Packers, 6-3 (Milw, Nov. 14)
Rams, 21-10 (LA, Nov. 28)
- 1966 — Packers, 24-13 (GB, Sept. 25)
Packers, 27-23 (LA, Dec. 18)
- 1967 — Rams, 27-24 (LA, Dec. 9)
**Packers, 28-7 (Milw, Dec. 23)
- 1968 — Rams, 16-14 (Milw, Oct. 13)
- 1969 — Rams, 34-21 (LA, Oct. 19)
- 1970 — Rams, 31-21 (GB, Oct. 18)
- 1971 — Rams, 30-13 (LA, Oct. 24)
- 1973 — Rams, 24-7 (LA, Oct. 21)
- 1974 — Packers, 17-6 (Milw, Oct. 13)
- 1975 — Rams, 22-5 (LA, Dec. 14)
- 1977 — Rams, 24-6 (Milw, Nov. 13)
- 1978 — Rams, 31-14 (LA, Dec. 17)
- 1980 — Rams, 51-21 (LA, Sept. 21)
- 1981 — Rams, 35-23 (LA, Sept. 20)
- 1982 — Packers, 35-23 (Milw, Sept. 12)
- 1983 — Packers, 27-24 (Milw, Sept. 18)
- 1984 — Packers, 31-6 (Milw, Nov. 18)
- 1985 — Rams, 34-17 (LA, Nov. 24)
- 1988 — Rams, 34-7 (GB, Sept. 4)
- 1989 — Rams, 41-38 (LA, Sept. 24)
- 1990 — Packers, 36-24 (GB, Sept. 9)
- 1991 — Rams, 23-21 (LA, Sept. 29)
- 1992 — Packers, 28-13 (GB, Dec. 20)
- 1993 — Packers, 36-6 (Milw, Sept. 5)
- 1994 — Packers, 24-17 (GB, Oct. 9)
- 1995 — Rams, 17-14 (GB, Sept. 3)
- 1996 — Packers, 24-9 (StL, Nov. 24)

- 1997 — Packers, 17-7 (GB, Nov. 9)
- 2001 — +Rams, 45-17 (StL, Jan. 20, 2002)
- 2003 — Rams, 34-24 (StL, Oct. 19)
- 2004 — Packers, 45-17 (GB, Nov. 29)
- 2006 — Rams, 23-20 (GB, Oct. 8)
- 2007 — Packers, 33-14 (StL, Dec. 16)
- 2009 — Packers, 36-17 (StL, Sept. 27)
- 2011 — Packers, 24-3 (StL, Oct. 16)
- 2012 — Packers, 30-20 (StL, Oct. 21)
- 2015 — Packers, 24-10 (GB, Oct. 11)

*Franchise located in St. Louis prior to 2016; in Los Angeles prior to 1995; in Cleveland prior to 1946

**Western Conference Championship
+NFC Divisional Playoff

MIAMI

- 1971 — Dolphins, 27-6 (Mia, Dec. 19)
- 1975 — Dolphins, 31-7 (GB, Oct. 5)
- 1979 — Dolphins, 27-7 (Mia, Oct. 28)
- 1985 — Dolphins, 34-24 (GB, Dec. 8)
- 1988 — Dolphins, 24-17 (Mia, Sept. 18)
- 1989 — Dolphins, 23-20 (Mia, Oct. 22)
- 1991 — Dolphins, 16-13 (Mia, Sept. 22)
- 1994 — Dolphins, 24-14 (Milw, Sept. 11)
- 1997 — Packers, 23-18 (GB, Sept. 14)
- 2000 — Dolphins, 28-20 (Mia, Oct. 29)
- 2002 — Packers, 24-10 (GB, Nov. 4)
- 2006 — Packers, 34-24 (Mia, Oct. 22)
- 2010 — Dolphins, 23-20 OT (GB, Oct. 17)
- 2014 — Packers, 27-24 (Mia, Oct. 12)

MINNESOTA

- 1961 — Packers, 33-7 (Minn, Oct. 22)
Packers, 28-10 (Milw, Oct. 29)
- 1962 — Packers, 34-7 (GB, Sept. 16)
Packers, 48-21 (Minn, Oct. 14)
- 1963 — Packers, 37-28 (Minn, Oct. 13)
Packers, 28-7 (GB, Nov. 10)
- 1964 — Vikings, 24-23 (GB, Oct. 4)
Packers, 42-13 (Minn, Nov. 1)
- 1965 — Packers, 38-13 (Minn, Nov. 21)
Packers, 24-19 (GB, Dec. 5)
- 1966 — Vikings, 20-17 (GB, Nov. 6)
Packers, 28-16 (Minn, Nov. 27)
- 1967 — Vikings, 10-7 (Milw, Oct. 15)
Packers, 30-27 (Minn, Dec. 3)
- 1968 — Vikings, 26-13 (Milw, Sept. 22)
Vikings, 14-10 (Minn, Nov. 10)
- 1969 — Vikings, 19-7 (Minn, Oct. 5)
Vikings, 9-7 (Milw, Nov. 16)
- 1970 — Packers, 13-10 (Milw, Oct. 4)
Vikings, 10-3 (Minn, Nov. 22)
- 1971 — Vikings, 24-13 (GB, Oct. 17)
Vikings, 3-0 (Minn, Nov. 14)
- 1972 — Vikings, 27-13 (GB, Oct. 29)
Packers, 23-7 (Minn, Dec. 10)
- 1973 — Vikings, 11-3 (Minn, Sept. 30)
Vikings, 31-7 (GB, Dec. 8)

- 1974 — Vikings, 32-17 (GB, Sept. 15)
Packers, 19-7 (Minn, Nov. 17)
- 1975 — Vikings, 28-17 (GB, Nov. 2)
Vikings, 24-3 (Minn, Dec. 7)
- 1976 — Vikings, 17-10 (Milw, Nov. 21)
Vikings, 20-9 (Minn, Dec. 5)
- 1977 — Vikings, 19-7 (Minn, Oct. 2)
Vikings, 13-6 (GB, Nov. 27)
- 1978 — Vikings, 21-7 (Minn, Oct. 26)
Tie, 10-10 OT (GB, Nov. 22)
- 1979 — Vikings, 27-21 OT (Minn, Sept. 23)
Packers, 19-7 (Milw, Nov. 11)
- 1980 — Packers, 16-3 (GB, Oct. 26)
- 1981 — Packers, 25-13 (Minn, Nov. 23)
Vikings, 30-13 (Milw, Sept. 27)
- 1982 — Packers, 35-23 (Minn, Nov. 29)
- 1983 — Packers, 26-7 (Milw, Nov. 21)
- 1983 — Vikings, 20-17 OT (GB, Oct. 23)
Packers, 29-21 (Minn, Nov. 13)
- 1984 — Packers, 45-17 (Milw, Nov. 11)
Packers, 38-14 (Minn, Dec. 16)
- 1985 — Packers, 20-17 (Milw, Oct. 13)
Packers, 27-17 (Minn, Nov. 10)
- 1986 — Vikings, 42-7 (Minn, Sept. 28)
Vikings, 32-6 (GB, Dec. 7)
- 1987 — Packers, 23-16 (Minn, Oct. 4)
Packers, 16-10 (Milw, Dec. 13)
- 1988 — Packers, 34-14 (Minn, Oct. 16)
Packers, 18-6 (GB, Dec. 11)
- 1989 — Vikings, 26-14 (Minn, Oct. 15)
Packers, 20-19 (Milw, Nov. 26)
- 1990 — Packers, 24-10 (Milw, Oct. 28)
Vikings, 23-7 (Minn, Dec. 2)
- 1991 — Vikings, 35-21 (GB, Nov. 17)
Packers, 27-7 (Minn, Dec. 21)
- 1992 — Vikings, 23-20 OT (GB, Sept. 6)
Vikings, 27-7 (Minn, Dec. 27)
- 1993 — Vikings, 15-13 (Minn, Sept. 26)
Vikings, 21-17 (Milw, Dec. 19)
- 1994 — Packers, 16-10 (GB, Sept. 4)
Vikings, 13-10 OT (Minn, Oct. 20)
- 1995 — Packers, 38-21 (GB, Oct. 22)
Vikings, 27-24 (Minn, Nov. 5)
- 1996 — Vikings, 30-21 (Minn, Sept. 22)
Packers, 38-10 (GB, Dec. 22)
- 1997 — Packers, 38-32 (GB, Sept. 21)
Packers, 27-11 (Minn, Dec. 1)
- 1998 — Vikings, 37-24 (GB, Oct. 5)
Vikings, 28-14 (Minn, Nov. 22)
- 1999 — Packers, 23-20 (GB, Sept. 26)
Vikings, 24-20 (Minn, Dec. 20)
- 2000 — Packers, 26-20 OT (GB, Nov. 6)
Packers, 33-28 (Minn, Dec. 17)
- 2001 — Vikings, 35-13 (Minn, Oct. 21)
Packers, 24-13 (GB, Dec. 30)
- 2002 — Vikings, 31-21 (Minn, Nov. 17)
Packers, 26-22 (GB, Dec. 8)
- 2003 — Vikings, 30-25 (GB, Sept. 7)
Packers, 30-27 (Minn, Nov. 2)



MINNESOTA *continued*

- 2004 — Packers, 34-31 (GB, Nov. 14)
Packers, 34-31 (Minn, Dec. 24)
*Vikings, 31-17 (GB, Jan. 9, 2005)
- 2005 — Vikings, 23-20 (Minn, Oct. 23)
Vikings, 20-17 (GB, Nov. 21)
- 2006 — Packers, 23-17 (Minn, Nov. 12)
Packers, 9-7 (GB, Dec. 21)
- 2007 — Packers, 23-16 (Minn, Sept. 30)
Packers, 34-0 (GB, Nov. 11)
- 2008 — Packers, 24-19 (GB, Sept. 8)
Vikings, 28-27 (Minn, Nov. 9)
2009 — Vikings, 30-23 (Minn, Oct. 5)
Vikings, 38-26 (GB, Nov. 1)
- 2010 — Packers, 28-24 (GB, Oct. 24)
Packers, 31-3 (Minn, Nov. 21)
- 2011 — Packers, 33-27 (Minn, Oct. 23)
Packers, 45-7 (GB, Nov. 14)
2012 — Packers, 23-14 (GB, Dec. 2)
Vikings, 37-34 (Minn, Dec. 30)
*Packers, 24-10 (GB, Jan. 5, 2013)
- 2013 — Packers, 44-31 (Minn, Oct. 27)
Tie, 26-26 OT (GB, Nov. 24)
- 2014 — Packers, 42-10 (GB, Oct. 2)
Packers, 24-21 (Minn, Nov. 23)
- 2015 — Packers, 30-13 (Minn, Nov. 22)
Vikings, 20-13 (GB, Jan. 3, 2016)
2016 — Vikings, 17-14 (Minn, Sept. 18)
Packers, 38-25 (GB, Dec. 24)

*NFC Wild Card Playoff

NEW ENGLAND

- 1973 — Patriots, 33-24 (NE, Nov. 18)
1979 — Packers, 27-14 (GB, Oct. 1)
1985 — Patriots, 26-20 (NE, Sept. 8)
1988 — Packers, 45-3 (Milw, Oct. 9)
1994 — Patriots, 17-16 (NE, Oct. 2)
1996 — *Packers, 35-21 (NO, Jan. 26, 1997)
1997 — Packers, 28-10 (NE, Oct. 27)
2002 — Packers, 28-10 (NE, Oct. 13)
2006 — Patriots, 35-0 (GB, Nov. 19)
2010 — Patriots, 31-27 (NE, Dec. 19)
2014 — Packers, 26-21 (GB, Nov. 30)
*Super Bowl XXXI

NEW ORLEANS

- 1968 — Packers, 29-7 (Milw, Nov. 17)
1971 — Saints, 29-21 (Milw, Nov. 28)
1972 — Packers, 30-20 (NO, Dec. 17)
1973 — Packers, 30-10 (Milw, Dec. 2)
1975 — Saints, 20-19 (NO, Oct. 12)
1976 — Packers, 32-27 (Milw, Nov. 7)
1977 — Packers, 24-20 (NO, Sept. 18)
1978 — Packers, 28-17 (Milw, Sept. 10)
1979 — Packers, 28-19 (Milw, Sept. 9)
1981 — Packers, 35-7 (NO, Dec. 13)
1984 — Packers, 23-13 (NO, Nov. 4)
1985 — Packers, 38-14 (Milw, Nov. 17)
1986 — Saints, 24-10 (NO, Sept. 14)
1987 — Saints, 33-24 (NO, Dec. 27)
1989 — Packers, 35-34 (GB, Sept. 17)
1993 — Packers, 19-17 (NO, Nov. 14)
1995 — Packers, 34-23 (NO, Dec. 16)
2002 — Saints, 35-20 (NO, Sept. 15)
2005 — Packers, 52-3 (GB, Oct. 9)
2006 — Saints, 34-27 (GB, Sept. 17)
2008 — Saints, 51-29 (NO, Nov. 24)
2011 — Packers, 42-34 (GB, Sept. 8)
2012 — Packers, 28-27 (GB, Sept. 30)
2014 — Saints, 44-23 (NO, Oct. 26)

N. Y. GIANTS

- 1928 — Giants, 6-0 (GB, Oct. 7)
Packers, 7-0 (NY, Nov. 18)
1929 — Packers, 20-6 (NY, Nov. 24)
1930 — Packers, 14-7 (GB, Oct. 5)
Giants, 13-6 (NY, Nov. 23)
1931 — Packers, 27-7 (GB, Oct. 4)
Packers, 14-10 (NY, Nov. 22)
1932 — Packers, 13-0 (GB, Oct. 2)
Giants, 6-0 (NY, Nov. 20)
1933 — Giants, 10-7 (Milw, Oct. 1)
Giants, 17-6 (NY, Nov. 26)
1934 — Packers, 20-6 (Milw, Sept. 30)
Giants, 17-3 (NY, Nov. 11)

- 1935 — Packers, 16-7 (GB, Sept. 29)
1936 — Packers, 26-14 (NY, Nov. 22)
1937 — Giants, 10-0 (NY, Nov. 21)
1938 — Giants, 15-3 (NY, Nov. 20)
*Giants, 23-17 (NY, Dec. 11)
- 1939 — *Packers, 27-0 (Milw, Dec. 10)
1940 — Giants, 7-3 (NY, Nov. 17)
1942 — Tie, 21-21 (NY, Nov. 22)
1943 — Packers, 35-21 (NY, Oct. 31)
1944 — Giants, 24-0 (NY, Nov. 19)
*Packers, 14-7 (NY, Dec. 17)
- 1945 — Packers, 23-14 (NY, Nov. 25)
1947 — Tie, 24-24 (NY, Nov. 23)
1948 — Giants, 49-3 (Milw, Nov. 21)
1949 — Giants, 30-10 (GB, Nov. 13)
1952 — Packers, 17-3 (NY, Nov. 16)
1957 — Giants, 31-17 (GB, Nov. 3)
1959 — Giants, 20-3 (NY, Nov. 1)
1961 — Packers, 20-17 (Milw, Dec. 3)
*Packers, 37-0 (GB, Dec. 31)
- 1962 — *Packers, 16-7 (NY, Dec. 30)
1967 — Packers, 48-21 (NY, Oct. 22)
1969 — Packers, 20-10 (Milw, Nov. 30)
1971 — Giants, 42-40 (GB, Sept. 19)
1973 — Packers, 16-14 (New Haven, Oct. 7)
1975 — Packers, 40-14 (Milw, Nov. 23)
1980 — Giants, 27-21 (NY, Nov. 16)
1981 — Packers, 27-14 (NY, Oct. 4)
Packers, 26-24 (Milw, Nov. 8)
- 1982 — Packers, 27-19 (NY, Sept. 20)
1983 — Giants, 27-3 (NY, Sept. 26)
1985 — Packers, 23-20 (GB, Sept. 15)
1986 — Giants, 55-24 (NY, Dec. 20)
1987 — Giants, 20-10 (NY, Dec. 19)
1992 — Giants, 27-7 (NY, Nov. 8)
1995 — Packers, 14-6 (GB, Sept. 17)
1998 — Packers, 37-3 (NY, Nov. 15)
2001 — Packers, 34-25 (NY, Jan. 6, 2002)
2004 — Giants, 14-7 (GB, Oct. 3)
2007 — Packers, 35-13 (NY, Sept. 16)
*Giants, 23-20 OT (GB, Jan. 20, 2008)
- 2010 — Packers, 45-17 (GB, Dec. 26)
2011 — Packers, 38-35 (NY, Dec. 4)
+Giants, 37-20 (GB, Jan. 15, 2012)
- 2012 — Giants, 38-10 (NY, Nov. 25)
2013 — Giants, 27-13 (NY, Nov. 17)
2016 — Packers, 23-16 (GB, Oct. 9)
++Packers, 38-13 (GB, Jan. 8, 2017)

*NFL Championship

**NFC Championship

+NFC Divisional Playoff

++NFC Wild Card

N. Y. JETS

- 1973 — Packers, 23-7 (Milw, Sept. 17)
1979 — Jets, 27-22 (GB, Nov. 4)
1981 — Jets, 28-3 (NY, Dec. 28)
1982 — Jets, 15-13 (NY, Nov. 28)
1985 — Jets, 24-3 (Milw, Sept. 22)
1991 — Jets, 19-16 OT (NY, Nov. 3)
1994 — Packers, 17-10 (GB, Nov. 13)
2000 — Jets, 20-16 (GB, Sept. 3)
2002 — Jets, 42-17 (NY, Dec. 29)
2006 — Jets, 38-10 (GB, Dec. 3)
2010 — Packers, 9-0 (NY, Oct. 31)
2014 — Packers, 31-24 (GB, Sept. 14)

OAKLAND*

- 1967 — *Packers, 33-14 (Mia, Jan. 14, 1968)
1972 — Raiders, 20-14 (GB, Sept. 24)
1976 — Raiders, 18-14 (O, Oct. 24)
1978 — Raiders, 28-3 (GB, Sept. 17)
1984 — Raiders, 28-7 (LA, Sept. 9)
1987 — Raiders, 20-0 (GB, Sept. 13)
1990 — Packers, 29-16 (LA, Nov. 11)
1993 — Packers, 28-0 (GB, Dec. 26)
1999 — Packers, 28-24 (GB, Sept. 12)
2003 — Packers, 41-7 (O, Dec. 22)
2007 — Packers, 38-7 (GB, Dec. 9)
2011 — Packers, 46-16 (GB, Dec. 11)
2015 — Packers, 30-20 (O, Dec. 20)

*Franchise located in Los Angeles, 1982-94

**Super Bowl II

PHILADELPHIA

- 1933 — Packers, 35-9 (GB, Oct. 29)
Packers, 10-0 (P, Dec. 3)
- 1934 — Packers, 19-6 (GB, Sept. 16)
- 1935 — Packers, 13-6 (P, Dec. 8)
- 1937 — Packers, 37-7 (Milw, Nov. 14)
- 1939 — Packers, 23-16 (P, Nov. 12)
- 1940 — Packers, 27-20 (GB, Sept. 15)
- 1942 — Packers, 7-0 (P, Nov. 29)
- 1946 — Packers, 19-7 (P, Oct. 13)
1947 — Eagles, 28-14 (P, Dec. 14)
1951 — Packers, 37-24 (GB, Oct. 14)
1952 — Packers, 12-10 (Milw, Nov. 2)
1954 — Packers, 37-14 (P, Oct. 30)
1958 — Packers, 38-35 (GB, Oct. 26)
1960 — *Eagles, 17-13 (P, Dec. 26)
1962 — Packers, 49-0 (P, Nov. 11)
1968 — Packers, 30-13 (GB, Sept. 15)
1970 — Packers, 30-17 (Milw, Oct. 25)
1974 — Eagles, 36-14 (P, Dec. 1)
1976 — Packers, 28-13 (GB, Oct. 17)
1978 — Eagles, 10-3 (P, Nov. 5)
1979 — Eagles, 21-10 (GB, Nov. 25)
1987 — Packers, 16-16 OT (GB, Oct. 18)
1990 — Eagles, 31-0 (P, Dec. 16)
1991 — Eagles, 20-3 (GB, Sept. 1)
1992 — Packers, 27-24 (Milw, Nov. 15)
1993 — Eagles, 20-17 (GB, Sept. 12)
1994 — Eagles, 13-7 (P, Sept. 18)
1996 — Packers, 39-13 (GB, Sept. 9)
1997 — Eagles, 10-9 (P, Sept. 7)
1998 — Packers, 24-16 (GB, Nov. 29)
2000 — Packers, 6-3 (GB, Sept. 17)
2003 — Eagles, 17-14 (GB, Nov. 10)
**Eagles, 20-17 OT (P, Jan. 11, 2004)
- 2004 — Eagles, 47-17 (P, Dec. 5)
2005 — Eagles, 19-14 (P, Nov. 27)
2006 — Eagles, 31-9 (P, Oct. 2)
2007 — Packers, 16-13 (GB, Sept. 9)
2010 — Packers, 27-20 (P, Oct. 2)
+Packers, 21-16 (P, Jan. 9, 2011)
- 2013 — Eagles, 27-13 (GB, Nov. 10)
2014 — Packers, 53-20 (GB, Nov. 16)
2016 — Packers, 27-13 (P, Nov. 28)

*NFL Championship

**NFC Divisional Playoff

+NFC Wild Card Playoff

PITTSBURGH*

- 1933 — Packers, 47-0 (GB, Oct. 15)
1935 — Packers, 27-0 (GB, Oct. 6)
Packers, 34-14 (P, Nov. 24)
- 1936 — Packers, 42-10 (Milw, Oct. 25)
- 1938 — Packers, 20-0 (GB, Oct. 23)
- 1940 — Packers, 24-3 (Milw, Oct. 27)
- 1941 — Packers, 54-7 (P, Nov. 23)
- 1942 — Packers, 24-21 (Milw, Dec. 6)
1946 — Packers, 17-7 (GB, Oct. 20)
1947 — Steelers, 18-17 (Milw, Nov. 2)
1948 — Steelers, 38-7 (P, Nov. 7)
1949 — Steelers, 30-7 (Milw, Nov. 20)
1951 — Packers, 35-33 (Milw, Oct. 7)
Steelers, 28-7 (P, Nov. 11)
- 1953 — Steelers, 31-14 (P, Oct. 24)
1954 — Steelers, 21-20 (GB, Sept. 26)
1957 — Packers, 27-10 (P, Nov. 24)
1960 — Packers, 19-13 (P, Oct. 30)
1963 — Packers, 33-14 (Milw, Nov. 3)
1965 — Packers, 41-9 (P, Sept. 19)
1967 — Steelers, 24-17 (GB, Dec. 17)
1969 — Packers, 38-34 (P, Nov. 2)
1970 — Packers, 20-12 (P, Dec. 6)
1975 — Steelers, 16-13 (Milw, Oct. 26)
1980 — Steelers, 22-20 (P, Nov. 2)
1983 — Steelers, 25-21 (GB, Sept. 11)
1986 — Steelers, 27-3 (P, Nov. 2)
1992 — Packers, 17-3 (GB, Sept. 27)
1995 — Packers, 24-19 (GB, Dec. 24)
1998 — Steelers, 27-20 (P, Nov. 9)
2005 — Steelers, 20-10 (GB, Nov. 6)
2009 — Steelers, 37-36 (P, Dec. 20)
2010 — **Packers, 31-25 (N. Tex., Feb. 6, 2011)
2013 — Steelers, 38-31 (GB, Dec. 22)

*Steelers known as Pirates prior to 1940

**Super Bowl XLV

SAN FRANCISCO

1950 — Packers, 25-21 (GB, Nov. 26)
 49ers, 30-14 (SF, Dec. 10)
 1951 — 49ers, 31-19 (SF, Dec. 9)
 1952 — 49ers, 24-14 (SF, Dec. 14)
 1953 — 49ers, 37-7 (Milw, Nov. 22)
 49ers, 48-14 (SF, Dec. 6)
 1954 — 49ers, 23-17 (Milw, Oct. 10)
 49ers, 35-0 (SF, Dec. 5)
 1955 — Packers, 27-21 (Milw, Nov. 20)
 Packers, 28-7 (SF, Dec. 4)
 1956 — 49ers, 17-16 (GB, Nov. 18)
 49ers, 38-20 (SF, Dec. 8)
 1957 — 49ers, 24-14 (Milw, Oct. 20)
 49ers, 27-20 (SF, Dec. 15)
 1958 — 49ers, 33-12 (Milw, Nov. 23)
 49ers, 48-21 (SF, Dec. 2)
 1959 — Packers, 21-20 (GB, Oct. 11)
 Packers, 36-14 (SF, Dec. 13)
 1960 — Packers, 41-14 (Milw, Oct. 23)
 Packers, 13-0 (SF, Dec. 10)
 1961 — Packers, 30-10 (GB, Sept. 24)
 49ers, 22-21 (SF, Dec. 10)
 1962 — Packers, 31-13 (Milw, Oct. 21)
 Packers, 31-21 (SF, Dec. 9)
 1963 — Packers, 28-10 (Milw, Nov. 24)
 Packers, 21-17 (SF, Dec. 14)
 1964 — Packers, 24-14 (Milw, Oct. 11)
 49ers, 24-14 (SF, Nov. 15)
 1965 — Packers, 27-10 (GB, Oct. 10)
 Tie, 24-24 (SF, Dec. 19)
 1966 — 49ers, 21-20 (SF, Oct. 9)
 Packers, 20-7 (Milw, Dec. 4)
 1967 — Packers, 13-0 (GB, Nov. 19)
 1968 — 49ers, 27-20 (SF, Dec. 1)
 1969 — Packers, 14-7 (Milw, Sept. 28)
 1970 — 49ers, 26-10 (SF, Nov. 1)
 1972 — Packers, 34-24 (Milw, Nov. 5)
 1973 — 49ers, 20-6 (SF, Nov. 22)
 1974 — 49ers, 7-6 (SF, Dec. 8)
 1976 — 49ers, 26-14 (GB, Sept. 12)
 1977 — Packers, 16-14 (Milw, Dec. 18)
 1980 — Packers, 23-16 (Milw, Nov. 9)
 1981 — 49ers, 13-3 (Milw, Oct. 18)
 1986 — 49ers, 31-17 (Milw, Oct. 26)
 1987 — 49ers, 23-12 (GB, Dec. 6)
 1989 — Packers, 21-17 (SF, Nov. 19)
 1990 — 49ers, 24-20 (GB, Nov. 4)
 1995 — *Packers, 27-17 (SF, Jan. 6, 1996)
 1996 — Packers, 23-20 OT (GB, Oct. 14)
 *Packers, 35-14 (GB, Jan. 4, 1997)
 1997 — **Packers, 23-10 (SF, Jan. 11, 1998)
 1998 — Packers, 36-22 (GB, Nov. 1)
 +49ers, 30-27 (SF, Jan. 3, 1999)
 1999 — Packers, 20-3 (SF, Nov. 29)
 2000 — Packers, 31-28 (GB, Oct. 15)
 2001 — +Packers, 25-15 (GB, Jan. 13, 2002)
 2002 — Packers, 20-14 (SF, Dec. 15)
 2003 — Packers, 20-10 (GB, Nov. 23)
 2006 — Packers, 30-19 (SF, Dec. 10)
 2009 — Packers, 30-24 (GB, Nov. 22)
 2010 — Packers, 34-16 (GB, Dec. 5)
 2012 — 49ers, 30-22 (GB, Sept. 9)
 *49ers, 45-31 (SF, Jan. 12, 2013)
 2013 — 49ers, 34-28 (SF, Sept. 8)
 +49ers, 23-20 (GB, Jan. 5, 2014)
 2015 — Packers, 17-3 (SF, Oct. 4)
 *NFC Divisional Playoff
 **NFC Championship
 +NFC Wild Card Playoff

SEATTLE

1976 — Packers, 27-20 (Milw, Oct. 10)
 1978 — Packers, 45-28 (Milw, Oct. 15)
 1981 — Packers, 34-24 (GB, Nov. 1)
 1984 — Seahawks, 30-24 (Milw, Oct. 21)
 1987 — Seahawks, 24-13 (S, Nov. 15)
 1990 — Seahawks, 20-14 (Milw, Dec. 9)
 1996 — Packers, 31-10 (S, Sept. 29)
 1999 — Seahawks, 27-7 (GB, Nov. 1)
 2003 — Packers, 35-13 (GB, Oct. 5)
 *Packers, 33-27 OT (GB, Jan. 4, 2004)

2005 — Packers, 23-17 (GB, Jan. 1, 2006)
 2006 — Seahawks, 34-24 (S, Nov. 27)
 2007 — **Packers, 42-20 (GB, Jan. 12, 2008)
 2008 — Packers, 27-17 (S, Oct. 12)
 2009 — Packers, 48-10 (GB, Dec. 27)
 2012 — Seahawks, 14-12 (S, Sept. 24)
 2014 — Seahawks, 36-16 (S, Sept. 4)
 +Seahawks, 28-22 OT (S, Jan. 18, 2015)
 2015 — Packers, 27-17 (GB, Sept. 20)
 2016 — Packers, 38-10 (GB, Dec. 11)
 *NFC Wild Card Playoff
 **NFC Divisional Playoff
 +NFC Championship

TAMPA BAY

1977 — Packers, 13-0 (TB, Oct. 23)
 1978 — Packers, 9-7 (GB, Oct. 29)
 Packers, 17-7 (TB, Dec. 3)
 1979 — Buccaneers, 21-10 (GB, Sept. 16)
 Buccaneers, 21-3 (TB, Oct. 21)
 1980 — Tie, 14-14 OT (TB, Oct. 12)
 Buccaneers, 20-17 (Milw, Nov. 30)
 1981 — Buccaneers, 21-10 (GB, Oct. 11)
 Buccaneers, 37-3 (TB, Nov. 22)
 1983 — Packers, 55-14 (GB, Oct. 2)
 Packers, 12-9 OT (TB, Dec. 12)
 1984 — Buccaneers, 30-27 OT (TB, Sept. 30)
 Packers, 27-14 (GB, Dec. 2)
 1985 — Packers, 21-0 (GB, Dec. 1)
 Packers, 20-17 (TB, Dec. 22)
 1986 — Packers, 31-7 (Milw, Nov. 16)
 Packers, 21-7 (TB, Dec. 14)
 1987 — Buccaneers, 23-17 (Milw, Nov. 1)
 1988 — Buccaneers, 13-10 (GB, Sept. 11)
 Buccaneers, 27-24 (TB, Oct. 2)
 1989 — Buccaneers, 23-21 (GB, Sept. 10)
 Packers, 17-16 (TB, Dec. 3)
 1990 — Buccaneers, 26-14 (TB, Oct. 14)
 Packers, 20-10 (Milw, Nov. 25)
 1991 — Packers, 15-13 (GB, Sept. 15)
 Packers, 27-0 (TB, Oct. 27)
 1992 — Buccaneers, 31-3 (TB, Sept. 13)
 Packers, 19-14 (Milw, Nov. 29)
 1993 — Packers, 37-14 (TB, Oct. 24)
 Packers, 13-10 (GB, Nov. 28)
 1994 — Packers, 30-3 (GB, Sept. 25)
 Packers, 34-19 (TB, Dec. 24)
 1995 — Packers, 35-13 (GB, Nov. 26)
 Buccaneers, 13-10 OT (TB, Dec. 10)
 1996 — Packers, 34-3 (TB, Sept. 1)
 Packers, 13-7 (GB, Oct. 27)
 1997 — Packers, 21-16 (GB, Oct. 5)
 Packers, 17-6 (TB, Dec. 7)
 *Packers, 21-7 (GB, Jan. 4, 1998)
 1998 — Packers, 23-15 (GB, Sept. 13)
 Buccaneers, 24-22 (TB, Dec. 7)
 1999 — Packers, 26-23 (GB, Oct. 10)
 Buccaneers, 29-10 (TB, Dec. 26)
 2000 — Buccaneers, 20-15 (TB, Nov. 12)
 Packers, 17-14 OT (GB, Dec. 24)
 2001 — Buccaneers, 14-10 (TB, Oct. 7)
 Packers, 21-20 (GB, Nov. 4)
 2002 — Buccaneers, 21-7 (TB, Nov. 24)
 2003 — Packers, 20-13 (TB, Nov. 16)
 2005 — Buccaneers, 17-16 (GB, Sept. 25)
 2008 — Buccaneers, 30-21 (TB, Sept. 28)
 2009 — Buccaneers, 38-28 (TB, Nov. 8)
 2011 — Packers, 35-26 (GB, Nov. 20)
 2014 — Packers, 20-3 (TB, Dec. 21)
 *NFC Divisional Playoff

TENNESSEE*

1972 — Packers, 23-10 (H, Nov. 19)
 1977 — Oilers, 16-10 (GB, Sept. 25)
 1980 — Oilers, 22-3 (GB, Dec. 14)
 1983 — Packers, 41-38 OT (H, Sept. 4)
 1986 — Oilers, 31-3 (GB, Sept. 7)
 1992 — Packers, 16-14 (H, Dec. 13)
 1998 — Packers, 30-22 (GB, Dec. 20)
 2001 — Titans, 26-20 (T, Dec. 16)
 2004 — Titans, 48-27 (GB, Oct. 11)
 2008 — Titans, 19-16 OT (T, Nov. 2)

2012 — Packers, 55-7 (GB, Dec. 23)
 2016 — Titans, 47-25 (T, Nov. 13)
 *Franchise located in Houston prior to 1997; known as Oilers prior to 1999

WASHINGTON*

1932 — Packers, 21-0 (B, Nov. 13)
 1933 — Tie, 7-7 (GB, Sept. 17)
 Redskins, 20-7 (B, Nov. 19)
 1934 — Packers, 10-0 (B, Nov. 4)
 1936 — Packers, 31-2 (GB, Oct. 11)
 Packers, 7-3 (B, Nov. 8)
 **Packers, 21-6 (N.Y., Dec. 13)
 1937 — Redskins, 14-6 (W, Nov. 28)
 1939 — Packers, 24-14 (Milw, Oct. 29)
 1941 — Packers, 22-17 (W, Nov. 30)
 1943 — Redskins, 33-7 (Milw, Oct. 17)
 1946 — Packers, 20-7 (W, Dec. 1)
 1947 — Packers, 27-10 (Milw, Oct. 19)
 1948 — Redskins, 23-7 (Milw, Oct. 24)
 1949 — Redskins, 30-0 (W, Dec. 4)
 1950 — Packers, 35-21 (Milw, Sept. 24)
 1952 — Packers, 35-20 (Milw, Oct. 5)
 1958 — Redskins, 37-21 (W, Oct. 19)
 1959 — Packers, 21-0 (GB, Nov. 22)
 1968 — Packers, 27-7 (W, Nov. 24)
 1972 — Redskins, 21-16 (W, Nov. 26)
 +Redskins, 16-3 (W, Dec. 24)
 1974 — Redskins, 17-6 (GB, Nov. 3)
 1977 — Redskins, 10-9 (W, Dec. 21)
 1979 — Redskins, 38-21 (W, Dec. 2)
 1983 — Packers, 48-47 (GB, Oct. 17)
 1986 — Redskins, 16-7 (GB, Nov. 9)
 1988 — Redskins, 20-17 (Milw, Oct. 23)
 2001 — Packers, 37-0 (GB, Sept. 24)
 2002 — Packers, 30-9 (GB, Oct. 20)
 2004 — Packers, 28-14 (W, Oct. 31)
 2007 — Packers, 17-14 (GB, Oct. 14)
 2010 — Redskins, 16-13 OT (W, Oct. 10)
 2013 — Packers, 38-20 (GB, Sept. 15)
 2015 — +Packers, 35-18 (W, Jan. 10)
 2016 — Redskins, 42-24 (W, Nov. 20)
 *Franchise located in Boston prior to 1937; known as Braves prior to 1933
 **NFL Championship
 *NFC Divisional Playoff
 +NFC Wild Card Playoff

RESULTS BY TEAM

COMMUNITY

ADMIN. & COACHES

VETERANS

DRAFT & FREE AGENTS

2016 REVIEW

PACKERS VS. NFL

LAMBEAU FIELD

MISC.

Non-league games are indicated by an asterisk (*). Beginning with 1921, the Packers' first season in the National Football League, non-league game results are not reflected in won-lost record, nor in seasonal totals of points for, points against and attendance. From 1920-71, tie games were not included in winning percentage. Overtime games are indicated by the "+" symbol. The Packers' league-high 13 NFL championship seasons are highlighted in gold.

1919 (10-1-0, .909)

| Head Coach: | Earl "Curly" Lambeau | GB | Opp | Attend |
|--------------|------------------------------|--------------|------------|------------|
| S 14 | Menominee North End A.C.... | W | 53 | 0 |
| S 21 | Marinette Northerners..... | W | 61 | 0 |
| S 28 | New London..... | W | 54 | 0 |
| O 5 | Sheboygan Company C..... | W | 87 | 0 |
| O 12 | Racine..... | W | 76 | 6 |
| O 19 | @ Ishpeming..... | W | 33 | 0 |
| O 26 | Oshkosh Professionals..... | W | 85 | 0 |
| N 2 | Milwaukee Maple Leaf A.C.... | W | 53 | 0 |
| N 9 | Chicago Chilar A.C..... | W | 46 | 0 |
| N 16 | @ Stambaugh Miners..... | W | 17 | 0 |
| N 23 | @ Beloit Professionals..... | L | 0 | 6 |
| Home: | 8-0 | Away: | 2-1 | 565 |
| | | | | 12 |

1920 (9-1-1, .900)

| Head Coach: | Earl "Curly" Lambeau | GB | Opp | Attend |
|--------------|------------------------------|--------------|------------|------------|
| S 26 | Chicago Boosters..... | T | 3 | 3 |
| O 3 | Kaukauna American Legion.... | W | 56 | 0 |
| O 10 | Stambaugh Miners..... | W | 3 | 0 |
| O 17 | Marinette Professionals..... | W | 25 | 0 |
| O 24 | De Pere..... | W | 62 | 0 |
| O 31 | Beloit Fairies..... | W | 7 | 0 |
| N 7 | Milwaukee All-Stars..... | W | 9 | 0 |
| N 14 | @ Beloit Fairies..... | L | 3 | 14 |
| N 21 | Menominee Professionals.... | W | 19 | 7 |
| N 25 | Stambaugh Miners..... | W | 14 | 0 |
| N 28 | Milwaukee Lapham A.C..... | W | 26 | 0 |
| Home: | 9-0-1 | Away: | 0-1 | 227 |
| | | | | 24 |

1921 (3-2-1, .600)

Sixth (tie), American Professional Football Assoc.

| Head Coach: | Earl "Curly" Lambeau | GB | Opp | Attend |
|--------------|-------------------------------|--------------|--------------|----------------|
| O 23 | Minneapolis Marines..... | W | 7 | 6 |
| O 30 | Rock Island Independents..... | L | 3 | 13 |
| N 6 | Evansville Crimson Giants.... | W | 43 | 6 |
| N 13 | Hammond Pros..... | W | 14 | 7 |
| N 20 | @ Chicago Cardinals..... | T | 3 | 3 |
| N 27 | @ Chicago Staleys..... | L | 0 | 20 |
| *D 4 | Racine Legion (@ Milw)..... | T | 3 | 3 |
| Home: | 3-1 | Away: | 0-1-1 | (9,000) |
| | | | | 70 |
| | | | | 55 |

1922 (4-3-3, .571)

Seventh (tie), National Football League

| Head Coach: | Earl "Curly" Lambeau | GB | Opp | Attend |
|--------------|-------------------------------|--------------|--------------|-----------------------------|
| O 1 | @ Rock Island Independents.. | L | 14 | 19 |
| O 8 | Racine Legion..... | L | 6 | 10 |
| O 15 | @ Chicago Cardinals..... | L | 3 | 16 |
| O 22 | @ Milwaukee Badgers..... | T | 0 | 0 |
| O 29 | Rock Island Independents..... | T | 0 | 0 |
| N 5 | Columbus Panhandles..... | W | 3 | 0 |
| N 12 | Minneapolis Marines..... | W | 14 | 6 |
| N 19 | @ Racine Legion..... | T | 3 | 3 |
| N 26 | Milwaukee Badgers..... | W | 13 | 0 |
| *N 30 | Duluth Kelleys..... | W | 10 | 0 |
| D 3 | Racine Legion (@ Milw)..... | W | 14 | 0 |
| Home: | 3-1-1 | Away: | 0-2-2 | (16,000) |
| | | | | 70 |
| | | | | 54 |
| | | | | Neutral: 1-0 (4,500) |

1923 (7-2-1, .778)

Third (tie), National Football League

| Head Coach: | Earl "Curly" Lambeau | GB | Opp | Attend |
|--------------|----------------------------|--------------|------------|----------------|
| S 30 | Minneapolis Marines..... | W | 12 | 0 |
| O 7 | St. Louis All-Stars..... | T | 0 | 0 |
| O 14 | Chicago Bears..... | L | 0 | 3 |
| O 21 | Milwaukee Badgers..... | W | 12 | 0 |
| O 28 | Racine Legion..... | L | 3 | 24 |
| N 4 | @ St. Louis All-Stars..... | W | 3 | 0 |
| N 11 | @ Racine Legion..... | W | 16 | 0 |
| N 18 | @ Milwaukee Badgers..... | W | 10 | 7 |
| N 25 | Duluth Kelleys..... | W | 10 | 0 |
| N 29 | Hammond Pros..... | W | 19 | 0 |
| Home: | 4-2-1 | Away: | 3-0 | (9,650) |
| | | | | 85 |
| | | | | 34 |

1924 (7-4-0, .636)

Sixth, National Football League

| Head Coach: | Earl "Curly" Lambeau | GB | Opp | Attend |
|--------------|--------------------------|-----------------|--------------|-----------------|
| S 28 | @ Duluth Kelleys..... | L | 3 | 6 |
| O 5 | @ Chicago Cardinals..... | L | 0 | 3 |
| O 12 | Kansas City Blues..... | W | 16 | 0 |
| O 19 | Milwaukee Badgers..... | W | 17 | 0 |
| O 26 | Minneapolis Marines..... | W | 19 | 0 |
| N 2 | Racine Legion..... | W | 6 | 3 |
| N 9 | Duluth Kelleys..... | W | 13 | 0 |
| N 16 | @ Milwaukee Badgers..... | W | 17 | 10 |
| N 23 | @ Chicago Bears..... | L | 0 | 3 |
| N 27 | @ Kansas City Blues..... | W | 17 | 6 |
| N 30 | @ Racine Legion..... | L | 0 | 7 |
| | | | 108 | 38 |
| Home: | 5-0 | (16,150) | Away: | 2-4 |
| | | | | (18,594) |
| | | | | 34,744 |

1925 (8-5-0, .615)

Ninth, National Football League

| Head Coach: | Earl "Curly" Lambeau | GB | Opp | Attend |
|--------------|--------------------------------|-----------------|--------------|-----------------|
| S 20 | Hammond Pros..... | W | 14 | 0 |
| S 27 | Chicago Bears..... | W | 14 | 10 |
| O 4 | @ Rock Island Independents.. | L | 0 | 3 |
| O 11 | Milwaukee Badgers..... | W | 31 | 0 |
| O 18 | Rock Island Independents..... | W | 20 | 0 |
| O 25 | Rochester Jeffersons..... | W | 33 | 13 |
| N 1 | @ Milwaukee Badgers..... | W | 6 | 0 |
| N 8 | @ Chicago Cardinals..... | L | 6 | 9 |
| N 15 | Dayton Triangles..... | W | 7 | 0 |
| N 22 | @ Chicago Bears..... | L | 0 | 21 |
| N 26 | @ Pottsville Maroons..... | L | 0 | 31 |
| N 28 | @ Frankford Yellow Jackets...L | W | 7 | 13 |
| D 6 | @ Providence Steam Roller.. | W | 13 | 10 |
| | | | 151 | 110 |
| Home: | 6-0 | (21,389) | Away: | 2-5 |
| | | | | (38,698) |
| | | | | 60,087 |

1926 (7-3-3, .700)

Fifth, National Football League

| Head Coach: | Earl "Curly" Lambeau | GB | Opp | Attend |
|--------------|--------------------------------|--------------|--------------|-----------------|
| S 19 | Detroit Panthers..... | W | 21 | 0 |
| S 26 | Chicago Bears..... | T | 6 | 6 |
| O 3 | Duluth Eskimos..... | T | 0 | 0 |
| O 10 | Chicago Cardinals..... | L | 7 | 13 |
| O 17 | Milwaukee Badgers..... | W | 7 | 0 |
| O 24 | Racine Tornadoes..... | W | 35 | 0 |
| O 31 | @ Chicago Cardinals..... | W | 3 | 0 |
| N 7 | @ Milwaukee Badgers..... | W | 21 | 0 |
| N 14 | Louisville Colonels..... | W | 14 | 0 |
| N 21 | @ Chicago Bears..... | L | 13 | 19 |
| N 25 | @ Frankford Yellow Jackets...L | 14 | 20 | 10,000 |
| N 28 | @ Detroit Panthers..... | W | 7 | 0 |
| D 19 | @ Chicago Bears..... | T | 3 | 3 |
| Home: | 4-1-2 | Away: | 3-2-1 | (35,300) |
| | | | | 151 |
| | | | | 61 |

1927 (7-2-1, .778)

Second, National Football League

| Head Coach: | Earl "Curly" Lambeau | GB | Opp | Attend | |
|-------------|------------------------------|----|-----|--------|--------|
| S 18 | Dayton Triangles..... | W | 14 | 0 | 3,600 |
| S 25 | Cleveland Bulldogs..... | W | 12 | 7 | 4,500 |
| O 2 | Chicago Bears..... | L | 6 | 7 | 5,500 |
| O 9 | Duluth Eskimos..... | W | 20 | 0 | 4,000 |
| O 16 | Chicago Cardinals..... | W | 13 | 0 | 4,500 |
| O 23 | New York Yankees..... | W | 13 | 0 | 11,000 |
| *O 30 | @ Milwaukee Eagles..... | W | 22 | 7 | 2,700 |
| N 6 | @ Chicago Cardinals..... | T | 6 | 6 | 3,500 |
| N 13 | Dayton Triangles..... | W | 6 | 0 | 2,500 |
| N 20 | @ Chicago Bears..... | L | 6 | 14 | 6,000 |
| N 24 | @ Frankford Yellow Jackets.. | W | 17 | 9 | 9,000 |
| | | | 113 | 43 | 54,100 |

Home: 6-1 (35,600) Away: 1-1-1 (18,500)

1928 (6-4-3, .600)

Fourth, National Football League

| Head Coach: | Earl "Curly" Lambeau | GB | Opp | Attend | |
|-------------|--------------------------------|----|-----|--------|--------|
| S 23 | Frankford Yellow Jackets..... | L | 9 | 19 | 6,500 |
| S 30 | Chicago Bears..... | T | 12 | 12 | 8,500 |
| O 7 | New York Giants..... | L | 0 | 6 | 7,000 |
| O 14 | Chicago Cardinals..... | W | 20 | 0 | 4,200 |
| O 21 | @ Chicago Bears..... | W | 16 | 6 | 15,000 |
| O 28 | Dayton Triangles..... | W | 17 | 0 | 3,100 |
| N 4 | Pottsville Maroons..... | W | 26 | 14 | 5,000 |
| N 11 | New York Yankees..... | T | 0 | 0 | 5,000 |
| N 18 | @ New York Giants..... | W | 7 | 0 | 12,000 |
| N 25 | @ Pottsville Maroons..... | L | 0 | 26 | 1,600 |
| N 29 | @ Frankford Yellow Jackets.... | L | 0 | 2 | 8,000 |
| D 2 | @ Providence Steam Roller.... | T | 7 | 7 | 9,000 |
| D 9 | @ Chicago Bears..... | W | 6 | 0 | 14,000 |
| | | | 120 | 92 | 98,900 |

Home: 3-2-2 (39,300) Away: 3-2-1 (59,600)

1929 (12-0-1, 1.000)

First, National Football League

| Head Coach: | Earl "Curly" Lambeau | GB | Opp | Attend | |
|-------------|--------------------------------|----|-----|--------|---------|
| S 22 | Dayton Triangles..... | W | 9 | 0 | 5,000 |
| S 29 | Chicago Bears..... | W | 23 | 0 | 13,000 |
| O 6 | Chicago Cardinals..... | W | 9 | 2 | 6,000 |
| O 13 | Frankford Yellow Jackets..... | W | 14 | 2 | 9,000 |
| O 20 | Minneapolis Red Jackets..... | W | 24 | 0 | 6,000 |
| O 27 | @ Chicago Cardinals..... | W | 7 | 6 | 8,000 |
| N 3 | @ Minneapolis Red Jackets.... | W | 16 | 6 | 3,000 |
| N 10 | @ Chicago Bears..... | W | 14 | 0 | 13,000 |
| N 17 | @ Chicago Cardinals..... | W | 12 | 0 | 10,000 |
| N 24 | @ New York Giants..... | W | 20 | 6 | 25,000 |
| N 28 | @ Frankford Yellow Jackets.... | T | 0 | 0 | 8,500 |
| D 1 | @ Providence Steam Roller.... | W | 25 | 0 | 6,500 |
| D 8 | @ Chicago Bears..... | W | 25 | 0 | 6,000 |
| *D 15 | @ Memphis Tigers..... | L | 6 | 16 | |
| | | | 198 | 22 | 119,000 |

Home: 5-0 (39,000) Away: 7-0-1 (80,000)

1930 (10-3-1, .769)

First, National Football League

| Head Coach: | Earl "Curly" Lambeau | GB | Opp | Attend | |
|-------------|-------------------------------|----|-----|--------|--------|
| S 21 | Chicago Cardinals..... | W | 14 | 0 | 8,000 |
| S 28 | Chicago Bears..... | W | 7 | 0 | 10,000 |
| O 5 | New York Giants..... | W | 14 | 7 | 11,000 |
| O 12 | Frankford Yellow Jackets..... | W | 27 | 12 | 8,000 |
| O 19 | @ Minneapolis Red Jackets.. | W | 13 | 0 | |
| O 26 | Minneapolis Red Jackets..... | W | 19 | 0 | 6,000 |
| N 2 | Portsmouth Spartans..... | W | 47 | 13 | 7,500 |
| N 9 | @ Chicago Bears..... | W | 13 | 12 | 22,000 |
| N 16 | @ Chicago Cardinals..... | L | 6 | 13 | 12,000 |
| N 23 | @ New York Giants..... | L | 6 | 13 | 37,000 |
| N 27 | @ Frankford Yellow Jackets.. | W | 25 | 7 | 5,000 |
| N 30 | @ Staten Island Stapletons... | W | 37 | 7 | 9,500 |
| D 7 | @ Chicago Bears..... | L | 0 | 21 | 20,000 |
| D 14 | @ Portsmouth Spartans..... | T | 6 | 6 | 4,500 |

Home: 6-0 (50,500) Away: 4-3-1 234 111

1931 (12-2-0, .857)

First, National Football League

| Head Coach: | Earl "Curly" Lambeau | GB | Opp | Attend | |
|-------------|-------------------------------|----|-----|--------|--------|
| S 13 | Cleveland Indians..... | W | 26 | 0 | 5,000 |
| S 20 | Brooklyn Dodgers..... | W | 32 | 6 | 7,000 |
| S 27 | Chicago Bears..... | W | 7 | 0 | 13,500 |
| O 4 | New York Giants..... | W | 27 | 7 | 14,000 |
| O 11 | Chicago Cardinals..... | W | 26 | 7 | 8,000 |
| O 18 | Frankford Yellow Jackets..... | W | 15 | 0 | 6,000 |
| O 25 | Providence Steam Roller..... | W | 48 | 20 | |
| N 1 | @ Chicago Bears..... | W | 6 | 2 | 30,000 |
| N 8 | Staten Island Stapletons..... | W | 26 | 0 | 7,000 |
| N 15 | @ Chicago Cardinals..... | L | 13 | 21 | 8,000 |
| N 22 | @ New York Giants..... | W | 14 | 10 | 35,000 |
| N 26 | @ Providence Steam Roller.. | W | 38 | 7 | 5,000 |
| N 29 | @ Brooklyn Dodgers..... | W | 7 | 0 | 10,000 |
| D 6 | @ Chicago Bears..... | L | 6 | 7 | 18,000 |

Home: 8-0 Away: 4-2 (106,000) 291 87

1932 (10-3-1, .769)

Second, National Football League

| Head Coach: | Earl "Curly" Lambeau | GB | Opp | Attend | |
|-------------|-------------------------------|----|-----|--------|--------|
| S 18 | Chicago Cardinals..... | W | 15 | 7 | 3,500 |
| S 25 | Chicago Bears..... | T | 0 | 0 | 13,000 |
| O 2 | New York Giants..... | W | 13 | 0 | 5,500 |
| O 9 | Portsmouth Spartans..... | W | 15 | 10 | 5,500 |
| O 16 | @ Chicago Bears..... | W | 2 | 0 | 17,500 |
| O 23 | Brooklyn Dodgers..... | W | 13 | 0 | 5,000 |
| O 30 | Staten Island Stapletons..... | W | 26 | 0 | |
| N 6 | @ Chicago Cardinals..... | W | 19 | 9 | 8,323 |
| N 13 | @ Boston Braves..... | W | 21 | 0 | 16,500 |
| N 20 | @ New York Giants..... | L | 0 | 6 | 17,000 |
| N 24 | @ Brooklyn Dodgers..... | W | 7 | 0 | 17,000 |
| N 27 | @ Staten Island Stapletons... | W | 21 | 3 | 3,500 |
| D 4 | @ Portsmouth Spartans..... | L | 0 | 19 | 10,000 |
| D 11 | @ Chicago Bears..... | L | 0 | 9 | 5,000 |

Home: 5-0-1 Away: 5-3 (94,823) 152 63

1933 (5-7-1, .417)

Third, Western Division

First season home games also played in Milwaukee

| Head Coach: | Earl "Curly" Lambeau | GB | Opp | Attend | |
|-------------|-------------------------------|----|-----|--------|---------|
| S 17 | Boston Redskins (GB)..... | T | 7 | 7 | 5,000 |
| S 24 | Chicago Bears (GB)..... | L | 7 | 14 | 12,000 |
| O 1 | New York Giants (Milw)..... | L | 7 | 10 | 12,467 |
| O 8 | Portsmouth Spartans (GB).... | W | 17 | 0 | 5,200 |
| O 15 | Pittsburgh Pirates (GB)..... | W | 47 | 0 | 4,000 |
| O 22 | @ Chicago Bears..... | L | 7 | 10 | 19,000 |
| O 29 | Philadelphia Eagles (GB)..... | W | 35 | 9 | 3,007 |
| N 5 | @ Chicago Cardinals..... | W | 14 | 6 | 5,000 |
| N 12 | @ Portsmouth Spartans..... | L | 0 | 7 | 7,500 |
| N 19 | @ Boston Redskins..... | L | 7 | 20 | 16,399 |
| N 26 | @ New York Giants..... | L | 6 | 17 | 17,000 |
| *N 30 | @ Staten Island Stapletons... | W | 21 | 0 | 3,000 |
| D 3 | @ Philadelphia Eagles..... | W | 10 | 0 | 9,500 |
| D 10 | @ Chicago Bears..... | L | 6 | 7 | 7,000 |
| | | | 170 | 107 | 123,073 |

Home: 3-2-1 (41,674) Away: 2-5 (81,399)

1934 (7-6-0, .538)

Third, Western Division

| Head Coach: | Earl "Curly" Lambeau | GB | Opp | Attend |
|------------------------------------|----------------------|-----|-----|---------|
| S 16 Philadelphia Eagles (GB)..... | W | 19 | 6 | 5,000 |
| S 23 Chicago Bears (GB)..... | L | 10 | 24 | 13,500 |
| S 30 New York Giants (Milw)..... | W | 20 | 6 | 11,000 |
| O 7 Detroit Lions (GB)..... | L | 0 | 3 | 7,500 |
| O 14 Cincinnati Reds (GB)..... | W | 41 | 0 | 3,000 |
| O 21 Chicago Cardinals (GB)..... | W | 15 | 0 | 4,000 |
| O 28 @ Chicago Bears..... | L | 14 | 27 | 11,000 |
| N 4 @ Boston Redskins..... | W | 10 | 0 | 23,722 |
| N 11 @ New York Giants..... | L | 3 | 17 | 22,000 |
| N 18 Chicago Cardinals (Milw)..... | L | 0 | 9 | 3,000 |
| N 25 @ Detroit Lions..... | W | 3 | 0 | 12,000 |
| N 29 @ Chicago Cardinals..... | L | 0 | 6 | 1,738 |
| D 4 @ St. Louis Gunners..... | W | 21 | 14 | 6,300 |
| | | 156 | 112 | 123,760 |

Home: 4-3 (47,000) Away: 3-3 (76,760)

1935 (8-4-0, .667)

Second, Western Division

| Head Coach: | Earl "Curly" Lambeau | GB | Opp | Attend |
|------------------------------------|----------------------|-----|-----|---------|
| S 15 Chicago Cardinals (GB)..... | L | 6 | 7 | 10,000 |
| S 22 Chicago Bears (GB)..... | W | 7 | 0 | 13,600 |
| S 29 New York Giants (GB)..... | W | 16 | 7 | 10,000 |
| O 6 Pittsburgh Pirates (GB)..... | W | 27 | 0 | 5,000 |
| O 13 Chicago Cardinals (Milw)..... | L | 0 | 3 | 13,000 |
| O 20 Detroit Lions (Milw)..... | W | 13 | 9 | 9,500 |
| O 27 @ Chicago Bears..... | W | 17 | 14 | 29,386 |
| N 10 Detroit Lions (GB)..... | W | 31 | 7 | 12,000 |
| N 17 @ Detroit Lions..... | L | 10 | 20 | 12,500 |
| N 24 @ Pittsburgh Pirates..... | W | 34 | 14 | 12,902 |
| N 28 @ Chicago Cardinals..... | L | 7 | 9 | 7,500 |
| D 8 @ Philadelphia Eagles..... | W | 13 | 6 | 4,000 |
| | | 181 | 96 | 139,388 |

Home: 5-2 (73,100) Away: 3-2 (66,288)

1936 (10-1-1, .909)

First, Western Division

| Head Coach: | Earl "Curly" Lambeau | GB | Opp | Attend |
|-------------------------------------|----------------------|-----|-----|---------|
| S 13 Chicago Cardinals (GB)..... | W | 10 | 7 | 8,900 |
| S 20 Chicago Bears (GB)..... | L | 3 | 30 | 14,312 |
| O 4 Chicago Cardinals (Milw)..... | W | 24 | 0 | 11,000 |
| O 11 Boston Redskins (GB)..... | W | 31 | 2 | 6,100 |
| O 18 Detroit Lions (GB)..... | W | 20 | 18 | 13,500 |
| O 25 Pittsburgh Pirates (Milw)..... | W | 42 | 10 | 10,000 |
| N 1 @ Chicago Bears..... | W | 21 | 10 | 31,346 |
| N 8 @ Boston Redskins..... | W | 7 | 3 | 11,220 |
| N 15 @ Brooklyn Dodgers..... | W | 38 | 7 | 25,325 |
| N 22 @ New York Giants..... | W | 26 | 14 | 20,000 |
| N 29 @ Detroit Lions..... | W | 26 | 17 | 22,000 |
| D 6 @ Chicago Cardinals..... | T | 0 | 0 | 4,793 |
| | | 248 | 118 | 178,496 |

Home: 5-1 (63,812) Away: 5-0-1 (114,684)

| NFL Championship | GB | Opp | Attend | |
|--------------------------------------|----|-----|--------|--------|
| D 13 Boston Redskins (@ New York) .. | W | 21 | 6 | 29,545 |

| Western Tour | GB | Opp | Attend | |
|---|----|-----|--------|--------|
| * J 1 Brooklyn Dodgers (@ Denver) .. | W | 21 | 13 | 6,000 |
| * J 10 Salinas Icebergs (@ San Fran.) .. | W | 42 | 7 | 2,500 |
| * J 17 @ Los Angeles Bulldogs | W | 49 | 0 | 12,000 |
| * J 24 Chicago Gunners (@ Los Angeles) .. | T | 20 | 20 | 10,000 |
| * J 31 Chicago Bears (@ Los Angeles) .. | W | 17 | 14 | 12,000 |

1937 (7-4-0, .636)

Second (tie), Western Division

| Head Coach: | Earl "Curly" Lambeau | GB | Opp | Attend |
|-------------------------------------|----------------------|-----|-----|---------|
| S 12 Chicago Cardinals (GB)..... | L | 7 | 14 | 10,000 |
| S 19 Chicago Bears (GB)..... | L | 2 | 14 | 16,658 |
| O 3 Detroit Lions (GB)..... | W | 26 | 6 | 17,553 |
| O 10 Chicago Cardinals (Milw)..... | W | 34 | 13 | 16,181 |
| O 17 @ Cleveland Rams..... | W | 35 | 10 | 12,100 |
| O 24 Cleveland Rams (GB)..... | W | 35 | 7 | 8,600 |
| O 31 @ Detroit Lions..... | W | 14 | 13 | 21,311 |
| N 7 @ Chicago Bears..... | W | 24 | 14 | 44,977 |
| N 14 Philadelphia Eagles (Milw).... | W | 37 | 7 | 13,340 |
| N 21 @ New York Giants..... | L | 0 | 10 | 38,965 |
| N 28 @ Washington Redskins..... | L | 6 | 14 | 30,000 |
| | | 220 | 122 | 229,685 |

Home: 4-2 (82,332) Away: 3-2 (147,353)

1938 (8-3-0, .727)

First, Western Division

| Head Coach: | Earl "Curly" Lambeau | GB | Opp | Attend |
|------------------------------------|----------------------|-----|-----|---------|
| S 11 Cleveland Rams (GB)..... | W | 26 | 17 | 8,247 |
| S 18 Chicago Bears (GB)..... | L | 0 | 2 | 15,172 |
| S 25 Chicago Cardinals (Milw).... | W | 28 | 7 | 18,000 |
| S 28 Chicago Cardinals (@ Buff.).. | W | 24 | 22 | 10,678 |
| O 9 Detroit Lions (GB)..... | L | 7 | 17 | 21,968 |
| O 16 Brooklyn Dodgers (Milw).... | W | 35 | 7 | 11,892 |
| O 23 Pittsburgh Pirates (GB)..... | W | 20 | 0 | 12,142 |
| O 30 @ Cleveland Rams..... | W | 28 | 7 | 18,843 |
| N 6 @ Chicago Bears..... | W | 24 | 17 | 40,208 |
| N 13 @ Detroit Lions..... | W | 28 | 7 | 45,139 |
| N 20 @ New York Giants..... | L | 3 | 15 | 48,279 |
| | | 223 | 118 | 250,568 |

Home: 4-2 (87,421) Away: 3-1 (152,469)

Neutral: 1-0 (10,678)

| NFL Championship | GB | Opp | Attend | |
|-----------------------------|----|-----|--------|--------|
| D 11 @ New York Giants..... | L | 17 | 23 | 48,120 |

1939 (9-2-0, .818)

First, Western Division

| Head Coach: | Earl "Curly" Lambeau | GB | Opp | Attend |
|------------------------------------|----------------------|-----|-----|---------|
| S 17 Chicago Cardinals (GB)..... | W | 14 | 10 | 11,792 |
| S 24 Chicago Bears (GB)..... | W | 21 | 16 | 19,192 |
| O 1 Cleveland Rams (GB)..... | L | 24 | 27 | 9,988 |
| O 8 Chicago Cardinals (Milw).... | W | 27 | 20 | 18,965 |
| * O 15 @ St. Louis Gunners..... | W | 31 | 0 | 11,000 |
| O 22 Detroit Lions (GB)..... | W | 26 | 7 | 22,558 |
| O 29 Washington Redskins (Milw) .. | W | 24 | 14 | 24,308 |
| N 5 @ Chicago Bears..... | L | 27 | 30 | 40,537 |
| N 12 @ Philadelphia Eagles..... | W | 23 | 16 | 23,862 |
| N 19 @ Brooklyn Dodgers..... | W | 28 | 0 | 19,843 |
| N 26 @ Cleveland Rams..... | W | 7 | 6 | 30,691 |
| D 3 @ Detroit Lions..... | W | 12 | 7 | 30,699 |
| | | 233 | 153 | 252,435 |

Home: 5-1 (106,803) Away: 4-1 (145,632)

| NFL Championship | GB | Opp | Attend | |
|----------------------------------|----|-----|--------|--------|
| D 10 New York Giants (Milw)..... | W | 27 | 0 | 32,279 |

| Pro Bowl | GB | Opp | Attend | |
|---|----|-----|--------|--------|
| * J 14 NFL All-Stars (@ Los Angeles) .. | W | 16 | 7 | 18,000 |

VINCE LOMBARDI TROPHY

The Vince Lombardi Trophy, given annually to the Super Bowl champion, was renamed in honor of the former Packers coach shortly after his death in 1970, before Super Bowl V.

The gesture, made by commissioner Pete Rozelle, was arguably the greatest tribute in NFL history.

Each trophy, molded and customized every year, is sterling silver and takes 72 man-hours for Tiffany & Company to handcraft in Parsippany, N.J. Three concave sides form a pyramid, which supports a life-size, regulation football. The icon is 22 inches tall, weighs 7 pounds and is valued at more than \$10,000. Former Tiffany VP of design Oscar Riedener first sketched the trophy on a napkin in 1966.



Head Coach: Earl "Curly" Lambeau

| | | | | | | |
|------|----------------------------|--------|----|----|--------|-----|
| S 15 | Philadelphia Eagles (GB) |W | 27 | 20 | 11,657 | CIS |
| S 22 | Chicago Bears (GB) |L | 10 | 41 | 22,557 | CIS |
| S 29 | Chicago Cardinals (Milw) |W | 31 | 6 | 20,234 | SFP |
| O 13 | Cleveland Rams (GB) |W | 31 | 14 | 16,299 | CIS |
| O 20 | Detroit Lions (GB) |L | 14 | 23 | 21,001 | CIS |
| O 27 | Pittsburgh Steelers (Milw) |W | 24 | 3 | 13,703 | SFP |
| N 3 | @ Chicago Bears |L | 7 | 14 | 45,434 | WF |
| N 10 | @ Chicago Cardinals |W | 28 | 7 | 11,364 | CoP |
| N 17 | @ New York Giants |L | 3 | 7 | 28,262 | PG |
| N 24 | @ Detroit Lions |W | 50 | 7 | 26,019 | BrS |
| D 1 | @ Cleveland Rams |T | 13 | 13 | 16,249 | CMS |

| | | | |
|-----------|------------|---------------|-------------|
| GB | Opp | Attend | Site |
| 238 | 155 | 232,779 | |

| | | | | | | | | |
|------------------|-----------|-----------|-----------|-----------|--------------|--------------|----------|------------|
| Scoring | TD | Ru | Pa | Rt | PAT | FG | S | PTS |
| Hutson | 7 | 0 | 7 | 0 | 15/16 | 0/0 | 0 | 57 |
| Hinkle | 3 | 2 | 1 | 0 | 3/3 | 9/14 | 0 | 48 |
| Mulleneaux | 7 | 0 | 6 | 1 | | | 0 | 42 |
| Isbell | 4 | 4 | 0 | 0 | | | 0 | 24 |
| Uram | 3 | 1 | 2 | 0 | 1/1 | 0/0 | 0 | 19 |
| *Adkins | 2 | 0 | 1 | 1 | 1/2 | 0/1 | 0 | 13 |
| Jankowski | 2 | 2 | 0 | 0 | | | 0 | 12 |
| Engebretsen | 0 | 0 | 0 | 0 | 8/8 | 1/5 | 0 | 11 |
| Balasz | 1 | 1 | 0 | 0 | | | 0 | 6 |
| Laws | 1 | 0 | 1 | 0 | | | 0 | 6 |
| Packers | 30 | 10 | 18 | 2 | 28/30 | 10/20 | 0 | 238 |
| Opponents | 22 | 9 | 9 | 4 | 17/21 | 2/3 | 0 | 155 |

Home: 4-2 (105,451) Away: 2-2-1 (127,328)

| | | |
|--------------------------|---------|---------|
| Total First Downs | 154 | 120 |
| Rushing | 82 | 61 |
| Passing | 66 | 53 |
| Penalty | 6 | 6 |
| Total Net Yards | 3400 | 2532 |
| Avg. Per Game | 309.1 | 230.2 |
| Total Plays | 746 | 639 |
| Avg. Per Play | 4.6 | 4.0 |
| Net Yards Rushing | 1604 | 1040 |
| Avg. Per Game | 145.8 | 94.5 |
| Total Rushes | 463 | 387 |
| Net Yards Passing | 1796 | 1492 |
| Avg. Per Game | 163.3 | 135.6 |
| Gross Yards | 1796 | 1492 |
| Att./Completions | 283/118 | 252/98 |
| Completion Pct. | 41.7 | 38.9 |
| Had Intercepted | 26 | 40 |
| Punts/Average | 57/37.4 | 76/39.5 |
| Penalty Yards | 295 | 342 |
| Fumbles/Ball Lost | 21/13 | 15/7 |
| Touchdowns | 30 | 22 |
| Rushing | 10 | 9 |
| Passing | 18 | 9 |
| Returns | 2 | 4 |

| | | | | | | |
|-------------------|-----------|-----------|-----------|-----------|-----------|------------|
| By Quarter | Q1 | Q2 | Q3 | Q4 | OT | Pts |
| Packers | 74 | 52 | 44 | 68 | 0 | 238 |
| Opponents | 24 | 54 | 36 | 41 | 0 | 155 |

Primary Starters

| | |
|-----|------------------|
| LE | D.Hutson |
| | H.Jacunski |
| LT | B.Ray |
| LG | R.Letlow |
| C | C.Brock (4) |
| | G.Svendsen (4) |
| | T.Greenfield (3) |
| RG | C.Goldenberg |
| RT | B.Lee |
| RE | *R.Riddick |
| | C.Mulleneaux |
| QB | L.Craig |
| | *B.Adkins |
| LHB | A.Uram |
| | C.Isbell |
| RHB | A.Herber (3) |
| | *L.Brock (4) |
| FB | C.Hinkle |

| | | | | | |
|------------------|------------|-------------|------------|-------------|-----------|
| Rushing | No | Yds | Avg | Long | TD |
| Hinkle | 109 | 383 | 3.5 | 31 | 2 |
| Uram | 71 | 270 | 3.8 | | 1 |
| Isbell | 97 | 270 | 2.8 | | 4 |
| Jankowski | 48 | 211 | 4.4 | | 2 |
| *Van Every | 38 | 154 | 4.1 | | 0 |
| Buhler | 36 | 118 | 3.3 | | 0 |
| Balasz | 25 | 107 | 4.3 | | 1 |
| *L.Brock | 18 | 60 | 3.3 | 5 | 0 |
| Laws | 7 | 21 | 3.0 | | 0 |
| Feathers | 4 | 19 | 4.8 | | 0 |
| Craig | 3 | 9 | 3.0 | | 0 |
| *Adkins | 1 | 5 | 5.0 | 5 | 0 |
| Herber | 6 | -23 | -3.8 | | 0 |
| Packers | 463 | 1604 | 3.5 | | 10 |
| Opponents | 387 | 1040 | 2.7 | | 9 |

| | | | | | | |
|---------------------|----------|----------|----------|-------------|------------|------------|
| Western Div. | W | L | T | Pct | Pts | QP |
| Chi. Bears | 8 | 3 | 0 | .727 | 238 | 152 |
| Green Bay | 6 | 4 | 1 | .600 | 238 | 155 |
| Detroit | 5 | 5 | 1 | .500 | 138 | 153 |
| Cleveland | 4 | 6 | 1 | .400 | 171 | 191 |
| Chi. Cardinals | 2 | 7 | 2 | .222 | 139 | 222 |

| | | | | | |
|------------------|------------|-------------|-------------|-------------|-----------|
| Receiving | No | Yds | Avg | Long | TD |
| Hutson | 45 | 664 | 14.8 | 36t | 7 |
| Mulleneaux | 16 | 288 | 18.0 | | 6 |
| *Riddick | 11 | 148 | 13.5 | | 0 |
| Uram | 10 | 188 | 18.8 | | 2 |
| Craig | 6 | 67 | 11.2 | | 0 |
| *L.Brock | 5 | 97 | 19.4 | | 1 |
| Laws | 5 | 60 | 12.0 | | 1 |
| *Adkins | 4 | 73 | 18.3 | | 1 |
| *Van Every | 4 | 41 | 10.3 | | 0 |
| Hinkle | 4 | 28 | 7.0 | | 1 |
| *Evans | 2 | 40 | 20.0 | | 0 |
| Jacunski | 2 | 29 | 14.5 | | 0 |
| Weisgerber | 1 | 37 | 37.0 | 37 | 0 |
| Berry | 1 | 17 | 17.0 | 17 | 0 |
| Gantenbein | 1 | 12 | 12.0 | 12 | 0 |
| Balasz | 1 | 7 | 7.0 | 7 | 0 |
| Packers | 118 | 1796 | 15.2 | | 18 |
| Opponents | 98 | 1492 | 15.2 | | 9 |

| | | | | | |
|----------------------|------------|------------|-------------|-------------|-----------|
| Interceptions | No | Yds | Avg | Long | TD |
| Hutson | 6 | 24 | 4.0 | | 0 |
| *L.Brock | 5 | 116 | 23.2 | | 0 |
| Weisgerber | 4 | 51 | 12.8 | | 0 |
| *Van Every | 3 | 30 | 10.0 | | 0 |
| Uram | 3 | 27 | 9.0 | | 0 |
| C.Brock | 3 | 7 | 2.3 | | 0 |
| 0 | Buhler | 2 | 58 | 29.0 | 0 |
| *Adkins | 2 | 35 | 17.5 | | 1 |
| 1 | Isbell | 2 | 14 | 7.0 | 0 |
| 2 | Hinkle | 2 | 11 | 5.5 | 0 |
| 0 | Herber | 2 | 0 | 0.0 | 0 |
| 0 | Lee | 1 | 14 | 14.0 | 14 |
| 0 | Balasz | 1 | 11 | 11.0 | 11 |
| 0 | Svendsen | 1 | 6 | 6.0 | 6 |
| 0 | Goldenberg | 1 | 5 | 5.0 | 5 |
| 0 | Greenfield | 1 | 5 | 5.0 | 5 |
| 0 | Craig | 1 | 0 | 0.0 | 0 |
| Packers | 40 | 414 | 10.4 | | 1 |
| Opponents | 26 | 290 | 11.2 | | 1 |

| | | | | | | | |
|------------------|-----------|-------------|-------------|-----------|-----------|-----------|----------|
| Punting | No | Yds | Avg | TD | In | Lg | B |
| Hinkle | 22 | 819 | 37.2 | | - | 59 | 0 |
| *Van Every | 17 | 620 | 36.5 | | - | 50 | - |
| Herber | 13 | 504 | 38.8 | | - | 55 | - |
| *L.Brock | 3 | 125 | 41.7 | | - | 52 | - |
| Isbell | 2 | 63 | 31.5 | | - | 37 | - |
| Packers | 57 | 2131 | 37.4 | | - | 59 | - |
| Opponents | 76 | 3004 | 39.5 | | - | 75 | - |

| | | | | | | |
|---------------------|------------|-----------|------------|------------|-------------|-----------|
| Punt Returns | Ret | FC | Yds | Avg | Long | TD |
| Packers | 376 | - | 494 | 6.5 | - | 0 |
| Opponents | 57 | - | 231 | 4.1 | - | 0 |

| | | | | | |
|------------------------|-----------|-------------|-------------|-------------|-----------|
| Kickoff Returns | No | Yds | Avg | Long | TD |
| Packers | 11 | 410 | 37.3 | - | 0 |
| Opponents | 13 | 1050 | 80.8 | - | 2 |

| | | | | | | | | | | | | | |
|------------------|------------|------------|-------------|-------------|----------------|-----------|------------|------------|-------------|-----------|------------|------------|-------------|
| Passing | Att | Cmp | Yds | Cmp% | Yds/Att | TD | TD% | Int | Int% | LG | Sck | Yds | Rtnq |
| Isbell | 150 | 68 | 1037 | 45.3 | 6.91 | 8 | 5.3 | 12 | 8.0 | - | - | - | 53.1 |
| Herber | 89 | 38 | 560 | 42.7 | 6.29 | 6 | 6.7 | 7 | 7.9 | - | - | - | 53.6 |
| *Van Every | 41 | 12 | 199 | 29.3 | 4.85 | 4 | 9.8 | 6 | 14.6 | - | - | - | 40.2 |
| *L.Brock | 2 | 0 | 0 | 0.0 | 0.00 | 0 | 0.0 | 0 | 0.0 | - | - | - | 39.6 |
| Balasz | 1 | 0 | 0 | 0.0 | 0.00 | 0 | 0.0 | 1 | 100.0 | - | - | - | 0.0 |
| Packers | 283 | 118 | 1796 | 41.7 | 6.35 | 18 | 6.4 | 26 | 9.2 | - | - | - | 46.2 |
| Opponents | 252 | 98 | 1492 | 38.9 | 5.92 | 9 | 3.6 | 40 | 15.9 | - | - | - | 31.5 |

STADIUM ABBREVIATIONS, A-L

| | | | | |
|--------------------------------|-----------------------------------|------------------------------|-------------------------------|---------------------------------|
| 3CP.....3Com Park, SF | CF.....Cinergy Field, Cin. | DS.....Dolphin S., Miami | FxF...FedEx Field, Maryland | KS.....Kezar S., San Fran. |
| AC...Adelphia C., Nashville | CIS...new City S., Green Bay | EBF...EverBank Field, Jax. | GD...Georgia Dome, Atlanta | LAC.....Memorial Col., LA |
| AD...Astrodome, Houston | CMS...Municipal S., Cle. | EF...Ebbets Field, Brooklyn | GIS...Gillette S., Foxboro | LF.....Lambeau Field, GB |
| ALS.....ALTEL S., Jax | COMS...Commie Mack S., Phi. | EJ...Edward Jones D., StL | GRS...Griffith S., Washington | LF...Lincoln Financial F., Phi. |
| AR...Arrowhead S., KC | COP...Comiskey P., Chicago | ES...Ericsson S., Charlotte | GS...Giants Stadium, NJ | LFS...Lakefront S., Kenosha |
| ATS.....AT&T S., Arlington | COs...County S., Milwaukee | FCS...Fulton Co. S., Atlanta | HD...Hoosier Dome, Ind. | LP...League Park, Cleveland |
| BAS...Bank of America S., Bar. | CTS...old City S., Green Bay | FdF...Ford Field, Detroit | HS...Houlihan's S., Tampa | LSD...La. Superdome, NO |
| BMS.....Memorial S., Chal. | CMS...Candlestick Park, SF | FoF...Forbes Field, Pit. | IF...INVESCO Field, Denver |(M-Z on page 116) |
| BRs.....Briggs S., Detroit | CS...Cowboys S., Arlington | FP...Fenway Park, Boston | JMS...Jack Murphy S., MI | |
| BuS...Busch Stadium, StL | DAC...D. at America's Center, StL | FrF...Franklin Field, Phi. | JRS...Joe Robbie S., Miami | |
| CB...Cotton Bowl, Dallas | DF...Dudley Field, Nashville | FS...Foxboro S., Foxboro | KD...Kingdome, Seattle | |

COMMUNITY ADMIN. & COACHES VETERANS DRAFT & FREE AGENTS 2016 REVIEW 1940

LAMBEAU FIELD

MISC.

1941 10-1-0, .909, FIRST (TIE), WESTERN DIVISION

Head Coach: Earl "Curly" Lambeau

| | GB | Opp | Attend | Site |
|-----------------------------------|----|---------|---------|------|
| S 14 Detroit Lions (GB)..... | W | 23 0 | 16,734 | CIS |
| S 21 Cleveland Rams (Milw)..... | W | 24 7 | 18,463 | SFP |
| S 28 Chicago Bears (GB)..... | L | 17 25 | 24,876 | CIS |
| O 5 Chicago Cardinals (Milw)..... | W | 14 13 | 10,000 | SFP |
| O 12 Brooklyn Dodgers (Milw)..... | W | 30 7 | 15,621 | SFP |
| O 19 @ Cleveland Rams..... | W | 17 14 | 13,086 | CMS |
| O 26 @ Detroit Lions..... | W | 24 7 | 30,269 | BrS |
| N 2 @ Chicago Bears..... | W | 16 14 | 46,484 | WF |
| *N 9 @ Kenosha Cardinals..... | W | 65 2 | 7,200 | LFS |
| N 16 Chicago Cardinals (GB)..... | W | 17 9 | 15,495 | CIS |
| N 23 @ Pittsburgh Steelers..... | W | 54 7 | 15,202 | FoF |
| N 30 @ Washington Redskins..... | W | 22 17 | 35,594 | GrS |
| | | 258 120 | 241,824 | |

Home: 5-1 (101,189) **Away:** 5-0 (140,635)

Western Division Playoff

| | | | | |
|---------------------------|---|-------|--------|----|
| D 14 @ Chicago Bears..... | L | 14 33 | 43,425 | WF |
|---------------------------|---|-------|--------|----|

| Scoring | TD | Ru | Pa | Rt | PAT | FG | S | PTS |
|------------------|-----------|-----------|----------|----------|--------------|--------------|----------|------------|
| Hutson | 12 | 2 | 10 | 0 | 20/24 | 1/1 | 0 | 95 |
| Hinkle | 6 | 5 | 1 | 0 | 2/2 | 6/14 | 0 | 56 |
| *Canadeo | 3 | 3 | 0 | 0 | 0 | 0 | 0 | 18 |
| Van Every | 3 | 2 | 0 | 1 | 0 | 0 | 0 | 18 |
| L.Brock | 2 | 0 | 2 | 0 | 0 | 0 | 0 | 12 |
| Mulleneaux | 2 | 0 | 2 | 0 | 0 | 0 | 0 | 12 |
| Isbell | 1 | 1 | 0 | 0 | 0 | 0 | 0 | 6 |
| Laws | 1 | 0 | 1 | 0 | 0 | 0 | 0 | 6 |
| *Pannell | 1 | 0 | 0 | 1 | 0 | 0 | 0 | 6 |
| Uram | 1 | 0 | 0 | 1 | 0 | 0 | 0 | 6 |
| *Urban | 1 | 0 | 1 | 0 | 0 | 0 | 0 | 6 |
| Jankowski | 0 | 0 | 0 | 0 | 1/2 | 1/1 | 0 | 4 |
| *Rohrig | 0 | 0 | 0 | 0 | 1/1 | 1/1 | 0 | 4 |
| Adkins | 0 | 0 | 0 | 0 | 3/3 | 0/0 | 0 | 3 |
| Engelbreten | 0 | 0 | 0 | 0 | 0/0 | 1/3 | 0 | 3 |
| Balasz | 0 | 0 | 0 | 0 | 1/1 | 0/0 | 0 | 1 |
| Packers | 33 | 13 | 7 | 8 | 28/33 | 10/20 | 1 | 258 |
| Opponents | 16 | 7 | 8 | 1 | 12/16 | 4/12 | 0 | 120 |

| | GB | Opp |
|------------------------------------|---------|---------|
| Total First Downs | 166 | 124 |
| Rushing..... | 82 | 68 |
| Passing..... | 69 | 46 |
| Penalty..... | 15 | 10 |
| Total Net Yards | 3294 | 2586 |
| Avg. Per Game..... | 299.5 | 235.1 |
| Total Plays..... | 720 | 589 |
| Avg. Per Play..... | 4.6 | 4.4 |
| Net Yards Rushing | 1550 | 1221 |
| Avg. Per Game..... | 140.9 | 111.0 |
| Total Rushes..... | 467 | 356 |
| Net Yards Passing | 1731 | 1343 |
| Avg. Per Game..... | 157.4 | 122.1 |
| Gross Yards..... | 1731 | 1343 |
| Att./Completions..... | 253/133 | 233/104 |
| Completion Pct..... | 52.6 | 44.6 |
| Had Intercepted..... | 13 | 25 |
| Yards Gained/Laterals | 13 | 22 |
| Punts/Average | 53/42.1 | 58/40.8 |
| Penalties/Yards | 47/509 | 63/539 |
| Fumbles/Ball Lost | 20/11 | 41/23 |
| Touchdowns | 33 | 16 |
| Rushing..... | 13 | 7 |
| Passing..... | 17 | 8 |
| Returns..... | 3 | 1 |

| | Rushing | No | Yds | Avg | Long | TD |
|------------------------|------------|-------------|------------|-----------|-----------|----|
| Hinkle..... | 129 | 393 | 3.0 | 20 | 5 | |
| Isbell..... | 72 | 317 | 4.4 | 24 | 1 | |
| Uram..... | 49 | 258 | 5.3 | 61 | 0 | |
| *Canadeo..... | 43 | 137 | 3.2 | 16 | 3 | |
| Van Every..... | 25 | 127 | 5.1 | 31 | 2 | |
| *Paskvan..... | 38 | 116 | 3.1 | 12 | 0 | |
| Jankowski..... | 47 | 65 | 1.4 | 13 | 0 | |
| Laws..... | 21 | 58 | 2.8 | 10 | 0 | |
| L.Brock..... | 14 | 44 | 3.1 | 14 | 0 | |
| Hutson..... | 4 | 22 | 5.5 | 18 | 2 | |
| *Frutig..... | 1 | 11 | 11.0 | 11 | 0 | |
| *Rohrig..... | 2 | 0 | 1 | 18 | 0 | |
| Craig..... | 1 | 1 | 1.0 | 1 | 0 | |
| Balasz..... | 2 | -1 | -0.5 | - | 0 | |
| Packers | 467 | 1550 | 3.3 | 61 | 13 | |
| Opponents | 356 | 1221 | 3.4 | 31 | 7 | |

| Interceptions | No | Yds | Avg | Long | TD |
|------------------------|-----------|------------|-------------|-----------|----------|
| Van Every..... | 3 | 104 | 34.7 | 91 | 1 |
| Adkins..... | 2 | 79 | 39.5 | 54 | 0 |
| Uram..... | 2 | 37 | 18.5 | 28 | 0 |
| Laws..... | 2 | 36 | 18.0 | 36 | 0 |
| *Canadeo..... | 2 | 30 | 15.0 | 32 | 0 |
| *Paskvan..... | 2 | 6 | 3.0 | 4 | 0 |
| L.Brock..... | 2 | 3 | 1.5 | 3 | 0 |
| Svensden..... | 1 | 42 | 42.0 | 42 | 0 |
| Jankowski..... | 1 | 33 | 33.0 | 33 | 0 |
| Hutson..... | 1 | 32 | 32.0 | 32 | 0 |
| Tinsley..... | 1 | 24 | 24.0 | 24 | 0 |
| *Rohrig..... | 1 | 17 | 17.0 | 17 | 0 |
| S.Johnson..... | 1 | 10 | 10.0 | 10 | 0 |
| Hinkle..... | 1 | 2 | 2.0 | 2 | 0 |
| Goldenberg..... | 1 | 0 | 0.0 | 0 | 0 |
| Isbell..... | 1 | 0 | 0.0 | 0 | 0 |
| *Pannell..... | 1 | 0 | 0.0 | 0 | 0 |
| Packers | 25 | 455 | 18.2 | 91 | 1 |
| Opponents | 13 | 170 | 13.1 | 9 | 0 |

| Western Div. | W | L | T | Pct | Pts | OP |
|------------------------|-----------|----------|----------|-------------|------------|------------|
| Chi. Bears..... | 10 | 1 | 0 | .909 | 396 | 147 |
| Green Bay | 10 | 1 | 0 | .909 | 258 | 120 |
| Detroit..... | 4 | 6 | 1 | .400 | 121 | 195 |
| Chi. Cardinals..... | 3 | 7 | 1 | .300 | 127 | 197 |
| Cleveland..... | 2 | 9 | 0 | .182 | 116 | 244 |

| Punting | No | Yds | Avg | TB | In | Lg | B |
|------------------------|-----------|-------------|-------------|----------|----------|-----------|----------|
| Hinkle..... | 22 | 980 | 44.5 | - | - | 63 | 0 |
| Van Every..... | 13 | 505 | 38.8 | - | - | 65 | 0 |
| *Canadeo..... | 10 | 405 | 40.5 | - | - | 62 | 0 |
| *Rohrig..... | 5 | 214 | 42.8 | - | - | 52 | 0 |
| L.Brock..... | 3 | 128 | 42.7 | - | - | 48 | 0 |
| Packers | 53 | 2232 | 42.1 | - | - | 65 | 0 |
| Opponents | 58 | 2367 | 40.8 | - | - | 61 | 0 |

| By Quarter | Q1 | Q2 | Q3 | Q4 | OT | Pts |
|----------------|----|----|----|----|----|-----|
| Packers..... | 54 | 58 | 54 | 92 | 0 | 258 |
| Opponents..... | 39 | 23 | 20 | 38 | 0 | 120 |

| Receiving | No | Yds | Avg | Long | TD |
|------------------------|------------|-------------|-------------|-----------|-----------|
| Hutson..... | 58 | 738 | 12.7 | 45 | 10 |
| L.Brock..... | 22 | 307 | 14.0 | 36 | 2 |
| *Rohrig..... | 11 | 58 | 5.3 | 19 | 0 |
| Mulleneaux..... | 9 | 216 | 24.0 | 56 | 2 |
| Hinkle..... | 8 | 78 | 9.8 | 28 | 1 |
| Uram..... | 6 | 124 | 20.7 | 44 | 0 |
| Jacunski..... | 4 | 48 | 12.0 | 27 | 0 |
| Laws..... | 4 | 48 | 12.0 | 18 | 1 |
| Riddick..... | 3 | 33 | 11.0 | 45 | 0 |
| *Frutig..... | 2 | 40 | 20.0 | 34 | 0 |
| *Urban..... | 2 | 26 | 13.0 | 14 | 1 |
| Craig..... | 2 | 13 | 6.5 | 12 | 0 |
| Van Every..... | 1 | 3 | 3.0 | 3 | 0 |
| Isbell..... | 1 | -1 | -1.0 | -1 | 0 |
| Packers | 133 | 1731 | 13.0 | 56 | 17 |
| Opponents | 104 | 1343 | 12.9 | 80 | 8 |

| Punt Returns | Ret | FC | Yds | Avg | Long | TD |
|------------------------|-----------|----------|------------|-------------|-----------|----------|
| L.Brock..... | 15 | - | 153 | 10.2 | 45 | 0 |
| Uram..... | 7 | - | 121 | 17.3 | 90 | 1 |
| *Canadeo..... | 4 | - | 26 | 6.5 | 10 | 0 |
| *Rohrig..... | 4 | - | 46 | 11.5 | 14 | 0 |
| Van Every..... | 4 | - | 58 | 14.5 | 20 | 0 |
| Isbell..... | 3 | - | 19 | 6.3 | 7 | 0 |
| Hinkle..... | 2 | - | 61 | 30.5 | 36 | 0 |
| Laws..... | 2 | - | 3 | 1.5 | 3 | 0 |
| Packers | 41 | - | 487 | 11.9 | 90 | 1 |
| Opponents | 31 | - | 432 | 13.9 | 77 | 1 |

Primary Starters

| | |
|-----|---------------|
| LE | H.Jacunski |
| | D.Hutson |
| LT | B.Ray |
| LG | *L.McLaughlin |
| C | G.Svensden |
| RG | P.Tinsley |
| RT | C.Schultz |
| | B.Lee |
| RE | R.Riddick |
| QB | L.Buhler |
| | L.Craig |
| LHB | *T.Canadeo |
| | C.Isbell |
| RHB | L.Brock |
| | J.Laws |
| FB | C.Hinkle |

* — rookie

| Passing | Att | Cmp | Yds | Cmp% | Yds/Att | TD% | Int | Int% | LG | Sck | Yds | Rtg |
|------------------------|------------|------------|-------------|-------------|-------------|-----------|------------|-----------|-------------|-----------|----------|-------------|
| Isbell..... | 206 | 117 | 1479 | 56.8 | 7.18 | 15 | 7.3 | 11 | 5.3 | 56 | - | 81.4 |
| Van Every..... | 30 | 11 | 195 | 36.7 | 6.50 | 0 | 0.0 | 2 | 6.7 | 44 | - | 31.9 |
| *Canadeo..... | 16 | 4 | 54 | 25.0 | 3.38 | 2 | 12.5 | 0 | 0.0 | 18 | - | 80.7 |
| *Rohrig..... | 1 | 1 | 3 | 100.0 | 3.00 | 0 | 0.0 | 0 | 0.0 | 3 | - | 79.2 |
| Packers | 253 | 133 | 1731 | 52.6 | 6.84 | 17 | 6.7 | 13 | 5.1 | 56 | - | 75.4 |
| Opponents | 233 | 104 | 1343 | 44.6 | 5.76 | 8 | 3.4 | 25 | 10.7 | 80 | - | 35.2 |

COMMUNITY
 ADMIN. & COACHES
 VETERANS
 DRAFT & FREE AGENTS
 2016 REVIEW
 1941
 LAMBEAU FIELD
 MISC.

8-2-1, .800, SECOND, WESTERN DIVISION 1942

Head Coach: Earl "Curly" Lambeau

| | GB | Opp | Attend | Site |
|-------------------------------------|-----|-----|---------|--------|
| S 27 Chicago Bears (GB)..... | 28 | 44 | 20,007 | CIS |
| O 4 @ Chicago Cardinals..... | W | 17 | 13 | 24,897 |
| O 11 Detroit Lions (Milw)..... | W | 38 | 7 | 19,500 |
| O 18 Cleveland Rams (GB)..... | W | 45 | 28 | 12,847 |
| O 25 @ Detroit Lions..... | W | 28 | 7 | 19,097 |
| N 1 Chicago Cardinals (GB)..... | W | 55 | 24 | 14,782 |
| N 8 @ Cleveland Rams..... | W | 30 | 12 | 16,473 |
| N 15 @ Chicago Bears..... | L | 7 | 38 | 42,787 |
| N 22 @ New York Giants..... | T | 21 | 21 | 30,246 |
| N 29 @ Philadelphia Eagles..... | W | 7 | 0 | 13,700 |
| D 6 Pittsburgh Steelers (Milw)..... | W | 24 | 21 | 5,138 |
| | 300 | 215 | 219,474 | |

Home: 4-1 (72,274) **Away:** 4-1-1 (147,200)

| | GB | Opp | | | | |
|------------------------------------|-----------|-----------|-----------|-----------|-----------|------------|
| Total First Downs | 176 | 147 | | | | |
| Rushing..... | 65 | 79 | | | | |
| Passing..... | 97 | 59 | | | | |
| Penalty..... | 14 | 9 | | | | |
| Total Net Yards | 3790 | 3077 | | | | |
| Avg. Per Game..... | 344.5 | 279.7 | | | | |
| Total Plays..... | 752 | 617 | | | | |
| Avg. Per Play..... | 5.0 | 5.0 | | | | |
| Net Yards Rushing | 1374 | 1550 | | | | |
| Avg. Per Game..... | 124.9 | 140.9 | | | | |
| Total Rushes..... | 422 | 375 | | | | |
| Net Yards Passing | 2407 | 1471 | | | | |
| Avg. Per Game..... | 218.8 | 133.7 | | | | |
| Gross Yards..... | 2407 | 1471 | | | | |
| Att./Completions..... | 330/172 | 242/100 | | | | |
| Completion Pct..... | 52.1 | 41.3 | | | | |
| Had Intercepted..... | 18 | 33 | | | | |
| Yards Gained/Laterals | 9 | 56 | | | | |
| Punts/Average | 58/37.4 | 56/37.0 | | | | |
| Penalties/Yards | 38/312 | 63/539 | | | | |
| Fumbles/Ball Lost | 13/8 | 22/15 | | | | |
| Touchdowns | 41 | 28 | | | | |
| Rushing..... | 10 | 14 | | | | |
| Passing..... | 28 | 8 | | | | |
| Returns..... | 3 | 6 | | | | |
| By Quarter | Q1 | Q2 | Q3 | Q4 | OT | Pts |
| Packers..... | 57 | 90 | 48 | 105 | 0 | 300 |
| Opponents..... | 45 | 61 | 43 | 66 | 0 | 215 |

Primary Starters

| | |
|-----|--------------------|
| LE | J.Mason |
| | D.Hutson |
| LT | B.Ray |
| | E.Pannell |
| LG | B.Kuusisto |
| | R.Letlow |
| C | *B.Ingalls |
| | C.Brock |
| RG | C.Goldenberg |
| RT | *P.Berezney |
| RE | J.Carter (5) |
| | *J.Stonebraker (2) |
| | *E.Ohlgren (2) |
| QB | L.Craig |
| | D.Weisgerber |
| LHB | T.Canadeo |
| | C.Isbell |
| RHB | J.Laws (5) |
| | A.Uram (2) |
| | L.Brock (2) |
| FB | *T.Fritsch |

* — rookie

| | GB | Opp | Rushing | No | Yds | Avg | Long | TD |
|------------------------------------|-----------|-----------|------------------------|------------|-------------|------------|-----------|-----------|
| Total First Downs | 176 | 147 | *Fritsch..... | 74 | 323 | 4.4 | 55 | 0 |
| Rushing..... | 65 | 79 | Canadeo..... | 89 | 272 | 3.1 | 50t | 3 |
| Passing..... | 97 | 59 | *Sample..... | 57 | 255 | 4.5 | 31 | 4 |
| Penalty..... | 14 | 9 | L.Brock..... | 95 | 237 | 2.5 | 24 | 2 |
| Total Net Yards | 3790 | 3077 | Laws..... | 29 | 100 | 3.4 | 17 | 0 |
| Avg. Per Game..... | 344.5 | 279.7 | Isbell..... | 36 | 83 | 2.3 | 32 | 1 |
| Total Plays..... | 752 | 617 | Uram..... | 24 | 75 | 3.1 | 8 | 0 |
| Avg. Per Play..... | 5.0 | 5.0 | Weisgerber..... | 5 | 21 | 4.2 | 6 | 0 |
| Net Yards Rushing | 1374 | 1550 | Hutson..... | 3 | 4 | 1.3 | - | 0 |
| Avg. Per Game..... | 124.9 | 140.9 | *B.Kahler..... | 8 | 4 | 0.5 | 13 | 0 |
| Total Rushes..... | 422 | 375 | Craig..... | 2 | 0 | 0.0 | 9 | 0 |
| Net Yards Passing | 2407 | 1471 | Packers | 422 | 1374 | 3.3 | 55 | 10 |
| Avg. Per Game..... | 218.8 | 133.7 | Opponents | 375 | 1550 | 4.1 | 54 | 14 |
| Gross Yards..... | 2407 | 1471 | | | | | | |
| Att./Completions..... | 330/172 | 242/100 | | | | | | |
| Completion Pct..... | 52.1 | 41.3 | | | | | | |
| Had Intercepted..... | 18 | 33 | | | | | | |
| Yards Gained/Laterals | 9 | 56 | | | | | | |
| Punts/Average | 58/37.4 | 56/37.0 | | | | | | |
| Penalties/Yards | 38/312 | 63/539 | | | | | | |
| Fumbles/Ball Lost | 13/8 | 22/15 | | | | | | |
| Touchdowns | 41 | 28 | | | | | | |
| Rushing..... | 10 | 14 | | | | | | |
| Passing..... | 28 | 8 | | | | | | |
| Returns..... | 3 | 6 | | | | | | |
| By Quarter | Q1 | Q2 | Q3 | Q4 | OT | Pts | | |
| Packers..... | 57 | 90 | 48 | 105 | 0 | 300 | | |
| Opponents..... | 45 | 61 | 43 | 66 | 0 | 215 | | |

| Western Div. | W | L | T | Pct | Pts | OP |
|------------------------|----------|----------|----------|-------------|------------|------------|
| Chi. Bears..... | 11 | 0 | 1 | 01.000 | 376 | 84 |
| Green Bay | 8 | 2 | 1 | .800 | 300 | 215 |
| Cleveland..... | 6 | 0 | .455 | 150 | 207 | |
| Chi. Cardinals..... | 3 | 8 | 0 | .273 | 98 | 209 |
| Detroit..... | 0 | 11 | 0 | .000 | 38 | 263 |

| | GB | Opp | Receiving | No | Yds | Avg | Long | TD |
|------------------------|------------|-------------|-------------|------------|-----------|-----|------|----|
| Hutson..... | 74 | 1211 | 16.4 | 73t | 17 | | | |
| Uram..... | 21 | 420 | 20.0 | 64t | 4 | | | |
| L.Brock..... | 20 | 139 | 7.0 | 29 | 1 | | | |
| Canadeo..... | 10 | 66 | 6.6 | 15 | 0 | | | |
| *Fritsch..... | 9 | 60 | 6.7 | 21 | 0 | | | |
| Jacunski..... | 8 | 125 | 15.6 | 49t | 1 | | | |
| Mason..... | 7 | 86 | 12.3 | 19 | 0 | | | |
| Riddick..... | 6 | 104 | 17.3 | 24t | 1 | | | |
| Laws..... | 6 | 96 | 16.0 | 28 | 1 | | | |
| *Sample..... | 6 | 35 | 5.8 | 10t | 1 | | | |
| *B.Kahler..... | 2 | 21 | 10.5 | 12 | 0 | | | |
| Carter..... | 2 | 19 | 9.5 | 10t | 1 | | | |
| Ranspot..... | 1 | 25 | 25.0 | 25t | 1 | | | |
| Packers | 172 | 2407 | 14.0 | 73t | 28 | | | |
| Opponents | 100 | 1471 | 14.7 | 67t | 8 | | | |

| | GB | Opp | Punting | No | Yds | Avg | Long | TD |
|------------------------|------------|-------------|-------------|-------------|-------------|-----------|-----------|----------|
| L.Brock..... | 32 | 1218 | 38.1 | - | - | - | 52 | 2 |
| Canadeo..... | 18 | 645 | 35.8 | - | - | - | 47 | 0 |
| Isbell..... | 4 | 141 | 35.3 | - | - | - | 46 | 0 |
| *Fritsch..... | 3 | 122 | 40.7 | - | - | - | 54 | 0 |
| Starret..... | 1 | 43 | 43.0 | - | - | - | 43 | 0 |
| Packers | 58 | 2169 | 37.4 | - | - | - | 54 | 2 |
| Opponents | 56 | 2070 | 37.0 | - | - | - | - | 1 |
| Punt Returns | Ret | FC | Yds | Avg | Long | TD | | |
| L.Brock..... | 8 | - | 86 | 10.8 | 22 | 0 | | |
| Canadeo..... | 7 | - | 76 | 10.9 | 26 | 0 | | |
| Laws..... | 7 | - | 56 | 8.0 | 15 | 0 | | |
| Uram..... | 7 | - | 50 | 7.1 | 24 | 0 | | |
| *Fritsch..... | 1 | - | 31 | 31.0 | 31 | 0 | | |
| Isbell..... | 1 | - | 14 | 14.0 | 14 | 0 | | |
| *B.Kahler..... | 1 | - | 14 | 14.0 | 14 | 0 | | |
| Packers | 32 | - | 327 | 10.2 | 31 | 0 | | |
| Opponents | 38 | - | 396 | 10.4 | 44 | 0 | | |
| Kickoff Returns | No | Yds | Avg | Long | TD | | | |
| L.Brock..... | 9 | 179 | 19.9 | 26 | 0 | | | |
| Uram..... | 8 | 208 | 26.0 | 98t | 1 | | | |
| Canadeo..... | 6 | 137 | 22.8 | 35 | 0 | | | |
| Isbell..... | 4 | 63 | 15.8 | 17 | 0 | | | |
| *Sample..... | 3 | 91 | 30.3 | 35 | 0 | | | |
| Craig..... | 2 | 24 | 12.0 | 16 | 0 | | | |
| *Fritsch..... | 2 | 43 | 21.5 | 23 | 0 | | | |
| Laws..... | 2 | 36 | 18.0 | 18 | 0 | | | |
| *Berezney..... | 1 | 7 | 7.0 | 7 | 0 | | | |
| Packers | 37 | 788 | 21.3 | 98t | 1 | | | |
| Opponents | 45 | 1050 | 23.3 | 95t | 1 | | | |

| | GB | Opp | Passing | Att | Cmp | Yds | Cmp% | Yds/Att | TD% | Int | Int% | LG | Sck | Yds | Rtg |
|------------------------|------------|------------|-------------|-------------|-------------|-----------|------------|-----------|-------------|------------|----------|-------------|-----|-----|-----|
| Isbell..... | 268 | 146 | 2021 | 54.5 | 7.54 | 24 | 9.0 | 14 | 5.2 | 73t | - | 87.0 | | | |
| Canadeo..... | 59 | 24 | 310 | 40.7 | 5.25 | 3 | 5.1 | 4 | 6.8 | 36 | - | 46.6 | | | |
| Laws..... | 3 | 2 | 76 | 66.7 | 25.33 | 1 | 33.3 | 0 | 0.0 | 62 | - | 149.3 | | | |
| Packers | 330 | 172 | 2407 | 52.1 | 7.29 | 28 | 8.5 | 18 | 5.5 | 73t | - | 81.5 | | | |
| Opponents | 242 | 100 | 1471 | 41.3 | 6.08 | 8 | 3.3 | 33 | 13.6 | 67t | - | 33.3 | | | |

COMMUNITY

ADMIN. & COACHES

VETERANS

DRAFT & FREE AGENTS

2016 REVIEW

1942

LAMBEAU FIELD

MISC.

1943 7-2-1, .778, SECOND, WESTERN DIVISION

| Head Coach: Earl "Curly" Lambeau | | GB | Opp | Attend | Site | |
|----------------------------------|--------------------------------|----|-----|--------|---------|-----|
| S 26 | Chicago Bears (GB) | T | 21 | 21 | 23,675 | CtS |
| O 3 | @ Chicago Cardinals | W | 28 | 7 | 15,563 | CoP |
| O 10 | Detroit Lions (GB) | W | 35 | 14 | 21,396 | CtS |
| O 17 | Washington Redskins (Milw) | L | 7 | 33 | 23,058 | SFP |
| O 24 | @ Detroit Lions | W | 27 | 6 | 41,463 | BrS |
| O 31 | @ New York Giants | W | 35 | 21 | 46,208 | PG |
| N 7 | @ Chicago Bears | L | 7 | 21 | 43,425 | WF |
| N 14 | Chicago Cardinals (Milw) | W | 35 | 14 | 10,831 | SFP |
| N 21 | @ Brooklyn Dodgers | W | 31 | 7 | 18,992 | EF |
| *N 28 | New London (Conn.) Diesels | | | | | |
| | (@ Bristol, Conn.) | W | 62 | 14 | 10,000 | MF |
| D 5 | @ Phil-Pitt Steagles (@ Phil.) | W | 38 | 28 | 34,294 | SP |
| | | | 264 | 172 | 278,905 | |

Home: 2-1-1 (78,960) Away: 5-1 (199,945)

| | GB | Opp | Rushing | No | Yds | Avg | Long | TD |
|------------------------------------|---------|---------|------------------------|------------|-------------|------------|-----------|-----------|
| Total First Downs | 134 | 122 | Canadeo | 94 | 489 | 5.2 | 35t | 3 |
| Rushing..... | 60 | 62 | Laws | 43 | 232 | 5.4 | 31 | 0 |
| Passing..... | 66 | 56 | *Falkenstein | 58 | 198 | 3.4 | 59 | 1 |
| Penalty..... | 8 | 4 | *Comp | 77 | 182 | 2.4 | 27 | 3 |
| Total Net Yards | 3351 | 2707 | Fritsch | 54 | 169 | 3.1 | 14 | 4 |
| Avg. Per Game..... | 335.1 | 270.7 | L.Brock | 45 | 67 | 1.5 | 9 | 2 |
| Total Plays..... | 650 | 592 | Uram | 15 | 53 | 3.5 | 9 | 0 |
| Avg. Per Play..... | 5.2 | 4.6 | Hutson | 6 | 41 | 6.8 | 16 | 0 |
| Net Yards Rushing | 1442 | 1112 | Kahler | 1 | 5 | 5.0 | 5 | 0 |
| Avg. Per Game..... | 144.2 | 111.2 | Craig | 1 | 3 | 3.0 | 3 | 0 |
| Total Rushes..... | 397 | 350 | Lankas | 2 | 2 | 1.0 | 1 | 0 |
| Net Yards Passing | 1909 | 1420 | Starret | 1 | 1 | 1.0 | 1 | 0 |
| Avg. Per Game..... | 190.9 | 142.0 | Packers | 397 | 1442 | 3.6 | 59 | 13 |
| Gross Yards..... | 1909 | 1420 | Opponents | 350 | 1112 | 3.2 | 47 | 10 |
| Att./Completions..... | 253/114 | 242/111 | | | | | | |
| Completion Pct..... | 45.1 | 45.9 | | | | | | |
| Had Intercepted..... | 19 | 42 | | | | | | |
| Yards Gained/Laterals | 0 | 175 | | | | | | |
| Punts/Average | 52/36.0 | 55/36.7 | | | | | | |
| Penalties/Yards | 52/403 | 51/391 | | | | | | |
| Fumbles/Ball Lost | 15/6 | 22/9 | | | | | | |
| Touchdowns | 36 | 25 | | | | | | |
| Rushing..... | 13 | 9 | | | | | | |
| Passing..... | 21 | 16 | | | | | | |
| Returns..... | 2 | 0 | | | | | | |

| Western Div. | W | L | T | Pct | Pts | OP |
|------------------------|----------|----------|----------|-------------|------------|------------|
| Chi. Bears..... | 8 | 1 | 1 | .889 | 303 | 157 |
| Green Bay | 7 | 2 | 1 | .778 | 264 | 172 |
| Detroit..... | 3 | 6 | 1 | .333 | 178 | 218 |
| Chi. Cardinals..... | 0 | 10 | 0 | .000 | 95 | 238 |

| By Quarter | Q1 | Q2 | Q3 | Q4 | OT | Pts |
|------------|----|----|----|----|----|-----|
| Packers | 80 | 62 | 56 | 66 | 0 | 264 |
| Opponents | 47 | 28 | 34 | 63 | 0 | 172 |

Primary Starters

- LE D.Hutson
- LT B.Ray
- LG B.Kuusisto
- C C.Brock
- B.Flowers
- RG C.Goldenberg
- P.Tinsley
- RT P.Berezney
- C.Adams
- RE H.Jacunski
- QB L.Craig
- LHB T.Canadeo
- RHB L.Brock
- FB F.Fritsch
- *T.Falkenstein

| Receiving | No | Yds | Avg | Long | TD |
|------------------------|------------|-------------|-------------|------------|-----------|
| Hutson..... | 47 | 776 | 16.5 | 79t | 11 |
| Jacunski..... | 24 | 528 | 22.0 | 86t | 3 |
| Uram..... | 10 | 212 | 21.2 | 51 | 2 |
| Mason..... | 8 | 107 | 13.4 | 21 | 2 |
| Evans..... | 8 | 71 | 8.9 | 13 | 0 |
| Laws..... | 5 | 33 | 6.6 | 22 | 0 |
| L.Brock..... | 4 | 57 | 14.3 | 32 | 1 |
| *Falkenstein..... | 3 | 39 | 13.0 | 18 | 0 |
| Canadeo..... | 3 | 31 | 10.3 | 13t | 2 |
| Fritsch..... | 2 | 55 | 27.5 | 32 | 0 |
| Packers | 114 | 1909 | 16.7 | 86t | 21 |
| Opponents | 111 | 1420 | 12.8 | 66t | 15 |

* - rookie

| Passing | Att | Cmp | Yds | Cmp% | Yds/Att | TD | TD% | Int | Int% | LG | Sck | Yds | Rtng |
|------------------------|------------|------------|-------------|-------------|-------------|-----------|------------|-----------|-------------|------------|-----|-----|-------------|
| Canadeo..... | 129 | 56 | 875 | 43.4 | 6.78 | 9 | 7.0 | 12 | 9.3 | 51 | - | - | 51.0 |
| *Comp..... | 92 | 46 | 662 | 50.0 | 7.20 | 7 | 7.6 | 4 | 4.3 | 79 | - | - | 81.0 |
| L.Brock..... | 22 | 9 | 274 | 40.9 | 12.45 | 3 | 13.6 | 1 | 4.5 | 86t | - | - | 108.7 |
| Uram..... | 6 | 2 | 60 | 33.3 | 10.00 | 1 | 16.7 | 1 | 16.7 | 48 | - | - | 71.5 |
| Hutson..... | 4 | 1 | 38 | 25.0 | 9.50 | 1 | 25.0 | 1 | 25.0 | 38 | - | - | 66.7 |
| Packers | 253 | 114 | 1909 | 45.1 | 7.55 | 21 | 8.3 | 19 | 7.5 | 86t | - | - | 67.4 |
| Opponents | 242 | 111 | 1420 | 45.9 | 5.87 | 16 | 6.2 | 42 | 17.4 | 66t | - | - | 47.2 |

| Scoring | TD | Ru | Pa | Rt | PAT | FG | S | PTS |
|------------------|-----------|-----------|-----------|--------------|--------------|------------|------------|-----|
| Hutson | 12 | 0 | 11 | 1 | 36/36 | 3/5 | 0 | 117 |
| Canadeo | 5 | 3 | 2 | 0 | 0 | 0 | 0 | 30 |
| *Comp | 4 | 3 | 0 | 1 | 0 | 0 | 0 | 24 |
| Fritsch | 4 | 4 | 0 | 0 | 0/0 | 0/2 | 0 | 24 |
| L.Brock | 3 | 2 | 1 | 0 | 0 | 0 | 0 | 18 |
| Jacunski | 3 | 0 | 3 | 0 | 0 | 0 | 0 | 18 |
| Mason | 2 | 0 | 2 | 0 | 0 | 0 | 0 | 12 |
| Uram | 2 | 0 | 2 | 0 | 0 | 0 | 0 | 12 |
| *Falkenstein | 1 | 1 | 0 | 0 | 0 | 0 | 0 | 6 |
| Adams | 0 | 0 | 0 | 0 | 0/0 | 1/6 | 0 | 3 |
| *Sorenson | 0 | 0 | 0 | 0 | 0/0 | 0/2 | 0 | 0 |
| Packers | 36 | 13 | 2 | 36/36 | 4/15 | 0 | 264 | |
| Opponents | 25 | 9 | 16 | 0 | 22/24 | 0/3 | 172 | |

| Interceptions | No | Yds | Avg | Long | TD |
|------------------------|-----------|------------|-------------|------------|----------|
| *Comp..... | 10 | 149 | 14.9 | 35 | 1 |
| Hutson..... | 8 | 197 | 24.6 | 84t | 1 |
| Laws..... | 7 | 67 | 9.6 | 17 | 0 |
| C.Brock..... | 4 | 61 | 15.3 | 41 | 0 |
| Uram..... | 2 | 40 | 20.0 | 22 | 0 |
| Goldenberg..... | 2 | 37 | 18.5 | 30 | 0 |
| Canadeo..... | 2 | 15 | 7.5 | 15 | 0 |
| *Fries..... | 2 | 6 | 3.0 | 4 | 0 |
| L.Brock..... | 1 | 9 | 9.0 | 9 | 0 |
| Tinsley..... | 1 | 8 | 8.0 | 8 | 0 |
| Jacunski..... | 1 | 7 | 7.0 | 7 | 0 |
| Starret..... | 1 | 4 | 4.0 | 4 | 0 |
| Flowers..... | 1 | 0 | 0.0 | 0 | 0 |
| Packers | 42 | 616 | 14.7 | 84t | 2 |
| Opponents | 19 | 188 | 9.9 | 24 | 0 |

| Punting | No | Yds | Avg | TB | In | Lg | B |
|------------------------|-----------|-------------|-------------|----|----|-----------|----------|
| L.Brock..... | 32 | 1164 | 36.4 | - | - | 72 | 1 |
| *Comp..... | 12 | 453 | 37.8 | - | - | 46 | 0 |
| Fritsch..... | 5 | 151 | 30.2 | - | - | 47 | 0 |
| Canadeo..... | 3 | 102 | 34.0 | - | - | 39 | 0 |
| Packers | 52 | 1870 | 36.0 | - | - | 72 | 1 |
| Opponents | 55 | 2017 | 36.7 | - | - | - | - |

| Punt Returns | Ret | FC | Yds | Avg | Long | TD |
|------------------------|-----------|----|------------|-------------|-----------|----------|
| Laws..... | 10 | - | 84 | 8.4 | 19 | 0 |
| L.Brock..... | 8 | - | 126 | 15.8 | 32 | 0 |
| Canadeo..... | 8 | - | 93 | 11.6 | 22 | 0 |
| Uram..... | 5 | - | 48 | 9.6 | 17 | 0 |
| *Comp..... | 1 | - | 20 | 20.0 | 20 | 0 |
| Packers | 32 | - | 371 | 11.6 | 32 | 0 |
| Opponents | 28 | - | 330 | 11.8 | 22 | 0 |

| Kickoff Returns | No | Yds | Avg | Long | TD |
|------------------------|-----------|------------|-------------|-----------|----------|
| Canadeo..... | 10 | 242 | 24.2 | 43 | 0 |
| L.Brock..... | 5 | 112 | 22.4 | 40 | 0 |
| *Comp..... | 4 | 81 | 20.3 | 24 | 0 |
| Fritsch..... | 4 | 99 | 24.8 | 32 | 0 |
| *Falkenstein..... | 2 | 47 | 23.5 | 24 | 0 |
| Laws..... | 2 | 47 | 23.5 | 24 | 0 |
| Jacunski..... | 1 | 33 | 33.0 | 33 | 0 |
| Packers | 28 | 661 | 23.6 | 43 | 0 |
| Opponents | 31 | 606 | 19.5 | 37 | 0 |

| Head Coach: | Earl "Curly" Lambeau | GB | Opp | Attend | Site | |
|-------------|---|----|-----|--------|---------|-----|
| S 17 | Brooklyn Tigers (Milw)..... | W | 14 | 7 | 12,994 | SFP |
| S 24 | Chicago Bears (GB)..... | W | 42 | 28 | 24,362 | CIS |
| O 1 | Detroit Lions (Milw)..... | W | 27 | 6 | 18,556 | SFP |
| O 8 | Card-Pitt (GB)..... | W | 34 | 7 | 16,535 | CIS |
| *O 14 | Philadelphia Eagles (@ Nashville)..... | L | 13 | 38 | 20,000 | DF |
| O 22 | Cleveland Rams (GB)..... | W | 30 | 21 | 18,780 | CIS |
| O 29 | @ Detroit Lions..... | W | 14 | 0 | 30,844 | BrS |
| N 5 | @ Chicago Bears..... | L | 0 | 21 | 45,553 | WF |
| N 12 | @ Cleveland Rams..... | W | 42 | 7 | 17,166 | CMS |
| N 19 | @ New York Giants..... | L | 0 | 24 | 56,481 | PG |
| N 26 | @ Card-Pitt (@ Chicago)..... | W | 35 | 20 | 7,158 | CoP |
| | | | 238 | 141 | 248,429 | |

Home: 5-0 (91,227) Away: 3-2 (157,202)

NFL Championship

| | | | | | | |
|------|------------------------|---|----|---|--------|----|
| D 17 | @ New York Giants..... | W | 14 | 7 | 46,016 | PG |
|------|------------------------|---|----|---|--------|----|

| | GB | Opp | Rushing | No | Yds | Avg | Long | TD |
|------------------------------------|---------|---------|------------------------|------------|-------------|------------|------------|-----------|
| Total First Downs | 147 | 114 | Fritsch..... | 94 | 322 | 3.4 | 18 | 4 |
| Rushing..... | 70 | 56 | *Perkins..... | 58 | 207 | 3.6 | 26 | 0 |
| Passing..... | 63 | 49 | L.Brock..... | 36 | 200 | 5.6 | 42 | 3 |
| Penalty..... | 14 | 9 | Laws..... | 45 | 200 | 4.4 | 20 | 3 |
| Total Net Yards | 3024 | 2417 | *Duhart..... | 51 | 183 | 3.6 | 16 | 2 |
| Avg. Per Game..... | 302.4 | 241.7 | Canadeo..... | 31 | 149 | 4.8 | 34 | 0 |
| Total Plays..... | 648 | 583 | Comp..... | 52 | 134 | 2.6 | 28 | 2 |
| Avg. Per Play..... | 4.7 | 4.1 | Hutson..... | 12 | 87 | 7.3 | 27 | 0 |
| Net Yards Rushing | 1517 | 1130 | Starret..... | 10 | 21 | 2.1 | 8 | 2 |
| Avg. Per Game..... | 151.7 | 113.0 | *McKay..... | 5 | 12 | 2.4 | 11 | 0 |
| Total Rushes..... | 395 | 357 | Urban..... | 1 | 2 | 2.0 | 2 | 0 |
| Net Yards Passing | 1471 | 1229 | Packers | 395 | 1517 | 3.8 | 42t | 16 |
| Avg. Per Game..... | 147.1 | 122.9 | Opponents | 357 | 1130 | 3.2 | 75t | 8 |
| Gross Yards..... | 1471 | 1229 | | | | | | |
| Att./Completions..... | 253/105 | 226/89 | | | | | | |
| Completion Pct..... | 41.5 | 39.4 | | | | | | |
| Had Intercepted..... | 24 | 29 | | | | | | |
| Yards Gained/Laterals | 36 | 58 | | | | | | |
| Punts/Average | 48/36.9 | 57/36.7 | | | | | | |
| Penalties/Yards | 62/558 | 88/700 | | | | | | |
| Fumbles/Ball Lost | 11/7 | 25/13 | | | | | | |
| Touchdowns | 34 | 20 | | | | | | |
| Rushing..... | 16 | 8 | | | | | | |
| Passing..... | 15 | 11 | | | | | | |
| Returns..... | 3 | 1 | | | | | | |

| By Quarter | Q1 | Q2 | Q3 | Q4 | OT | Pts |
|------------|----|----|----|----|----|-----|
| Packers | 56 | 77 | 41 | 64 | 0 | 238 |
| Opponents | 34 | 27 | 38 | 42 | 0 | 141 |

Primary Starters

| | |
|-----|-------------|
| LE | D.Hutson |
| LT | M.Croft |
| | B.Ray |
| LG | G.Sorenson |
| | B.Kuusisto |
| C | C.Brock |
| | B.Flowers |
| RG | P.Tinsley |
| | G.Sorenson |
| RT | P.Berezney |
| | A.Schwammel |
| RE | H.Jacunski |
| QB | L.Craig |
| LHB | I.Comp |
| RHB | L.Brock |
| | J.Laws |
| FB | T.Fritsch |

| Western Div. | W | L | T | Pct | Pts | OP |
|------------------------|----------|----------|----------|-------------|------------|------------|
| Green Bay | 8 | 2 | 0 | .800 | 238 | 141 |
| Chi. Bears..... | 6 | 3 | 1 | .667 | 258 | 172 |
| Detroit..... | 6 | 3 | 1 | .667 | 216 | 151 |
| Cleveland..... | 4 | 6 | 0 | .400 | 188 | 224 |
| Card-Pitt..... | 0 | 10 | 0 | .000 | 108 | 328 |

| Receiving | No | Yds | Avg | Long | TD |
|------------------------|------------|-------------|-------------|------------|-----------|
| Hutson..... | 58 | 866 | 14.9 | 55t | 9 |
| *Duhart..... | 9 | 176 | 19.6 | 32 | 2 |
| Jacunski..... | 9 | 151 | 16.8 | 48 | 0 |
| Laws..... | 7 | 61 | 8.7 | 29t | 1 |
| Wehba..... | 6 | 67 | 11.2 | 17 | 0 |
| L.Brock..... | 4 | 74 | 18.5 | 52 | 2 |
| Fritsch..... | 3 | 5 | 1.7 | 13 | 0 |
| Craig..... | 2 | 17 | 8.5 | 9 | 0 |
| Comp..... | 2 | 16 | 8.0 | 11t | 1 |
| Canadeo..... | 1 | 12 | 12.0 | 12 | 0 |
| Urban..... | 1 | 10 | 10.0 | 10 | 0 |
| Mason..... | 1 | 9 | 9.0 | 9 | 0 |
| Starret..... | 1 | 6 | 6.0 | 6 | 0 |
| *Perkins..... | 1 | 1 | 1.0 | 1 | 0 |
| Packers | 105 | 1471 | 14.0 | 55t | 15 |
| Opponents | 89 | 1224 | 13.8 | 72t | 11 |

* — rookie

| Passing | Att | Cmp | Yds | Cmp% | Yds/Att | TD | TD% | Int | Int% | LG | Sec | Yds | Rtg |
|------------------------|------------|------------|-------------|-------------|-------------|-----------|------------|-----------|-------------|------------|-----|-----|-------------|
| Comp..... | 177 | 80 | 1159 | 45.2 | 6.55 | 12 | 6.8 | 21 | 11.9 | 55t | | | 50.0 |
| L.Brock..... | 21 | 5 | 94 | 23.8 | 4.48 | 2 | 9.5 | 0 | 0.0 | 48 | | | 77.5 |
| Canadeo..... | 20 | 9 | 89 | 45.0 | 4.45 | 0 | 0.0 | 0 | 0.0 | 51 | | | 58.1 |
| *McKay..... | 14 | 6 | 72 | 42.9 | 5.14 | 1 | 7.1 | 2 | 14.3 | 26t | | | 43.5 |
| *Duhart..... | 13 | 4 | 42 | 30.8 | 3.23 | 0 | 0.0 | 0 | 0.0 | 12 | | | 41.2 |
| Laws..... | 4 | 1 | 15 | 25.0 | 3.75 | 0 | 0.0 | 1 | 25.0 | 15 | | | 3.1 |
| Hutson..... | 3 | 0 | 0 | 0.0 | 0.00 | 0 | 0.0 | 0 | 0.0 | 0 | | | 39.6 |
| *Bilda..... | 1 | 0 | 0 | 0.0 | 0.00 | 0 | 0.0 | 0 | 0.0 | 0 | | | 39.6 |
| Packers | 253 | 105 | 1471 | 41.5 | 5.81 | 15 | 5.9 | 24 | 9.5 | 55t | | | 41.1 |
| Opponents | 226 | 89 | 1229 | 39.4 | 5.44 | 11 | 4.9 | 29 | 12.8 | 72t | | | 34.2 |

| Scoring | TD | Ru | Pa | Pat | PAT | FG | S | Pts |
|------------------|-----------|-----------|-----------|----------|--------------|------------|----------|------------|
| Hutson | 9 | 0 | 9 | 0 | 31/33 | 0/3 | 0 | 85 |
| L.Brock | 5 | 3 | 2 | 0 | 0 | 0 | 0 | 30 |
| Fritsch | 5 | 4 | 0 | 1 | 0 | 0 | 0 | 30 |
| *Duhart | 4 | 2 | 2 | 0 | 0 | 0 | 0 | 24 |
| Laws | 4 | 3 | 1 | 0 | 0 | 0 | 0 | 24 |
| Comp | 3 | 2 | 1 | 0 | 0 | 0 | 0 | 18 |
| *Perkins | 2 | 0 | 2 | 0 | 0 | 0 | 0 | 12 |
| Starret | 2 | 2 | 0 | 0 | 0 | 0 | 0 | 12 |
| Sorenson | 0 | 0 | 0 | 0 | 1/1 | 0/1 | 0 | 1 |
| Schwammel | 0 | 0 | 0 | 0 | 0/0 | 0/1 | 0 | 0 |
| Packers | 34 | 16 | 15 | 3 | 32/34 | 0/5 | 1 | 141 |
| Opponents | 20 | 8 | 11 | 1 | 18/19 | 1/2 | 0 | 238 |

| Interceptions | No | Yds | Avg | Long | TD |
|------------------------|-----------|------------|-------------|------------|----------|
| Fritsch..... | 6 | 115 | 19.2 | 50t | 1 |
| Comp..... | 6 | 54 | 9.0 | 43 | 0 |
| Hutson..... | 4 | 50 | 12.5 | 43 | 0 |
| *Duhart..... | 4 | 23 | 5.8 | 14 | 0 |
| Laws..... | 3 | 36 | 12.0 | 16 | 0 |
| *Perkins..... | 2 | 123 | 61.5 | 83t | 2 |
| *Bilda..... | 1 | 25 | 25.0 | 25 | 0 |
| Craig..... | 1 | 20 | 20.0 | 20 | 0 |
| Wehba..... | 1 | 7 | 7.0 | 7 | 0 |
| C.Brock..... | 1 | 1 | 1.0 | 1 | 0 |
| Packers | 29 | 484 | 16.7 | 83t | 3 |
| Opponents | 24 | 344 | 14.3 | 48 | 1 |

| Punting | No | Yds | Avg | TB | In | LG | B |
|------------------------|-----------|-------------|-------------|----------|----------|-----------|----------|
| L.Brock..... | 14 | 491 | 35.1 | - | - | 50 | 0 |
| Canadeo..... | 13 | 479 | 36.8 | - | - | 46 | 0 |
| Fritsch..... | 10 | 408 | 40.8 | - | - | 54 | 0 |
| *McKay..... | 8 | 297 | 37.1 | - | - | 55 | 0 |
| Starret..... | 2 | 66 | 33.0 | - | - | 43 | 0 |
| *Perkins..... | 1 | 31 | 31.0 | - | - | 31 | 0 |
| Packers | 48 | 1772 | 36.9 | - | - | 55 | 0 |
| Opponents | 57 | 2092 | 36.7 | - | - | 73 | 0 |

| Punt Returns | Ret | FC | Yds | Avg | Long | TD |
|------------------------|-----------|----------|------------|-------------|-----------|----------|
| Laws..... | 15 | - | 118 | 7.9 | 23 | 0 |
| L.Brock..... | 4 | - | 36 | 9.0 | 22 | 0 |
| *Duhart..... | 3 | - | 32 | 10.7 | 18 | 0 |
| Comp..... | 2 | - | 32 | 16.0 | 18 | 0 |
| *McKay..... | 2 | - | 19 | 9.5 | 17 | 0 |
| Canadeo..... | 1 | - | 4 | 4.0 | 4 | 0 |
| Packers | 27 | - | 241 | 8.9 | 23 | 0 |
| Opponents | 18 | - | 192 | 10.7 | 20 | 0 |

| Kickoff Returns | No | Yds | Avg | Long | TD |
|------------------------|-----------|------------|-------------|-----------|----------|
| Fritsch..... | 11 | 288 | 26.2 | 44 | 0 |
| Laws..... | 8 | 132 | 16.5 | 25 | 0 |
| L.Brock..... | 2 | 41 | 20.5 | 21 | 0 |
| Comp..... | 2 | 35 | 17.5 | 18 | 0 |
| *Perkins..... | 2 | 34 | 17.0 | 18 | 0 |
| Canadeo..... | 1 | 12 | 12.0 | 12 | 0 |
| Craig..... | 1 | 17 | 17.0 | 17 | 0 |
| *Duhart..... | 1 | 18 | 18.0 | 18 | 0 |
| Starret..... | 1 | 13 | 13.0 | 13 | 0 |
| Urban..... | 1 | 20 | 20.0 | 20 | 0 |
| Packers | 30 | 610 | 20.3 | 44 | 0 |
| Opponents | 34 | 806 | 23.7 | 44 | 0 |

COMMUNITY

ADMIN. & COACHES

VETERANS

DRAFT & FREE AGENTS

2016 REVIEW

1944

LAMBEAU FIELD

MISC.

1945 6-4-0, .600, THIRD, WESTERN DIVISION

Head Coach: Earl "Curly" Lambeau

| | GB | Opp | Attend | Site |
|----------------------------------|----|---------|---------|------|
| S 30 Chicago Bears (GB)..... | W | 31 21 | 24,525 | CtS |
| O 7 Detroit Lions (Milw)..... | W | 57 21 | 20,463 | SFP |
| O 14 Cleveland Rams (GB)..... | L | 14 27 | 24,607 | CtS |
| O 21 Boston Yanks (Milw)..... | W | 38 14 | 20,846 | SFP |
| O 28 Chicago Cardinals (GB)..... | W | 33 14 | 19,221 | CtS |
| N 4 @ Chicago Bears..... | L | 24 28 | 45,527 | WF |
| N 11 @ Cleveland Rams..... | L | 7 20 | 28,686 | CMS |
| N 18 @ Boston Yanks..... | W | 28 0 | 31,923 | FP |
| N 25 @ New York Giants..... | W | 23 14 | 52,681 | PG |
| D 2 @ Detroit Lions..... | L | 3 14 | 23,468 | BrS |
| | | 258 173 | 291,947 | |

Home: 4-1 (109,662) **Away:** 2-3 (182,285)

| Scoring | TD | Ru | Pa | Rt | PAT | FG | S | PTS |
|------------------|-----------|-----------|-----------|----------|--------------|-------------|----------|------------|
| Hutson | 10 | 1 | 9 | 0 | 31/35 | 2/4 | 0 | 97 |
| Fritsch | 8 | 7 | 0 | 1 | 0/0 | 3/8 | 0 | 57 |
| L.Brock | 3 | 3 | 0 | 0 | | | | 18 |
| Comp | 3 | 1 | 1 | 1 | | | | 0 |
| *Goodnight | 3 | 0 | 3 | 0 | | | | 18 |
| C.Brock | 2 | 0 | 2 | 0 | | | | 12 |
| McKay | 2 | 2 | 0 | 0 | | | | 12 |
| Craig | 1 | 0 | 1 | 0 | | | | 6 |
| *Crimmins | 1 | 0 | 1 | 0 | | | | 6 |
| *Luhn | 1 | 0 | 1 | 0 | | | | 6 |
| Perkins | 1 | 1 | 0 | 0 | | | | 6 |
| Sorenson | 0 | 0 | 0 | 0 | 0/0 | 0/1 | 0 | 0 |
| Packers | 35 | 15 | 14 | 6 | 31/35 | 5/13 | 1 | 258 |
| Opponents | 25 | 16 | 9 | 0 | 23/25 | 0/3 | 0 | 173 |

| | GB | Opp | Rushing | No | Yds | Avg | Long | TD |
|------------------------------------|---------|---------|------------------------|------------|-------------|------------|------------|-----------|
| Total First Downs | 131 | 137 | Fritsch | 89 | 282 | 3.2 | 31 | 7 |
| Rushing..... | 73 | 65 | McKay | 71 | 231 | 3.3 | 41 | 2 |
| Passing..... | 44 | 57 | L.Brock | 46 | 196 | 4.3 | 28 | 3 |
| Penalty..... | 14 | 15 | Perkins | 35 | 175 | 5.0 | 49 | 1 |
| Total Net Yards | 2869 | 3116 | *Smith | 21 | 94 | 4.5 | 27 | 0 |
| Avg. Per Game..... | 286.9 | 311.6 | Comp | 57 | 92 | 1.6 | 18 | 1 |
| Total Plays..... | 595 | 619 | Sorenson | 16 | 82 | 5.1 | 20 | 0 |
| Avg. Per Play..... | 4.8 | 5.0 | Hutson | 8 | 60 | 7.5 | 18 | 1 |
| Net Yards Rushing | 1325 | 1349 | *Mosley | 16 | 49 | 3.1 | 9 | 0 |
| Avg. Per Game..... | 132.5 | 134.9 | Starret | 5 | 26 | 5.2 | 13 | 0 |
| Total Rushes..... | 377 | 388 | *Goodnight | 8 | 26 | 3.3 | 12 | 0 |
| Net Yards Passing | 1536 | 1708 | *Snelling | 3 | 10 | 3.3 | 8 | 0 |
| Avg. Per Game..... | 153.6 | 170.8 | Sample | 2 | 2 | 1.0 | 3 | 0 |
| Gross Yards..... | 1536 | 1708 | Packers | 377 | 1325 | 3.5 | 49 | 15 |
| Att./Completions..... | 218/81 | 231/111 | Opponents | 388 | 1349 | 3.5 | 72t | 16 |
| Completion Pct..... | 37.2 | 48.1 | | | | | | |
| Had Intercepted..... | 24 | 24 | | | | | | |
| Yards Gained/Laterals | 8 | 59 | | | | | | |
| Punts/Average | 46/40.0 | 59/37.5 | | | | | | |
| Penalties/Yards | 69/723 | 68/701 | | | | | | |
| Fumbles/Ball Lost | 21/9 | 31/17 | | | | | | |
| Touchdowns | 35 | 25 | | | | | | |
| Rushing..... | 15 | 16 | | | | | | |
| Passing..... | 14 | 9 | | | | | | |
| Returns..... | 6 | 0 | | | | | | |

| By Quarter | Q1 | Q2 | Q3 | Q4 | OT | Pts |
|------------|----|-----|----|----|----|-----|
| Packers | 52 | 116 | 56 | 34 | 0 | 258 |
| Opponents | 40 | 42 | 35 | 56 | 0 | 173 |

| Western Div. | W | L | T | Pct | Pts | OP |
|------------------|----------|----------|----------|-------------|------------|------------|
| Cleveland | 9 | 1 | 0 | .900 | 244 | 136 |
| Detroit | 7 | 3 | 0 | .700 | 195 | 194 |
| Green Bay | 6 | 4 | 0 | .600 | 258 | 173 |
| Chi. Bears | 3 | 7 | 0 | .300 | 192 | 235 |
| Chi. Cardinals | 1 | 9 | 0 | .100 | 98 | 228 |

| Receiving | No | Yds | Avg | Long | TD |
|------------------------|------------|-------------|-------------|------------|-----------|
| Hutson | 47 | 834 | 17.7 | 75t | 9 |
| *Luhn | 10 | 151 | 15.1 | 44t | 1 |
| *Goodnight | 7 | 283 | 40.4 | 75t | 3 |
| L.Brock | 4 | 87 | 21.8 | 46 | 0 |
| Mulleneaux | 3 | 31 | 10.3 | 13 | 0 |
| Fritsch | 3 | 13 | 4.3 | 9 | 0 |
| Laws | 2 | 11 | 5.5 | 7 | 0 |
| Perkins | 2 | 11 | 5.5 | 10 | 0 |
| Urban | 1 | 55 | 55.0 | 55 | 0 |
| Comp | 1 | 50 | 50.0 | 50t | 1 |
| *Mosley | 1 | 10 | 10.0 | 10 | 0 |
| Packers | 81 | 1536 | 19.0 | 75t | 14 |
| Opponents | 111 | 1708 | 15.4 | 84t | 9 |

Primary Starters

| | |
|-----|--------------|
| LE | *C.Goodnight |
| | D.Hutson |
| LT | B.Ray |
| LG | C.Tollefson |
| C | C.Brock |
| | B.Flowers |
| RG | P.Tinsley |
| RT | *P.Lipscomb |
| RE | *N.Luhn |
| | J.Mason |
| QB | L.Craig |
| LHB | I.Comp |
| RHB | J.Laws |
| | L.Brock |
| FB | T.Fritsch |

* - rookie

| Interceptions | No | Yds | Avg | Long | TD |
|------------------------|-----------|------------|-------------|------------|----------|
| C.Brock | 4 | 122 | 30.5 | 38 | 2 |
| Hutson | 4 | 15 | 3.8 | 15 | 0 |
| Laws | 3 | 60 | 20.0 | 35 | 0 |
| L.Brock | 3 | 33 | 11.0 | 23 | 0 |
| McKay | 3 | 33 | 11.0 | 18 | 0 |
| Comp | 2 | 67 | 33.5 | 54t | 1 |
| Fritsch | 1 | 69 | 69.0 | 69t | 1 |
| Starret | 1 | 27 | 27.0 | 27 | 0 |
| *Mosley | 1 | 20 | 20.0 | 20 | 0 |
| *Crimmins | 1 | 12 | 12.0 | 12t | 1 |
| Tinsley | 1 | 6 | 6.0 | 6 | 0 |
| Packers | 24 | 464 | 19.3 | 69t | 5 |
| Opponents | 24 | 356 | 14.8 | - | 0 |

| Punting | No | Yds | Avg | TB | In | Lg | B |
|------------------------|-----------|-------------|-------------|----------|----------|-----------|----------|
| McKay | 44 | 1814 | 41.2 | - | - | 73 | 0 |
| *Keuper | 1 | 12 | 12.0 | - | - | 12 | 0 |
| Perkins | 1 | 13 | 13.0 | - | - | 13 | 0 |
| Packers | 46 | 1839 | 40.0 | - | - | 73 | 0 |
| Opponents | 59 | 2210 | 37.5 | - | - | 56 | 0 |

| Punt Returns | Ret | FC | Yds | Avg | Long | TD |
|------------------------|-----------|----------|------------|-------------|-----------|----------|
| Laws | 12 | - | 78 | 6.5 | 21 | 0 |
| McKay | 7 | - | 66 | 9.4 | 17 | 0 |
| *Smith | 6 | - | 67 | 11.2 | 20 | 0 |
| L.Brock | 4 | - | 37 | 9.3 | 18 | 0 |
| Comp | 4 | - | 36 | 9.0 | 15 | 0 |
| Mason | 1 | - | 20 | 20.0 | 20 | 0 |
| *Mosley | 1 | - | 13 | 13.0 | 13 | 0 |
| Packers | 35 | - | 317 | 9.1 | 21 | 0 |
| Opponents | 25 | - | 284 | 11.4 | 32 | 0 |

| Kickoff Returns | No | Yds | Avg | Long | TD |
|------------------------|-----------|------------|-------------|-----------|----------|
| Fritsch | 8 | 279 | 34.9 | 79 | 0 |
| Comp | 5 | 110 | 22.0 | 31 | 0 |
| Hutson | 4 | 37 | 9.3 | 12 | 0 |
| Laws | 4 | 72 | 18.0 | 29 | 0 |
| McKay | 4 | 67 | 16.8 | 26 | 0 |
| *Smith | 2 | 46 | 23.0 | 26 | 0 |
| L.Brock | 1 | 12 | 12.0 | 12 | 0 |
| Craig | 1 | 11 | 11.0 | 11 | 0 |
| *Goodnight | 1 | 8 | 8.0 | 8 | 0 |
| Mason | 1 | 15 | 15.0 | 15 | 0 |
| Pannell | 1 | 10 | 10.0 | 10 | 0 |
| Starret | 1 | 3 | 3.0 | 3 | 0 |
| Packers | 33 | 670 | 20.3 | 79 | 0 |
| Opponents | 39 | 737 | 18.9 | 36 | 0 |

| Passing | Att | Cmp | Yds | Cmp% | Yds/Att | TD% | Int | Int% | LG | Sck | Yds | Rtng |
|------------------------|------------|------------|-------------|-------------|-------------|-----------|------------|-----------|-------------|------------|----------|-------------|
| Comp | 106 | 44 | 865 | 41.5 | 8.16 | 7 | 6.6 | 11 | 10.4 | 75t | - | 53.1 |
| McKay | 89 | 32 | 520 | 36.0 | 5.84 | 5 | 5.6 | 9 | 10.1 | 59t | - | 35.5 |
| L.Brock | 22 | 5 | 151 | 22.7 | 6.86 | 2 | 9.1 | 3 | 13.6 | 50t | - | 46.4 |
| *Mosley | 1 | 0 | 0 | 0.0 | 0.00 | 0 | 0.0 | 1100.0 | 0 | 0 | - | 0.0 |
| Packers | 218 | 81 | 1536 | 37.2 | 7.05 | 14 | 6.4 | 24 | 11.0 | 75t | - | 44.2 |
| Opponents | 231 | 111 | 1708 | 48.1 | 7.39 | 9 | 3.9 | 24 | 10.4 | 84t | - | 46.3 |

6-5-0, .545, THIRD (TIE), WESTERN DIVISION 1946

| Head Coach: | Earl "Curly" Lambeau | GB | Opp | Attend | Site | |
|-------------|--------------------------|----|-----|--------|---------|-----|
| S 29 | Chicago Bears (GB) | L | 7 | 30 | 25,049 | CIS |
| O 6 | Los Angeles Rams (Milw) | L | 17 | 21 | 27,049 | SFP |
| O 13 | @ Philadelphia Eagles | W | 19 | 7 | 36,127 | SP |
| 20 | Pittsburgh Steelers (GB) | W | 17 | 7 | 22,588 | CIS |
| O 27 | Detroit Lions (Milw) | W | 10 | 7 | 23,564 | SFP |
| N 3 | @ Chicago Bears | L | 7 | 10 | 46,321 | WF |
| N 10 | @ Chicago Cardinals | W | 19 | 7 | 30,681 | CoP |
| N 17 | @ Detroit Lions | W | 9 | 0 | 21,055 | BrS |
| N 24 | Chicago Cardinals (GB) | L | 6 | 24 | 16,150 | CIS |
| D 1 | @ Washington Redskins | W | 20 | 7 | 33,691 | GrS |
| D 8 | @ Los Angeles Rams | L | 17 | 38 | 46,838 | LAC |
| | | | 148 | 158 | 329,113 | |

Home: 2-3 (114,400) Away: 4-2 (214,713)

| | GB | Opp | Rushing | No | Yds | Avg | Long | TD |
|------------------------------|---------|---------|------------------|------------|-------------|------------|------------|-----------|
| Total First Downs | 160 | 156 | Canadeo | 122 | 476 | 3.9 | 27 | 0 |
| Rushing | 112 | 82 | Fritsch | 128 | 444 | 3.5 | 32 | 9 |
| Passing | 34 | 59 | *Schlinkman | 97 | 379 | 3.9 | 44 | 2 |
| Penalty | 14 | 15 | *Aberson | 48 | 161 | 3.4 | 13 | 0 |
| Total Net Yards | 2618 | 2661 | Smith | 22 | 119 | 5.4 | 36 | 0 |
| Avg. Per Game | 238.0 | 241.9 | *Forte | 17 | 73 | 4.3 | 20 | 0 |
| Total Plays | 738 | 581 | Comp | 61 | 62 | 1.0 | 29 | 1 |
| Avg. Per Play | 3.5 | 4.6 | *Nussbaumer | 29 | 43 | 1.5 | 16 | 0 |
| Net Yards Rushing | 1765 | 1372 | McKay | 21 | 34 | 1.6 | 9t | 1 |
| Avg. Per Game | 160.5 | 124.7 | Craig | 1 | -3 | -3.0 | -3 | 0 |
| Total Rushes | 560 | 367 | Rohrig | 14 | -23 | -1.6 | 15 | 0 |
| Net Yards Passing | 841 | 1288 | Packers | 560 | 1765 | 3.2 | 44 | 13 |
| Avg. Per Game | 76.5 | 117.1 | Opponents | 367 | 1372 | 3.7 | 61t | 12 |
| Gross Yards | 841 | 1288 | | | | | | |
| Att./Completions | 178/54 | 214/94 | | | | | | |
| Completion Pct. | 30.3 | 43.9 | | | | | | |
| Had Intercepted | 18 | 24 | | | | | | |
| Yards Gained/Laterals | 12 | 1 | | | | | | |
| Punts/Average | 65/42.9 | 60/41.9 | | | | | | |
| Penalties/Yards | 82/693 | 76/628 | | | | | | |
| Fumbles/Ball Lost | 24/11 | 45/28 | | | | | | |
| Touchdowns | 17 | 21 | | | | | | |
| Rushing | 13 | 12 | | | | | | |
| Passing | 4 | 6 | | | | | | |
| Returns | 0 | 3 | | | | | | |

| Western Div. | W | L | T | Pct | Pts | OP |
|------------------|----------|----------|----------|-------------|------------|------------|
| Chi. Bears | 8 | 2 | 1 | .800 | 289 | 193 |
| Los Angeles | 6 | 4 | 1 | .600 | 277 | 257 |
| Green Bay | 6 | 5 | 0 | .545 | 148 | 158 |
| Chi. Cardinals | 6 | 5 | 0 | .545 | 260 | 198 |
| Detroit | 1 | 10 | 0 | .091 | 142 | 310 |

| Receiving | No | Yds | Avg | Long | TD |
|------------------|-----------|-------------|-------------|-----------|----------|
| Goodnight | 16 | 308 | 19.3 | 51t | 1 |
| Luhn | 16 | 224 | 14.0 | 36t | 2 |
| *Nussbaumer | 10 | 143 | 14.3 | 35 | 0 |
| *Wells | 2 | 74 | 37.0 | 65 | 0 |
| Rohrig | 2 | 36 | 18.0 | 21 | 0 |
| Canadeo | 2 | 25 | 12.5 | 15 | 0 |
| Fritsch | 2 | 13 | 6.5 | 12t | 1 |
| *Forte | 2 | 5 | 2.5 | 4 | 0 |
| *Prescott | 1 | 8 | 8.0 | 8 | 0 |
| *Schlinkman | 1 | 5 | 5.0 | 5 | 0 |
| Packers | 54 | 841 | 15.6 | 65 | 4 |
| Opponents | 94 | 1288 | 13.7 | 54 | 6 |

* - rookie

| Passing | Att | Cmp | Yds | Cmp% | Yds/Att | TD | TD% | Int | Int% | LG | Sck | Yds | Rtg |
|------------------|------------|-----------|-------------|-------------|-------------|----------|------------|-----------|-------------|-----------|----------|-------------|-------|
| Comp | 94 | 27 | 333 | 28.7 | 3.54 | 1 | 1.1 | 8 | 8.5 | 35 | - | - | 9.9 |
| *Aberson | 41 | 14 | 184 | 34.1 | 4.49 | 0 | 0.0 | 5 | 12.2 | 30 | - | - | 9.7 |
| Canadeo | 27 | 7 | 189 | 25.9 | 7.00 | 1 | 3.7 | 3 | 11.1 | 51t | - | - | 29.0 |
| Rohrig | 8 | 2 | 97 | 25.0 | 12.13 | 1 | 12.5 | 1 | 12.5 | 65 | - | - | 77.6 |
| *Forte | 7 | 3 | 28 | 42.9 | 4.00 | 1 | 14.3 | 1 | 14.3 | 15 | - | - | 54.5 |
| *Nussbaumer | 1 | 1 | 10 | 100.0 | 10.00 | 0 | 0.0 | 0 | 0.0 | 10 | - | - | 108.3 |
| Packers | 178 | 54 | 841 | 30.3 | 4.72 | 4 | 2.2 | 18 | 10.1 | 65 | - | 15.0 | |
| Opponents | 214 | 94 | 1288 | 43.9 | 6.02 | 6 | 2.8 | 24 | 11.2 | 54 | - | 33.5 | |

| Scoring | TD | Ru | Pa | Rt | PAT | FG | S | Pts |
|------------------|-----------|-----------|----------|----------|--------------|-------------|----------|------------|
| Fritsch | 10 | 9 | 1 | 0 | 13/15 | 9/17 | 0 | 100 |
| Luhn | 2 | 0 | 2 | 0 | | | | 14 |
| *Schlinkman | 2 | 2 | 0 | 0 | | | | 12 |
| McKay | 1 | 1 | 0 | 0 | 2/2 | 0/0 | 0 | 8 |
| Comp | 1 | 1 | 0 | 0 | | | | 6 |
| Goodnight | 1 | 0 | 1 | 0 | | | | 6 |
| *Odson | 0 | 0 | 0 | 0 | | | | 2 |
| Packers | 17 | 13 | 4 | 0 | 15/17 | 9/17 | 2 | 148 |
| Opponents | 21 | 12 | 6 | 3 | 20/21 | 4/7 | 0 | 158 |

| Interceptions | No | Yds | Avg | Long | TD |
|------------------|-----------|------------|-------------|------------|----------|
| Rohrig | 5 | 134 | 26.8 | 51 | 0 |
| *Aberson | 3 | 53 | 17.7 | 33 | 0 |
| *Nussbaumer | 3 | 31 | 10.3 | 16 | 0 |
| Keuper | 3 | 22 | 7.3 | 10 | 0 |
| Comp | 2 | 38 | 19.0 | 21 | 0 |
| *Forte | 2 | 23 | 11.5 | 16 | 0 |
| Canadeo | 1 | 23 | 23.0 | 23 | 0 |
| McKay | 1 | 20 | 20.0 | 20 | 0 |
| Mosley | 1 | 20 | 20.0 | 20 | 0 |
| Mitchell | 1 | 18 | 18.0 | 18 | 0 |
| Fritsch | 1 | 15 | 15.0 | 15 | 0 |
| Ray | 1 | 2 | 2.0 | 2 | 0 |
| Packers | 24 | 399 | 16.6 | 51 | 0 |
| Opponents | 18 | 275 | 15.3 | 85t | 1 |

| Punting | No | Yds | Avg | TD | In | Ln | B |
|------------------|-----------|-------------|-------------|----------|-----------|----------|----|
| McKay | 64 | 2735 | 42.7 | - | - | - | 64 |
| Fritsch | 1 | 52 | 52.0 | - | - | - | 52 |
| Packers | 65 | 2787 | 42.9 | - | 64 | 1 | |
| Opponents | 60 | 2513 | 41.9 | - | 69 | 0 | |

| Punt Returns | Ret | FC | Yds | Avg | Long | TD |
|------------------|-----------|----------|------------|-------------|-----------|----------|
| *Nussbaumer | 12 | - | 98 | 8.2 | 21 | 0 |
| Rohrig | 8 | - | 98 | 12.3 | 18 | 0 |
| Canadeo | 6 | - | 76 | 12.7 | 22 | 0 |
| Smith | 2 | - | 12 | 6.0 | 8 | 0 |
| Packers | 28 | - | 284 | 10.1 | 22 | 0 |
| Opponents | 35 | - | 414 | 11.8 | 70 | 0 |

| Kickoff Returns | No | Yds | Avg | Long | TD |
|------------------|-----------|------------|-------------|-----------|----------|
| Canadeo | 6 | 163 | 27.2 | 38 | 0 |
| *Nussbaumer | 6 | 148 | 24.7 | 44 | 0 |
| Rohrig | 5 | 106 | 21.2 | 27 | 0 |
| *Aberson | 3 | 69 | 23.0 | 26 | 0 |
| Fritsch | 3 | 68 | 22.7 | 37 | 0 |
| Craig | 2 | 18 | 9.0 | 11 | 0 |
| Luhn | 2 | 28 | 14.0 | 17 | 0 |
| McKay | 2 | 41 | 20.5 | 22 | 0 |
| *Schlinkman | 2 | 43 | 21.5 | 23 | 0 |
| Comp | 1 | 29 | 29.0 | 29 | 0 |
| Keuper | 1 | 6 | 6.0 | 6 | 0 |
| Smith | 1 | 21 | 21.0 | 21 | 0 |
| Packers | 34 | 740 | 21.8 | 41 | 0 |
| Opponents | 28 | 683 | 24.4 | 51 | 0 |

Primary Starters

| | |
|-----|----------------|
| LE | C.Goodnight |
| LT | B.Ray |
| LG | *D.Wildung |
| C | C.Brock |
| RG | *M.Pregulman |
| RT | P.Lipscomb |
| RE | N.Luhn |
| | *D.Wells |
| QB | L.Craig |
| LHB | B.Smith (3) |
| | I.Comp (2) |
| | T.Canadeo (2) |
| | *C.Aberson (2) |
| RHB | H.Rohrig |
| | *B.Nussbaumer |
| FB | T.Fritsch |

COMMUNITY

ADMIN. & COACHES

VETERANS

DRAFT & FREE AGENTS

2016 REVIEW

1946

LAMBEAU FIELD

MISC.

1947 6-5-1, .545, THIRD, WESTERN DIVISION

| Head Coach: Earl "Curly" Lambeau | | GB | Opp | Attend | Site | |
|----------------------------------|----------------------------|------------------------------|-----|---------|--------|-----|
| S 28 | Chicago Bears (GB) | W | 29 | 20 | 25,461 | CtS |
| O 5 | Los Angeles Rams (Milw) | W | 17 | 14 | 31,613 | SFP |
| O 12 | Chicago Cardinals (GB) | L | 10 | 14 | 25,562 | CtS |
| O 19 | Washington Redskins (Milw) | W | 27 | 10 | 28,572 | SFP |
| O 26 | Detroit Lions (GB) | W | 34 | 17 | 25,179 | CtS |
| N 2 | Pittsburgh Steelers (Milw) | L | 17 | 18 | 30,073 | SFP |
| N 9 | @ Chicago Bears | L | 17 | 20 | 46,112 | WF |
| N 16 | @ Chicago Cardinals | L | 20 | 21 | 40,086 | CoP |
| N 23 | @ New York Giants | T | 24 | 24 | 27,939 | PG |
| N 30 | @ Los Angeles Rams | W | 30 | 10 | 31,040 | LAC |
| D 7 | @ Detroit Lions | W | 35 | 14 | 14,055 | BrS |
| D 14 | @ Philadelphia Eagles | L | 14 | 28 | 24,216 | SP |
| Home: 4-2 (166,400) | | Away: 2-3-1 (183,508) | | | | |
| | | 274 | 210 | 349,908 | | |

| Scoring | TD | Ru | Pa | Rt | PAT | FG | S | PTS |
|------------------|-----------|-----------|-----------|----------|--------------|--------------|----------|------------|
| Fritsch | 6 | 6 | 0 | 0 | 2/2 | 6/13 | 0 | 56 |
| Cuff | 0 | 0 | 0 | 0 | 30/30 | 7/16 | 0 | 51 |
| Luhn | 7 | 0 | 7 | 0 | | | 0 | 42 |
| Goodnight | 6 | 0 | 6 | 0 | | | 0 | 36 |
| B.Forte | 3 | 0 | 2 | 1 | | | 0 | 18 |
| Smith | 2 | 1 | 1 | 0 | | | 1 | 14 |
| Canadeo | 2 | 2 | 0 | 0 | | | 0 | 12 |
| *Cody | 2 | 2 | 0 | 0 | | | 0 | 12 |
| Schlinkman | 2 | 2 | 0 | 0 | | | 0 | 12 |
| Gillette | 1 | 0 | 1 | 0 | | | 0 | 6 |
| Jacobs | 1 | 1 | 0 | 0 | | | 0 | 6 |
| Neal | 1 | 0 | 0 | 1 | | | 0 | 6 |
| Wildung | 0 | 0 | 0 | 0 | | | 1 | 2 |
| McKay | 0 | 0 | 0 | 0 | 1/1 | 0/0 | 0 | 1 |
| Packers | 33 | 14 | 17 | 2 | 33/33 | 13/29 | 2 | 274 |
| Opponents | 28 | 13 | 14 | 1 | 25/28 | 5/11 | 1 | 210 |

| | GB | Opp | Rushing | No | Yds | Avg | Long | TD |
|------------------------------|----------|---------|------------------|------------|-------------|------------|-----------|-----------|
| Total First Downs | 206 | 193 | Canadeo | 103 | 464 | 4.5 | 35 | 2 |
| Rushing | 105 | 96 | Schlinkman | 115 | 439 | 3.8 | 20 | 2 |
| Passing | 82 | 71 | Smith | 47 | 288 | 6.1 | 37 | 1 |
| Penalty | 19 | 26 | *Cody | 56 | 263 | 4.7 | 32t | 2 |
| Total Net Yards | 3769 | 3206 | Fritsch | 68 | 247 | 3.6 | 48 | 6 |
| Avg. Per Game | 314.1 | 267.2 | Gillette | 50 | 207 | 4.1 | 26 | 0 |
| Total Plays | 763 | 710 | B.Forte | 29 | 80 | 2.8 | 12 | 0 |
| Avg. Per Play | 4.9 | 4.5 | Jacobs | 18 | 64 | 3.6 | 15t | 1 |
| Net Yards Rushing | 2149 | 1606 | Comp | 5 | 46 | 9.2 | 34 | 0 |
| Avg. Per Game | 179.1 | 133.8 | Rohrig | 7 | 22 | 3.1 | 6 | 0 |
| Total Rushes | 510 | 433 | Keuper | 6 | 14 | 2.3 | 8 | 0 |
| Net Yards Passing | 1620 | 1600 | McKay | 3 | 11 | 3.7 | 5 | 0 |
| Avg. Per Game | 135.0 | 133.3 | Cuff | 1 | 7 | 7.0 | 7 | 0 |
| Gross Yards | 1724 | 1790 | Goodnight | 1 | -1 | -1.0 | -1 | 0 |
| Att./Completions | 253/112 | 277/122 | *Wilson | 1 | -2 | -2.0 | -2 | 0 |
| Completion Pct. | 44.3 | 44.0 | Packers | 510 | 2149 | 4.2 | 48 | 14 |
| Had Intercepted | 19 | 30 | Opponents | 433 | 1606 | 3.7 | 41 | 13 |
| Yards Gained/Laterals | 0 | 0 | | | | | | |
| Punts/Average | 65/43.6 | 65/43.5 | | | | | | |
| Penalties/Yards | 104/1019 | 88/759 | | | | | | |
| Fumbles/Ball Lost | 24/13 | 41/21 | | | | | | |
| Touchdowns | 33 | 28 | | | | | | |
| Rushing | 14 | 13 | | | | | | |
| Passing | 17 | 14 | | | | | | |
| Returns | 2 | 1 | | | | | | |

| Western Div. | W | L | T | Pct | Pts | OP |
|------------------|----------|----------|----------|-------------|------------|------------|
| Chi. Cardinals | 9 | 3 | 0 | .750 | 306 | 231 |
| Chi. Bears | 8 | 4 | 0 | .667 | 363 | 241 |
| Green Bay | 6 | 5 | 1 | .545 | 274 | 210 |
| Los Angeles | 6 | 6 | 0 | .500 | 259 | 214 |
| Detroit | 3 | 9 | 0 | .250 | 231 | 305 |

| Interceptions | No | Yds | Avg | Long | TD |
|------------------|-----------|------------|-------------|------------|----------|
| B.Forte | 9 | 140 | 15.6 | 68t | 1 |
| Comp | 6 | 65 | 10.8 | 30 | 0 |
| Rohrig | 5 | 80 | 16.0 | 28 | 0 |
| Jacobs | 4 | 64 | 16.0 | 29 | 0 |
| Keuper | 2 | 41 | 20.5 | 26 | 0 |
| Brock | 2 | 14 | 7.0 | 7 | 0 |
| Flowers | 1 | 12 | 12.0 | 12 | 0 |
| Fritsch | 1 | 12 | 12.0 | 12 | 0 |
| Packers | 30 | 428 | 14.3 | 68t | 1 |
| Opponents | 19 | 293 | 15.4 | 63t | 1 |

| Punting | No | Yds | Avg | TB | In | Lg | B |
|------------------|-----------|-------------|-------------|----|----|-----------|----------|
| Jacobs | 57 | 2481 | 43.5 | - | - | 74 | 1 |
| McKay | 8 | 350 | 43.8 | - | - | 54 | 0 |
| Packers | 65 | 2831 | 43.6 | - | - | 74 | 1 |
| Opponents | 65 | 2830 | 43.5 | - | - | 86 | 0 |

| By Quarter | Q1 | Q2 | Q3 | Q4 | OT | Pts |
|------------|----|----|----|----|----|-----|
| Packers | 49 | 61 | 85 | 79 | 0 | 274 |
| Opponents | 37 | 57 | 58 | 58 | 0 | 210 |

| Receiving | No | Yds | Avg | Long | TD |
|------------------|------------|-------------|-------------|------------|-----------|
| Luhn | 42 | 696 | 16.6 | 44 | 7 |
| Goodnight | 38 | 593 | 15.6 | 69t | 6 |
| Gillette | 12 | 224 | 18.7 | 50 | 1 |
| B.Forte | 7 | 80 | 11.4 | 22t | 2 |
| Smith | 4 | 50 | 12.5 | 36t | 1 |
| *Wilson | 3 | 34 | 11.3 | 15 | 0 |
| Keuper | 2 | 37 | 18.5 | 26 | 0 |
| Schlinkman | 2 | -6 | -3.0 | -1 | 0 |
| Craig | 1 | 14 | 14.0 | 14 | 0 |
| *Cody | 1 | 2 | 2.0 | 2 | 0 |
| Packers | 112 | 1724 | 15.4 | 69t | 17 |
| Opponents | 122 | 1790 | 14.7 | 66t | 14 |

| Punt Returns | Ret | FC | Yds | Avg | Long | TD |
|------------------|-----------|----------|------------|-------------|-----------|----------|
| Rohrig | 18 | - | 213 | 11.8 | 28 | 0 |
| Gillette | 11 | - | 168 | 15.3 | 26 | 0 |
| Canadeo | 10 | - | 111 | 11.1 | 24 | 0 |
| *Cody | 2 | - | 30 | 15.0 | 20 | 0 |
| Comp | 1 | - | 0 | 0.0 | 0 | 0 |
| B.Forte | 1 | - | 15 | 15.0 | 15 | 0 |
| Jacobs | 1 | - | 4 | 4.0 | 4 | 0 |
| Smith | 1 | - | 22 | 22.0 | 22 | 0 |
| Packers | 45 | - | 563 | 12.5 | 28 | 0 |
| Opponents | 44 | - | 483 | 11.0 | 35 | 0 |

| Kickoff Returns | No | Yds | Avg | Long | TD |
|------------------|-----------|-------------|-------------|-----------|----------|
| Canadeo | 15 | 312 | 20.8 | 35 | 0 |
| *Cody | 10 | 269 | 26.9 | 39 | 0 |
| Fritsch | 5 | 100 | 20.0 | 25 | 0 |
| Gillette | 3 | 66 | 22.0 | 29 | 0 |
| Smith | 3 | 61 | 20.3 | 23 | 0 |
| B.Forte | 2 | 28 | 14.0 | 23 | 0 |
| Luhn | 2 | 30 | 15.0 | 18 | 0 |
| Goodnight | 1 | 7 | 7.0 | 7 | 0 |
| Lipscomb | 1 | 1 | 1.0 | 1 | 0 |
| Packers | 42 | 874 | 20.8 | 39 | 0 |
| Opponents | 48 | 1034 | 21.5 | 40 | 0 |

Primary Starters

| | |
|-----|-------------|
| LE | C.Goodnight |
| LT | B.Ray |
| LG | D.Wildung |
| C | L.Gatewood |
| | C.Brock |
| RG | D.Tassos |
| | *R.Davis |
| RT | P.Lipscomb |
| RE | N.Luhn |
| QB | J.Jacobs |
| LB | L.Craig |
| LHB | B.Smith |
| | T.Canadeo |
| RHB | B.Forte |
| | H.Rohrig |
| FB | T.Fritsch |

* - rookie

| Passing | Att | Cmp | Yds | Cmp% | Yds/Att | TD% | Int | Int% | LG | Sck | Yds | Rtg |
|------------------|------------|------------|-------------|-------------|-------------|-----------|------------|-----------|-------------|------------|------------|-------------|
| Jacobs | 242 | 108 | 1615 | 44.6 | 6.67 | 16 | 6.6 | 17 | 7.0 | 69t | - | 59.8 |
| Canadeo | 8 | 3 | 101 | 37.5 | 12.63 | 1 | 12.5 | 1 | 12.5 | 38 | - | 85.4 |
| B.Forte | 2 | 1 | 8 | 50.0 | 4.00 | 0 | 0.0 | 0 | 0.0 | 8 | - | 60.4 |
| Comp | 1 | 0 | 0 | 0.0 | 0.00 | 0 | 0.0 | 1 | 100.0 | 0 | - | 0.0 |
| Packers | 253 | 112 | 1724 | 44.3 | 6.81 | 17 | 6.7 | 19 | 7.5 | 69t | 104 | 58.5 |
| Opponents | 277 | 122 | 1790 | 44.0 | 6.46 | 14 | 5.1 | 30 | 10.8 | 66t | 190 | 43.0 |

COMMUNITY
 ADMIN. & COACHES
 VETERANS
 DRAFT & FREE AGENTS
 2016 REVIEW
 1947
 LAMBEAU FIELD
 MISC.

| Head Coach: Earl "Curly" Lambeau | | GB | Opp | Attend | Site | |
|----------------------------------|---------------------------------|----|-----|--------|---------|-----|
| S 17 | @ Boston Yanks..... | W | 31 | 0 | 15,443 | FP |
| S 26 | Chicago Bears (GB)..... | L | 7 | 45 | 25,546 | CIS |
| O 3 | Detroit Lions (GB)..... | W | 33 | 21 | 24,206 | CIS |
| O 10 | Chicago Cardinals (Milw)..... | L | 7 | 17 | 34,369 | SFP |
| O 17 | Los Angeles Rams (GB)..... | W | 16 | 0 | 25,119 | CIS |
| O 24 | Washington Redskins (Milw)..... | L | 7 | 23 | 13,433 | SFP |
| O 31 | @ Detroit Lions..... | L | 20 | 24 | 16,174 | BrS |
| N 7 | @ Pittsburgh Steelers..... | L | 7 | 38 | 26,058 | FoF |
| N 14 | @ Chicago Bears..... | L | 6 | 7 | 48,113 | WF |
| N 21 | New York Giants (Milw)..... | L | 3 | 49 | 12,639 | SFP |
| N 28 | @ Los Angeles Rams..... | L | 10 | 24 | 23,874 | LAC |
| D 5 | @ Chicago Cardinals..... | L | 7 | 42 | 26,072 | CoP |
| | | | 154 | 290 | 291,046 | |

Home: 2-4 (135,312) Away: 1-5 (155,734)

| | GB | Opp |
|------------------------------------|---------|---------|
| Total First Downs | 172 | 222 |
| Rushing..... | 89 | 132 |
| Passing..... | 58 | 74 |
| Penalty..... | 25 | 16 |
| Total Net Yards | 2842 | 3698 |
| Avg. Per Game..... | 236.8 | 308.2 |
| Total Plays..... | 720 | 797 |
| Avg. Per Play..... | 3.9 | 4.6 |
| Net Yards Rushing | 1759 | 2153 |
| Avg. Per Game..... | 146.6 | 179.4 |
| Total Rushes..... | 446 | 537 |
| Net Yards Passing | 1071 | 1476 |
| Avg. Per Game..... | 89.3 | 123.0 |
| Gross Yards..... | 1364 | 1626 |
| Att./Completions..... | 274/109 | 260/134 |
| Completion Pct..... | 39.8 | 51.5 |
| Had Intercepted..... | 29 | 29 |
| Yards Gained/Laterals | 12 | 69 |
| Punts/Average | 78/40.3 | 70/43.3 |
| Penalties/Yards | 104/941 | 91/771 |
| Fumbles/Ball Lost | 30/19 | 23/15 |
| Touchdowns | 20 | 39 |
| Rushing..... | 11 | 21 |
| Passing..... | 8 | 13 |
| Returns..... | 1 | 5 |

| By Quarter | Q1 | Q2 | Q3 | Q4 | OT | Pts |
|------------|----|----|----|----|----|-----|
| Packers | 40 | 44 | 20 | 50 | 0 | 154 |
| Opponents | 55 | 90 | 59 | 86 | 0 | 290 |

Primary Players by Position

| | | | |
|---|--------------|----|--------------|
| E | T.Cook | QB | J.Jacobs |
| | L.Craig | HB | T.Canadeo |
| | C.Goodnight | | I.Comp |
| | N.Luhn | | *R.Earhart |
| | D.Wells | | B.Forte |
| | G.Wilson | | *J.Girard |
| T | P.Lipscomb | | *F.Provo |
| | E.Neal | | *E.Smith |
| | U.Odson | FB | E.Cody |
| | B.Ray | | T.Fritsch |
| C | *L.Baxter | | W.Schlinkman |
| | B.Flowers | | |
| | *J.Rhodemyre | | |
| G | E.Bell | | |
| | R.Davis | | |
| | *L.Olsonoski | | |
| | D.Tassos | | |
| | E.Vogds | | |
| | D.Wildung | | |

| | GB | Opp | Rushing | No | Yds | Avg | Long | TD |
|------------------------|------------|-------------|------------|------------|-----------|-----|------|----|
| Canadeo..... | 123 | 589 | 4.8 | 49t | 4 | | | |
| Schlinkman..... | 106 | 441 | 4.2 | 19 | 4 | | | |
| Fritsch..... | 37 | 173 | 4.7 | 30 | 0 | | | |
| *Earhart..... | 30 | 140 | 4.7 | 72t | 1 | | | |
| *Provo..... | 29 | 90 | 3.1 | 15 | 0 | | | |
| *E.Smith..... | 27 | 85 | 3.1 | 10 | 0 | | | |
| Jacobs..... | 24 | 73 | 3.0 | 23 | 1 | | | |
| Cody..... | 26 | 58 | 2.2 | 10 | 0 | | | |
| Forte..... | 12 | 30 | 2.5 | 9 | 1 | | | |
| Roskie..... | 5 | 28 | 5.6 | 9 | 1 | | | |
| *Girard..... | 13 | 26 | 2.0 | 7 | 0 | | | |
| B.Smith..... | 6 | 21 | 3.5 | 20 | 0 | | | |
| Comp..... | 3 | 3 | 1.0 | 2 | 0 | | | |
| *Moss..... | 5 | 2 | 0.4 | 3 | 0 | | | |
| Packers | 446 | 1759 | 3.9 | 72t | 11 | | | |
| Opponents | 537 | 2153 | 4.0 | 72t | 20 | | | |

| Western Div. | W | L | T | Pct | Pts | OP |
|------------------|----------|----------|----------|-------------|------------|------------|
| Chi. Cardinals | 11 | 1 | 0 | .917 | 395 | 226 |
| Chi. Bears | 10 | 2 | 0 | .833 | 375 | 151 |
| Los Angeles | 6 | 5 | 1 | .545 | 327 | 269 |
| Green Bay | 3 | 9 | 0 | .250 | 154 | 290 |
| Detroit | 2 | 10 | 0 | .167 | 200 | 407 |

| | Receiving | No | Yds | Avg | Long | TD |
|------------------------|------------|-------------|-------------|------------|-----------|----|
| Goodnight..... | 28 | 448 | 16.0 | 57 | 3 | |
| Luhn..... | 17 | 285 | 16.8 | 40 | 2 | |
| *Earhart..... | 17 | 194 | 11.4 | 64t | 2 | |
| Cook..... | 13 | 156 | 12.0 | 23 | 0 | |
| *E.Smith..... | 12 | 121 | 10.1 | 49 | 0 | |
| Canadeo..... | 9 | 81 | 9.0 | 32 | 0 | |
| Forte..... | 6 | 63 | 10.5 | 19 | 1 | |
| *Provo..... | 4 | -9 | -2.2 | 3 | 0 | |
| Wilson..... | 2 | 23 | 11.5 | 14 | 0 | |
| *Girard..... | 1 | 2 | 2.0 | 2 | 0 | |
| Packers | 109 | 1364 | 12.5 | 64t | 8 | |
| Opponents | 134 | 1626 | 12.1 | 61t | 13 | |

| | Passing | Att | Cmp | Yds | Cmp% | Yds/Att | TD | TD% | Int | Int% | LG | Sck | Yds | Rtng |
|------------------------|------------|------------|-------------|-------------|-------------|-----------|------------|-----------|-------------|------------|------------|-------------|-------|------|
| Jacobs..... | 184 | 82 | 848 | 44.6 | 4.61 | 5 | 2.7 | 21 | 11.4 | 64t | - | - | 27.9 | |
| Comp..... | 49 | 16 | 335 | 32.7 | 6.84 | 1 | 2.0 | 7 | 14.3 | 50t | - | - | 25.0 | |
| *Moss..... | 17 | 4 | 20 | 23.5 | 1.18 | 0 | 0.0 | 0 | 0.0 | 10 | - | - | 39.6 | |
| *Girard..... | 14 | 4 | 117 | 28.6 | 8.36 | 1 | 7.1 | 1 | 7.1 | 40 | - | - | 56.0 | |
| Canadeo..... | 8 | 2 | 24 | 25.0 | 3.00 | 0 | 0.0 | 0 | 0.0 | 15 | - | - | 39.6 | |
| *Provo..... | 1 | 1 | 20 | 100.0 | 20.00 | 1 | 100.0 | 0 | 0.0 | 20 | - | - | 158.3 | |
| B.Smith..... | 1 | 0 | 0 | 0.00 | 0.00 | 0 | 0.0 | 0 | 0.0 | 0 | - | - | 39.6 | |
| Packers | 274 | 109 | 1364 | 39.8 | 4.98 | 8 | 2.9 | 29 | 10.6 | 64t | 293 | 26.1 | | |
| Opponents | 260 | 134 | 1626 | 51.5 | 6.25 | 13 | 5.0 | 29 | 11.2 | 61t | 150 | 48.2 | | |

| Scoring | TD | Ru | Pa | Rt | PAT | FG | S | PTS |
|------------------|-----------|-----------|-----------|----------|--------------|-------------|----------|------------|
| Fritsch | 1 | 0 | 0 | 1 | 5/6 | 6/16 | 0 | 29 |
| Canadeo | 4 | 4 | 0 | 0 | 0 | 0 | 0 | 24 |
| Schlinkman | 4 | 4 | 0 | 0 | 0 | 0 | 0 | 24 |
| *Earhart | 3 | 1 | 2 | 0 | 0 | 0 | 0 | 18 |
| Goodnight | 3 | 0 | 3 | 0 | 0 | 0 | 0 | 18 |
| Luhn | 2 | 0 | 2 | 0 | 0 | 0 | 0 | 12 |
| Cody | 0 | 0 | 0 | 0 | 11/13 | 0/0 | 0 | 11 |
| Forte | 1 | 0 | 1 | 0 | 0 | 0 | 0 | 6 |
| Jacobs | 1 | 1 | 0 | 0 | 0 | 0 | 0 | 6 |
| Roskie | 1 | 1 | 0 | 0 | 0 | 0 | 0 | 6 |
| Packers | 20 | 11 | 8 | 1 | 16/19 | 6/16 | 0 | 154 |
| Opponents | 39 | 21 | 13 | 5 | 38/39 | 6/14 | 0 | 290 |

| Interceptions | No | Yds | Avg | Long | TD |
|------------------------|-----------|------------|-------------|------------|----------|
| Cook..... | 6 | 81 | 13.5 | 27 | 0 |
| Comp..... | 5 | 86 | 17.2 | 28 | 0 |
| Forte..... | 5 | 56 | 11.2 | 40 | 0 |
| Flowers..... | 4 | 21 | 5.3 | 19 | 0 |
| Canadeo..... | 3 | 26 | 8.7 | 25 | 0 |
| Wilson..... | 2 | 13 | 6.5 | 13 | 0 |
| Fritsch..... | 1 | 52 | 52.0 | 52 | 0 |
| *Girard..... | 1 | 34 | 34.0 | 34 | 0 |
| *Rhodemyre..... | 1 | 24 | 24.0 | 24 | 0 |
| Roskie..... | 1 | 12 | 12.0 | 12 | 0 |
| Packers | 29 | 405 | 14 | 52 | 0 |
| Opponents | 29 | 457 | 15.8 | 82t | 3 |

| Punting | No | Yds | Avg | TB | In | Lg | B |
|------------------------|-----------|-------------|-------------|----------|----------|-----------|----------|
| Jacobs..... | 69 | 2782 | 40.3 | - | - | 78 | 1 |
| *Girard..... | 8 | 320 | 40.0 | - | - | 49 | 0 |
| Canadeo..... | 1 | 38 | 38.0 | - | - | 38 | 0 |
| Packers | 78 | 3140 | 40.3 | - | - | 78 | 1 |
| Opponents | 70 | 3029 | 43.3 | - | - | 88 | 0 |

| Punt Returns | Ret | FC | Yds | Avg | Long | TD |
|------------------------|-----------|----------|------------|-------------|------------|----------|
| *Provo..... | 18 | - | 208 | 11.6 | 40 | 0 |
| *Earhart..... | 11 | - | 137 | 12.5 | 27 | 0 |
| *E.Smith..... | 8 | - | 71 | 8.9 | 27 | 0 |
| Canadeo..... | 4 | - | 55 | 13.8 | 20 | 0 |
| Comp..... | 3 | - | 35 | 11.7 | 16 | 0 |
| Cook..... | 2 | - | 18 | 9.0 | 14 | 0 |
| Jacobs..... | 1 | - | 3 | 3.0 | 3 | 0 |
| Packers | 47 | - | 527 | 11.2 | 40 | 0 |
| Opponents | 38 | - | 473 | 12.4 | 49t | 1 |

| Kickoff Returns | No | Yds | Avg | Long | TD |
|------------------------|-----------|------------|-------------|------------|----------|
| *E.Smith..... | 12 | 287 | 23.9 | 36 | 0 |
| *Provo..... | 10 | 205 | 20.5 | 28 | 0 |
| Canadeo..... | 9 | 166 | 18.4 | 28 | 0 |
| Schlinkman..... | 4 | 89 | 22.3 | 34 | 0 |
| Luhn..... | 3 | 18 | 6.0 | 11 | 0 |
| Cody..... | 2 | 31 | 15.5 | 20 | 0 |
| *Earhart..... | 2 | 51 | 25.5 | 27 | 0 |
| Forte..... | 2 | 30 | 15.0 | 17 | 0 |
| Fritsch..... | 1 | 17 | 17.0 | 17 | 0 |
| *Girard..... | 1 | 20 | 20.0 | 20 | 0 |
| Goodnight..... | 1 | 12 | 12.0 | 12 | 0 |
| Packers | 47 | 926 | 19.7 | 36 | 0 |
| Opponents | 22 | 611 | 27.8 | 96t | 1 |

* - rookie

COMMUNITY
ADMIN. & COACHES
VETERANS
DRAFT & FREE AGENTS
2016 REVIEW
1948
LAMBEAU FIELD
MISC.

1949 2-10-0, .167, FIFTH, WESTERN DIVISION

| Head Coach: Earl "Curly" Lambeau | | GB | Opp | Attend | Site |
|----------------------------------|----------------------------|----|---------|---------|------|
| S 25 | Chicago Bears (GB) | L | 0 17 | 25,571 | CtS |
| O 2 | Los Angeles Rams (GB) | L | 7 48 | 24,308 | CtS |
| O 7 | @ New York Bulldogs | W | 19 0 | 5,099 | PG |
| O 16 | Chicago Cardinals (Milw) | L | 17 39 | 18,464 | SFP |
| O 23 | @ Los Angeles Rams | L | 7 35 | 37,546 | LAC |
| O 30 | Detroit Lions (Milw) | W | 16 14 | 10,855 | SFP |
| N 6 | @ Chicago Bears | L | 3 24 | 47,218 | WF |
| N 13 | New York Giants (GB) | L | 10 30 | 20,151 | CtS |
| N 20 | Pittsburgh Steelers (Milw) | L | 7 30 | 5,483 | SFP |
| N 27 | @ Chicago Cardinals | L | 21 41 | 16,787 | CoP |
| D 4 | @ Washington Redskins | L | 0 30 | 23,200 | GrS |
| D 11 | @ Detroit Lions | L | 7 21 | 12,576 | BrS |
| | | | 114 329 | 247,258 | |

Home: 1-5 (104,832) Away: 1-5 (142,426)

| Scoring | TD | Ru | Pa | Rt | PAT | FG | S | PTS |
|------------------|-----------|-----------|-----------|----------|--------------|--------------|----------|------------|
| Fritsch | 1 | 1 | 0 | 0 | 11/13 | 5/20 | 0 | 32 |
| Canadeo | 4 | 4 | 0 | 0 | | | 0 | 24 |
| Pritko | 2 | 0 | 2 | 0 | | | 0 | 12 |
| Cook | 1 | 0 | 1 | 0 | | | 0 | 6 |
| Earhart | 1 | 0 | 0 | 1 | | | 0 | 6 |
| Girard | 1 | 1 | 0 | 0 | | | 0 | 6 |
| *Heath | 1 | 1 | 0 | 0 | | | 0 | 6 |
| Johnson | 1 | 0 | 1 | 0 | | | 0 | 6 |
| *Kelley | 1 | 0 | 1 | 0 | | | 0 | 6 |
| Luhn | 1 | 0 | 1 | 0 | | | 0 | 6 |
| *Ethridge | 0 | 0 | 0 | 0 | 1/1 | 1/2 | 0 | 4 |
| Packers | 14 | 7 | 5 | 2 | 12/14 | 6/22 | 0 | 114 |
| Opponents | 42 | 20 | 15 | 7 | 40/41 | 11/26 | 2 | 329 |

| | GB | Opp | Rushing | No | Yds | Avg | Long | TD |
|------------------------------|---------|---------|------------------|------------|-------------|------------|------------|-----------|
| Total First Downs | 182 | 218 | Canadeo | 208 | 1052 | 5.1 | 54 | 4 |
| Rushing | 99 | 110 | Fritsch | 69 | 227 | 3.3 | 27 | 1 |
| Passing | 68 | 89 | Girard | 45 | 198 | 4.4 | 35 | 1 |
| Penalty | 15 | 19 | Schlinkman | 47 | 196 | 4.2 | 37 | 0 |
| Total Net Yards | 3119 | 3999 | Forte | 40 | 135 | 3.4 | 25 | 0 |
| Avg. Per Game | 259.9 | 333.3 | *Summerhays | 29 | 101 | 3.5 | 14 | 0 |
| Total Plays | 802 | 794 | Earhart | 20 | 54 | 2.7 | 14 | 0 |
| Avg. Per Play | 3.9 | 5.0 | Cifers | 23 | 52 | 2.3 | 19 | 0 |
| Net Yards Rushing | 2061 | 2077 | *Heath | 10 | 25 | 2.5 | 18 | 1 |
| Avg. Per Game | 171.8 | 173.1 | Smith | 9 | 15 | 1.7 | - | 0 |
| Total Rushes | 503 | 501 | *Kirby | 3 | 6 | 2.0 | 8 | 0 |
| Net Yards Passing | 1058 | 1879 | Packers | 503 | 2061 | 4.1 | 54 | 7 |
| Avg. Per Game | 88.2 | 156.6 | Opponents | 501 | 2077 | 4.1 | 80t | 20 |
| Gross Yards | 1291 | 2123 | | | | | | |
| Att./Completions | 299/91 | 293/139 | | | | | | |
| Completion Pct. | 30.4 | 47.4 | | | | | | |
| Had Intercepted | 29 | 20 | | | | | | |
| Yards Gained/Laterals | 0 | 43 | | | | | | |
| Punts/Average | 87/40.2 | 68/39.8 | | | | | | |
| Penalties/Yards | 76/722 | 91/836 | | | | | | |
| Fumbles/Ball Lost | 32/16 | 23/15 | | | | | | |
| Touchdowns | 14 | 42 | | | | | | |
| Rushing | 7 | 20 | | | | | | |
| Passing | 5 | 15 | | | | | | |
| Returns | 2 | 7 | | | | | | |

| By Quarter | Q1 | Q2 | Q3 | Q4 | OT | Pts |
|------------|----|----|----|-----|----|-----|
| Packers | 6 | 47 | 26 | 35 | 0 | 114 |
| Opponents | 95 | 47 | 83 | 104 | 0 | 329 |

| Interceptions | No | Yds | Avg | Long | TD |
|------------------|-----------|------------|-------------|-----------|----------|
| Cook | 5 | 52 | 10.4 | 30 | 0 |
| Rhodymyre | 4 | 12 | 3.0 | 9 | 0 |
| Comp | 3 | 24 | 8.0 | 14 | 0 |
| Jacobs | 2 | 26 | 13.0 | 26 | 0 |
| Forte | 2 | 17 | 8.5 | 17 | 0 |
| Girard | 1 | 41 | 41.0 | 41 | 0 |
| Tassos | 1 | 10 | 10.0 | 10 | 0 |
| Harding | 1 | 5 | 5.0 | 5 | 0 |
| *Burriss | 1 | 0 | 0.0 | 0 | 0 |
| Packers | 20 | 187 | 9.4 | 41 | 0 |
| Opponents | 29 | 406 | 14.0 | 68 | 4 |

| Punting | No | Yds | Avg | TB | In | Lg | B |
|------------------|-----------|-------------|-------------|----|----|-----------|----------|
| Girard | 69 | 2694 | 39.0 | - | - | 72 | 3 |
| Jacobs | 17 | 757 | 44.5 | - | - | 58 | 0 |
| Cifers | 1 | 49 | 49.0 | - | - | 49 | 0 |
| Packers | 87 | 3500 | 40.2 | - | - | 72 | 3 |
| Opponents | 68 | 2708 | 39.8 | - | - | 82 | 1 |

| Western Div. | W | L | T | Pct | Pts | OP |
|------------------|----------|-----------|----------|-------------|------------|------------|
| Los Angeles | 8 | 2 | 2 | .800 | 360 | 239 |
| Chi. Bears | 9 | 3 | 0 | .750 | 332 | 218 |
| Chi. Cardinals | 6 | 5 | 1 | .545 | 360 | 301 |
| Detroit | 4 | 8 | 0 | .333 | 237 | 259 |
| Green Bay | 2 | 10 | 0 | .167 | 114 | 329 |

| Receiving | No | Yds | Avg | Long | TD |
|------------------|------------|-------------|-------------|------------|-----------|
| Cook | 25 | 442 | 17.7 | 50 | 1 |
| *Kelley | 17 | 222 | 13.1 | 32 | 1 |
| Luhn | 15 | 169 | 11.3 | 30 | 1 |
| Forte | 7 | 85 | 12.1 | 28 | 0 |
| Pritko | 6 | 94 | 15.7 | 24t | 2 |
| Fritsch | 6 | 81 | 13.5 | 35 | 0 |
| Earhart | 5 | 109 | 21.8 | 50 | 0 |
| *Orlich | 4 | 39 | 9.8 | 12 | 0 |
| Canadeo | 3 | -2 | -0.7 | 3 | 0 |
| *Summerhays | 1 | 34 | 34.0 | 34 | 0 |
| Girard | 1 | 13 | 13.0 | 13 | 0 |
| Cifers | 1 | 5 | 5.0 | 5 | 0 |
| Packers | 91 | 1291 | 14.2 | 50 | 5 |
| Opponents | 139 | 2123 | 15.3 | 64t | 15 |

| Passing | Att | Cmp | Yds | Cmp% | Yds/Att | TD | Int | Int% | LG | Sck | Yds | Rtng |
|------------------|------------|------------|-------------|-------------|-------------|-----------|------------|-----------|------------|------------|------------|-------------|
| Girard | 175 | 62 | 881 | 35.4 | 5.03 | 4 | 2.3 | 12 | 6.9 | 50 | - | 31.6 |
| *Heath | 106 | 26 | 355 | 24.5 | 3.35 | 1 | 0.9 | 14 | 13.2 | 42 | - | 4.6 |
| Jacobs | 16 | 3 | 55 | 18.8 | 3.44 | 0 | 0.0 | 3 | 18.8 | 39 | - | 1.8 |
| Forte | 1 | 0 | 0 | 0.0 | 0.00 | 0 | 0.0 | 0 | 0.0 | 0 | - | 39.6 |
| Fritsch | 1 | 0 | 0 | 0.0 | 0.00 | 0 | 0.0 | 0 | 0.0 | 0 | - | 39.6 |
| Packers | 299 | 91 | 1291 | 30.4 | 4.32 | 5 | 1.7 | 29 | 9.7 | 50 | 233 | 11.4 |
| Opponents | 292 | 138 | 2123 | 47.3 | 7.27 | 15 | 5.1 | 20 | 6.8 | 64t | 244 | 60.3 |

Primary Players by Position

| | | | |
|---|-------------|----|---------------|
| E | T.Cook | QB | *S.Heath |
| | L.Craig | | J.Jacobs |
| | *B.Kelley | HB | T.Canadeo |
| | N.Luhn | | B.Cifers |
| | *D.Orlich | | R.Earhart |
| | S.Pritko | | B.Forte |
| T | *J.Ethridge | | J.Girard |
| | *L.Ferry | FB | T.Fritsch |
| | G.Johnson | | W.Schlinkman |
| | P.Lipscomb | | *B.Summerhays |
| | E.Neal | | |
| | U.Odson | | |
| G | E.Bell | | |
| | *P.Burriss | | |
| | R.Eason | | |
| | D.Tassos | | |
| | E.Vogds | | |
| | D.Wildung | | |
| C | J.Rhodymyre | | |

* - rookie

COMMUNITY
 ADMIN. & COACHES
 VETERANS
 DRAFT & FREE AGENTS
 2016 REVIEW
 1949
 LAMBEAU FIELD
 MISC.

3-9-0, .250, FIFTH (TIE), NATIONAL CONFERENCE

1950

Head Coach: Gene Ronzani

| | GB | Opp | Attend | Site | |
|--------------------------------------|----|-----|--------|---------|-----|
| S 17 Detroit Lions (GB)..... | L | 7 | 45 | 22,096 | CFS |
| S 24 Washington Redskins (Milw)..... | W | 35 | 21 | 14,109 | SFP |
| O 1 Chicago Bears (GB)..... | W | 31 | 21 | 24,893 | Cts |
| O 8 New York Yanks (GB)..... | L | 31 | 44 | 23,871 | CFS |
| O 15 @ Chicago Bears..... | L | 14 | 28 | 51,065 | WT |
| O 19 @ New York Yanks..... | L | 17 | 35 | 13,661 | YS |
| N 5 @ Baltimore Colts..... | L | 21 | 41 | 12,971 | BMS |
| N 12 Los Angeles Rams (Milw)..... | L | 14 | 45 | 20,456 | SFP |
| N 19 @ Detroit Lions..... | L | 21 | 24 | 17,752 | Brs |
| N 26 San Francisco 49ers (GB)..... | W | 25 | 21 | 13,196 | Cts |
| D 3 @ Los Angeles Rams..... | L | 14 | 51 | 39,323 | LAC |
| D 10 @ San Francisco 49ers..... | L | 14 | 30 | 20,797 | KS |
| | | 244 | 406 | 274,190 | |

Home: 3-3 (118,621) Away: 0-6 (155,569)

| | GB | Opp |
|--------------------------------|---------|---------|
| Total First Downs | 174 | 220 |
| Rushing..... | 82 | 91 |
| Passing..... | 70 | 110 |
| Penalty..... | 22 | 19 |
| Total Net Yards | 3210 | 4473 |
| Avg. Per Game..... | 267.5 | 372.8 |
| Total Plays..... | 765 | 801 |
| Avg. Per Play..... | 4.2 | 5.6 |
| Net Yards Rushing | 1706 | 1885 |
| Avg. Per Game..... | 142.2 | 157.1 |
| Total Rushes..... | 398 | 422 |
| Net Yards Passing | 1504 | 2588 |
| Avg. Per Game..... | 125.3 | 215.7 |
| Gross Yards..... | 1831 | 2818 |
| Att./Completions..... | 367/140 | 379/185 |
| Completion Pct..... | 38.1 | 48.8 |
| Had Intercepted..... | 37 | 27 |
| Punts/Average | 74/38.1 | 72/40.2 |
| Penalties/Yards | 85/757 | 95/919 |
| Fumbles/Ball Lost | 35/20 | 34/15 |
| Touchdowns | 34 | 56 |
| Rushing..... | 15 | 23 |
| Passing..... | 14 | 24 |
| Returns..... | 5 | 9 |

| By Quarter | Q1 | Q2 | Q3 | Q4 | OT | Pts |
|------------|----|-----|-----|-----|----|-----|
| Packers | 41 | 58 | 77 | 68 | 0 | 244 |
| Opponents | 53 | 123 | 127 | 103 | 0 | 406 |

Primary Players by Position

| | | | |
|---|----------------|----|---------------|
| E | A. Baldwin | QB | P. Christman |
| | T. Cook | | *T. Rote |
| | D. Orlich | HB | *R. Steiner |
| | S. Pritko | | B. Boedeker |
| T | A. Wimberly | | T. Canadeo |
| | E. Ecker | | *L. Coutre |
| | *C. McGeary | | W. Dreyer |
| | E. Neal | | B. Forte |
| G | J. Spencer | | J. Girard |
| | *D. Stansauk | | B. Grimes |
| | D. Wildung | | *F. Reid |
| | P. Burris | FB | A. Wizbicki |
| C | *R. DiPierro | | *J. Cloud |
| | C. Drulis | | T. Fritsch |
| | *L. Manley | | B. Summerhays |
| | L. Szafaryn | | |
| | C. Schuette | | |
| | *C. Tonnemaker | | |

| Rushing | No | Yds | Avg | Long | TD |
|-----------------------|------------|-------------|------------|------------|-----------|
| Grimes..... | 84 | 480 | 5.7 | 73t | 5 |
| *Reid..... | 87 | 394 | 4.5 | 57 | 1 |
| *Coutre..... | 41 | 283 | 6.9 | 53 | 1 |
| Canadeo..... | 93 | 247 | 2.7 | 15 | 4 |
| *Rote..... | 27 | 158 | 5.9 | 29 | 0 |
| *Cloud..... | 18 | 52 | 2.9 | 13 | 3 |
| Girard..... | 14 | 39 | 2.8 | 11 | 0 |
| Christman..... | 7 | 18 | 2.6 | 4 | 1 |
| Boedeker..... | 8 | 16 | 2.0 | 8 | 0 |
| Fritsch..... | 7 | 13 | 1.9 | 5 | 0 |
| Forte..... | 9 | 13 | 1.4 | 11 | 0 |
| *Cannava..... | 1 | 2 | 2.0 | 2 | 0 |
| Dreyer..... | 1 | 0 | 0.0 | 0 | 0 |
| *O'Malley..... | 1 | -9 | -9.0 | -9 | 0 |
| Packers..... | 398 | 1706 | 4.3 | 73t | 15 |
| Opponents..... | 422 | 1885 | 4.5 | 96t | 23 |

| National Conf. | W | L | T | Pct | Pts | QP |
|-----------------------|----------|----------|----------|-------------|------------|------------|
| Los Angeles..... | 9 | 3 | 0 | .750 | 466 | 309 |
| Chi. Bears..... | 9 | 3 | 0 | .750 | 279 | 207 |
| N.Y. Yanks..... | 7 | 5 | 0 | .583 | 366 | 367 |
| Detroit..... | 6 | 6 | 0 | .500 | 321 | 285 |
| Green Bay..... | 3 | 9 | 0 | .250 | 244 | 406 |
| San Francisco..... | 3 | 9 | 0 | .250 | 213 | 300 |
| Baltimore..... | 1 | 11 | 0 | .083 | 213 | 462 |

| Receiving | No | Yds | Avg | Long | TD |
|-----------------------|------------|-------------|-------------|------------|-----------|
| Baldwin..... | 28 | 555 | 19.8 | 85t | 3 |
| Grimes..... | 17 | 261 | 15.4 | 96t | 1 |
| *Coutre..... | 17 | 206 | 12.1 | 77t | 2 |
| Pritko..... | 17 | 125 | 7.4 | 14 | 2 |
| Cook..... | 16 | 182 | 11.4 | 21t | 3 |
| *Reid..... | 11 | 120 | 10.9 | 44t | 2 |
| Canadeo..... | 10 | 54 | 5.4 | 20 | 0 |
| Mann..... | 6 | 89 | 14.8 | 40 | 1 |
| *Manley..... | 5 | 66 | 13.2 | 18 | 0 |
| Girard..... | 4 | 89 | 22.3 | 55 | 0 |
| *Cloud..... | 3 | 19 | 6.3 | 13 | 0 |
| Wimberly..... | 2 | 18 | 9.0 | 10 | 0 |
| Forte..... | 2 | 9 | 4.5 | 10 | 0 |
| *Cannava..... | 1 | 28 | 28.0 | 28 | 0 |
| Boedeker..... | 1 | 10 | 10.0 | 10 | 0 |
| Packers..... | 140 | 1831 | 13.1 | 96t | 14 |
| Opponents..... | 185 | 2818 | 15.2 | 74t | 24 |

* — rookie

| Passing | Att | Cmp | Yds | Cmp% | Yds/Att | TD | TD% | Int | Int% | LG | Sck | Yds | Rtng |
|-----------------------|------------|------------|-------------|-------------|-------------|-----------|------------|-----------|-------------|------------|------------|-------------|-------|
| *Rote..... | 224 | 83 | 1231 | 37.1 | 5.50 | 7 | 3.1 | 24 | 10.7 | 96t | - | - | 26.7 |
| Christman..... | 126 | 51 | 545 | 40.5 | 4.33 | 7 | 5.6 | 7 | 5.6 | 44t | - | - | 49.2 |
| *O'Malley..... | 15 | 4 | 31 | 26.7 | 2.07 | 0 | 0.0 | 6 | 40.0 | 20 | - | - | 0.0 |
| Forte..... | 2 | 2 | 24 | 100.0 | 12.00 | 0 | 0.0 | 0 | 0.0 | 14 | - | - | 116.7 |
| Packers..... | 367 | 140 | 1831 | 38.1 | 4.99 | 14 | 3.8 | 37 | 10.1 | 96t | 327 | 27.8 | |
| Opponents..... | 379 | 185 | 2818 | 48.8 | 7.44 | 24 | 6.3 | 27 | 7.1 | 74t | 230 | 65.2 | |

| Scoring | TD | Ru | Pa | Rt | PAT | FG | S | PTS |
|-----------------------|-----------|-----------|-----------|----------|--------------|-------------|----------|------------|
| Grimes..... | 8 | 5 | 1 | 2 | 0 | 0 | 0 | 48 |
| Fritsch..... | 0 | 0 | 0 | 0 | 30/33 | 3/17 | 0 | 39 |
| Canadeo..... | 4 | 4 | 0 | 0 | 0 | 0 | 0 | 24 |
| Baldwin..... | 3 | 0 | 3 | 0 | 0 | 0 | 0 | 18 |
| *Cloud..... | 3 | 3 | 0 | 0 | 0 | 0 | 0 | 18 |
| Cook..... | 3 | 0 | 3 | 0 | 0 | 0 | 0 | 18 |
| *Coutre..... | 3 | 1 | 2 | 0 | 0 | 0 | 0 | 18 |
| *Reid..... | 3 | 1 | 2 | 0 | 0 | 0 | 0 | 18 |
| Pritko..... | 2 | 0 | 2 | 0 | 0 | 0 | 0 | 12 |
| Christman..... | 1 | 1 | 0 | 0 | 0 | 0 | 0 | 6 |
| Dreyer..... | 1 | 0 | 0 | 1 | 0 | 0 | 0 | 6 |
| Mann..... | 1 | 0 | 1 | 0 | 0 | 0 | 0 | 6 |
| Orlich..... | 1 | 0 | 0 | 1 | 0 | 0 | 0 | 6 |
| *Steiner..... | 1 | 0 | 0 | 1 | 0 | 0 | 0 | 6 |
| *Tonnemaker..... | 0 | 0 | 0 | 0 | 1/1 | 0/0 | 0 | 1 |
| Packers..... | 34 | 15 | 14 | 5 | 31/34 | 3/17 | 0 | 244 |
| Opponents..... | 56 | 23 | 24 | 9 | 50/56 | 6/13 | 1 | 406 |

| Interceptions | No | Yds | Avg | Long | TD |
|-----------------------|-----------|------------|-------------|------------|----------|
| *Steiner..... | 7 | 190 | 27.1 | 94t | 1 |
| Dreyer..... | 5 | 62 | 12.4 | 34 | 1 |
| Baldwin..... | 5 | 35 | 7.0 | 22 | 0 |
| Wizbicki..... | 2 | 38 | 19.0 | 34 | 0 |
| Girard..... | 1 | 6 | 6.0 | 6 | 0 |
| Forte..... | 1 | 5 | 5.0 | 5 | 0 |
| *Tonnemaker..... | 1 | 1 | 1.0 | 1 | 0 |
| Orlich..... | 1 | 0 | 0.0 | 0 | 0 |
| Schuette..... | 1 | 0 | 0.0 | 0 | 0 |
| Spencer..... | 1 | 0 | 0.0 | 0 | 0 |
| Summerhays..... | 1 | 0 | 0.0 | 0 | 0 |
| Wimberly..... | 1 | 0 | 0.0 | 0 | 0 |
| Packers..... | 27 | 337 | 12.5 | 94t | 2 |
| Opponents..... | 37 | 575 | 15.5 | 56t | 5 |

| Punting | No | Yds | Avg | TB | In | Lg | B |
|-----------------------|-----------|-------------|-------------|----|----|-----------|----------|
| Girard..... | 71 | 2715 | 38.2 | - | - | 63 | 2 |
| Forte..... | 3 | 107 | 35.7 | - | - | 39 | 0 |
| Packers..... | 74 | 2822 | 38.1 | - | - | 63 | 2 |
| Opponents..... | 72 | 2891 | 40.2 | - | - | 65 | 1 |

| Punt Returns | Ret | FC | Yds | Avg | Long | TD |
|-----------------------|-----------|----|------------|-------------|------------|----------|
| Grimes..... | 29 | - | 555 | 19.1 | 85t | 2 |
| Boedeker..... | 5 | - | 49 | 9.8 | 12 | 0 |
| Canadeo..... | 5 | - | 68 | 13.6 | 21 | 0 |
| Dreyer..... | 3 | - | 48 | 16.0 | 22 | 0 |
| *Cannava..... | 2 | - | 9 | 4.5 | 9 | 0 |
| Packers..... | 44 | - | 729 | 16.6 | 85t | 2 |
| Opponents..... | 49 | - | 372 | 7.6 | 29 | 0 |

| Kickoff Returns | No | Yds | Avg | Long | TD |
|-----------------------|-----------|-------------|-------------|-----------|----------|
| Grimes..... | 26 | 600 | 23.1 | 36 | 0 |
| Canadeo..... | 16 | 411 | 25.7 | 48 | 0 |
| Burris..... | 3 | 18 | 6.0 | 11 | 0 |
| *DiPierro..... | 3 | 42 | 14.0 | 26 | 0 |
| Forte..... | 3 | 73 | 24.3 | 34 | 0 |
| Fritsch..... | 2 | 34 | 17.0 | 19 | 0 |
| Boedeker..... | 1 | 20 | 20.0 | 20 | 0 |
| *Cannava..... | 1 | 10 | 10.0 | 10 | 0 |
| Girard..... | 1 | 25 | 25.0 | 25 | 0 |
| Packers..... | 56 | 1233 | 22.0 | 48 | 0 |
| Opponents..... | 41 | 845 | 20.6 | 50 | 0 |

COMMUNITY

ADMIN. & COACHES

VETERANS

DRAFT & FREE AGENTS

2016 REVIEW

1950

LAMBEAU FIELD

MISC.

1951 3-9-0, .250, FIFTH, NATIONAL CONFERENCE

| Head Coach: Gene Ronzani | | GB | Opp | Attend | Site | |
|--------------------------|----------------------------|----|-----|--------|---------|-----|
| S 30 | Chicago Bears (GB) | L | 20 | 31 | 24,666 | CtS |
| O 7 | Pittsburgh Steelers (Milw) | W | 35 | 33 | 8,324 | SFP |
| O 14 | Philadelphia Eagles (GB) | W | 37 | 24 | 18,489 | CtS |
| O 21 | Los Angeles Rams (Milw) | L | 0 | 28 | 21,393 | SFP |
| O 28 | @ New York Yanks | W | 29 | 27 | 7,351 | YS |
| N 4 | Detroit Lions (GB) | L | 17 | 24 | 18,800 | CtS |
| N 11 | @ Pittsburgh Steelers | L | 7 | 28 | 20,080 | FoF |
| N 18 | @ Chicago Bears | L | 13 | 24 | 36,771 | WF |
| N 22 | @ Detroit Lions | L | 35 | 52 | 32,247 | BrS |
| D 2 | New York Yanks (GB) | L | 28 | 31 | 14,297 | CtS |
| D 9 | @ San Francisco 49ers | L | 19 | 31 | 15,121 | KS |
| D 16 | @ Los Angeles Rams | L | 14 | 42 | 23,698 | LAC |
| | | | 254 | 375 | 241,237 | |

Home: 2-4 (105,969) Away: 1-5 (135,268)

| Scoring | TD | Ru | Pa | Rt | PAT | FG | S | PTS |
|------------------|-----------|-----------|-----------|----------|--------------|-------------|----------|------------|
| *Cone | 1 | 1 | 0 | 0 | 29/35 | 5/7 | 0 | 50 |
| Mann | 8 | 0 | 8 | 0 | 0 | 0 | 0 | 48 |
| *Elliott | 5 | 0 | 5 | 0 | 0 | 0 | 0 | 30 |
| *Pelfrey | 5 | 0 | 5 | 0 | 0 | 0 | 0 | 30 |
| Canadeo | 3 | 1 | 2 | 0 | 0 | 0 | 0 | 18 |
| Moselle | 3 | 1 | 2 | 0 | 0 | 0 | 0 | 18 |
| Rote | 3 | 3 | 0 | 0 | 0 | 0 | 0 | 18 |
| Cloud | 2 | 1 | 1 | 0 | 0 | 0 | 0 | 12 |
| Girard | 2 | 0 | 2 | 0 | 0 | 0 | 0 | 12 |
| Grimes | 2 | 1 | 1 | 0 | 0 | 0 | 0 | 12 |
| Summerhays | 1 | 0 | 0 | 1 | 0 | 0 | 0 | 6 |
| *Michaels | 0 | 0 | 0 | 0 | 0/0 | 0/1 | 0 | 0 |
| Packers | 35 | 8 | 26 | 1 | 29/35 | 5/8 | 0 | 254 |
| Opponents | 50 | 22 | 25 | 3 | 49/50 | 8/17 | 1 | 375 |

| Total First Downs | GB | Opp | Rushing | No | Yds | Avg | Long | TD |
|-------------------|---------|---------|------------------|------------|-------------|------------|------------|-----------|
| Rushing | 218 | 236 | Rote | 76 | 523 | 6.9 | 55t | 3 |
| Passing | 75 | 127 | *Cone | 56 | 190 | 3.4 | 16 | 1 |
| Penalty | 115 | 95 | Canadeo | 54 | 131 | 2.4 | 15 | 1 |
| Total Net Yards | 28 | 14 | Grimes | 44 | 123 | 2.8 | 18t | 1 |
| Avg. Per Game | 375.3 | 447.0 | Reid | 23 | 73 | 3.2 | 33 | 0 |
| Total Plays | 312.8 | 372.5 | Cloud | 29 | 61 | 2.1 | 19 | 1 |
| Avg. Per Play | 791 | 809 | *Pelfrey | 3 | 44 | 14.7 | 24 | 0 |
| Net Yards Rushing | 4.7 | 5.5 | Moselle | 12 | 23 | 1.9 | 7 | 1 |
| Avg. Per Game | 1196 | 179.3 | Girard | 4 | 20 | 5.0 | 32 | 0 |
| Total Rushes | 99.7 | 179.3 | Mann | 2 | 9 | 4.5 | 9 | 0 |
| Gross Yards | 313 | 496 | Collins | 5 | 4 | 0.8 | 1 | 0 |
| Att./Completions | 478/231 | 313/157 | Thomason | 5 | -5 | -1.0 | 10 | 0 |
| Completion Pct. | 48.3 | 50.2 | Packers | 313 | 1196 | 3.8 | 55t | 8 |
| Had Intercepted | 29 | 22 | Opponents | 496 | 2152 | 4.3 | 85t | 22 |

| National Conf. | W | L | T | Pct | Pts | OP |
|------------------|----------|----------|----------|-------------|------------|------------|
| Los Angeles | 8 | 4 | 0 | .667 | 392 | 261 |
| Detroit | 7 | 4 | 1 | .636 | 336 | 259 |
| San Francisco | 7 | 4 | 1 | .636 | 255 | 205 |
| Chi. Bears | 7 | 5 | 0 | .583 | 286 | 282 |
| Green Bay | 3 | 9 | 0 | .250 | 254 | 375 |
| N.Y. Yanks | 1 | 9 | 2 | .100 | 241 | 382 |

| Interceptions | No | Yds | Avg | Long | TD |
|------------------|-----------|------------|-------------|------------|----------|
| Girard | 5 | 25 | 5.0 | 15 | 0 |
| *Loomis | 4 | 103 | 25.8 | 66 | 0 |
| Davis | 4 | 37 | 9.3 | 25 | 0 |
| Steiner | 3 | 4 | 1.3 | 3 | 0 |
| Summerhays | 2 | 112 | 56.0 | 88t | 1 |
| Collins | 2 | 0 | 0.0 | - | 0 |
| *Ruetz | 1 | 11 | 11.0 | 11 | 0 |
| Moselle | 1 | 0 | 0.0 | 0 | 0 |
| Packers | 22 | 292 | 13.3 | 88t | 1 |
| Opponents | 29 | 387 | 13.3 | 40 | 1 |

| Punting | No | Yds | Avg | TD | In | Lg | B |
|------------------|-----------|-------------|-------------|----------|----------|-----------|----------|
| Girard | 52 | 2101 | 40.4 | - | - | 66 | 0 |
| *Pelfrey | 5 | 220 | 44.0 | - | - | 46 | 0 |
| Collins | 2 | 81 | 40.5 | - | - | 49 | 0 |
| *Cone | 1 | 47 | 47.0 | - | - | 47 | 0 |
| Rote | 1 | 55 | 55.0 | - | - | 55 | 0 |
| Packers | 61 | 2504 | 41.0 | - | - | 66 | 0 |
| Opponents | 62 | 2333 | 37.6 | - | - | 72 | 0 |

| Punts/Average | GB | Opp | Penalties/Yards | Fumbles/Ball Lost | Touchdowns |
|---------------|---------|---------|-----------------|-------------------|------------|
| Rushing | 61/41.0 | 62/37.6 | 90/790 | 23/15 | 35 |
| Passing | 90/790 | 99/924 | 23/13 | 8 | 22 |
| Returns | 26 | 25 | 0 | 5 | 3 |

| Receiving | No | Yds | Avg | Long | TD |
|------------------|------------|-------------|-------------|------------|-----------|
| Mann | 50 | 696 | 13.9 | 52 | 8 |
| *Pelfrey | 38 | 462 | 12.2 | 49t | 5 |
| *Elliott | 35 | 317 | 9.1 | 33t | 5 |
| *Cone | 28 | 315 | 11.3 | 49 | 0 |
| Canadeo | 22 | 226 | 10.3 | 46 | 2 |
| Grimes | 15 | 170 | 11.3 | 38t | 1 |
| Moselle | 14 | 233 | 16.6 | 85 | 2 |
| Girard | 10 | 220 | 22.0 | 75t | 2 |
| Reid | 9 | 115 | 12.8 | 29 | 0 |
| Cloud | 3 | 16 | 5.3 | 6t | 1 |
| Davis | 1 | 15 | 15.0 | 15 | 0 |
| *Moje | 1 | 11 | 11.0 | 11 | 0 |
| Wimberly | 1 | 10 | 10.0 | 10 | 0 |
| *Loomis | 1 | 9 | 9.0 | 9 | 0 |
| Orlich | 1 | 9 | 9.0 | 9 | 0 |
| Jansante | 1 | 6 | 6.0 | 6 | 0 |
| Collins | 1 | 5 | 5.0 | 5 | 0 |
| Rote | 0 | 11 | - | - | 0 |
| Packers | 231 | 2846 | 12.3 | 85 | 26 |
| Opponents | 157 | 2535 | 16.1 | 81t | 25 |

| Punt Returns | Ret | FC | Yds | Avg | Long | TD |
|------------------|-----------|----------|------------|-------------|------------|----------|
| Grimes | 16 | - | 100 | 6.3 | 26 | 0 |
| Moselle | 9 | - | 80 | 8.9 | 17 | 0 |
| Davis | 2 | - | 21 | 10.5 | 17 | 0 |
| Girard | 1 | - | 9 | 9.0 | 9 | 0 |
| Nussbaumer | 1 | - | 3 | 3.0 | 3 | 0 |
| Packers | 29 | - | 213 | 7.3 | 26 | 0 |
| Opponents | 38 | - | 564 | 14.8 | 89t | 2 |

| By Quarter | Q1 | Q2 | Q3 | Q4 | OT | Pts |
|------------|----|----|----|-----|----|-----|
| Packers | 62 | 56 | 44 | 92 | 0 | 254 |
| Opponents | 68 | 96 | 86 | 125 | 0 | 375 |

Primary Players by Position

| | | | |
|---|----------------|----|--------------|
| E | *C.Elliott | QB | T.Rote |
| | B.Mann | | B.Thomason |
| | *J.Martinkovic | HB | T.Canadeo |
| | D.Orlich | | A.Collins |
| | *R.Pelfrey | | H.Davis |
| A | A.Wimberly | | J.Girard |
| T | E.Ecker | | B.Grimes |
| | *H.Ruetz | | *A.Loomis |
| | J.Spencer | | D.Moselle |
| | D.Wildung | | F.Reid |
| G | *D.Afflis | | R.Steiner |
| | P.Burris | FB | *F.Cone |
| | L.Manley | | B.Summerhays |
| | *W.Michaels | | |
| | H.Nichols | | |
| | C.Schroll | | |
| | D.Stephenson | | |
| C | J.Rhodemyre | | |
| | C.Schuette | | |

| Kickoff Returns | No | Yds | Avg | Long | TD |
|------------------|-----------|-------------|-------------|-----------|----------|
| Grimes | 23 | 582 | 25.3 | 47 | 0 |
| Moselle | 20 | 547 | 27.4 | 44 | 0 |
| *Michaels | 5 | 86 | 17.2 | 26 | 0 |
| Canadeo | 4 | 101 | 25.3 | 48 | 0 |
| *Martinkovic | 2 | 34 | 17.0 | 31 | 0 |
| Wimberly | 2 | 4 | 2.0 | 3 | 0 |
| Collins | 1 | 40 | 40.0 | 40 | 0 |
| *Cone | 1 | 20 | 20.0 | 20 | 0 |
| *Elliott | 1 | 14 | 14.0 | 14 | 0 |
| Summerhays | 1 | 21 | 21.0 | 21 | 0 |
| Packers | 60 | 1449 | 24.2 | 48 | 0 |
| Opponents | 40 | 741 | 18.5 | 41 | 0 |

* — rookie

| Passing | Att | Cmp | Yds | Cmp% | Yds/Att | TD | Int | Int% | LG | Sck | Yds | Rtg |
|------------------|------------|------------|-------------|-------------|-------------|-----------|------------|-----------|------------|------------|------------|-------------|
| Rote | 256 | 106 | 1540 | 41.4 | 6.02 | 15 | 5.9 | 20 | 7.8 | 85 | - | 48.6 |
| Thomason | 221 | 125 | 1306 | 56.6 | 5.91 | 11 | 5.0 | 9 | 4.1 | 75t | - | 73.5 |
| Reid | 1 | 0 | 0 | 0.0 | 0.00 | 0 | 0.0 | 0 | 0.0 | 0 | - | 39.6 |
| Packers | 478 | 231 | 2846 | 48.3 | 5.95 | 26 | 5.4 | 29 | 6.1 | 85 | 289 | 60.0 |
| Opponents | 313 | 157 | 2535 | 50.2 | 8.10 | 25 | 8.0 | 22 | 7.0 | 81t | 217 | 75.0 |

COMMUNITY
 ADMIN. & COACHES
 VETERANS
 DRAFT & FREE AGENTS
 2016 REVIEW
 1951
 LAMBAU FIELD
 MISC.

6-6-0, .500, FOURTH, NATIONAL CONFERENCE 1952

Head Coach: Gene Ronzani

| | GB | Opp | Attend | Site | |
|-------------------------------------|----|-----|--------|---------|-----|
| S 28 Chicago Bears (GB)..... | L | 14 | 24 | 24,656 | Cts |
| O 5 Washington Redskins (Milw)..... | W | 35 | 20 | 9,657 | MqS |
| O 12 Los Angeles Rams (Milw)..... | L | 28 | 30 | 21,693 | MqS |
| O 18 @ Dallas Texans..... | W | 24 | 14 | 14,000 | CB |
| O 26 Detroit Lions (GB)..... | L | 17 | 52 | 24,656 | Cts |
| N 2 Philadelphia Eagles (Milw)..... | W | 12 | 10 | 10,149 | MqS |
| N 9 @ Chicago Bears..... | W | 41 | 28 | 41,751 | WF |
| N 16 @ New York Giants..... | W | 17 | 3 | 26,723 | PG |
| N 23 Dallas Texans (GB)..... | W | 42 | 14 | 16,340 | Cts |
| N 27 @ Detroit Lions..... | L | 24 | 48 | 39,101 | BrS |
| D 7 @ Los Angeles Rams..... | L | 27 | 45 | 49,822 | LAC |
| D 14 @ San Francisco 49ers..... | L | 14 | 24 | 17,579 | KS |
| | | 295 | 312 | 296,127 | |

Home: 3-3 (107,151) Away: 3-3 (188,976)

| Scoring | TD | Ru | Pa | Rt | PAT | FG | S | PTS |
|------------------|-----------|-----------|-----------|----------|--------------|--------------|----------|------------|
| *Howton | 13 | 0 | 13 | 0 | | | | 0 78 |
| Cone | 3 | 2 | 1 | 0 | 32/34 | 1/1 | 0 | 53 |
| Mann | 6 | 0 | 6 | 0 | | | | 0 36 |
| *Reichardt | 1 | 1 | 0 | 0 | 5/5 | 5/20 | 0 | 26 |
| Reid | 4 | 2 | 2 | 0 | | | | 0 24 |
| Canadeo | 3 | 2 | 1 | 0 | | | | 0 18 |
| Rote | 3 | 2 | 1 | 0 | | | | 0 18 |
| Martinkovic | 2 | 0 | 0 | 2 | | | | 0 12 |
| Elliott | 1 | 0 | 1 | 0 | | | | 0 6 |
| *Floyd | 1 | 1 | 0 | 0 | | | | 0 6 |
| Keane | 1 | 0 | 1 | 0 | | | | 0 6 |
| Loomis | 1 | 0 | 0 | 1 | | | | 0 6 |
| *Parilli | 1 | 1 | 0 | 0 | | | | 0 6 |
| Packers | 40 | 11 | 26 | 3 | 37/39 | 6/21 | 0 | 295 |
| Opponents | 40 | 15 | 17 | 8 | 39/40 | 11/20 | 0 | 312 |

| | GB | Opp | Rushing | No | Yds | Avg | Long | TD |
|--------------------------------|---------|---------|------------------------|------------|-------------|------------|-----------|-----------|
| Total First Downs | 197 | 202 | Rote | 58 | 313 | 5.4 | 30 | 2 |
| Rushing..... | 84 | 87 | Cone | 70 | 276 | 3.9 | 30t | 2 |
| Passing..... | 95 | 97 | *Floyd | 61 | 236 | 3.9 | 17 | 1 |
| Penalty..... | 18 | 18 | Canadeo | 65 | 191 | 2.9 | 35 | 2 |
| Total Net Yards | 3859 | 3269 | Reid | 58 | 156 | 2.7 | 14 | 2 |
| Avg. Per Game..... | 321.6 | 272.4 | *Reichardt | 39 | 121 | 3.1 | 14 | 1 |
| Total Plays..... | 742 | 755 | *Parilli | 32 | 106 | 3.3 | 19 | 1 |
| Avg. Per Play..... | 5.2 | 4.3 | Grimes | 17 | 59 | 3.5 | 31 | 0 |
| Net Yards Rushing | 1485 | 1507 | *Robinson | 3 | 4 | 1.3 | 4 | 0 |
| Avg. Per Game..... | 123.8 | 125.6 | Pearson | 2 | 2 | 1.0 | 2 | 0 |
| Total Rushes..... | 405 | 415 | Self | 0 | 21 | - | 21 | 0 |
| Net Yards Passing | 2374 | 1762 | Packers | 405 | 1485 | 3.7 | 35 | 11 |
| Avg. Per Game..... | 197.8 | 146.8 | Opponents | 415 | 1507 | 3.6 | 74 | 15 |
| Gross Yards..... | 2688 | 2205 | | | | | | |
| Att./Completions..... | 337/161 | 340/162 | | | | | | |
| Completion Pct..... | 47.8 | 47.6 | | | | | | |
| Had Intercepted..... | 25 | 22 | | | | | | |
| Punts/Average | 65/40.7 | 72/39.0 | | | | | | |
| Penalties/Yards..... | 83/739 | 96/752 | | | | | | |
| Fumbles/Ball Lost | 40/31 | 28/19 | | | | | | |
| Touchdowns | 40 | 40 | | | | | | |
| Rushing..... | 11 | 15 | | | | | | |
| Passing..... | 26 | 17 | | | | | | |
| Returns..... | 3 | 8 | | | | | | |

| By Quarter | Q1 | Q2 | Q3 | Q4 | OT | PTS |
|------------|----|----|----|-----|----|-----|
| Packers | 51 | 97 | 80 | 67 | 0 | 295 |
| Opponents | 58 | 75 | 77 | 102 | 0 | 312 |

Primary Players by Position

| | | | |
|----|--------------|----|---------------|
| E | C.Elliott | DE | *H.Faverty |
| | *B.Howton | | J.Martinkovic |
| | J.Keane | DT | *D.Hanner |
| | B.Mann | | *T.Johnson |
| T | A.Wimberly | | *D.Logan |
| | *B.Dees | | W.Serini |
| | *S.Dowden | LB | B.Forte |
| G | D.Afflis | | *D.Tetek |
| | R.Bray | DB | *B.Dillon |
| | *S.Ruzich | | A.Loomis |
| | D.Stephenson | | D.Sandifer |
| C | J.Rhodymyre | | |
| | *G.Schmidt | | |
| QB | *B.Parilli | | |
| | T.Rote | | |
| HB | T.Canadeo | | |
| | B.Grimes | | |
| | D.Moselle | | |
| | F.Reid | | |
| | C.Self | | |
| FB | F.Cone | | |
| | *B.Floyd | | |
| | *B.Reichardt | | |

| National Conf. | W | L | T | Pct | PTS | OP |
|------------------|----------|----------|----------|-------------|------------|------------|
| Detroit | 9 | 3 | 0 | .750 | 344 | 192 |
| Los Angeles | 9 | 3 | 0 | .750 | 349 | 234 |
| San Francisco | 7 | 5 | 0 | .583 | 285 | 221 |
| Green Bay | 6 | 6 | 0 | .500 | 295 | 312 |
| Chi. Bears | 5 | 7 | 0 | .417 | 245 | 326 |
| Dallas Texans | 1 | 11 | 0 | .083 | 182 | 427 |

| Receiving | No | Yds | Avg | Long | TD |
|------------------|------------|-------------|-------------|------------|-----------|
| *Howton | 53 | 1231 | 23.2 | 90t | 13 |
| Mann | 30 | 517 | 17.2 | 42 | 6 |
| Keane | 18 | 191 | 10.6 | 29t | 1 |
| Reid | 12 | 250 | 20.8 | 81t | 2 |
| Elliott | 12 | 114 | 9.5 | 15 | 1 |
| *Floyd | 11 | 129 | 11.7 | 44 | 0 |
| Canadeo | 9 | 86 | 9.6 | 21t | 1 |
| Cone | 8 | 98 | 12.3 | 37t | 1 |
| *Reichardt | 5 | 18 | 3.6 | 12 | 0 |
| Rote | 1 | 28 | 28.0 | 28 | 1 |
| Pearson | 1 | 16 | 16.0 | 16 | 0 |
| Pelfrey | 1 | 10 | 10.0 | 10 | 0 |
| Packers | 161 | 2688 | 16.7 | 90t | 26 |
| Opponents | 162 | 2205 | 13.6 | 78t | 17 |

* - rookie

| Passing | Att | Cmp | Yds | Cmp% | Yds/Att | TD | TD% | Int | Int% | LG | Sck | Yds | Rtng |
|------------------|------------|------------|-------------|-------------|-------------|-----------|------------|-----------|------------|------------|------------|------------|-------------|
| *Parilli | 177 | 77 | 1416 | 43.5 | 8.00 | 13 | 7.3 | 17 | 9.6 | 90t | - | - | 56.6 |
| Rote | 157 | 82 | 1268 | 52.2 | 8.08 | 13 | 8.3 | 8 | 5.1 | 81t | - | - | 85.6 |
| Forte | 2 | 2 | 4 | 100.0 | 2.00 | 0 | 0.0 | 0 | 0.0 | 5 | - | - | 79.2 |
| Canadeo | 1 | 0 | 0 | 0.0 | 0.00 | 0 | 0.0 | 0 | 0.0 | 0 | - | - | 39.6 |
| Packers | 337 | 161 | 2688 | 47.8 | 7.98 | 26 | 7.7 | 25 | 7.4 | 90t | 314 | 314 | 69.9 |
| Opponents | 340 | 162 | 2205 | 47.6 | 6.49 | 17 | 5.0 | 22 | 6.5 | 78t | 443 | 443 | 58.5 |

| Punting | No | Yds | Avg | TB | In | Lg | B |
|------------------|-----------|-------------|-------------|----|----|-----------|----------|
| *Parilli | 65 | 2645 | 40.7 | - | - | 63 | 0 |
| Packers | 65 | 2645 | 40.7 | - | - | 63 | 0 |
| Opponents | 72 | 2808 | 39.0 | - | - | 68 | 2 |

| Punt Returns | Ret | FC | Yds | Avg | Long | TD |
|------------------|-----------|----------|------------|------------|------------|----------|
| Grimes | 18 | - | 179 | 9.9 | 72 | 0 |
| Loomis | 8 | - | 83 | 10.4 | 31 | 0 |
| Moselle | 7 | - | 77 | 11.0 | 24 | 0 |
| *Dillon | 2 | - | 22 | 11.0 | 13 | 0 |
| Sandifer | 2 | - | 5 | 2.5 | 5 | 0 |
| Canadeo | 1 | - | 4 | 4.0 | 4 | 0 |
| Packers | 38 | - | 370 | 9.7 | 72 | 0 |
| Opponents | 36 | - | 281 | 7.8 | 65t | 1 |

| Kickoff Returns | No | Yds | Avg | Long | TD |
|------------------|-----------|-------------|-------------|------------|----------|
| Grimes | 18 | 422 | 23.4 | 34 | 0 |
| Loomis | 10 | 207 | 20.7 | 34 | 0 |
| *Floyd | 5 | 75 | 15.0 | 26 | 0 |
| Moselle | 5 | 83 | 16.6 | 26 | 0 |
| Self | 3 | 85 | 28.3 | 33 | 0 |
| Canadeo | 2 | 62 | 31.0 | 40 | 0 |
| Cone | 2 | 23 | 11.5 | 13 | 0 |
| *Robinson | 2 | 49 | 24.5 | 26 | 0 |
| *Dees | 1 | 20 | 20.0 | 20 | 0 |
| Martinkovic | 1 | 0 | 0.0 | 0 | 0 |
| Pelfrey | 1 | 26 | 26.0 | 26 | 0 |
| *Reichardt | 1 | 19 | 19.0 | 19 | 0 |
| *Schmidt | 1 | 14 | 14.0 | 14 | 0 |
| Packers | 52 | 1085 | 20.9 | 40 | 0 |
| Opponents | 51 | 1312 | 25.7 | 89t | 2 |

COMMUNITY
ADMM &
COACHES

VETERANS

DRAFT &
FREE AGENTS

2016 REVIEW

1952

LAMBEAU
FIELD

MISC.

1953 2-9-1, .182, SIXTH, WESTERN CONFERENCE

Head Coach: Gene Ronzani #

| | GB | Opp | Attend | Site |
|--------------------------------------|----|---------|---------|------|
| S 27 Cleveland Browns (Milw)..... | L | 0 27 | 22,604 | CoS |
| O 4 Chicago Bears (GB)..... | L | 13 17 | 24,835 | CtS |
| O 11 Los Angeles Rams (Milw)..... | L | 20 38 | 23,353 | CoS |
| O 18 Baltimore Colts (GB)..... | W | 37 14 | 18,713 | CtS |
| O 24 @ Pittsburgh Steelers..... | L | 14 31 | 22,918 | FoF |
| O 31 @ Baltimore Colts..... | W | 35 24 | 33,797 | BMS |
| N 8 @ Chicago Bears..... | T | 21 21 | 39,889 | WF |
| N 15 Detroit Lions (GB)..... | L | 7 14 | 20,834 | CtS |
| N 22 San Francisco 49ers (Milw)..... | L | 7 37 | 16,378 | CoS |
| N 26 @ Detroit Lions..... | L | 15 34 | 52,607 | BMS |
| D 6 @ San Francisco 49ers..... | L | 14 48 | 31,337 | KS |
| D 12 @ Los Angeles Rams..... | L | 17 33 | 23,069 | LAC |
| | | 200 338 | 330,334 | |

Home: 1-5 (126,717) **Away:** 1-4-1 (203,617)

#— Ray "Scooter" McLean and Hugh Devore served as co-head coaches for last two games of season

| Scoring | TD | Ru | Pa | Rt | PAT | FG | S | PTS |
|------------------|-----------|-----------|-----------|----------|--------------|--------------|----------|------------|
| Cone | 6 | 5 | 1 | 0 | 23/25 | 5/16 | 0 | 74 |
| Howton | 4 | 0 | 4 | 0 | 0 | 0 | 0 | 24 |
| Parilli | 4 | 4 | 0 | 0 | 0 | 0 | 0 | 24 |
| Reid | 3 | 3 | 0 | 0 | 0 | 0 | 0 | 18 |
| Mann | 2 | 0 | 2 | 0 | 0 | 0 | 0 | 12 |
| *Barton | 1 | 0 | 1 | 0 | 0 | 0 | 0 | 6 |
| Boone | 1 | 0 | 1 | 0 | 0 | 0 | 0 | 6 |
| *Carmichael | 1 | 0 | 0 | 0 | 0 | 0 | 0 | 6 |
| *Dawson | 1 | 0 | 0 | 0 | 0 | 0 | 0 | 6 |
| Dillon | 1 | 0 | 0 | 0 | 0 | 0 | 0 | 6 |
| Elliott | 1 | 0 | 0 | 0 | 0 | 0 | 0 | 6 |
| Papit | 1 | 0 | 0 | 0 | 0 | 0 | 0 | 6 |
| *Walker | 1 | 0 | 0 | 0 | 0 | 0 | 0 | 6 |
| Packers | 27 | 14 | 9 | 4 | 23/25 | 5/16 | 0 | 200 |
| Opponents | 44 | 25 | 15 | 4 | 41/44 | 11/22 | 0 | 338 |

| | GB | Opp | Rushing | No | Yds | Avg | Long | TD |
|--------------------------------|---------|---------|------------------------|------------|-------------|------------|-----------|-----------|
| Total First Downs | 189 | 199 | Reid | 95 | 492 | 5.2 | 43 | 3 |
| Rushing..... | 93 | 95 | Cone | 92 | 301 | 3.3 | 41t | 5 |
| Passing..... | 79 | 91 | *Carmichael | 49 | 199 | 4.1 | 41t | 1 |
| Penalty..... | 17 | 13 | Rote | 33 | 180 | 5.5 | 21 | 0 |
| Total Net Yards | 3220 | 3851 | Parilli | 42 | 171 | 4.1 | 19 | 4 |
| Avg. Per Game..... | 268.3 | 320.9 | *Ferguson | 52 | 134 | 2.6 | 12 | 0 |
| Total Plays..... | 776 | 719 | Papit | 6 | 44 | 7.3 | 21 | 1 |
| Avg. Per Play..... | 4.1 | 5.4 | *Barton | 7 | 40 | 5.7 | 14 | 0 |
| Net Yards Rushing | 1665 | 1746 | Coutre | 22 | 39 | 1.8 | 8 | 0 |
| Avg. Per Game..... | 138.8 | 145.5 | Bailey | 13 | 29 | 2.2 | 13 | 0 |
| Total Rushes..... | 424 | 407 | Boone | 7 | 24 | 3.4 | 24 | 0 |
| Net Yards Passing | 1555 | 2105 | *Dawson | 5 | 18 | 3.6 | 18 | 0 |
| Avg. Per Game..... | 129.6 | 175.4 | *Rush | 1 | -6 | -6.0 | -6 | 0 |
| Gross Yards..... | 1833 | 2341 | Packers | 424 | 1665 | 3.9 | 43 | 14 |
| Att./Completions..... | 352/147 | 312/144 | Opponents | 407 | 1746 | 4.3 | 58 | 25 |
| Completion Pct..... | 41.8 | 46.2 | | | | | | |
| Had Intercepted..... | 34 | 28 | | | | | | |
| Punts/Average | 80/37.6 | 66/41.7 | | | | | | |
| Penalties/Yards | 67/624 | 84/617 | | | | | | |
| Fumbles/Ball Lost | 29/14 | 28/19 | | | | | | |
| Touchdowns | 27 | 44 | | | | | | |
| Rushing..... | 14 | 25 | | | | | | |
| Passing..... | 9 | 15 | | | | | | |
| Returns..... | 4 | 4 | | | | | | |

| Western Conf. | W | L | T | Pct | Pts | OP |
|---------------------|----------|----------|----------|-------------|------------|------------|
| Detroit | 10 | 2 | 0 | .833 | 271 | 205 |
| San Francisco | 9 | 3 | 0 | .750 | 372 | 237 |
| Los Angeles | 8 | 3 | 1 | .727 | 366 | 236 |
| Chi. Bears | 3 | 8 | 1 | .273 | 218 | 262 |
| Baltimore | 3 | 9 | 0 | .250 | 182 | 350 |
| Green Bay .. | 2 | 9 | 1 | .182 | 200 | 338 |

| Interceptions | No | Yds | Avg | Long | TD |
|------------------------|-----------|------------|-------------|------------|----------|
| Dillon | 9 | 112 | 12.4 | 49t | 1 |
| Aldridge | 5 | 85 | 17.0 | 34 | 0 |
| *Walker | 4 | 74 | 18.5 | 54t | 1 |
| Johnson | 4 | 39 | 9.8 | 36 | 0 |
| Loomis | 4 | 39 | 9.8 | 27 | 0 |
| Hanner | 1 | 2 | 2.0 | 2 | 0 |
| *Forester | 1 | 0 | 0.0 | 0 | 0 |
| Packers | 28 | 351 | 12.5 | 54t | 2 |
| Opponents | 34 | 407 | 12.0 | 67t | 2 |

| Punting | No | Yds | Avg | TB | In | Lg | B |
|------------------------|-----------|-------------|-------------|----|----|-----------|----------|
| *Rush | 60 | 2263 | 37.7 | - | - | 60 | 0 |
| Parilli | 19 | 685 | 36.1 | - | - | 58 | 0 |
| Rote | 1 | 57 | 57.0 | - | - | 57 | 0 |
| Packers | 80 | 3005 | 37.6 | - | - | 60 | 0 |
| Opponents | 66 | 2750 | 41.7 | - | - | 60 | 1 |

| Punt Returns | Ret | FC | Yds | Avg | Long | TD |
|------------------------|-----------|-------------|------------|------------|----------|----------|
| *Carmichael | 20 | - | 199 | 10.0 | 52 | 0 |
| *Dawson | 7 | - | 72 | 10.3 | 60t | 1 |
| Boone | 5 | - | 24 | 4.8 | 9 | 0 |
| Sandifer | 3 | - | 35 | 11.7 | 23 | 0 |
| *Barton | 2 | - | 13 | 6.5 | 9 | 0 |
| Aldridge | 1 | - | 0 | 0.0 | 0 | 0 |
| Coutre | 1 | - | 5 | 5.0 | 5 | 0 |
| Packers | 39 | -348 | 8.9 | 60t | 1 | 1 |
| Opponents | 41 | -232 | 5.7 | 71t | 1 | 1 |

| Kickoff Returns | No | Yds | Avg | Long | TD |
|------------------------|-----------|-------------|-------------|-----------|----------|
| *Carmichael | 26 | 641 | 24.7 | 43 | 0 |
| *Ferguson | 7 | 123 | 17.6 | 30 | 0 |
| *Dawson | 4 | 102 | 25.5 | 33 | 0 |
| Reid | 4 | 82 | 20.5 | 23 | 0 |
| Coutre | 3 | 52 | 17.3 | 27 | 0 |
| Bailey | 2 | 34 | 17.0 | 21 | 0 |
| Martinkovic | 2 | 12 | 6.0 | 8 | 0 |
| Papit | 2 | 38 | 19.0 | 21 | 0 |
| Teteak | 2 | 62 | 31.0 | 47 | 0 |
| *Barton | 1 | 14 | 14.0 | 14 | 0 |
| *Forester | 1 | 12 | 12.0 | 12 | 0 |
| Loomis | 1 | 19 | 19.0 | 19 | 0 |
| Wildung | 1 | 6 | 6.0 | 6 | 0 |
| Packers | 56 | 1197 | 21.4 | 47 | 0 |
| Opponents | 40 | 851 | 21.3 | 47 | 0 |

| By Quarter | Q1 | Q2 | Q3 | Q4 | OT | Pts |
|------------|----|----|----|----|----|-----|
| Packers | 52 | 62 | 31 | 55 | 0 | 200 |
| Opponents | 98 | 76 | 92 | 72 | 0 | 338 |

Primary Players by Position

| | | | |
|----|---------------|----|---------------|
| E | C.Elliott | DE | G.Hays |
| | B.Howton | | J.Martinkovic |
| | B.Mann | DT | *B.Forester |
| | *C.Rush | | D.Hanner |
| T | G.Cifelli | | D.Logan |
| | D.Wildung | LB | B.Forte |
| | *R.Zatkoff | | D.Teteak |
| G | D.Afflis | C. | C.Tonnemaker |
| | B.Brown | DB | A.Loomis |
| | S.Ruzich | | *V.Walker |
| | D.Stephenson | | |
| | L.Szafaryn | | |
| C | *J.Ringo | | |
| QB | B.Parilli | | |
| | T.Rote | | |
| HB | B.Bailey | | |
| | J.Boone | | |
| | *A.Carmichael | | |
| | L.Coutre | | |
| | *G.Dawson | | |
| | F.Reid | | |
| FB | F.Cone | | |
| | *H.Ferguson | | |

| Receiving | No | Yds | Avg | Long | TD |
|------------------------|------------|-------------|-------------|------------|-----------|
| Howton | 25 | 463 | 18.5 | 80t | 4 |
| Mann | 23 | 327 | 14.2 | 45 | 2 |
| Cone | 18 | 165 | 9.2 | 30 | 1 |
| *Ferguson | 15 | 86 | 5.7 | 23 | 0 |
| *Rush | 14 | 190 | 13.6 | 24 | 0 |
| Elliott | 13 | 150 | 11.5 | 19 | 0 |
| *Carmichael | 12 | 131 | 10.9 | 52 | 0 |
| Reid | 10 | 100 | 10.0 | 26 | 0 |
| Bailey | 8 | 119 | 14.9 | 50 | 0 |
| Boone | 6 | 55 | 9.2 | 18 | 1 |
| *Barton | 2 | 51 | 25.5 | 42t | 1 |
| Coutre | 1 | -4 | -4.0 | -4 | 0 |
| Packers | 147 | 1833 | 12.5 | 80t | 9 |
| Opponents | 144 | 2341 | 16.3 | 97t | 15 |

* — rookie

| Passing | Att | Cmp | Yds | Cmp% | Yds/Att | TD | Int | Int% | LG | Sck | Yds | Rtng |
|----------------------|------------|------------|-------------|-------------|-------------|-----------|------------|-----------|------------|------------|------------|-------------|
| Rote | 185 | 72 | 1005 | 38.9 | 5.43 | 5 | 2.7 | 15 | 8.1 | 80t | - | 32.4 |
| Parilli | 166 | 74 | 830 | 44.6 | 5.00 | 4 | 2.4 | 19 | 11.4 | 45 | - | 28.5 |
| Boone | 1 | 1 | -2 | 100.0 | -2.00 | 0 | 0.0 | 0 | 0.0 | -2 | - | 79.2 |
| Packers ... | 352 | 147 | 1833 | 41.8 | 5.21 | 9 | 2.6 | 34 | 9.7 | 80t | 278 | 27.5 |
| Opponents ... | 312 | 144 | 2341 | 46.2 | 7.50 | 15 | 4.8 | 28 | 9.0 | 97t | 236 | 50.4 |

COMMUNITY
 ADMIN. & COACHES
 VETERANS
 DRAFT & FREE AGENTS
 2016 REVIEW
 1953
 LAMBEAU FIELD
 MISC.

4-8-0, .333, FIFTH, WESTERN CONFERENCE 1954

| | | | | |
|------------------------------------|----------------------------|---------------|---------------|-------------|
| Head Coach: Lisle Blackburn | | GB Opp | Attend | Site |
| S 26 | Pittsburgh Steelers (GB) | L 20 21 | 20,675 | CTS |
| O 3 | Chicago Bears (GB) | L 3 10 | 24,414 | CTS |
| O 10 | San Francisco 49ers (Milw) | L 17 23 | 15,571 | CoS |
| O 17 | Los Angeles Rams (Milw) | W 35 17 | 17,455 | CoS |
| O 24 | @ Baltimore Colts | W 7 6 | 28,680 | BMS |
| O 30 | @ Philadelphia Eagles | W 37 14 | 25,378 | CoMS |
| N 7 | @ Chicago Bears | L 23 28 | 47,038 | WF |
| N 13 | Baltimore Colts (Milw) | W 24 13 | 19,786 | CoS |
| N 21 | Detroit Lions (GB) | L 17 21 | 20,767 | CTS |
| N 25 | @ Detroit Lions | L 24 28 | 55,532 | BMS |
| D 5 | @ San Francisco 49ers | O 35 | 32,012 | KS |
| D 12 | @ Los Angeles Rams | L 27 35 | 38,839 | LAC |
| | | 234 251 | 346,147 | |

Home: 2-4 (118,668) **Away:** 2-4 (227,479)

| | | |
|--------------------------------|-----------|------------|
| | GB | Opp |
| Total First Downs | 207 | 228 |
| Rushing..... | 79 | 101 |
| Passing..... | 112 | 119 |
| Penalty..... | 16 | 8 |
| Total Net Yards | 3487 | 4350 |
| Avg. Per Game..... | 290.6 | 362.5 |
| Total Plays..... | 733 | 777 |
| Avg. Per Play..... | 4.8 | 5.6 |
| Net Yards Rushing | 1328 | 1871 |
| Avg. Per Game..... | 110.7 | 155.9 |
| Total Rushes..... | 321 | 403 |
| Net Yards Passing | 2159 | 2479 |
| Avg. Per Game..... | 179.9 | 206.6 |
| Gross Yards..... | 2454 | 2690 |
| Att./Completions..... | 412/195 | 374/208 |
| Completion Pct..... | 47.3 | 55.6 |
| Had Intercepted..... | 19 | 19 |
| Punts/Average | 72/41.7 | 64/40.1 |
| Penalties/Yards | 57/522 | 72/666 |
| Fumbles/Ball Lost | 21/12 | 22/14 |
| Touchdowns | 30 | 33 |
| Rushing..... | 13 | 13 |
| Passing..... | 14 | 17 |
| Returns..... | 3 | 3 |

| | | | | | | |
|-------------------|-----------|-----------|-----------|-----------|-----------|------------|
| By Quarter | Q1 | Q2 | Q3 | Q4 | OT | Pts |
| Packers | 38 | 70 | 77 | 49 | 0 | 234 |
| Opponents | 72 | 73 | 34 | 72 | 0 | 251 |

Primary Players by Position

| | | | |
|-----------|--------------|----|---------------|
| E | C.Elliott | DE | J.Martinkovic |
| | B.Howton | DT | B.Forester |
| | *G.Knafelc | | D.Hanner |
| | *G.Knutson | | J.Helluin |
| | *M.McGee | LB | C.Tonnemaker |
| T | *A.Hunter | DB | B.Dillon |
| | R.Zatkoff | | C.Self |
| G | D.Afflis | | V.Walker |
| | *A.Barry | | *G.White |
| | B.Brown | | |
| | S.Ruzich | | |
| | D.Stephenson | | |
| | L.Szafaryn | | |
| C | J.Ringo | | |
| QB | *B.Garrett | | |
| | T.Rote | | |
| HB | A.Carmichael | | |
| | *J.Johnson | | |
| | J.Psaltis | | |
| | F.Reid | | |
| | *V.Switzer | | |
| FB | F.Cone | | |
| | H.Ferguson | | |

| | | | | | | |
|------------------|----------------|-------------|------------|------------|-------------|-----------|
| | Rushing | No | Yds | Avg | Long | TD |
| Reid | 99 | 507 | 5.1 | 69t | 5 | |
| Rote | 67 | 301 | 4.5 | 30 | 8 | |
| Ferguson | 83 | 276 | 3.3 | 25 | 0 | |
| Carmichael | 33 | 130 | 3.9 | 23 | 0 | |
| *Switzer | 15 | 59 | 3.9 | 33 | 0 | |
| *Johnson | 7 | 31 | 4.4 | 10 | 0 | |
| Cone | 15 | 18 | 1.2 | 11 | 0 | |
| *McGee | 1 | 9 | 9.0 | 9 | 0 | |
| *Garrett | 1 | -3 | -3.0 | -3 | 0 | |
| Packers | 321 | 1328 | 4.1 | 69t | 13 | |
| Opponents | 403 | 1871 | 4.6 | 44 | 13 | |

| | | | | | | |
|----------------------|----------|----------|----------|-------------|------------|------------|
| Western Conf. | W | L | T | Pct | Pts | QP |
| Detroit | 9 | 2 | 1 | .818 | 337 | 189 |
| Chi. Bears | 8 | 4 | 0 | .667 | 301 | 279 |
| San Francisco | 7 | 4 | 1 | .636 | 313 | 251 |
| Los Angeles | 6 | 5 | 1 | .545 | 314 | 285 |
| Green Bay | 4 | 8 | 0 | .333 | 234 | 251 |
| Baltimore | 3 | 9 | 0 | .250 | 131 | 279 |

| | | | | | | |
|------------------|------------------|-------------|-------------|------------|-------------|-----------|
| | Receiving | No | Yds | Avg | Long | TD |
| Howton | 52 | 768 | 14.8 | 59 | 2 | |
| Ferguson | 41 | 398 | 9.7 | 49 | 0 | |
| *McGee | 36 | 614 | 17.1 | 82t | 9 | |
| Carmichael | 18 | 251 | 13.9 | 45 | 0 | |
| *Switzer | 17 | 166 | 9.8 | 28 | 2 | |
| Reid | 14 | 129 | 9.2 | 25 | 0 | |
| *Johnson | 10 | 72 | 7.2 | 17 | 1 | |
| Cone | 4 | 19 | 4.8 | 13 | 0 | |
| *Knafelc | 3 | 37 | 12.3 | 15 | 0 | |
| Packers | 195 | 2454 | 12.6 | 82t | 14 | |
| Opponents | 208 | 2690 | 12.9 | 71t | 17 | |

| | | | | | | | | | | | | | | |
|------------------|----------------|------------|-------------|-------------|-------------|----------------|------------|------------|------------|-------------|------------|-------------|------------|-------------|
| | Passing | Att | Cmp | Yds | Cmp% | Yds/Att | TD | TD% | Int | Int% | LG | Sck | Yds | Rtng |
| Rote | 382 | 180 | 2311 | 47.1 | 6.05 | 14 | 3.7 | 18 | 4.7 | 82t | - | 59.1 | | |
| *Garrett | 30 | 15 | 143 | 50.0 | 4.77 | 0 | 0.0 | 1 | 3.3 | 16 | - | 49.7 | | |
| Packers | 412 | 195 | 2454 | 47.3 | 5.96 | 14 | 3.4 | 19 | 4.6 | 82t | 295 | 58.5 | | |
| Opponents | 374 | 208 | 2690 | 55.6 | 7.19 | 17 | 4.5 | 19 | 5.1 | 71t | 211 | 72.4 | | |

| | | | | | | | |
|------------------|------------|-----------|-----------|------------|--------------|-------------|------------|
| Scoring | TDR | Pa | Rt | PAT | FG | S | PTS |
| Cone | 0 | 0 | 0 | 27/29 | 9/16 | 0 | 54 |
| *McGee | 9 | 0 | 9 | 0 | 0 | 0 | 54 |
| Rote | 8 | 8 | 0 | 0 | 0 | 0 | 48 |
| Reid | 5 | 5 | 0 | 0 | 0 | 0 | 30 |
| *Switzer | 4 | 0 | 2 | 2 | 0 | 0 | 24 |
| Howton | 2 | 0 | 2 | 0 | 0 | 0 | 12 |
| Dillon | 1 | 0 | 0 | 1 | 0 | 0 | 6 |
| *Johnson | 1 | 0 | 1 | 0 | 0 | 0 | 6 |
| Packers | 30 | 13 | 14 | 3 | 27/29 | 9/16 | 0 |
| Opponents | 33 | 13 | 17 | 3 | 32/33 | 7/14 | 0 |

| | | | | | | |
|------------------|----------------------|------------|-------------|------------|-------------|-----------|
| | Interceptions | No | Yds | Avg | Long | TD |
| Dillon | 7 | 111 | 15.9 | 59t | 1 | |
| Walker | 4 | 83 | 20.8 | 44 | 0 | |
| Self | 2 | 23 | 11.5 | 23 | 0 | |
| Teteak | 1 | 23 | 23.0 | 23 | 0 | |
| Forester | 1 | 21 | 21.0 | 21 | 0 | |
| *White | 1 | 20 | 20.0 | 20 | 0 | |
| Afflis | 1 | 3 | 3.0 | 3 | 0 | |
| Tonnemaker | 1 | 1 | 1.0 | 1 | 0 | |
| Zatkoff | 1 | 0 | 0.0 | 0 | 0 | |
| Packers | 19 | 285 | 15.0 | 59t | 1 | |
| Opponents | 19 | 380 | 20.0 | 57 | 1 | |

| | | | | | | | | |
|------------------|----------------|-------------|-------------|------------|-----------|-----------|-----------|----------|
| | Punting | No | Yds | Avg | TB | In | Lg | B |
| *McGee | 72 | 2999 | 41.7 | - | - | 63 | 0 | |
| Packers | 72 | 2999 | 41.7 | - | - | 63 | 0 | |
| Opponents | 64 | 2568 | 40.1 | - | - | 72 | 0 | |

| | | | | | | | |
|------------------|---------------------|------------|------------|------------|------------|-------------|-----------|
| | Punt Returns | Ret | FC | Yds | Avg | Long | TD |
| *Switzer | 24 | - | 306 | 12.8 | 93t | 1 | |
| Carmichael | 9 | - | 43 | 4.3 | 14 | 0 | |
| *Johnson | 5 | - | 38 | 7.6 | 9 | 0 | |
| Dillon | 1 | - | 7 | 7.0 | 7 | 0 | |
| Psaltis | 1 | - | 0 | 0.0 | 0 | 0 | |
| Packers | 40 | - | 394 | 9.9 | 93t | 1 | |
| Opponents | 43 | - | 290 | 6.7 | 61t | 1 | |

| | | | | | | |
|------------------|------------------------|-------------|-------------|------------|-------------|-----------|
| | Kickoff Returns | No | Yds | Avg | Long | TD |
| Carmichael | 20 | 531 | 26.6 | 49 | 0 | |
| *Switzer | 20 | 500 | 25.0 | 88 | 0 | |
| *Johnson | 4 | 91 | 22.8 | 28 | 0 | |
| Ferguson | 2 | 31 | 15.5 | 22 | 0 | |
| Brown | 1 | 0 | 0.0 | 0 | 0 | |
| Cone | 1 | 22 | 22.0 | 22 | 0 | |
| Forester | 1 | 18 | 18.0 | 18 | 0 | |
| Packers | 49 | 1185 | 24.3 | 88 | 0 | |
| Opponents | 45 | 832 | 18.5 | 35 | 0 | |

* — rookie

COMMUNITY ADMIN. & COACHES VETERANS FREE AGENTS DRAFT & 2016 REVIEW 1954 LAMBEAU FIELD MISC.

1955 6-6-0, .500, THIRD, WESTERN CONFERENCE

Head Coach: Lisle Blackburn

| | GB | Opp | Attend | Site | |
|--------------------------------------|----|-----|--------|---------|-----|
| S 25 Detroit Lions (GB)..... | W | 20 | 17 | 22,217 | CIS |
| O 2 Chicago Bears (GB)..... | W | 24 | 3 | 24,662 | CIS |
| O 8 Baltimore Colts (Milw)..... | L | 20 | 24 | 40,199 | CoS |
| O 16 Los Angeles Rams (Milw)..... | W | 30 | 28 | 26,960 | CoS |
| O 23 @ Cleveland Browns..... | L | 10 | 41 | 51,482 | CMS |
| O 29 @ Baltimore Colts..... | L | 10 | 14 | 34,411 | BMS |
| N 6 @ Chicago Bears..... | L | 31 | 52 | 48,890 | WF |
| N 13 Chicago Cardinals (GB)..... | W | 31 | 14 | 20,104 | CIS |
| N 20 San Francisco 49ers (Milw)..... | W | 27 | 21 | 19,099 | CoS |
| N 24 @ Detroit Lions..... | L | 10 | 24 | 51,685 | BrS |
| D 4 @ San Francisco 49ers..... | W | 28 | 7 | 32,897 | KS |
| D 11 @ Los Angeles Rams..... | L | 17 | 31 | 90,535 | LAC |
| | | 258 | 276 | 463,141 | |

Home: 5-1 (153,241) Away: 1-5 (309,900)

| Scoring | TD | Ru | Pa | Rt | PAT | FG | S | PTS |
|------------------|-----------|-----------|-----------|----------|--------------|--------------|----------|------------|
| Cone | 0 | 0 | 0 | 0 | 30/30 | 16/24 | 0 | 78 |
| Knafelc | 8 | 0 | 0 | 0 | | | | 0 48 |
| Howton | 5 | 0 | 5 | 0 | | | | 0 30 |
| Rote | 5 | 5 | 0 | 0 | | | | 0 30 |
| Ferguson | 4 | 4 | 0 | 0 | | | | 0 24 |
| Reid | 3 | 2 | 1 | 0 | | | | 0 18 |
| Carmichael | 2 | 0 | 1 | 1 | | | | 0 12 |
| Johnson | 1 | 0 | 1 | 0 | | | | 0 6 |
| Switzer | 1 | 0 | 1 | 0 | | | | 0 6 |
| Szafaryn | 1 | 0 | 0 | 1 | | | | 0 6 |
| Packers | 30 | 11 | 17 | 2 | 30/30 | 16/24 | 0 | 258 |
| Opponents | 36 | 18 | 13 | 5 | 36/36 | 8/17 | 0 | 276 |

| Interceptions | No | Yds | Avg | Long | TD |
|------------------|-----------|------------|-------------|-----------|----------|
| Dillon | 9 | 153 | 17.0 | 61 | 0 |
| Walker | 6 | 77 | 12.8 | 36 | 0 |
| *Nix | 5 | 33 | 6.6 | 12 | 0 |
| Forester | 4 | 32 | 8.0 | 17 | 0 |
| Zatkoff | 3 | 25 | 8.3 | 15 | 0 |
| Teteak | 2 | 41 | 20.5 | 32 | 0 |
| *Bookout | 2 | 39 | 19.5 | 27 | 0 |
| Packers | 31 | 400 | 12.9 | 61 | 0 |
| Opponents | 19 | 268 | 14.1 | 36 | 1 |

| | GB | Opp | Rushing | No | Yds | Avg | Long | TD |
|--------------------------|-------|-------|------------------|------------|-------------|------------|------------|-----------|
| Total First Downs | 213 | 196 | Ferguson | 192 | 859 | 4.5 | 57 | 4 |
| Rushing | 106 | 118 | Rote | 74 | 332 | 4.5 | 49 | 5 |
| Passing | 95 | 71 | Reid | 83 | 303 | 3.7 | 28 | 2 |
| Penalty | 12 | 7 | Johnson | 49 | 210 | 4.3 | 21 | 0 |
| Total Net Yards | 3662 | 3862 | Switzer | 16 | 101 | 6.3 | 38 | 0 |
| Avg. Per Game | 305.2 | 321.8 | Carmichael | 6 | 45 | 7.5 | 20 | 0 |
| Total Plays | 781 | 734 | Cone | 12 | 25 | 2.1 | 14 | 0 |
| Avg. Per Play | 4.7 | 5.3 | Held | 1 | 8 | 8.0 | 8 | 0 |
| Net Yards Rushing | 1883 | 2174 | Packers | 433 | 1883 | 4.3 | 57 | 11 |
| Avg. Per Game | 156.9 | 181.2 | Opponents | 475 | 2174 | 4.6 | 55t | 18 |
| Total Rushes | 433 | 475 | | | | | | |

| | GB | Opp |
|--------------------------|---------|---------|
| Net Yards Passing | 1779 | 1688 |
| Avg. Per Game | 148.3 | 140.7 |
| Gross Yards | 2004 | 1768 |
| Att./Completions | 348/159 | 259/118 |
| Completion Pct. | 45.7 | 45.6 |
| Had Intercepted | 19 | 31 |
| Punts/Average | 56/43.2 | 52/41.8 |
| Penalties/Yards | 41/401 | 56/490 |
| Fumbles/Ball Lost | 37/25 | 27/18 |
| Touchdowns | 30 | 36 |
| Rushing | 11 | 18 |
| Passing | 17 | 13 |
| Returns | 2 | 5 |

| By Quarter | Q1 | Q2 | Q3 | Q4 | OT | Pts |
|------------|----|-----|----|----|----|-----|
| Packers | 40 | 101 | 38 | 79 | 0 | 258 |
| Opponents | 77 | 59 | 58 | 82 | 0 | 276 |

| Western Conf. | W | L | T | Pct | Pts | OP |
|------------------|----------|----------|----------|-------------|------------|------------|
| Los Angeles | 8 | 3 | 1 | .727 | 260 | 231 |
| Chi. Bears | 8 | 4 | 0 | .667 | 294 | 251 |
| Green Bay | 6 | 6 | 0 | .500 | 258 | 276 |
| Baltimore | 5 | 6 | 1 | .455 | 214 | 239 |
| San Francisco | 4 | 8 | 0 | .333 | 216 | 298 |
| Detroit | 3 | 9 | 0 | .250 | 230 | 275 |

| Receiving | No | Yds | Avg | Long | TD |
|------------------|------------|-------------|-------------|------------|-----------|
| Howton | 44 | 697 | 15.8 | 60 | 5 |
| Knafelc | 40 | 613 | 15.3 | 48 | 8 |
| Ferguson | 22 | 153 | 7.0 | 16 | 0 |
| Carmichael | 16 | 222 | 13.9 | 32 | 1 |
| Switzer | 14 | 103 | 7.4 | 22 | 1 |
| Reid | 13 | 138 | 10.6 | 60t | 1 |
| Johnson | 9 | 71 | 7.9 | 30t | 1 |
| Cone | 1 | 7 | 7.0 | 7 | 0 |
| Packers | 159 | 2004 | 12.6 | 60t | 17 |
| Opponents | 118 | 1768 | 15.0 | 98t | 13 |

| Punting | No | Yds | Avg | TB | In | Lg | B | |
|------------------|-----------|-------------|-------------|----------|----------|----------|-----------|----------|
| *Deschaine | 56 | 2420 | 43.2 | - | - | - | 73 | 0 |
| Packers | 56 | 2420 | 43.2 | - | - | - | 73 | 0 |
| Opponents | 52 | 2174 | 41.8 | - | - | - | 55 | 1 |

| Punt Returns | Ret | FC | Yds | Avg | Long | TD |
|------------------|-----------|----------|------------|------------|------------|----------|
| Switzer | 24 | - | 158 | 6.6 | 38 | 0 |
| Carmichael | 10 | - | 89 | 8.9 | 40 | 0 |
| Johnson | 1 | - | 5 | 5.0 | 5 | 0 |
| Szafaryn | 1 | - | 28 | 28.0 | 28t | 1 |
| Packers | 36 | - | 280 | 7.8 | 40 | 1 |
| Opponents | 36 | - | 223 | 6.2 | 55t | 1 |

| Kickoff Returns | No | Yds | Avg | Long | TD |
|------------------|-----------|-------------|-------------|-------------|----------|
| Switzer | 17 | 445 | 26.2 | 57 | 0 |
| Carmichael | 14 | 418 | 29.9 | 100t | 1 |
| Forester | 3 | 52 | 17.3 | 20 | 0 |
| Johnson | 2 | 46 | 23.0 | 27 | 0 |
| Reid | 2 | 21 | 10.5 | 17 | 0 |
| Ferguson | 1 | 20 | 20.0 | 20 | 0 |
| Packers | 39 | 1002 | 25.7 | 100t | 1 |
| Opponents | 48 | 1157 | 24.1 | - | 0 |

Primary Players by Position

| | | | |
|----|--------------|----|---------------|
| E | B.Howton | DE | *N.Borden |
| | G.Knafelc | | J.Martinkovic |
| T | T.Dahms | | P.O'Donahue |
| | R.Zatkoff | DT | B.Forester |
| G | B.Brown | | D.Hanner |
| | *H.Bullough | | J.Hellu |
| | S.Kibinski | | *B.Lucky |
| | L.Szafaryn | LB | *T.Bettis |
| C | J.Ringo | | D.Teteak |
| QB | *C.Brackins | DB | *B.Bookout |
| | T.Rote | | B.Dillon |
| HB | A.Carmichael | | *D.Nix |
| | J.Johnson | | V.Walker |
| | F.Reid | | |
| | V.Switzer | | |
| FB | F.Cone | | |
| | H.Ferguson | | |

* - rookie

| Passing | Att | Cmp | Yds | Cmp% | Yds/Att | TD | TD% | Int | Int% | LG | Sck | Yds | Rtng |
|------------------|------------|------------|-------------|-------------|-------------|-----------|------------|-----------|-------------|------------|------------|-------------|------|
| Rote | 342 | 157 | 1977 | 45.9 | 5.78 | 17 | 5.0 | 19 | 5.6 | 60t | - | - | 57.8 |
| Held | 4 | 2 | 27 | 50.0 | 6.75 | 0 | 0.0 | 0 | 0.0 | 18 | - | - | 71.9 |
| *Brackins | 2 | 0 | 0 | 0.0 | 0.0 | 0 | 0.0 | 0 | 0.0 | 0 | - | - | 39.6 |
| Packers | 348 | 159 | 2004 | 45.7 | 5.76 | 17 | 4.9 | 19 | 5.5 | 60t | 225 | 57.7 | |
| Opponents | 259 | 118 | 1768 | 45.6 | 6.83 | 13 | 5.0 | 31 | 12.0 | 98t | 80 | 45.6 | |

STADIUM ABBREVIATIONS, M-Z

| | | | | |
|----------------------------------|-------------------------------|--------------------------------------|----------------------------------|----------------------------------|
| MD.....Metrodome, Minn. | NS.....Nissan S., Nashville | OS.....Qualcomm S., SD | SdV.....Sun Devil S., Tempe | TuS.....Tulane S., New Orleans |
| Met.....Metropolitan S., Minn. | OB.....Orange Bowl, Miami | RCA.....RCA Dome, Ind. | SF.....Soldier Field, Chicago | TxS.....Texas Stadium, Irving |
| MUF.....Muzzy F., Bristol, Conn. | OC.....Oakland-Alameda Co. C. | RFK.....RFK Stadium, Was. | SFP.....State Fair P., Milwaukee | UPS.....Univ. of Phoenix Stadium |
| MHS.....Mile High S., Denver | OC.....O.co Coliseum | RS.....Rich Stadium, Buf. | SFS.....Schaefer S., Foxboro | USS.....U.S. Bank Stadium, Mpls. |
| MP.....Monster Park, SF | PBS.....Paul Brown S., Cin. | RJS.....Raymond James S., TB | SHS.....Shea S., Flushing NY | VS.....Veterans S., Phi. |
| MqS.....Marquette S., Milw. | PG.....Polo Grounds, NY | RTS.....Reliant S., Houston | ShP.....Shibe Park, Philadelphia | WF.....Wrigley Field, Chicago |
| MS.....Memorial S., Champaign | PPS.....Pro Player S., Miami | RvS.....Riverfront S., Cin. | SpS.....Sullivan S., Foxboro | YB.....Yale Bowl, Conn. |
| MtS.....M&T Bank S., Baltimore | PSD.....Pitt Stadium, Pit. | RWS.....Ralph Wilson S., Buf. | TaS.....Tampa Stadium | YS.....Yankee S., Bronx, NY |
| NAC.....Net Associates C., Oak | PTS.....Pontiac Silverdome | SAF.....Sports Authority Field, Den. | TGS.....Tiger Stadium, Detroit | |
| NMS.....New Meadowlands S. | QF.....Qwest Field, Seattle | SDS.....San Diego Stadium | TRS.....Three Rivers S., Pit. | (A-L on page 401) |

4-8-0, .333, FIFTH (TIE), WESTERN CONFERENCE 1956

Head Coach: Lisle Blackburn

| | GB | Opp | Attend | Site |
|------------------------------------|----|-----|--------|---------|
| S 30 Detroit Lions (GB)..... | L | 16 | 20 | 24,668 |
| O 7 Chicago Bears (GB)..... | L | 21 | 37 | 24,668 |
| O 14 Baltimore Colts (Milw)..... | W | 38 | 33 | 24,214 |
| O 21 Los Angeles Rams (Milw)..... | W | 42 | 17 | 24,200 |
| O 28 @ Baltimore Colts..... | L | 21 | 28 | 40,086 |
| N 4 Cleveland Browns (Milw)..... | L | 7 | 24 | 28,590 |
| N 11 @ Chicago Bears..... | L | 14 | 38 | 49,172 |
| N 18 San Francisco 49ers (GB)..... | L | 16 | 17 | 17,986 |
| N 22 @ Detroit Lions..... | W | 24 | 20 | 54,087 |
| D 2 @ Chicago Cardinals..... | W | 24 | 21 | 22,620 |
| D 8 @ San Francisco 49ers..... | L | 20 | 38 | 32,433 |
| D 16 @ Los Angeles Rams..... | L | 21 | 49 | 45,209 |
| | | 264 | 342 | 387,933 |

Home: 2-4 (144,326) Away: 2-4 (243,607)

| | GB | Opp | Rushing | No | Yds | Avg | Long | TD |
|--------------------------------|-------|-------|------------------------|------------|-------------|------------|-----------|-----------|
| Total First Downs | 211 | 246 | Rote | 84 | 398 | 4.7 | 39 | 11 |
| Rushing..... | 85 | 129 | Ferguson..... | 99 | 367 | 3.7 | 24 | 0 |
| Passing..... | 112 | 104 | Cone..... | 49 | 211 | 4.3 | 21 | 2 |
| Penalty..... | 14 | 13 | Carmichael..... | 32 | 199 | 6.2 | 35 | 0 |
| Total Net Yards | 3819 | 4710 | Johnson..... | 35 | 129 | 3.7 | 14 | 0 |
| Avg. Per Game..... | 318.3 | 392.5 | *Losch..... | 19 | 43 | 2.3 | 8 | 0 |
| Total Plays..... | 690 | 772 | Reid..... | 14 | 39 | 2.8 | 11 | 0 |
| Avg. Per Play..... | 5.5 | 6.1 | *Starr..... | 5 | 35 | 7.0 | 14 | 0 |
| Net Yards Rushing | 1421 | 2619 | Packers | 337 | 1421 | 4.2 | 39 | 13 |
| Avg. Per Game..... | 118.4 | 218.3 | Opponents | 512 | 2619 | 5.1 | 86 | 20 |
| Total Rushes..... | 337 | 512 | | | | | | |

| | GB | Opp | Rushing | No | Yds | Avg | Long | TD |
|--------------------------------|---------|---------|---------|----|-----|-----|------|----|
| Net Yards Passing | 2398 | 2091 | | | | | | |
| Avg. Per Game..... | 199.8 | 174.3 | | | | | | |
| Gross Yards..... | 2591 | 2166 | | | | | | |
| Att./Completions..... | 353/171 | 260/144 | | | | | | |
| Completion Pct..... | 48.4 | 55.4 | | | | | | |
| Had Intercepted..... | 18 | 21 | | | | | | |
| Punts/Average | 62/42.7 | 50/40.8 | | | | | | |
| Penalties/Yards | 42/393 | 52/493 | | | | | | |
| Fumbles/Ball Lost | 24/11 | 17/8 | | | | | | |
| Touchdowns | 36 | 44 | | | | | | |
| Rushing..... | 13 | 20 | | | | | | |
| Passing..... | 21 | 17 | | | | | | |
| Returns..... | 2 | 7 | | | | | | |

| By Quarter | Q1 | Q2 | Q3 | Q4 | OT | Pts |
|------------|----|-----|----|----|----|-----|
| Packers | 51 | 61 | 62 | 90 | 0 | 264 |
| Opponents | 78 | 125 | 54 | 85 | 0 | 342 |

Primary Players by Position

| | | | |
|----|--------------|----|---------------|
| E | B.Howton | DE | N.Borden |
| | G.Knafelc | | J.Martinkovic |
| T | *F.Gregg | DT | B.Forester |
| | *B.Skoronski | | D.Hanner |
| | R.Zatko | | J.Helluin |
| G | B.Brown | | J.Sandusky |
| | J.Skibinski | LB | T.Bettis |
| | L.Szafaryn | | D.Tetek |
| C | J.Ringo | DB | B.Bookout |
| QB | T.Rote | | J.Capuzzi |
| | *B.Starr | | B.Dillon |
| HB | A.Carmichael | | *H.Gremminger |
| | J.Johnson | | V.Walker |
| | *J.Losch | | |
| | F.Reid | | |
| FB | F.Cone | | |
| | H.Ferguson | | |

* — rookie

| Western Conf. | W | L | T | Pct | Pts | OP |
|------------------------|----------|----------|----------|-------------|------------|------------|
| Chi. Bears..... | 9 | 2 | 1 | .818 | 363 | 246 |
| Detroit..... | 9 | 3 | 0 | .750 | 300 | 188 |
| San Francisco..... | 5 | 6 | 1 | .455 | 233 | 284 |
| Baltimore..... | 5 | 7 | 0 | .417 | 270 | 322 |
| Green Bay | 4 | 8 | 0 | .333 | 264 | 342 |
| Los Angeles..... | 4 | 8 | 0 | .333 | 291 | 307 |

| | Receiving | No | Yds | Avg | Long | TD |
|------------------------|------------|-------------|-------------|-----------|-----------|----|
| Howton..... | 55 | 1188 | 21.6 | 66 | 12 | |
| Cone..... | 30 | 418 | 13.9 | 38 | 6 | |
| Johnson..... | 28 | 258 | 9.2 | 20 | 0 | |
| Ferguson..... | 22 | 214 | 9.7 | 25 | 0 | |
| Carmichael..... | 13 | 180 | 13.8 | 63 | 1 | |
| Cone..... | 12 | 218 | 18.2 | 69 | 2 | |
| *Losch..... | 7 | 85 | 12.1 | 43 | 0 | |
| Reid..... | 3 | 16 | 5.3 | 12 | 0 | |
| *Roberts..... | 1 | 14 | 14.0 | 14 | 0 | |
| Packers | 171 | 2591 | 15.2 | 69 | 21 | |
| Opponents | 144 | 2166 | 15.0 | 70 | 17 | |

| | Passing | Att | Cmp | Yds | Cmp% | Yds/Att | TD | TD% | Int | Int% | LG | Sck | Yds | Rtng |
|------------------------|------------|------------|-------------|-------------|-------------|-----------|------------|-----------|------------|-----------|------------|-------------|-----|-------|
| Rote..... | 308 | 146 | 2203 | 47.4 | 7.15 | 18 | 5.8 | 15 | 4.9 | 69 | - | - | - | 70.6 |
| *Starr..... | 44 | 24 | 325 | 54.5 | 7.39 | 2 | 4.5 | 3 | 6.8 | 39 | - | - | - | 65.1 |
| *Losch..... | 1 | 1 | 63 | 100.0 | 63.00 | 1 | 100.0 | 0 | 0.0 | 63 | - | - | - | 158.3 |
| Packers | 353 | 171 | 2591 | 48.4 | 7.34 | 21 | 5.9 | 18 | 5.1 | 69 | 193 | 71.6 | | |
| Opponents | 260 | 144 | 2166 | 55.4 | 8.33 | 17 | 6.5 | 21 | 8.1 | 70 | 75 | 71.1 | | |

| Scoring | TD | Ru | Pa | Rt | PAT | FG | S | PTS |
|------------------|-----------|-----------|-----------|----------|--------------|--------------|----------|------------|
| Cone | 4 | 2 | 2 | 0 | 33/36 | 5/8 | 0 | 72 |
| Howton | 12 | 0 | 12 | 0 | 0 | 0 | 0 | 72 |
| Rote | 11 | 11 | 0 | 0 | 0 | 0 | 0 | 66 |
| Knafelc | 6 | 0 | 6 | 0 | 0 | 0 | 0 | 36 |
| Carmichael | 2 | 0 | 1 | 1 | 0 | 0 | 0 | 12 |
| Dillon | 1 | 0 | 0 | 1 | 0 | 0 | 0 | 6 |
| Packers | 36 | 13 | 21 | 2 | 33/36 | 5/8 | 0 | 264 |
| Opponents | 44 | 20 | 17 | 7 | 42/44 | 12/18 | 0 | 342 |

| Interceptions | No | Yds | Avg | Long | TD |
|------------------------|-----------|------------|-------------|-----------|----------|
| Dillon..... | 7 | 244 | 34.9 | 45 | 1 |
| Forester..... | 4 | 35 | 8.8 | 13 | 0 |
| Capuzzi..... | 2 | 65 | 32.5 | 65 | 0 |
| *Gremminger..... | 2 | 36 | 18.0 | 21 | 0 |
| Tetek..... | 2 | 20 | 10.0 | 18 | 0 |
| Gorgal..... | 2 | 2 | 1.0 | 2 | 0 |
| Bookout..... | 1 | 4 | 4.0 | 4 | 0 |
| Walker..... | 1 | 0 | 0.0 | 0 | 0 |
| Packers | 21 | 406 | 19.3 | 65 | 1 |
| Opponents | 18 | 312 | 17.3 | 95 | 3 |

| Punting | No | Yds | Avg | TB | In | Lg | B |
|------------------------|-----------|-------------|-------------|----|----|----|-----------|
| Deschaine..... | 62 | 2649 | 42.7 | - | - | - | 57 |
| Packers | 62 | 2649 | 42.7 | - | - | - | 57 |
| Opponents | 50 | 2040 | 40.8 | - | - | - | 56 |

| Punt Returns | Ret | FC | Yds | Avg | Long | TD |
|------------------------|-----------|----|------------|------------|-----------|----------|
| Carmichael..... | 21 | - | 165 | 7.9 | 22 | 0 |
| *Losch..... | 8 | - | 74 | 9.3 | 58 | 0 |
| Reid..... | 1 | - | 0 | 0.0 | 0 | 0 |
| Packers | 30 | - | 239 | 8.0 | 58 | 0 |
| Opponents | 49 | - | 280 | 5.7 | 90 | 1 |

| Kickoff Returns | No | Yds | Avg | Long | TD |
|------------------------|-----------|-------------|-------------|------------|----------|
| Carmichael..... | 33 | 927 | 28.1 | 106 | 1 |
| *Losch..... | 15 | 390 | 26.0 | 51 | 0 |
| Ferguson..... | 5 | 83 | 16.6 | 34 | 0 |
| Forester..... | 4 | 36 | 9.0 | 17 | 0 |
| Borden..... | 1 | 0 | 0.0 | 0 | 0 |
| *Gremminger..... | 1 | 6 | 6.0 | 6 | 0 |
| Packers | 59 | 1442 | 24.4 | 106 | 1 |
| Opponents | 48 | 924 | 19.3 | 45 | 0 |

COMMUNITY

ADMIN. & COACHES

VETERANS

DRAFT & FREE AGENTS

2016 REVIEW

1956

LAMBEAU FIELD

MISC.

1957 3-9-0, .250, SIXTH, WESTERN CONFERENCE

| Head Coach: | Lisle Blackburn | GB | Opp | Attend | Site | |
|-------------|----------------------------|----|-----|--------|---------|-----|
| S 29 | Chicago Bears (GB) | W | 21 | 17 | 32,132 | CiS |
| O 6 | Detroit Lions (GB) | L | 14 | 24 | 32,120 | CiS |
| O 13 | Baltimore Colts (Milw) | L | 17 | 45 | 26,322 | CoS |
| O 20 | San Francisco 49ers (Milw) | L | 14 | 24 | 18,919 | CoS |
| O 27 | @ Baltimore Colts | W | 24 | 21 | 48,510 | BMS |
| N 3 | New York Giants (GB) | L | 17 | 31 | 32,070 | CiS |
| N 10 | @ Chicago Bears | L | 14 | 21 | 47,153 | WF |
| N 17 | Los Angeles Rams (Milw) | L | 27 | 31 | 19,540 | CoS |
| N 24 | @ Pittsburgh Steelers | W | 27 | 10 | 29,701 | FoF |
| N 28 | @ Detroit Lions | L | 6 | 18 | 54,301 | BrS |
| D 8 | @ Los Angeles Rams | L | 17 | 42 | 70,572 | LAC |
| D 15 | @ San Francisco 49ers | L | 20 | 27 | 59,100 | KS |
| | | | 218 | 311 | 470,440 | |

Home: 1-5 (161,103) Away: 2-4 (309,337)

| Scoring | TD | Ru | Pa | Rt | PAT | FG | S | PTS |
|------------------|-----------|-----------|-----------|----------|--------------|--------------|----------|------------|
| Cone | 2 | 2 | 0 | 0 | 26/26 | 12/17 | 0 | 74 |
| Howton | 5 | 0 | 5 | 0 | 0 | 0 | 0 | 30 |
| *Hornung | 3 | 3 | 0 | 0 | 0/0 | 0/4 | 0 | 18 |
| Mcllhenny | 3 | 1 | 2 | 0 | 0 | 0 | 0 | 18 |
| Starr | 3 | 3 | 0 | 0 | 0 | 0 | 0 | 18 |
| Ferguson | 2 | 1 | 1 | 0 | 0 | 0 | 0 | 12 |
| Knafelc | 2 | 0 | 2 | 0 | 0 | 0 | 0 | 12 |
| Parilli | 2 | 2 | 0 | 0 | 0 | 0 | 0 | 12 |
| Carmichael | 1 | 1 | 0 | 0 | 0 | 0 | 0 | 6 |
| Dillon | 1 | 0 | 0 | 1 | 0 | 0 | 0 | 6 |
| Johnson | 1 | 0 | 1 | 0 | 0 | 0 | 0 | 6 |
| McGee | 1 | 0 | 1 | 0 | 0 | 0 | 0 | 6 |
| Packers | 26 | 13 | 12 | 1 | 26/26 | 12/21 | 0 | 218 |
| Opponents | 39 | 18 | 13 | 3 | 39/39 | 12/22 | 1 | 311 |

| | GB | Opp | Rushing | No | Yds | Avg | Long | TD |
|--------------------------|---------|---------|------------------|------------|-------------|------------|-----------|-----------|
| Total First Downs | 179 | 226 | Mcllhenny | 100 | 384 | 3.8 | 40t | 1 |
| Rushing | 72 | 117 | *Hornung | 60 | 319 | 5.3 | 72 | 3 |
| Passing | 90 | 97 | Ferguson | 59 | 216 | 3.7 | 40t | 1 |
| Penalty | 17 | 12 | Cone | 53 | 135 | 2.5 | 26t | 2 |
| Total Net Yards | 3232 | 4197 | Carmichael | 37 | 118 | 3.2 | 10 | 1 |
| Avg. Per Game | 269.3 | 349.8 | Starr | 31 | 98 | 3.2 | 16 | 3 |
| Total Plays | 705 | 776 | Parilli | 24 | 83 | 3.5 | 20 | 2 |
| Avg. Per Play | 4.6 | 5.4 | McGee | 5 | 40 | 8.0 | 24 | 0 |
| Net Yards Rushing | 1441 | 2159 | *Purnell | 5 | 22 | 4.4 | 7 | 0 |
| Avg. Per Game | 120.1 | 179.9 | Howton | 4 | 20 | 5.0 | 11 | 0 |
| Total Rushes | 380 | 462 | Johnson | 2 | 6 | 3.0 | 3 | 0 |
| Net Yards Passing | 1791 | 2038 | Packers | 380 | 1441 | 3.8 | 72 | 13 |
| Avg. Per Game | 149.3 | 169.8 | Opponents | 462 | 2159 | 4.7 | 76 | 18 |
| Gross Yards | 2157 | 2185 | | | | | | |
| Att./Completions | 325/157 | 314/153 | | | | | | |
| Completion Pct. | 48.3 | 48.7 | | | | | | |
| Had Intercepted | 23 | 30 | | | | | | |
| Punts/Average | 63/42.0 | 50/43.0 | | | | | | |
| Penalties/Yards | 43/516 | 75/709 | | | | | | |
| Fumbles/Ball Lost | 28/18 | 26/17 | | | | | | |
| Touchdowns | 26 | 39 | | | | | | |
| Rushing | 13 | 18 | | | | | | |
| Passing | 12 | 18 | | | | | | |
| Returns | 1 | 3 | | | | | | |

| By Quarter | Q1 | Q2 | Q3 | Q4 | OT | Pts |
|------------|----|----|----|----|----|-----|
| Packers | 30 | 99 | 7 | 82 | 0 | 218 |
| Opponents | 72 | 61 | 84 | 94 | 0 | 311 |

| Western Conf. | W | L | T | Pct | Pts | OP |
|------------------|----------|----------|----------|-------------|------------|------------|
| Detroit | 8 | 4 | 0 | .667 | 251 | 231 |
| San Francisco | 8 | 4 | 0 | .667 | 260 | 264 |
| Baltimore | 7 | 5 | 0 | .583 | 303 | 235 |
| Los Angeles | 6 | 6 | 0 | .500 | 307 | 278 |
| Chi. Bears | 5 | 7 | 0 | .417 | 203 | 211 |
| Green Bay | 3 | 9 | 0 | .250 | 218 | 311 |

| Receiving | No | Yds | Avg | Long | TD |
|------------------|------------|-------------|-------------|------------|-----------|
| Howton | 38 | 727 | 19.1 | 77t | 5 |
| *Kramer | 28 | 337 | 12.0 | 31 | 0 |
| Mcllhenny | 18 | 210 | 11.7 | 28t | 2 |
| McGee | 17 | 273 | 16.1 | 49 | 1 |
| Ferguson | 15 | 107 | 7.1 | 17 | 1 |
| Carmichael | 13 | 184 | 14.2 | 39 | 0 |
| Knafelc | 9 | 164 | 18.2 | 53 | 2 |
| Johnson | 7 | 75 | 10.7 | 14 | 1 |
| *Hornung | 6 | 34 | 5.7 | 16 | 0 |
| Cone | 4 | 30 | 7.5 | 10 | 0 |
| *Purnell | 2 | 16 | 8.0 | 15 | 0 |
| Packers | 157 | 2157 | 13.7 | 77t | 12 |
| Opponents | 153 | 2185 | 14.3 | 61t | 18 |

| Interceptions | No | Yds | Avg | Long | TD |
|------------------|-----------|------------|-------------|------------|----------|
| *Symank | 9 | 198 | 22.0 | 36 | 0 |
| Dillon | 9 | 180 | 20.0 | 55t | 1 |
| Gremminger | 5 | 93 | 18.6 | 45 | 0 |
| Forester | 4 | 79 | 19.8 | 37 | 0 |
| Palumbo | 1 | 11 | 11.0 | 11 | 0 |
| Helluin | 1 | 0 | 0.0 | 0 | 0 |
| Petitbon | 1 | 0 | 0.0 | 0 | 0 |
| Packers | 30 | 561 | 18.7 | 55t | 1 |
| Opponents | 23 | 252 | 11.0 | 52t | 2 |

| Punting | No | Yds | Avg | Long | In | Lg | B |
|------------------|-----------|-------------|-------------|------|----|-----------|----------|
| Deschaine | 63 | 2645 | 42.0 | - | - | 71 | 2 |
| Packers | 63 | 2645 | 42.0 | - | - | 71 | 2 |
| Opponents | 50 | 2151 | 43.0 | - | - | 66 | 0 |

| Punt Returns | Ret | FC | Yds | Avg | Long | TD |
|------------------|-----------|----------|------------|------------|-----------|----------|
| Carmichael | 25 | - | 190 | 7.6 | 48 | 0 |
| Johnson | 4 | - | 39 | 9.8 | 13 | 0 |
| Kinard | 3 | - | 19 | 6.3 | 19 | 0 |
| *Symank | 3 | - | 0 | 0.0 | 0 | 0 |
| Dillon | 1 | - | 8 | 8.0 | 8 | 0 |
| Packers | 36 | - | 256 | 7.1 | 48 | 0 |
| Opponents | 40 | - | 149 | 3.7 | 22 | 0 |

| Kickoff Returns | No | Yds | Avg | Long | TD |
|------------------|-----------|-------------|-------------|-----------|----------|
| Carmichael | 31 | 690 | 22.3 | 33 | 0 |
| Mcllhenny | 14 | 362 | 25.9 | 53 | 0 |
| Cone | 5 | 83 | 16.6 | 25 | 0 |
| Forester | 4 | 57 | 14.3 | 32 | 0 |
| McGee | 4 | 69 | 17.3 | 27 | 0 |
| Packers | 58 | 1261 | 21.7 | 53 | 0 |
| Opponents | 42 | 897 | 21.4 | 46 | 0 |

Primary Players by Position

| | | | |
|----|--------------|----|--------------|
| E | B.Howton | DE | N.Borden |
| | *R.Kramer | | C.Massey |
| | M.McGee | | *J.Temp |
| T | *N.Masters | DT | D.Hanner |
| | O.Spencer | | J.Helluin |
| | *C.Vereen | LB | T.Bettis |
| G | *N.Amundsen | | *E.Danjean |
| | A.Barry | | B.Forester |
| | J.Salsbury | | S.Palumbo |
| C | L.Lauer | DB | B.Dillon |
| | J.Ringo | | H.Gremminger |
| QB | B.Parilli | | B.Kinard |
| | B.Starr | | J.Petitbon |
| HB | A.Carmichael | | *J.Sybank |
| | *P.Hornung | | |
| | J.Johnson | | |
| | D.Mcllhenny | | |
| FB | F.Cone | | |
| | H.Ferguson | | |
| | *F.Purnell | | |

| Passing | Att | Cmp | Yds | Cmp% | Yds/Att | TD | TD% | Int | Int% | LG | Sck | Yds | Rtng |
|------------------|------------|------------|-------------|-------------|-------------|-----------|------------|-----------|------------|------------|------------|-------------|------|
| Starr | 215 | 117 | 1489 | 54.4 | 6.93 | 8 | 3.7 | 10 | 4.7 | 77t | - | - | 69.3 |
| Parilli | 102 | 39 | 669 | 38.2 | 6.56 | 4 | 3.9 | 12 | 11.8 | 75t | - | - | 34.8 |
| *Hornung | 6 | 1 | -1 | 16.7 | -0.17 | 0 | 0.0 | 0 | 0.0 | -1 | - | - | 39.6 |
| Ferguson | 1 | 0 | 0 | 0.0 | 0.00 | 0 | 0.0 | 0 | 0.0 | 0 | - | - | 39.6 |
| *Kramer | 1 | 0 | 0 | 0.0 | 0.00 | 0 | 0.0 | 1100 | 0.0 | 0 | - | - | 0.0 |
| Packers | 325 | 157 | 2157 | 48.3 | 6.64 | 12 | 3.7 | 23 | 7.1 | 77t | 366 | 52.8 | |
| Opponents | 314 | 153 | 2185 | 48.7 | 6.96 | 18 | 5.7 | 30 | 9.6 | 61t | 147 | 51.2 | |

* - rookie

COMMUNITY
 ADMIN. & COACHES
 VETERANS
 DRAFT & FREE AGENTS
 2016 REVIEW
 1957
 LAMBAU FIELD
 MISC.

1-10-1, .091, SIXTH, WESTERN CONFERENCE 1958

Head Coach: Ray "Scooter" McLean

| | GB | Opp | Attend | Site |
|--------------------------------------|----|---------|---------|------|
| S 28 Chicago Bears (GB)..... | L | 20 34 | 32,150 | CIS |
| O 5 Detroit Lions (GB)..... | T | 13 13 | 32,053 | CIS |
| O 12 Baltimore Colts (Milw)..... | L | 17 24 | 24,553 | CoS |
| O 19 @ Washington Redskins..... | L | 21 37 | 25,228 | GrS |
| O 26 Philadelphia Eagles (GB)..... | W | 38 35 | 31,043 | CIS |
| N 2 @ Baltimore Colts..... | L | 0 56 | 51,333 | BMS |
| N 9 @ Chicago Bears..... | L | 10 24 | 48,424 | WF |
| N 16 Los Angeles Rams (GB)..... | L | 7 20 | 28,051 | CIS |
| N 23 San Francisco 49ers (Milw)..... | L | 12 33 | 19,786 | CoS |
| N 27 @ Detroit Lions..... | L | 14 24 | 50,971 | BrS |
| D 7 @ San Francisco 49ers..... | L | 21 48 | 50,793 | KS |
| D 14 @ Los Angeles Rams..... | L | 20 34 | 54,634 | LAC |
| | | 193 382 | 449,019 | |

Home: 1-4-1 (167,636) Away: 0-6 (281,383)

| Scoring | TDR | Pa | Rt | PAT | FG | S | PTS |
|------------------------|-----------|-----------|-----------|----------|--------------|--------------|--------------|
| Hornung..... | 2 | 2 | 0 | 22/23 | 11/21 | 0 | 67 |
| McGee..... | 7 | 0 | 7 | 0 | 0 | 0 | 42 |
| Howton..... | 2 | 0 | 2 | 0 | 0 | 0 | 12 |
| McIlhenny..... | 2 | 1 | 1 | 0 | 0 | 0 | 12 |
| *Taylor..... | 2 | 1 | 1 | 0 | 0 | 0 | 12 |
| Carmichael..... | 1 | 0 | 1 | 0 | 0 | 0 | 6 |
| Dillon..... | 1 | 0 | 0 | 1 | 0 | 0 | 6 |
| Ferguson..... | 1 | 1 | 0 | 0 | 0 | 0 | 6 |
| *Francis..... | 1 | 1 | 0 | 0 | 0 | 0 | 6 |
| Johnson..... | 1 | 0 | 1 | 0 | 0 | 0 | 6 |
| Knafelc..... | 1 | 0 | 1 | 0 | 0 | 0 | 6 |
| Meilinger..... | 1 | 0 | 1 | 0 | 0 | 0 | 6 |
| Starr..... | 1 | 1 | 0 | 0 | 0 | 0 | 6 |
| Packers | 23 | 7 | 15 | 2 | 22/23 | 11/21 | 0 193 |
| Opponents | 50 | 24 | 24 | 2 | 46/50 | 12/25 | 0 382 |

| | GB | Opp |
|--------------------------------|---------|---------|
| Total First Downs | 177 | 236 |
| Rushing..... | 76 | 109 |
| Passing..... | 87 | 111 |
| Penalty..... | 14 | 16 |
| Total Net Yards | 3241 | 4615 |
| Avg. Per Game..... | 270.1 | 384.6 |
| Total Plays..... | 693 | 763 |
| Avg. Per Play..... | 4.7 | 6.0 |
| Net Yards Rushing | 1421 | 2040 |
| Avg. Per Game..... | 118.4 | 170.0 |
| Total Rushes..... | 345 | 427 |
| Net Yards Passing | 1820 | 2575 |
| Avg. Per Game..... | 151.7 | 214.6 |
| Gross Yards..... | 2118 | 2653 |
| Att./Completions..... | 348/161 | 336/175 |
| Completion Pct..... | 46.3 | 52.1 |
| Had Intercepted..... | 27 | 13 |
| Punts/Average | 62/42.3 | 42/41.6 |
| Penalties/Yards | 52/545 | 72/657 |
| Fumbles/Ball Lost | 26/17 | 31/19 |
| Touchdowns | 23 | 50 |
| Rushing..... | 7 | 24 |
| Passing..... | 15 | 24 |
| Returns..... | 1 | 2 |

| | Rushing | No | Yds | Avg | Long | TD |
|------------------------|------------|-------------|------------|------------|-----------|----|
| Hornung..... | 69 | 310 | 4.5 | 55 | 2 | |
| Ferguson..... | 59 | 268 | 4.5 | 29 | 1 | |
| *Taylor..... | 52 | 247 | 4.8 | 25 | 1 | |
| McIlhenny..... | 74 | 239 | 3.2 | 36 | 1 | |
| *Francis..... | 24 | 153 | 6.4 | 20 | 1 | |
| Starr..... | 25 | 113 | 4.5 | 20 | 1 | |
| *Shanley..... | 23 | 30 | 1.3 | 5 | 0 | |
| Carmichael..... | 9 | 21 | 2.3 | 8 | 0 | |
| Parilli..... | 8 | 15 | 1.9 | 5 | 0 | |
| Ringo..... | 0 | 13 | - | 13 | 0 | |
| McGee..... | 1 | 9 | 9.0 | 9 | 0 | |
| Salsbury..... | 0 | 3 | - | 3 | 0 | |
| Romine..... | 1 | 0 | 0.0 | 0 | 0 | |
| Packers | 345 | 1421 | 4.1 | 55 | 7 | |
| Opponents | 427 | 2040 | 4.8 | 80t | 24 | |

| Interceptions | No | Yds | Avg | Long | TD |
|------------------------|-----------|------------|-------------|-----------|----------|
| Dillon..... | 6 | 134 | 22.3 | 46 | 1 |
| Gremminger..... | 3 | 15 | 5.0 | 14 | 0 |
| Symank..... | 1 | 23 | 23.0 | 23 | 0 |
| *Nitschke..... | 1 | 2 | 2.0 | 2 | 0 |
| Romine..... | 1 | 0 | 0.0 | 0 | 0 |
| Whittenton..... | 1 | 0 | 0.0 | 0 | 0 |
| Packers | 13 | 174 | 13.4 | 46 | 1 |
| Opponents | 27 | 371 | 13.7 | 69 | 1 |

| Punting | No | Yds | Avg | TB | In | Lg | B |
|------------------------|-----------|-------------|-------------|----|----|-----------|----------|
| McGee..... | 62 | 2625 | 42.3 | - | - | 61 | 0 |
| Packers | 62 | 2625 | 42.3 | - | - | 61 | 0 |
| Opponents | 42 | 1747 | 41.6 | - | - | 61 | 0 |

| Western Conf. | W | L | T | Pct | Pts | QP |
|------------------------|----------|-----------|----------|-------------|------------|------------|
| Baltimore..... | 9 | 3 | 0 | .750 | 381 | 203 |
| Chi. Bears..... | 8 | 4 | 0 | .667 | 298 | 230 |
| Los Angeles..... | 8 | 4 | 0 | .667 | 344 | 278 |
| San Francisco..... | 6 | 6 | 0 | .500 | 257 | 324 |
| Detroit..... | 4 | 7 | 1 | .364 | 261 | 276 |
| Green Bay | 1 | 10 | 1 | .091 | 193 | 382 |

| Punt Returns | Ret | FC | Yds | Avg | Long | TD |
|------------------------|-----------|----|------------|------------|-----------|----------|
| Carmichael..... | 15 | - | 67 | 4.5 | 51 | 0 |
| *Shanley..... | 14 | - | 105 | 7.5 | 26 | 0 |
| Romine..... | 2 | - | 7 | 3.5 | 7 | 0 |
| McIlhenny..... | 1 | - | 0 | 0.0 | 0 | 0 |
| Symank..... | 1 | - | 0 | 0.0 | 0 | 0 |
| Packers | 33 | - | 179 | 5.4 | 51 | 0 |
| Opponents | 46 | - | 268 | 5.8 | 38 | 0 |

| By Quarter | Q1 | Q2 | Q3 | Q4 | OT | Pts |
|----------------|----|-----|----|----|----|-----|
| Packers..... | 63 | 44 | 41 | 45 | 0 | 193 |
| Opponents..... | 77 | 113 | 93 | 99 | 0 | 382 |

Primary Players by Position

| | | | |
|----|--------------|----|--------------|
| E | B.Howton | DE | N.Borden |
| | M.McGee | | L.Ford |
| | S.Meilinger | | J.Temp |
| T | N.Masters | DT | D.Hanner |
| | O.Spencer | | J.Kimmel |
| G | H.Bullough | LB | T.Bettis |
| | F.Gregg | | *D.Currie |
| | *J.Kramer | | B.Forester |
| | J.Salsbury | | *R.Nitschke |
| C | J.Ringo | DB | B.Dillon |
| QB | *J.Francis | | H.Gremminger |
| | B.Parilli | | B.Kinard |
| | B.Starr | | J.Symank |
| HB | A.Carmichael | | J.Whittenton |
| | P.Hornung | | |
| | D.McIlhenny | | |
| | A.Romine | | |
| | *J.Shanley | | |
| FB | H.Ferguson | | |
| | *J.Taylor | | |

| Receiving | No | Yds | Avg | Long | TD |
|------------------------|------------|-------------|-------------|------------|-----------|
| McGee..... | 37 | 655 | 17.7 | 80t | 7 |
| Howton..... | 36 | 507 | 14.1 | 50 | 2 |
| McIlhenny..... | 20 | 154 | 7.7 | 55t | 1 |
| Hornung..... | 15 | 137 | 9.1 | 39 | 0 |
| Meilinger..... | 13 | 139 | 10.7 | 19 | 1 |
| Ferguson..... | 12 | 121 | 10.1 | 27 | 0 |
| Johnson..... | 10 | 176 | 17.6 | 61 | 1 |
| Knafelc..... | 8 | 118 | 14.8 | 40 | 1 |
| *Taylor..... | 4 | 72 | 18.0 | 31t | 1 |
| Carmichael..... | 3 | 26 | 8.7 | 14t | 1 |
| *Shanley..... | 3 | 13 | 4.3 | 7 | 0 |
| Packers | 161 | 2118 | 13.2 | 80t | 15 |
| Opponents | 175 | 2653 | 15.2 | 93t | 24 |

* - rookie

| Passing | Att | Cmp | Yds | Cmp% | Yds/Att | TD | TD% | Int | Int% | LG | Sck | Yds | Rtng |
|------------------------|------------|------------|-------------|-------------|-------------|-----------|------------|-----------|------------|------------|------------|-------------|------|
| Parilli..... | 157 | 68 | 1068 | 43.3 | 6.80 | 10 | 6.4 | 13 | 8.3 | 80t | - | 53.3 | |
| Starr..... | 157 | 78 | 875 | 49.7 | 5.57 | 3 | 1.9 | 12 | 7.6 | 55t | - | 41.2 | |
| *Francis..... | 31 | 15 | 175 | 48.4 | 5.65 | 2 | 6.5 | 2 | 6.5 | 50t | - | 60.6 | |
| Ferguson..... | 1 | 0 | 0 | 0.0 | 0.00 | 0 | 0.0 | 0 | 0.0 | 0 | - | 39.6 | |
| Hornung..... | 1 | 0 | 0 | 0.0 | 0.00 | 0 | 0.0 | 0 | 0.0 | 0 | - | 39.6 | |
| McGee..... | 1 | 0 | 0 | 0.0 | 0.00 | 0 | 0.0 | 0 | 0.0 | 0 | - | 39.6 | |
| Packers | 348 | 161 | 2118 | 46.3 | 6.09 | 15 | 4.3 | 27 | 7.8 | 80t | 298 | 48.0 | |
| Opponents | 336 | 175 | 2653 | 52.1 | 7.90 | 24 | 7.1 | 13 | 3.9 | 93t | 78 | 86.1 | |

COMMUNITY

ADMIN. & COACHES

VETERANS

DRAFT & FREE AGENTS

2016 REVIEW

1958

LAMBEAU FIELD

MISC.

1959 7-5-0, .583, THIRD (TIE), WESTERN CONFERENCE

| Head Coach: | | GB | Opp | Attend | Site | Starting QB | Temp |
|----------------------------|--------------------------|----------------------------|-----|--------|---------|-------------|------|
| S 27 | Chicago Bears (GB) | W | 9 | 6 | 32,150 | CIS L.McHan | 69 |
| O 4 | Detroit Lions (GB) | W | 28 | 10 | 32,150 | CIS L.McHan | 59 |
| O 11 | San Francisco 49ers (GB) | W | 21 | 20 | 32,150 | CIS L.McHan | 38 |
| O 18 | Los Angeles Rams (Milw) | L | 6 | 45 | 36,194 | CoS L.McHan | 51 |
| O 25 | @ Baltimore Colts | L | 21 | 38 | 57,557 | BMS L.McHan | |
| N 1 | @ New York Giants | L | 3 | 20 | 68,837 | YS L.McHan | 56 |
| N 8 | @ Chicago Bears | L | 17 | 28 | 46,205 | WF L.McHan | 41 |
| N 15 | Baltimore Colts (Milw) | L | 24 | 28 | 25,521 | CoS B.Starr | 34 |
| N 22 | Washington Redskins (GB) | W | 21 | 0 | 31,853 | CIS B.Starr | 38 |
| N 26 | @ Detroit Lions | W | 24 | 17 | 49,221 | TgS B.Starr | 32 |
| D 6 | @ Los Angeles Rams | W | 38 | 20 | 61,044 | LAC B.Starr | 80 |
| D 13 | @ San Francisco 49ers | W | 36 | 14 | 55,997 | KS B.Starr | 50 |
| | | | 248 | 246 | 528,879 | | |
| Home: 4-2 (190,018) | | Away: 3-3 (338,861) | | | | | |

| | GB | Opp | Rushing | No | Yds | Avg | Long | TD |
|--------------------------|-------|-------|------------------|------------|-------------|------------|------------|-----------|
| Total First Downs | 212 | 215 | Hornung | 152 | 681 | 4.5 | 63 | 7 |
| Rushing | 109 | 101 | Taylor | 120 | 452 | 3.8 | 21 | 6 |
| Passing | 87 | 102 | Carpenter | 60 | 322 | 5.4 | 55t | 1 |
| Penalty | 16 | 12 | McIlhenny | 47 | 231 | 4.9 | 46 | 1 |
| Total Net Yards | 3739 | 3552 | Starr | 16 | 83 | 5.2 | 39 | 0 |
| Avg. Per Game | 311.6 | 296.0 | McHan | 16 | 64 | 4.0 | 19 | 0 |
| Total Plays | 689 | 759 | Butler | 7 | 49 | 7.0 | 16 | 0 |
| Avg. Per Play | 5.4 | 4.7 | *Dowler | 1 | 20 | 20.0 | 20 | 0 |
| Net Yards Rushing | 1907 | 1770 | Francis | 2 | 5 | 2.5 | 8 | 0 |
| Avg. Per Game | 158.9 | 147.5 | Packers | 421 | 1907 | 4.5 | 63 | 15 |
| Total Rushes | 421 | 430 | Opponents | 430 | 1770 | 4.1 | 49t | 14 |

| Western Conf. | W | L | T | Pct | Pts | OP |
|------------------|----------|----------|----------|-------------|------------|------------|
| Bal. Colts | 9 | 3 | 0 | .750 | 374 | 251 |
| Chi. Bears | 8 | 4 | 0 | .667 | 252 | 196 |
| Green Bay | 7 | 5 | 0 | .583 | 248 | 246 |
| San Francisco | 7 | 5 | 0 | .583 | 255 | 237 |
| Detroit | 3 | 8 | 1 | .273 | 203 | 275 |
| L.A. Rams | 2 | 10 | 0 | .167 | 242 | 315 |

| | GB | Opp | Att./Completions | Had Intercepted |
|--------------------------|---------|---------|------------------|-----------------|
| Net Yards Passing | 1832 | 1782 | 268/128 | 329/169 |
| Avg. Per Game | 152.7 | 148.5 | 47.8 | 51.4 |
| Yds Lst Att to Pass | 131 | 248 | 17 | 14 |
| Gross Yards | 1963 | 2030 | | |
| Completion Pct. | 47.8 | 51.4 | | |
| Had Intercepted | 17 | 14 | | |
| Punts/Average | 64/42.4 | 56/44.3 | | |
| Net Punting Avg. | 64/36.3 | 56/36.2 | | |
| Penalties/Yards | 49/435 | 51/450 | | |
| Fumbles/Ball Lost | 24/16 | 28/15 | | |
| Touchdowns | 32 | 30 | | |
| Rushing | 15 | 14 | | |
| Passing | 16 | 14 | | |
| Returns | 1 | 2 | | |

| By Quarter | Q1 | Q2 | Q3 | Q4 | OT | Pts |
|------------|----|----|----|----|----|-----|
| Packers | 55 | 82 | 44 | 67 | 0 | 248 |
| Opponents | 66 | 68 | 75 | 37 | 0 | 246 |

Primary Starters

| | | | |
|----|-------------|--------------|----------|
| LE | M.McGee | DE | J.Temp |
| LT | N.Masters | B.Quinlan | |
| | B.Skoronski | DT | H.Jordan |
| LG | F.Thurston | D.Hanner | |
| C | J.Ringo | LB | T.Bettis |
| RG | J.Kramer | D.Currie | |
| RT | F.Gregg | B.Forester | |
| RE | G.Knafelc | B.Dillon | |
| QB | L.McHan | H.Gremminger | |
| | B.Starr | E.Tunnell | |
| HB | P.Hornung | J.Whittenton | |
| HB | *B.Dowler | | |
| | L.McIlhenny | | |
| FB | J.Taylor | | |

| Receiving | No | Yds | Avg | Long | TD |
|------------------|------------|-------------|-------------|------------|-----------|
| *Dowler | 32 | 549 | 17.2 | 35 | 4 |
| McGee | 30 | 695 | 23.2 | 81t | 5 |
| Knafelc | 27 | 384 | 14.2 | 38 | 4 |
| Hornung | 15 | 113 | 7.5 | 19 | 0 |
| Taylor | 9 | 71 | 7.9 | 20t | 2 |
| McIlhenny | 8 | 95 | 11.9 | 30 | 1 |
| Carpenter | 5 | 47 | 9.4 | 23 | 0 |
| *Williams | 1 | 11 | 11.0 | 11 | 0 |
| *Butler | 1 | -2 | -2.0 | -2 | 0 |
| Packers | 128 | 1963 | 15.3 | 81t | 16 |
| Opponents | 169 | 2030 | 12.0 | 75t | 14 |

* — rookie

| Passing | Att | Cmp | Yds | Cmp% | Yds/Att | TD | TD% | Int | Int% | LG | Sck | Yds | Rtng |
|------------------|------------|------------|-------------|-------------|-------------|-----------|------------|-----------|------------|------------|------------|-------------|------|
| Starr | 134 | 70 | 972 | 52.2 | 7.25 | 6 | 4.5 | 7 | 5.2 | 44 | 30 | 69.0 | |
| McHan | 108 | 48 | 805 | 44.4 | 7.45 | 8 | 7.4 | 9 | 8.3 | 81t | 94 | 60.1 | |
| Francis | 18 | 5 | 91 | 27.8 | 5.06 | 0 | 0.0 | 1 | 5.6 | 24 | 7 | 25.0 | |
| Hornung | 8 | 5 | 95 | 62.5 | 11.88 | 2 | 25.0 | 0 | 0.0 | 30t | 0 | 143.2 | |
| Packers | 268 | 128 | 1963 | 47.8 | 7.32 | 16 | 6.0 | 17 | 6.3 | 81t | 131 | 65.9 | |
| Opponents | 329 | 169 | 2030 | 51.4 | 6.17 | 14 | 4.3 | 14 | 4.3 | 75t | 248 | 67.1 | |

| Scoring | TD | Ru | Pa | Rt | PAT | FG | S | PTS |
|------------------|-----------|-----------|-----------|----------|--------------|--------------|----------|------------|
| Hornung | 7 | 7 | 0 | 0 | 31/32 | 7/17 | 0 | 94 |
| Taylor | 8 | 6 | 2 | 0 | 0 | 0 | 0 | 48 |
| McGee | 5 | 0 | 5 | 0 | 0 | 0 | 0 | 30 |
| *Dowler | 4 | 0 | 4 | 0 | 0 | 0 | 0 | 24 |
| Knafelc | 4 | 0 | 4 | 0 | 0 | 0 | 0 | 24 |
| McIlhenny | 2 | 1 | 1 | 0 | 0 | 0 | 0 | 12 |
| *Butler | 1 | 0 | 1 | 0 | 0 | 0 | 0 | 6 |
| Carpenter | 1 | 1 | 0 | 0 | 0 | 0 | 0 | 6 |
| Forester | 0 | 0 | 0 | 0 | 0 | 0 | 0 | 2 |
| Hanner | 0 | 0 | 0 | 0 | 0 | 0 | 0 | 1 |
| Packers | 32 | 15 | 16 | 1 | 31/32 | 7/17 | 2 | 248 |
| Opponents | 30 | 14 | 14 | 2 | 28/29 | 12/22 | 1 | 246 |

| Field Goals | 1-19 | 20-29 | 30-39 | 40-49 | 50+ |
|--|------------|------------|------------|------------|------------|
| Hornung | 0/6 | 5/7 | 1/2 | 1/2 | 0/0 |
| Packers | 0/6 | 5/7 | 1/2 | 1/2 | 0/0 |
| Opponents | 1/4 | 3/3 | 2/4 | 5/8 | 1/3 |
| Hornung: (ON,ON)(/47N)(22G,46G)(/ (29G,14N)(27G)(ON,ON,23G)(ON)(39G,32N) (24N,23G)(25N) | | | | | |
| Opponents: (ON,46G,42G)(55N,50G) (28G,32G,47N,37N)(11B,22G,17G,33G) (43N,43G)(52N,49G,49G,47N)(/)(/)(OB) (22G,32N)(/) | | | | | |

| Interceptions | No | Yds | Avg | Long | TD |
|------------------|-----------|------------|-------------|-----------|----------|
| Forester | 2 | 48 | 24.0 | 34 | 0 |
| Symank | 2 | 46 | 23.0 | 25 | 0 |
| Freeman | 2 | 22 | 11.0 | 22 | 0 |
| Tunnell | 2 | 20 | 10.0 | 18 | 0 |
| Gremminger | 1 | 45 | 45.0 | 45 | 0 |
| Currie | 1 | 25 | 25.0 | 25 | 0 |
| Temp | 1 | 13 | 13.0 | 13 | 0 |
| Dillon | 1 | 7 | 7.0 | 7 | 0 |
| Quinlan | 1 | 5 | 5.0 | 5 | 0 |
| Bettis | 1 | 0 | 0.0 | 0 | 0 |
| Packers | 14 | 231 | 16.5 | 45 | 0 |
| Opponents | 17 | 227 | 13.4 | 49 | 1 |

| Punting | No | Yds | Avg | TB | In | Lg | B |
|------------------|-----------|-------------|-------------|----------|----------|-----------|----------|
| McGee | 64 | 2716 | 42.4 | 5 | - | 61 | 1 |
| Packers | 64 | 2716 | 42.4 | 5 | - | 61 | 1 |
| Opponents | 56 | 2481 | 44.3 | 7 | - | 61 | 0 |

| Punt Returns | Ret | FC | Yds | Avg | Long | TD |
|------------------|-----------|----------|------------|------------|------------|----------|
| *Butler | 18 | 0 | 163 | 9.1 | 61t | 1 |
| Carpenter | 13 | 0 | 150 | 11.5 | 51 | 0 |
| Symank | 1 | 0 | 0 | 0.0 | 0 | 0 |
| Tunnell | 1 | 0 | 3 | 3.0 | 3 | 0 |
| Packers | 33 | 0 | 316 | 9.6 | 61t | 1 |
| Opponents | 40 | 0 | 291 | 7.3 | 71t | 1 |

| Kickoff Returns | No | Yds | Avg | Long | TD |
|------------------|-----------|------------|-------------|-----------|----------|
| *Butler | 21 | 472 | 22.5 | 35 | 0 |
| Symank | 14 | 338 | 24.1 | 39 | 0 |
| McIlhenny | 3 | 50 | 16.7 | 24 | 0 |
| Francis | 2 | 52 | 26.0 | 28 | 0 |
| Nitschke | 2 | 13 | 6.5 | 10 | 0 |
| Carpenter | 1 | 24 | 24.0 | 24 | 0 |
| Packers | 43 | 949 | 22.1 | 39 | 0 |
| Opponents | 40 | 917 | 22.9 | 85 | 0 |

COMMUNITY

ADMIN. & COACHES

VETERANS

DRAFT & FREE AGENTS

2016 REVIEW

1959

LAMBEAU FIELD

MISC.

8-4-0, .667, FIRST, WESTERN CONFERENCE 1960

| Head Coach: | Vince Lombardi | GB | Opp | Attend | Site | Starting QB | Temp | |
|-------------|----------------------------|----|-----|--------|---------|-------------|---------|----|
| S 25 | Chicago Bears (GB) | L | 14 | 17 | 32,150 | CiS | B.Starr | 52 |
| O 2 | Detroit Lions (GB) | W | 28 | 9 | 32,150 | CiS | L.McHan | 57 |
| O 9 | Baltimore Colts (GB) | W | 35 | 21 | 32,150 | CiS | L.McHan | 66 |
| O 23 | San Francisco 49ers (Milw) | W | 41 | 14 | 39,914 | CoS | L.McHan | 50 |
| O 30 | @ Pittsburgh Steelers | W | 19 | 13 | 30,155 | FoF | L.McHan | |
| N 6 | @ Baltimore Colts | L | 24 | 38 | 57,808 | BMS | B.Starr | |
| N 13 | Dallas Cowboys (GB) | W | 41 | 7 | 32,294 | CiS | B.Starr | 51 |
| N 20 | Los Angeles Rams (Milw) | L | 31 | 33 | 35,763 | CoS | B.Starr | 47 |
| N 24 | @ Detroit Lions | L | 10 | 23 | 51,123 | BrS | B.Starr | 48 |
| D 4 | @ Chicago Bears | W | 41 | 13 | 46,406 | WF | B.Starr | |
| D 10 | @ San Francisco 49ers | W | 13 | 0 | 53,612 | KS | B.Starr | 49 |
| D 17 | @ Los Angeles Rams | W | 35 | 21 | 53,445 | LAC | B.Starr | 72 |
| | | | 332 | 209 | 496,970 | | | |

Home: 4-2 (204,421) Away: 4-2 (292,549)

NFL Championship

| | | | | | | | | |
|------|-----------------------|---|----|----|--------|-----|---------|----|
| D 26 | @ Philadelphia Eagles | L | 13 | 17 | 67,325 | FrF | B.Starr | 35 |
|------|-----------------------|---|----|----|--------|-----|---------|----|

| | GB | Opp | | | | |
|--|---------|---------|----|-----|---|-----|
| Total First Downs | 237 | 199 | | | | |
| Rushing | 135 | 74 | | | | |
| Passing | 86 | 110 | | | | |
| Penalty | 16 | 15 | | | | |
| Total Net Yards | 4025 | 3442 | | | | |
| Avg. Per Game | 335.4 | 286.8 | | | | |
| Total Plays | 742 | 715 | | | | |
| Avg. Per Play | 5.4 | 4.8 | | | | |
| Net Yards Rushing | 2150 | 1285 | | | | |
| Avg. Per Game | 179.2 | 107.1 | | | | |
| Total Rushes | 463 | 350 | | | | |
| Net Yards Passing | 1875 | 2157 | | | | |
| Avg. Per Game | 156.3 | 179.8 | | | | |
| Yds Lst Att to Pass | 118 | 275 | | | | |
| Gross Yards | 1993 | 2432 | | | | |
| Att./Completions | 279/137 | 365/192 | | | | |
| Completion Pct. | 49.1 | 52.6 | | | | |
| Had Intercepted | 13 | 22 | | | | |
| Punts/Average | 49/41.2 | 66/39.4 | | | | |
| Net Punting Avg. | 49/37.1 | 66/36.2 | | | | |
| Penalties/Yards | 64/578 | 61/636 | | | | |
| Fumbles/Ball Lost | 18/12 | 23/15 | | | | |
| Touchdowns | 41 | 26 | | | | |
| Rushing | 29 | 7 | | | | |
| Passing | 9 | 19 | | | | |
| Returns | 3 | 0 | | | | |
| By Quarter Q1 Q2 Q3 Q4 OT Pts | | | | | | |
| Packers | 47 | 98 | 69 | 118 | 0 | 332 |
| Opponents | 40 | 53 | 34 | 82 | 0 | 209 |

Primary Starters

| | | | |
|----|-------------|----|--------------|
| LE | M.McGee | DE | W.Davis |
| LT | B.Skoronski | | B.Quinlan |
| LG | F.Thurston | DT | D.Hanner |
| C | J.Ringo | | H.Jordan |
| RG | J.Kramer | LB | D.Currie |
| RE | F.Gregg | | R.Nitschke |
| RT | G.Knafelc | | B.Forester |
| QB | B.Starr | DB | H.Gremminger |
| HB | P.Hornung | | J.Symank |
| HB | B.Dowler | | E.Tunnell |
| FB | J.Taylor | | J.Whittenton |

| | Rushing | No | Yds | Avg | Long | TD |
|------------------------|------------|-------------|------------|------------|-----------|----------|
| Taylor | | 230 | 1101 | 4.8 | 32 | 11 |
| Hornung | | 160 | 671 | 4.2 | 37 | 13 |
| *Moore | | 45 | 237 | 5.3 | 59t | 4 |
| McHan | | 8 | 67 | 8.4 | 35t | 1 |
| Carpenter | | 1 | 24 | 24.0 | 24 | 0 |
| Hickman | | 7 | 22 | 3.1 | 4 | 0 |
| Starr | | 7 | 12 | 1.7 | 13 | 0 |
| McGee | | 2 | 11 | 5.5 | 16 | 0 |
| Dowler | | 1 | 8 | 8.0 | 8 | 0 |
| *Winslow | | 2 | -3 | -1.5 | 3 | 0 |
| Packers | 463 | 2150 | 4.6 | 59t | 29 | 2 |
| Opponents | 350 | 1285 | 3.7 | 35 | 7 | 7 |

| Western Conf. | W | L | T | Pct | Pts | OP |
|---------------------|----------|----------|----------|-------------|------------|------------|
| Green Bay .. | 8 | 4 | 0 | .667 | 332 | 209 |
| Detroit | 7 | 5 | 0 | .583 | 239 | 212 |
| San Francisco .. | 7 | 5 | 0 | .583 | 208 | 205 |
| Baltimore | 6 | 6 | 1 | .500 | 288 | 234 |
| Chicago | 5 | 6 | 1 | .455 | 194 | 299 |
| L.A. Rams | 4 | 7 | 1 | .364 | 265 | 297 |
| Dal. Cowboys .. | 0 | 11 | 1 | .000 | 177 | 369 |

| | Receiving | No | Yds | Avg | Long | TD |
|------------------------|------------|-------------|-------------|------------|-----------|-----------|
| McGee | | 38 | 787 | 20.7 | 57t | 4 |
| Dowler | | 30 | 505 | 16.8 | 91t | 2 |
| Hornung | | 28 | 257 | 9.2 | 33 | 2 |
| Taylor | | 15 | 121 | 8.1 | 27 | 0 |
| Knafelc | | 14 | 164 | 11.7 | 23 | 0 |
| *Moore | | 5 | 40 | 8.0 | 12t | 1 |
| R.Kramer | | 4 | 55 | 13.8 | 18 | 0 |
| Mellinger | | 2 | 43 | 21.5 | 23 | 0 |
| Carpenter | | 1 | 21 | 21.0 | 21 | 0 |
| Packers | 137 | 1993 | 14.5 | 91t | 9 | 9 |
| Opponents | 192 | 2432 | 12.7 | 59 | 19 | 19 |

* - rookie

| Passing | Att | Cmp | Yds | Cmp% | Yds/Att | TD | TD% | Int | Int% | LG | Sck | Yds | Rtng |
|------------------------|------------|------------|-------------|-------------|-------------|-----------|------------|-----------|------------|------------|------------|-------------|------|
| Starr | 172 | 98 | 1358 | 57.0 | 7.90 | 4 | 2.3 | 8 | 4.7 | 91t | 78 | 70.8 | |
| McHan | 91 | 33 | 517 | 36.3 | 5.68 | 3 | 3.3 | 5 | 5.5 | 47 | 33 | 44.1 | |
| Hornung | 16 | 6 | 118 | 37.5 | 7.38 | 2 | 12.5 | 0 | 0.0 | 40t | 7 | 103.6 | |
| Packers | 279 | 137 | 1993 | 49.1 | 7.14 | 9 | 3.2 | 13 | 4.7 | 91t | 118 | 64.1 | |
| Opponents | 365 | 192 | 2432 | 52.6 | 6.66 | 19 | 5.2 | 22 | 6.0 | 59 | 275 | 65.9 | |

| Scoring | TDR | Pa | Rt | PAT | FG | S | PTS |
|------------------------|-----------|-----------|-----------|----------|--------------|--------------|--------------|
| Hornung | 15 | 13 | 2 | 0 | 41/41 | 15/28 | 0 176 |
| Taylor | 11 | 11 | 0 | 0 | 0 | 0 | 0 66 |
| *Moore | 5 | 4 | 1 | 0 | 0 | 0 | 0 30 |
| McGee | 4 | 0 | 4 | 0 | 0 | 0 | 0 24 |
| Dowler | 2 | 0 | 2 | 0 | 0 | 0 | 0 12 |
| Davis | 1 | 0 | 0 | 1 | 0 | 0 | 0 6 |
| McHan | 1 | 1 | 0 | 0 | 0 | 0 | 0 6 |
| Nitschke | 1 | 0 | 0 | 1 | 0 | 0 | 0 6 |
| *Winslow | 1 | 0 | 0 | 1 | 0 | 0 | 0 6 |
| Packers | 41 | 29 | 9 | 3 | 41/41 | 15/28 | 0 332 |
| Opponents | 26 | 7 | 19 | 0 | 24/25 | 9/13 | 1 209 |

Field Goals 1-19 20-29 30-39 40-49 50+

| | | | | | |
|---|------------|------------|------------|------------|------------|
| Hornung | 3/7 | 5/6 | 4/9 | 3/5 | 0/1 |
| Packers | 3/7 | 5/6 | 4/9 | 3/5 | 0/1 |
| Opponents | 4/5 | 2/2 | 2/4 | 1/1 | 0/1 |
| Hornung: (ON, ON) (ON) (37N, 47G, 32G) | | | | | |
| (35G, 35G, 45G, 17G, 50N, 40N) (32B, 21G) | | | | | |
| (18N, 21G, 21G) (12G, 37B, 22N) (12G) | | | | | |
| (21G, 41G) (30N, 38G, 23G) (41N, 32N) | | | | | |
| Opponents: (ON, 16G) (14G, 20G, 48G) (1) | | | | | |
| (33N) (31G) (31G, 27G, 13G, 31G, 9G) (53N) (1) | | | | | |
| (35N) | | | | | |

| Interceptions | No | Yds | Avg | Long | TD |
|------------------------|-----------|------------|-------------|-----------|----------|
| Whittenton | 6 | 101 | 16.8 | 52 | 0 |
| Currie | 4 | 75 | 18.8 | 33 | 0 |
| Nitschke | 3 | 90 | 30.0 | 43t | 1 |
| Gremminger | 3 | 52 | 17.3 | 21 | 0 |
| Tunnell | 3 | 22 | 7.3 | 22 | 0 |
| Forester | 2 | 18 | 9.0 | 15 | 0 |
| Symank | 1 | 0 | 0.0 | 0 | 0 |
| Packers | 22 | 358 | 16.3 | 52 | 1 |
| Opponents | 13 | 185 | 14.2 | 44 | 0 |

| Punting | No | Yds | Avg | TB | In | Lg | B |
|------------------------|-----------|-------------|-------------|----------|----|-----------|----------|
| McGee | 31 | 1291 | 41.6 | 1 | - | 58 | 1 |
| Dowler | 18 | 729 | 40.5 | 2 | - | 61 | 2 |
| Packers | 49 | 2020 | 41.2 | 3 | - | 61 | 3 |
| Opponents | 66 | 2600 | 36.2 | 2 | - | 59 | 3 |

| Punt Returns | Ret | FC | Yds | Avg | Long | TD |
|------------------------|-----------|----------|------------|------------|-----------|----------|
| *Wood | 16 | 0 | 106 | 6.6 | 33 | 0 |
| Carpenter | 9 | 0 | 59 | 6.6 | 12 | 0 |
| Forester | 1 | 0 | 7 | 7.0 | 7 | 0 |
| Packers | 26 | 0 | 172 | 6.6 | 33 | 0 |
| Opponents | 22 | 0 | 144 | 6.5 | 25 | 0 |

| Kickoff Returns | No | Yds | Avg | Long | TD |
|------------------------|-----------|-------------|-------------|-----------|----------|
| Carpenter | 12 | 249 | 20.8 | 29 | 0 |
| *Moore | 12 | 397 | 33.1 | 84 | 0 |
| Symank | 4 | 103 | 25.8 | 32 | 0 |
| Hickman | 3 | 54 | 18.0 | 27 | 0 |
| Nitschke | 2 | 33 | 16.5 | 17 | 0 |
| Mellinger | 1 | 0 | 0.0 | 0 | 0 |
| Temp | 1 | 16 | 16.0 | 16 | 0 |
| Packers | 35 | 852 | 24.3 | 84 | 0 |
| Opponents | 57 | 1158 | 20.3 | 42 | 0 |

COMMUNITY

ADMIN. & COACHES

VETERANS

FREE AGENTS

2016 REVIEW

1960

LAMBEAU FIELD

MISC.

| Head Coach: | Vince Lombardi | GB | Opp | Attend | Site | Starting QB | Temp |
|-------------|--------------------------|---------|-----|---------|------|-------------|------|
| S 17 | Detroit Lions (Milw) | L 13 | 17 | 44,307 | CoS | B.Starr | 72 |
| S 24 | San Francisco 49ers (GB) | W 30 | 10 | 38,669 | CiS | B.Starr | 52 |
| O 1 | Chicago Bears (GB) | W 24 | 0 | 38,669 | CiS | B.Starr | 45 |
| O 8 | Baltimore Colts (GB) | W 45 | 7 | 38,669 | CiS | B.Starr | 72 |
| O 15 | @ Cleveland Browns | W 49 | 17 | 75,042 | CMS | B.Starr | 43 |
| O 22 | @ Minnesota Vikings | W 33 | 7 | 42,007 | Met | B.Starr | 53 |
| O 29 | Minnesota Vikings (Milw) | W 28 | 10 | 44,112 | CoS | B.Starr | 64 |
| N 5 | @ Baltimore Colts | L 21 | 45 | 57,641 | BMS | B.Starr | 43 |
| N 12 | @ Chicago Bears | W 31 | 28 | 49,711 | WF | B.Starr | 39 |
| N 19 | Los Angeles Rams (GB) | W 35 | 17 | 38,669 | CiS | B.Starr | 31 |
| N 23 | @ Detroit Lions | W 17 | 9 | 55,662 | TgS | B.Starr | 44 |
| D 3 | New York Giants (Milw) | W 20 | 17 | 47,012 | CoS | B.Starr | 42 |
| D 10 | @ San Francisco 49ers | L 21 | 22 | 55,722 | KS | B.Starr | 50 |
| D 17 | @ Los Angeles Rams | W 24 | 17 | 49,169 | LAC | B.Starr | 68 |
| | | 391 223 | | 675,061 | | | |

Home: 6-1 (290,107) Away: 5-2 (384,954)

NFL Championship

| | | | | | | | |
|------|----------------------|------|---|--------|-----|---------|----|
| D 31 | New York Giants (GB) | W 37 | 0 | 39,029 | CiS | B.Starr | 20 |
|------|----------------------|------|---|--------|-----|---------|----|

| Scoring | TD | Ru | Pa | Rt | PAT | FG | S | PTS |
|------------------|-----------|-----------|-----------|----------|--------------|--------------|----------|------------|
| Hornung | 10 | 8 | 2 | 0 | 41/41 | 15/22 | 0 | 146 |
| Taylor | 16 | 15 | 1 | 0 | | | | 0 |
| McGee | 7 | 0 | 7 | 0 | | | | 42 |
| R.Kramer | 4 | 0 | 4 | 0 | | | | 24 |
| Dowler | 3 | 0 | 3 | 0 | | | | 18 |
| Moore | 2 | 1 | 1 | 0 | | | | 12 |
| Wood | 2 | 0 | 2 | 0 | | | | 12 |
| Agajanian | 0 | 0 | 0 | 0 | 8/8 | 1/2 | 0 | 11 |
| Currie | 1 | 0 | 0 | 1 | | | | 6 |
| *Pitts | 1 | 1 | 0 | 0 | | | | 6 |
| Roach | 1 | 1 | 0 | 0 | | | | 6 |
| Whittenton | 1 | 0 | 0 | 1 | | | | 6 |
| Packers | 49 | 27 | 18 | 4 | 49/49 | 16/24 | 0 | 391 |
| Opponents | 26 | 12 | 13 | 1 | 26/26 | 13/21 | 0 | 223 |

Field Goals 1-19 20-29 30-39 40-49 50+

| | | | | | |
|----------------|------------|------------|------------|------------|------------|
| Hornung | 8/9 | 3/4 | 2/4 | 1/1 | 1/4 |
| Agajanian | 0/0 | 1/1 | 0/1 | 0/0 | 0/0 |
| Packers | 8/9 | 4/5 | 2/5 | 1/1 | 1/4 |

Opponents .777 2/3 1/3 3/7 0/1

Hornung: (55N,15G,26G)(13G,43G,15G,8N)(37G)(38G)(21N)(13G,18G,13G,16G)(52B)(51G,51B)(36N,9G)(23G,25G)(34N)(0)(28G)

Agajanian: (0)(0)(0)(0)(0)(35B)(0)(0)(28G)

Opponents: (44G,52B)(46G)(0)(27G,42N)(42N)(13G)(12G)(33N)(48N,27G)(13G,34G,28N,16G)(41G,34N)(10G,14G)(44B,17G)

| | GB | Opp | Rushing | No | Yds | Avg | Long | TD |
|--------------------------|-------|-------|------------------|------------|-------------|------------|------------|-----------|
| Total First Downs | 274 | 245 | Taylor | 243 | 1307 | 5.4 | 53 | 15 |
| Rushing | 142 | 101 | Hornung | 127 | 597 | 4.7 | 54t | 8 |
| Passing | 115 | 126 | Moore | 61 | 302 | 5.0 | 69 | 1 |
| Penalty | 17 | 18 | *Pitts | 23 | 75 | 3.3 | 17t | 1 |
| Total Net Yards | 4714 | 4051 | Starr | 12 | 56 | 4.7 | 21t | 1 |
| Avg. Per Game | 336.7 | 289.4 | R.Kramer | 5 | 13 | 2.6 | 10 | 0 |
| Total Plays | 780 | 826 | Carpenter | 1 | 5 | 5.0 | 5 | 0 |
| Avg. Per Play | 6.0 | 4.9 | Roach | 2 | -5 | -2.5 | 1t | 1 |
| Net Yards Rushing | 2350 | 1694 | Packers | 474 | 2350 | 5.0 | 69 | 27 |
| Avg. Per Game | 167.9 | 121.0 | Opponents | 412 | 1694 | 4.1 | 55t | 12 |
| Total Rushes | 474 | 412 | | | | | | |

| | GB | Opp | Rushing | No | Yds | Avg | Long | TD |
|--------------------------|---------|---------|------------------|------------|-------------|------------|------------|-----------|
| Net Yards Passing | 2364 | 2357 | Taylor | 243 | 1307 | 5.4 | 53 | 15 |
| Avg. Per Game | 168.9 | 168.4 | Hornung | 127 | 597 | 4.7 | 54t | 8 |
| Yds Lst Att to Pass | 138 | 273 | Moore | 61 | 302 | 5.0 | 69 | 1 |
| Gross Yards | 2502 | 2630 | *Pitts | 23 | 75 | 3.3 | 17t | 1 |
| Att./Completions | 306/177 | 414/218 | Starr | 12 | 56 | 4.7 | 21t | 1 |
| Completion Pct. | 57.8 | 52.7 | R.Kramer | 5 | 13 | 2.6 | 10 | 0 |
| Had Intercepted | 16 | 29 | Carpenter | 1 | 5 | 5.0 | 5 | 0 |
| Punts/Average | 51/43.0 | 49/37.8 | Roach | 2 | -5 | -2.5 | 1t | 1 |
| Net Punting Avg. | 51/33.0 | 49/29.7 | Packers | 474 | 2350 | 5.0 | 69 | 27 |
| Penalties/Yards | 66/647 | 52/609 | Opponents | 412 | 1694 | 4.1 | 55t | 12 |

| | GB | Opp | Rushing | No | Yds | Avg | Long | TD |
|--------------------------|-------|-------|----------|----|-----|------|------|----|
| Fumbles/Ball Lost | 18/10 | 30/17 | McGee | 51 | 883 | 17.3 | 53 | 7 |
| Touchdowns | 49 | 26 | Dowler | 36 | 633 | 17.6 | 78t | 3 |
| Rushing | 27 | 12 | R.Kramer | 35 | 559 | 16.0 | 53t | 4 |
| Passing | 18 | 13 | Taylor | 25 | 175 | 7.0 | 18 | 1 |
| Returns | 4 | 1 | Hornung | 15 | 145 | 9.7 | 34t | 2 |

| By Quarter | Q1 | Q2 | Q3 | Q4 | OT | Pts |
|------------|-----|-----|----|-----|----|-----|
| Packers | 100 | 123 | 44 | 124 | 0 | 391 |
| Opponents | 45 | 81 | 39 | 58 | 0 | 223 |

Primary Starters

| | | | |
|----|-------------|-----|--------------|
| LE | M.McGee | LE | W.Davis |
| LT | B.Skoronski | LT | D.Hanner |
| LG | F.Thurston | RT | H.Jordan |
| C | J.Ringo | RE | B.Quinlan |
| RG | J.Kramer | LLB | D.Currie |
| | F.Gregg | MLB | R.Nitschke |
| RT | F.Gregg | RLB | B.Forester |
| | N.Masters | LH | H.Gremminger |
| RE | R.Kramer | RH | J.Whittenton |
| QB | B.Starr | LS | J.Symank |
| HB | P.Hornung | RS | W.Wood |
| HB | B.Dowler | | |
| FB | J.Taylor | | |

| Western Conf. | W | L | T | Pct | Pts | QP |
|------------------|-----------|----------|----------|-------------|------------|------------|
| Green Bay | 11 | 3 | 0 | .786 | 391 | 223 |
| Detroit | 8 | 5 | 1 | .615 | 270 | 258 |
| Baltimore | 8 | 6 | 0 | .571 | 302 | 307 |
| Chicago | 8 | 6 | 0 | .571 | 326 | 302 |
| San Francisco | 7 | 6 | 1 | .538 | 346 | 272 |
| L.A. Rams | 4 | 10 | 0 | .286 | 263 | 333 |
| Minnesota | 3 | 11 | 0 | .214 | 285 | 407 |

| | Receiving | No | Yds | Avg | Long | TD |
|------------------|------------|-------------|-------------|------------|-----------|----|
| McGee | 51 | 883 | 17.3 | 53 | 7 | |
| Dowler | 36 | 633 | 17.6 | 78t | 3 | |
| R.Kramer | 35 | 559 | 16.0 | 53t | 4 | |
| Taylor | 25 | 175 | 7.0 | 18 | 1 | |
| Hornung | 15 | 145 | 9.7 | 34t | 2 | |
| Moore | 8 | 41 | 5.1 | 11 | 1 | |
| Knafelc | 3 | 32 | 10.7 | 13 | 0 | |
| Carpenter | 3 | 29 | 9.7 | 16 | 0 | |
| *Pitts | 1 | 5 | 5.0 | 5 | 0 | |
| Packers | 177 | 2502 | 14.1 | 78t | 18 | |
| Opponents | 218 | 2630 | 12.1 | 51t | 13 | |

* - rookie

| | Interceptions | No | Yds | Avg | Long | TD |
|------------------|---------------|------------|-------------|------------|----------|----|
| Symank | 5 | 99 | 19.8 | 41 | 0 | |
| Whittenton | 5 | 98 | 19.6 | 41t | 1 | |
| Gremminger | 5 | 54 | 10.8 | 41 | 0 | |
| Wood | 5 | 52 | 10.4 | 21 | 0 | |
| Currie | 3 | 59 | 19.7 | 21 | 0 | |
| Nitschke | 2 | 41 | 20.5 | 27 | 0 | |
| Forester | 2 | 33 | 16.5 | 33 | 0 | |
| *Adderley | 1 | 9 | 9.0 | 9 | 0 | |
| Hanner | 1 | 1 | 1.0 | 1 | 0 | |
| Packers | 29 | 446 | 15.4 | 41t | 2 | |
| Opponents | 16 | 238 | 14.9 | 63 | 0 | |

| | Punting | No | Yds | Avg | TB | In | Lg | B |
|------------------|-----------|-------------|-------------|-----------|----------|-----------|----------|---|
| Dowler | 38 | 1674 | 44.1 | 10 | - | 75 | 0 | |
| McGee | 13 | 520 | 40.0 | 0 | - | 51 | 0 | |
| Packers | 51 | 2194 | 43.0 | 10 | - | 75 | 0 | |
| Opponents | 49 | 1851 | 29.7 | 2 | - | 61 | 0 | |

| | Punt Returns | Ret | FC | Yds | Avg | Long | TD |
|------------------|--------------|-----------|------------|-------------|------------|----------|----|
| Wood | 14 | 11 | 225 | 16.1 | 72t | 2 | |
| Carpenter | 6 | 5 | 130 | 21.7 | 48 | 0 | |
| Packers | 20 | 16 | 355 | 17.8 | 72t | 2 | |
| Opponents | 25 | 4 | 313 | 12.5 | 90t | 1 | |

| | Kickoff Returns | No | Yds | Avg | Long | TD |
|------------------|-----------------|-------------|-------------|-----------|----------|----|
| *Adderley | 18 | 478 | 26.6 | 61 | 0 | |
| Moore | 15 | 409 | 27.3 | 60 | 0 | |
| Symank | 4 | 121 | 30.3 | 38 | 0 | |
| Forester | 3 | 55 | 18.3 | 20 | 0 | |
| *Pitts | 1 | 14 | 14.0 | 14 | 0 | |
| Packers | 41 | 1077 | 26.3 | 61 | 0 | |
| Opponents | 69 | 1597 | 23.1 | 64 | 0 | |

| | Passing | Att | Cmp | Yds | Cmp% | Yds/Att | TD% | Int | Int% | LG | Sck | Yds | Rtg |
|------------------|------------|------------|-------------|-------------|-------------|-----------|------------|-----------|------------|------------|------------|-------------|-----|
| Starr | 295 | 172 | 2418 | 58.3 | 8.20 | 16 | 5.4 | 16 | 5.4 | 78t | 138 | 80.3 | |
| Hornung | 5 | 3 | 42 | 60.0 | 8.40 | 1 | 20.0 | 0 | 0.0 | 20 | 0 | 126.7 | |
| Roach | 4 | 0 | 0.0 | 0.0 | 0.0 | 0 | 0.0 | 0 | 0.0 | 0 | 0 | 39.6 | |
| Moore | 2 | 2 | 42 | 100.0 | 21.00 | 1 | 50.0 | 0 | 0.0 | 22t | 0 | 158.3 | |
| Packers | 306 | 177 | 2502 | 57.8 | 8.18 | 18 | 5.9 | 16 | 5.2 | 78t | 138 | 82.2 | |
| Opponents | 414 | 218 | 2630 | 52.7 | 6.35 | 13 | 3.1 | 29 | 7.0 | 51t | 273 | 53.7 | |

13-1-0, .929, FIRST, WESTERN CONFERENCE 1962

| Head Coach: | GB | Opp | Attend | Site | Starting QB | Temp | |
|---|----|-----|--------|--------|-------------|---------|----|
| S 16 Minnesota Vikings (GB) | W | 34 | 7 | 38,669 | ClS | B.Starr | 74 |
| S 23 St. Louis Cardinals (Milw) | W | 17 | 0 | 44,885 | CoS | B.Starr | 61 |
| S 30 Chicago Bears (GB) | W | 49 | 0 | 38,669 | ClS | B.Starr | 70 |
| O 7 Detroit Lions (GB) | W | 9 | 7 | 38,669 | ClS | B.Starr | 58 |
| O 14 @ Minnesota Vikings | W | 48 | 21 | 41,475 | Met | B.Starr | 75 |
| O 21 San Francisco 49ers (Milw) | W | 31 | 13 | 46,010 | CoS | B.Starr | 55 |
| O 28 @ Baltimore Colts | W | 17 | 6 | 57,966 | BMS | B.Starr | |
| N 4 @ Chicago Bears | W | 38 | 7 | 48,753 | WF | B.Starr | 30 |
| N 11 @ Philadelphia Eagles | W | 49 | 0 | 60,671 | FfF | B.Starr | 53 |
| N 18 Baltimore Colts (GB) | W | 17 | 13 | 38,669 | ClS | B.Starr | 36 |
| N 22 @ Detroit Lions | L | 14 | 26 | 57,598 | TgS | B.Starr | 32 |
| D 2 Los Angeles Rams (Milw) | W | 41 | 10 | 46,833 | CoS | B.Starr | 57 |
| D 9 @ San Francisco 49ers | W | 31 | 21 | 53,769 | KS | B.Starr | 60 |
| D 16 @ Los Angeles Rams | W | 20 | 17 | 60,353 | LAC | B.Starr | 70 |

415 148 672,989

Home: 7-0 (292,404) Away: 6-1 (380,585)

NFL Championship

D 30 @ New York Giants W 16 7 64,892 YS B.Starr 17

| Scoring | TD | Ru | Pa | Pt | PAT | FG | \$ | PTS |
|------------------|-----------|-----------|-----------|----------|--------------|--------------|----------|------------|
| Taylor | 19 | 19 | 0 | 0 | | | | 0 114 |
| Hornung | 7 | 5 | 2 | 0 | 14/14 | 6/10 | | 0 74 |
| J.Kramer | 0 | 0 | 0 | 0 | 38/39 | 9/11 | | 0 65 |
| R.Kramer | 7 | 0 | 7 | 0 | | | | 0 42 |
| Moore | 7 | 7 | 0 | 0 | | | | 0 47 |
| McGee | 3 | 0 | 3 | 0 | | | | 0 18 |
| Adderley | 2 | 0 | 2 | 0 | | | | 0 12 |
| Dowler | 2 | 0 | 2 | 0 | | | | 0 12 |
| *Gros | 2 | 2 | 0 | 0 | | | | 0 12 |
| Pitts | 2 | 2 | 0 | 0 | | | | 0 12 |
| Davis | 1 | 0 | 0 | 1 | | | | 0 6 |
| Starr | 1 | 0 | 0 | 0 | | | | 0 6 |
| Packers | 53 | 36 | 14 | 3 | 52/53 | 15/21 | 0 | 415 |
| Opponents | 17 | 4 | 10 | 3 | 17/17 | 9/23 | 1 | 148 |

Field Goals 1-19 20-29 30-39 40-49 50+

J.Kramer . . . 3/3 3/3 3/4 0/1 0/0
 Hornung . . . 4/5 1/2 0/1 0/2 0/0
Packers . . . 7/8 4/5 3/5 1/3 0/0

Opponents . . 3/4 0/2 4/9 2/8 0/0

J.Kramer: ()()()() (14G,35G,43B)(27G)
 (23G)(17G)() (24G)(31B)(35G,37G)(17G)()
Hornung: (36N,10G,45G)(0N,13G)()()()()
 15G,47N,21G)()()()() (25N)()()()()()
Opponents: ()(0N)(34N)(25B,41N)()
 (31G,13G,36N)(34G,47N,34G,38N)(47N)
 ()(42G,18G)(38B,47G,24B)(13G)(36N)
 (39G,41N,43N,43N)

| Interceptions | No | Yds | Avg | Long | TD |
|----------------------------|-----------|------------|-------------|------------|----------|
| Wood | 9 | 132 | 14.7 | 37 | 0 |
| Adderley | 7 | 132 | 18.9 | 50t | 1 |
| Gremminger | 5 | 88 | 17.6 | 35 | 0 |
| Nitschke | 4 | 56 | 14.0 | 28 | 0 |
| Whitenton | 3 | 40 | 13.3 | 36 | 0 |
| Quinlan | 1 | 4 | 4.0 | 4 | 0 |
| Hanner | 1 | 0 | 0.0 | 0 | 0 |
| Jordan | 1 | 0 | 0.0 | 0 | 0 |
| Packers | 31 | 452 | 14.6 | 50t | 1 |
| Opponents | 13 | 122 | 9.4 | 35 | 1 |

| Punting | No | Yds | Avg | Long | In | Ln | B |
|----------------------------|-----------|-------------|-------------|----------|----|-----------|----------|
| Dowler | 36 | 1550 | 43.1 | 2 | - | 75 | 0 |
| McGee | 14 | 496 | 35.4 | 1 | - | 56 | 0 |
| Packers | 50 | 2046 | 40.9 | 3 | - | 75 | 0 |
| Opponents | 58 | 2506 | 43.2 | 3 | - | 80 | 0 |

| Punt Returns | Ret | FC | Yds | Avg | Long | TD |
|----------------------------|-----------|-----------|------------|------------|------------|----------|
| Wood | 23 | 9 | 273 | 11.9 | 65 | 0 |
| Pitts | 7 | 3 | 17 | 2.4 | 7 | 0 |
| Kostelnik | 1 | 0 | 0 | 0.0 | 0 | 0 |
| Packers | 31 | 12 | 290 | 9.4 | 65 | 0 |
| Opponents | 20 | 6 | 183 | 9.2 | 85t | 1 |

| Kickoff Returns | No | Yds | Avg | Long | TD |
|----------------------------|-----------|-------------|-------------|-------------|----------|
| Adderley | 15 | 418 | 27.9 | 103t | 1 |
| Moore | 13 | 284 | 21.8 | 28 | 0 |
| *Gros | 1 | 7 | 7.0 | 7 | 0 |
| Nitschke | 1 | 7 | 7.0 | 7 | 0 |
| Packers | 30 | 716 | 23.9 | 103t | 1 |
| Opponents | 76 | 1524 | 20.1 | 47 | 0 |

| Rushing | No | Yds | Avg | Long | TD |
|----------------------------|------------|-------------|------------|-----------|-----------|
| Taylor | 272 | 1474 | 5.4 | 51 | 19 |
| Moore | 112 | 377 | 3.4 | 32t | 7 |
| Hornung | 57 | 219 | 3.8 | 37t | 5 |
| *Gros | 29 | 155 | 5.3 | 26 | 2 |
| Pitts | 22 | 110 | 5.0 | 26t | 2 |
| Starr | 21 | 72 | 3.4 | 18 | 1 |
| McGee | 3 | 52 | 17.3 | 36 | 0 |
| Roach | 1 | 5 | 5.0 | 5 | 0 |
| R.Kramer | 1 | -4 | -4.0 | -4 | 0 |
| Packers | 518 | 2460 | 4.7 | 51 | 36 |
| Opponents | 404 | 1531 | 3.8 | 40 | 4 |

| Western Conf. | W | L | T | Pct | Pts | OP |
|-------------------------|-----------|----------|----------|-------------|------------|------------|
| Green Bay. | 13 | 1 | 0 | .929 | 415 | 148 |
| Detroit | 11 | 3 | 0 | .786 | 315 | 177 |
| Chicago | 9 | 5 | 0 | .643 | 321 | 287 |
| Baltimore | 7 | 7 | 0 | .500 | 293 | 288 |
| San Francisco | 6 | 8 | 0 | .429 | 282 | 331 |
| Minnesota | 2 | 11 | 1 | .154 | 254 | 410 |
| L.A. Rams | 1 | 12 | 1 | .077 | 220 | 334 |

| Receiving | No | Yds | Avg | Long | TD |
|----------------------------|------------|-------------|-------------|------------|-----------|
| McGee | 49 | 820 | 16.7 | 64 | 3 |
| Dowler | 49 | 724 | 14.8 | 41 | 2 |
| R.Kramer | 37 | 555 | 15.0 | 54t | 7 |
| Taylor | 22 | 106 | 4.8 | 24 | 0 |
| Moore | 11 | 100 | 9.1 | 34 | 0 |
| Hornung | 9 | 168 | 18.7 | 83t | 2 |
| Carpenter | 7 | 104 | 14.9 | 22 | 0 |
| Pitts | 3 | 44 | 14.7 | 29 | 0 |
| Packers | 187 | 2621 | 14.0 | 83t | 14 |
| Opponents | 187 | 2084 | 11.1 | 63 | 10 |

* - rookie

Primary Starters

| | | | |
|----|-------------|-----|--------------|
| LE | M.McGee | LE | W.Davis |
| LT | B.Skoronski | LT | D.Hanner |
| LG | F.Thurston | RT | H.Jordan |
| C | J.Ringo | RE | B.Quinlan |
| RG | J.Kramer | LLB | D.Currie |
| RT | F.Gregg | MLB | R.Nitschke |
| RE | R.Kramer | RLB | B.Forester |
| QB | B.Starr | LH | H.Adderley |
| HB | P.Hornung | RH | J.Whitenton |
| HB | B.Dowler | LS | H.Gremminger |
| FB | J.Taylor | RS | W.Wood |

| Passing | Att | Cmp | Yds | Cmp% | Yds/Att | TD | TD% | Int | Int% | LG | Sck | Yds | Rtng |
|----------------------------|------------|------------|-------------|-------------|-------------|-----------|------------|-----------|------------|------------|------------|-------------|------|
| Starr | 285 | 178 | 2438 | 62.5 | 8.55 | 12 | 4.2 | 9 | 3.2 | 83t | 286 | | 90.7 |
| Roach | 12 | 3 | 33 | 25.0 | 2.75 | 0 | 0.0 | 0 | 0.0 | 18 | 4 | | 39.6 |
| Hornung | 6 | 4 | 80 | 66.7 | 13.33 | 0 | 0.0 | 2 | 33.3 | 41 | 0 | | 70.1 |
| Moore | 5 | 2 | 70 | 40.0 | 14.00 | 2 | 40.0 | 1 | 20.0 | 45t | 0 | | 87.5 |
| Pitts | 2 | 0 | 0 | 0.0 | 0.00 | 0 | 0.0 | 0 | 0.0 | 0 | 0 | | 39.6 |
| McGee | 1 | 0 | 0 | 0.0 | 0.00 | 0 | 0.0 | 1 | 100.0 | 0 | 0 | | 0.0 |
| Packers | 311 | 187 | 2621 | 60.1 | 8.43 | 14 | 4.5 | 13 | 4.2 | 83t | 290 | 84.9 | |
| Opponents | 355 | 187 | 2084 | 52.7 | 5.87 | 10 | 2.8 | 31 | 8.7 | 63 | 338 | 43.4 | |

COMMUNITY

ADMIN. & COACHES

VETERANS

DRAFT & FREE AGENTS

2016 REVIEW

1962

LAMBEAU FIELD

MISC.

1963 11-2-1, .846, SECOND, WESTERN CONFERENCE

| Head Coach: | Vince Lombardi | GB | Opp | Attend | Site | Starting QB | Temp |
|-------------|----------------------------|----|-----|--------|--------|-------------|------------|
| S 15 | Chicago Bears (GB) | L | 3 | 10 | 42,327 | Cis | B.Starr 70 |
| S 22 | Detroit Lions (Milw) | W | 31 | 10 | 45,912 | CoS | B.Starr 58 |
| S 29 | Baltimore Colts (GB) | W | 31 | 20 | 42,327 | Cis | B.Starr 56 |
| O 6 | Los Angeles Rams (GB) | W | 42 | 10 | 42,327 | Cis | B.Starr 84 |
| O 13 | @ Minnesota Vikings | W | 37 | 28 | 42,567 | Met | B.Starr 75 |
| O 20 | @ St. Louis Cardinals | W | 30 | 7 | 32,224 | BuS | B.Starr 85 |
| O 27 | @ Baltimore Colts | W | 34 | 20 | 60,065 | BMS | J.Roach |
| N 3 | Pittsburgh Steelers (Milw) | W | 33 | 14 | 46,293 | CoS | J.Roach 57 |
| N 10 | Minnesota Vikings (GB) | W | 28 | 7 | 42,327 | Cis | J.Roach 60 |
| N 17 | @ Chicago Bears | L | 7 | 26 | 49,166 | WF | J.Roach 67 |
| N 24 | San Francisco 49ers (Milw) | W | 28 | 10 | 45,905 | CoS | B.Starr 39 |
| N 28 | @ Detroit Lions | T | 13 | 13 | 54,016 | TgS | B.Starr 50 |
| D 7 | @ Los Angeles Rams | W | 31 | 14 | 52,357 | LAC | B.Starr 82 |
| D 14 | @ San Francisco 49ers | W | 21 | 17 | 31,031 | KS | B.Starr 45 |

369 206 628,844

Home: 6-1 (307,418) Away: 5-1-1 (321,426)

Playoff Bowl

*J 5 Cleveland Browns (@ Miami) . . W 40 23 54,921

| Scoring | TD | Ru | Pa | Rt | PAT | FG | S | PTS |
|------------------|-----------|-----------|-----------|----------|--------------|--------------|----------|------------|
| J.Kramer | 0 | 0 | 0 | 0 | 43/46 | 16/34 | 0 | 91 |
| Taylor | 10 | 9 | 1 | 0 | | | | 0 |
| Moore | 8 | 6 | 2 | 0 | | | | 0 |
| Dowler | 6 | 0 | 6 | 0 | | | | 0 |
| McGee | 6 | 0 | 6 | 0 | | | | 0 |
| Pitts | 6 | 5 | 1 | 0 | | | | 0 |
| R.Kramer | 4 | 0 | 4 | 0 | | | | 0 |
| *Fleming | 2 | 0 | 2 | 0 | | | | 0 |
| Gros | 2 | 2 | 0 | 0 | | | | 0 |
| Adderley | 1 | 0 | 0 | 1 | | | | 0 |
| Gremminger | 1 | 0 | 0 | 1 | | | | 0 |
| Davis | 0 | 0 | 0 | 1 | | | | 2 |
| Packers | 46 | 22 | 22 | 2 | 43/46 | 16/34 | 1 | 369 |
| Opponents | 23 | 11 | 9 | 3 | 23/23 | 15/33 | 0 | 206 |

Field Goals 1-19 20-29 30-39 40-49 50+

J.Kramer . . . 2/6 4/9 6/11 4/8 0/0
 Packers . . . 2/6 4/9 6/11 4/8 0/0
 Opponents . 2/5 2/4 7/9 3/10 1/5

J.Kramer: (41G)(24G,0N)(42N,42G,28N)
 (42N,34N,28N)(20G,15G,31G)(39G,26G,
 34G,31N)(34N,38N,46G,37G)(23G,36G,
 12G,37G)(12B)(25N)(48N,10N)(0N,40G,
 22N)(42N,39N,25N)

Opponents: (32G,27N)(36G)(43N,9G,52G)
 (33G)(28N,10B)(42N)(0B,45G,33G)(40N)
 (36N,50N,47N)(29G,46G,19N,19G,35N,
 35G,49N)(32G)(42N,27G,37G,52N,40N)(
 52N,50N,44G)

Interceptions No Yds Avg Long TD

| | | | | | |
|------------------|-----------|------------|-------------|-----------|----------|
| Adderley | 5 | 86 | 17.2 | 39 | 0 |
| Wood | 5 | 67 | 13.4 | 22 | 0 |
| Whittington | 4 | 90 | 22.5 | 33 | 0 |
| Gremminger | 3 | 25 | 8.3 | 16 | 0 |
| Nitschke | 2 | 8 | 4.0 | 5 | 0 |
| Currie | 1 | 23 | 23.0 | 23 | 0 |
| Forester | 1 | 13 | 13.0 | 13 | 0 |
| Hanner | 1 | 0 | 0.0 | 0 | 0 |
| Packers | 22 | 312 | 14.2 | 39 | 0 |
| Opponents | 21 | 297 | 14.1 | 47 | 1 |

Punting No Yds Avg TB In Lg B

| | | | | | | | |
|------------------|-----------|-------------|-------------|----------|---|-----------|----------|
| Norton | 51 | 2279 | 44.7 | 3 | - | 61 | 0 |
| Packers | 51 | 2279 | 44.7 | 3 | - | 61 | 0 |
| Opponents | 59 | 2558 | 43.4 | 4 | - | 68 | 0 |

Punt Returns Ret FC Yds Avg Long TD

| | | | | | | |
|------------------|-----------|-----------|------------|------------|-----------|----------|
| Wood | 19 | 9 | 169 | 8.9 | 41 | 0 |
| Pitts | 7 | 7 | 60 | 8.6 | 20 | 0 |
| Packers | 26 | 16 | 229 | 8.8 | 41 | 0 |
| Opponents | 29 | 10 | 220 | 7.6 | 32 | 0 |

Kickoff Returns No Yds Avg Long TD

| | | | | | |
|------------------|-----------|-------------|-------------|-----------|----------|
| Adderley | 20 | 597 | 29.9 | 98 | 1 |
| Gros | 17 | 430 | 25.3 | 51 | 0 |
| Carpenter | 5 | 75 | 15.0 | 24 | 0 |
| *Fleming | 1 | 0 | 0.0 | 0 | 0 |
| J.Kramer | 1 | 0 | 0.0 | 0 | 0 |
| Mestnik | 1 | 0 | 0.0 | 0 | 0 |
| Wood | 1 | 20 | 20.0 | 20 | 0 |
| Packers | 46 | 1122 | 24.4 | 98 | 1 |
| Opponents | 69 | 1331 | 19.3 | 93 | 0 |

| | GB | Opp | Rushing | No | Yds | Avg | Long | TD |
|--------------------------|---------|---------|------------------|------------|-------------|------------|-----------|-----------|
| Total First Downs | 258 | 193 | Taylor | 248 | 1018 | 4.1 | 40 | 9 |
| Rushing | 114 | 92 | Moore | 132 | 658 | 5.0 | 77 | 6 |
| Passing | 126 | 87 | Pitts | 54 | 212 | 3.9 | 34 | 5 |
| Penalty | 18 | 14 | Gros | 48 | 203 | 4.2 | 19 | 2 |
| Total Net Yards | 4781 | 3599 | Starr | 13 | 116 | 8.9 | 20 | 0 |
| Avg. Per Game | 341.5 | 257.1 | Roach | 3 | 10.3 | 22 | 0 | 0 |
| Total Plays | 869 | 845 | Carpenter | 2 | 8 | 4.0 | 5 | 0 |
| Avg. Per Play | 5.5 | 4.3 | Mestnik | 1 | 4 | 4.0 | 4 | 0 |
| Net Yards Rushing | 2248 | 1586 | Norton | 2 | 0 | 0.0 | 4 | 0 |
| Avg. Per Game | 160.6 | 113.3 | Bratkowski | 1 | -2 | -2.0 | -2 | 0 |
| Total Rushes | 504 | 428 | Packers | 504 | 2248 | 4.5 | 77 | 22 |
| Net Yards Passing | 2533 | 2013 | Opponents | 428 | 1586 | 3.7 | 52 | 11 |
| Avg. Per Game | 180.9 | 143.8 | | | | | | |
| Sacked/Yards Lost | 20/178 | 39/327 | | | | | | |
| Gross Yards | 2711 | 2340 | | | | | | |
| Att./Completions | 345/179 | 378/180 | | | | | | |
| Completion Pct. | 51.9 | 47.6 | | | | | | |
| Had Intercepted | 21 | 22 | | | | | | |
| Punts/Average | 51/44.7 | 59/43.4 | | | | | | |
| Net Punting Avg. | 51/39.2 | 59/38.1 | | | | | | |
| Penalties/Yards | 53/517 | 59/568 | | | | | | |
| Fumbles/Ball Lost | 30/20 | 31/21 | | | | | | |
| Touchdowns | 46 | 23 | | | | | | |
| Rushing | 22 | 11 | | | | | | |
| Passing | 22 | 9 | | | | | | |
| Returns | 2 | 3 | | | | | | |

| By Quarter | Q1 | Q2 | Q3 | Q4 | OT | Pts |
|------------|----|----|----|-----|----|-----|
| Packers | 66 | 97 | 92 | 114 | 0 | 369 |
| Opponents | 47 | 47 | 44 | 68 | 0 | 206 |

| Western Conf. | W | L | T | Pct | Pts | OP |
|------------------|-----------|----------|----------|-------------|------------|------------|
| Chicago | 11 | 1 | 2 | .917 | 301 | 144 |
| Green Bay | 11 | 2 | 1 | .846 | 369 | 206 |
| Baltimore | 8 | 6 | 0 | .571 | 316 | 285 |
| Detroit | 5 | 8 | 1 | .385 | 326 | 265 |
| Minnesota | 5 | 8 | 1 | .385 | 309 | 390 |
| Los Angeles | 5 | 9 | 0 | .357 | 210 | 350 |
| San Francisco | 2 | 12 | 0 | .143 | 198 | 391 |

| Receiving | No | Yds | Avg | Long | TD |
|------------------|------------|-------------|-------------|-----------|-----------|
| Dowler | 53 | 901 | 17.0 | 53 | 6 |
| McGee | 39 | 749 | 19.2 | 64 | 6 |
| R.Kramer | 32 | 537 | 16.8 | 49 | 4 |
| Moore | 23 | 237 | 10.3 | 45 | 2 |
| Taylor | 13 | 68 | 5.2 | 27 | 1 |
| Pitts | 9 | 54 | 6.0 | 21 | 1 |
| *Fleming | 7 | 132 | 18.9 | 33 | 2 |
| Gros | 1 | 19 | 19.0 | 19 | 0 |
| Carpenter | 1 | 12 | 12.0 | 12 | 0 |
| Jeter | 1 | 2 | 2.0 | 2 | 0 |
| Packers | 179 | 2711 | 15.1 | 64 | 22 |
| Opponents | 180 | 2340 | 13.0 | 62 | 9 |

* — rookie

Primary Starters

| | | | |
|----|-------------|-----|---------------|
| LE | M.McGee | LE | W.Davis |
| LT | B.Skoronski | RT | D.Hanner |
| LG | F.Thurston | LT | H.Jordan |
| C | J.Ringo | RE | *L.Aldridge |
| RG | J.Kramer | LLB | D.Curie |
| RT | F.Gregg | MLB | R.Nitschke |
| RE | R.Kramer | RLB | B.Forester |
| QB | B.Starr | LH | H.Adderley |
| HB | T.Moore | RH | J.Whittington |
| HB | B.Dowler | LS | H.Gremminger |
| FB | J.Taylor | RS | W.Wood |

| Passing | Att | Cmp | Yds | Cmp% | Yds/Att | TD | Int | Int% | LG | Sck/Yds | Rtg | |
|------------------|------------|------------|-------------|-------------|-------------|-----------|------------|-----------|------------|-----------|---------------|-------------|
| Starr | 244 | 132 | 1855 | 54.1 | 7.60 | 15 | 6.1 | 10 | 4.1 | 53 | 11/109 | 82.3 |
| Bratkowski | 11 | 4 | 96 | 36.4 | 8.73 | 1 | 9.1 | 3 | 27.3 | 64 | 0/0 | 59.5 |
| Roach | 84 | 38 | 620 | 45.2 | 7.38 | 4 | 4.8 | 8 | 9.5 | 45 | 7/53 | 46.8 |
| Moore | 4 | 3 | 99 | 75.0 | 24.75 | 1 | 25.0 | 0 | 0.0 | 49 | 1/6 | 156.3 |
| Pitts | 2 | 2 | 41 | 100.0 | 20.50 | 1 | 50.0 | 0 | 0.0 | 21 | 0/0 | 158.3 |
| Taylor | 0 | 0 | 0 | 0.0 | 0.00 | 0 | 0.0 | 0 | 0.0 | 0 | 1/10 | 0.0 |
| Packers | 345 | 179 | 2711 | 51.9 | 7.86 | 22 | 6.4 | 21 | 6.1 | 64 | 20/178 | 74.0 |
| Opponents | 378 | 180 | 2340 | 47.6 | 6.19 | 9 | 2.4 | 22 | 5.8 | 62 | 39/327 | 51.2 |

COMMUNITY
 ADMIN. & COACHES
 VETERANS
 DRAFT & FREE AGENTS
 2016 REVIEW
 1963
 LAMBAU FIELD
 MISC.

8-5-1, .615, SECOND (TIE), WESTERN CONFERENCE 1964

| Head Coach: | Vince Lombardi | GB | Opp | Attend | Site | Starting QB | Temp | |
|-------------|----------------------------|----|-----|--------|--------|-------------|---------|----|
| S 13 | Chicago Bears (GB) | W | 23 | 12 | 42,327 | CiS | B.Starr | 64 |
| S 20 | Baltimore Colts (GB) | L | 20 | 21 | 42,327 | CiS | B.Starr | 68 |
| S 28 | @ Detroit Lions | W | 14 | 10 | 59,203 | TgS | B.Starr | |
| O 4 | Minnesota Vikings (GB) | L | 23 | 24 | 42,327 | CiS | B.Starr | 52 |
| O 11 | San Francisco 49ers (Milw) | W | 24 | 14 | 47,380 | CoS | B.Starr | 43 |
| O 18 | @ Baltimore Colts | L | 21 | 24 | 60,213 | BMS | B.Starr | |
| O 25 | Los Angeles Rams (Milw) | L | 17 | 27 | 47,617 | CoS | B.Starr | 75 |
| N 1 | @ Minnesota Vikings | W | 42 | 13 | 44,278 | Met | B.Starr | 58 |
| N 8 | Detroit Lions (GB) | W | 30 | 7 | 42,327 | CiS | B.Starr | 50 |
| N 15 | @ San Francisco 49ers | L | 14 | 24 | 38,483 | KS | B.Starr | 50 |
| N 22 | Cleveland Browns (Milw) | W | 28 | 21 | 48,065 | CoS | B.Starr | 25 |
| N 29 | @ Dallas Cowboys | W | 45 | 21 | 44,975 | CB | B.Starr | 64 |
| D 5 | @ Chicago Bears | W | 17 | 3 | 43,636 | WF | B.Starr | 28 |
| D 13 | @ Los Angeles Rams | T | 24 | 24 | 40,735 | LAC | B.Starr | 62 |

| Scoring | TD | Ru | Pa | Rt | PAT | FG | S | PTS |
|------------------|-----------|-----------|-----------|----------|--------------|--------------|----------|------------|
| Hornung | 5 | 5 | 0 | 0 | 41/43 | 12/38 | 0 | 107 |
| Taylor | 15 | 12 | 3 | 0 | 0 | 0 | 0 | 90 |
| McGee | 7 | 0 | 6 | 1 | 0 | 0 | 0 | 42 |
| Dowler | 5 | 0 | 5 | 0 | 0 | 0 | 0 | 30 |
| Moore | 4 | 2 | 2 | 0 | 0 | 0 | 0 | 24 |
| Starr | 3 | 3 | 0 | 0 | 0 | 0 | 0 | 18 |
| Pitts | 2 | 1 | 0 | 1 | 0 | 0 | 0 | 12 |
| Wood | 1 | 0 | 0 | 1 | 1/1 | 0/1 | 0 | 7 |
| Aldridge | 1 | 0 | 0 | 1 | 0 | 0 | 0 | 6 |
| Jordan | 1 | 0 | 0 | 1 | 0 | 0 | 0 | 6 |
| Packers | 44 | 23 | 16 | 5 | 42/44 | 12/39 | 0 | 342 |
| Opponents | 30 | 15 | 11 | 4 | 29/30 | 12/23 | 0 | 245 |

Home: 4-3 (312,370) Away: 4-2-1 (331,523)

Playoff Bowl

*J 3 St. Louis Cardinals (@ Miami) .L 17 24 56,218

| | GB | Opp |
|--------------------------|---------|---------|
| Total First Downs | 250 | 197 |
| Rushing | 133 | 95 |
| Passing | 106 | 91 |
| Penalty | 11 | 11 |
| Total Net Yards | 4381 | 3179 |
| Avg. Per Game | 312.9 | 227.1 |
| Total Plays | 863 | 780 |
| Avg. Per Play | 5.1 | 4.1 |
| Net Yards Rushing | 2276 | 1532 |
| Avg. Per Game | 162.6 | 109.4 |
| Total Rushes | 495 | 417 |
| Net Yards Passing | 2105 | 1647 |
| Avg. Per Game | 150.4 | 117.6 |
| Sacked/Yards Lost | 47/369 | 45/333 |
| Gross Yards | 2474 | 1980 |
| Att./Completions | 321/186 | 318/173 |
| Completion Pct. | 57.9 | 54.4 |
| Had Intercepted | 6 | 16 |
| Punts/Average | 56/42.2 | 72/43.5 |
| Net Punting Avg. | 56/33.0 | 72/36.2 |
| Penalties/Yards | 50/576 | 56/521 |
| Fumbles/Ball Lost | 25/17 | 34/25 |
| Touchdowns | 44 | 30 |
| Rushing | 23 | 15 |
| Passing | 16 | 11 |
| Returns | 5 | 4 |

| By Quarter | Q1 | Q2 | Q3 | Q4 | OT | PTS |
|------------|----|-----|----|----|----|-----|
| Packers | 63 | 132 | 65 | 82 | 0 | 342 |
| Opponents | 49 | 92 | 57 | 47 | 0 | 245 |

Primary Starters

| | | | |
|----|-------------|----------|--------------|
| LE | M.McGee | LE | W.Davis |
| LT | N.Masters | LT | R.Kostelnik |
| LG | F.Thurston | D.Hanner | |
| C | B.Skoronski | RT | H.Jordan |
| | *K.Bowman | RE | L.Aldridge |
| RG | D.Grimm | LLB | D.Curie |
| RT | F.Gregg | MLB | R.Nitschke |
| RE | R.Kramer | RLB | L.Caffey |
| QB | B.Starr | LH | H.Alderley |
| HB | P.Hornung | RH | J.Whittenton |
| HB | B.Dowler | LS | *T.Brown |
| FB | J.Taylor | RS | W.Wood |

| | Rushing | No | Yds | Avg | Long | TD |
|------------------|------------|-------------|------------|------------|-----------|----|
| Taylor | 235 | 1169 | 5.0 | 84t | 12 | |
| Hornung | 103 | 415 | 4.0 | 40 | 5 | |
| Moore | 102 | 371 | 3.6 | 35 | 2 | |
| Starr | 24 | 165 | 6.9 | 28 | 3 | |
| Pitts | 27 | 127 | 4.7 | 27 | 1 | |
| Norton | 1 | 24 | 24.0 | 24 | 0 | |
| *Crutcher | 1 | 5 | 5.0 | 5 | 0 | |
| Bratkowski | 2 | 0 | 0.0 | 0 | 0 | |
| Packers | 495 | 2276 | 4.6 | 84t | 23 | |
| Opponents | 417 | 1532 | 3.7 | 53t | 15 | |

| Western Conf. | W | L | T | Pct | Pts | OP |
|------------------|----------|----------|----------|-------------|------------|------------|
| Baltimore | 12 | 2 | 0 | .857 | 428 | 225 |
| Green Bay | 8 | 5 | 1 | .615 | 342 | 245 |
| Minnesota | 8 | 5 | 1 | .615 | 355 | 296 |
| Detroit | 7 | 5 | 2 | .583 | 280 | 260 |
| L.A. Rams | 5 | 7 | 2 | .417 | 283 | 339 |
| Chicago | 5 | 9 | 0 | .357 | 260 | 379 |
| San Francisco | 4 | 10 | 0 | .286 | 236 | 330 |

| | Receiving | No | Yds | Avg | Long | TD |
|------------------|------------|-------------|-------------|------------|-----------|----|
| Dowler | 45 | 623 | 13.8 | 50t | 5 | |
| Taylor | 38 | 354 | 9.3 | 35t | 3 | |
| R.Kramer | 34 | 551 | 16.2 | 55 | 0 | |
| McGee | 31 | 592 | 19.1 | 55 | 6 | |
| Moore | 17 | 140 | 8.2 | 33t | 2 | |
| Hornung | 9 | 98 | 10.9 | 40 | 0 | |
| Pitts | 6 | 38 | 6.3 | 22 | 0 | |
| Fleming | 4 | 36 | 9.0 | 10 | 0 | |
| Jeter | 1 | 23 | 23.0 | 23 | 0 | |
| *Long | 1 | 19 | 19.0 | 19 | 0 | |
| Packers | 186 | 2474 | 13.3 | 73 | 16 | |
| Opponents | 173 | 1980 | 11.4 | 95t | 11 | |

* - rookie

| | Passing | Att | Cmp | Yds | Cmp% | Yds/Att | TD | TD% | Int | Int% | LG | Sck | Yds | Rating |
|------------------|------------|------------|-------------|-------------|-------------|-----------|------------|-----------|------------|------------|---------------|-------------|-----|--------|
| Starr | 272 | 163 | 2144 | 59.9 | 7.88 | 15 | 5.5 | 4 | 1.5 | 7.3 | 42/323 | 97.1 | | |
| Bratkowski | 36 | 19 | 277 | 52.8 | 7.69 | 1 | 2.8 | 1 | 2.8 | 33t | 5/46 | 75.8 | | |
| Hornung | 10 | 3 | 25 | 30.0 | 2.50 | 0 | 0.0 | 1 | 10.0 | 10 | 0/0 | 0.0 | | |
| Moore | 3 | 1 | 28 | 33.3 | 9.33 | 0 | 0.0 | 0 | 0.0 | 28 | 0/0 | 68.8 | | |
| Packers | 321 | 186 | 2474 | 57.9 | 7.71 | 16 | 5.0 | 6 | 1.9 | 73 | 47/369 | 91.3 | | |
| Opponents | 318 | 173 | 1980 | 54.4 | 6.23 | 11 | 3.5 | 16 | 5.0 | 95t | 45/333 | 63.9 | | |

| | Field Goals | 1-19 | 20-29 | 30-39 | 40-49 | 50+ |
|------------------|-------------|------------|-------------|-------------|------------|------------|
| Hornung | 3/7 | 5/9 | 1/10 | 2/11 | 0/1 | 0/0 |
| Wood | 0/0 | 0/0 | 0/1 | 0/0 | 0/0 | 0/0 |
| Packers | 3/7 | 5/9 | 1/11 | 2/11 | 1/1 | 0/0 |
| Opponents | 2/2 | 2/3 | 3/4 | 5/10 | 0/4 | 0/0 |

| | Interceptions | No | Yds | Avg | Long | TD |
|------------------|---------------|------------|-------------|-----------|----------|----|
| Alderley | 4 | 56 | 14.0 | 35 | 0 | |
| Wood | 3 | 73 | 24.3 | 42t | 1 | |
| Nitschke | 2 | 36 | 18.0 | 29 | 0 | |
| Currie | 2 | 11 | 5.5 | 10 | 0 | |
| Caffey | 1 | 44 | 44.0 | 44 | 0 | |
| *Brown | 1 | 30 | 30.0 | 30 | 0 | |
| Gremminger | 1 | 13 | 13.0 | 13 | 0 | |
| *Hart | 1 | 0 | 0.0 | 0 | 0 | |
| Whittenton | 1 | 0 | 0.0 | 0 | 0 | |
| Packers | 16 | 263 | 16.4 | 44 | 1 | |
| Opponents | 6 | 58 | 9.7 | 23 | 0 | |

| | Punting | No | Yds | Avg | TB | In | Lg | B |
|------------------|-----------|-------------|-------------|----------|----------|-----------|----------|---|
| Norton | 56 | 2365 | 42.2 | 6 | - | 61 | 0 | |
| Packers | 56 | 2365 | 42.2 | 6 | - | 61 | 0 | |
| Opponents | 72 | 3131 | 43.5 | 4 | - | 66 | 0 | |

| | Punt Returns | Ret | FC | Yds | Avg | Long | TD |
|------------------|--------------|-----------|------------|-------------|------------|----------|----|
| Wood | 19 | 11 | 252 | 13.3 | 64 | 0 | |
| Pitts | 15 | 7 | 191 | 12.7 | 65t | 1 | |
| Packers | 34 | 18 | 443 | 13.0 | 65t | 1 | |
| Opponents | 31 | 9 | 397 | 12.8 | 70t | 2 | |

| | Kickoff Returns | No | Yds | Avg | Long | TD |
|------------------|-----------------|-------------|-------------|-----------|----------|----|
| Alderley | 19 | 508 | 26.7 | 43 | 0 | |
| Moore | 16 | 431 | 26.9 | 55 | 0 | |
| *Brown | 7 | 167 | 23.9 | 34 | 0 | |
| *Crutcher | 2 | 54 | 27.0 | 37 | 0 | |
| Caffey | 1 | 0 | 0.0 | 0 | 0 | |
| Packers | 40 | 1160 | 29.8 | 55 | 0 | |
| Opponents | 65 | 1320 | 25.0 | 53 | 0 | |

COMMUNITY

ADMIN. & COACHES

VETERANS

DRAFT & FREE AGENTS

2016 REVIEW

1964

LAMBEAU FIELD

MISC.

1965 10-3-1, .769, FIRST (TIE), WESTERN CONFERENCE

| Head Coach: | Vince Lombardi | GB | Opp | Attend | Site | Starting QB | Temp | |
|-------------|--------------------------|----|-----|--------|---------|-------------|---------|----|
| S 19 | @ Pittsburgh Steelers | W | 41 | 9 | 38,383 | PS | B.Starr | 90 |
| S 26 | Baltimore Colts (Milw) | W | 20 | 17 | 48,130 | CoS | B.Starr | 43 |
| O 3 | Chicago Bears (GB) | W | 23 | 14 | 50,852 | LF | B.Starr | 53 |
| O 10 | San Francisco 49ers (GB) | W | 27 | 10 | 50,852 | LF | B.Starr | 60 |
| O 17 | @ Detroit Lions | W | 31 | 21 | 56,712 | TgS | B.Starr | 56 |
| O 24 | Dallas Cowboys (Milw) | W | 13 | 3 | 48,311 | CoS | B.Starr | 41 |
| O 31 | @ Chicago Bears | L | 10 | 31 | 45,664 | WF | B.Starr | 59 |
| N 7 | Detroit Lions (GB) | L | 7 | 12 | 50,852 | LF | B.Starr | 44 |
| N 14 | Los Angeles Rams (Milw) | W | 6 | 3 | 48,485 | CoS | B.Starr | 33 |
| N 21 | @ Minnesota Vikings | W | 28 | 13 | 47,426 | Met | B.Starr | 37 |
| N 28 | @ Los Angeles Rams | L | 10 | 21 | 39,733 | LAC | B.Starr | 70 |
| D 5 | Minnesota Vikings (GB) | W | 24 | 19 | 50,852 | LF | B.Starr | 40 |
| D 12 | @ Baltimore Colts | W | 42 | 27 | 60,238 | BMS | B.Starr | |
| D 19 | @ San Francisco 49ers | T | 24 | 24 | 45,710 | KS | B.Starr | 50 |
| | | | 316 | 224 | 682,200 | | | |

Home: 6-1 (348,334) Away: 4-2-1 (333,866)

Western Conference Championship

D 26 Baltimore Colts (GB)W 13 10 50,484 LF B.Starr 32

NFL Championship

J 2 Cleveland Browns (GB)W 23 12 50,777 LF B.Starr 33

+ — sudden death

| Scoring | TD | Ru | Pa | Pat | PAT | FG | S | PTS |
|----------|----|----|----|-----|-------|-------|---|-----|
| Chandler | 0 | 0 | 0 | 0 | 37/38 | 17/26 | 0 | 88 |
| Hornung | 8 | 5 | 3 | 0 | | | 0 | 48 |
| Pitts | 5 | 4 | 1 | 0 | | | 0 | 30 |
| Dowler | 4 | 0 | 4 | 0 | | | 0 | 24 |
| Long | 4 | 0 | 4 | 0 | | | 0 | 24 |
| Taylor | 4 | 4 | 0 | 0 | | | 0 | 24 |
| Adderley | 3 | 0 | 0 | 3 | | | 0 | 18 |
| Dale | 2 | 0 | 2 | 0 | | | 0 | 12 |
| Fleming | 2 | 0 | 2 | 0 | | | 0 | 12 |
| Anderson | 1 | 0 | 1 | 0 | | | 0 | 6 |
| Caffey | 1 | 0 | 0 | 1 | | | 0 | 6 |
| Hart | 1 | 0 | 0 | 1 | | | 0 | 6 |
| McGee | 1 | 0 | 1 | 0 | | | 0 | 6 |
| Moore | 1 | 0 | 1 | 0 | | | 0 | 6 |
| Starr | 1 | 1 | 0 | 0 | | | 0 | 6 |

Packers 38 14 19 5 37/38 17/26 0 316
Opponents 22 10 11 1 22/22 22/33 0 224

Field Goals 1-19 20-29 30-39 40-49 50+

Chandler ... 7/9 4/5 2/3 4/8 0/1
Packers ... 7/9 4/5 2/3 4/8 0/1
Opponents .2/4 9/10 6/7 4/8 1/4

Chandler: (33N,9G,19G)(43N,19G,41G)

(16G)(18G,24G)(49G)(44G,22G)(45N,43G)(
(0N,0N,22G,7G)(36G)(14G,45N)(25G,27N)(
(50N,41N,31G)

Opponents: (21G,34G,32G)(26G,46N,38N)

()(29N,52N,39G)(50N)(20G)(46N,24G,
(13G)(0N,0N,35G)(34G,27G)(26G,49G,
43G,42N,41G)(25G,36G,53G,59N,23G)
(14G,45G,49N)(21G)

Interceptions No Yds Avg Long TD

| | | | | | |
|-----------|----|-----|------|----|---|
| Adderley | 6 | 175 | 29.2 | 44 | 3 |
| Wood | 6 | 65 | 10.8 | 28 | 0 |
| Hart | 4 | 29 | 7.3 | 24 | 0 |
| Robinson | 3 | 141 | 47.0 | 87 | 0 |
| Brown | 3 | 42 | 14.0 | 27 | 0 |
| Caffey | 1 | 42 | 42.0 | 42 | 1 |
| Davis | 1 | 21 | 21.0 | 21 | 0 |
| Jeter | 1 | 21 | 21.0 | 21 | 0 |
| Nitschke | 1 | 21 | 21.0 | 21 | 0 |
| Crutcher | 1 | 4 | 4.0 | 4 | 0 |
| Packers | 27 | 561 | 20.8 | 87 | 4 |
| Opponents | 14 | 209 | 14.9 | 36 | 1 |

Punting No Yds Avg TB In Lg B

Chandler ... 74 3176 42.9 13 - 90 0
Packers ... 74 3176 42.9 13 - 90 0
Opponents .60 2523 42.1 5 - 63 0

Punt Returns Ret EC Yds Avg Long TD

Wood ... 13 10 38 2.9 14 0
Pitts ... 8 6 27 3.4 12 0
Adderley ... 1 0 0 0.0 0 0
Brown ... 0 1 0 0.0 0 0
Packers ... 22 17 65 3.0 14 0
Opponents ... 36 11 290 8.1 62 0

Kickoff Returns No Yds Avg Long TD

Pitts ... 20 396 19.8 29 0
Moore ... 15 361 24.1 52 0
Adderley ... 10 221 22.1 33 0
Crutcher ... 3 53 17.7 21 0
*Coffey ... 1 9 9.0 9 0
Grimm ... 1 0 0.0 0 0
Packers ... 50 1040 20.8 52 0
Opponents ... 52 1216 23.4 68 0

* — rookie

| | GB | Opp |
|--------------------------------|---------|---------|
| Total First Downs | 201 | 240 |
| Rushing | 85 | 115 |
| Passing | 103 | 111 |
| Penalty | 13 | 14 |
| Total Net Yards | 3601 | 3969 |
| Avg. Per Game | 257.2 | 283.5 |
| Total Plays | 781 | 907 |
| Avg. Per Play | 4.6 | 4.4 |
| Net Yards Rushing | 1488 | 1988 |
| Avg. Per Game | 106.3 | 142.0 |
| Total Rushes | 432 | 480 |
| Net Yards Passing | 2113 | 1981 |
| Avg. Per Game | 150.9 | 141.5 |
| Sacked/Yards Lost | 43/395 | 44/335 |
| Gross Yards | 2508 | 2316 |
| Att./Completions | 306/166 | 383/187 |
| Completion Pct. | 54.2 | 48.8 |
| Had Intercepted | 14 | 27 |
| Punts/Average | 74/42.1 | 60/42.1 |
| Net Punting Avg. | 74/35.5 | 60/39.3 |
| Penalties/Yards | 48/529 | 67/677 |
| Fumbles/Ball Lost | 18/12 | 37/23 |
| Touchdowns | 38 | 22 |
| Rushing | 14 | 10 |
| Passing | 19 | 11 |
| Returns | 5 | 1 |

By Quarter Q1 Q2 Q3 Q4 OT Pts

Packers 65 66 82 103 0 316
Opponents 40 85 37 62 0 224

| | GB | Opp | Rushing | No | Yds | Avg | Long | TD |
|------------|-----|------|---------|----|-----|-----|------|----|
| Taylor | 207 | 734 | 3.5 | 35 | 4 | | | |
| Hornung | 89 | 299 | 3.4 | 17 | 5 | | | |
| Starr | 18 | 169 | 9.4 | 38 | 1 | | | |
| Moore | 51 | 124 | 2.4 | 13 | 0 | | | |
| Pitts | 54 | 122 | 2.3 | 12 | 4 | | | |
| Chandler | 1 | 27 | 27.0 | 27 | 0 | | | |
| *Coffey | 3 | 12 | 4.0 | 10 | 0 | | | |
| *Jacobs | 3 | 5 | 1.7 | 2 | 0 | | | |
| Bratkowski | 4 | -1 | -0.3 | 1 | 0 | | | |
| *Clairidge | 2 | -3 | -1.5 | 1 | 0 | | | |
| Packers | 432 | 1488 | 3.4 | 38 | 14 | | | |
| Opponents | 480 | 1988 | 4.1 | 43 | 10 | | | |

| Western Conf. | W | L | T | Pct | Pts | OP |
|------------------------|----|----|---|------|-----|-----|
| Green Bay | 10 | 3 | 1 | .769 | 316 | 224 |
| Baltimore | 10 | 3 | 1 | .769 | 389 | 284 |
| Chicago | 9 | 5 | 0 | .643 | 409 | 275 |
| San Francisco | 7 | 6 | 1 | .538 | 421 | 402 |
| Minnesota | 7 | 7 | 0 | .500 | 383 | 403 |
| Detroit | 6 | 7 | 1 | .462 | 257 | 295 |
| L.A. Rams | 4 | 10 | 0 | .286 | 269 | 328 |

Receiving No Yds Avg Long TD

Dowler ... 44 610 13.9 47.1 4
Dale ... 20 382 19.1 77.1 2
Taylor ... 20 207 10.4 41 0
Hornung ... 19 336 17.7 65.7 3
Fleming ... 14 141 10.1 31.1 2
Long ... 13 304 23.4 62.4 4
Pitts ... 11 182 16.5 80.1 1
McGee ... 10 154 15.4 37.1 1
Anderson ... 8 105 13.1 27.1 1
Moore ... 7 87 12.4 31.1 1
Packers ... 166 2508 15.1 80.1 19
Opponents ... 187 2316 12.4 65.1 11

| Passing | Att | Cmp | Yds | Cmp% | Yds/Att | TD | Int | Int% | LG | Sck/Yds | RtnG | |
|------------|-----|-----|------|-------|---------|----|-----|------|------|---------|--------|-------|
| Starr | 251 | 140 | 2055 | 55.8 | 8.19 | 16 | 6.4 | 9 | 3.6 | 77.1 | 34/303 | 89.0 |
| Bratkowski | 48 | 21 | 348 | 43.8 | 7.25 | 3 | 6.3 | 4 | 8.3 | 80.1 | 8/79 | 54.9 |
| Hornung | 2 | 1 | 19 | 50.0 | 9.50 | 0 | 0.0 | 1 | 50.0 | 19 | 1/13 | 43.8 |
| Moore | 2 | 2 | 22 | 100.0 | 11.00 | 0 | 0.0 | 0 | 0.0 | 13 | 0/0 | 112.5 |
| Pitts | 2 | 1 | 51 | 50.0 | 25.50 | 0 | 0.0 | 0 | 0.0 | 51 | 0/0 | 95.8 |
| *Clairidge | 1 | 1 | 13 | 100.0 | 13.00 | 0 | 0.0 | 0 | 0.0 | 13 | 0/0 | 118.8 |
| Packers | 306 | 166 | 2508 | 54.2 | 8.20 | 19 | 6.2 | 14 | 4.6 | 80.1 | 43/395 | 83.1 |
| Opponents | 383 | 187 | 2316 | 48.8 | 6.05 | 11 | 2.9 | 27 | 7.0 | 65.1 | 44/335 | 48.2 |

Primary Starters

| | | | |
|----|-------------|-----|-------------|
| LE | B.Dowler | LE | W.Davis |
| LT | B.Skoronski | LT | R.Kostelnik |
| LG | F.Gregg | RT | H.Jordan |
| C | K.Bowman | RE | L.Aldridge |
| RG | J.Kramer | LLB | D.Robinson |
| RT | S.Wright | MLB | R.Nitschke |
| RE | M.Fleming | RLB | L.Caffey |
| FL | C.Dale | LH | H.Adderley |
| QB | B.Starr | RH | D.Hart |
| HB | P.Hornung | LS | W.Wood |
| FB | J.Taylor | RS | T.Brown |

12-2-0, .857, FIRST, WESTERN CONFERENCE 1966

| Head Coach: | Vince Lombardi | GB | Opp | Attend | Site | Starting QB | Temp |
|-------------|----------------------------|------|-----|--------|------|--------------|------|
| S 10 | Baltimore Colts (Milw) | W 24 | 3 | 48,650 | CoS | B.Starr | 63 |
| S 18 | @ Cleveland Browns | W 21 | 20 | 83,943 | CMS | B.Starr | 72 |
| S 25 | Los Angeles Rams (GB) | W 24 | 13 | 50,861 | LF | B.Starr | 58 |
| O 2 | Detroit Lions (GB) | W 23 | 14 | 50,861 | LF | B.Starr | 56 |
| O 9 | @ San Francisco 49ers | L 20 | 21 | 39,290 | KS | B.Starr | 82 |
| O 16 | @ Chicago Bears | W 17 | 0 | 48,573 | WF | B.Starr | 47 |
| O 23 | Atlanta Falcons (Milw) | W 56 | 3 | 48,623 | CoS | B.Starr | 55 |
| O 30 | @ Detroit Lions | W 31 | 7 | 56,954 | TgS | B.Starr | 44 |
| N 6 | Minnesota Vikings (GB) | L 17 | 20 | 50,861 | LF | B.Starr | 45 |
| N 20 | Chicago Bears (GB) | W 13 | 6 | 50,861 | LF | B.Starr | 34 |
| N 27 | @ Minnesota Vikings | W 28 | 16 | 47,426 | MeT | B.Starr | 33 |
| D 4 | San Francisco 49ers (Milw) | W 20 | 7 | 48,725 | CoS | B.Starr | 27 |
| D 10 | @ Baltimore Colts | W 14 | 10 | 60,238 | BMS | B.Starr | 70 |
| D 18 | @ Los Angeles Rams | W 27 | 23 | 72,416 | LAC | Z.Bratkowski | 72 |

| Scoring | TD | Ru | Pa | Rt | PAT | FG | S | PTS |
|-------------|----|----|----|----|-------|-------|---|-----|
| Chandler | 0 | 0 | 0 | 0 | 41/43 | 12/28 | 0 | 77 |
| Pitts | 10 | 7 | 3 | 0 | 0 | 0 | 0 | 60 |
| Dale | 7 | 0 | 7 | 0 | 0 | 0 | 0 | 42 |
| Taylor | 6 | 4 | 2 | 0 | 0 | 0 | 0 | 36 |
| Hornung | 5 | 2 | 3 | 0 | 0 | 0 | 0 | 30 |
| *D.Anderson | 3 | 2 | 0 | 1 | 0 | 0 | 0 | 18 |
| Fleming | 2 | 0 | 2 | 0 | 0 | 0 | 0 | 12 |
| Jeter | 2 | 0 | 0 | 2 | 0 | 0 | 0 | 12 |
| Starr | 2 | 2 | 0 | 0 | 0 | 0 | 0 | 12 |
| Adderley | 1 | 0 | 0 | 1 | 0 | 0 | 0 | 6 |
| Caffey | 1 | 0 | 0 | 1 | 0 | 0 | 0 | 6 |
| *Grabowski | 1 | 1 | 0 | 0 | 0 | 0 | 0 | 6 |
| Hart | 1 | 0 | 0 | 1 | 0 | 0 | 0 | 6 |
| McGee | 1 | 0 | 1 | 0 | 0 | 0 | 0 | 6 |
| Wood | 1 | 0 | 0 | 1 | 0 | 0 | 0 | 6 |

Home: 6-1 (349,442) Away: 6-1 (408,840)

NFL Championship

| | | | | | | | |
|--|-----------------------------|------|----|--------|-----|---------|----|
| J 1 | @ Dallas Cowboys | W 34 | 27 | 74,152 | CB | B.Starr | 52 |
| AFL-NFL World Championship (Super Bowl I) | | | | | | | |
| J 15 | Kansas City Chiefs (@ L.A.) | W 35 | 10 | 61,946 | LAC | B.Starr | 72 |

| | GB | Opp |
|-------------------|---------|---------|
| Total First Downs | 231 | 211 |
| Rushing | 98 | 90 |
| Passing | 115 | 106 |
| Penalty | 18 | 15 |
| Total Net Yards | 4275 | 3603 |
| Avg. Per Game | 305.4 | 257.4 |
| Total Plays | 824 | 883 |
| Avg. Per Play | 5.2 | 4.1 |
| Net Yards Rushing | 1673 | 1644 |
| Avg. Per Game | 119.5 | 117.4 |
| Total Rushes | 475 | 446 |
| Net Yards Passing | 2602 | 1959 |
| Avg. Per Game | 185.9 | 139.9 |
| Sacked/Yards Lost | 31/229 | 47/357 |
| Gross Yards | 2831 | 2316 |
| Att./Completions | 318/193 | 390/202 |
| Completion Pct. | 60.7 | 51.8 |
| Had Intercepted | 5 | 28 |
| Punts/Average | 62/41.0 | 69/41.3 |
| Net Punting Yards | 62/36.6 | 69/36.7 |
| Penalties/Fines | 57/544 | 67/745 |
| Fumbles/Ball Lost | 23/19 | 26/14 |
| Touchdowns | 43 | 17 |
| Rushing | 18 | 9 |
| Passing | 18 | 7 |
| Returns | 7 | 1 |

| | GB | Opp |
|-------------------|---------|---------|
| Total Rushes | 475 | 446 |
| Net Yards Passing | 2602 | 1959 |
| Avg. Per Game | 185.9 | 139.9 |
| Sacked/Yards Lost | 31/229 | 47/357 |
| Gross Yards | 2831 | 2316 |
| Att./Completions | 318/193 | 390/202 |
| Completion Pct. | 60.7 | 51.8 |
| Had Intercepted | 5 | 28 |
| Punts/Average | 62/41.0 | 69/41.3 |
| Net Punting Yards | 62/36.6 | 69/36.7 |
| Penalties/Fines | 57/544 | 67/745 |
| Fumbles/Ball Lost | 23/19 | 26/14 |
| Touchdowns | 43 | 17 |
| Rushing | 18 | 9 |
| Passing | 18 | 7 |
| Returns | 7 | 1 |

| By Quarter | Q1 | Q2 | Q3 | Q4 | OT | Pts |
|------------|----|-----|----|-----|----|-----|
| Packers | 62 | 110 | 61 | 102 | 0 | 335 |
| Opponents | 13 | 66 | 23 | 61 | 0 | 163 |

Primary Starters

| | | | |
|----|-------------|-----|-------------|
| LE | M.Fleming | LE | W.Davis |
| LT | B.Skoronski | LT | R.Kostelnik |
| LG | F.Thurston | RT | H.Jordan |
| C | B.Curry | RE | L.Aldridge |
| RG | J.Kramer | LLB | D.Robinson |
| RT | F.Gregg | MLB | R.Nitschke |
| RE | C.Dale | RLB | L.Caffey |
| FL | B.Dowler | LH | H.Adderley |
| QB | B.Starr | RH | B.Jeter |
| HB | P.Hornung | LS | W.Wood |
| | E.Pitts | RS | T.Brown |
| FB | J.Taylor | | |

| | No | Yds | Avg | Long | TD |
|------------------|------------|-------------|------------|------------|-----------|
| Taylor | 204 | 705 | 3.5 | 19 | 4 |
| Pitts | 115 | 393 | 3.4 | 20 | 7 |
| Hornung | 76 | 200 | 2.6 | 9 | 2 |
| *Grabowski | 29 | 127 | 4.4 | 36t | 1 |
| Starr | 21 | 104 | 5.0 | 21 | 2 |
| *D.Anderson | 25 | 104 | 4.2 | 15 | 2 |
| Chandler | 1 | 33 | 33.0 | 33 | 0 |
| Bratkowski | 4 | 7 | 1.8 | 4 | 0 |
| Packers | 475 | 1673 | 3.5 | 36t | 18 |
| Opponents | 446 | 1644 | 3.7 | 38 | 9 |

| Western Conf. | W | L | T | Pct | Pts | OP |
|------------------|-----------|----------|----------|-------------|------------|------------|
| Green Bay | 12 | 2 | 0 | .857 | 335 | 163 |
| Baltimore | 9 | 5 | 0 | .643 | 314 | 226 |
| L.A. Rams | 8 | 6 | 0 | .571 | 289 | 212 |
| San Francisco | 6 | 2 | 5 | .500 | 320 | 325 |
| Chicago | 5 | 7 | 2 | .471 | 234 | 272 |
| Detroit | 4 | 9 | 1 | .308 | 206 | 317 |
| Minnesota | 4 | 9 | 1 | .308 | 292 | 304 |

| | No | Yds | Avg | Long | TD |
|------------------|------------|-------------|-------------|------------|-----------|
| Taylor | 41 | 331 | 8.1 | 21 | 2 |
| Dale | 37 | 876 | 23.7 | 83t | 7 |
| Fleming | 31 | 361 | 11.6 | 53t | 2 |
| Dowler | 29 | 392 | 13.5 | 40 | 0 |
| Pitts | 26 | 460 | 17.7 | 80t | 3 |
| Hornung | 14 | 192 | 13.7 | 44t | 3 |
| McGee | 4 | 91 | 22.8 | 39 | 1 |
| *Grabowski | 4 | 13 | 3.3 | 7 | 0 |
| Long | 3 | 68 | 22.7 | 42 | 0 |
| *D.Anderson | 2 | 33 | 16.5 | 22 | 0 |
| B.Anderson | 2 | 14 | 7.0 | 8 | 0 |
| Packers | 193 | 2831 | 14.7 | 83t | 18 |
| Opponents | 202 | 2316 | 11.5 | 65t | 7 |

* - rookie

| | Att | Cmp | Yds | Cmp% | Yds/Att | TD | TD% | Int | Int% | Lg | Sck | Yds | Rtng |
|------------------|------------|------------|-------------|-------------|-------------|-----------|------------|-----------|------------|------------|---------------|--------------|------|
| Starr | 251 | 156 | 2257 | 62.2 | 8.99 | 14 | 5.6 | 3 | 1.2 | 83t | 26/183 | 105.0 | |
| Bratkowski | 64 | 36 | 569 | 56.3 | 8.89 | 4 | 6.3 | 2 | 3.1 | 74 | 5/46 | 93.8 | |
| Pitts | 2 | 0 | 0 | 0.0 | 0.0 | 0 | 0.0 | 0 | 0.0 | 0 | 0/0 | 39.6 | |
| Hornung | 1 | 1 | 5 | 100.0 | 5.00 | 0 | 0.0 | 0 | 0.0 | 5 | 0/0 | 87.5 | |
| Packers | 318 | 193 | 2831 | 60.7 | 8.90 | 18 | 5.7 | 5 | 1.6 | 83t | 31/229 | 102.1 | |
| Opponents | 390 | 202 | 2316 | 51.8 | 5.94 | 7 | 1.8 | 28 | 7.2 | 65t | 47/357 | 46.1 | |

| Field Goals | 1-19 | 20-29 | 30-39 | 40-49 | 50+ |
|------------------|------------|------------|------------|-------------|------------|
| Chandler | 6/7 | 2/4 | 2/9 | 2/7 | 0/1 |
| Packers | 6/7 | 2/4 | 2/9 | 2/7 | 0/1 |
| Opponents | 3/3 | 4/4 | 5/9 | 3/11 | 0/0 |

| Chandler: | (15B,15G) | (34N) | (45B,14G) | (14G, 43N,22G,31G) | (18G,22G,26N,39N) | (30G, 47N,29N) | (38N) | (40G) | (11G,53N) | (39N,37N) | | | | |
|-------------------|-----------|---------------|--------------------|--------------------|-------------------|----------------|-------|-------|-----------|-----------|-------------------|-----------|-------------------|---------------|
| (36N) | (1) | (46N,47N,30N) | (10G,47G) | | | | | | | | | | | |
| Opponents: | (26G) | (42G,46G) | (13G,35G, 40N,48N) | (49N) | (41N) | (36N) | (41G) | (41N) | (31G,16G) | (1) | (27G,34N,30G,22G) | (37B,45N) | (45N,26G,47N,37N) | (36G,30G,17G) |

| Interceptions | No | Yds | Avg | Long | TD |
|------------------|-----------|------------|-------------|------------|----------|
| Jeter | 5 | 142 | 28.4 | 75t | 2 |
| Robinson | 5 | 60 | 12.0 | 23 | 0 |
| Adderley | 4 | 125 | 31.3 | 68t | 1 |
| T.Brown | 4 | 21 | 5.3 | 15 | 0 |
| Caffey | 3 | 62 | 20.7 | 52t | 1 |
| Wood | 3 | 38 | 12.7 | 20t | 1 |
| Nitschke | 2 | 44 | 22.0 | 23 | 0 |
| Hart | 1 | 40 | 40.0 | 40t | 1 |
| Crutcher | 1 | 15 | 15.0 | 15 | 0 |
| Packers | 28 | 547 | 19.5 | 75t | 6 |
| Opponents | 5 | 75 | 15.0 | 44 | 0 |

| Punting | No | Yds | Avg | TB | In | Lg | B |
|------------------|-----------|-------------|-------------|----------|----------|-----------|----------|
| Chandler | 60 | 2452 | 40.9 | 5 | - | 58 | 0 |
| *D.Anderson | 2 | 89 | 44.5 | 0 | - | 49 | 0 |
| Packers | 62 | 2541 | 41.0 | 5 | - | 58 | 0 |
| Opponents | 69 | 2850 | 41.3 | 5 | - | 58 | 0 |

| Punt Returns | Ret | FC | Yds | Avg | Long | TD |
|------------------|-----------|-----------|------------|------------|------------|----------|
| Wood | 22 | 9 | 82 | 3.7 | 13 | 0 |
| Pitts | 7 | 4 | 9 | 1.3 | 6 | 0 |
| *D.Anderson | 6 | 1 | 124 | 20.7 | 77t | 1 |
| T.Brown | 2 | 1 | 0 | 0.0 | 0 | 0 |
| Packers | 37 | 15 | 215 | 5.8 | 77t | 1 |
| Opponents | 30 | 15 | 171 | 5.7 | 29 | 0 |

| Kickoff Returns | No | Yds | Avg | Long | TD |
|------------------|-----------|-------------|-------------|-----------|----------|
| *D.Anderson | 23 | 533 | 23.2 | 61 | 0 |
| Adderley | 14 | 320 | 22.9 | 65 | 0 |
| *Vandersea | 3 | 50 | 16.7 | 21 | 0 |
| Pitts | 1 | 0 | 0.0 | 0 | 0 |
| Wood | 1 | 0 | 0.0 | 0 | 0 |
| Packers | 42 | 903 | 21.5 | 65 | 0 |
| Opponents | 52 | 1213 | 23.3 | 51 | 0 |

| | Att | TD | TD% | Int | Int% | Lg | Sck | Yds | Rtng |
|------------------|-----------|------------|------------|---------------|-------------|---------------|--------------|-----|------|
| Starr | 14 | 5.6 | 3 | 1.2 | 83t | 26/183 | 105.0 | | |
| Bratkowski | 4 | 6.3 | 2 | 3.1 | 74 | 5/46 | 93.8 | | |
| Pitts | 0 | 0.0 | 0 | 0.0 | 0 | 0/0 | 39.6 | | |
| Hornung | 0 | 0.0 | 0 | 0.0 | 5 | 0/0 | 87.5 | | |
| Packers | 18 | 5.7 | 5 | 1.6 | 83t | 31/229 | 102.1 | | |
| Opponents | 28 | 7.2 | 65t | 47/357 | 46.1 | | | | |

COMMUNITY
ADMIN. & COACHES
VETERANS
DRAFT & FREE AGENTS
2016 REVIEW
1966

LAMBEAU FIELD
MISC.

1967 9-4-1, .692, FIRST, NFL CENTRAL

| Head Coach: | Vince Lombardi | GB | Opp | Attend | Site | Starting QB | Temp | |
|-------------|--------------------------|----|-----|--------|--------|--------------|---------|----|
| S 17 | Detroit Lions (GB) | T | 17 | 50,861 | LF | B.Starr | 78 | |
| S 24 | Chicago Bears (GB) | W | 13 | 50,861 | LF | B.Starr | 58 | |
| O 1 | Atlanta Falcons (Milw) | W | 23 | 49,467 | CoS | B.Starr | 69 | |
| O 8 | @ Detroit Lions | W | 27 | 57,877 | TgS | Z.Bratkowski | 58 | |
| O 15 | Minnesota Vikings (Milw) | L | 7 | 49,601 | CoS | Z.Bratkowski | 58 | |
| O 22 | @ New York Giants | W | 48 | 62,585 | YS | B.Starr | 58 | |
| O 30 | @ St. Louis Cardinals | W | 31 | 49,792 | BuS | B.Starr | 54 | |
| N 5 | @ Baltimore Colts | L | 10 | 60,238 | BMS | B.Starr | 44 | |
| N 12 | Cleveland Browns (Milw) | W | 55 | 50,074 | CoS | B.Starr | 42 | |
| N 19 | San Francisco 49ers (GB) | W | 13 | 0 | 50,861 | LF | B.Starr | 31 |
| N 26 | @ Chicago Bears | W | 17 | 47,513 | WF | B.Starr | 45 | |
| D 3 | @ Minnesota Vikings | W | 30 | 47,693 | Met | B.Starr | 43 | |
| D 9 | @ Los Angeles Rams | L | 24 | 76,637 | LAC | B.Starr | 64 | |
| D 17 | Pittsburgh Steelers (GB) | L | 17 | 24 | 50,861 | LF | B.Starr | 34 |

332 209 754,921

Home: 4-2-1 (352,586) Away: 5-2 (402,335)

Western Conference Championship

| | | | | | | | | |
|------|-------------------------|---|----|---|--------|-----|---------|----|
| D 23 | Los Angeles Rams (Milw) | W | 28 | 7 | 49,861 | CoS | B.Starr | 20 |
|------|-------------------------|---|----|---|--------|-----|---------|----|

NFL Championship

| | | | | | | | | |
|------|---------------------|---|----|----|--------|----|---------|-----|
| D 31 | Dallas Cowboys (GB) | W | 21 | 17 | 50,861 | LF | B.Starr | -13 |
|------|---------------------|---|----|----|--------|----|---------|-----|

AFL-NFL World Championship (Super Bowl II)

| | | | | | | | | |
|------|---------------------------|---|----|----|--------|----|---------|----|
| J 14 | Oakland Raiders (@ Miami) | W | 33 | 14 | 75,546 | OB | B.Starr | 68 |
|------|---------------------------|---|----|----|--------|----|---------|----|

| | GB | Opp | Rushing | No | Yds | Avg | Long | TD |
|--------------------------|-----|-----|-----------|-----|-----|-----|------|----|
| Total First Downs | 243 | 183 | Grabowski | 120 | 466 | 3.9 | 24 | 2 |
| Rushing | 115 | 98 | Wilson | 103 | 453 | 4.4 | 40 | 2 |
| Passing | 112 | 78 | Anderson | 97 | 402 | 4.1 | 40 | 6 |
| Penalty | 16 | 7 | Pitts | 77 | 247 | 3.2 | 30 | 6 |

| | GB | Opp | Rushing | No | Yds | Avg | Long | TD |
|------------------------|-------|-------|-----------|----|-----|-----|------|----|
| Total Net Yards | 4279 | 3300 | *Williams | 35 | 188 | 5.4 | 37 | 1 |
| Avg. Per Game | 305.6 | 235.7 | Starr | 21 | 90 | 4.3 | 23 | 0 |
| Total Plays | 846 | 809 | Mercein | 14 | 56 | 4.0 | 15 | 1 |
| Avg. Per Play | 5.1 | 4.1 | Dale | 1 | 9 | 9.0 | 9 | 0 |

| | GB | Opp | Rushing | No | Yds | Avg | Long | TD |
|--------------------------|-------|-------|------------------|------------|-------------|------------|------------|-----------|
| Net Yards Rushing | 1915 | 1923 | Bratkowski | 5 | 6 | 1.2 | 4 | 0 |
| Avg. Per Game | 136.8 | 137.4 | Horn | 1 | -2 | -2.0 | -2 | 0 |
| Total Rushes | 474 | 443 | Packers | 474 | 1915 | 4.0 | 40 | 18 |
| Net Yards Passing | 2364 | 1377 | Opponents | 443 | 1923 | 4.3 | 59t | 7 |

| | GB | Opp | Rushing | No | Yds | Avg | Long | TD |
|------------------|---------|---------|-------------------|---------|---------|-----|------|----|
| Avg. Per Game | 168.9 | 98.4 | Sacked/Yards Lost | 41/394 | 29/267 | | | |
| Gross Yards | 2758 | 1644 | Gross Yards | 2758 | 1644 | | | |
| Att./Completions | 331/182 | 337/155 | Att./Completions | 331/182 | 337/155 | | | |
| Completion Pct. | 55.0 | 46.0 | Completion Pct. | 55.0 | 46.0 | | | |
| Had Intercepted | 27 | 26 | Had Intercepted | 27 | 26 | | | |

| | GB | Opp | Rushing | No | Yds | Avg | Long | TD |
|----------------------|---------|---------|-------------------|---------|---------|-----|------|----|
| Punts/Average | 66/36.5 | 75/41.6 | Net Punting Avg. | 66/35.9 | 75/38.4 | | | |
| Net Punting Avg. | 66/35.9 | 75/38.4 | Penalties/Yards | 48/541 | 55/482 | | | |
| Penalties/Yards | 48/541 | 55/482 | Fumbles/Ball Lost | 19/10 | 23/14 | | | |
| Fumbles/Ball Lost | 19/10 | 23/14 | Touchdowns | 39 | 24 | | | |
| Touchdowns | 39 | 24 | Rushing | 18 | 7 | | | |
| Rushing | 18 | 7 | Passing | 15 | 13 | | | |
| Passing | 15 | 13 | Returns | 6 | 4 | | | |
| Returns | 6 | 4 | | | | | | |

| | GB | Opp | Rushing | No | Yds | Avg | Long | TD |
|-------------------|----|-----|---------|-----|-----|-----|------|----|
| By Quarter | Q1 | Q2 | Q3 | Q4 | OT | Pts | | |
| Packers | 76 | 93 | 53 | 110 | 0 | 332 | | |
| Opponents | 40 | 69 | 30 | 70 | 0 | 209 | | |

| | GB | Opp | Rushing | No | Yds | Avg | Long | TD |
|------------------|------------|-------------|-------------|------------|-----------|------|------|----|
| Receiving | | | Dowler | 54 | 836 | 15.5 | 57t | 4 |
| Dowler | 54 | 836 | 15.5 | 57t | 4 | | | |
| Dale | 35 | 738 | 21.1 | 86t | 5 | | | |
| Dale | 35 | 738 | 21.1 | 86t | 5 | | | |
| Anderson | 22 | 331 | 15.0 | 37 | 3 | | | |
| Anderson | 22 | 331 | 15.0 | 37 | 3 | | | |
| Pitts | 15 | 210 | 14.0 | 84 | 0 | | | |
| Pitts | 15 | 210 | 14.0 | 84 | 0 | | | |
| Wilson | 14 | 88 | 6.3 | 21 | 0 | | | |
| Wilson | 14 | 88 | 6.3 | 21 | 0 | | | |
| Grabowski | 12 | 171 | 14.3 | 53 | 1 | | | |
| Grabowski | 12 | 171 | 14.3 | 53 | 1 | | | |
| Fleming | 10 | 126 | 12.6 | 19 | 1 | | | |
| Fleming | 10 | 126 | 12.6 | 19 | 1 | | | |
| Long | 8 | 96 | 12.0 | 21 | 0 | | | |
| Long | 8 | 96 | 12.0 | 21 | 0 | | | |
| *Williams | 5 | 80 | 16.0 | 29t | 1 | | | |
| *Williams | 5 | 80 | 16.0 | 29t | 1 | | | |
| A.Brown | 3 | 43 | 14.3 | 17 | 0 | | | |
| A.Brown | 3 | 43 | 14.3 | 17 | 0 | | | |
| McGee | 3 | 33 | 11.0 | 13 | 0 | | | |
| McGee | 3 | 33 | 11.0 | 13 | 0 | | | |
| Mercein | 1 | 6 | 6.0 | 6 | 0 | | | |
| Mercein | 1 | 6 | 6.0 | 6 | 0 | | | |
| Packers | 182 | 2758 | 15.2 | 86t | 15 | | | |
| Opponents | 155 | 1644 | 10.6 | 49t | 13 | | | |

| | GB | Opp | Rushing | No | Yds | Avg | Long | TD |
|------------------|------------|-------------|-------------|------------|-----------|------|------|----|
| Returning | | | Dowler | 54 | 836 | 15.5 | 57t | 4 |
| Dowler | 54 | 836 | 15.5 | 57t | 4 | | | |
| Dale | 35 | 738 | 21.1 | 86t | 5 | | | |
| Dale | 35 | 738 | 21.1 | 86t | 5 | | | |
| Anderson | 22 | 331 | 15.0 | 37 | 3 | | | |
| Anderson | 22 | 331 | 15.0 | 37 | 3 | | | |
| Pitts | 15 | 210 | 14.0 | 84 | 0 | | | |
| Pitts | 15 | 210 | 14.0 | 84 | 0 | | | |
| Wilson | 14 | 88 | 6.3 | 21 | 0 | | | |
| Wilson | 14 | 88 | 6.3 | 21 | 0 | | | |
| Grabowski | 12 | 171 | 14.3 | 53 | 1 | | | |
| Grabowski | 12 | 171 | 14.3 | 53 | 1 | | | |
| Fleming | 10 | 126 | 12.6 | 19 | 1 | | | |
| Fleming | 10 | 126 | 12.6 | 19 | 1 | | | |
| Long | 8 | 96 | 12.0 | 21 | 0 | | | |
| Long | 8 | 96 | 12.0 | 21 | 0 | | | |
| *Williams | 5 | 80 | 16.0 | 29t | 1 | | | |
| *Williams | 5 | 80 | 16.0 | 29t | 1 | | | |
| A.Brown | 3 | 43 | 14.3 | 17 | 0 | | | |
| A.Brown | 3 | 43 | 14.3 | 17 | 0 | | | |
| McGee | 3 | 33 | 11.0 | 13 | 0 | | | |
| McGee | 3 | 33 | 11.0 | 13 | 0 | | | |
| Mercein | 1 | 6 | 6.0 | 6 | 0 | | | |
| Mercein | 1 | 6 | 6.0 | 6 | 0 | | | |
| Packers | 182 | 2758 | 15.2 | 86t | 15 | | | |
| Opponents | 155 | 1644 | 10.6 | 49t | 13 | | | |

| | GB | Opp | Rushing | No | Yds | Avg | Long | TD |
|------------------|------------|-------------|-------------|------------|-----------|------|------|----|
| Receiving | | | Dowler | 54 | 836 | 15.5 | 57t | 4 |
| Dowler | 54 | 836 | 15.5 | 57t | 4 | | | |
| Dale | 35 | 738 | 21.1 | 86t | 5 | | | |
| Dale | 35 | 738 | 21.1 | 86t | 5 | | | |
| Anderson | 22 | 331 | 15.0 | 37 | 3 | | | |
| Anderson | 22 | 331 | 15.0 | 37 | 3 | | | |
| Pitts | 15 | 210 | 14.0 | 84 | 0 | | | |
| Pitts | 15 | 210 | 14.0 | 84 | 0 | | | |
| Wilson | 14 | 88 | 6.3 | 21 | 0 | | | |
| Wilson | 14 | 88 | 6.3 | 21 | 0 | | | |
| Grabowski | 12 | 171 | 14.3 | 53 | 1 | | | |
| Grabowski | 12 | 171 | 14.3 | 53 | 1 | | | |
| Fleming | 10 | 126 | 12.6 | 19 | 1 | | | |
| Fleming | 10 | 126 | 12.6 | 19 | 1 | | | |
| Long | 8 | 96 | 12.0 | 21 | 0 | | | |
| Long | 8 | 96 | 12.0 | 21 | 0 | | | |
| *Williams | 5 | 80 | 16.0 | 29t | 1 | | | |
| *Williams | 5 | 80 | 16.0 | 29t | 1 | | | |
| A.Brown | 3 | 43 | 14.3 | 17 | 0 | | | |
| A.Brown | 3 | 43 | 14.3 | 17 | 0 | | | |
| McGee | 3 | 33 | 11.0 | 13 | 0 | | | |
| McGee | 3 | 33 | 11.0 | 13 | 0 | | | |
| Mercein | 1 | 6 | 6.0 | 6 | 0 | | | |
| Mercein | 1 | 6 | 6.0 | 6 | 0 | | | |
| Packers | 182 | 2758 | 15.2 | 86t | 15 | | | |
| Opponents | 155 | 1644 | 10.6 | 49t | 13 | | | |

| | GB | Opp | Rushing | No | Yds | Avg | Long | TD |
|------------------|----|-----|---------|-----|-----|------|------|----|
| Returning | | | Dowler | 54 | 836 | 15.5 | 57t | 4 |
| Dowler | 54 | 836 | 15.5 | 57t | 4 | | | |
| Dale | 35 | 738 | 21.1 | 86t | 5 | | | |
| Dale | 35 | 738 | 21.1 | 86t | 5 | | | |
| Anderson | 22 | 331 | 15.0 | 37 | 3 | | | |
| Anderson | 22 | 331 | 15.0 | 37 | 3 | | | |
| Pitts | 15 | 210 | 14.0 | 84 | 0 | | | |
| Pitts | 15 | 210 | 14.0 | 84 | 0 | | | |
| Wilson | 14 | 88 | 6.3 | 21 | 0 | | | |
| Wilson | 14 | 88 | 6.3 | 21 | 0 | | | |
| Grabowski | 12 | 171 | 14.3 | 53 | 1 | | | |
| Grabowski | 12 | 171 | 14.3 | 53 | 1 | | | |
| Fleming | 10 | 126 | 12.6 | 19 | 1 | | | |
| Fleming | 10 | 126 | 12.6 | 19 | 1 | | | |
| Long | 8 | 96 | 12.0 | 21 | 0 | | | |
| Long | 8 | 96 | 12.0 | 21 | 0 | | | |
| *Williams | 5 | 80 | 16.0 | 29t | 1 | | | |
| *Williams | 5 | 80 | 16.0 | 29t | 1</ | | | |

| Head Coach: | Phil Bengtson | GB | Opp | Attend | Site | Starting QB | Temp |
|----------------------------|---------------------------|------------------------------|-----|--------|--------|-------------|-----------------|
| S 15 | Philadelphia Eagles (GB) | W | 30 | 13 | 50,861 | LF | B.Starr 80 |
| S 22 | Minnesota Vikings (Milw) | L | 13 | 26 | 49,346 | CoS | B.Starr 75 |
| S 29 | Detroit Lions (GB) | L | 17 | 23 | 50,861 | LF | B.Starr 65 |
| O 6 | @ Atlanta Falcons | W | 38 | 7 | 58,500 | FCS | B.Starr 60 |
| O 13 | Los Angeles Rams (Milw) | L | 14 | 16 | 49,646 | CoS | Z.Bratkowski 74 |
| O 20 | @ Detroit Lions | T | 14 | 14 | 57,302 | TgS | Z.Bratkowski 58 |
| O 28 | @ Dallas Cowboys | W | 28 | 17 | 74,604 | CB | B.Starr 60 |
| N 3 | Chicago Bears (GB) | L | 10 | 13 | 50,861 | LF | B.Starr 50 |
| N 10 | @ Minnesota Vikings | L | 10 | 14 | 47,644 | Met | B.Starr 36 |
| N 17 | New Orleans Saints (Milw) | W | 29 | 7 | 49,644 | CoS | B.Starr 41 |
| N 24 | @ Washington Redskins | W | 27 | 7 | 50,621 | RFK | Z.Bratkowski 63 |
| D 1 | @ San Francisco 49ers | L | 20 | 27 | 47,218 | KS | B.Starr |
| D 7 | Baltimore Colts (GB) | L | 3 | 16 | 50,861 | LF | Z.Bratkowski 28 |
| D 15 | @ Chicago Bears | W | 28 | 27 | 46,435 | WF | Z.Bratkowski 27 |
| | | | | 281 | 227 | 734,754 | |
| Home: 2-5 (352,080) | | Away: 4-2-1 (382,674) | | | | | |

| | GB | Opp | | | | |
|--------------------------------|-----------|-----------|-----------|-----------|-----------|------------|
| Total First Downs | 240 | 213 | | | | |
| Rushing..... | 96 | 105 | | | | |
| Passing..... | 130 | 92 | | | | |
| Penalty..... | 14 | 16 | | | | |
| Total Net Yards | 4024 | 3596 | | | | |
| Avg. Per Game..... | 287.4 | 256.9 | | | | |
| Total Plays..... | 809 | 831 | | | | |
| Avg. Per Play..... | 5.0 | 4.3 | | | | |
| Net Yards Rushing | 1749 | 1800 | | | | |
| Avg. Per Game..... | 124.9 | 128.6 | | | | |
| Total Rushes..... | 450 | 476 | | | | |
| Net Yards Passing | 2275 | 1796 | | | | |
| Avg. Per Game..... | 162.5 | 128.3 | | | | |
| Sacked/Yards Lost..... | 41/376 | 28/235 | | | | |
| Gross Yards..... | 2651 | 2031 | | | | |
| Att./Completions..... | 318/188 | 327/157 | | | | |
| Completion Pct..... | 59.1 | 48.0 | | | | |
| Had Intercepted..... | 15 | 17 | | | | |
| Punts/Average | 59/40.0 | 77/39.6 | | | | |
| Net Punting Avg..... | 59/37.8 | 77/34.9 | | | | |
| Penalties/Yards | 64/653 | 60/541 | | | | |
| Fumbles/Ball Lost | 31/18 | 28/17 | | | | |
| Touchdowns | 35 | 25 | | | | |
| Rushing..... | 12 | 11 | | | | |
| Passing..... | 21 | 14 | | | | |
| Returns..... | 2 | 0 | | | | |
| By Quarter | Q1 | Q2 | Q3 | Q4 | OT | Pts |
| Packers | 68 | 61 | 95 | 57 | 0 | 281 |
| Opponents | 55 | 69 | 40 | 63 | 0 | 227 |

Primary Starters

| | | | |
|----|--------------|-----|-------------|
| E | B.Dowler | LE | W.Davis |
| LT | B.Skoronski | LT | R.Kostelnik |
| LG | G.Gillingham | RT | H.Jordan |
| C | K.Bowman | RE | L.Aldridge |
| RG | J.Kramer | LLB | D.Robinson |
| RT | F.Gregg | MLB | R.Nitschke |
| TE | M.Fleming | RLB | L.Caffey |
| FL | C.Dale | LCB | H.Adderley |
| QB | B.Starr | RCB | B.Jeter |
| HB | D.Anderson | SS | T.Brown |
| HB | J.Grabowski | FS | W.Wood |

| | GB | Opp | Rushing | No | Yds | Avg | Long | TD |
|--------------------------------|-------|-------|------------------------|------------|-------------|------------|-----------|-----------|
| Total First Downs | 240 | 213 | Anderson | 170 | 761 | 4.5 | 42 | 5 |
| Rushing..... | 96 | 105 | Grabowski | 135 | 518 | 3.8 | 25 | 3 |
| Passing..... | 130 | 92 | Pitts | 72 | 264 | 3.7 | 14 | 2 |
| Penalty..... | 14 | 16 | Williams | 33 | 63 | 1.9 | 9 | 0 |
| Total Net Yards | 4024 | 3596 | Starr | 11 | 62 | 5.6 | 15 | 1 |
| Avg. Per Game..... | 287.4 | 256.9 | Mercein | 17 | 49 | 2.9 | 8 | 1 |
| Total Plays..... | 809 | 831 | Bratkowski | 8 | 24 | 3.0 | 13 | 0 |
| Avg. Per Play..... | 5.0 | 4.3 | James | 1 | 15 | 15.0 | 15 | 0 |
| Net Yards Rushing | 1749 | 1800 | Horn | 3 | -7 | -2.3 | 1 | 0 |
| Avg. Per Game..... | 124.9 | 128.6 | Packers | 450 | 1749 | 3.9 | 42 | 12 |
| Total Rushes..... | 450 | 476 | Opponents | 476 | 1800 | 3.8 | 63 | 11 |
| Net Yards Passing | 2275 | 1796 | | | | | | |

| NFL Central | W | L | T | Pct | Pts | OP |
|------------------|----------|----------|----------|-------------|------------|------------|
| Minnesota | 8 | 6 | 0 | .571 | 282 | 242 |
| Chicago | 7 | 7 | 0 | .500 | 250 | 333 |
| Green Bay | 6 | 7 | 1 | .462 | 281 | 227 |
| Detroit | 4 | 8 | 2 | .333 | 207 | 241 |

| | GB | Opp | Receiving | No | Yds | Avg | Long | TD |
|------------------------|------------|-------------|-------------|------------|-----------|-----|------|----|
| Dowler | 45 | 668 | 14.8 | 72t | 6 | | | |
| Dale | 42 | 818 | 19.5 | 63t | 8 | | | |
| Anderson | 25 | 333 | 13.3 | 47t | 1 | | | |
| Fleming | 25 | 278 | 11.1 | 32t | 3 | | | |
| Grabowski | 18 | 210 | 11.7 | 67t | 1 | | | |
| Pitts | 17 | 142 | 8.4 | 19 | 0 | | | |
| James | 8 | 148 | 18.5 | 24 | 2 | | | |
| Williams | 5 | 48 | 9.6 | 17 | 0 | | | |
| Mercein | 3 | 6 | 2.0 | 9 | 0 | | | |
| Packers | 188 | 2651 | 14.1 | 72t | 21 | | | |
| Opponents | 157 | 2031 | 12.9 | 60t | 14 | | | |

* - rookie

| Scoring | TD | Ru | Pa | Rt | PAT | FG | S | Pts |
|------------------|-----------|-----------|-----------|----------|--------------|--------------|----------|------------|
| Dale | 8 | 0 | 8 | 0 | | | | 48 |
| Anderson | 6 | 5 | 1 | 0 | | | | 36 |
| Dowler | 6 | 0 | 6 | 0 | | | | 36 |
| Mercer | 0 | 0 | 0 | 0 | 12/14 | 7/12 | 0 | 33 |
| Grabowski | 4 | 3 | 1 | 0 | | | | 24 |
| Kramer | 0 | 0 | 0 | 0 | 9/10 | 4/9 | 0 | 21 |
| Mercein | 1 | 1 | 0 | 0 | 7/7 | 2/5 | 0 | 19 |
| Fleming | 3 | 0 | 3 | 0 | | | | 18 |
| T.Brown | 2 | 0 | 2 | 0 | | | | 12 |
| James | 2 | 0 | 2 | 0 | | | | 12 |
| Pitts | 2 | 2 | 0 | 0 | | | | 12 |
| Starr | 1 | 1 | 0 | 0 | | | | 6 |
| *Mann | 0 | 0 | 0 | 0 | 4/4 | 0/3 | 0 | 4 |
| Packers | 35 | 12 | 21 | 2 | 32/35 | 13/29 | 0 | 281 |
| Opponents | 25 | 11 | 14 | 0 | 24/25 | 17/26 | 1 | 227 |

| Field Goals | 1-19 | 20-29 | 30-39 | 40-49 | 50+ |
|-------------------|--|-------------|------------|------------|------------|
| Mercer | 0/0 | 2/4 | 2/3 | 3/5 | 0/0 |
| Kramer | 1/1 | 1/3 | 2/3 | 0/1 | 0/1 |
| Mercein | 1/1 | 1/2 | 0/0 | 0/2 | 0/0 |
| *Mann | 0/0 | 0/1 | 1/1 | 0/1 | 0/0 |
| Packers | 2/2 | 4/10 | 4/7 | 3/9 | 0/1 |
| Opponents | .7/8 | 6/7 | 3/4 | 1/7 | 0/0 |
| Mercer: | (0)(0)(0)(0)(0)(24N,32G)(30B,35G)(27B,29G,27G)(44G,44G)(45G)(41N,44B) | | | | |
| Kramer: | (17G,22G,35G)(21N,52N,38G)(20N,34N,41N)(0)(0)(0)(0)(0)(0) | | | | |
| Mercein: | (0)(0)(45N,21G)(0)(40N)(0)(22N,19G)(0)(0)(0)(0) | | | | |
| Mann: | (0)(0)(0)(0)(37N)(29N,44N)(0)(0)(0)(0) | | | | |
| Opponents: | (27G,17G)(27G,17G)(49N,29G)(40N,30G)(19N,22G,26G,27G)(16G,47N)(29B,10G,43G)(34N)(0)(42N,46N,37G,13G)(47N,37G,15G,15G)(14G,26G) | | | | |

| Interceptions | No | Yds | Avg | Long | TD | | |
|------------------|-----------|-------------|-------------|-----------|-----------|-----------|----------|
| T.Brown | 4 | 66 | 16.5 | 25 | 0 | | |
| Jeter | 3 | 35 | 11.7 | 29 | 0 | | |
| Adderley | 3 | 27 | 9.0 | 17 | 0 | | |
| Wood | 2 | 54 | 27.0 | 35 | 0 | | |
| Nitschke | 2 | 20 | 10.0 | 11 | 0 | | |
| Robinson | 2 | 18 | 9.0 | 18 | 0 | | |
| Hart | 1 | 24 | 24.0 | 24 | 0 | | |
| Packers | 17 | 244 | 14.4 | 35 | 0 | | |
| Opponents | 15 | 150 | 10.0 | 36 | 0 | | |
| Punting | No | Yds | Avg | TB | In | Lg | B |
| Anderson | 59 | 2359 | 40.0 | 3 | - | 65 | 0 |
| Packers | 59 | 2359 | 40.0 | 3 | - | 65 | 0 |
| Opponents | 77 | 3049 | 39.6 | 6 | - | 62 | 0 |

| Punt Returns | Ret | FC | Yds | Avg | Long | TD |
|------------------|-----------|-----------|------------|------------|------------|----------|
| Wood | 26 | 11 | 126 | 4.8 | 16 | 0 |
| T.Brown | 16 | 5 | 111 | 6.9 | 52t | 1 |
| Pitts | 1 | 1 | 1.0 | 1.0 | 1 | 0 |
| Packers | 43 | 17 | 238 | 5.5 | 52t | 1 |
| Opponents | 19 | 20 | 66 | 3.5 | 16 | 0 |

| Kickoff Returns | No | Yds | Avg | Long | TD |
|------------------|-----------|-------------|-------------|-----------|----------|
| Williams | 28 | 599 | 21.4 | 60 | 0 |
| Adderley | 14 | 331 | 23.6 | 50 | 0 |
| Pitts | 2 | 20 | 10.0 | 27 | 0 |
| Robinson | 2 | 29 | 14.5 | 19 | 0 |
| Vandersea | 1 | 8 | 8.0 | 8 | 0 |
| *Winkler | 1 | 0 | 0.0 | 0 | 0 |
| Packers | 48 | 1007 | 21.0 | 60 | 0 |
| Opponents | 56 | 1211 | 21.6 | 46 | 0 |

| Passing | Att | Cmp | Yds | Cmp% | Yds/Att | TD | TD% | Int | Int% | LG | Sck/Yds | Rtng |
|------------------|------------|------------|-------------|-------------|-------------|-----------|------------|-----------|------------|------------|---------------|-------------|
| Starr | 171 | 109 | 1617 | 63.7 | 9.46 | 15 | 8.8 | 8 | 4.7 | 63t | 29/261 | 104.3 |
| Bratkowski | 126 | 68 | 835 | 54.0 | 6.63 | 3 | 2.4 | 7 | 5.6 | 72t | 11/107 | 59.5 |
| Horn | 16 | 10 | 187 | 62.5 | 11.69 | 2 | 12.5 | 0 | 0.0 | 67t | 1/8 | 142.4 |
| Anderson | 3 | 1 | 12 | 33.3 | 4.00 | 1 | 33.3 | 0 | 0.0 | 12t | 0/0 | 86.1 |
| *Stevens | 2 | 0 | 0 | 0.0 | 0.00 | 0 | 0.0 | 0 | 0.0 | 0 | 0/0 | 39.6 |
| Packers | 318 | 188 | 2651 | 59.1 | 8.34 | 21 | 6.6 | 15 | 4.7 | 72t | 41/376 | 88.4 |
| Opponents | 327 | 157 | 2031 | 48.0 | 6.21 | 14 | 4.3 | 17 | 5.2 | 60t | 28/235 | 60.6 |

6-8-0, .429, THIRD, NFC CENTRAL 1970

| Head Coach: | GB | Opp | Attend | Site | Starting QB | Temp | |
|---|----|-----|--------|--------|-------------|---------|----|
| S 20 Detroit Lions (GB)..... | L | 0 | 40 | 56,263 | LF | B.Starr | 79 |
| S 27 Atlanta Falcons (GB)..... | W | 27 | 24 | 56,263 | LF | B.Starr | 55 |
| O 4 Minnesota Vikings (Milw)... | W | 13 | 10 | 47,967 | CoS | B.Starr | 59 |
| O 12 @ San Diego Chargers..... | W | 22 | 20 | 53,064 | SDS | B.Starr | 68 |
| O 18 Los Angeles Rams (GB)..... | L | 21 | 31 | 56,263 | LF | B.Starr | 59 |
| O 25 Philadelphia Eagles (Milw)... | W | 30 | 17 | 48,022 | CoS | B.Starr | 60 |
| N 1 @ San Francisco 49ers..... | L | 10 | 26 | 59,335 | KS | B.Starr | 68 |
| N 9 Baltimore Colts (Milw)..... | L | 10 | 13 | 48,063 | CoS | D.Horn | 52 |
| N 15 Chicago Bears (GB)..... | W | 20 | 19 | 56,263 | LF | B.Starr | 30 |
| N 22 @ Minnesota Vikings..... | L | 3 | 10 | 47,900 | Met | B.Starr | 16 |
| N 26 @ Dallas Cowboys..... | L | 3 | 16 | 67,182 | CB | B.Starr | 77 |
| D 6 @ Pittsburgh Steelers..... | W | 20 | 12 | 46,418 | TRS | B.Starr | 20 |
| D 13 @ Chicago Bears..... | L | 17 | 35 | 44,957 | WF | B.Starr | 32 |
| D 20 @ Detroit Lions..... | L | 0 | 20 | 57,387 | TgS | B.Starr | 27 |
| 196 293 745,347 | | | | | | | |
| Home: 4-3 (369,104) Away: 2-5 (376,243) | | | | | | | |

| | GB | Opp | | | | |
|--------------------------------|-----------|-----------|-----------|-----------|-----------|------------|
| Total First Downs | 194 | 202 | | | | |
| Rushing..... | 69 | 88 | | | | |
| Passing..... | 110 | 102 | | | | |
| Penalty..... | 15 | 12 | | | | |
| Third Downs | 65/206 | 59/193 | | | | |
| Efficiency..... | 31.6 | 30.6 | | | | |
| Fourth Downs | 0/2 | 2/4 | | | | |
| Efficiency..... | 0.0 | 5.0 | | | | |
| Total Net Yards | 3409 | 4055 | | | | |
| Avg. Per Game..... | 243.5 | 289.6 | | | | |
| Total Plays..... | 847 | 854 | | | | |
| Avg. Per Play..... | 4.0 | 4.7 | | | | |
| Net Yards Rushing | 1595 | 1829 | | | | |
| Avg. Per Game..... | 113.9 | 130.6 | | | | |
| Total Rushes..... | 453 | 453 | | | | |
| Net Yards Passing | 1814 | 2226 | | | | |
| Avg. Per Game..... | 129.6 | 159.0 | | | | |
| Sacked/Yards Lost..... | 43/382 | 32/270 | | | | |
| Gross Yards..... | 2196 | 2496 | | | | |
| Att./Completions..... | 351/177 | 369/177 | | | | |
| Completion Pct..... | 50.4 | 48.0 | | | | |
| Had Intercepted..... | 24 | 20 | | | | |
| Punts/Average | 87/40.2 | 71/40.1 | | | | |
| Net Punting Avg..... | 87/35.0 | 71/35.9 | | | | |
| Penalties/Yards | 76/691 | 63/686 | | | | |
| Fumbles/Ball Lost | 34/17 | 29/17 | | | | |
| Touchdowns | 22 | 30 | | | | |
| Rushing..... | 8 | 14 | | | | |
| Passing..... | 11 | 13 | | | | |
| Returns..... | 3 | 3 | | | | |
| By Quarter | Q1 | Q2 | Q3 | Q4 | OT | Pts |
| Packers | 51 | 47 | 29 | 69 | 0 | 196 |
| Opponents | 47 | 49 | 73 | 124 | 0 | 293 |

| Primary Starters | | | | | |
|------------------|--------------|-----|------------|--|--|
| WR | C.Dale | LE | B.Brown | | |
| LT | F.Pey | | C.Williams | | |
| LG | B.Lueck | LT | B.Brown | | |
| | M.Walker | | R.Moore | | |
| C | K.Bowman | RT | *M.P.McCoy | | |
| RG | G.Gillingham | RE | L.Aldridge | | |
| RT | D.Himes | LLB | *J.Carter | | |
| TE | J.Hilton | | D.Robinson | | |
| WR | J.Clancy | MLB | R.Nitschke | | |
| | T.Williams | RLB | F.Carr | | |
| QB | B.Starr | LCB | *K.Ellis | | |
| RB | D.Anderson | RCB | B.Jeter | | |
| HB | J.Grabowski | SS | D.Hart | | |
| | | FS | W.Wood | | |

| | Rushing | No | Yds | Avg | Long | TD |
|-----------------------|------------|-------------|------------|-----------|-----------|-----------|
| Anderson..... | 222 | 853 | 3.8 | 54 | 5 | 0 |
| T.Williams..... | 74 | 276 | 3.7 | 37 | 1 | 0 |
| Grabowski..... | 67 | 210 | 3.1 | 17 | 1 | 0 |
| Hampton..... | 48 | 115 | 2.4 | 14 | 0 | 0 |
| Starr..... | 12 | 62 | 5.2 | 15 | 1 | 0 |
| P.Williams..... | 17 | 44 | 2.6 | 4 | 0 | 0 |
| *Krause..... | 2 | 13 | 6.5 | 12 | 0 | 0 |
| Dale..... | 2 | 9 | 4.5 | 8 | 0 | 0 |
| *Patrick..... | 2 | 5 | 2.5 | 3 | 0 | 0 |
| Horn..... | 5 | 4 | 0.8 | 4 | 0 | 0 |
| *McGeorge..... | 1 | 3 | 3.0 | 3 | 0 | 0 |
| Livingston..... | 1 | 1 | 1.0 | 1 | 0 | 0 |
| Packers..... | 453 | 1595 | 3.5 | 54 | 8 | 14 |
| Opponents..... | 453 | 1829 | 4.0 | 76 | 14 | 14 |

| NFC Central | W | L | T | Pct | Pts | OP |
|-----------------------|----------|----------|----------|-------------|------------|------------|
| Minnesota..... | 12 | 2 | 0 | .857 | 335 | 143 |
| Detroit..... | 10 | 4 | 0 | .714 | 347 | 202 |
| Green Bay..... | 6 | 8 | 0 | .429 | 196 | 293 |
| Chicago..... | 6 | 8 | 0 | .429 | 256 | 261 |

| | Receiving | No | Yds | Avg | Long | TD |
|-----------------------|------------|-------------|-------------|------------|-----------|-----------|
| Dale..... | 49 | 814 | 16.6 | 89t | 2 | 0 |
| Anderson..... | 36 | 414 | 11.5 | 34 | 4 | 0 |
| Hilton..... | 25 | 350 | 14.0 | 65t | 4 | 0 |
| Grabowski..... | 19 | 83 | 4.4 | 19 | 2 | 0 |
| Clancy..... | 16 | 244 | 15.3 | 33t | 2 | 0 |
| T.Williams..... | 12 | 127 | 10.6 | 55t | 1 | 0 |
| Hampton..... | 7 | 23 | 3.3 | 12 | 0 | 0 |
| Spilis..... | 6 | 76 | 12.7 | 18 | 0 | 0 |
| P.Williams..... | 3 | 11 | 3.7 | 6 | 0 | 0 |
| *McGeorge..... | 2 | 32 | 16.0 | 16t | 2 | 0 |
| *Krause..... | 2 | 22 | 11.0 | 11 | 0 | 0 |
| Packers..... | 177 | 2196 | 12.4 | 89t | 11 | 13 |
| Opponents..... | 177 | 2496 | 14.1 | 87t | 13 | 13 |

* — rookie

| Passing | Att | Cmp | Yds | Cmp% | Yds/Att | TD | TD% | Int | Int% | LG | Sck/Yds | Rtng |
|-----------------------|------------|------------|-------------|-------------|-------------|-----------|------------|-----------|------------|------------|---------------|-------------|
| Starr..... | 255 | 140 | 1645 | 54.9 | 6.45 | 8 | 3.1 | 13 | 5.1 | 65t | 29/252 | 63.9 |
| Horn..... | 76 | 28 | 428 | 36.8 | 5.63 | 2 | 2.6 | 10 | 13.2 | 89t | 6/59 | 25.4 |
| *Patrick..... | 14 | 6 | 59 | 42.9 | 4.21 | 0 | 0.0 | 1 | 7.1 | 16 | 6/55 | 25.6 |
| Norton..... | 5 | 3 | 64 | 60.0 | 12.80 | 1 | 20.0 | 0 | 0.0 | 29t | 2/16 | 143.8 |
| Anderson..... | 1 | 0 | 0 | 0.0 | 0.00 | 0 | 0.0 | 0 | 0.0 | 0 | 0/0 | 39.6 |
| Packers..... | 351 | 177 | 2196 | 50.4 | 6.26 | 11 | 3.1 | 24 | 6.8 | 89t | 43/382 | 52.1 |
| Opponents..... | 369 | 177 | 2496 | 48.0 | 6.76 | 13 | 3.5 | 20 | 5.4 | 87t | 32/270 | 59.4 |

| Scoring | TD | Ru | Pa | Pat | PAT | FG | S | P | S |
|-----------------------|-----------|-----------|-----------|----------|--------------|--------------|----------|------------|---|
| Livingston..... | 0 | 0 | 0 | 0 | 19/21 | 15/28 | 0 | 64 | |
| Anderson..... | 5 | 5 | 0 | 0 | 0 | 0 | 0 | 30 | |
| Hilton..... | 4 | 0 | 4 | 0 | 0 | 0 | 0 | 24 | |
| Clancy..... | 2 | 0 | 2 | 0 | 0 | 0 | 0 | 12 | |
| Dale..... | 2 | 0 | 2 | 0 | 0 | 0 | 0 | 12 | |
| *McGeorge..... | 2 | 0 | 2 | 0 | 0 | 0 | 0 | 12 | |
| T.Williams..... | 2 | 1 | 1 | 0 | 0 | 0 | 0 | 12 | |
| Grabowski..... | 1 | 1 | 0 | 0 | 0 | 0 | 0 | 6 | |
| Hampton..... | 1 | 0 | 1 | 0 | 0 | 0 | 0 | 6 | |
| Hart..... | 1 | 0 | 0 | 1 | 0 | 0 | 0 | 6 | |
| *Krause..... | 1 | 0 | 0 | 1 | 0 | 0 | 0 | 6 | |
| Starr..... | 1 | 1 | 0 | 0 | 0 | 0 | 0 | 6 | |
| Packers..... | 22 | 8 | 11 | 3 | 19/21 | 15/28 | 0 | 196 | |
| Opponents..... | 30 | 14 | 13 | 3 | 29/29 | 28/42 | 0 | 293 | |

| Field Goals | 1-19 | 20-29 | 30-39 | 40-49 | 50+ |
|--|--------------|-------------|------------|-------------|------------|
| Livingston..... | 5/6 | 6/11 | 3/7 | 1/4 | 0/0 |
| Packers..... | 5/6 | 6/11 | 3/7 | 1/4 | 0/0 |
| Opponents..... | 10/11 | 7/9 | 5/6 | 5/14 | 1/2 |
| Livingston: (1)(44B)(28G,33G)(29N,49N,16G,27G,14G)(28N)(44B,22G,32G,25G)(29B,9G)(39N,31B,20G)(17G,49G)(25N,12N,31N,26G)(19G)(36N)(32G)(25B) | | | | | |
| Opponents: (47N,22G,14G,43G,47G)(47N,46N,49B,19G)(49N,24G)(47N,16G,39G)(29N,36G)(19B,15G)(12G,24G,41G,36G)(30N,42G,29G)(43N,23G,38G,13G,31G)(29N,25G)(21G,12G,15G)(15G,45G)(44N)(43N,51B,50G,16G) | | | | | |

| Interceptions | No | Yds | Avg | Long | TD |
|-----------------------|-----------|------------|-------------|------------|----------|
| Wood..... | 7 | 110 | 15.7 | 24 | 1 |
| Hart..... | 3 | 114 | 38.0 | 76t | 0 |
| *Ellis..... | 3 | 69 | 23.0 | 60 | 0 |
| Jeter..... | 3 | 27 | 9.0 | 18 | 0 |
| Carr..... | 2 | 45 | 22.5 | 28 | 0 |
| Robinson..... | 2 | 33 | 16.5 | 20 | 0 |
| Packers..... | 20 | 398 | 19.9 | 76t | 1 |
| Opponents..... | 24 | 421 | 17.5 | 70 | 3 |

| Punting | No | Yds | Avg | TB | In | LG | B |
|-----------------------|-----------|-------------|-------------|-----------|----------|-----------|----------|
| Anderson..... | 81 | 3302 | 40.8 | 6 | - | 62 | 0 |
| Livingston..... | 6 | 199 | 33.2 | 0 | - | 52 | 0 |
| Packers..... | 87 | 3501 | 40.2 | 6 | - | 62 | 0 |
| Opponents..... | 71 | 2845 | 40.1 | 10 | - | 65 | 0 |

| Punt Returns | Ret | FC | Yds | Avg | Long | TD |
|-----------------------|-----------|-----------|------------|------------|-----------|----------|
| Wood..... | 11 | 18 | 58 | 5.3 | 12 | 0 |
| *Ellis..... | 7 | 0 | 27 | 3.9 | 8 | 0 |
| T.Williams..... | 4 | 2 | 20 | 5.0 | 11 | 0 |
| Harden..... | 2 | 0 | -7 | -3.5 | 0 | 0 |
| S.Williams..... | 1 | 0 | 0 | 0.0 | 0 | 0 |
| Packers..... | 25 | 20 | 98 | 3.9 | 12 | 0 |
| Opponents..... | 40 | 11 | 338 | 8.5 | 65 | 0 |

| Kickoff Returns | No | Yds | Avg | Long | TD |
|-----------------------|-----------|-------------|-------------|-------------|----------|
| *Ellis..... | 22 | 451 | 20.5 | 48 | 0 |
| *Krause..... | 18 | 513 | 28.5 | 100t | 1 |
| T.Williams..... | 10 | 203 | 20.3 | 28 | 0 |
| Hampton..... | 6 | 188 | 31.3 | 101t | 1 |
| *M.P.McCoy..... | 3 | 22 | 7.3 | 10 | 0 |
| Gregg..... | 2 | 21 | 10.5 | 16 | 0 |
| Himes..... | 1 | 4 | 4.0 | 4 | 0 |
| P.Williams..... | 1 | 20 | 20.0 | 20 | 0 |
| Packers..... | 63 | 1422 | 22.6 | 101t | 2 |
| Opponents..... | 36 | 888 | 24.7 | 82 | 0 |

COMMUNITY ADMIN. & COACHES VETERANS DRAFT & FREE AGENTS 2016 REVIEW 1970 LAMBEAU FIELD MISC.

1971 4-8-2, .333, FOURTH, NFC CENTRAL

| Head Coach: | Dan Devine | GB | Opp | Attend | Site | Starting QB | Temp |
|------------------------------|---------------------------|------------------------------|-----|--------|---------|-------------|-----------------|
| S 19 | New York Giants (GB) | L | 40 | 42 | 56,263 | LF | Z.Bratkowski 53 |
| S 26 | Denver Broncos (Milw) | W | 34 | 13 | 47,957 | CoS | S.Hunter 59 |
| O 3 | Cincinnati Bengals (GB) | W | 20 | 17 | 56,263 | LF | S.Hunter 68 |
| O 10 | @ Detroit Lions | L | 28 | 31 | 54,418 | TgS | S.Hunter 56 |
| O 17 | Minnesota Vikings (GB) | L | 13 | 24 | 56,263 | LF | S.Hunter 67 |
| O 24 | @ Los Angeles Rams | L | 13 | 30 | 75,351 | LAC | S.Hunter 61 |
| N 1 | Detroit Lions (Milw) | T | 14 | 14 | 47,961 | CoS | S.Hunter 49 |
| N 7 | @ Chicago Bears | W | 17 | 14 | 55,049 | SF | S.Hunter 31 |
| N 14 | @ Minnesota Vikings | L | 0 | 3 | 49,784 | Met | S.Hunter 49 |
| N 22 | @ Atlanta Falcons | L | 21 | 28 | 58,850 | FCS | S.Hunter 39 |
| N 28 | New Orleans Saints (Milw) | L | 21 | 29 | 48,035 | CoS | B.Starr 32 |
| D 5 | @ St. Louis Cardinals | T | 16 | 16 | 50,443 | Bus | B.Starr 44 |
| D 12 | Chicago Bears (GB) | W | 31 | 10 | 56,263 | LF | S.Hunter 23 |
| D 19 | @ Miami Dolphins | L | 6 | 27 | 76,812 | OB | B.Starr 75 |
| | | | 274 | 298 | 789,712 | | |
| Home: 3-3-1 (369,005) | | Away: 1-5-1 (420,707) | | | | | |

| Scoring | TD | Ru | Pa | Ret | PAT | FG | S | PTS |
|------------------|-----------|-----------|-----------|----------|--------------|--------------|----------|------------|
| Michaels | 0 | 0 | 0 | 0 | 19/20 | 8/14 | 0 | 43 |
| Anderson | 6 | 5 | 1 | 0 | | | 0 | 36 |
| *Brockington | 5 | 4 | 1 | 0 | | | 0 | 30 |
| Hampton | 5 | 3 | 1 | 1 | | | 0 | 30 |
| Webster | 0 | 0 | 0 | 0 | 8/8 | 6/11 | 0 | 26 |
| Dale | 4 | 0 | 4 | 0 | | | 0 | 24 |
| *Hunter | 4 | 4 | 0 | 0 | | | 0 | 24 |
| McGeorge | 4 | 0 | 4 | 0 | | | 0 | 24 |
| Hart | 1 | 0 | 0 | 1 | | | 1 | 8 |
| Bratkowski | 1 | 1 | 0 | 0 | | | 0 | 6 |
| Ellis | 1 | 0 | 0 | 1 | | | 0 | 6 |
| Spilis | 1 | 0 | 1 | 0 | | | 0 | 6 |
| Starr | 1 | 1 | 0 | 0 | | | 0 | 6 |
| Conway | 0 | 0 | 0 | 0 | 5/5 | 0/10 | 5 | 5 |
| Packers | 33 | 18 | 12 | 3 | 32/33 | 14/26 | 1 | 274 |
| Opponents | 34 | 7 | 21 | 6 | 32/33 | 20/37 | 1 | 298 |

| | GB | Opp |
|--------------------------|---------|---------|
| Total First Downs | 208 | 230 |
| Rushing | 115 | 104 |
| Passing | 87 | 110 |
| Penalty | 6 | 16 |
| Third Downs | 66/178 | 75/187 |
| Efficiency | 37.1 | 40.1 |
| Fourth Downs | 0/0 | 1/1 |
| Efficiency | 0.0 | 100.0 |
| Total Net Yards | 3914 | 4008 |
| Avg. Per Game | 279.6 | 286.3 |
| Total Plays | 772 | 861 |
| Avg. Per Play | 5.1 | 4.7 |
| Net Yards Rushing | 2229 | 1707 |
| Avg. Per Game | 159.2 | 121.9 |
| Total Rushes | 500 | 489 |
| Net Yards Passing | 1685 | 2301 |
| Avg. Per Game | 120.4 | 164.4 |
| Sacked/Yards Lost | 18/157 | 19/168 |
| Gross Yards | 1842 | 2469 |
| Att./Completions | 254/121 | 353/186 |
| Completion Pct. | 47.6 | 52.7 |
| Had Intercepted | 24 | 16 |
| Punts/Average | 56/40.0 | 61/40.1 |
| Net Punting Avg. | 56/34.4 | 61/35.6 |
| Penalties/Yards | 61/568 | 60/514 |
| Fumbles/Ball Lost | 29/20 | 33/16 |
| Touchdowns | 33 | 34 |
| Rushing | 18 | 7 |
| Passing | 12 | 21 |
| Returns | 3 | 6 |

| By Quarter | Q1 | Q2 | Q3 | Q4 | OT | Pts |
|------------|----|----|----|----|----|-----|
| Packers | 41 | 85 | 64 | 84 | 0 | 274 |
| Opponents | 57 | 72 | 78 | 91 | 0 | 298 |

Primary Starters

| | | | |
|----|----------------|-----|------------|
| WR | C.Dale | LE | C.Williams |
| LT | F.Peay | LT | M.P.McCoy |
| LG | B.Lueck | RT | B.Brown |
| C | K.Bowman | RE | L.Aldridge |
| RG | G.Gillingham | LLB | D.Robinson |
| RT | D.Himes | MLB | J.Carter |
| TE | R.McGeorge | RLB | F.Carr |
| WR | J.Spilis | LCB | K.Ellis |
| QB | *S.Hunter | RCB | A.Matthews |
| HB | *J.Brockington | SS | D.Hart |
| HB | D.Anderson | | A.Randolph |
| | | FS | W.Wood |

| | No | Yds | Avg | Long | TD |
|------------------|------------|-------------|------------|------------|-----------|
| *Brockington | 216 | 1105 | 5.1 | 52t | 4 |
| Anderson | 186 | 757 | 4.1 | 31 | 5 |
| Hampton | 67 | 307 | 4.6 | 41 | 3 |
| *Hunter | 21 | 50 | 2.4 | 16 | 4 |
| Starr | 3 | 11 | 3.7 | 9 | 1 |
| P.Williams | 3 | 4 | 1.3 | 3 | 0 |
| Bratkowski | 1 | 1 | 1.0 | 1t | 1 |
| Krause | 3 | -6 | -2.0 | 2 | 0 |
| Packers | 500 | 2229 | 4.5 | 52t | 18 |
| Opponents | 489 | 1707 | 3.5 | 42 | 7 |

| NFC Central | W | L | T | Pct | Pts | OP |
|------------------|----------|----------|----------|-------------|------------|------------|
| Minnesota | 11 | 3 | 0 | .786 | 245 | 139 |
| Detroit | 7 | 6 | 1 | .538 | 341 | 286 |
| Chicago | 6 | 8 | 0 | .429 | 185 | 276 |
| Green Bay | 4 | 8 | 2 | .333 | 274 | 298 |

| | No | Yds | Avg | Long | TD |
|------------------|------------|-------------|-------------|------------|-----------|
| Dale | 31 | 598 | 19.3 | 77t | 4 |
| McGeorge | 27 | 463 | 17.1 | 50 | 4 |
| Anderson | 26 | 306 | 11.8 | 39 | 1 |
| Spilis | 14 | 281 | 20.1 | 39 | 1 |
| *Brockington | 14 | 98 | 7.0 | 29 | 1 |
| *Davis | 6 | 59 | 9.8 | 20 | 0 |
| Hampton | 3 | 37 | 12.3 | 19t | 1 |
| Packers | 121 | 1842 | 15.2 | 77t | 12 |
| Opponents | 186 | 2469 | 13.3 | 81t | 21 |

| Kickoff Returns | No | Yds | Avg | Long | TD |
|------------------|-----------|-------------|-------------|------------|----------|
| Hampton | 46 | 1314 | 28.6 | 90t | 1 |
| Krause | 5 | 101 | 20.2 | 29 | 0 |
| Pitts | 2 | 41 | 20.5 | 22 | 0 |
| P.Williams | 2 | 41 | 20.5 | 21 | 0 |
| Carter | 1 | 5 | 5.0 | 5 | 0 |
| *Davis | 1 | 22 | 22.0 | 22 | 0 |
| Ellis | 1 | 22 | 22.0 | 22 | 0 |
| Packers | 58 | 1546 | 26.7 | 90t | 1 |
| Opponents | 56 | 1248 | 22.3 | 82 | 0 |

* - rookie

| Passing | Att | Cmp | Yds | Cmp% | Yds/Att | TD | TD% | Int | Int% | LG | Sck/Yds | Rtng |
|------------------|------------|------------|-------------|-------------|-------------|-----------|------------|-----------|------------|------------|---------------|-------------|
| *Hunter | 163 | 75 | 1210 | 46.0 | 7.42 | 7 | 4.3 | 17 | 10.4 | 77t | 11/81 | 46.1 |
| Starr | 45 | 24 | 298 | 53.3 | 6.36 | 0 | 0.0 | 3 | 6.7 | 31 | 6/64 | 45.2 |
| Bratkowski | 37 | 19 | 298 | 51.4 | 8.05 | 4 | 10.8 | 3 | 8.1 | 50 | 1/12 | 80.7 |
| Patrick | 5 | 1 | 39 | 20.0 | 7.80 | 0 | 0.0 | 1 | 20.0 | 39 | 0/0 | 20.0 |
| Anderson | 4 | 2 | 9 | 50.0 | 2.25 | 1 | 25.0 | 0 | 0.0 | 5 | 0/0 | 95.8 |
| Packers | 254 | 121 | 1842 | 47.6 | 7.25 | 12 | 4.7 | 24 | 9.4 | 77t | 18/157 | 48.4 |
| Opponents | 353 | 186 | 2469 | 52.7 | 6.99 | 21 | 5.9 | 16 | 4.5 | 81t | 19/168 | 76.1 |

COMMUNITY
 ADMIN. & COACHES
 VETERANS
 DRAFT & FREE AGENTS
 2016 REVIEW
 1971
 LAMBAU FIELD
 MISC.

10-4-0, .714, FIRST, NFC CENTRAL 1972

| Head Coach: | Dan Devine | GB | Opp | Attend | Site | Starting QB | Temp | |
|-------------|----------------------------|----|-----|--------|---------|-------------|----------|------|
| S 17 | @ Cleveland Browns | W | 26 | 10 | 75,771 | CMS | S.Hunter | 81 |
| S 24 | Oakland Raiders (GB) | L | 14 | 20 | 56,263 | LF | S.Hunter | 69 |
| O 1 | Dallas Cowboys (Milw) | W | 16 | 13 | 47,103 | CoS | S.Hunter | 60 |
| O 8 | Chicago Bears (GB) | W | 20 | 17 | 56,263 | LF | S.Hunter | 55 |
| O 16 | @ Detroit Lions | W | 24 | 23 | 54,418 | TGS | S.Hunter | 55 |
| O 22 | Atlanta Falcons (Milw) | L | 9 | 10 | 47,967 | CoS | S.Hunter | 50 |
| O 29 | Minnesota Vikings (GB) | L | 13 | 27 | 56,263 | LF | S.Hunter | 39 |
| N 5 | San Francisco 49ers (Milw) | W | 34 | 24 | 47,897 | CoS | S.Hunter | 50 |
| N 12 | @ Chicago Bears | W | 23 | 17 | 55,701 | SF | S.Hunter | 45 |
| N 19 | @ Houston Oilers | W | 23 | 10 | 41,752 | AD | S.Hunter | dome |
| N 26 | @ Washington Redskins | L | 16 | 21 | 53,039 | RFK | S.Hunter | 56 |
| D 3 | Detroit Lions (GB) | W | 33 | 7 | 56,263 | LF | S.Hunter | 10 |
| D 10 | @ Minnesota Vikings | W | 23 | 7 | 49,784 | Met | S.Hunter | 0 |
| D 17 | @ New Orleans Saints | W | 30 | 20 | 65,881 | TuS | S.Hunter | 39 |
| | | | 304 | 226 | 764,365 | | | |

Home: 4-3 (368,019) Away: 6-1 (396,346)

NFC Divisional Playoff

| | | | | | | | | |
|------|-----------------------|---|---|----|--------|-----|----------|----|
| D 24 | @ Washington Redskins | L | 3 | 16 | 53,140 | RFK | S.Hunter | 56 |
|------|-----------------------|---|---|----|--------|-----|----------|----|

| | GB | Opp |
|--------------------------|---------|---------|
| Total First Downs | 195 | 209 |
| Rushing | 109 | 85 |
| Passing | 72 | 109 |
| Penalty | 14 | 15 |
| Third Downs | 67/199 | 71/180 |
| Efficiency | 33.7 | 39.4 |
| Fourth Downs | 5/5 | 1/3 |
| Efficiency | 100.0 | 33.3 |
| Total Net Yards | 3539 | 3474 |
| Avg. Per Game | 252.8 | 248.1 |
| Total Plays | 798 | 812 |
| Avg. Per Play | 4.4 | 4.3 |
| Net Yards Rushing | 2127 | 1517 |
| Avg. Per Game | 151.9 | 108.4 |
| Total Rushes | 544 | 443 |
| Net Yards Passing | 1412 | 1957 |
| Avg. Per Game | 100.9 | 139.8 |
| Sacked/Yards Lost | 17/124 | 29/252 |
| Gross Yards | 1536 | 2209 |
| Att./Completions | 237/101 | 340/174 |
| Completion Pct. | 42.6 | 51.2 |
| Had Intercepted | 9 | 17 |
| Punts/Average | 65/41.8 | 66/41.4 |
| Net Punting Avg. | 65/35.5 | 66/34.4 |
| Penalties/Yards | 63/610 | 50/446 |
| Fumbles/Ball Lost | 22/10 | 35/19 |
| Touchdowns | 29 | 26 |
| Rushing | 17 | 14 |
| Passing | 7 | 7 |
| Returns | 5 | 5 |

| By Quarter | Q1 | Q2 | Q3 | Q4 | OT | Pts |
|------------|----|----|----|----|----|-----|
| Packers | 80 | 95 | 63 | 66 | 0 | 304 |
| Opponents | 37 | 68 | 49 | 72 | 0 | 226 |

| | GB | Opp | Rushing | No | Yds | Avg | Long | TD |
|--------------------------|--------|--------|------------------|-----|------|------|------|----|
| Total First Downs | 195 | 209 | Brockington | 274 | 1027 | 3.7 | 30t | 8 |
| Rushing | 109 | 85 | Lane | 177 | 821 | 4.6 | 41 | 3 |
| Passing | 72 | 109 | P.Williams | 33 | 139 | 4.2 | 14 | 0 |
| Penalty | 14 | 15 | *Hudson | 15 | 62 | 4.1 | 17 | 0 |
| Third Downs | 67/199 | 71/180 | Kopy | 10 | 39 | 3.9 | 20 | 0 |
| Efficiency | 33.7 | 39.4 | Hunter | 22 | 37 | 1.7 | 15 | 5 |
| Fourth Downs | 5/5 | 1/3 | *Glass | 2 | 13 | 6.5 | 13 | 0 |
| Efficiency | 100.0 | 33.3 | Davis | 2 | 0 | 0.0 | 7 | 0 |
| Total Net Yards | 3539 | 3474 | *Tagge | 8 | -3 | -0.4 | 2 | 1 |
| Avg. Per Game | 252.8 | 248.1 | Staggers | 1 | -8 | -8.0 | -8 | 0 |
| Total Plays | 798 | 812 | Packers | 544 | 2127 | 3.9 | 41 | 17 |
| Avg. Per Play | 4.4 | 4.3 | Opponents | 443 | 1517 | 3.4 | 26 | 14 |

| | W | L | T | Pct | Pts | OP |
|--------------------|----|---|---|------|-----|-----|
| NFC Central | 10 | 4 | 0 | .714 | 304 | 226 |
| Green Bay | 8 | 5 | 1 | .607 | 339 | 290 |
| Detroit | 7 | 0 | 0 | .500 | 301 | 252 |
| Minnesota | 7 | 7 | 0 | .500 | 301 | 252 |
| Chicago | 4 | 9 | 1 | .321 | 225 | 275 |

| | Receiving | No | Yds | Avg | Long | TD |
|------------------|-----------|------|------|-----|------|----|
| Lane | 26 | 285 | 11.0 | 49 | 0 | |
| Brockington | 19 | 243 | 12.8 | 48t | 1 | |
| Dale | 16 | 317 | 19.8 | 48t | 1 | |
| *Glass | 15 | 261 | 17.4 | 31t | 1 | |
| Staggers | 8 | 123 | 15.4 | 48t | 1 | |
| Davis | 4 | 119 | 29.8 | 68t | 1 | |
| Garrett | 4 | 66 | 16.5 | 21 | 0 | |
| McGeorge | 4 | 50 | 12.5 | 23t | 2 | |
| Kopy | 3 | 19 | 6.3 | 9 | 0 | |
| Nitschke | 1 | 34 | 34.0 | 34 | 0 | |
| Lammons | 1 | 19 | 19.0 | 19 | 0 | |
| Packers | 101 | 1536 | 15.2 | 68t | 7 | |
| Opponents | 174 | 2209 | 12.7 | 62t | 7 | |

| | Receiving | No | Yds | Avg | Long | TD |
|------------------|-----------|------|------|-----|------|----|
| Lane | 26 | 285 | 11.0 | 49 | 0 | |
| Brockington | 19 | 243 | 12.8 | 48t | 1 | |
| Dale | 16 | 317 | 19.8 | 48t | 1 | |
| *Glass | 15 | 261 | 17.4 | 31t | 1 | |
| Staggers | 8 | 123 | 15.4 | 48t | 1 | |
| Davis | 4 | 119 | 29.8 | 68t | 1 | |
| Garrett | 4 | 66 | 16.5 | 21 | 0 | |
| McGeorge | 4 | 50 | 12.5 | 23t | 2 | |
| Kopy | 3 | 19 | 6.3 | 9 | 0 | |
| Nitschke | 1 | 34 | 34.0 | 34 | 0 | |
| Lammons | 1 | 19 | 19.0 | 19 | 0 | |
| Packers | 101 | 1536 | 15.2 | 68t | 7 | |
| Opponents | 174 | 2209 | 12.7 | 62t | 7 | |

| | Receiving | No | Yds | Avg | Long | TD |
|------------------|-----------|------|------|-----|------|----|
| Lane | 26 | 285 | 11.0 | 49 | 0 | |
| Brockington | 19 | 243 | 12.8 | 48t | 1 | |
| Dale | 16 | 317 | 19.8 | 48t | 1 | |
| *Glass | 15 | 261 | 17.4 | 31t | 1 | |
| Staggers | 8 | 123 | 15.4 | 48t | 1 | |
| Davis | 4 | 119 | 29.8 | 68t | 1 | |
| Garrett | 4 | 66 | 16.5 | 21 | 0 | |
| McGeorge | 4 | 50 | 12.5 | 23t | 2 | |
| Kopy | 3 | 19 | 6.3 | 9 | 0 | |
| Nitschke | 1 | 34 | 34.0 | 34 | 0 | |
| Lammons | 1 | 19 | 19.0 | 19 | 0 | |
| Packers | 101 | 1536 | 15.2 | 68t | 7 | |
| Opponents | 174 | 2209 | 12.7 | 62t | 7 | |

| Scoring | TD | Ru | Pa | Rt | PAT | FG | S | P | T |
|------------------|----|----|----|----|-------|-------|---|-----|---|
| *Marcol | 0 | 0 | 0 | 0 | 29/29 | 33/48 | 0 | 128 | |
| Brockington | 9 | 8 | 1 | 0 | 0 | 0 | 0 | 54 | |
| Hunter | 5 | 5 | 0 | 0 | 0 | 0 | 0 | 30 | |
| Lane | 3 | 3 | 0 | 0 | 0 | 0 | 0 | 18 | |
| Ellis | 2 | 0 | 2 | 0 | 0 | 0 | 0 | 12 | |
| McGeorge | 2 | 0 | 2 | 0 | 0 | 0 | 0 | 12 | |
| Staggers | 2 | 0 | 1 | 1 | 0 | 0 | 0 | 12 | |
| *Buchanan | 1 | 0 | 0 | 1 | 0 | 0 | 0 | 6 | |
| Dale | 1 | 0 | 1 | 0 | 0 | 0 | 0 | 6 | |
| Davis | 1 | 0 | 1 | 0 | 0 | 0 | 0 | 6 | |
| *Glass | 1 | 0 | 1 | 0 | 0 | 0 | 0 | 6 | |
| *Tagge | 1 | 0 | 1 | 0 | 0 | 0 | 0 | 6 | |
| C.Williams | 1 | 0 | 0 | 1 | 0 | 0 | 0 | 6 | |
| Brown | 0 | 0 | 0 | 0 | 0 | 0 | 1 | 2 | |
| Packers | 29 | 17 | 7 | 5 | 29/29 | 33/48 | 1 | 304 | |
| Opponents | 26 | 14 | 7 | 5 | 25/25 | 15/27 | 0 | 226 | |

| Field Goals | 1-19 | 20-29 | 30-39 | 40-49 | 50+ |
|-------------------|--|-------|-------|-------|-----|
| *Marcol | 3/4 | 7/8 | 13/17 | 8/16 | 2/3 |
| Packers | 3/4 | 7/8 | 13/17 | 8/16 | 2/3 |
| Opponents | 5/5 | 3/3 | 2/4 | 3/11 | 2/4 |
| Marcol: | (42B,51N,41G,19G,49G,17G)(1) | | | | |
| | (16N,27B,41N,44G,26G,22G)(26G,34N,37G) | | | | |
| | (36N,34G)(44G,32G,35G,39N)(43N,41G, | | | | |
| | 34G)(35G,40G)(51G,21G,21G) | | | | |
| | (33B,51G,37G,39G) | | | | |
| | (41B,42N,24G,42G,26G,36G) | | | | |
| | (45N,36G,42G,10G)(48B,40B,34G,35G,34G) | | | | |
| Opponents: | (21G)(43N,43G,14G)(46G,9G) | | | | |
| | (12G,51N,48N)(46N,12G,45G,51G) | | | | |
| | (24G,38N,47N)(22G,32G)(40N,50G) | | | | |
| | (45N,38G)(36N,13G)(51N)(40N)(49B) | | | | |

| Interceptions | No | Yds | Avg | Long | TD |
|------------------|----|-----|------|------|----|
| Ellis | 4 | 106 | 26.5 | 40 | 1 |
| *Buchanan | 4 | 62 | 15.5 | 26 | 0 |
| Hill | 4 | 37 | 9.3 | 21 | 0 |
| Robinson | 2 | 10 | 5.0 | 7 | 0 |
| Matthews | 2 | 8 | 4.0 | 8 | 0 |
| Carter | 1 | 0 | 0.0 | 0 | 0 |
| Packers | 17 | 223 | 13.1 | 40 | 1 |
| Opponents | 9 | 69 | 7.7 | 32t | 2 |

| Punting | No | Yds | Avg | TB | In | Lg | B |
|------------------|----|------|------|----|----|----|---|
| Widby | 65 | 2714 | 41.8 | 9 | - | 64 | 2 |
| Packers | 65 | 2714 | 41.8 | 9 | - | 64 | 2 |
| Opponents | 66 | 2732 | 41.4 | 5 | - | 61 | 0 |

| Punt Returns | Ret | FC | Yds | Avg | Long | TD |
|------------------|-----|----|-----|------|------|----|
| Ellis | 14 | 1 | 215 | 15.4 | 80t | 1 |
| Staggers | 9 | 20 | 148 | 16.4 | 85t | 1 |
| *Glass | 1 | 0 | 1 | 1.0 | 1 | 0 |
| *Hudson | 1 | 2 | 0 | 0.0 | 0 | 0 |
| Packers | 25 | 23 | 364 | 14.6 | 85t | 2 |
| Opponents | 32 | 6 | 225 | 7.0 | 33 | 0 |

| Kickoff Returns | No | Yds | Avg | Long | TD |
|------------------|----|------|------|------|----|
| Thomas | 21 | 572 | 27.2 | 89 | 0 |
| *Hudson | 11 | 247 | 22.5 | 55 | 0 |
| Staggers | 11 | 260 | 23.6 | 39 | 0 |
| Ellis | 1 | 10 | 10.0 | 10 | 0 |
| Garrett | 1 | 0 | 0.0 | 0 | 0 |
| Kroll | 1 | 23 | 23.0 | 23 | 0 |
| Robinson | 1 | 20 | 20.0 | 20 | 0 |
| P.Williams | 1 | 9 | 9.0 | 9 | 0 |
| *Wortman | 1 | 0 | 0.0 | 0 | 0 |
| Packers | 49 | 1141 | 23.3 | 89 | 0 |
| Opponents | 46 | 932 | 20.3 | 37 | 0 |

Primary Starters

| | | | |
|----|---------------|-----|-------------|
| WR | *L.Glass | LE | C.Williams |
| LT | B.Hayhoe | LT | M.P.McCoy |
| LG | B.Lueck | RT | B.Brown |
| RC | K.Bowman | RE | A.Roche |
| RG | M.Snyder | LLB | D.Robinson |
| RT | D.Himes | MLB | J.Carter |
| TE | L.Garrett | RLB | F.Carr |
| WR | C.Dale | LCB | *W.Buchanan |
| QB | S.Hunter | RCB | K.Ellis |
| HB | J.Brockington | SS | A.Matthews |
| HB | M.Lane | FS | J.Hill |

| Passing | Att | Cmp | Yds | Cmp% | Yds/Att | TD | TD% | Int | Int% | LG | Sck/Yds | Rtng |
|------------------|-----|-----|------|-------|---------|----|------|-----|------|-----|---------|-------|
| Hunter | 199 | 86 | 1252 | 43.2 | 6.29 | 6 | 3.0 | 9 | 4.5 | 49 | 13/86 | 55.5 |
| *Tagge | 29 | 10 | 154 | 34.5 | 5.31 | 0 | 0.0 | 0 | 0.0 | 31 | 3/27 | 52.9 |
| Patrick | 4 | 1 | 9 | 25.0 | 2.25 | 0 | 0.0 | 0 | 0.0 | 9 | 1/11 | 39.6 |
| Lane | 2 | 2 | 19 | 100.0 | 9.50 | 0 | 0.0 | 0 | 0.0 | 10 | 0/0 | 106.3 |
| Widby | 2 | 2 | 102 | 100.0 | 51.00 | 1 | 50.0 | 0 | 0.0 | 68t | 0/0 | 158.3 |
| Staggers | 1 | 0 | 0 | 0.0 | 0.00 | 0 | 0.0 | 0 | 0.0 | 0 | 0/0 | 39.6 |
| Packers | 237 | 101 | 1536 | 42.6 | 6.48 | 7 | 3.0 | 9 | 3.8 | 68t | 17/124 | 58.6 |
| Opponents | 340 | 174 | 2209 | 51.2 | 6.50 | 7 | 2.1 | 17 | 5.0 | 62t | 29/252 | 57.8 |

* - rookie

COMMUNITY
 ADMIN. & COACHES
 VETERANS
 DRAFT & FREE AGENTS
 2016 REVIEW
 1972
 LAMBEAU FIELD
 MISC.

1973 5-7-2, 429, THIRD, NFC CENTRAL

| Head Coach: Dan Devine | | GB | Opp | Attend | Site | Starting QB | Temp | |
|------------------------|---|---------------------|-----|---------|--------|-------------|-------------|----|
| S 17 | New York Jets (Milw) | W | 23 | 7 | 47,124 | CoS | S.Hunter | 51 |
| S 23 | Detroit Lions (GB) | T | 13 | 13 | 55,495 | LAC | S.Hunter | 55 |
| S 30 | @ Minnesota Vikings | L | 3 | 11 | 48,176 | Met | J.Del Gaizo | 59 |
| O 7 | @ New York Giants (New Haven, Conn.) | W | 16 | 14 | 70,050 | YB | J.Del Gaizo | 62 |
| O 14 | Kansas City Chiefs (Milw) | T | 10 | 10 | 46,583 | CoS | S.Hunter | 69 |
| O 21 | @ Los Angeles Rams | L | 7 | 24 | 80,558 | LAC | S.Hunter | 86 |
| O 28 | @ Detroit Lions | L | 0 | 34 | 43,616 | TgS | J.Del Gaizo | 52 |
| N 4 | Chicago Bears (GB) | L | 17 | 31 | 56,267 | LF | S.Hunter | 37 |
| N 11 | St. Louis Cardinals (GB) | W | 25 | 21 | 52,922 | LF | S.Hunter | 39 |
| N 18 | @ New England Patriots | L | 24 | 33 | 60,525 | ScS | J.Tagge | 48 |
| N 26 | @ San Francisco 49ers | L | 6 | 20 | 49,244 | CP | J.Tagge | 51 |
| D 2 | New Orleans Saints (Milw) | W | 30 | 10 | 46,092 | CoS | J.Tagge | 50 |
| D 8 | Minnesota Vikings (GB) | L | 7 | 31 | 53,830 | LF | J.Tagge | 31 |
| D 16 | @ Chicago Bears | W | 21 | 0 | 29,157 | SF | J.Tagge | 26 |
| | | 202 | 259 | 739,639 | | | | |
| Home: 3-2-2 (358,313) | | Away: 2-5 (381,326) | | | | | | |

| Scoring | TD Ru | Pa | Rt | PAT | FG | S | PTS |
|------------------|-----------|-----------|-----------|----------|--------------|--------------|------------|
| Marcol | 0 | 0 | 0 | 19/20 | 21/35 | 0 | 82 |
| Staggers | 4 | 1 | 3 | 0 | 0 | 0 | 24 |
| Brockington | 3 | 3 | 0 | 0 | 0 | 0 | 18 |
| Lane | 2 | 1 | 1 | 0 | 0 | 0 | 12 |
| *B.Smith | 2 | 0 | 2 | 0 | 0 | 0 | 12 |
| Tagge | 2 | 2 | 0 | 0 | 0 | 0 | 12 |
| Carter | 1 | 0 | 0 | 1 | 0 | 0 | 6 |
| Ellis | 1 | 0 | 0 | 1 | 0 | 0 | 6 |
| Goodman | 1 | 1 | 0 | 0 | 0 | 0 | 6 |
| Hunter | 1 | 1 | 0 | 0 | 0 | 0 | 6 |
| Matthews | 1 | 0 | 0 | 1 | 0 | 0 | 6 |
| McGeorge | 1 | 0 | 1 | 0 | 0 | 0 | 6 |
| P.Williams | 1 | 1 | 0 | 0 | 0 | 0 | 6 |
| Packers | 20 | 10 | 7 | 3 | 19/20 | 21/35 | 202 |
| Opponents | 28 | 13 | 14 | 1 | 28/28 | 19/27 | 259 |

| Field Goals | 1-19 | 20-29 | 30-39 | 40-49 | 50+ |
|-------------------|--------------------|---------------------|---------------|-----------------------|----------------------------|
| Marcol | 7/7 | 4/6 | 8/12 | 2/7 | 0/3 |
| Packers | 7/7 | 4/6 | 8/12 | 2/7 | 0/3 |
| Opponents | 7/7 | 6/8 | 4/4 | 2/7 | 0/1 |
| Marcol: | (9G,37G,10G) | (46N,32N,30G,24G) | (34N,37N,42G) | (56N,53N,20G,11G,32G) | (24B,44B,46G)(45N)(25G) |
| | (12G,32G,24G,9G) | (20N,33G) | (35G,15G) | (46N,14G,39G,33G) | (42B,55N)(32N) |
| Opponents: | (41N)(42N,15G,38G) | (22G,13G,14G)(336G) | (49N,44G,40G) | (29N,32G,30G) | (45N,10G)(19G,21G,26G,18G) |
| | (25G,22G) | (45N,15G) | (54N) | | |

| | GB | Opp | Rushing | No | Yds | Avg | Long | TD | |
|--------------------------|---------|---------|--------------------|------------|-------------|-------------|-------------|------------|------------|
| Total First Downs | 187 | 230 | Brockington | 265 | 1144 | 4.3 | 53 | 3 | |
| Rushing | 98 | 114 | Lane | 170 | 528 | 3.1 | 20 | 1 | |
| Passing | 72 | 101 | Goodman | 18 | 88 | 4.9 | 19 | 1 | |
| Penalty | 17 | 15 | P.Williams | 32 | 87 | 2.7 | 9 | 1 | |
| Third Downs | 60/192 | 69/189 | Tagge | 15 | 62 | 4.1 | 41t | 2 | |
| Efficiency | 31.3 | 36.5 | Staggers | 4 | 33 | 8.3 | 20t | 1 | |
| Fourth Downs | 0/2 | 2/3 | Staroba | 1 | 11 | 11.0 | 11 | 0 | |
| Efficiency | 0.0 | 66.7 | Krause | 1 | 8 | 8.0 | 8 | 0 | |
| Total Net Yards | 3256 | 3821 | Highsmith | 7 | 7 | 1.0 | 4 | 0 | |
| Avg. Per Game | 232.6 | 272.9 | *B.Smith | 1 | 5 | 5.0 | 5 | 0 | |
| Total Plays | 809 | 858 | Hunter | 8 | 3 | 0.4 | 6 | 1 | |
| Avg. Per Play | 4.0 | 4.5 | Del Gaizo | 4 | 1 | 0.3 | 3 | 0 | |
| Net Yards Rushing | 1973 | 1999 | Gordon | 1 | -4 | -4.0 | -4 | 0 | |
| Avg. Per Game | 140.9 | 142.8 | Packers | 527 | 1973 | 3.7 | 53 | 10 | |
| Total Rushes | 527 | 506 | Opponents | 506 | 1999 | 4.0 | 50t | 13 | |
| Net Yards Passing | 1283 | 1822 | NFC Central | | | | | | |
| Avg. Per Game | 91.6 | 130.1 | W | L | T | Pct | Pts | OP | |
| Sacked/Yards Lost | 27/220 | 25/228 | Minnesota | 12 | 2 | 0 | 857 | 296 | 168 |
| Gross Yards | 1503 | 2050 | Detroit | 6 | 7 | 1 | 464 | 271 | 247 |
| Att./Completions | 255/119 | 327/180 | Green Bay | 5 | 7 | 2 | .429 | 202 | 259 |
| Completion Pct. | 46.7 | 55.0 | Chicago | 3 | 11 | 0 | .214 | 195 | 334 |
| Had Intercepted | 17 | 15 | Receiving | | | | | | |
| Punts/Average | 68/41.0 | 67/38.9 | Lane | 27 | 255 | 9.4 | 30 | 1 | |
| Net Punting Avg. | 68/35.4 | 67/35.3 | Staggers | 25 | 412 | 16.5 | 50 | 3 | |
| Penalties/Yards | 68/655 | 54/483 | McGeorge | 16 | 260 | 16.3 | 44 | 1 | |
| Fumbles/Ball Lost | 23/12 | 34/18 | Brockington | 16 | 128 | 8.0 | 37 | 0 | |
| Touchdowns | 20 | 28 | *B.Smith | 15 | 233 | 15.5 | 24 | 2 | |
| Rushing | 10 | 13 | Glass | 11 | 119 | 10.8 | 23 | 0 | |
| Passing | 7 | 14 | P.Williams | 5 | 44 | 8.8 | 14 | 0 | |
| Returns | 3 | 1 | Goodman | 2 | 19 | 9.5 | 12 | 0 | |
| | | | Staroba | 1 | 23 | 23.0 | 23 | 0 | |
| | | | Donohoe | 1 | 10 | 10.0 | 10 | 0 | |
| | | | Packers | 119 | 1503 | 12.6 | 50 | 7 | |
| | | | Opponents | 180 | 2050 | 11.4 | 63t | 14 | |

| By Quarter | Q1 | Q2 | Q3 | Q4 | OT | Pts |
|------------|----|----|----|-----|----|-----|
| Packers | 51 | 78 | 30 | 43 | 0 | 202 |
| Opponents | 52 | 64 | 40 | 103 | 0 | 259 |

Primary Starters

| | | | |
|----|---------------|------------|------------|
| WR | J.Staggers | LE | C.Williams |
| LT | M.Snider | LT | M.P.McCoy |
| | B.Hayhoe | RE | B.Brown |
| LG | B.Lueck | RT | A.Roche |
| C | K.Bowman | LLB | *T.MacLeod |
| RG | G.Gillingham | | *T.Toner |
| RT | D.Himes | MLB | J.Carter |
| TE | R.McGeorge | RLB | F.Carr |
| WR | *B.Smith | LCB | P.Smith |
| | L.Glass | W.Buchanon | |
| QB | S.Hunter | K.Ellis | |
| | J.Tagge | SS | A.Matthews |
| HB | J.Brockington | FS | J.Hill |
| HB | M.Lane | | |

| Receiving | No | Yds | Avg | Long | TD |
|------------------|------------|-------------|-------------|------------|-----------|
| Lane | 27 | 255 | 9.4 | 30 | 1 |
| Staggers | 25 | 412 | 16.5 | 50 | 3 |
| McGeorge | 16 | 260 | 16.3 | 44 | 1 |
| Brockington | 16 | 128 | 8.0 | 37 | 0 |
| *B.Smith | 15 | 233 | 15.5 | 24 | 2 |
| Glass | 11 | 119 | 10.8 | 23 | 0 |
| P.Williams | 5 | 44 | 8.8 | 14 | 0 |
| Goodman | 2 | 19 | 9.5 | 12 | 0 |
| Staroba | 1 | 23 | 23.0 | 23 | 0 |
| Donohoe | 1 | 10 | 10.0 | 10 | 0 |
| Packers | 119 | 1503 | 12.6 | 50 | 7 |
| Opponents | 180 | 2050 | 11.4 | 63t | 14 |

| Interceptions | No | Yds | Avg | Long | TD |
|------------------|-----------|------------|-------------|------------|----------|
| Ellis | 3 | 53 | 17.7 | 47t | 1 |
| Hill | 3 | 53 | 17.7 | 20 | 0 |
| Carter | 3 | 44 | 14.7 | 42t | 1 |
| Matthews | 2 | 58 | 29.0 | 58t | 1 |
| *MacLeod | 2 | 8 | 4.0 | 8 | 0 |
| Hefner | 1 | 3 | 3.0 | 3 | 0 |
| *Toner | 1 | 1 | 1.0 | 1 | 0 |
| Packers | 15 | 220 | 14.7 | 58t | 3 |
| Opponents | 17 | 256 | 15.1 | 46t | 1 |

| Punting | No | Yds | Avg | TB | In | Lg | B |
|------------------|-----------|-------------|-------------|----------|----------|-----------|----------|
| Widby | 56 | 2414 | 43.1 | 2 | - | 60 | 0 |
| Staroba | 12 | 373 | 31.1 | 2 | - | 49 | 0 |
| Packers | 68 | 2787 | 41.0 | 4 | - | 60 | 0 |
| Opponents | 67 | 2605 | 38.9 | 5 | - | 58 | 1 |

| Punt Returns | Ret | Fc | Yds | Avg | Long | TD |
|------------------|-----------|-----------|------------|------------|-----------|----------|
| Staggers | 19 | 12 | 90 | 4.7 | 26 | 0 |
| Ellis | 11 | 7 | 47 | 4.3 | 23 | 0 |
| Packers | 30 | 19 | 137 | 4.6 | 26 | 0 |
| Opponents | 41 | 13 | 300 | 7.3 | 72 | 0 |

| Kickoff Returns | No | Yds | Avg | Long | TD |
|------------------|-----------|-------------|-------------|-----------|----------|
| Thomas | 23 | 527 | 22.9 | 34 | 0 |
| Ellis | 12 | 319 | 26.6 | 84 | 0 |
| Krause | 11 | 244 | 22.2 | 30 | 0 |
| A.Brown | 3 | 26 | 8.7 | 12 | 0 |
| Lane | 2 | 31 | 15.5 | 29 | 0 |
| Highsmith | 1 | 18 | 18.0 | 18 | 0 |
| P.Williams | 1 | 24 | 24.0 | 24 | 0 |
| Packers | 53 | 1189 | 22.4 | 84 | 0 |
| Opponents | 40 | 817 | 20.4 | 45 | 0 |

| Passing | Att | Cmp | Yds | Cmp% | Yds/Att | TD | TD% | Int | Int% | LG | Sck/Yds | Rtng |
|------------------|------------|------------|-------------|-------------|-------------|-----------|------------|-----------|------------|------------|---------------|-------------|
| Tagge | 106 | 56 | 720 | 52.8 | 6.79 | 2 | 1.9 | 7 | 6.6 | 50 | 9/54 | 53.2 |
| Hunter | 84 | 35 | 442 | 41.7 | 5.26 | 2 | 2.4 | 4 | 4.8 | 30 | 10/89 | 46.8 |
| Del Gaizo | 62 | 27 | 318 | 43.5 | 5.13 | 2 | 3.2 | 6 | 9.7 | 28 | 8/77 | 30.9 |
| Lane | 2 | 1 | 23 | 50.0 | 11.50 | 1 | 50.0 | 0 | 0.0 | 23t | 0/0 | 131.3 |
| Brockington | 1 | 0 | 0 | 0.0 | 0.00 | 0 | 0.0 | 0 | 0.0 | 0 | 0/0 | 39.6 |
| Packers | 255 | 119 | 1503 | 46.7 | 5.89 | 7 | 2.7 | 17 | 6.7 | 50 | 27/220 | 46.9 |
| Opponents | 327 | 180 | 2050 | 55.0 | 6.27 | 14 | 4.3 | 15 | 4.6 | 63t | 25/228 | 69.2 |

* - rookie

COMMUNITY
 ADMIN. & COACHES
 VETERANS
 DRAFT & FREE AGENTS
 2016 REVIEW
 1973
 LAMBEAU FIELD
 MISC.

| Head Coach: | | GB | Opp | Attend | Site | Starting QB | Temp |
|----------------------------|--------------------------|----------------------------|-----|--------|---------|-------------|----------------|
| S 15 | Minnesota Vikings (GB) | L | 17 | 32 | 56,267 | LF | J.Tagge 62 |
| S 22 | @ Baltimore Colts | W | 20 | 13 | 41,252 | BMS | J.Tagge 68 |
| S 29 | Detroit Lions (Milw) | W | 21 | 19 | 47,292 | CoS | J.Tagge 53 |
| O 6 | Buffalo Bills (GB) | L | 7 | 27 | 56,267 | LF | J.Tagge 47 |
| O 13 | Los Angeles Rams (Milw) | W | 17 | 6 | 47,499 | CoS | J.Tagge 51 |
| O 21 | @ Chicago Bears | L | 9 | 10 | 50,623 | SF | J.Tagge 50 |
| O 27 | @ Detroit Lions | L | 17 | 19 | 51,775 | TgS | J.Concannon 63 |
| N 3 | Washington Redskins (GB) | L | 6 | 17 | 56,267 | LF | J.Concannon 42 |
| N 10 | Chicago Bears (Milw) | W | 20 | 3 | 46,567 | CoS | J.Hadi 49 |
| N 17 | @ Minnesota Vikings | W | 19 | 7 | 47,924 | Met | J.Hadi 49 |
| N 24 | San Diego Chargers (GB) | W | 34 | 0 | 56,267 | LF | J.Hadi 36 |
| D 1 | @ Philadelphia Eagles | L | 14 | 36 | 42,030 | VS | J.Hadi 41 |
| D 8 | @ San Francisco 49ers | L | 6 | 7 | 47,475 | CP | J.Hadi 54 |
| D 15 | @ Atlanta Falcons | L | 3 | 10 | 10,020 | FCS | J.Hadi 40 |
| | | | 210 | 206 | 657,525 | | |
| Home: 4-3 (366,426) | | Away: 2-5 (291,099) | | | | | |

| | GB | Opp |
|--------------------------|---------|---------|
| Total First Downs | 214 | 218 |
| Rushing | 87 | 93 |
| Passing | 108 | 106 |
| Penalty | 19 | 19 |
| Third Downs | 48/160 | 58/163 |
| Efficiency | 30.0 | 35.6 |
| Fourth Downs | 0/0 | 0/0 |
| Efficiency | 0.0 | 0.0 |
| Total Net Yards | 3607 | 3641 |
| Avg. Per Game | 257.6 | 260.1 |
| Total Plays | 884 | 876 |
| Avg. Per Play | 4.1 | 4.2 |
| Net Yards Rushing | 1571 | 1641 |
| Avg. Per Game | 112.2 | 117.2 |
| Total Rushes | 482 | 465 |
| Net Yards Passing | 2036 | 2000 |
| Avg. Per Game | 145.4 | 142.9 |
| Sacked/Yards Lost | 17/126 | 28/254 |
| Gross Yards | 2162 | 2254 |
| Att./Completions | 385/187 | 383/188 |
| Completion Pct. | 48.6 | 49.1 |
| Had Intercepted | 21 | 23 |
| Punts/Average | 69/38.4 | 84/36.6 |
| Net Punting Avg. | 69/31.5 | 84/30.0 |
| Penalties/Yards | 55/536 | 88/715 |
| Fumbles/Ball Lost | 25/16 | 19/12 |
| Touchdowns | 19 | 23 |
| Rushing | 10 | 10 |
| Passing | 5 | 10 |
| Returns | 4 | 3 |

| By Quarter | Q1 | Q2 | Q3 | Q4 | OT | Pts |
|------------|----|----|----|----|----|-----|
| Packers | 12 | 78 | 59 | 61 | 0 | 210 |
| Opponents | 48 | 61 | 40 | 57 | 0 | 206 |

Primary Starters

| | | | |
|----|---------------|------------|--------------|
| WR | J.Staggers | LE | C.Williams |
| LT | K.Schuh | LT | M.P.McCoy |
| | K.Wortman | RT | S.Okoniewski |
| LG | B.Lueck | D.Pureifoy | |
| RG | L.McCarren | RE | A.Roche |
| CG | G.Gillingham | LLB | T.Hendricks |
| RT | D.Himes | MLB | J.Carter |
| TE | R.McGeorge | RLB | F.Carr |
| WR | Barr.Smith | LCB | W.Buchanon |
| QB | J.Tagge | RCB | K.Ellis |
| | J.Hadi | SS | A.Matthews |
| HB | J.Brockington | FS | J.Hill |
| HB | M.Lane | | |

| | GB | Opp | Rushing | No | Yds | Avg | Long | TD |
|--------------------------|--------|--------|------------------|------------|-------------|------------|-----------|-----------|
| Total First Downs | 214 | 218 | Brockington | 266 | 883 | 3.3 | 33 | 5 |
| Rushing | 87 | 93 | Lane | 137 | 362 | 2.6 | 20 | 3 |
| Passing | 108 | 106 | Goodman | 20 | 101 | 5.1 | 47 | 0 |
| Penalty | 19 | 19 | *Odom | 6 | 66 | 11.0 | 28 | 1 |
| Third Downs | 48/160 | 58/163 | *Torkelson | 13 | 60 | 4.6 | 21 | 0 |
| Efficiency | 30.0 | 35.6 | Tagge | 18 | 58 | 3.2 | 12 | 0 |
| Fourth Downs | 0/0 | 0/0 | *Bart.Smith | 9 | 19 | 2.1 | 4 | 0 |
| Efficiency | 0.0 | 0.0 | Walker | 1 | 18 | 18.0 | 18 | 0 |
| Total Net Yards | 3607 | 3641 | Concannon | 3 | 7 | 2.3 | 6 | 1 |
| Avg. Per Game | 257.6 | 260.1 | Leigh | 1 | 0 | 0.0 | 0 | 0 |
| Total Plays | 884 | 876 | Hadi | 8 | -3 | -0.4 | 6 | 0 |
| Avg. Per Play | 4.1 | 4.2 | Packers | 482 | 1571 | 3.3 | 47 | 10 |
| Net Yards Rushing | 1571 | 1641 | Opponents | 465 | 1641 | 3.5 | 27 | 10 |
| Avg. Per Game | 112.2 | 117.2 | | | | | | |
| Total Rushes | 482 | 465 | | | | | | |

| NFC Central | W | L | T | Pct | Pts | OP |
|------------------|----------|----------|----------|-------------|------------|------------|
| Minnesota | 10 | 4 | 0 | .714 | 310 | 195 |
| Detroit | 7 | 7 | 0 | .500 | 256 | 270 |
| Green Bay | 6 | 8 | 0 | .429 | 210 | 206 |
| Chicago | 4 | 10 | 0 | .286 | 152 | 279 |

| | GB | Opp | Receiving | No | Yds | Avg | Long | TD |
|------------------|------------|-------------|-------------|-----------|-----------|-----|------|----|
| Brockington | 43 | 314 | 7.3 | 29 | 0 | | | |
| Lane | 34 | 315 | 9.3 | 68 | 3 | | | |
| Staggers | 32 | 450 | 14.1 | 63 | 0 | | | |
| McGeorge | 30 | 440 | 14.7 | 51 | 0 | | | |
| Barr.Smith | 20 | 294 | 14.7 | 27 | 1 | | | |
| *Odom | 15 | 249 | 16.6 | 57 | 1 | | | |
| *Payne | 5 | 63 | 12.6 | 18 | 0 | | | |
| Goodman | 5 | 19 | 3.8 | 12 | 0 | | | |
| *Torkelson | 2 | 10 | 5.0 | 8 | 0 | | | |
| Donohoe | 1 | 8 | 8.0 | 8 | 0 | | | |
| Packers | 187 | 2162 | 11.6 | 68 | 5 | | | |
| Opponents | 188 | 2254 | 12.0 | 57 | 10 | | | |

| | GB | Opp | Passing | Att | Cmp | Yds | Cmp% | Yds/Att | TD | TD% | Int | Int% | LG | Sck/Yds | Rtg |
|------------------|------------|-------------|-------------|-------------|-------------|------------|------------|------------|------------|---------------|---------------|-------------|----|---------|-----|
| Hadi | 184 | 89 | 1072 | 48.4 | 5.83 | 3 | 1.6 | 8 | 4.3 | 68 | 9/70 | 54.0 | | | |
| Tagge | 146 | 70 | 709 | 47.9 | 4.86 | 1 | 0.7 | 10 | 6.8 | 30 | 5/35 | 36.0 | | | |
| Concannon | 54 | 28 | 381 | 51.9 | 7.06 | 1 | 1.9 | 3 | 5.6 | 56 | 3/21 | 57.7 | | | |
| Lane | 1 | 0 | 0 | 0.0 | 0.0 | 0 | 0.0 | 0 | 0.0 | 0 | 0/0 | 39.6 | | | |
| Packers | 187 | 2162 | 48.6 | 5.62 | 5 | 1.3 | 21 | 5.5 | 68 | 17/126 | 47.6 | | | | |
| Opponents | 383 | 188 | 2254 | 49.1 | 5.89 | 10 | 2.6 | 23 | 6.0 | 57 | 28/254 | 51.2 | | | |

* - rookie

| Scoring | TD | Ru | Pa | Rt | PAT | FG | S | PTS |
|------------------|-----------|-----------|----------|--------------|--------------|--------------|------------|------------|
| Marcol | 0 | 0 | 0 | 0 | 19/19 | 25/39 | 0 | 94 |
| Lane | 6 | 3 | 3 | 0 | 0 | 0 | 0 | 36 |
| Brockington | 5 | 5 | 0 | 0 | 0 | 0 | 0 | 30 |
| *Odom | 3 | 1 | 1 | 1 | 0 | 0 | 0 | 18 |
| Concannon | 1 | 1 | 0 | 0 | 0 | 0 | 0 | 6 |
| Ellis | 1 | 0 | 0 | 1 | 0 | 0 | 0 | 6 |
| Barr.Smith | 1 | 0 | 1 | 0 | 0 | 0 | 0 | 6 |
| Staggers | 1 | 0 | 1 | 0 | 0 | 0 | 0 | 6 |
| *Torkelson | 1 | 0 | 0 | 1 | 0 | 0 | 0 | 6 |
| Hendricks | 0 | 0 | 0 | 0 | 0 | 0 | 1 | 2 |
| Packers | 19 | 10 | 5 | 4 | 19/19 | 25/39 | 1 | 210 |
| Opponents | 23 | 10 | 3 | 17/23 | 17/26 | 0 | 206 | |

| Field Goals | 1-19 | 20-29 | 30-39 | 40-49 | 50+ |
|-------------------|-----------------|-----------------|--------------------------------|----------------------|--------------------------------|
| Marcol | 3/3 | 7/7 | 8/12 | 6/12 | 1/5 |
| Packers | 3/3 | 7/7 | 8/12 | 6/12 | 1/5 |
| Opponents | 0/0 | 6/10 | 4/5 | 5/11 | 0/0 |
| Marcol: | (19G, 50N) | (52G, 39G) | (51N, 35G, 36G, 41G, 45N, 22G) | (49N) | (32G) |
| | (34G, 33G, 36G) | (39N, 49G) | (29G, 34N, 46G) | (45G, 24G) | (43N, 28G, 42N, 31G, 19G, 18G) |
| | (22G, 27G, 47N) | (52B) | (43G, 29G, 46N) | (37B, 51B, 37N, 43G) | |
| Opponents: | (20G, 21G) | (37G, 23G, 47N) | (37G, 26G, 41G, 28G, 47N) | (48N) | (28G, 28G) |
| | (23G) | (34G, 27B, 41G) | (40G) | (44G, 20N, 36N) | (46N) |
| | (39G) | (44N, 42B) | (47G) | | |

| Interceptions | No | Yds | Avg | Long | TD |
|------------------|-----------|------------|-------------|-----------|----------|
| Hendricks | 5 | 74 | 14.8 | 44 | 0 |
| Buchanon | 4 | 10 | 2.5 | 8 | 0 |
| Ellis | 3 | 56 | 18.7 | 38 | 1 |
| Matthews | 3 | 41 | 13.7 | 32 | 0 |
| Hill | 2 | 47 | 23.5 | 24 | 0 |
| Hall | 2 | 22 | 11.0 | 19 | 0 |
| Williams | 1 | 23 | 23.0 | 23 | 0 |
| McCoy | 1 | 5 | 5.0 | 5 | 0 |
| Carr | 1 | 0 | 0.0 | 0 | 0 |
| Carter | 1 | 0 | 0.0 | 0 | 0 |
| Packers | 23 | 278 | 12.1 | 44 | 1 |
| Opponents | 21 | 289 | 13.8 | 45 | 1 |

| Punting | No | Yds | Avg | TB | In | LG | B |
|------------------|-----------|-------------|-------------|----------|----------|-----------|----------|
| *Walker | 69 | 2648 | 38.4 | 6 | - | 58 | 0 |
| Packers | 69 | 2648 | 38.4 | 6 | - | 58 | 0 |
| Opponents | 84 | 3074 | 36.6 | 7 | - | 52 | 2 |

| Punt Returns | Ret | FC | Yds | Avg | Long | TD |
|------------------|-----------|----------|------------|------------|-----------|----------|
| Staggers | 22 | 6 | 222 | 10.1 | 68 | 1 |
| *Odom | 3 | 2 | 191 | 12.7 | 95 | 1 |
| Ellis | 3 | 0 | 3 | 1.0 | 9 | 0 |
| Hefner | 1 | 0 | 0 | 0.0 | 0 | 0 |
| *Torkelson | 1 | 0 | 0 | 0.0 | 0 | 0 |
| Packers | 42 | 8 | 416 | 9.9 | 95 | 2 |
| Opponents | 48 | 4 | 356 | 7.4 | 26 | 0 |

| Kickoff Returns | No | Yds | Avg | Long | TD |
|------------------|-----------|-------------|-------------|-----------|----------|
| *Odom | 31 | 713 | 23.0 | 52 | 0 |
| Leigh | 9 | 201 | 22.3 | 30 | 0 |
| Goodman | 4 | 49 | 12.3 | 20 | 0 |
| Okoniewski | 2 | 11 | 5.5 | 11 | 0 |
| Krause | 1 | 6 | 6.0 | 6 | 0 |
| *Torkelson | 1 | 20 | 20.0 | 20 | 0 |
| Van Valkenberg | 1 | 22 | 22.0 | 22 | 0 |
| Packers | 49 | 1022 | 20.9 | 52 | 0 |
| Opponents | 55 | 1156 | 21.0 | 43 | 0 |

COMMUNITY

ADMIN. & COACHES

VETERANS

DRAFT & FREE AGENTS

2016 REVIEW

1974

LAMBEAU FIELD

MISC.

1975 4-10-0, .286, THIRD (TIE), NFC CENTRAL

| Head Coach: | Bart Starr | GB | Opp | Attend | Site | Starting QB | Temp | |
|----------------------------|----------------------------|----------------------------|-----|--------|---------|-------------|---------|------|
| S 21 | Detroit Lions (Milw) | L | 16 | 30 | 52,613 | CoS | J.Hadl | 51 |
| S 29 | @ Denver Broncos | L | 13 | 23 | 52,621 | MHS | J.Hadl | 64 |
| O 5 | Miami Dolphins (GB) | L | 7 | 31 | 56,267 | LF | J.Hadl | 65 |
| O 12 | @ New Orleans Saints | L | 19 | 20 | 51,371 | LSD | J.Hadl | dome |
| O 19 | @ Dallas Cowboys | W | 19 | 17 | 64,189 | TxS | J.Hadl | 71 |
| O 26 | Pittsburgh Steelers (Milw) | L | 13 | 16 | 52,815 | CoS | J.Hadl | 57 |
| N 2 | Minnesota Vikings (GB) | L | 17 | 28 | 56,267 | LF | J.Hadl | 52 |
| N 9 | @ Chicago Bears | L | 14 | 27 | 48,738 | SF | D.Milan | 62 |
| N 16 | @ Detroit Lions | L | 10 | 13 | 76,946 | PSD | J.Hadl | dome |
| N 23 | New York Giants (Milw) | W | 40 | 14 | 50,150 | CoS | J.Hadl | 35 |
| N 30 | Chicago Bears (GB) | W | 28 | 7 | 56,267 | LF | J.Hadl | 29 |
| D 7 | @ Minnesota Vikings | L | 3 | 24 | 46,147 | Met | J.Hadl | 32 |
| D 14 | @ Los Angeles Rams | L | 5 | 22 | 66,496 | LAC | J.Hadl | 61 |
| D 21 | Atlanta Falcons (GB) | W | 22 | 13 | 56,267 | LF | J.Hadl | 12 |
| | | | 226 | 285 | 787,154 | | | |
| Home: 3-4 (381,646) | | Away: 1-6 (406,508) | | | | | | |

| Scoring | TD | R | Pa | Rt | PAT | FG | S | PTS |
|------------------|-----------|-----------|-----------|----------|--------------|--------------|----------|------------|
| *Danelo | 0 | 0 | 0 | 0 | 20/23 | 11/16 | 0 | 53 |
| Brockington | 8 | 7 | 1 | 0 | | | | 0 48 |
| Odom | 5 | 0 | 4 | 1 | | | | 0 30 |
| Bart.Smith | 5 | 4 | 1 | 0 | | | | 0 30 |
| *Harrell | 3 | 1 | 2 | 0 | | | | 0 18 |
| Torkelson | 2 | 2 | 0 | 0 | | | | 0 12 |
| McCoy | 1 | 0 | 1 | 0 | | | | 0 6 |
| McGeorge | 1 | 0 | 1 | 0 | | | | 0 6 |
| Barr.Smith | 1 | 0 | 1 | 0 | | | | 0 6 |
| Tinker | 1 | 0 | 1 | 0 | | | | 0 6 |
| Pureifory | 0 | 0 | 0 | 0 | 2/4 | 0/0 | 1 | 4 |
| Marcol | 0 | 0 | 0 | 0 | 0/0 | 1/1 | 0 | 3 |
| Toner | 0 | 0 | 0 | 0 | | | | 1 2 |
| Packers | 27 | 14 | 11 | 2 | 22/27 | 12/17 | 3 | 226 |
| Opponents | 32 | 14 | 15 | 3 | 30/32 | 21/31 | 0 | 285 |

| Field Goals | 1-19 | 20-29 | 30-39 | 40-49 | 50+ |
|-------------------|--------------------------|----------------------|--------------------------|--------------------------|---------------------------------|
| *Danelo | 1/1 | 6/7 | 2/3 | 2/5 | 0/0 |
| Marcol | 0/0 | 1/1 | 0/0 | 0/0 | 0/0 |
| Packers | 1/1 | 7/8 | 2/3 | 2/5 | 0/0 |
| Opponents | 3/3 | 6/7 | 9/13 | 3/6 | 0/2 |
| Danelo: | (1)(42N) | (45G) | (24G,29G) | (1)(23G) | (28G,35N) |
| Marcol: | (22G) | (48G,44N) | (34G,30G,19G,24N) | (21G) | (0)(0)(0)(0)(0)(0)(0)(0) |
| Opponents: | (28G,18G,47G) | (35G,39G,32G) | (31G) | (46N,44N,36G,20G) | (50N,24G) |
| | (19G,19G,50N,29G) | (47N) | (34G,25N,48G) | (30N,28G,23G) | (1)(37G) |
| | (40G,35N,39G,38G) | (37N,35N) | | | |

| | GB | Opp | | | | |
|--------------------------|-----------|-----------|-----------|-----------|-----------|------------|
| Total First Downs | 211 | 260 | | | | |
| Rushing | 84 | 132 | | | | |
| Passing | 112 | 112 | | | | |
| Penalty | 15 | 16 | | | | |
| Third Downs | 58/202 | 86/219 | | | | |
| Efficiency | 28.7 | 39.3 | | | | |
| Fourth Downs | 1/1 | 3/6 | | | | |
| Efficiency | 100.0 | 50.0 | | | | |
| Total Net Yards | 3619 | 4511 | | | | |
| Avg. Per Game | 258.5 | 322.2 | | | | |
| Total Plays | 867 | 981 | | | | |
| Avg. Per Play | 4.2 | 4.6 | | | | |
| Net Yards Rushing | 1547 | 2339 | | | | |
| Avg. Per Game | 110.5 | 167.1 | | | | |
| Total Rushes | 431 | 580 | | | | |
| Net Yards Passing | 2072 | 2172 | | | | |
| Avg. Per Game | 148.0 | 155.1 | | | | |
| Sacked/Yards Lost | 42/328 | 32/302 | | | | |
| Gross Yards | 2400 | 2474 | | | | |
| Att./Completions | 394/212 | 369/192 | | | | |
| Completion Pct. | 53.8 | 52.0 | | | | |
| Had Intercepted | 22 | 14 | | | | |
| Punts/Average | 95/35.8 | 70/39.7 | | | | |
| Net Punting Avg. | 95/32.2 | 70/32.9 | | | | |
| Penalties/Yards | 72/606 | 72/544 | | | | |
| Fumbles/Ball Lost | 31/16 | 44/27 | | | | |
| Touchdowns | 27 | 32 | | | | |
| Rushing | 14 | 14 | | | | |
| Passing | 11 | 13 | | | | |
| Returns | 2 | 5 | | | | |
| By Quarter | Q1 | Q2 | Q3 | Q4 | OT | Pts |
| Packers | 53 | 64 | 40 | 69 | 0 | 226 |
| Opponents | 64 | 77 | 79 | 65 | 0 | 285 |

| | Rushing | No | Yds | Avg | Long | TD |
|------------------|------------|-------------|------------|-----------|-----------|----|
| Brockington | 144 | 434 | 3.0 | 19 | 7 | |
| *Harrell | 121 | 359 | 3.0 | 26t | 1 | |
| Bart.Smith | 60 | 243 | 4.1 | 17 | 4 | |
| Torkelson | 42 | 226 | 5.4 | 29 | 2 | |
| Wells | 33 | 139 | 4.2 | 25 | 0 | |
| Odom | 5 | 55 | 11.0 | 27 | 0 | |
| Hadl | 20 | 47 | 2.4 | 9 | 0 | |
| Milan | 4 | 41 | 10.3 | 15 | 0 | |
| Tinker | 1 | 5 | 5.0 | 5 | 0 | |
| Payne | 1 | -2 | -2.0 | -2 | 0 | |
| Packers | 431 | 1547 | 3.6 | 29 | 14 | |
| Opponents | 580 | 2339 | 4.0 | 34 | 14 | |

| NFC Central | W | L | T | Pct | Pts | OP |
|------------------|----------|-----------|----------|-------------|------------|------------|
| Minnesota | 12 | 2 | 0 | .857 | 377 | 180 |
| Detroit | 7 | 7 | 0 | .500 | 245 | 262 |
| Chicago | 4 | 10 | 0 | .286 | 191 | 379 |
| Green Bay | 4 | 10 | 0 | .286 | 226 | 285 |

| | Receiving | No | Yds | Avg | Long | TD |
|------------------|------------|-------------|-------------|------------|-----------|----|
| Payne | 58 | 766 | 13.2 | 54 | 0 | |
| *Harrell | 34 | 261 | 7.7 | 36t | 2 | |
| Brockington | 33 | 242 | 7.3 | 21 | 1 | |
| McGeorge | 32 | 458 | 14.3 | 43 | 1 | |
| Bart.Smith | 16 | 140 | 8.8 | 33 | 1 | |
| Odom | 15 | 299 | 19.9 | 56 | 4 | |
| Barr.Smith | 6 | 77 | 12.8 | 20 | 1 | |
| Torkelson | 6 | 37 | 6.2 | 12 | 0 | |
| Wells | 6 | 11 | 1.8 | 4 | 0 | |
| Tinker | 4 | 84 | 21.0 | 35t | 1 | |
| Askson | 2 | 25 | 12.5 | 18 | 0 | |
| Packers | 212 | 2400 | 11.3 | 56 | 11 | |
| Opponents | 192 | 2474 | 12.9 | 58t | 13 | |

| | Interceptions | No | Yds | Avg | Long | TD |
|------------------|---------------|------------|-------------|------------|----------|----|
| P.Smith | 6 | 97 | 16.2 | 61 | 0 | |
| Carr | 3 | 28 | 9.3 | 21 | 0 | |
| Mathews | 2 | 42 | 21.0 | 40 | 0 | |
| *Gray | 1 | 7 | 7.0 | 7 | 0 | |
| Ellis | 1 | 0 | 0.0 | 0 | 0 | |
| Toner | 1 | 0 | 0.0 | 0 | 0 | |
| Packers | 14 | 174 | 12.4 | 61 | 0 | |
| Opponents | 22 | 388 | 17.6 | 76t | 2 | |

| | Punting | No | Yds | Avg | TB | In | Lg | B |
|------------------|-----------|-------------|-------------|-----------|----------|-----------|----------|---|
| Beverly | 66 | 2482 | 37.6 | 4 | - | 55 | 0 | |
| *Broussard | 29 | 922 | 31.8 | 2 | - | 51 | 3 | |
| Packers | 95 | 3404 | 35.8 | 6 | - | 55 | 3 | |
| Opponents | 70 | 2776 | 39.7 | 14 | - | 67 | 1 | |

| | Punt Returns | Ret | FC | Yds | Avg | Long | TD |
|------------------|--------------|-----------|------------|------------|-----------|----------|----|
| *Harrell | 21 | 5 | 136 | 6.5 | 25 | 0 | |
| Ellis | 6 | 2 | 4.5 | 12 | 0 | | |
| *Gray | 1 | 0 | 27.0 | 27 | 0 | | |
| Hall | 1 | 0 | 0.0 | 0 | 0 | | |
| Odom | 1 | 0 | 0.0 | 0 | 0 | | |
| Packers | 30 | 7 | 190 | 6.3 | 27 | 0 | |
| Opponents | 45 | 14 | 221 | 4.9 | 31 | 0 | |

| | Kickoff Returns | No | Yds | Avg | Long | TD |
|------------------|-----------------|-------------|-------------|------------|----------|----|
| Odom | 42 | 1034 | 24.6 | 93t | 1 | |
| *Luke | 6 | 91 | 15.2 | 21 | 0 | |
| Torkelson | 5 | 89 | 17.8 | 22 | 0 | |
| Bart.Smith | 4 | 53 | 13.3 | 18 | 0 | |
| *Harrell | 3 | 78 | 26.0 | 39 | 0 | |
| Bain | 1 | 10 | 10.0 | 10 | 0 | |
| McGeorge | 1 | 17 | 17.0 | 17 | 0 | |
| Wells | 1 | 26 | 26.0 | 26 | 0 | |
| Packers | 63 | 1398 | 22.2 | 93t | 1 | |
| Opponents | 49 | 1020 | 20.8 | 94t | 1 | |

| | Passing | Att | Cmp | Yds | Cmp% | Yds/Att | TD | TD% | Int | Int% | LG | Sck/Yds | Rtng |
|------------------|------------|------------|-------------|-------------|-------------|-----------|------------|-----------|------------|------------|---------------|-------------|------|
| Hadl | 353 | 191 | 2095 | 54.1 | 5.93 | 6 | 17 | 2.7 | 5.9 | 54 | 35/284 | 52.8 | |
| Milan | 32 | 15 | 181 | 46.9 | 5.66 | 1 | 3.1 | 1 | 3.1 | 56 | 7/44 | 62.1 | |
| *Harrell | 5 | 3 | 61 | 60.0 | 12.20 | 3 | 60.0 | 0 | 0.0 | 24t | 0/0 | 142.5 | |
| *Brown | 4 | 3 | 63 | 75.0 | 15.75 | 1 | 25.0 | 0 | 0.0 | 27 | 0/0 | 156.3 | |
| Packers | 394 | 212 | 2400 | 53.8 | 6.09 | 11 | 2.8 | 22 | 5.6 | 56 | 42/328 | 58.3 | |
| Opponents | 369 | 192 | 2474 | 52.0 | 6.70 | 13 | 3.5 | 14 | 3.8 | 58t | 32/302 | 69.3 | |

* - rookie

| Primary Starters | | | | | |
|------------------|---------------|-----|-------------|--|--|
| WR | S.Odom | LE | C.Williams | | |
| | K.Payne | LT | M.P.McCoy | | |
| LT | E.McMillan | RT | D.Pureifory | | |
| LG | B.VanDyke | RE | A.Roche | | |
| C | L.McCarren | LLB | T.Toner | | |
| RG | P.Matson | | G.Weaver | | |
| | K.Wortman | MLB | J.Carter | | |
| RT | D.Himes | RLB | F.Carr | | |
| TE | R.McGeorge | LCB | P.Smith | | |
| WR | B.Smith | RCB | K.Ellis | | |
| QB | J.Hadl | SS | A.Mathews | | |
| HB | J.Brockington | FS | *J.Gray | | |
| HB | *W.Harrell | | | | |

COMMUNITY
 ADMIN. & COACHES
 VETERANS
 DRAFT & FREE AGENTS
 2016 REVIEW
 1975
 LAMBAU FIELD
 MISC.

| Head Coach: | Bart Starr | GB | Opp | Attend | Site | Starting QB | Temp | |
|---|---------------------------|-----|-----|--------|---------|-------------|-----------|------|
| S 12 | San Francisco 49ers (GB) | ..L | 14 | 26 | 54,628 | LF | L.Dickey | 83 |
| S 19 | @ St. Louis Cardinals | ..L | 0 | 29 | 48,842 | BuS | L.Dickey | 85 |
| S 26 | @ Cincinnati Bengals | ..L | 7 | 28 | 44,103 | RvS | L.Dickey | 65 |
| O 3 | Detroit Lions (GB) | ..W | 24 | 14 | 55,041 | LF | L.Dickey | 72 |
| O 10 | Seattle Seahawks (Milw) | ..W | 27 | 20 | 54,983 | CoS | L.Dickey | 55 |
| O 17 | Philadelphia Eagles (GB) | ..W | 28 | 13 | 55,398 | LF | L.Dickey | 42 |
| O 24 | @ Oakland Raiders | ..L | 14 | 18 | 52,232 | OC | L.Dickey | 62 |
| O 31 | @ Detroit Lions | ..L | 6 | 27 | 74,992 | PSD | L.Dickey | dome |
| N 7 | New Orleans Saints (Milw) | ..W | 32 | 27 | 52,936 | CoS | L.Dickey | 31 |
| N 14 | @ Chicago Bears | ..L | 13 | 24 | 52,907 | SF | L.Dickey | 34 |
| N 21 | Minnesota Vikings (Milw) | ..L | 10 | 17 | 53,104 | CoS | C.Brown | 33 |
| N 28 | Chicago Bears (GB) | ..L | 10 | 16 | 56,267 | LF | C.Brown | 6 |
| D 5 | @ Minnesota Vikings | ..L | 9 | 20 | 43,700 | Met | C.Brown | 20 |
| D 12 | @ Atlanta Falcons | ..W | 24 | 20 | 23,436 | FCS | R.Johnson | 55 |
| | | | 218 | 299 | 722,569 | | | |
| Home: 4-3 (382,357) Away: 1-6 (340,212) | | | | | | | | |

| | GB | Opp | Rushing | No | Yds | Avg | Long | TD |
|--------------------------|---------|---------|------------------|------------|-------------|------------|-----------|-----------|
| Total First Downs | 210 | 262 | Harrell | 130 | 435 | 3.3 | 56 | 3 |
| Rushing | 99 | 132 | Brockington | 117 | 406 | 3.5 | 29 | 2 |
| Passing | 94 | 107 | B.Smith | 97 | 355 | 3.7 | 16 | 5 |
| Penalty | 17 | 23 | Torkelson | 88 | 289 | 3.3 | 15 | 2 |
| Third Downs | 79/212 | 77/212 | Odum | 4 | 78 | 19.5 | 28 | 0 |
| Efficiency | 35.4 | 36.3 | Brown | 12 | 49 | 4.1 | 21 | 0 |
| Fourth Downs | 1/2 | 1/1 | Taylor | 14 | 47 | 3.4 | 17 | 1 |
| Efficiency | 50.0 | 100.0 | Johnson | 5 | 25 | 5.0 | 11 | 1 |
| Total Net Yards | 3452 | 4123 | Dickey | 11 | 19 | 1.7 | 12 | 1 |
| Avg. Per Game | 246.6 | 294.5 | Osborn | 6 | 16 | 2.7 | 6 | 0 |
| Total Plays | 883 | 943 | Zimmerman | 1 | 3 | 3.0 | 3 | 0 |
| Avg. Per Play | 3.9 | 4.4 | Packers | 485 | 1722 | 3.6 | 56 | 15 |
| Net Yards Rushing | 1722 | 2288 | Opponents | 546 | 2288 | 4.2 | 59 | 17 |
| Avg. Per Game | 123.0 | 163.4 | | | | | | |
| Total Rushes | 485 | 546 | | | | | | |
| Net Yards Passing | 1730 | 1835 | | | | | | |
| Avg. Per Game | 123.6 | 131.1 | | | | | | |
| Sacked/Yards Lost | 41/375 | 43/357 | | | | | | |
| Gross Yards | 2105 | 2192 | | | | | | |
| Att./Completions | 357/164 | 354/196 | | | | | | |
| Completion Pct. | 45.9 | 55.4 | | | | | | |
| Had Intercepted | 22 | 11 | | | | | | |
| Punts/Average | 84/36.6 | 77/38.5 | | | | | | |
| Net Punting Avg. | 84/32.2 | 77/31.5 | | | | | | |
| Penalties/Yards | 87/811 | 104/914 | | | | | | |
| Fumbles/Ball Lost | 37/23 | 27/15 | | | | | | |
| Touchdowns | 27 | 34 | | | | | | |
| Rushing | 15 | 17 | | | | | | |
| Passing | 10 | 13 | | | | | | |
| Returns | 2 | 4 | | | | | | |

| | GB | Opp |
|-------------------|-----|-----|
| By Quarter | | |
| Packers | 60 | 50 |
| Opponents | 46 | 128 |
| Q2 | 34 | 74 |
| Q3 | 65 | 0 |
| Q4 | 219 | 299 |
| OT | | |
| Pts | | |

| NFC Central | W | L | T | Pct | Pts | OP |
|------------------|----------|----------|----------|-------------|------------|------------|
| Minnesota | 11 | 2 | 1 | .821 | 305 | 176 |
| Chicago | 7 | 7 | 0 | .500 | 253 | 216 |
| Detroit | 6 | 8 | 0 | .429 | 262 | 220 |
| Green Bay | 5 | 9 | 0 | .357 | 218 | 299 |

| Receiving | No | Yds | Avg | Long | TD |
|------------------|------------|-------------|-------------|-----------|-----------|
| Payne | 33 | 467 | 14.2 | 57 | 4 |
| McGeorge | 24 | 278 | 11.6 | 28 | 1 |
| Odum | 23 | 456 | 19.8 | 66 | 2 |
| O.Smith | 20 | 364 | 18.2 | 47 | 1 |
| Torkelson | 19 | 140 | 7.4 | 31 | 0 |
| Harrell | 17 | 201 | 11.8 | 69 | 1 |
| B.Smith | 11 | 88 | 8.0 | 35 | 0 |
| Brockington | 11 | 49 | 4.5 | 20 | 0 |
| Taylor | 2 | 21 | 10.5 | 18 | 0 |
| Hall | 1 | 18 | 18.0 | 18 | 0 |
| Zimmerman | 1 | 13 | 13.0 | 13 | 0 |
| *Jackson | 1 | 8 | 8.0 | 8 | 0 |
| Askson | 1 | 2 | 2.0 | 2 | 1 |
| Packers | 164 | 2105 | 12.8 | 69 | 10 |
| Opponents | 196 | 2192 | 11.2 | 88 | 13 |

* — rookie

| Scoring | TD | Ru | Pa | Rt | PAT | FG | S | PTS |
|------------------|-----------|-----------|-----------|----------|--------------|--------------|----------|------------|
| Marcol | 0 | 0 | 0 | 0 | 24/27 | 10/19 | 0 | 54 |
| B.Smith | 5 | 5 | 0 | 0 | | | | 30 |
| Harrell | 4 | 3 | 1 | 0 | | | | 24 |
| Payne | 4 | 0 | 4 | 0 | | | | 24 |
| Brockington | 2 | 2 | 0 | 0 | | | | 12 |
| Odum | 2 | 0 | 2 | 0 | | | | 12 |
| Torkelson | 2 | 2 | 0 | 0 | | | | 12 |
| Askson | 1 | 0 | 1 | 0 | | | | 6 |
| Carr | 1 | 0 | 1 | 0 | | | | 6 |
| Dickey | 1 | 1 | 0 | 0 | | | | 6 |
| Gray | 1 | 0 | 0 | 1 | | | | 6 |
| Johnson | 1 | 1 | 0 | 0 | | | | 6 |
| McGeorge | 1 | 0 | 1 | 0 | | | | 6 |
| O.Smith | 1 | 0 | 1 | 0 | | | | 6 |
| Taylor | 1 | 1 | 0 | 0 | | | | 6 |
| Packers | 27 | 15 | 10 | 2 | 24/27 | 10/19 | 1 | 218 |
| Opponents | 34 | 17 | 13 | 4 | 29/33 | 22/33 | 0 | 289 |

| Field Goals | 1-19 | 20-29 | 30-39 | 40-49 | 50+ |
|-------------------|---|-------------------------------|--|---------------------------------|------------|
| Marcol | 1/1 | 3/3 | 4/8 | 2/5 | 0/2 |
| Packers | 1/1 | 3/3 | 4/8 | 2/5 | 0/1 |
| Opponents | 1/1 | 6/7 | 8/11 | 7/13 | 0/1 |
| Marcol: | (30N)() | (35G,40N)() | (53B)(39G,37G)(38G,32N)(37N,19G,27G)(23G) | (45G,40N,31N)(50N,24G)(48N,40G) | |
| Opponents: | (35N)(28G,41G,32G,30G,47N,26G)(40N,45B,50N,38B)(22B)(48G,44G,46B)(26G,26G)() | (34G,43N,39G)(30G,32G) | (46G)(41G,49B,33B)(40G,22G,25G)(34G,30G)(19G,44G) | | |

| Interceptions | No | Yds | Avg | Long | TD |
|------------------|-----------|------------|-------------|-----------|----------|
| Gray | 4 | 101 | 25.3 | 67 | 1 |
| Luke | 2 | 30 | 15.0 | 15 | 0 |
| Buchanon | 2 | 28 | 14.0 | 22 | 0 |
| Toner | 1 | 28 | 28.0 | 28 | 0 |
| Carr | 1 | 10 | 10.0 | 10 | 1 |
| P.Smith | 1 | 0 | 0.0 | 0 | 0 |
| Packers | 11 | 197 | 17.9 | 67 | 2 |
| Opponents | 22 | 362 | 16.5 | 67 | 2 |

| Punting | No | Yds | Avg | TB | In | Lg | B |
|------------------|-----------|-------------|-------------|-----------|-----------|-----------|----------|
| Beverly | 83 | 3074 | 37.0 | 5 | 17 | 60 | 1 |
| Packers | 84 | 3074 | 36.6 | 5 | 17 | 60 | 1 |
| Opponents | 77 | 2966 | 38.5 | 12 | 12 | 57 | 0 |

| Punt Returns | Ret | FC | Yds | Avg | Long | TD |
|------------------|-----------|-----------|------------|------------|-----------|----------|
| Gray | 37 | 7 | 307 | 8.3 | 27 | 0 |
| Harrell | 3 | 1 | -7 | -2.3 | 1 | 0 |
| Packers | 40 | 8 | 300 | 7.5 | 27 | 0 |
| Opponents | 48 | 10 | 268 | 5.6 | 19 | 0 |

| Kickoff Returns | No | Yds | Avg | Long | TD |
|------------------|-----------|-------------|-------------|-----------|----------|
| Odum | 29 | 610 | 21.0 | 88 | 0 |
| *M.C.McCoy | 18 | 457 | 25.4 | 65 | 0 |
| Torkelson | 6 | 123 | 20.5 | 29 | 0 |
| Hyland | 3 | 31 | 10.3 | 11 | 0 |
| Osborn | 3 | 19 | 6.3 | 10 | 0 |
| Taylor | 3 | 59 | 19.7 | 23 | 0 |
| Gray | 1 | 23 | 23.0 | 23 | 0 |
| O.Smith | 1 | 12 | 12.0 | 12 | 0 |
| *Wagner | 1 | 27 | 27.0 | 27 | 0 |
| Packers | 65 | 1361 | 20.9 | 88 | 0 |
| Opponents | 44 | 784 | 17.8 | 59 | 0 |

Primary Starters

| | | | |
|----|---------------|-----|------------|
| WR | S.Odom | LE | C.Williams |
| LT | *M.Koncar | LT | M.P.McCoy |
| LG | B.Van Dyke | RT | D.Pureifoy |
| C | L.McCarren | | D.Roller |
| RG | G.Gillingham | RE | A.Roche |
| TE | D.Himes | LLB | G.Weaver |
| TE | R.McGeorge | MLB | D.Hansen |
| WR | K.Payne | RLB | F.Carr |
| QB | L.Dickey | LCB | W.Buchanon |
| HB | J.Brockington | RCB | P.Smith |
| HB | E.Torkelson | SS | S.Luke |
| | | FS | J.Gray |

| Passing | Att | Cmp | Yds | Cmp% | Yds/Att | TD | TD% | Int | Int% | LG | Sck/Yds | Rtng |
|------------------|------------|------------|-------------|-------------|-------------|-----------|------------|-----------|------------|-----------|---------------|-------------|
| Dickey | 243 | 115 | 1465 | 47.3 | 6.03 | 7 | 2.9 | 14 | 5.8 | 69 | 28/279 | 52.2 |
| Brown | 74 | 26 | 333 | 35.1 | 4.50 | 2 | 2.7 | 6 | 8.1 | 47 | 10/66 | 25.3 |
| Johnson | 35 | 21 | 249 | 60.0 | 7.11 | 0 | 0.0 | 1 | 2.9 | 45 | 2/23 | 69.8 |
| Harrell | 4 | 1 | 40 | 25.0 | 10.00 | 1 | 25.0 | 1 | 25.0 | 40 | 1/7 | 68.8 |
| Beverly | 1 | 1 | 18 | 100.0 | 18.00 | 0 | 0.0 | 0 | 0.0 | 18 | 0/0 | 118.8 |
| Packers | 357 | 164 | 2105 | 45.9 | 5.90 | 10 | 2.8 | 22 | 6.2 | 69 | 41/375 | 48.6 |
| Opponents | 354 | 196 | 2192 | 55.4 | 6.19 | 13 | 3.7 | 11 | 3.1 | 88 | 43/357 | 73.3 |

COMMUNITY

ADMIN. & COACHES

VETERANS

DRAFT & FREE AGENTS

2016 REVIEW

1976

LAMBEAU FIELD

MISC.

1977 4-10-0, .286, FOURTH, NFC CENTRAL

| Head Coach: Bart Starr | | GB | Opp | Attend | Site | Starting QB | Temp |
|------------------------|---------------------------------|---------------------|-----|--------|--------|-------------|-----------------|
| S 18 | @ New Orleans Saints..... | W | 24 | 20 | 56,250 | LSD | L.Dickey dome |
| S 25 | Houston Oilers (GB)..... | L | 10 | 16 | 55,071 | LF | L.Dickey 71 |
| O 2 | @ Minnesota Vikings..... | L | 7 | 19 | 47,143 | Met | L.Dickey 57 |
| O 9 | Cincinnati Bengals (Milw)..... | L | 7 | 17 | 53,653 | CoS | L.Dickey 49 |
| O 16 | @ Detroit Lions..... | L | 6 | 10 | 78,452 | PSD | L.Dickey dome |
| O 23 | @ Tampa Bay Buccaneers..... | W | 13 | 0 | 47,635 | TaS | L.Dickey 80 |
| O 30 | Chicago Bears (GB)..... | L | 0 | 26 | 56,002 | LF | L.Dickey 52 |
| N 6 | @ Kansas City Chiefs..... | L | 10 | 20 | 62,687 | ArS | L.Dickey 58 |
| N 13 | Los Angeles Rams (Milw)..... | L | 6 | 24 | 52,948 | CoS | L.Dickey 40 |
| N 21 | @ Washington Redskins..... | L | 9 | 10 | 51,498 | RFK | D.Whitehurst 56 |
| N 27 | Minnesota Vikings (GB)..... | L | 6 | 13 | 56,267 | LF | D.Whitehurst 26 |
| D 4 | Detroit Lions (GB)..... | W | 10 | 9 | 56,267 | LF | D.Whitehurst 10 |
| D 11 | @ Chicago Bears..... | L | 10 | 21 | 33,557 | SF | D.Whitehurst 10 |
| D 18 | San Francisco 49ers (Milw)..... | W | 16 | 14 | 44,902 | CoS | D.Whitehurst 40 |
| | | | | 134 | 219 | | 752,332 |
| Home: 2-5 (375,110) | | Away: 2-5 (377,222) | | | | | |

| Scoring | TD | Ru | Pa | Rt | PAT | FG | S | PTS |
|------------------|-----------|-----------|-----------|----------|--------------|--------------|----------|------------|
| Marcol | 0 | 0 | 0 | 0 | 11/14 | 13/21 | 0 | 50 |
| Odom | 3 | 0 | 3 | 0 | 0 | 0 | 0 | 18 |
| Ba.Smith | 3 | 2 | 1 | 0 | 0 | 0 | 0 | 18 |
| Harrell | 2 | 1 | 0 | 1 | 0 | 0 | 0 | 12 |
| Buchanon | 1 | 0 | 0 | 1 | 0 | 0 | 0 | 6 |
| McGeorge | 1 | 0 | 1 | 0 | 0 | 0 | 0 | 6 |
| *Middleton | 1 | 0 | 0 | 1 | 0 | 0 | 0 | 6 |
| Payne | 1 | 0 | 1 | 0 | 0 | 0 | 0 | 6 |
| Torkelson | 1 | 1 | 0 | 0 | 0 | 0 | 0 | 6 |
| *Whitehurst | 1 | 1 | 0 | 0 | 0 | 0 | 0 | 6 |
| Packers | 14 | 5 | 6 | 3 | 11/14 | 13/21 | 0 | 134 |
| Opponents | 27 | 16 | 10 | 1 | 22/26 | 11/23 | 1 | 219 |

| Field Goals | 1-19 | 20-29 | 30-39 | 40-49 | 50+ |
|-------------------|--|------------|------------|------------|------------|
| Marcol | 2/2 | 2/3 | 4/8 | 5/6 | 0/2 |
| Packers | 2/2 | 2/3 | 4/8 | 5/6 | 0/2 |
| Opponents | 0/0 | 5/8 | 5/7 | 1/7 | 0/1 |
| Marcol: | (19G)(34G)(53N)(36N)(21G,32G) | | | | |
| | (31N,40G,44G)(50N,31G)(39N) | | | | |
| | (40G,42G,44G)(37G)(19G) | | | | |
| | (24G,45N,31N,28N) | | | | |
| Opponents: | (42N,32G)(36N,32G)(23G,44B,29N,35N,29G)(51N)(47G,20G)(23G,22G)(48N,32G,41N)(35G,47B)(21G,31G)(44N)(29N) | | | | |

| | GB | Opp | Rushing | No | Yds | Avg | Long | TD |
|--------------------------|---------|---------|------------------|------------|-------------|------------|-----------|-----------|
| Total First Downs | 195 | 261 | Ba.Smith | 166 | 554 | 3.3 | 11 | 2 |
| Rushing | 81 | 140 | Torkelson | 103 | 309 | 3.0 | 29 | 1 |
| Passing | 91 | 105 | *Simpson | 60 | 204 | 3.4 | 40 | 0 |
| Penalty | 23 | 16 | Harrell | 60 | 140 | 2.3 | 9 | 1 |
| Third Downs | 66/209 | 89/211 | *Middleton | 35 | 97 | 2.8 | 16 | 0 |
| Efficiency | 31.6 | 42.2 | *Whitehurst | 14 | 55 | 3.9 | 19 | 1 |
| Fourth Downs | 0/0 | 0/0 | *Culbreath | 12 | 53 | 4.4 | 18 | 0 |
| Efficiency | 0.0 | 0.0 | Brockington | 11 | 25 | 2.3 | 8 | 0 |
| Total Net Yards | 3212 | 4033 | Dickey | 5 | 24 | 4.8 | 10 | 0 |
| Avg. Per Game | 229.4 | 288.1 | Odom | 1 | 6 | 6.0 | 6 | 0 |
| Total Plays | 828 | 938 | Beverly | 2 | -3 | -1.5 | 0 | 0 |
| Avg. Per Play | 3.9 | 4.3 | Packers | 469 | 1464 | 3.1 | 40 | 5 |
| Net Yards Rushing | 1464 | 2314 | Opponents | 582 | 2314 | 4.0 | 58 | 16 |
| Avg. Per Game | 104.6 | 165.3 | | | | | | |
| Total Rushes | 469 | 582 | | | | | | |
| Net Yards Passing | 1748 | 1719 | | | | | | |
| Avg. Per Game | 124.9 | 122.8 | | | | | | |
| Sacked/Yards Lost | 32/265 | 37/323 | | | | | | |
| Gross Yards | 2013 | 2042 | | | | | | |
| Att./Completions | 327/164 | 319/186 | | | | | | |
| Completion Pct. | 50.2 | 58.3 | | | | | | |
| Had Intercepted | 21 | 13 | | | | | | |
| Punts/Average | 86/39.4 | 76/36.5 | | | | | | |
| Net Punting Avg. | 86/33.7 | 76/31.0 | | | | | | |
| Penalties/Yards | 82/690 | 101/799 | | | | | | |
| Fumbles/Ball Lost | 24/9 | 27/11 | | | | | | |
| Touchdowns | 14 | 27 | | | | | | |
| Rushing | 5 | 16 | | | | | | |
| Passing | 6 | 10 | | | | | | |
| Returns | 3 | 1 | | | | | | |

| NFC Central | W | L | T | Pct | Pts | OP |
|------------------|----------|-----------|----------|-------------|------------|------------|
| Minnesota | 9 | 5 | 0 | .643 | 231 | 227 |
| Chicago | 9 | 5 | 0 | .643 | 255 | 253 |
| Detroit | 6 | 8 | 0 | .429 | 183 | 252 |
| Green Bay | 4 | 10 | 0 | .286 | 134 | 219 |
| Tampa Bay | 2 | 12 | 0 | .143 | 103 | 223 |

| Interceptions | No | Yds | Avg | Long | TD |
|------------------|-----------|------------|-------------|------------|----------|
| Luke | 4 | 9 | 2.3 | 7 | 0 |
| McCoy | 4 | 2 | 0.5 | 2 | 0 |
| Buchanon | 2 | 41 | 20.5 | 29t | 1 |
| Carr | 1 | 15 | 15.0 | 15 | 0 |
| Gray | 1 | 12 | 12.0 | 12 | 0 |
| Toner | 1 | 10 | 10.0 | 10 | 0 |
| Packers | 13 | 89 | 6.8 | 29t | 1 |
| Opponents | 21 | 349 | 16.6 | 95t | 1 |

| Punting | No | Yds | Avg | TB | In | Lg | B |
|------------------|-----------|-------------|-------------|----------|-----------|-----------|----------|
| Beverly | 85 | 3391 | 39.9 | 9 | 16 | 59 | 1 |
| Packers | 86 | 3391 | 39.4 | 9 | 16 | 59 | 1 |
| Opponents | 76 | 2776 | 36.5 | 5 | 17 | 57 | 2 |

| Punt Returns | Ret | FC | Yds | Avg | Long | TD |
|------------------|-----------|-----------|------------|------------|------------|----------|
| Harrell | 28 | 10 | 253 | 9.0 | 75t | 1 |
| Gray | 10 | 3 | 68 | 6.8 | 24 | 0 |
| Packers | 38 | 13 | 321 | 8.4 | 75t | 1 |
| Opponents | 53 | 4 | 311 | 5.9 | 18 | 0 |

| Kickoff Returns | No | Yds | Avg | Long | TD |
|------------------|-----------|------------|-------------|------------|----------|
| Odom | 23 | 468 | 20.3 | 37 | 0 |
| Wagner | 6 | 62 | 10.3 | 20 | 0 |
| *Culbreath | 5 | 62 | 16.4 | 30 | 0 |
| *Middleton | 4 | 141 | 35.3 | 85t | 1 |
| Thompson | 4 | 82 | 20.5 | 30 | 0 |
| Harrell | 3 | 48 | 16.0 | 24 | 0 |
| Torkelson | 2 | 36 | 18.0 | 25 | 0 |
| *Gofourth | 1 | 13 | 13.0 | 13 | 0 |
| Gueno | 1 | 0 | 0.0 | 0 | 0 |
| *Moresco | 1 | 15 | 15.0 | 15 | 0 |
| *Simpson | 1 | 0 | 0.0 | 0 | 0 |
| Packers | 51 | 947 | 18.6 | 85t | 1 |
| Opponents | 39 | 786 | 20.2 | 68 | 0 |

| By Quarter | Q1 | Q2 | Q3 | Q4 | OT | Pts |
|------------|----|----|----|----|----|-----|
| Packers | 53 | 49 | 22 | 10 | 0 | 134 |
| Opponents | 44 | 76 | 21 | 78 | 0 | 219 |

| Primary Starters | | | | | |
|------------------|---------------|-----|-------------|--|--|
| WR | S.Odom | LE | *M.Butler | | |
| LT | M.Koncar | LT | D.Roller | | |
| LG | S.Knutson | RT | D.Pureifory | | |
| | D.Havig | RE | R.Barber | | |
| C | L.McCarren | LLB | T.Toner | | |
| RG | M.Jackson | CG | G.Weaver | | |
| RT | D.Himes | MLB | J.Carter | | |
| TE | R.McGeorge | RLB | F.Carr | | |
| WR | O.Smith | LCB | W.Buchanon | | |
| QB | L.Dickey | RCB | M.C.McCoy | | |
| | *D.Whitehurst | SS | S.Luke | | |
| RB | E.Torkelson | FS | J.Gray | | |
| FB | Ba.Smith | | | | |

| Receiving | No | Yds | Avg | Long | TD |
|------------------|------------|-------------|-------------|------------|-----------|
| Ba.Smith | 37 | 340 | 9.2 | 42 | 1 |
| Odom | 27 | 549 | 20.3 | 95t | 3 |
| O.Smith | 22 | 357 | 16.2 | 41 | 0 |
| Harrell | 19 | 194 | 10.2 | 48 | 0 |
| McGeorge | 17 | 142 | 8.4 | 18 | 1 |
| Torkelson | 11 | 107 | 9.7 | 14 | 0 |
| Vataha | 10 | 109 | 10.9 | 20 | 0 |
| Payne | 7 | 99 | 14.1 | 45 | 1 |
| *Simpson | 5 | 19 | 3.8 | 14 | 0 |
| Askson | 2 | 51 | 25.5 | 34 | 0 |
| Thompson | 2 | 12 | 6.0 | 14 | 0 |
| *Culbreath | 2 | 6 | 3.0 | 5 | 0 |
| Brockington | 2 | 1 | 0.5 | 6 | 0 |
| *Middleton | 1 | 27 | 27.0 | 27 | 0 |
| Packers | 164 | 2013 | 12.3 | 95t | 6 |
| Opponents | 186 | 2042 | 11.0 | 59t | 10 |

| Passing | Att | Cmp | Yds | Cmp% | Yds/Att | TD | TD% | Int | Int% | LG | Sck/Yds | Rtng |
|------------------|------------|------------|-------------|-------------|-------------|-----------|------------|-----------|------------|------------|---------------|-------------|
| Dickey | 220 | 113 | 1346 | 51.4 | 6.12 | 5 | 2.3 | 14 | 6.4 | 95t | 21/187 | 51.4 |
| *Whitehurst | 105 | 50 | 634 | 47.6 | 6.04 | 1 | 1.0 | 7 | 6.7 | 48 | 10/68 | 42.3 |
| Dowling | 1 | 0 | 0 | 0.0 | 0.00 | 0 | 0.0 | 0 | 0.0 | 0 | 0/0 | 39.6 |
| Harrell | 1 | 1 | 33 | 100.0 | 33.00 | 0 | 0.0 | 0 | 0.0 | 33 | 1/10 | 118.8 |
| Packers | 327 | 164 | 2013 | 50.2 | 6.16 | 6 | 1.8 | 21 | 6.4 | 95t | 32/265 | 48.9 |
| Opponents | 319 | 186 | 2042 | 58.3 | 6.40 | 10 | 3.1 | 13 | 4.1 | 59t | 37/323 | 70.8 |

* — rookie

COMMUNITY
 ADMIN. & COACHES
 VETERANS
 DRAFT & FREE AGENTS
 2016 REVIEW
 1977
 LAMBAU FIELD
 MISC.

8-7-1, .531, SECOND, NFC CENTRAL 1978

| Head Coach: | Bart Starr | GB | Opp | Attend | Site | Starting QB | Temp |
|-------------|---------------------------|----|-----|--------|--------|-------------|-------------------|
| S 3 | @ Detroit Lions | W | 13 | 7 | 51,187 | PSD | D.Whitehurst dome |
| S 10 | New Orleans Saints (Milw) | W | 28 | 17 | 54,336 | CoS | D.Whitehurst 85 |
| S 17 | Oakland Raiders (GB) | L | 3 | 28 | 55,903 | LF | D.Whitehurst 65 |
| S 24 | @ San Diego Chargers | W | 24 | 3 | 42,755 | SDS | D.Whitehurst 102 |
| O 1 | Detroit Lions (Milw) | W | 35 | 14 | 54,601 | CoS | D.Whitehurst 62 |
| O 8 | Chicago Bears (GB) | W | 24 | 14 | 56,267 | LF | D.Whitehurst 48 |
| O 15 | Seattle Seahawks (Milw) | W | 45 | 28 | 52,712 | CoS | D.Whitehurst 42 |
| O 22 | @ Minnesota Vikings | L | 7 | 21 | 47,411 | Met | D.Whitehurst 46 |
| O 29 | Tampa Bay Buccaneers (GB) | W | 9 | 7 | 55,108 | LF | D.Whitehurst 50 |
| N 5 | @ Philadelphia Eagles | L | 3 | 10 | 64,214 | VS | D.Whitehurst 64 |
| N 12 | Dallas Cowboys (Milw) | L | 14 | 42 | 55,256 | CoS | D.Whitehurst 42 |
| N 19 | @ Denver Broncos | L | 3 | 16 | 74,965 | MHS | D.Whitehurst 35 |
| N 26 | Minnesota Vikings (GB) | +T | 10 | 10 | 51,737 | LF | D.Whitehurst 30 |
| D 3 | @ Tampa Bay Buccaneers | W | 17 | 7 | 67,754 | TaS | D.Whitehurst 83 |
| D 10 | @ Chicago Bears | L | 0 | 14 | 34,306 | SF | D.Whitehurst 15 |
| D 17 | @ Los Angeles Rams | L | 14 | 31 | 42,500 | LAC | D.Whitehurst 58 |

Home: 5-2-1 (435,920) Away: 3-5 (425,092) + — overtime

| | GB | Opp | Rushing | No | Yds | Avg | Long | TD |
|--------------------------|---------|---------|------------|-----|------|-----|------|----|
| Total First Downs | 226 | 302 | Middleton | 284 | 1116 | 3.9 | 76t | 11 |
| Rushing | 105 | 137 | Smith | 154 | 567 | 3.7 | 33 | 4 |
| Passing | 101 | 143 | Culbreath | 30 | 92 | 3.1 | 15 | 0 |
| Penalty | 20 | 22 | Whitehurst | 28 | 67 | 2.4 | 18 | 1 |
| Third Downs | 66/226 | 102/269 | Simpson | 27 | 58 | 2.1 | 11 | 0 |
| Efficiency | 29.2 | 37.9 | *Landers | 7 | 40 | 5.7 | 10 | 0 |
| Fourth Downs | 0/0 | 0/0 | B.Douglass | 4 | 27 | 6.8 | 17 | 0 |
| Efficiency | 0.0 | 0.0 | Thompson | 4 | 25 | 6.3 | 13 | 0 |
| Possession Avg. | 28:02 | 31:58 | Torkelson | 6 | 18 | 3.0 | 6 | 0 |
| Total Net Yards | 4107 | 4963 | *Lofton | 3 | 13 | 4.3 | 15 | 0 |
| Avg. Per Game | 256.7 | 310.2 | Beverly | 1 | 0 | 0.0 | 0 | 0 |
| Total Plays | 944 | 1131 | *Sproul | 2 | 0 | 0.0 | 0 | 0 |
| Avg. Per Play | 4.4 | 4.4 | Packers | 550 | 2023 | 3.7 | 76t | 16 |
| Net Yards Rushing | 2023 | 2439 | Opponents | 620 | 2439 | 3.9 | 33t | 19 |
| Avg. Per Game | 126.4 | 152.4 | | | | | | |
| Total Rushes | 550 | 620 | | | | | | |
| Net Yards Passing | 2084 | 2524 | | | | | | |
| Avg. Per Game | 130.3 | 157.8 | | | | | | |
| Sacked/Yards Lost | 37/274 | 48/386 | | | | | | |
| Gross Yards | 2358 | 2910 | | | | | | |
| Att./Completions | 357/180 | 463/254 | | | | | | |
| Completion Pct. | 50.4 | 54.9 | | | | | | |
| Had Intercepted | 18 | 27 | | | | | | |

| | GB | Opp | Punting | No | Yds | Avg | TD | In | Lg | B |
|--------------------------|----------|---------|----------------|-----|------|------|----|----|----|---|
| Punts/Average | 106/35.5 | 90/37.9 | Beverly | 106 | 3759 | 35.5 | 9 | 20 | 57 | 0 |
| Net Punting Avg. | 106/31.1 | 90/32.0 | Packers | 106 | 3759 | 35.5 | 9 | 20 | 57 | 0 |
| Penalties/Yards | 99/776 | 116/949 | Opponents | 90 | 3411 | 37.9 | 7 | 23 | 61 | 1 |
| Fumbles/Ball Lost | 35/24 | 40/20 | | | | | | | | |
| Touchdowns | 31 | 36 | | | | | | | | |
| Rushing | 16 | 19 | | | | | | | | |
| Passing | 11 | 16 | | | | | | | | |
| Returns | 4 | 1 | | | | | | | | |

| By Quarter | Q1 | Q2 | Q3 | Q4 | OT | Pts |
|------------|----|----|----|----|----|-----|
| Packers | 77 | 58 | 66 | 48 | 0 | 249 |
| Opponents | 20 | 84 | 83 | 82 | 0 | 269 |

Primary Starters

| | | | |
|----|--------------|-----|----------------|
| WR | *J.Lofton | LE | M.Butler |
| LT | T.Stokes | LT | D.Roller |
| LG | D.Gofourth | RT | C.Barzilauskas |
| C | L.McCarren | RE | E.Johnson |
| RG | M.Jackson | LLB | G.Weaver |
| RT | G.Koch | MLB | *M.Hunt |
| TE | R.McGeorge | RLB | *J.Anderson |
| WR | A.Thompson | LCB | W.Buchanan |
| QB | D.Whitehurst | RCB | M.C.McCoy |
| RB | T.Middleton | SS | S.Luke |
| FB | B.Smith | FS | J.Gray |

| NFC Central | W | L | T | Pct | Pts | OP |
|------------------|----------|----------|----------|-------------|------------|------------|
| Minnesota | 8 | 7 | 1 | .531 | 294 | 306 |
| Green Bay | 8 | 7 | 1 | .531 | 249 | 269 |
| Detroit | 7 | 9 | 0 | .438 | 290 | 300 |
| Chicago | 7 | 9 | 0 | .438 | 253 | 274 |
| Tampa Bay | 5 | 11 | 0 | .313 | 241 | 259 |

| Receiving | No | Yds | Avg | Long | TD |
|----------------|------------|-------------|-------------|------------|-----------|
| *Lofton | 46 | 818 | 17.8 | 58t | 6 |
| Smith | 37 | 256 | 6.9 | 24 | 0 |
| Middleton | 34 | 332 | 9.8 | 50 | 1 |
| Thompson | 26 | 527 | 20.3 | 57 | 2 |
| McGeorge | 23 | 247 | 10.7 | 25 | 1 |
| Culbreath | 7 | 78 | 11.1 | 19 | 0 |
| Odom | 4 | 60 | 15.0 | 18t | 1 |
| Torkelson | 2 | 36 | 18.0 | 31 | 0 |
| Simpson | 1 | 4 | 4.0 | 4 | 0 |
| Packers | 180 | 2358 | 13.1 | 58t | 11 |
| Opponents | 254 | 2910 | 11.5 | 53 | 16 |

* — rookie

| Passing | Att | Cmp | Yds | Cmp% | Yds/Att | TD | TD% | Int | Int% | LG | Sck/Yds | Rtng |
|----------------|------------|------------|-------------|-------------|-------------|-----------|------------|-----------|------------|------------|---------------|-------------|
| Whitehurst | 328 | 168 | 2093 | 51.2 | 6.38 | 10 | 3.0 | 17 | 5.2 | 58t | 35/258 | 59.9 |
| *Sproul | 13 | 5 | 87 | 38.5 | 6.69 | 0 | 0.0 | 0 | 0.0 | 25 | 1/7 | 62.0 |
| B.Douglass | 12 | 5 | 90 | 41.7 | 7.50 | 1 | 8.3 | 1 | 8.3 | 30 | 1/9 | 61.1 |
| Beverly | 2 | 2 | 88 | 100.0 | 44.00 | 0 | 0.0 | 0 | 0.0 | 57 | 0/0 | 118.8 |
| Lofton | 2 | 0 | 0 | 0.0 | 0.00 | 0 | 0.0 | 0 | 0.0 | 0 | 0/0 | 39.6 |
| Packers | 357 | 180 | 2358 | 50.4 | 6.61 | 11 | 3.1 | 18 | 5.0 | 58t | 37/274 | 60.9 |
| Opponents | 463 | 254 | 2910 | 54.9 | 6.29 | 16 | 3.5 | 27 | 5.8 | 53 | 48/386 | 61.2 |

| Scoring | TD | Ru | Pa | Rt | PAT | FG | S | Pts |
|------------------|-----------|-----------|-----------|----------|--------------|--------------|----------|------------|
| Middleton | 12 | 11 | 1 | 0 | | | | 72 |
| Marcol | 0 | 0 | 0 | 30 | 30/30 | 11/19 | 0 | 63 |
| *Lofton | 6 | 0 | 6 | 0 | | | | 36 |
| Smith | 4 | 4 | 0 | 0 | | | | 24 |
| Odom | 2 | 0 | 1 | 1 | | | | 12 |
| Thompson | 2 | 0 | 2 | 0 | | | | 12 |
| Buchanan | 1 | 0 | 1 | 0 | | | | 6 |
| *Landers | 1 | 0 | 0 | 1 | | | | 6 |
| Luke | 1 | 0 | 0 | 1 | | | | 6 |
| McGeorge | 1 | 0 | 1 | 0 | | | | 6 |
| Whitehurst | 1 | 0 | 0 | 0 | | | | 6 |
| Packers | 31 | 16 | 11 | 4 | 30/30 | 11/19 | 0 | 249 |
| Opponents | 36 | 19 | 16 | 1 | 36/36 | 5/18 | 1 | 269 |

| Field Goals | 1-19 | 20-29 | 30-39 | 40-49 | 50+ |
|-------------------|---|------------|------------|------------|------------|
| Marcol | 2/2 | 3/5 | 2/5 | 4/6 | 0/1 |
| Packers | 2/2 | 3/5 | 2/5 | 4/6 | 0/1 |
| Opponents | 1/1 | 2/4 | 1/6 | 1/7 | 0/0 |
| Marcol: | (41G,23G)(51N)(34G)(28N,37G)(41N)(41G)(22G)(0)(38N,48G)(42G,32N)(0)(19G,35N,27N)(19G,40N)(27G)(0) | | | | |
| Opponents: | (0)(37G,42N)(26N)(43G)(0)(44N)(45N)(35N)(47N,35N)(27G,38N)(33N)(19G,32N,21N)(40N)(41N)(24G) | | | | |

| Interceptions | No | Yds | Avg | Long | TD |
|------------------|-----------|------------|-------------|------------|----------|
| Buchanan | 9 | 93 | 10.3 | 77t | 1 |
| *Anderson | 5 | 27 | 5.4 | 12 | 0 |
| Gray | 3 | 66 | 22.0 | 66 | 0 |
| McCoy | 3 | 34 | 11.3 | 23 | 0 |
| *Hood | 3 | 18 | 6.0 | 18 | 0 |
| Luke | 2 | 91 | 45.5 | 63t | 1 |
| *Hunt | 1 | 10 | 10.0 | 10 | 0 |
| Barzilauskas | 1 | 5 | 5.0 | 5 | 0 |
| Packers | 27 | 344 | 12.7 | 77t | 2 |
| Opponents | 18 | 262 | 14.6 | 44t | 1 |

| Punting | No | Yds | Avg | TD | In | Lg | B |
|----------------|------------|-------------|-------------|----------|-----------|-----------|----------|
| Beverly | 106 | 3759 | 35.5 | 9 | 20 | 57 | 0 |
| Packers | 106 | 3759 | 35.5 | 9 | 20 | 57 | 0 |
| Opponents | 90 | 3411 | 37.9 | 7 | 23 | 61 | 1 |

| Punt Returns | Ret | FC | Yds | Avg | Long | TD |
|------------------|-----------|-----------|------------|------------|-----------|----------|
| Odom | 33 | 7 | 298 | 9.0 | 48 | 0 |
| Gray | 11 | 6 | 95 | 8.6 | 22 | 0 |
| *Sampson | 1 | 0 | 0 | 0.0 | 0 | 0 |
| Tullis | 1 | 0 | 0 | 0.0 | 0 | 0 |
| Packers | 46 | 13 | 393 | 8.5 | 48 | 0 |
| Opponents | 51 | 22 | 286 | 5.6 | 16 | 0 |

| Kickoff Returns | No | Yds | Avg | Long | TD |
|------------------|-----------|-------------|-------------|------------|----------|
| Odom | 25 | 677 | 27.1 | 95t | 1 |
| Thompson | 6 | 124 | 20.7 | 31 | 0 |
| Wagner | 6 | 84 | 14.0 | 17 | 0 |
| Culbreath | 4 | 58 | 14.5 | 20 | 0 |
| *Hood | 3 | 74 | 24.7 | 26 | 0 |
| Gueno | 1 | 9 | 9.0 | 9 | 0 |
| E.Johnson | 1 | 14 | 14.0 | 14 | 0 |
| *Landers | 1 | 0 | 0.0 | 0 | 0 |
| *Lofton | 1 | 0 | 0.0 | 0 | 0 |
| McGeorge | 1 | 0 | 0.0 | 0 | 0 |
| Middleton | 1 | 22 | 22.0 | 22 | 0 |
| *Sampson | 1 | 23 | 23.0 | 23 | 0 |
| Smith | 1 | 0 | 0.0 | 0 | 0 |
| Packers | 52 | 1085 | 20.9 | 95t | 1 |
| Opponents | 52 | 1015 | 19.5 | 32 | 0 |

COMMUNITY
ADMIN. & COACHES
VETERANS
DRAFT & FREE AGENTS
2016 REVIEW
1978

LAMBEAU FIELD

MISC.

1979-11-0, .313, FOURTH, NFC CENTRAL

| Head Coach: | Bart Starr | GB | Opp | Attend | Site | Starting QB | Temp |
|----------------------------|---------------------------|----------------------------|-----|--------------|--------|-------------|-----------------|
| S 2 | @ Chicago Bears | L | 3 | 6 | 56,515 | SF | D.Whitehurst 77 |
| S 9 | New Orleans Saints (Milw) | W | 28 | 19 | 53,184 | CoS | D.Whitehurst 66 |
| S 16 | Tampa Bay Buccaneers (GB) | L | 10 | 21 | 55,498 | LF | D.Whitehurst 72 |
| S 23 | @ Minnesota Vikings | L | 21 | 27 | 46,524 | Met | D.Whitehurst 60 |
| O 1 | New England Patriots (GB) | W | 27 | 14 | 52,842 | LF | D.Whitehurst 54 |
| O 7 | @ Atlanta Falcons | L | 7 | 25 | 56,184 | FCS | D.Whitehurst 70 |
| O 14 | Detroit Lions (Milw) | W | 24 | 16 | 53,930 | CoS | D.Whitehurst 56 |
| O 21 | @ Tampa Bay Buccaneers | L | 3 | 21 | 67,186 | TaS | D.Whitehurst 83 |
| O 28 | @ Miami Dolphins | L | 7 | 27 | 47,741 | OB | D.Whitehurst 79 |
| N 4 | New York Jets (GB) | L | 22 | 27 | 54,201 | LF | D.Whitehurst 44 |
| N 11 | Minnesota Vikings (Milw) | W | 19 | 7 | 52,706 | CoS | D.Whitehurst 37 |
| N 18 | @ Buffalo Bills | L | 12 | 19 | 39,679 | RiS | D.Whitehurst 43 |
| N 25 | Philadelphia Eagles (GB) | L | 10 | 21 | 50,023 | LF | D.Whitehurst 40 |
| D 2 | @ Washington Redskins | L | 21 | 38 | 51,682 | RfK | L.Dickey 42 |
| D 9 | Chicago Bears (GB) | L | 14 | 15 | 54,207 | LF | L.Dickey 35 |
| D 15 | @ Detroit Lions | W | 18 | 13 | 57,376 | PSD | L.Dickey dome |
| | | | | 246 | 316 | 849,478 | |
| Home: 4-4 (426,591) | | Away: 1-7 (422,887) | | + — overtime | | | |

| Scoring | TD | Ru | Pa | Rt | PAT | FG | \$ | PTS |
|------------------|-----------|-----------|-----------|----------|--------------|--------------|----------|------------|
| Birney | 0 | 0 | 0 | 0 | 7/10 | 7/9 | 0 | 28 |
| Marcol | 0 | 0 | 0 | 0 | 16/18 | 4/10 | 0 | 28 |
| Coffman | 4 | 0 | 4 | 0 | | | | 24 |
| Lofton | 4 | 0 | 4 | 0 | | | | 24 |
| Smith | 4 | 3 | 1 | 0 | | | | 24 |
| A.Thompson | 4 | 0 | 3 | 1 | | | | 24 |
| Whitehurst | 4 | 4 | 0 | 0 | | | | 24 |
| Middleton | 3 | 2 | 1 | 0 | | | | 18 |
| Torkelson | 3 | 3 | 0 | 0 | | | | 18 |
| *Atkins | 1 | 1 | 0 | 0 | | | | 6 |
| Butler | 1 | 0 | 0 | 1 | | | | 6 |
| Landers | 1 | 0 | 1 | 0 | | | | 6 |
| Simpson | 1 | 1 | 0 | 0 | | | | 6 |
| Tullis | 1 | 0 | 1 | 0 | | | | 6 |
| Anderson | 0 | 0 | 0 | 0 | 1/2 | 1/1 | 0 | 4 |
| Packers | 31 | 14 | 15 | 2 | 24/30 | 12/20 | 0 | 246 |
| Opponents | 37 | 14 | 21 | 2 | 32/35 | 20/33 | 1 | 316 |

| | GB | Opp | Rushing | No | Yds | Avg | Long | TD |
|--------------------------|---------|---------|------------------|------------|-------------|------------|-----------|-----------|
| Total First Downs | 279 | 327 | Middleton | 131 | 495 | 3.8 | 28 | 2 |
| Rushing | 121 | 162 | Torkelson | 98 | 401 | 4.1 | 15 | 3 |
| Passing | 133 | 146 | *Atkins | 42 | 239 | 5.7 | 60 | 1 |
| Penalty | 25 | 19 | Simpson | 66 | 235 | 3.6 | 22 | 1 |
| Third Downs | 85/224 | 114/248 | Smith | 57 | 201 | 3.5 | 23 | 3 |
| Efficiency | 37.9 | 46.0 | Patton | 37 | 134 | 3.6 | 14 | 0 |
| Fourth Downs | 0/0 | 0/0 | Whitehurst | 18 | 73 | 4.1 | 17 | 4 |
| Efficiency | 0.0 | 0.0 | Landers | 17 | 41 | 2.4 | 14 | 0 |
| Possession Avg. | 27:50 | 32:10 | *Ivery | 3 | 24 | 8.0 | 11 | 0 |
| Total Net Yards | 4542 | 5647 | Wagner | 1 | 16 | 16.0 | 16 | 0 |
| Avg. Per Game | 283.9 | 352.9 | Dickey | 5 | 13 | 2.6 | 8 | 0 |
| Total Plays | 974 | 1114 | Culbreath | 5 | 8 | 1.6 | 6 | 0 |
| Avg. Per Play | 4.7 | 5.1 | Lofton | 1 | -1 | -1.0 | -1 | 0 |
| Net Yards Rushing | 1861 | 2885 | A.Thompson | 2 | -18 | -9.0 | -7 | 0 |
| Avg. Per Game | 116.3 | 180.3 | Packers | 483 | 1861 | 3.9 | 60 | 14 |
| Total Rushes | 483 | 639 | Opponents | 639 | 2885 | 4.5 | 80 | 14 |
| Net Yards Passing | 2681 | 2762 | | | | | | |
| Avg. Per Game | 167.6 | 172.6 | | | | | | |
| Sacked/Yards Lost | 47/376 | 35/279 | | | | | | |
| Gross Yards | 3057 | 3041 | | | | | | |
| Att./Completions | 444/240 | 440/249 | | | | | | |
| Completion Pct. | 54.1 | 56.6 | | | | | | |
| Had Intercepted | 22 | 18 | | | | | | |
| Punts/Average | 69/40.4 | 64/39.3 | | | | | | |
| Net Punting Avg. | 69/34.8 | 64/34.3 | | | | | | |
| Penalties/Yards | 93/681 | 106/912 | | | | | | |
| Fumbles/Ball Lost | 37/22 | 30/14 | | | | | | |
| Touchdowns | 31 | 37 | | | | | | |
| Rushing | 14 | 14 | | | | | | |
| Passing | 15 | 21 | | | | | | |
| Returns | 2 | 2 | | | | | | |

| | Q1 | Q2 | Q3 | Q4 | OT | PTS |
|------------------|----|----|----|----|----|-----|
| Packers | 35 | 99 | 64 | 48 | 0 | 246 |
| Opponents | 61 | 90 | 68 | 91 | 6 | 316 |

| NFC Central | W | L | T | Pct | Pts | OP |
|------------------|----------|-----------|----------|-------------|------------|------------|
| Tampa Bay | 10 | 6 | 0 | .625 | 273 | 237 |
| Chicago | 10 | 6 | 0 | .625 | 306 | 249 |
| Minnesota | 7 | 9 | 0 | .438 | 259 | 337 |
| Green Bay | 5 | 11 | 0 | .313 | 246 | 316 |
| Detroit | 2 | 14 | 0 | .125 | 219 | 365 |

| Receiving | No | Yds | Avg | Long | TD |
|------------------|------------|-------------|-------------|------------|-----------|
| Coffman | 56 | 711 | 12.7 | 78t | 4 |
| Lofton | 54 | 968 | 17.9 | 52 | 4 |
| A.Thompson | 25 | 395 | 15.8 | 50 | 3 |
| Smith | 19 | 155 | 8.2 | 22 | 1 |
| Torkelson | 19 | 139 | 7.3 | 14 | 0 |
| Middleton | 18 | 155 | 8.6 | 29 | 1 |
| Simpson | 11 | 46 | 4.2 | 10 | 0 |
| Tullis | 10 | 173 | 17.3 | 52t | 1 |
| *Atkins | 10 | 89 | 8.9 | 19 | 0 |
| *Cassidy | 6 | 102 | 17.0 | 23 | 0 |
| Patton | 6 | 41 | 6.8 | 9 | 0 |
| Landers | 5 | 60 | 12.0 | 55t | 1 |
| Gueno | 1 | 23 | 23.0 | 23 | 0 |
| Packers | 240 | 3057 | 12.7 | 78t | 15 |
| Opponents | 249 | 3041 | 12.2 | 50t | 21 |

| Passing | Att | Cmp | Yds | Cmp% | Yds/Att | TD | Int | Int% | LG | Sck/Yds | Rtg | |
|------------------|------------|------------|-------------|-------------|-------------|-----------|------------|-----------|------------|------------|---------------|-------------|
| Whitehurst | 322 | 179 | 2247 | 55.6 | 6.98 | 10 | 3.1 | 18 | 5.6 | 78t | 32/256 | 64.5 |
| Dickey | 119 | 60 | 787 | 50.4 | 6.61 | 5 | 4.2 | 4 | 3.4 | 52t | 15/120 | 71.7 |
| Beverly | 2 | 1 | 23 | 50.0 | 11.50 | 0 | 0.0 | 0 | 0.0 | 0 | 0/0 | 91.7 |
| Lofton | 1 | 0 | 0 | 0.0 | 0.00 | 0 | 0.0 | 0 | 0.0 | 0 | 0/0 | 39.6 |
| Packers | 444 | 240 | 3057 | 54.1 | 6.89 | 15 | 3.4 | 22 | 5.0 | 78t | 47/376 | 66.4 |
| Opponents | 440 | 249 | 3041 | 56.6 | 6.91 | 21 | 4.8 | 18 | 4.1 | 50t | 35/279 | 76.9 |

| Field Goals | 1-19 | 20-29 | 30-39 | 40-49 | 50+ |
|--|--|------------|--------------|-------------|------------|
| Marcol | 0/0 | 1/2 | 2/5 | 1/3 | 0/0 |
| Birney | 0/0 | 0/0 | 3/3 | 2/2 | 0/1 |
| Anderson | 0/0 | 0/0 | 1/1 | 1/1 | 0/0 |
| Packers | 0/0 | 0/0 | 4/5 | 5/8 | 3/6 |
| Opponents | 1/2 | 6/8 | 10/13 | 3/10 | 0/0 |
| Marcol: | (32N,28G)(38G)(38N,27N) | | | | |
| (46N,32G)(32N,42G,46N)(0)(0)(0)(0)(0) | | | | | |
| Birney: | (0)(0)(0)(0)(0)(0)(0)(25G,32G)(33G)(52N)(27G,25G,46G,46N,41G) | | | | |
| Anderson: | (0)(0)(0)(0)(0)(0)(39G)(0)(0)(0)(0) | | | | |
| Opponents: | (44N,25G,19G)(23G,27G,19N)(32N,42N,47N)(43N)(42N)(23G,48G,42G,27N)(33G)(46N,26G,36G)(32N,24G,39G)(41N,37G,34G,31G,32G)(0)(33G)(34G,33G,33N,28N,44G)(0) | | | | |

| Interceptions | No | Yds | Avg | Long | TD |
|------------------|-----------|------------|-------------|------------|----------|
| Gray | 5 | 66 | 13.2 | 35 | 0 |
| Douglass | 3 | 73 | 24.3 | 46 | 0 |
| McCoy | 3 | 60 | 20.0 | 38 | 0 |
| *Wingo | 2 | 13 | 6.5 | 13 | 0 |
| Hood | 2 | 8 | 4.0 | 6 | 0 |
| Hunt | 1 | 13 | 13.0 | 13 | 0 |
| Luke | 1 | 10 | 10.0 | 10 | 0 |
| *C.Johnson | 1 | 0 | 0.0 | 0 | 0 |
| Packers | 18 | 243 | 13.5 | 46 | 0 |
| Opponents | 22 | 247 | 11.2 | 66t | 2 |

| Punting | No | Yds | Avg | TB | In | Lg | B |
|------------------|-----------|-------------|-------------|----------|-----------|-----------|----------|
| Beverly | 69 | 2785 | 40.4 | 4 | 11 | 65 | 0 |
| Packers | 69 | 2785 | 40.4 | 4 | 11 | 65 | 0 |
| Opponents | 64 | 2516 | 39.3 | 9 | 21 | 68 | 0 |

| Punt Returns | Ret | FC | Yds | Avg | Long | TD |
|------------------|-----------|-----------|------------|------------|-----------|----------|
| Odom | 15 | 5 | 80 | 5.3 | 19 | 0 |
| Gray | 13 | 8 | 61 | 4.7 | 18 | 0 |
| Packers | 28 | 13 | 141 | 5.0 | 19 | 0 |
| Opponents | 43 | 7 | 305 | 7.1 | 19 | 0 |

| Kickoff Returns | No | Yds | Avg | Long | TD |
|------------------|-----------|-------------|-------------|-------------|----------|
| Odom | 29 | 622 | 21.4 | 31 | 0 |
| A.Thompson | 15 | 346 | 23.1 | 100t | 1 |
| McCoy | 11 | 248 | 22.5 | 41 | 0 |
| Sampson | 3 | 45 | 15.0 | 21 | 0 |
| S.Johnson | 1 | 16 | 16.0 | 16 | 0 |
| Wagner | 1 | 8 | 8.0 | 8 | 0 |
| *Wellman | 1 | 10 | 10.0 | 10 | 0 |
| Packers | 61 | 1295 | 21.2 | 100t | 1 |
| Opponents | 50 | 999 | 20.0 | 69 | 0 |

* — rookie

| Primary Starters | | | |
|------------------|--------------|----------|------------|
| WR | J.Lofton | LE | M.Butler |
| LT | M.Koncar | LT | E.Edwards |
| LG | D.Gofourth | | T.Jones |
| C | L.McCarren | RT | *C.Johnson |
| RG | L.Harris | RE | E.Johnson |
| RT | G.Koch | R.Barber | |
| TE | P.Coffman | LLB | G.Weaver |
| WR | A.Thompson | MLB | *R.Wingo |
| QB | D.Whitehurst | RLB | M.Douglass |
| RB | T.Middleton | LCB | E.Hood |
| FB | E.Torkelson | RCB | M.C.McCoy |
| | B.Smith | FS | J.Gray |
| | | SS | S.Luke |

COMMUNITY
 ADMIN. & COACHES
 VETERANS
 DRAFT & FREE AGENTS
 2016 REVIEW
 1979
 LAMBAU FIELD
 MISC.

5-10-1, .344, FIFTH, NFC CENTRAL 1980

| Head Coach: | GB | Opp | Attend | Site | Starting QB | Temp |
|---------------------------------------|----|-----------------------|--------|--------------|-------------|---------------|
| S 7 Chicago Bears (GB)..... | +W | 12 | 6 | 54,381 | LF | L.Dickey 70 |
| S 14 Detroit Lions (Milw)..... | L | 7 | 29 | 53,099 | CoS | L.Dickey 59 |
| S 21 @ Los Angeles Rams..... | L | 21 | 51 | 63,850 | AnS | L.Dickey 78 |
| S 28 Dallas Cowboys (Milw)..... | L | 7 | 28 | 54,776 | CoS | L.Dickey 57 |
| O 5 Cincinnati Bengals (GB)..... | W | 14 | 9 | 55,006 | LF | L.Dickey 48 |
| O 12 @ Tampa Bay Buccaneers..... | +T | 14 | 14 | 64,854 | TaS | L.Dickey 81 |
| O 19 @ Cleveland Browns..... | L | 21 | 26 | 75,548 | CMs | L.Dickey 51 |
| O 26 Minnesota Vikings (GB)..... | W | 16 | 3 | 56,191 | LF | L.Dickey 36 |
| N 2 @ Pittsburgh Steelers..... | L | 20 | 22 | 52,165 | TRS | L.Dickey 44 |
| N 9 San Francisco 49ers (Milw)..... | W | 23 | 16 | 54,475 | CoS | L.Dickey 52 |
| N 16 @ New York Giants..... | L | 21 | 27 | 76,609 | GS | L.Dickey 43 |
| N 23 @ Minnesota Vikings..... | W | 25 | 13 | 47,234 | Met | L.Dickey 35 |
| N 30 Tampa Bay Buccaneers (Milw)..... | L | 17 | 20 | 54,225 | CoS | L.Dickey 42 |
| D 7 @ Chicago Bears..... | L | 7 | 61 | 57,176 | SF | L.Dickey 57 |
| D 14 Houston Oilers (GB)..... | L | 3 | 22 | 53,201 | LF | L.Dickey 20 |
| D 21 @ Detroit Lions..... | L | 3 | 24 | 75,111 | PSD | L.Dickey dome |
| | | 231 | 371 | 947,901 | | |
| Home: 4-4 (435,354) | | Away: 1-6-1 (512,547) | | + — overtime | | |

| | GB | Opp | Rushing | No | Yds | Avg | Long | TD |
|--------------------------------|---------|---------|-----------------------|------------|-------------|------------|-----------|-----------|
| Total First Downs | 307 | 316 | Ivery..... | 202 | 831 | 4.1 | 38 | 3 |
| Rushing..... | 119 | 136 | *Ellis..... | 126 | 545 | 4.3 | 22 | 5 |
| Passing..... | 164 | 166 | Atkins..... | 67 | 216 | 3.2 | 16 | 1 |
| Penalty..... | 24 | 14 | Middleton..... | 56 | 155 | 2.8 | 15 | 2 |
| Third Downs | 91/235 | 102/237 | Beverly..... | 6 | 21 | 3.5 | 11 | 0 |
| Efficiency..... | 38.7 | 43.0 | Huckleby..... | 6 | 11 | 1.8 | 9 | 1 |
| Fourth Downs | 0/0 | 0/0 | Dickey..... | 19 | 11 | 0.6 | 7 | 1 |
| Efficiency..... | 0.0 | 0.0 | V.Anderson..... | 4 | 5 | 1.3 | 4 | 0 |
| Possession Avg. | 30:17 | 29:43 | A.Thompson..... | 5 | 5 | 1.0 | 16 | 0 |
| Total Net Yards | 5097 | 5782 | Coffman..... | 1 | 3 | 3.0 | 3 | 0 |
| Avg. Per Game..... | 318.6 | 361.4 | Smith..... | 1 | 3 | 3.0 | 3 | 0 |
| Total Plays..... | 1047 | 1059 | Packers..... | 493 | 1806 | 3.7 | 38 | 13 |
| Avg. Per Play..... | 4.9 | 5.5 | Opponents..... | 565 | 2399 | 4.2 | 48 | 19 |
| Net Yards Rushing | 1806 | 2399 | | | | | | |
| Avg. Per Game..... | 112.9 | 149.9 | | | | | | |
| Total Rushes..... | 493 | 565 | | | | | | |
| Net Yards Passing | 3291 | 3383 | | | | | | |
| Avg. Per Game..... | 205.7 | 211.4 | | | | | | |
| Sacked/Yards Lost..... | 43/360 | 34/234 | | | | | | |
| Gross Yards..... | 3651 | 3617 | | | | | | |
| Att./Completions..... | 511/289 | 460/259 | | | | | | |
| Completion Pct..... | 56.6 | 56.3 | | | | | | |
| Had Intercepted..... | 29 | 13 | | | | | | |
| Punts/Average | 87/38.2 | 83/39.1 | | | | | | |
| Net Punting Avg..... | 87/32.7 | 83/32.9 | | | | | | |
| Penalties/Yards | 84/697 | 109/872 | | | | | | |
| Fumbles/Ball Lost | 36/12 | 27/14 | | | | | | |
| Touchdowns | 29 | 43 | | | | | | |
| Rushing..... | 13 | 19 | | | | | | |
| Passing..... | 15 | 19 | | | | | | |
| Returns..... | 1 | 5 | | | | | | |
| By Quarter | | | | | | | | |
| | Q1 | Q2 | Q3 | Q4 | OT | Pts | | |
| Packers | 21 | 91 | 33 | 80 | 6 | 231 | | |
| Opponents | 64 | 135 | 65 | 107 | 0 | 371 | | |

Primary Starters

| | | | |
|----|------------|----------------|--------------|
| WR | J.Lofton | LE | M.Butler |
| LT | T.Stokes | NT | C.Johnson |
| LG | D.Gofourth | RE | E.Johnson |
| C | L.McCarren | LOLB | J.Anderson |
| RG | L.Harris | J.Gueno | |
| RT | G.Koch | LILB | E.O'Neil |
| TE | P.Coffman | K.Allerman | |
| WR | A.Thompson | RILB | E.O'Neil (4) |
| QB | L.Dickey | K.Allerman (3) | |
| RB | E.Ivery | M.Hunt (3) | |
| FB | *G.Ellis | ROLB | M.Douglass |
| | | LCB | E.Hood |
| | | RCB | M.C.McCoy |
| | | SS | S.Luke |
| | | FS | J.Gray |

| NFC Central | W | L | T | Pct | Pts | OP |
|-----------------------|----------|-----------|----------|-------------|------------|------------|
| Minnesota..... | 9 | 7 | 0 | .563 | 317 | 308 |
| Detroit..... | 9 | 7 | 0 | .563 | 334 | 272 |
| Chicago..... | 7 | 9 | 0 | .438 | 304 | 264 |
| Tampa Bay..... | 5 | 10 | 1 | .344 | 271 | 341 |
| Green Bay..... | 5 | 10 | 1 | .344 | 231 | 371 |

| Receiving | No | Yds | Avg | Long | TD |
|-----------------------|------------|-------------|-------------|-----------|-----------|
| Lofton..... | 71 | 1226 | 17.3 | 47 | 4 |
| Ivery..... | 50 | 481 | 9.6 | 46 | 1 |
| *Ellis..... | 48 | 496 | 10.3 | 69 | 3 |
| Coffman..... | 42 | 496 | 11.8 | 25 | 3 |
| A.Thompson..... | 40 | 609 | 15.2 | 55 | 2 |
| Middleton..... | 13 | 59 | 4.5 | 17 | 0 |
| Atkins..... | 7 | 47 | 6.7 | 16 | 1 |
| Cassidy..... | 5 | 109 | 21.8 | 43 | 0 |
| *Nixon..... | 4 | 78 | 19.5 | 32 | 0 |
| Larson..... | 4 | 37 | 9.3 | 21 | 1 |
| Huckleby..... | 3 | 11 | 3.7 | 8 | 0 |
| V.Anderson..... | 2 | 2 | 1.0 | 2 | 0 |
| Packers..... | 289 | 3651 | 12.6 | 69 | 15 |
| Opponents..... | 259 | 3617 | 14.0 | 87 | 19 |

* — rookie

| Passing | Att | Cmp | Yds | Cmp% | Yds/Att | TD | TD% | Int | Int% | LG | Sck/Yds | Rtng |
|-----------------------|------------|------------|-------------|-------------|-------------|-----------|------------|-----------|------------|-----------|---------------|-------------|
| Dickey..... | 478 | 278 | 3529 | 58.2 | 7.38 | 15 | 3.1 | 25 | 5.2 | 69 | 37/314 | 70.0 |
| Whitehurst..... | 15 | 5 | 55 | 33.3 | 3.67 | 0 | 0.0 | 1 | 6.7 | 24 | 3/19 | 17.4 |
| Troup..... | 12 | 4 | 48 | 33.3 | 4.00 | 0 | 0.0 | 3 | 25.0 | 24 | 2/20 | 6.9 |
| Pisarkiewicz..... | 5 | 2 | 19 | 40.0 | 3.80 | 0 | 0.0 | 0 | 0.0 | 16 | 1/7 | 51.3 |
| Beverly..... | 1 | 0 | 0 | 0.0 | 0.00 | 0 | 0.0 | 0 | 0.0 | 0 | 0/0 | 39.6 |
| Packers..... | 511 | 289 | 3651 | 56.6 | 7.14 | 15 | 2.9 | 29 | 5.7 | 69 | 43/360 | 65.1 |
| Opponents..... | 460 | 259 | 3617 | 56.3 | 7.86 | 19 | 4.1 | 13 | 2.8 | 87 | 34/234 | 83.8 |

| Scoring | TD | Ru | Pa | Rt | PAT | FG | S | P | TS |
|-----------------------|-----------|-----------|-----------|----------|--------------|--------------|----------|------------|----|
| *Ellis..... | 8 | 5 | 3 | 0 | | | | | 0 |
| CoS..... | 0 | 0 | 0 | 0 | 14/18 | 6/12 | 0 | 32 | |
| Ivery..... | 4 | 3 | 1 | 0 | | | | 24 | |
| Lofton..... | 4 | 0 | 4 | 0 | | | | 24 | |
| Marcol..... | 1 | 0 | 0 | 1 | 7/7 | 2/3 | 0 | 19 | |
| Coffman..... | 3 | 0 | 3 | 0 | | | | 18 | |
| Atkins..... | 2 | 1 | 1 | 0 | | | | 12 | |
| Middleton..... | 2 | 2 | 0 | 0 | | | | 12 | |
| Stenerud..... | 0 | 0 | 0 | 0 | 3/3 | 3/5 | 0 | 12 | |
| A.Thompson..... | 2 | 0 | 2 | 0 | | | | 12 | |
| Dickey..... | 1 | 1 | 0 | 0 | | | | 6 | |
| Huckleby..... | 1 | 1 | 0 | 0 | | | | 6 | |
| Larson..... | 1 | 0 | 1 | 0 | | | | 6 | |
| Packers..... | 29 | 13 | 15 | 1 | 24/28 | 11/20 | 0 | 231 | |
| Opponents..... | 43 | 19 | 19 | 5 | 36/42 | 25/27 | 1 | 371 | |

| Field Goals | 1-19 | 20-29 | 30-39 | 40-49 | 50+ |
|---|------------|--------------|------------|------------|------------|
| Birney..... | 0/0 | 1/2 | 4/6 | 0/2 | 1/2 |
| Stenerud..... | 0/0 | 1/1 | 1/1 | 1/1 | 0/3 |
| Marcol..... | 0/0 | 0/0 | 0/1 | 2/2 | 0/0 |
| Packers..... | 0/0 | 2/3 | 5/8 | 3/7 | 1/2 |
| Opponents..... | 1/1 | 10/10 | 7/7 | 7/9 | 0/0 |
| Birney: (0)(0)(0)(47N,24N,36N)(0)(36G)(0)(50G,39G,32G)(53N,42N)(24G,30N,33G)(0)(0)(0) | | | | | |
| Marcol: (41G,46G,35B)(0)(0)(0) | | | | | |
| Stenerud: (0)(0)(0)(0)(0)(0)(0)(0)(40G,45N)(47B)(28G)(33G) | | | | | |
| Opponents: (42G,34G)(32G,39G,43G,42G,23G)(29G)(0)(20G,34G,31G)(0)(40G,42G)(44N,47G)(27G,18G)(24G)(24G,32G)(22G,23G)(39G,44N,20G)(0)(27G,41G) | | | | | |

| Interceptions | No | Yds | Avg | Long | TD |
|-----------------------|-----------|------------|-------------|-----------|----------|
| Gray..... | 5 | 54 | 10.8 | 21 | 0 |
| Turner..... | 2 | 13 | 6.5 | 13 | 0 |
| *Jolly..... | 2 | 2 | 1.0 | 2 | 0 |
| Rudzinski..... | 1 | 14 | 14.0 | 14 | 0 |
| Luke..... | 1 | 9 | 9.0 | 9 | 0 |
| Hood..... | 1 | 0 | 0.0 | 0 | 0 |
| McCoy..... | 1 | 0 | 0.0 | 0 | 0 |
| Packers..... | 13 | 92 | 7.1 | 21 | 0 |
| Opponents..... | 29 | 483 | 16.7 | 99 | 4 |

| Punting | No | Yds | Avg | TD | In | Lg | B |
|-----------------------|-----------|-------------|-------------|-----------|-----------|-----------|----------|
| Beverly..... | 86 | 3294 | 38.3 | 6 | 18 | 55 | 0 |
| Marcol..... | 1 | 33 | 33.0 | 1 | 0 | 33 | 0 |
| Packers..... | 87 | 3327 | 38.2 | 7 | 18 | 55 | 0 |
| Opponents..... | 83 | 3247 | 39.1 | 11 | 23 | 61 | 1 |

| Punt Returns | Ret | FC | Yds | Avg | Long | TD |
|-----------------------|-----------|-----------|------------|------------|-----------|----------|
| Cassidy..... | 17 | 5 | 139 | 8.2 | 20 | 0 |
| *Nixon..... | 11 | 2 | 85 | 7.7 | 16 | 0 |
| *Lee..... | 5 | 0 | 32 | 6.4 | 17 | 0 |
| Gray..... | 4 | 2 | 41.3 | 16 | 0 | |
| Packers..... | 37 | 9 | 297 | 8.0 | 20 | 0 |
| Opponents..... | 50 | 12 | 342 | 6.8 | 21 | 0 |

| Kickoff Returns | No | Yds | Avg | Long | TD |
|-----------------------|-----------|-------------|-------------|-----------|----------|
| *Lee..... | 30 | 589 | 19.6 | 35 | 0 |
| A.Thompson..... | 15 | 283 | 18.9 | 57 | 0 |
| McCoy..... | 14 | 261 | 18.6 | 32 | 0 |
| *Nixon..... | 6 | 160 | 26.7 | 54 | 0 |
| Gray..... | 5 | 63 | 12.6 | 18 | 0 |
| Huckleby..... | 3 | 59 | 19.7 | 21 | 0 |
| Packers..... | 73 | 1415 | 19.4 | 57 | 0 |
| Opponents..... | 52 | 902 | 17.3 | 59 | 0 |

COMMUNITY

ADMIN. & COACHES

VETERANS

DRAFT & FREE AGENTS

2016 REVIEW

1980

LAMBEAU FIELD

MISC.

1981 8-8-0, .500, THIRD, NFC CENTRAL

| Head Coach: | Bart Starr | GB | Opp | Attend | Site | Starting QB | Temp |
|--------------------------------------|----------------------------|-----|--------|---------|--------------|-------------|------|
| S 6 @ Chicago Bears..... | W 16 | 9 | 62,411 | SF | L.Dickey | 70 | |
| S 13 Atlanta Falcons (GB)..... | L 17 | 31 | 55,382 | LF | L.Dickey | 74 | |
| S 20 @ Los Angeles Rams..... | L 23 | 35 | 61,286 | AnS | L.Dickey | 89 | |
| S 27 Minnesota Vikings (Milw)..... | L 13 | 30 | 55,012 | CoS | L.Dickey | 60 | |
| O 4 @ New York Giants..... | W 27 | 14 | 73,684 | GS | L.Dickey | 55 | |
| O 11 Tampa Bay Buccaneers (GB)..... | L 10 | 21 | 55,264 | LF | L.Dickey | 56 | |
| O 18 San Francisco 49ers (Milw)..... | L 3 | 13 | 50,171 | CoS | L.Dickey | 40 | |
| O 25 @ Detroit Lions..... | L 27 | 31 | 76,063 | PSD | L.Dickey | dome | |
| N 1 Seattle Seahawks (GB)..... | W 34 | 24 | 49,467 | LF | D.Whitehurst | 56 | |
| N 8 New York Giants (Milw)..... | W 26 | 24 | 54,138 | CoS | L.Dickey | 53 | |
| N 15 Chicago Bears (GB)..... | W 21 | 17 | 55,338 | LF | D.Whitehurst | 53 | |
| N 22 @ Tampa Bay Buccaneers..... | L 3 | 37 | 63,251 | TaS | D.Whitehurst | 63 | |
| N 29 @ Minnesota Vikings..... | W 35 | 23 | 46,025 | Met | L.Dickey | 33 | |
| D 6 Detroit Lions (GB)..... | W 31 | 17 | 54,481 | LF | L.Dickey | 40 | |
| D 13 @ New Orleans Saints..... | W 35 | 7 | 45,518 | LSD | L.Dickey | dome | |
| D 20 @ New York Jets..... | L 3 | 28 | 56,340 | ShS | L.Dickey | 26 | |
| | | 324 | 361 | 913,831 | | | |
| Home: 4-4 (429,253) | Away: 4-4 (484,578) | | | | | | |

| | GB | Opp |
|--------------------------------|---------|---------|
| Total First Downs | 308 | 326 |
| Rushing..... | 104 | 140 |
| Passing..... | 174 | 168 |
| Penalty..... | 30 | 18 |
| Third Downs | 72/210 | 103/320 |
| Efficiency..... | 34.3 | 44.8 |
| Fourth Downs | 0/1 | 2/2 |
| Efficiency..... | 0.0 | 100.0 |
| Possession Avg. | 29:23 | 30:37 |
| Total Net Yards | 4859 | 5185 |
| Avg. Per Game..... | 303.7 | 324.1 |
| Total Plays..... | 1044 | 1087 |
| Avg. Per Play..... | 4.7 | 4.8 |
| Net Yards Rushing | 1670 | 2098 |
| Avg. Per Game..... | 104.4 | 131.1 |
| Total Rushes..... | 478 | 546 |
| Net Yards Passing | 3189 | 3087 |
| Avg. Per Game..... | 199.3 | 192.9 |
| Sacked/Yards Lost..... | 52/387 | 36/266 |
| Gross Yards..... | 3576 | 3353 |
| Att./Completions..... | 514/286 | 505/284 |
| Completion Pct..... | 55.6 | 56.2 |
| Had Intercepted..... | 24 | 30 |
| Punts/Average | 84/39.6 | 69/39.7 |
| Net Punting Avg..... | 84/31.4 | 69/33.8 |
| Penalties/Yards | 84/687 | 108/907 |
| Fumbles/Ball Lost | 31/17 | 42/24 |
| Touchdowns | 37 | 45 |
| Rushing..... | 11 | 21 |
| Passing..... | 24 | 18 |
| Returns..... | 2 | 6 |

| By Quarter | Q1 | Q2 | Q3 | Q4 | OT | Pts |
|------------|----|-----|----|-----|----|-----|
| Packers | 89 | 108 | 64 | 63 | 0 | 324 |
| Opponents | 51 | 127 | 81 | 102 | 0 | 361 |

Primary Starters

| | | | |
|----|-------------|------|------------|
| WR | J.Lofton | LE | M.Butler |
| LT | M.Koncar | NT | T.Jones |
| LG | D.Goforth | RE | C.Merrill |
| C | L.McCarren | LOLB | J.Anderson |
| RG | L.Harris | LILB | R.Wingo |
| RT | G.Koch | RILB | G.Cumby |
| TE | P.Coffman | ROLB | M.Douglass |
| WR | J.Jefferson | LCB | M.Lee |
| QB | L.Dickey | RCB | M.C.McCoy |
| RB | H.Huckleby | SS | J.Gray |
| FB | G.Ellis | | M.Murphy |
| | | FS | M.Harvey |

| | GB | Opp |
|--------------------------------|---------|---------|
| Total First Downs | 308 | 326 |
| Rushing..... | 104 | 140 |
| Passing..... | 174 | 168 |
| Penalty..... | 30 | 18 |
| Third Downs | 72/210 | 103/320 |
| Efficiency..... | 34.3 | 44.8 |
| Fourth Downs | 0/1 | 2/2 |
| Efficiency..... | 0.0 | 100.0 |
| Possession Avg. | 29:23 | 30:37 |
| Total Net Yards | 4859 | 5185 |
| Avg. Per Game..... | 303.7 | 324.1 |
| Total Plays..... | 1044 | 1087 |
| Avg. Per Play..... | 4.7 | 4.8 |
| Net Yards Rushing | 1670 | 2098 |
| Avg. Per Game..... | 104.4 | 131.1 |
| Total Rushes..... | 478 | 546 |
| Net Yards Passing | 3189 | 3087 |
| Avg. Per Game..... | 199.3 | 192.9 |
| Sacked/Yards Lost..... | 52/387 | 36/266 |
| Gross Yards..... | 3576 | 3353 |
| Att./Completions..... | 514/286 | 505/284 |
| Completion Pct..... | 55.6 | 56.2 |
| Had Intercepted..... | 24 | 30 |
| Punts/Average | 84/39.6 | 69/39.7 |
| Net Punting Avg..... | 84/31.4 | 69/33.8 |
| Penalties/Yards | 84/687 | 108/907 |
| Fumbles/Ball Lost | 31/17 | 42/24 |
| Touchdowns | 37 | 45 |
| Rushing..... | 11 | 21 |
| Passing..... | 24 | 18 |
| Returns..... | 2 | 6 |

| NFC Central | W | L | T | Pct | Pts | OP |
|------------------------|----------|----------|----------|-------------|------------|------------|
| Tampa Bay..... | 9 | 7 | 0 | .563 | 315 | 268 |
| Detroit..... | 8 | 8 | 0 | .500 | 397 | 322 |
| Green Bay | 8 | 8 | 0 | .500 | 324 | 361 |
| Minnesota..... | 7 | 9 | 0 | .438 | 325 | 369 |
| Chicago..... | 6 | 10 | 0 | .375 | 253 | 324 |

| Receiving | No | Yds | Avg | Long | TD |
|------------------------|------------|-------------|-------------|------------|-----------|
| Lofton..... | 71 | 1294 | 18.2 | 75t | 8 |
| Ellis..... | 65 | 499 | 7.7 | 46t | 3 |
| Coffman..... | 55 | 687 | 12.5 | 29 | 4 |
| Jefferson..... | 39 | 632 | 16.2 | 41 | 4 |
| Huckleby..... | 27 | 221 | 8.2 | 39t | 3 |
| Middleton..... | 12 | 86 | 7.2 | 27 | 1 |
| Jensen..... | 5 | 49 | 9.8 | 16 | 0 |
| *G.Lewis..... | 3 | 31 | 10.3 | 15 | 0 |
| Au.Thompson..... | 2 | 30 | 15.0 | 25 | 0 |
| Nixon..... | 2 | 27 | 13.5 | 19 | 0 |
| Ivory..... | 2 | 10 | 5.0 | 8 | 0 |
| Cassidy..... | 1 | 6 | 6.0 | 6 | 0 |
| Atkins..... | 1 | 2 | 2.0 | 2 | 0 |
| Swanke..... | 1 | 2 | 2.0 | 2t | 1 |
| Packers | 286 | 3576 | 12.5 | 75t | 24 |
| Opponents | 284 | 3353 | 11.8 | 50t | 18 |

* — rookie

| Passing | Att | Cmp | Yds | Cmp% | Yds/Att | TD | Int | Int% | LG | Sck/Yds | Rtg | |
|------------------------|------------|------------|-------------|-------------|-------------|-----------|------------|-----------|------------|------------|---------------|-------------|
| Dickey..... | 354 | 204 | 2593 | 57.6 | 7.32 | 17 | 4 | 15 | 4.2 | 75t | 40/298 | 79.0 |
| Whitehurst..... | 128 | 66 | 792 | 51.6 | 6.19 | 7 | 5.5 | 5 | 3.9 | 46t | 10/78 | 72.8 |
| *Campbell..... | 30 | 15 | 168 | 50.0 | 5.60 | 0 | 0.0 | 4 | 13.3 | 27 | 2/11 | 27.5 |
| Ellis..... | 2 | 1 | 23 | 50.0 | 11.50 | 0 | 0.0 | 0 | 0.0 | 23 | 0/0 | 91.7 |
| Packers | 514 | 286 | 3576 | 55.6 | 6.96 | 24 | 4.7 | 24 | 4.7 | 75t | 52/387 | 73.5 |
| Opponents | 505 | 284 | 3353 | 56.2 | 6.64 | 18 | 3.6 | 30 | 5.9 | 50t | 36/266 | 63.7 |

| Scoring | TD | Ru | Pa | Rt | PAT | FG | S | PTS |
|------------------------|-----------|-----------|-----------|----------|--------------|--------------|----------|------------|
| Stenerud..... | 0 | 0 | 0 | 0 | 35/36 | 22/24 | 0 | 101 |
| Huckleby..... | 8 | 5 | 3 | 0 | 0 | 0 | 0 | 48 |
| Lofton..... | 8 | 0 | 8 | 0 | 0 | 0 | 0 | 48 |
| Ellis..... | 7 | 4 | 3 | 0 | 0 | 0 | 0 | 42 |
| Coffman..... | 4 | 0 | 4 | 0 | 0 | 0 | 0 | 24 |
| Jefferson..... | 4 | 0 | 4 | 0 | 0 | 0 | 0 | 24 |
| Hood..... | 1 | 0 | 1 | 0 | 0 | 0 | 0 | 6 |
| Ivory..... | 1 | 1 | 0 | 0 | 0 | 0 | 0 | 6 |
| Lee..... | 1 | 0 | 0 | 1 | 0 | 0 | 0 | 6 |
| Middleton..... | 1 | 0 | 1 | 0 | 0 | 0 | 0 | 6 |
| Swanke..... | 1 | 0 | 1 | 0 | 0 | 0 | 0 | 6 |
| Whitehurst..... | 1 | 1 | 0 | 0 | 0 | 0 | 0 | 6 |
| Wingo..... | 0 | 0 | 0 | 0 | 1/1 | 0 | 0 | 1 |
| Packers | 37 | 11 | 24 | 2 | 36/37 | 22/24 | 0 | 324 |
| Opponents | 45 | 21 | 18 | 6 | 43/45 | 16/24 | 0 | 361 |

| Field Goals | 1-19 | 20-29 | 30-39 | 40-49 | 50+ |
|--|------------|------------|-------------|------------|------------|
| Stenerud..... | 2/2 | 7/8 | 9/9 | 2/3 | 2/2 |
| Packers | 2/2 | 7/8 | 9/9 | 2/3 | 2/2 |
| Opponents | 0/0 | 4/4 | 9/12 | 1/5 | 2/3 |
| Stenerud: (33G/)(44G/)(19G,23G,44G/)(24G,46N,27G/)(50G,35G/)(34G/)(26G,28N/)(27G,39G/)(19G,36G/)(32G,28G,35G,23G/)(/)(53G/)(36G/)(31G) | | | | | |
| Opponents: (25G/)(32G,42N/)(/)(34G,30G,25G,34N/)(/)(41N/)(26G,32G/)(37G,50N,49N/)(54G/)(33G/)(36G/)(47G,36G,51G/)(22G/)(38G,31N/)(/)(33N,40N) | | | | | |

| Interceptions | No | Yds | Avg | Long | TD |
|------------------------|-----------|------------|-------------|------------|----------|
| Harvey..... | 6 | 217 | 36.2 | 53 | 0 |
| Lee..... | 6 | 50 | 8.3 | 25 | 0 |
| Hood..... | 3 | 59 | 19.7 | 41t | 1 |
| Murphy..... | 3 | 57 | 19.0 | 50 | 0 |
| Cumby..... | 3 | 22 | 7.3 | 17 | 0 |
| Douglass..... | 3 | 20 | 6.7 | 13 | 0 |
| Anderson..... | 3 | 12 | 4.0 | 8 | 0 |
| McCoy..... | 2 | 20 | 10.0 | 16 | 0 |
| Wingo..... | 1 | 38 | 38.0 | 38 | 0 |
| Packers | 30 | 495 | 16.5 | 53 | 1 |
| Opponents | 24 | 175 | 9.8 | 81t | 3 |

| Punting | No | Yds | Avg | TB | In | Lg | B |
|------------------------|-----------|-------------|-------------|----------|-----------|-----------|----------|
| *Stachowicz..... | 82 | 3330 | 40.6 | 9 | 16 | 72 | 2 |
| Packers | 84 | 3330 | 39.6 | 9 | 16 | 72 | 2 |
| Opponents | 69 | 2738 | 39.7 | 5 | 14 | 58 | 0 |

| Punt Returns | Ret | FC | Yds | Avg | Long | TD |
|------------------------|-----------|-----------|------------|-------------|------------|----------|
| Lee..... | 20 | 1 | 187 | 9.4 | 94t | 1 |
| Nixon..... | 15 | 4 | 118 | 7.9 | 17 | 0 |
| Cassidy..... | 2 | 0 | 0 | 0.0 | 0 | 0 |
| *Whitaker..... | 2 | 0 | 1 | 0.5 | 1 | 0 |
| Gray..... | 1 | 1 | 0 | 0.0 | 0 | 0 |
| Packers | 40 | 10 | 306 | 7.7 | 94t | 1 |
| Opponents | 50 | 4 | 511 | 10.2 | 56t | 0 |

| Kickoff Returns | No | Yds | Avg | Long | TD |
|------------------------|-----------|-------------|-------------|-----------|----------|
| Lee..... | 14 | 270 | 19.3 | 31 | 0 |
| Nixon..... | 12 | 222 | 18.5 | 25 | 0 |
| McCoy..... | 11 | 221 | 20.1 | 36 | 0 |
| Huckleby..... | 7 | 134 | 19.1 | 27 | 0 |
| Middleton..... | 6 | 100 | 16.7 | 30 | 0 |
| Coffman..... | 3 | 77 | 25.7 | 52 | 0 |
| Gray..... | 2 | 24 | 12.0 | 19 | 0 |
| *Braggs..... | 1 | 0 | 0.0 | 0 | 0 |
| Jefferson..... | 1 | 3 | 3.0 | 3 | 0 |
| Jensen..... | 1 | 15 | 15.0 | 15 | 0 |
| Packers | 58 | 1066 | 18.4 | 52 | 0 |
| Opponents | 70 | 1183 | 16.9 | 42 | 0 |

| Head Coach: | Bart Starr | GB | Opp | Attend | Site | Starting QB | Temp |
|-------------|--------------------------|----|-----|--------|---------|-------------|---------------|
| S 12 | Los Angeles Rams (Milw) | W | 35 | 23 | 53,694 | CoS | L.Dickey 75 |
| S 20 | @ New York Giants | W | 27 | 19 | 68,405 | GS | L.Dickey 57 |
| N 21 | Minnesota Vikings (Milw) | W | 26 | 7 | 44,681 | CoS | L.Dickey 45 |
| N 28 | @ New York Jets | L | 13 | 15 | 53,872 | ShS | L.Dickey |
| D 5 | Buffalo Bills (Milw) | W | 33 | 21 | 46,655 | CoS | L.Dickey 43 |
| D 12 | Detroit Lions (GB) | L | 10 | 30 | 51,875 | LF | L.Dickey 10 |
| D 19 | @ Baltimore Colts | T | 20 | 20 | 25,920 | BMS | L.Dickey 37 |
| D 26 | @ Atlanta Falcons | W | 38 | 7 | 50,245 | FCS | L.Dickey 67 |
| J 2 | @ Detroit Lions | L | 24 | 27 | 64,377 | PSD | L.Dickey dome |
| | | | 226 | 169 | 459,724 | | |

Home: 3-1 (196,905) Away: 2-2-1 (262,819) + — overtime

Games Lost to Strike: S 26 Miami Dolphins (GB), O 3 Philadelphia Eagles (Milw), O 10 @ Chicago Bears, O 17 Tampa Bay Buccaneers (GB), O 24 @ Minnesota Vikings, O 31 Chicago Bears (GB), N 7 @ Tampa Bay Buccaneers

NFC First-Round Playoff

J 8 St. Louis Cardinals (GB) . . . W 41 16 54,282 LF L.Dickey 20

NFC Second-Round Playoff

J 16 @ Dallas Cowboys . . . L 26 37 63,972 TxS L.Dickey 54

| | GB | Opp | Rushing | No | Yds | Avg | Long | TD |
|------------------------------------|--------|--------|----------------------------|------------|-------------|------------|------------|-----------|
| Total First Downs | 175 | 164 | Ivory | 127 | 453 | 3.6 | 32 | 9 |
| Rushing | 59 | 58 | Ellis | 62 | 228 | 3.7 | 29 | 1 |
| Passing | 97 | 96 | *Rodgers | 46 | 175 | 3.8 | 13 | 1 |
| Penalty | 19 | 10 | Lofton | 4 | 101 | 25.3 | 83 | 1 |
| Third Downs | 50/121 | 53/138 | *Meade | 14 | 42 | 3.0 | 19 | 0 |
| Efficiency | 41.3 | 38.4 | Jensen | 9 | 28 | 3.1 | 10 | 0 |
| Fourth Downs | 1/3 | 3/12 | Huckleby | 4 | 19 | 4.8 | 7 | 0 |
| Efficiency | 33.3 | 25.0 | Dickey | 13 | 19 | 1.5 | 11 | 0 |
| Possession Avg. | 29:41 | 30:19 | Jefferson | 2 | 16 | 8.0 | 11 | 0 |
| Total Net Yards | 2910 | 2707 | Stachowicz | 2 | 0 | 0.0 | 0 | 0 |
| Avg. Per Game | 323.3 | 300.8 | Packers | 283 | 1081 | 3.8 | 83t | 12 |
| Total Plays | 582 | 622 | Opponents | 275 | 932 | 3.4 | 36 | 9 |
| Avg. Per Play | 5.0 | 4.4 | | | | | | |

| Net Yards Rushing | 1081 | 932 |
|--|---------|---------|
| Avg. Per Game | 120.1 | 103.6 |
| Total Rushes | 283 | 275 |
| Net Yards Passing <th>1829</th> <th>1775</th> | 1829 | 1775 |
| Avg. Per Game | 203.2 | 197.2 |
| Sacked/Yards Lost | 32/239 | 20/175 |
| Gross Yards | 2068 | 1950 |
| Att./Completions | 267/143 | 327/177 |
| Completion Pct. | 53.6 | 54.1 |
| Had Intercepted | 15 | 12 |

| Punts/Average | 42/40.2 | 46/41.8 |
|--|---------|---------|
| Net Punting Avg. | 42/32.4 | 46/35.8 |
| Penalties/Yards <th>42/343</th> <th>72/629</th> | 42/343 | 72/629 |
| Fumbles/Ball Lost <th>20/11</th> <th>26/19</th> | 20/11 | 26/19 |
| Touchdowns <th>27</th> <th>19</th> | 27 | 19 |
| Rushing | 12 | 9 |
| Passing | 12 | 9 |
| Returns | 3 | 1 |

| By Quarter | Q1 | Q2 | Q3 | Q4 | OT | Pts |
|------------|----|----|----|----|----|-----|
| Packers | 26 | 65 | 64 | 71 | 0 | 226 |
| Opponents | 59 | 46 | 29 | 35 | 0 | 169 |

Primary Starters

| | | | |
|----|-------------|---------|-------------|
| WR | J.Lofton | LE | M.Butler |
| LT | K.Swanke | NT | T.Jones |
| LG | D.Gofourth | RE | E.Johnson |
| C | L.McCarren | LOLB | J.Anderson |
| RG | L.Harris | LILB | R.Scott |
| RT | G.Koch | R.Wingo | |
| TE | P.Coffman | RILB | G.Cumby |
| WR | J.Jefferson | ROLB | M.Dougllass |
| QB | L.Dickey | LCB | E.Hood |
| RB | E.Ivory | RCB | M.C.McCoy |
| FB | G.Ellis | SS | J.Gray |
| | | FS | M.Harvey |

| Scoring | TD | Ru | Pa | Rt | PAT | FG | S | PTS |
|------------------|-----------|-----------|-----------|----------|--------------|--------------|----------|------------|
| Stenerud | 0 | 0 | 0 | 0 | 25/27 | 13/18 | 0 | 64 |
| Ivory | 10 | 9 | 1 | 0 | 0 | 0 | 0 | 60 |
| Lofton | 5 | 1 | 4 | 0 | 0 | 0 | 0 | 30 |
| *Rodgers | 3 | 1 | 2 | 0 | 0 | 0 | 0 | 18 |
| Coffman | 2 | 0 | 2 | 0 | 0 | 0 | 0 | 12 |
| *Epps | 2 | 0 | 2 | 0 | 0 | 0 | 0 | 12 |
| Thompson | 2 | 0 | 2 | 0 | 0 | 0 | 0 | 12 |
| Ellis | 1 | 1 | 0 | 0 | 0 | 0 | 0 | 6 |
| Harvey | 1 | 0 | 0 | 1 | 0 | 0 | 0 | 6 |
| Jensen | 1 | 0 | 1 | 0 | 0 | 0 | 0 | 6 |
| Packers | 27 | 12 | 12 | 3 | 25/27 | 13/18 | 0 | 226 |
| Opponents | 19 | 9 | 9 | 1 | 17/19 | 12/18 | 1 | 169 |

| Field Goals | 1-19 | 20-29 | 30-39 | 40-49 | 50+ |
|-------------------------------------|----------------------|------------------|------------------|------------------------------|----------------------|
| Stenerud | 1/1 | 4/5 | 5/5 | 3/6 | 0/1 |
| Packers | 1/1 | 4/5 | 5/5 | 3/6 | 0/1 |
| Opponents | 0/0 | 8/9 | 2/3 | 2/5 | 0/1 |
| Stenerud: () | (48B,37G,22G) | (18G,32G) | (50N) | (33G,25G,22N,31G,42G) | (43N,31G) |
| | (40G,25G,47N) | (22G) | (48G) | | |
| Opponents: (32G,29G,28G,51N) | (37G) | (42B,25G) | (26B,32N) | (27G,27G,25G,44B) | (23G,40G,44B) |

| Interceptions | No | Yds | Avg | Long | TD |
|----------------------------|-----------|------------|-------------|-----------|----------|
| Anderson | 3 | 22 | 7.3 | 9 | 0 |
| Douglass | 2 | 55 | 27.5 | 30 | 0 |
| Harvey | 2 | 32 | 16.0 | 17 | 0 |
| Lee | 1 | 40 | 40.0 | 40 | 0 |
| Gray | 1 | 21 | 21.0 | 21 | 0 |
| Cumby | 1 | 4 | 4.0 | 4 | 0 |
| Hood | 1 | 0 | 0.0 | 0 | 0 |
| Wingo | 1 | 0 | 0.0 | 0 | 0 |
| Packers | 12 | 174 | 14.5 | 40 | 0 |
| Opponents | 15 | 146 | 9.7 | 36 | 0 |

| Punting | No | Yds | Avg | TB | In | LG | B |
|----------------------------|-----------|-------------|-------------|----------|-----------|-----------|----------|
| Stachowicz | 42 | 1687 | 40.2 | 2 | 7 | 53 | 0 |
| Packers | 42 | 1687 | 40.2 | 2 | 7 | 53 | 0 |
| Opponents | 46 | 1925 | 41.8 | 4 | 11 | 55 | 0 |

| Punt Returns | Ret | FC | Yds | Avg | Long | TD |
|----------------------------|-----------|----------|------------|-------------|-----------|----------|
| *Epps | 20 | 5 | 150 | 7.5 | 35 | 0 |
| Gray | 6 | 1 | 48 | 8.0 | 15 | 0 |
| Packers | 26 | 6 | 198 | 7.6 | 35 | 0 |
| Opponents | 27 | 3 | 286 | 10.6 | 58 | 0 |

| Receiving | No | Yds | Avg | Long | TD |
|----------------------------|------------|-------------|-------------|------------|-----------|
| Lofton | 35 | 696 | 19.9 | 80t | 4 |
| Jefferson | 27 | 452 | 16.7 | 50 | 0 |
| Coffman | 23 | 287 | 12.5 | 42 | 2 |
| Ellis | 18 | 140 | 7.8 | 20 | 0 |
| Ivory | 16 | 186 | 11.6 | 62 | 1 |
| *Epps | 10 | 226 | 22.6 | 50 | 2 |
| *Rodgers | 3 | 23 | 7.7 | 16 | 0 |
| G.Lewis | 3 | 21 | 7.0 | 12 | 0 |
| Jensen | 3 | 18 | 6.0 | 11 | 1 |
| *Meade | 3 | -5 | -1.7 | -1 | 0 |
| Thompson | 2 | 24 | 12.0 | 23t | 2 |
| Packers | 143 | 2068 | 14.5 | 80t | 12 |
| Opponents | 177 | 1950 | 11.0 | 44 | 9 |

| Kickoff Returns | No | Yds | Avg | Long | TD |
|----------------------------|-----------|------------|-------------|------------|----------|
| *Rodgers | 20 | 436 | 21.8 | 76 | 0 |
| Huckleby | 5 | 89 | 17.8 | 26 | 0 |
| Clark | 4 | 75 | 18.8 | 30 | 0 |
| Gray | 2 | 29 | 14.5 | 25 | 0 |
| *Meade | 2 | 31 | 15.5 | 17 | 0 |
| C.Lewis | 1 | 4 | 4.0 | 4 | 0 |
| Packers | 34 | 664 | 19.5 | 76 | 0 |
| Opponents | 45 | 875 | 19.4 | 96t | 1 |

| Sacks: | Johnson | 5.5 | C.Merrill | 4.0 | |
|----------|---------|-----------|-----------|----------|-----|
| Douglass | 3.0 | Jones | 3.0 | Butler | 2.0 |
| Harvey | 1.0 | Wingo | 1.0 | Anderson | 0.5 |
| Packers | 20.0 | Opponents | 32.0 | | |

| Passing | Att | Cmp | Yds | Cmp% | Yds/Att | TD | TD% | Int | Int% | LG | Sck | Yds | Rtng |
|----------------------------|------------|------------|-------------|-------------|-------------|-----------|------------|-----------|------------|------------|---------------|-------------|------|
| Dickey | 218 | 124 | 1790 | 56.9 | 8.21 | 12 | 5.5 | 14 | 6.4 | 80t | 25/196 | 75.3 | |
| Whitehurst | 47 | 18 | 235 | 38.3 | 5.00 | 0 | 0.0 | 1 | 2.1 | 22 | 7/43 | 46.0 | |
| Ivory | 1 | 0 | 0 | 0.0 | 0.00 | 0 | 0.0 | 0 | 0.0 | 0 | 0/0 | 39.6 | |
| Lofton | 1 | 1 | 43 | 100.0 | 43.00 | 0 | 0.0 | 0 | 0.0 | 43 | 0/0 | 118.8 | |
| Packers | 267 | 143 | 2068 | 53.6 | 7.75 | 12 | 4.5 | 15 | 5.6 | 80t | 32/239 | 70.6 | |
| Opponents | 327 | 177 | 1950 | 54.1 | 5.96 | 9 | 2.8 | 12 | 3.7 | 44 | 20/175 | 65.9 | |

COMMUNITY
ADMIN. & COACHES
VETERANS
DRAFT & FREE AGENTS
2016 REVIEW
1982
LAMBEAU FIELD
MISC.

1983 8-8-0, .500, SECOND, NFC CENTRAL

| Head Coach: | Bart Starr | GB | Opp | Attend | Site | Starting QB | Temp |
|-------------------------------|----------------------------|------------|----------------|--------|----------|-------------|--------------|
| S 4 @ Houston Oilers | W 41 | 38 | 44,073 | AD | L.Dickey | dome | |
| S 11 Pittsburgh Steelers (GB) | L 21 | 25 | 55,154 | LF | L.Dickey | 68 | |
| S 18 Los Angeles Rams (Milw) | W 27 | 24 | 54,037 | CoS | L.Dickey | 68 | |
| S 26 @ New York Giants | L 3 | 27 | 75,308 | GS | L.Dickey | 62 | |
| O 2 Tampa Bay Buccaneers (GB) | W 55 | 14 | 54,272 | LF | L.Dickey | 71 | |
| O 9 @ Detroit Lions | L 14 | 38 | 67,738 | PSD | L.Dickey | dome | |
| O 17 Washington Redskins (GB) | W 48 | 47 | 55,255 | LF | L.Dickey | 42 | |
| O 23 Minnesota Vikings (GB) | L 17 | 20 | 55,236 | LF | L.Dickey | 47 | |
| O 30 @ Cincinnati Bengals | L 14 | 34 | 53,349 | RvS | L.Dickey | 56 | |
| N 6 Cleveland Browns (Milw) | W 35 | 21 | 54,089 | CoS | L.Dickey | 43 | |
| N 13 @ Minnesota Vikings | W 29 | 21 | 60,113 | MD | L.Dickey | dome | |
| N 20 Detroit Lions (Milw) | L 20 | 23 | 50,050 | CoS | L.Dickey | 46 | |
| N 27 @ Atlanta Falcons | L 41 | 47 | 35,688 | FCS | L.Dickey | 55 | |
| D 4 Chicago Bears (GB) | W 31 | 28 | 51,147 | LF | L.Dickey | 28 | |
| D 12 @ Tampa Bay Buccaneers | W 12 | 9 | 50,763 | TaS | L.Dickey | 57 | |
| D 18 @ Chicago Bears | L 21 | 23 | 35,807 | SF | L.Dickey | 3 | |
| Home: 5-3 (429,240) | Away: 3-5 (422,839) | 429 | 852,079 | | | | + — overtime |

| Scoring | TD | Ru | Pa | Rt | PAT | FG | S | PTS |
|------------------|-----------|-----------|-----------|----------|--------------|--------------|----------|------------|
| Stenerud | 0 | 0 | 0 | 0 | 52/52 | 21/26 | 0 | 115 |
| Coffman | 11 | 0 | 11 | 0 | 0 | 0 | 0 | 66 |
| Lofton | 8 | 0 | 8 | 0 | 0 | 0 | 0 | 48 |
| Jefferson | 7 | 0 | 7 | 0 | 0 | 0 | 0 | 42 |
| Ellis | 6 | 4 | 2 | 0 | 0 | 0 | 0 | 36 |
| Huckleby | 4 | 4 | 0 | 0 | 0 | 0 | 0 | 24 |
| Dickey | 3 | 3 | 0 | 0 | 0 | 0 | 0 | 18 |
| Ivery | 3 | 2 | 1 | 0 | 0 | 0 | 0 | 18 |
| Meade | 3 | 1 | 2 | 0 | 0 | 0 | 0 | 18 |
| Douglass | 2 | 0 | 2 | 0 | 0 | 0 | 0 | 12 |
| G.Lewis | 2 | 1 | 1 | 0 | 0 | 0 | 0 | 12 |
| Anderson | 1 | 0 | 1 | 0 | 0 | 0 | 0 | 6 |
| *Clark | 1 | 0 | 1 | 0 | 0 | 0 | 0 | 6 |
| Epps | 1 | 0 | 1 | 0 | 0 | 0 | 0 | 6 |
| Boyd | 0 | 0 | 0 | 0 | 0 | 0 | 0 | 1 |
| Packers | 52 | 15 | 33 | 4 | 52/52 | 21/26 | 1 | 429 |
| Opponents | 55 | 28 | 20 | 7 | 50/53 | 19/29 | 1 | 439 |

| | GB | Opp |
|--------------------------|---------|---------|
| Total First Downs | 340 | 366 |
| Rushing | 99 | 171 |
| Passing | 214 | 187 |
| Penalty | 27 | 8 |
| Third Downs | 72/189 | 111/239 |
| Efficiency | 38.1 | 46.4 |
| Fourth Downs | 2/8 | 5/10 |
| Efficiency | 25.0 | 50.0 |
| Possession Avg. | 27:01 | 32:59 |
| Total Net Yards | 6172 | 6403 |
| Avg. Per Game | 385.8 | 400.2 |
| Total Plays | 1007 | 1156 |
| Avg. Per Play | 6.1 | 5.5 |
| Net Yards Rushing | 1807 | 2641 |
| Avg. Per Game | 112.9 | 165.1 |
| Total Rushes | 439 | 597 |
| Net Yards Passing | 4365 | 3762 |
| Avg. Per Game | 272.8 | 235.1 |
| Sacked/Yards Lost | 42/323 | 41/271 |
| Gross Yards | 4688 | 4033 |
| Att./Completions | 526/311 | 518/300 |
| Completion Pct. | 59.1 | 57.9 |
| Had Intercepted | 32 | 19 |
| Punts/Average | 70/41.0 | 78/39.1 |
| Net Punting Avg. | 70/33.5 | 78/32.9 |
| Penalties/Yards | 80/648 | 110/965 |
| Fumbles/Ball Lost | 37/18 | 32/12 |
| Touchdowns | 52 | 55 |
| Rushing | 15 | 28 |
| Passing | 33 | 20 |
| Returns | 4 | 7 |

| By Quarter | Q1 | Q2 | Q3 | Q4 | OT | Pts |
|------------|-----|-----|-----|-----|----|-----|
| Packers | 120 | 147 | 44 | 112 | 6 | 429 |
| Opponents | 74 | 105 | 109 | 139 | 12 | 439 |

| | Rushing | No | Yds | Avg | Long | TD |
|------------------|------------|-------------|------------|-----------|-----------|----|
| Ellis | 141 | 696 | 4.9 | 71 | 4 | |
| Ivery | 86 | 340 | 4.0 | 21 | 2 | |
| *Clark | 71 | 328 | 4.6 | 42 | 0 | |
| Meade | 55 | 201 | 3.7 | 15 | 1 | |
| Huckleby | 50 | 182 | 3.6 | 20 | 4 | |
| Lofton | 9 | 36 | 4.0 | 13 | 0 | |
| G.Lewis | 4 | 16 | 4.0 | 11 | 1 | |
| Dickey | 2 | 12 | 0.6 | 4 | 3 | |
| Whitehurst | 2 | -4 | -2.0 | 0 | 0 | |
| Packers | 439 | 1807 | 4.1 | 71 | 15 | |
| Opponents | 597 | 2641 | 4.4 | 43 | 28 | |

| NFC Central | W | L | T | Pct | Pts | QP |
|------------------|----------|----------|----------|-------------|------------|------------|
| Detroit | 9 | 7 | 0 | .563 | 347 | 286 |
| Green Bay | 8 | 8 | 0 | .500 | 429 | 439 |
| Chicago | 8 | 8 | 0 | .500 | 311 | 301 |
| Minnesota | 8 | 8 | 0 | .500 | 316 | 348 |
| Tampa Bay | 2 | 14 | 0 | .125 | 241 | 380 |

| Receiving | No | Yds | Avg | Long | TD |
|------------------|------------|-------------|-------------|------------|-----------|
| Lofton | 58 | 1300 | 22.4 | 74t | 8 |
| Jefferson | 57 | 830 | 14.6 | 36 | 7 |
| Coffman | 54 | 814 | 15.1 | 74 | 11 |
| Ellis | 52 | 603 | 11.6 | 56 | 2 |
| Epps | 18 | 313 | 17.4 | 45 | 0 |
| *Clark | 18 | 279 | 15.5 | 75t | 1 |
| Ivery | 16 | 139 | 8.7 | 17 | 1 |
| Meade | 16 | 110 | 6.9 | 31t | 2 |
| G.Lewis | 11 | 204 | 18.5 | 49 | 1 |
| Huckleby | 10 | 87 | 8.7 | 14 | 0 |
| Kitson | 1 | 9 | 9.0 | 9 | 0 |
| Packers | 311 | 4688 | 15.1 | 75t | 33 |
| Opponents | 300 | 4033 | 13.4 | 87t | 20 |

Sacks: E.Johnson 14.5, Braggs 5.5, Douglass 5.5, Anderson 4.5, C.Johnson 3.5, Boyd 2.0, Cumby 2.0, C.Lewis 2.0, Turner 1.0, Spears 0.5, Packers 41.0, Opponents 42.0

| Field Goals | 1-19 | 20-29 | 30-39 | 40-49 | 50+ |
|--|------------|------------|-------------|------------|------------|
| Stenerud | 2/2 | 6/6 | 7/9 | 6/9 | 0/0 |
| Packers | 2/2 | 6/6 | 7/9 | 6/9 | 0/0 |
| Opponents | 0/0 | 6/7 | 8/15 | 4/5 | 1/2 |
| Stenerud: (46G,42G)(38G,36G)(20G,37N)(19G,27G)(47G,20G)(47B,48G)(46G,40G)(36G,34G,40N)(23G,33G)(37N,45N,19G)(35G,32G,23G,23G)(37N,45N,19G)(35G,32G,23G,44B) | | | | | |
| Opponents: (49G,59N)(31B,30G,44B)(31G,26B)(56G,32G)(29G)(42G,28G,31G,28G,39N)(44G,37N,32G)(31N)(31G,30G,33N,37G)(44G,22G)(22G,35N)(38N,22G) | | | | | |

| Interceptions | No | Yds | Avg | Long | TD |
|------------------|-----------|------------|-------------|-----------|----------|
| *T.Lewis | 5 | 111 | 22.2 | 46 | 0 |
| Anderson | 5 | 54 | 10.8 | 27t | 1 |
| Lee | 4 | 23 | 5.8 | 15 | 0 |
| Gray | 2 | 5 | 2.5 | 5 | 0 |
| Laughlin | 1 | 22 | 22.0 | 22 | 0 |
| Scott | 1 | 12 | 12.0 | 12 | 0 |
| Jolly | 1 | 0 | 0.0 | 0 | 0 |
| Packers | 19 | 227 | 11.9 | 46 | 1 |
| Opponents | 32 | 337 | 10.5 | 56 | 4 |

| Punting | No | Yds | Avg | TB | In | Lg | B |
|------------------|-----------|-------------|-------------|----------|-----------|-----------|----------|
| *Scriver | 69 | 2869 | 41.6 | 7 | 11 | 70 | 1 |
| Packers | 70 | 2869 | 41.0 | 7 | 11 | 70 | 1 |
| Opponents | 78 | 3052 | 39.1 | 8 | 19 | 59 | 0 |

| Punt Returns | Ret | FC | Yds | Avg | Long | TD |
|------------------|-----------|-----------|------------|------------|------------|----------|
| Epps | 36 | 13 | 324 | 9.0 | 90t | 1 |
| Gray | 2 | 0 | 9 | 4.5 | 5 | 0 |
| Hood | 1 | 0 | 0 | 0.0 | 0 | 0 |
| Lee | 1 | 0 | -4 | -4.0 | -4 | 0 |
| C.Lewis | 1 | 0 | 0 | 0.0 | 0 | 0 |
| Packers | 41 | 13 | 329 | 8.0 | 90t | 1 |
| Opponents | 43 | 8 | 384 | 8.9 | 59t | 1 |

| Kickoff Returns | No | Yds | Avg | Long | TD |
|------------------|-----------|-------------|-------------|-----------|----------|
| Huckleby | 41 | 757 | 18.5 | 57 | 0 |
| *T.Lewis | 20 | 358 | 17.9 | 30 | 0 |
| Gray | 11 | 178 | 16.2 | 26 | 0 |
| *Winters | 3 | 28 | 9.3 | 12 | 0 |
| *Drechsler | 1 | 1 | 1.0 | 1 | 0 |
| Ivery | 1 | 17 | 17.0 | 17 | 0 |
| Kitson | 0 | 0 | 0.0 | 0 | 0 |
| Lee | 0 | 0 | 0.0 | 0 | 0 |
| Packers | 79 | 1339 | 16.9 | 57 | 0 |
| Opponents | 78 | 1429 | 18.3 | 41 | 0 |

Primary Starters

| | | | |
|----|--------------|------|------------|
| WR | J.Lofton | LE | B.Braggs |
| LT | K.Swanke | NT | C.Johnson |
| LG | *D.Drechsler | RE | R.Turner |
| C | M.McCarren | RE | E.Johnson |
| RG | T.Huffman | LOLB | J.Anderson |
| | S.Kitson | LILB | R.Wingo |
| RT | G.Koch | | R.Scott |
| TE | P.Coffman | RILB | G.Cumby |
| WR | J.Jefferson | ROLB | M.Douglass |
| QB | L.Dickey | LCB | M.Lee |
| RB | G.Ellis | RCB | M.C.McCoy |
| | E.Ivery | | *T.Lewis |
| FB | M.Meade | SS | J.Gray |
| | G.Ellis | FS | M.Murphy |
| | | | M.Harvey |

| Passing | Att | Cmp | Yds | Cmp% | Yds/Att | TD | TD% | Int | Int% | LG | Sck/Yds | Rtng |
|------------------|------------|------------|-------------|-------------|-------------|-----------|------------|-----------|------------|------------|---------------|-------------|
| Dickey | 484 | 289 | 4458 | 59.7 | 9.21 | 32 | 6.6 | 29 | 6.0 | 75t | 40/307 | 87.3 |
| Whitehurst | 35 | 18 | 149 | 51.4 | 4.26 | 0 | 0.0 | 2 | 5.7 | 19 | 2/16 | 38.9 |
| Ellis | 5 | 2 | 31 | 40.0 | 6.20 | 1 | 20.0 | 1 | 20.0 | 20 | 0/0 | 61.3 |
| Ivery | 2 | 2 | 50 | 100.0 | 25.00 | 0 | 0.0 | 0 | 0.0 | 35 | 0/0 | 118.8 |
| Packers | 526 | 311 | 4688 | 59.1 | 8.91 | 33 | 6.3 | 32 | 6.1 | 75t | 42/323 | 84.1 |
| Opponents | 518 | 300 | 4033 | 57.9 | 7.79 | 20 | 3.9 | 19 | 3.7 | 87t | 41/271 | 80.4 |

COMMUNITY
ADMIN. & COACHES
VETERANS
DRAFT & FREE AGENTS
2016 REVIEW
1983
LAMBEAU FIELD
MISC.

1985 8-8-0, .500, SECOND, NFC CENTRAL

| Head Coach: | Forrest Gregg | GB | Opp | Attend | Site | Starting QB | Temp | | |
|---------------------|---------------------------|---------------------|-----|--------|--------|-------------|----------|------|--|
| S 8 | @ New England Patriots | L | 20 | 26 | 49,488 | SuS | L.Dickey | 86 | |
| S 15 | New York Giants (GB) | W | 23 | 20 | 56,149 | LF | L.Dickey | 70 | |
| S 22 | New York Jets (Milw) | L | 3 | 24 | 53,667 | CoS | L.Dickey | 72 | |
| S 29 | @ St. Louis Cardinals | L | 28 | 43 | 48,598 | BuS | R.Wright | 66 | |
| O 6 | Detroit Lions (GB) | W | 43 | 10 | 55,914 | LF | L.Dickey | 50 | |
| O 13 | Minnesota Vikings (Milw) | W | 20 | 17 | 54,674 | CoS | L.Dickey | 58 | |
| O 21 | @ Chicago Bears | L | 7 | 23 | 65,095 | SF | L.Dickey | 53 | |
| O 27 | @ Indianapolis Colts | L | 10 | 37 | 59,708 | HD | L.Dickey | dome | |
| N 3 | Chicago Bears (GB) | L | 10 | 16 | 55,343 | LF | J.Zorn | 44 | |
| N 10 | @ Minnesota Vikings | W | 27 | 17 | 59,790 | MD | J.Zorn | dome | |
| N 17 | New Orleans Saints (Milw) | W | 38 | 14 | 52,104 | CoS | L.Dickey | 41 | |
| N 24 | @ Los Angeles Rams | L | 17 | 34 | 52,710 | AnS | L.Dickey | 60 | |
| D 1 | Tampa Bay Buccaneers (GB) | W | 21 | 0 | 19,856 | LF | L.Dickey | 30 | |
| D 8 | Miami Dolphins (GB) | L | 24 | 34 | 52,671 | LF | J.Zorn | 23 | |
| D 15 | @ Detroit Lions | W | 26 | 23 | 49,379 | PSD | J.Zorn | dome | |
| D 22 | @ Tampa Bay Buccaneers | W | 20 | 17 | 33,992 | TaS | J.Zorn | 55 | |
| | | | | 337 | 355 | 819,318 | | | |
| Home: 5-3 (400,378) | | Away: 3-5 (418,940) | | | | | | | |

| Scoring | TD | Ru | Pa | Rt | PAT | FG | S | PTS |
|-----------|----|----|----|----|-------|-------|-------|-------|
| Del Greco | 0 | 0 | 0 | 0 | 38/40 | 19/26 | 0 | 95 |
| Clark | 7 | 5 | 2 | 0 | 0 | 0 | 0 | 42 |
| Coffman | 6 | 0 | 0 | 0 | 0 | 0 | 0 | 36 |
| Ellis | 5 | 5 | 0 | 0 | 0 | 0 | 0 | 30 |
| Epps | 4 | 1 | 3 | 0 | 0 | 0 | 0 | 24 |
| Ivery | 4 | 2 | 0 | 0 | 0 | 0 | 0 | 24 |
| Lofton | 4 | 0 | 4 | 0 | 0 | 0 | 0 | 24 |
| Dennard | 2 | 0 | 2 | 0 | 0 | 0 | 0 | 12 |
| *Ellerson | 2 | 2 | 0 | 0 | 0 | 0 | 0 | 12 |
| Dickey | 1 | 1 | 0 | 0 | 0 | 0 | 0 | 6 |
| Douglass | 1 | 0 | 1 | 0 | 0 | 0 | 0 | 6 |
| T.Lewis | 1 | 0 | 1 | 0 | 0 | 0 | 0 | 6 |
| Moore | 1 | 0 | 1 | 0 | 0 | 0 | 0 | 6 |
| Murphy | 1 | 0 | 1 | 0 | 0 | 0 | 0 | 6 |
| West | 1 | 0 | 1 | 0 | 0 | 0 | 0 | 6 |
| Brown | 0 | 0 | 0 | 0 | 0 | 0 | 0 | 0 |
| Packers | | 40 | 16 | 21 | 3 | 38/40 | 19/26 | 1 327 |
| Opponents | | 43 | 17 | 22 | 4 | 41/43 | 16/31 | 4 355 |

| Total First Downs | GB | Opp | Rushing | No | Yds | Avg | Long | TD | |
|-------------------|---------|---------|-----------|-----|------|------|------|----|--|
| Rushing | 318 | 310 | Ivery | 132 | 636 | 4.8 | 34 | 2 | |
| Passing | 114 | 111 | Clark | 147 | 633 | 4.3 | 80 | 5 | |
| Penalty | 172 | 178 | Ellis | 104 | 571 | 5.5 | 39t | 5 | |
| Third Downs | | 66/200 | *Ellerson | 32 | 205 | 6.4 | 37t | 2 | |
| Efficiency | 33.0 | 37.6 | Epps | 5 | 103 | 20.6 | 34 | 1 | |
| Fourth Downs | | 6/12 | Huckleby | 8 | 41 | 5.1 | 15 | 0 | |
| Efficiency | 50.0 | 40.0 | Lofton | 4 | 14 | 3.5 | 21 | 0 | |
| Possession Avg. | | 28:59 | Zorn | 10 | 9 | 0.9 | 8 | 0 | |
| Total Net Yards | | 5371 | Wright | 8 | 8 | 1.0 | 8 | 0 | |
| Avg. Per Game | 335.7 | 323.3 | Prather | 1 | 0 | 0.0 | 0 | 0 | |
| Total Plays | 1033 | 1051 | West | 1 | 0 | 0.0 | 0 | 0 | |
| Avg. Per Play | 5.2 | 4.9 | Dickey | 18 | -12 | -0.7 | 3 | 1 | |
| Net Yards Rushing | | 2208 | Packers | 470 | 2208 | 4.7 | 80 | 16 | |
| Avg. Per Game | 138.0 | 127.9 | Opponents | 494 | 2047 | 4.1 | 65t | 17 | |
| Total Rushes | 470 | 494 | | | | | | | |
| Net Yards Passing | | 3163 | | | | | | | |
| Avg. Per Game | 197.7 | 195.4 | | | | | | | |
| Sacked/Yards Lost | 50/389 | 48/383 | | | | | | | |
| Gross Yards | 3552 | 3509 | | | | | | | |
| Att./Completions | 513/267 | 509/295 | | | | | | | |
| Completion Pct. | 52.0 | 58.0 | | | | | | | |
| Had Intercepted | 27 | 15 | | | | | | | |
| Punts/Average | | 82/39.8 | | | | | | | |
| Net Punting Avg. | 82/32.8 | 77/35.3 | | | | | | | |
| Penalties/Yards | | 101/798 | | | | | | | |
| Fumbles/Ball Lost | 39/18 | 44/25 | | | | | | | |
| Touchdowns | | 40 | | | | | | | |
| Rushing | 16 | 17 | | | | | | | |
| Passing | 21 | 22 | | | | | | | |
| Returns | 3 | 4 | | | | | | | |

| Field Goals | 1-19 | 20-29 | 30-39 | 40-49 | 50+ | |
|---------------------------------------|------|-------|-------|-------|------|-----|
| Del Greco | 0/0 | 10/12 | 4/4 | 5/9 | 0/1 | |
| Packers | | 0/0 | 10/12 | 4/4 | 5/9 | 0/1 |
| Opponents | | 2/2 | 8/11 | 4/7 | 1/8 | 1/3 |
| Del Greco: | | | | | | |
| (45G,22G)(42B)(29G)(40G)(52N,46G,28G) | | | | | | |
| (27G)(38G)(25B,24N)(22G,42N) | | | | | | |
| (38G,29G,25G,27G)(47N,24G,40G) | | | | | | |
| Opponents: | | | | | | |
| (34G)(23G,52G,47N)(50N, | | | | | | |
| 25G)(27N,22G,36G)(22G,27N,24N)(47N, | | | | | | |
| 18G)(24G,26G,47N,22G,44B)(51N,24G)(| | | | | | |
| 40N,43G,31N,32G)(33N)(30B)(19G) | | | | | | |
| (33G,41N,48N) | | | | | | |
| Interceptions | | No | Yds | Avg | Long | TD |
| T.Lewis | 4 | 4 | 1.0 | 4 | 0 | 0 |
| Douglass | 2 | 126 | 63.0 | 80t | 1 | |
| Murphy | 2 | 50 | 25.0 | 50t | 1 | |
| Scott | 2 | 50 | 25.0 | 30 | 0 | |
| Anderson | 2 | 2 | 1.0 | 2 | 0 | |
| Lee | 1 | 23 | 23.0 | 23 | 0 | |
| Flynn | 1 | 7 | 7.0 | 7 | 0 | |
| Cade | 1 | 0 | 0.0 | 0 | 0 | |
| Packers | | 15 | 262 | 17.5 | 80t | 2 |
| Opponents | | 27 | 326 | 12.1 | 67 | 1 |

| NFC Central | W | L | T | Pct | Pts | OP |
|-------------|----|----|---|------|-----|-----|
| Chicago | 15 | 1 | 0 | .938 | 456 | 198 |
| Green Bay | 8 | 8 | 0 | .500 | 337 | 355 |
| Minnesota | 7 | 9 | 0 | .438 | 346 | 359 |
| Detroit | 7 | 9 | 0 | .438 | 307 | 366 |
| Tampa Bay | 2 | 14 | 0 | .125 | 294 | 448 |

| Punting | No | Yds | Avg | TB | In | LG | B |
|-----------------|----|------|------|------|------|------|----|
| Prokop | 56 | 2210 | 39.5 | 6 | 9 | 66 | 0 |
| Bracken | 26 | 1052 | 40.5 | 2 | 1 | 54 | 0 |
| Packers | | 82 | 3262 | 39.8 | 8 | 10 | 66 |
| Opponents | | 77 | 3290 | 42.7 | 10 | 24 | 68 |
| Punt Returns | | Ret | FC | Yds | Avg | Long | TD |
| Epps | 15 | 3 | 146 | 9.7 | 46 | 0 | |
| *Stanley | 14 | 3 | 179 | 12.8 | 27 | 0 | |
| Flynn | 7 | 4 | 41 | 5.9 | 13 | 0 | |
| Hayes | 1 | 0 | 0 | 0.0 | 0 | 0 | |
| Murphy | 1 | 0 | 4 | 4.0 | 4 | 0 | |
| Packers | | 38 | 10 | 370 | 9.7 | 46 | 0 |
| Opponents | | 46 | 10 | 411 | 8.9 | 47 | 0 |
| Kickoff Returns | | No | Yds | Avg | Long | TD | |
| *Ellerson | 29 | 521 | 18.0 | 32 | 0 | | |
| Ellis | 13 | 247 | 19.0 | 40 | 0 | | |
| Epps | 12 | 279 | 23.3 | 48 | 0 | | |
| *Stanley | 9 | 212 | 23.6 | 36 | 0 | | |
| Anderson | 1 | 14 | 14.0 | 14 | 0 | | |
| Flynn | 1 | 20 | 20.0 | 20 | 0 | | |
| Jones | 1 | 11 | 11.0 | 11 | 0 | | |
| *Stills | 1 | 14 | 14.0 | 14 | 0 | | |
| Packers | | 67 | 1318 | 19.7 | 48 | 0 | |
| Opponents | | 71 | 1570 | 22.1 | 98t | 2 | |

| By Quarter | Q1 | Q2 | Q3 | Q4 | OT | Pts |
|------------|----|-----|----|-----|----|-----|
| Packers | 50 | 82 | 89 | 116 | 0 | 337 |
| Opponents | 68 | 109 | 66 | 112 | 0 | 355 |

| Receiving | No | Yds | Avg | Long | TD | |
|-----------|----|------|------|------|-----|----|
| Lofton | 69 | 1153 | 16.7 | 56t | 4 | |
| Coffman | 49 | 666 | 13.6 | 32 | 6 | |
| Epps | 44 | 683 | 15.5 | 63 | 3 | |
| Ivery | 28 | 270 | 9.6 | 24 | 2 | |
| Clark | 24 | 252 | 10.5 | 55t | 2 | |
| Ellis | 24 | 206 | 8.6 | 35 | 0 | |
| Dennard | 13 | 182 | 14.0 | 34 | 2 | |
| West | 8 | 95 | 11.9 | 30 | 1 | |
| Huckleby | 5 | 27 | 5.4 | 8 | 0 | |
| *Ellerson | 2 | 15 | 7.5 | 11 | 0 | |
| Moore | 1 | 3 | 3.0 | 3t | 1 | |
| Packers | | 267 | 3552 | 13.3 | 63 | 21 |
| Opponents | | 295 | 3509 | 11.9 | 61t | 22 |

Sacks: Johnson 9.5, Carreker 9.0, Anderson 6.0, Murphy 4.0, Brown 3.0, Martin 3.0, *Noble 3.0, Scott 3.0, Butler 2.0, Humphrey 2.0, Prather 2.0, Douglass 1.5, Packers 48.0, Opponents 50.0

* - rookie

| Primary Starters | | | | |
|------------------|-------------|----------|------------|---------|
| WR | J.Lofton | LE | A.Carreker | |
| LT | K.Swanke | R.Brown | | |
| LG | K.Uecker | NT | C.Martin | |
| | | *R.Moran | D.Humphrey | |
| C | M.Cannon | RE | E.Johnson | |
| RG | R.Hallstrom | LOLB | J.Anderson | |
| RT | G.Koch | LILB | R.Scott | |
| TE | P.Coffman | RILB | *B.Noble | |
| WR | P.Epps | ROLB | M.Douglass | |
| QB | L.Dickey | LCB | M.Lee | |
| | | J.Zorn | RCB | T.Lewis |
| RB | G.Ellis | SS | M.Murphy | |
| | | E.Ivery | FS | T.Flynn |
| FB | J.Clark | | | |

| Passing | Att | Cmp | Yds | Cmp% | Yds/Att | TD% | Int | Int% | LG | Sck/Yds | RtnG | | |
|-----------|-----|-----|------|------|---------|------|-----|------|-----|---------|-------|--------|------|
| Dickey | 314 | 172 | 2206 | 54.8 | 7.03 | 15 | 4.8 | 6.3 | 63 | 30/226 | 70.4 | | |
| Zorn | 123 | 56 | 794 | 45.5 | 6.46 | 4 | 3.3 | 6 | 4.9 | 56t | 11/89 | 57.4 | |
| Wright | 74 | 39 | 552 | 52.7 | 7.46 | 2 | 2.7 | 4 | 5.4 | 38 | 8/67 | 63.6 | |
| Ellis | 1 | 0 | 0 | 0.0 | 0.00 | 0 | 0.0 | 0 | 0 | 0 | 0 | 0 | 39.6 |
| Ivery | 1 | 0 | 0 | 0.0 | 0.00 | 0 | 0.0 | 0 | 0 | 0 | 1/7 | 39.6 | |
| Packers | | 513 | 267 | 3552 | 52.0 | 6.92 | 21 | 4.1 | 27 | 5.3 | 63 | 50/389 | 66.0 |
| Opponents | | 509 | 295 | 3509 | 58.0 | 6.89 | 22 | 4.3 | 15 | 2.9 | 61t | 48/383 | 81.2 |

COMMUNITY
 ADMIN. & COACHES
 VETERANS
 DRAFT & FREE AGENTS
 2016 REVIEW
 1985
 LAMBEAU FIELD
 MISC.

4-12-0, .250, FOURTH, NFC CENTRAL **1986**

| Head Coach: | Forrest Gregg | GB | Opp | Attend | Site | Starting QB | Temp |
|--------------|-----------------------------|----------------------|-----|--------------|--------|----------------------|---------------|
| S 7 | Houston Oilers (GB) | L | 3 | 31 | 54,065 | LF | R.Wright 58 |
| S 14 | @ New Orleans Saints | L | 10 | 24 | 46,383 | LSD | R.Wright dome |
| S 22 | Chicago Bears (GB) | L | 12 | 25 | 55,527 | LF | R.Wright 65 |
| S 28 | @ Minnesota Vikings | L | 7 | 42 | 60,478 | MD | R.Wright dome |
| O 5 | Cincinnati Bengals (Milw) | L | 28 | 34 | 51,230 | CoS | R.Wright 60 |
| O 12 | Detroit Lions (GB) | L | 14 | 21 | 52,290 | LF | R.Wright 45 |
| O 19 | @ Cleveland Browns | W | 17 | 14 | 76,438 | CMS | R.Wright 53 |
| O 26 | San Francisco 49ers (Milw) | L | 17 | 31 | 50,557 | CoS | R.Wright 53 |
| N 2 | @ Pittsburgh Steelers | L | 3 | 27 | 52,831 | TRS | R.Wright 48 |
| N 9 | Washington Redskins (GB) | L | 7 | 16 | 47,728 | LF | R.Wright 27 |
| N 16 | Tampa Bay Buccaneers (Milw) | W | 31 | 7 | 48,271 | CoS | R.Wright 41 |
| N 23 | @ Chicago Bears | L | 10 | 12 | 59,291 | SF | R.Wright 44 |
| N 27 | @ Detroit Lions | W | 44 | 40 | 61,199 | PSD | R.Wright dome |
| D 7 | Minnesota Vikings (GB) | L | 6 | 32 | 47,637 | LF | R.Wright 32 |
| D 14 | @ Tampa Bay Buccaneers | W | 21 | 7 | 30,099 | TaS | R.Wright 74 |
| D 20 | @ New York Giants | L | 24 | 55 | 71,351 | GS | R.Wright 40 |
| | | | | 254 | 418 | 865,375 | |
| Home: | | 1-7 (407,305) | | Away: | | 3-5 (458,070) | |

| | GB | Opp | Rushing | No | Yds | Avg | Long | TD |
|--------------------------|--------|--------|------------------|------------|-------------|------------|------------|-----------|
| Total First Downs | 286 | 313 | *Davis | 114 | 519 | 4.6 | 50 | 0 |
| Rushing | 96 | 135 | Ellis | 84 | 345 | 4.1 | 24 | 2 |
| Passing | 172 | 151 | Carruth | 81 | 308 | 3.8 | 42 | 2 |
| Penalty | 18 | 27 | Ellerson | 90 | 287 | 3.2 | 18 | 3 |
| Third Downs | 79/222 | 94/217 | Clark | 18 | 41 | 2.3 | 9 | 0 |
| Efficiency | 35.6 | 43.3 | Wright | 18 | 41 | 2.3 | 18 | 1 |
| Fourth Downs | 13/25 | 7/14 | Ivery | 4 | 25 | 6.3 | 15 | 0 |
| Efficiency | 52.0 | 50.0 | Stanley | 1 | 19 | 19.0 | 19 | 0 |
| Possession Avg. | 28:54 | 31:06 | Epps | 4 | 18 | 4.5 | 20 | 0 |
| Total Net Yards | 5061 | 5015 | Fusina | 7 | 11 | 1.6 | 6 | 0 |
| Avg. Per Game | 316.3 | 313.4 | Ferragamo | 1 | 0 | 0.0 | 0 | 0 |
| Total Plays | 1026 | 1041 | Renner | 1 | 0 | 0.0 | 0 | 0 |
| Avg. Per Play | 4.9 | 4.8 | Swanke | 1 | 0 | 0.0 | 0 | 0 |
| Net Yards Rushing | 1614 | 2095 | Packers | 424 | 1614 | 3.8 | 50 | 8 |
| Avg. Per Game | 100.9 | 130.9 | Opponents | 565 | 2095 | 3.7 | 41t | 16 |
| Total Rushes | 424 | 565 | | | | | | |

| | GB | Opp | Rushing | No | Yds | Avg | Long | TD |
|--------------------------|---------|---------|---------|----|-----|-----|------|----|
| Net Yards Passing | 3447 | 2920 | | | | | | |
| Avg. Per Game | 215.4 | 182.5 | | | | | | |
| Sacked/Yards Lost | 37/261 | 28/222 | | | | | | |
| Gross Yards | 3708 | 3142 | | | | | | |
| Att./Completions | 565/305 | 448/267 | | | | | | |
| Completion Pct. | 54.0 | 59.6 | | | | | | |
| Had Intercepted | 27 | 20 | | | | | | |
| Punts/Average | 75/37.7 | 70/39.6 | | | | | | |
| Net Punting Avg. | 75/32.2 | 70/31.3 | | | | | | |
| Penalties/Yards | 128/949 | 79/657 | | | | | | |
| Fumbles/Ball Lost | 35/18 | 32/12 | | | | | | |
| Touchdowns | 29 | 52 | | | | | | |
| Rushing | 8 | 16 | | | | | | |
| Passing | 18 | 31 | | | | | | |
| Returns | 3 | 5 | | | | | | |

| By Quarter | Q1 | Q2 | Q3 | Q4 | OT | Pts |
|------------|-----|-----|----|-----|----|-----|
| Packers | 57 | 80 | 65 | 52 | 0 | 254 |
| Opponents | 124 | 106 | 78 | 110 | 0 | 418 |

| Primary Starters | | | | | |
|------------------|----------------|------------|------------|--|--|
| WR | J.Lofton | LE | A.Carreker | | |
| LT | K.Ruettgers | NT | C.Martin | | |
| LG | *T.Neville | D.Humphrey | | | |
| C | K.Swanke | RE | R.Brown | | |
| | M.Cannon | LOLB | *T.Harris | | |
| RG | R.Hallstrom | J.Anderson | | | |
| RT | A.Veingrad | LILB | R.Scott | | |
| TE | D.Ross | RILB | J.Dorsey | | |
| | E.West | B.Noble | | | |
| WR | P.Epps | ROLB | B.Noble | | |
| QB | R.Wright | B.Leopold | | | |
| RB | G.Ellerson (6) | LCB | M.Lee | | |
| | *K.Davis (6) | RCB | M.Cade | | |
| | G.Ellis (4) | SS | T.Greene | | |
| FB | P.Carruth | FS | K.Stills | | |
| | | | T.Flynn | | |

| Scoring | TD | Ru | Pa | Rt | PAT | FG | S | Pts |
|------------------|-----------|-----------|-----------|--------------|--------------|----------|------------|-----|
| Del Greco | 0 | 0 | 0 | 0 | 29/29 | 17/27 | 0 | 80 |
| Carruth | 4 | 2 | 2 | 0 | 0 | 0 | 0 | 24 |
| Epps | 4 | 0 | 4 | 0 | 0 | 0 | 0 | 24 |
| Lofton | 4 | 0 | 4 | 0 | 0 | 0 | 0 | 24 |
| Ellerson | 3 | 3 | 0 | 0 | 0 | 0 | 0 | 18 |
| Stanley | 3 | 0 | 2 | 1 | 0 | 0 | 0 | 18 |
| Ellis | 2 | 2 | 0 | 0 | 0 | 0 | 0 | 12 |
| M.Lewis | 2 | 0 | 2 | 0 | 0 | 0 | 0 | 12 |
| *Davis | 1 | 0 | 1 | 0 | 0 | 0 | 0 | 6 |
| Ivery | 1 | 0 | 1 | 0 | 0 | 0 | 0 | 6 |
| Ross | 1 | 0 | 1 | 0 | 0 | 0 | 0 | 6 |
| Simmons | 1 | 0 | 0 | 1 | 0 | 0 | 0 | 6 |
| Stills | 1 | 0 | 0 | 1 | 0 | 0 | 0 | 6 |
| West | 1 | 0 | 1 | 0 | 0 | 0 | 0 | 6 |
| Wright | 1 | 1 | 0 | 0 | 0 | 0 | 0 | 6 |
| Packers | 29 | 18 | 3 | 29/29 | 17/27 | 0 | 254 | |
| Opponents | 52 | 16 | 31 | 48/52 | 18/25 | 2 | 418 | |

| Field Goals | 1-19 | 20-29 | 30-39 | 40-49 | 50+ |
|---|------------|------------|------------|------------|------------|
| Del Greco | 0/0 | 8/8 | 4/6 | 3/9 | 2/4 |
| Packers | 0/0 | 8/8 | 4/6 | 3/9 | 2/4 |
| Opponents | 1/1 | 7/8 | 6/8 | 3/5 | 1/3 |
| Del Greco: (26G,40N)(50G)(22G,46G,45G,50G,52N)(0)(0)(24G)(57N,42N,22G)(34G,43N)(37N,40N)(27G,49B)(33N,22G)(34G,48G,24G,46N)(39G,20G)(0)(34G) | | | | | |
| Opponents: (20G)(20G)(34G,52G,27G)(25B)(48N)(30N)(35N,27G)(25G,40G,56N)(30G)(50B)(46N,32G)(44G,30G,32G,19G)(28G,31G)(0)(46G,26G) | | | | | |

| Interceptions | No | Yds | Avg | Long | TD |
|------------------|-----------|------------|-------------|------------|----------|
| Lee | 9 | 33 | 3.7 | 11 | 0 |
| Cade | 4 | 26 | 6.5 | 18 | 0 |
| Greene | 2 | 0 | 0.0 | 0 | 0 |
| Stills | 1 | 58 | 58.0 | 58t | 1 |
| Leopold | 1 | 21 | 21.0 | 21 | 0 |
| *Watts | 1 | 6 | 6.0 | 6 | 0 |
| Anderson | 1 | 3 | 3.0 | 3 | 0 |
| Flynn | 1 | 0 | 0.0 | 0 | 0 |
| Packers | 20 | 147 | 7.4 | 58t | 1 |
| Opponents | 27 | 357 | 13.2 | 88t | 3 |

| NFC Central | W | L | T | Pct | Pts | OP |
|------------------|----------|-----------|----------|-------------|------------|------------|
| Chicago | 14 | 2 | 0 | .875 | 352 | 187 |
| Minnesota | 9 | 7 | 0 | .563 | 398 | 273 |
| Detroit | 5 | 11 | 0 | .313 | 277 | 326 |
| Green Bay | 4 | 12 | 0 | .250 | 254 | 418 |
| Tampa Bay | 2 | 14 | 0 | .125 | 239 | 473 |

| Receiving | No | Yds | Avg | Long | TD |
|------------------|------------|-------------|-------------|-----------|-----------|
| Lofton | 64 | 840 | 13.1 | 36 | 4 |
| Epps | 49 | 612 | 12.5 | 53t | 4 |
| Stanley | 35 | 723 | 20.7 | 62 | 2 |
| Ivery | 31 | 385 | 12.4 | 42 | 1 |
| Ellis | 24 | 258 | 10.8 | 29 | 0 |
| Carruth | 24 | 134 | 5.6 | 19 | 2 |
| *Davis | 21 | 142 | 6.8 | 18 | 1 |
| Ross | 17 | 143 | 8.4 | 16 | 1 |
| West | 15 | 199 | 13.3 | 46t | 1 |
| Ellerson | 12 | 130 | 10.8 | 32 | 0 |
| Clark | 6 | 41 | 6.8 | 12 | 0 |
| *Moffitt | 4 | 87 | 21.8 | 34 | 0 |
| M.Lewis | 2 | 7 | 3.5 | 4t | 2 |
| Franz | 1 | 7 | 7.0 | 7 | 0 |
| Packers | 305 | 3708 | 12.2 | 62 | 18 |
| Opponents | 267 | 3142 | 11.8 | 84 | 31 |

Sacks: *Harris 8.0, Greenwood 3.0, Johnson 3.0, Carreker 2.5, Brown 2.0, Noble 2.0, Leopold 1.5, Cade 1.0, Greene 1.0, Martin 1.0, Scott 1.0, Thomas 1.0, *Watts 1.0, Packers 28.0, Opponents 37.0

* — rookie

| Passing | Att | Cmp | Yds | Cmp% | Yds/Att | TD | TD% | Int | Int% | LG | Sck/Yds | Rtg |
|------------------|------------|------------|-------------|-------------|-------------|-----------|------------|-----------|------------|-----------|---------------|-------------|
| Wright | 492 | 263 | 3247 | 53.5 | 6.60 | 17 | 3.5 | 23 | 4.7 | 62 | 33/243 | 66.2 |
| Ferragamo | 40 | 23 | 283 | 57.5 | 7.08 | 1 | 2.5 | 3 | 7.5 | 50 | 3/15 | 56.6 |
| Fusina | 32 | 19 | 178 | 59.4 | 5.56 | 0 | 0.0 | 1 | 3.1 | 42 | 1/3 | 61.7 |
| Lofton | 1 | 0 | 0 | 0.0 | 0.00 | 0 | 0.0 | 0 | 0.0 | 0 | 0/0 | 39.6 |
| Packers | 565 | 305 | 3708 | 54.0 | 6.56 | 18 | 3.2 | 27 | 4.8 | 62 | 37/261 | 65.1 |
| Opponents | 448 | 267 | 3142 | 59.6 | 7.01 | 31 | 6.9 | 20 | 4.5 | 84 | 28/222 | 85.4 |

COMMUNITY
 ADMIN. & COACHES
 VETERANS
 DRAFT & FREE AGENTS
 2016 REVIEW
 1986

LAMBEAU FIELD
 MISC.

1989 10-6-0, .625, SECOND, NFC CENTRAL

| Head Coach: | | GB | Opp | Attend | Site | Starting QB | Temp |
|-------------|---------------------------|---------------|-------|-----------|---------------|--------------|------|
| S 10 | Tampa Bay Buccaneers (GB) | .L | 23 | 55,650 | LF | D.Majkowski | 66 |
| S 17 | New Orleans Saints (GB) | .W | 35 | 54,809 | LF | D.Majkowski | 71 |
| S 24 | @ Los Angeles Rams | .L | 38 | 41,57,701 | AnS | D.Majkowski | 86 |
| O 1 | Atlanta Falcons (Milw) | .W | 23 | 54,647 | CoS | D.Majkowski | 70 |
| O 8 | Dallas Cowboys (GB) | .W | 31 | 56,656 | LF | D.Majkowski | 47 |
| O 15 | @ Minnesota Vikings | .L | 14 | 26,67,075 | MD | D.Majkowski | dome |
| O 22 | @ Miami Dolphins | .L | 20 | 23,56,624 | JRS | D.Majkowski | 78 |
| O 29 | Detroit Lions (Milw) | .+W | 23 | 20,53,731 | CoS | D.Majkowski | 67 |
| N 5 | Chicago Bears (GB) | .W | 14 | 13,56,556 | LF | D.Majkowski | 53 |
| N 12 | @ Detroit Lions | .L | 22 | 31,44,324 | PSD | D.Majkowski | dome |
| N 19 | @ San Francisco 49ers | .W | 21 | 17,62,219 | CP | D.Majkowski | 71 |
| N 26 | Minnesota Vikings (Milw) | .W | 20 | 19,55,592 | CoS | D.Majkowski | 48 |
| D 3 | @ Tampa Bay Buccaneers | .W | 17 | 16,58,120 | TaS | D.Majkowski | 60 |
| D 10 | Kansas City Chiefs (GB) | .L | 3 | 21,56,694 | LF | D.Majkowski | 23 |
| D 17 | @ Chicago Bears | .W | 40 | 28,44,781 | SF | D.Majkowski | 10 |
| D 24 | @ Dallas Cowboys | .W | 20 | 10,41,265 | TxS | D.Majkowski | 35 |
| | | | 362 | 356 | | 872,444 | |
| Home: | | 6-2 (445,335) | Away: | | 4-4 (427,109) | + — overtime | |

| | GB | Opp | Rushing | No | Yds | Avg | Long | TD |
|--------------------------|---------|---------|------------------|------------|-------------|------------|-----------|-----------|
| Total First Downs | 342 | 307 | Fullwood | 204 | 821 | 4.0 | 38 | 5 |
| Rushing | 114 | 116 | Majkowski | 75 | 358 | 4.8 | 20 | 5 |
| Passing | 207 | 179 | Woodside | 46 | 273 | 5.9 | 68 | 1 |
| Penalty | 21 | 12 | Haddix | 44 | 135 | 3.1 | 10 | 0 |
| Third Downs | 93/204 | 86/191 | Fontenot | 17 | 69 | 4.1 | 19 | 1 |
| Efficiency | 45.6 | 45.0 | Kemp | 5 | 43 | 8.6 | 14 | 0 |
| Fourth Downs | 8/12 | 5/6 | Sharpe | 2 | 25 | 12.5 | 26 | 0 |
| Efficiency | 66.7 | 83.3 | *Workman | 4 | 8 | 2.0 | 3 | 1 |
| Possession Avg. | 30:21 | 29:39 | Packers | 397 | 1732 | 4.4 | 68 | 13 |
| Total Net Yards | 5780 | 5347 | Opponents | 460 | 2008 | 4.4 | 73 | 15 |
| Avg. Per Game | 361.3 | 334.2 | | | | | | |
| Total Plays | 1045 | 970 | | | | | | |
| Avg. Per Play | 5.5 | 5.5 | | | | | | |
| Net Yards Rushing | 1732 | 2008 | | | | | | |
| Avg. Per Game | 108.3 | 125.5 | | | | | | |
| Total Rushes | 397 | 460 | | | | | | |
| Net Yards Passing | 4048 | 3339 | | | | | | |
| Avg. Per Game | 253.0 | 208.7 | | | | | | |
| Sacked/Yards Lost | 48/277 | 34/214 | | | | | | |
| Gross Yards | 4325 | 3553 | | | | | | |
| Att./Completions | 600/354 | 476/302 | | | | | | |
| Completion Pct. | 59.0 | 63.4 | | | | | | |
| Had Intercepted | 20 | 25 | | | | | | |
| Punts/Average | 66/40.6 | 65/40.7 | | | | | | |
| Net Punting Avg. | 66/31.0 | 65/35.9 | | | | | | |
| Penalties/Yards | 81/666 | 105/851 | | | | | | |
| Fumbles/Ball Lost | 35/13 | 28/15 | | | | | | |
| Touchdowns | 42 | 41 | | | | | | |
| Rushing | 13 | 15 | | | | | | |
| Passing | 27 | 22 | | | | | | |
| Returns | 2 | 4 | | | | | | |

| NFC Central | | | | | | |
|------------------|-----------|----------|----------|-------------|------------|------------|
| W | L | T | Pct | Pts | QP | |
| Minnesota | 10 | 6 | 0 | .625 | 351 | 275 |
| Green Bay | 10 | 6 | 0 | .625 | 362 | 356 |
| Detroit | 7 | 9 | 0 | .438 | 312 | 364 |
| Chicago | 6 | 10 | 0 | .375 | 358 | 377 |
| Tampa Bay | 5 | 11 | 0 | .313 | 320 | 419 |

| | | No | Yds | Avg | Long | TD |
|------------------|------------|-------------|-------------|-----------|-----------|----|
| Receiving | | | | | | |
| Sharpe | 90 | 1423 | 15.8 | 79 | 12 | |
| Woodside | 59 | 527 | 8.9 | 33 | 0 | |
| Kemp | 48 | 611 | 12.7 | 39 | 2 | |
| Fontenot | 40 | 372 | 9.3 | 38 | 3 | |
| *Query | 23 | 350 | 15.2 | 45 | 2 | |
| West | 22 | 269 | 12.2 | 31 | 5 | |
| Fullwood | 19 | 214 | 11.3 | 67 | 0 | |
| Matthews | 18 | 200 | 11.1 | 25 | 0 | |
| Haddix | 15 | 111 | 7.4 | 23 | 1 | |
| Bland | 11 | 164 | 14.9 | 46 | 1 | |
| Didier | 7 | 71 | 10.1 | 24 | 1 | |
| Spagnola | 2 | 13 | 6.5 | 14 | 0 | |
| Packers | 354 | 4325 | 12.2 | 79 | 27 | |
| Opponents | 302 | 3553 | 11.8 | 61 | 22 | |

| By Quarter | Q1 | Q2 | Q3 | Q4 | OT | Pts |
|------------|----|-----|----|-----|----|-----|
| Packers | 71 | 74 | 89 | 125 | 3 | 362 |
| Opponents | 77 | 157 | 70 | 52 | 0 | 356 |

| Primary Starters | | | | | | |
|------------------|-------------|------|-------------|--|--|--|
| WR | P.Kemp | LE | B.Winter | | | |
| LT | K.Ruettgers | | R.Brown | | | |
| LG | R.Moran | NT | B.Nelson | | | |
| C | B.Bush | RE | R.Brown | | | |
| RG | R.Hallstrom | | S.Patterson | | | |
| TE | A.Veingrad | LOLB | J.Anderson | | | |
| RT | E.West | | B.Noble | | | |
| WR | S.Sharpe | RILB | J.Holland | | | |
| QB | D.Majkowski | ROLB | T.Harris | | | |
| RB | K.Woodside | LCB | M.Lee | | | |
| FB | B.Fullwood | | V.Jakes | | | |
| | | RCB | D.Brown | | | |
| | | SS | M.Murphy | | | |
| | | FS | K.Stills | | | |

| Sacks: | | Harris | 19.5, | R.Brown | 3.0, | Greene | 2.0, | Noble | 2.0, | Winter | 2.0, | Hall | 1.0, | Murphy | 1.0, | Nelson | 1.0, | Stephen | 1.0, | Weddington | 1.0, | Patterson | 0.5, | Packers | 34.0, | Opponents | 48.0 |
|--------|--|------------|-------|---------|------|--------|------|-------|------|--------|------|------|------|--------|------|--------|------|---------|------|------------|------|-----------|------|---------|-------|-----------|------|
| | | * — rookie | | | | | | | | | | | | | | | | | | | | | | | | | |

| Scoring | Td Ru | Pa | Rt | PAT | FG | S | Pts |
|------------------|-----------|-----------|-----------|--------------|--------------|--------------|------------|
| *Jacke | 0 | 0 | 0 | 42/42 | 22/28 | 0 | 108 |
| Sharpe | 13 | 0 | 12 | 1 | 0 | 0 | 78 |
| Fullwood | 5 | 5 | 0 | 0 | 0 | 0 | 30 |
| Majkowski | 5 | 5 | 0 | 0 | 0 | 0 | 30 |
| West | 5 | 0 | 5 | 0 | 0 | 0 | 30 |
| Fontenot | 4 | 1 | 3 | 0 | 0 | 0 | 24 |
| Bland | 2 | 0 | 1 | 1 | 0 | 0 | 12 |
| Kemp | 2 | 0 | 2 | 0 | 0 | 0 | 12 |
| *Query | 2 | 0 | 2 | 0 | 0 | 0 | 12 |
| Didier | 1 | 0 | 1 | 0 | 0 | 0 | 6 |
| Haddix | 1 | 0 | 1 | 0 | 0 | 0 | 6 |
| Woodside | 1 | 1 | 0 | 0 | 0 | 0 | 6 |
| *Workman | 1 | 1 | 0 | 0 | 0 | 0 | 6 |
| Packers | 42 | 13 | 27 | 42/42 | 22/28 | 1 | 362 |
| Opponents | 41 | 15 | 22 | 4 | 39/41 | 23/30 | 1 |

| Field Goals | | 1-19 | 20-29 | 30-39 | 40-49 | 50+ |
|------------------|------------------|----------------------|----------------------|------------------|--------------------------|--------------------------|
| *Jacke | 1/1 | 9/9 | 4/6 | 7/9 | 1/3 | |
| Packers | 1/1 | 9/9 | 4/6 | 7/9 | 1/3 | |
| Opponents | 2/2 | 4/4 | 8/10 | 8/12 | 1/2 | |
| Jacke: | (1) (43G) | (35G,52G,22G) | (26G,46N,37B) | (44G,21G) | (49G,21G,50N,38G) | (1) |
| | | | | | (34G,52N,40G) | (38N) |
| | | | | | (36G,40N,42G) | (47G) |
| | | | | | (25G) | (19G,44G,23G,21G) |
| | | | | | (28G,29G) | (46N) |
| | | | | | (52G) | (38G,32G) |
| | | | | | (39G,45G) | (1) |
| | | | | | (41G) | (51N,28G,47B) |
| | | | | | (36G,21G,33G) | (42G,34N,46G) |
| | | | | | (25G,37G) | (45G) |
| | | | | | (45N,44G) | (19G,34G,27G,19G) |
| | | | | | (49G,49N,40G,36G) | (34N) |
| | | | | | (41G) | |

| Interceptions | | No | Yds | Avg | Long | TD |
|------------------|-----------|------------|-------------|-----------|----------|----|
| D.Brown | 6 | 12 | 2.0 | 12 | 0 | |
| Murphy | 3 | 31 | 10.3 | 20 | 0 | |
| Stills | 3 | 20 | 6.7 | 12 | 0 | |
| Stephen | 2 | 16 | 8.0 | 8 | 0 | |
| Lee | 2 | 10 | 5.0 | 10 | 0 | |
| Noble | 2 | 10 | 5.0 | 10 | 0 | |
| Dent | 1 | 53 | 53.0 | 53 | 0 | |
| Pitts | 1 | 37 | 37.0 | 37 | 0 | |
| Holland | 1 | 26 | 26.0 | 26 | 0 | |
| Cecil | 1 | 16 | 16.0 | 16 | 0 | |
| Anderson | 1 | 1 | 1.0 | 1 | 0 | |
| Greene | 1 | 0 | 0.0 | 0 | 0 | |
| Jakes | 1 | 0 | 0.0 | 0 | 0 | |
| Packers | 25 | 232 | 9.3 | 53 | 0 | |
| Opponents | 20 | 231 | 16.1 | 81 | 2 | |

| Punting | | No | Yds | Avg | TB | In | Lg | B |
|------------------|-----------|-------------|-------------|-----------|-----------|-----------|----------|---|
| Bracken | 66 | 2682 | 40.6 | 11 | 17 | 63 | 0 | |
| Packers | 66 | 2682 | 40.6 | 11 | 17 | 63 | 0 | |
| Opponents | 65 | 2644 | 40.7 | 1 | 17 | 55 | 0 | |

| Punt Returns | | Ret | FC | Yds | Avg | Long | TD |
|------------------|-----------|-----------|------------|-------------|-----------|----------|----|
| *Query | 30 | 7 | 247 | 8.2 | 15 | 0 | |
| Sutton | 5 | 1 | 42 | 8.4 | 17 | 0 | |
| Pitts | 0 | 1 | 0 | 0.0 | 0 | 0 | |
| Packers | 35 | 9 | 289 | 8.3 | 17 | 0 | |
| Opponents | 30 | 11 | 416 | 13.9 | 74 | 0 | |

| Kickoff Returns | | No | Yds | Avg | Long | TD |
|------------------|-----------|-------------|-------------|-----------|----------|----|
| *Workman | 33 | 547 | 16.6 | 46 | 0 | |
| Bland | 13 | 256 | 19.7 | 37 | 0 | |
| Fullwood | 11 | 243 | 22.1 | 35 | 0 | |
| *Query | 6 | 125 | 20.8 | 28 | 0 | |
| Fontenot | 2 | 30 | 15.0 | 20 | 0 | |
| Woodside | 2 | 38 | 19.0 | 23 | 0 | |
| Didier | 1 | 0 | 0.0 | 0 | 0 | |
| *Mandarich | 1 | 0 | 0.0 | 0 | 0 | |
| Packers | 69 | 1239 | 18.0 | 46 | 0 | |
| Opponents | 63 | 1389 | 22.0 | 90 | 0 | |

| Passing | | Att | Cmp | Yds | Cmp% | Yds/Att | TD | TD% | Int | Int% | LG | Sck/Yds | Rtg |
|------------------|------------|------------|-------------|-------------|-------------|-----------|------------|-----------|------------|-----------|---------------|-------------|-----|
| Majkowski | 599 | 353 | 4318 | 58.9 | 7.21 | 27 | 4.5 | 20 | 3.3 | 79 | 47/268 | 82.3 | |
| *Ditweg | 1 | 1 | 7 | 100.0 | 7.00 | 0 | 0.0 | 0 | 0.0 | 7 | 0/0 | 95.8 | |
| Fontenot | 0 | 0 | 0 | 0.0 | 0.00 | 0 | 0.0 | 0 | 0.0 | 0 | 0/0 | 1/9 | |
| Packers | 600 | 354 | 4325 | 59.0 | 7.21 | 27 | 4.5 | 20 | 3.3 | 79 | 47/268 | 82.4 | |
| Opponents | 476 | 302 | 3553 | 63.4 | 7.46 | 22 | 4.6 | 25 | 5.3 | 61 | 34/214 | 79.6 | |

COMMUNITY
 ADMIN. & COACHES

6-10-0, .375, FOURTH, NFC CENTRAL 1990

| Head Coach: | GB | Opp | Attend | Site | Starting QB | Temp |
|----------------------------------|----------------------------|-----|--------|---------|-------------|----------------|
| S 9 Los Angeles Rams (GB) | W | 36 | 24 | 57,685 | LF | A.Dilweg 79 |
| S 16 Chicago Bears (GB) | L | 13 | 31 | 58,938 | LF | A.Dilweg 57 |
| S 23 Kansas City Chiefs (GB) | L | 3 | 17 | 58,817 | LF | D.Majkowski 52 |
| S 30 @ Detroit Lions | W | 24 | 21 | 64,509 | PSD | D.Majkowski 55 |
| O 7 @ Chicago Bears | L | 13 | 27 | 59,929 | SF | D.Majkowski 52 |
| O 14 @ Tampa Bay Buccaneers | L | 14 | 26 | 67,472 | TaS | D.Majkowski 88 |
| O 28 Minnesota Vikings (Milw) | W | 24 | 10 | 55,125 | CoS | D.Majkowski 46 |
| N 4 San Francisco 49ers (GB) | L | 20 | 24 | 58,835 | LF | D.Majkowski 42 |
| N 11 @ Los Angeles Raiders | W | 29 | 16 | 50,855 | LAC | D.Majkowski 87 |
| N 18 @ Phoenix Cardinals | W | 24 | 21 | 46,878 | SDv | D.Majkowski 82 |
| N 25 Tampa Bay Buccaneers (Milw) | W | 20 | 10 | 53,677 | CoS | A.Dilweg 40 |
| D 2 @ Minnesota Vikings | L | 7 | 23 | 62,058 | MD | A.Dilweg 40 |
| D 9 Seattle Seahawks (Milw) | L | 14 | 20 | 52,015 | CoS | A.Dilweg 45 |
| D 16 @ Philadelphia Eagles | L | 0 | 31 | 65,627 | VS | A.Dilweg 49 |
| D 22 Detroit Lions (GB) | L | 17 | 24 | 46,700 | LF | B.Kiel 2 |
| D 30 @ Denver Broncos | L | 13 | 22 | 46,943 | MHS | A.Dilweg 38 |
| | | 271 | 347 | 906,063 | | |
| Home: 3-5 (441,792) | Away: 3-5 (464,271) | | | | | |

| Total First Downs | GB | Opp | Rushing | No | Yds | Avg | Long | TD |
|--------------------------|---------|---------|------------------|------------|-------------|------------|-----------|-----------|
| Rushing | 276 | 286 | Haddix | 98 | 311 | 3.2 | 13 | 0 |
| Passing | 72 | 113 | *Thompson | 76 | 264 | 3.5 | 37 | 0 |
| Penalty | 183 | 160 | Majkowski | 29 | 186 | 6.4 | 24 | 1 |
| Efficiency | 21 | 13 | Woodside | 46 | 182 | 4.0 | 21 | 1 |
| Third Downs | 76/196 | 85/210 | Fullwood | 44 | 124 | 2.8 | 16 | 1 |
| Efficiency | 38.8 | 40.5 | Dilweg | 21 | 114 | 5.4 | 22 | 0 |
| Fourth Downs | 5/12 | 3/9 | Fontenot | 17 | 76 | 4.5 | 18 | 0 |
| Efficiency | 41.7 | 33.3 | Workman | 8 | 51 | 6.4 | 31 | 0 |
| Possession Avg. | 29:34 | 30:26 | Query | 3 | 39 | 13.0 | 18 | 0 |
| Total Net Yards | 4675 | 5442 | Sharpe | 2 | 14 | 7.0 | 10 | 0 |
| Avg. Per Game | 292.2 | 340.1 | Kiel | 5 | 9 | 1.8 | 4 | 1 |
| Total Plays | 953 | 981 | Kemp | 1 | -1 | -1.0 | -1 | 0 |
| Avg. Per Play | 4.9 | 5.5 | Packers | 350 | 1369 | 3.9 | 37 | 5 |
| Net Yards Rushing | 1369 | 2059 | Opponents | 475 | 2059 | 4.3 | 52 | 16 |
| Avg. Per Game | 85.6 | 128.7 | | | | | | |
| Total Rushes | 350 | 475 | | | | | | |
| Net Yards Passing | 3306 | 3383 | | | | | | |
| Avg. Per Game | 206.6 | 211.4 | | | | | | |
| Sacked/Yards Lost | 62/390 | 27/172 | | | | | | |
| Gross Yards | 3696 | 3555 | | | | | | |
| Att./Completions | 541/302 | 479/256 | | | | | | |
| Completion Pct. | 55.8 | 53.4 | | | | | | |
| Had Intercepted | 21 | 16 | | | | | | |
| Points/Average | 65/37.4 | 69/39.1 | | | | | | |
| Net Punting Avg. | 65/32.7 | 69/31.7 | | | | | | |
| Penalties/Yards | 84/669 | 109/854 | | | | | | |
| Fumbles/Ball Lost | 37/22 | 26/14 | | | | | | |
| Touchdowns | 29 | 40 | | | | | | |
| Rushing | 5 | 16 | | | | | | |
| Passing | 20 | 20 | | | | | | |
| Returns | 4 | 4 | | | | | | |

| NFC Central | W | L | T | Pct | Pts | OP |
|------------------|----------|-----------|----------|-------------|------------|------------|
| Chicago | 11 | 5 | 0 | .688 | 348 | 280 |
| Tampa Bay | 6 | 10 | 0 | .375 | 264 | 367 |
| Detroit | 6 | 10 | 0 | .375 | 373 | 413 |
| Green Bay | 6 | 10 | 0 | .375 | 271 | 347 |
| Minnesota | 6 | 10 | 0 | .375 | 351 | 326 |

| Receiving | No | Yds | Avg | Long | TD |
|------------------|------------|-------------|-------------|------------|-----------|
| Sharpe | 67 | 1105 | 16.5 | 76t | 6 |
| Kemp | 44 | 527 | 12.0 | 29 | 2 |
| Query | 34 | 458 | 13.5 | 47t | 2 |
| Weathers | 33 | 390 | 11.8 | 29 | 1 |
| Fontenot | 31 | 293 | 9.5 | 59 | 1 |
| West | 27 | 356 | 13.2 | 50 | 5 |
| Woodside | 24 | 184 | 7.7 | 25 | 0 |
| Haddix | 13 | 94 | 7.2 | 28 | 2 |
| *J.Harris | 12 | 157 | 13.1 | 26 | 0 |
| *Wilson | 7 | 84 | 12.0 | 18 | 0 |
| Workman | 4 | 30 | 7.5 | 9 | 1 |
| Fullwood | 3 | 17 | 5.7 | 10 | 0 |
| *Thompson | 3 | 1 | 0.3 | 1 | 0 |
| Packers | 302 | 3696 | 12.2 | 76t | 20 |
| Opponents | 256 | 3555 | 13.9 | 74 | 20 |

| Primary Starters | WR | P.Kemp | LE | M.Brock |
|------------------|-------------|--------|-----------|---------|
| LT | K.Ruettgers | NT | B.Nelson | |
| LG | B.Ard | RE | R.Brown | |
| C | J.Campen | LOLB | S.Stephen | |
| RG | K.Uecker | LILB | B.Noble | |
| RT | T.Mandarch | RILB | J.Holland | |
| TE | E.West | ROLB | T.Harris | |
| WR | S.Sharpe | LCB | M.Lee | |
| QB | D.Majkowski | RCB | J.Holmes | |
| | A.Dilweg | SS | M.Murphy | |
| RB | K.Woodside | FS | C.Cecil | |
| FB | M.Haddix | | T.Greene | |

Sacks: T.Harris 7.0, Brock 4.0, Patterson 4.0, *Bennett 3.0, Brown 3.0, Dent 1.0, Holmes 1.0, Murphy 1.0, Nelson 1.0, Noble 1.0, Stephen 1.0, Packers 27.0, Opponents 62.0

* — rookie

| Passing | Att | Cmp | Yds | Cmp% | Yds/Att | TD | TD% | Int | Int% | LG | Sck/Yds | Rtng |
|------------------|------------|------------|-------------|-------------|-------------|-----------|------------|-----------|------------|------------|---------------|-------------|
| Majkowski | 264 | 150 | 1925 | 56.8 | 7.29 | 10 | 3.8 | 12 | 4.5 | 76t | 32/178 | 73.5 |
| Dilweg | 192 | 101 | 1267 | 52.6 | 6.60 | 8 | 4.2 | 7 | 3.6 | 59 | 22/150 | 72.1 |
| Kiel | 85 | 51 | 504 | 60.0 | 5.93 | 2 | 2.4 | 2 | 2.4 | 22 | 8/62 | 74.8 |
| Packers | 541 | 302 | 3696 | 55.8 | 6.83 | 20 | 3.7 | 21 | 3.9 | 76t | 62/390 | 73.2 |
| Opponents | 479 | 256 | 3555 | 53.4 | 7.42 | 20 | 4.2 | 16 | 3.3 | 74 | 27/172 | 77.5 |

| Scoring | TD | Ru | Pa | Rt | PAT | FG | S | PTS |
|------------------|-----------|-----------|-----------|----------|--------------|--------------|----------|------------|
| Jacke | 0 | 0 | 0 | 0 | 28/29 | 23/30 | 0 | 97 |
| Sharpe | 6 | 0 | 6 | 0 | 0 | 0 | 0 | 36 |
| West | 5 | 0 | 5 | 0 | 0 | 0 | 0 | 30 |
| Query | 3 | 0 | 2 | 1 | 0 | 0 | 0 | 18 |
| Haddix | 2 | 0 | 2 | 0 | 0 | 0 | 0 | 12 |
| Kemp | 2 | 0 | 2 | 0 | 0 | 0 | 0 | 12 |
| *Thompson | 2 | 1 | 0 | 1 | 0 | 0 | 0 | 12 |
| Fontenot | 1 | 0 | 1 | 0 | 0 | 0 | 0 | 6 |
| Fullwood | 1 | 1 | 0 | 0 | 0 | 0 | 0 | 6 |
| Greene | 1 | 0 | 0 | 1 | 0 | 0 | 0 | 6 |
| Kiel | 1 | 1 | 0 | 0 | 0 | 0 | 0 | 6 |
| Majkowski | 1 | 1 | 0 | 0 | 0 | 0 | 0 | 6 |
| Patterson | 1 | 0 | 0 | 1 | 0 | 0 | 0 | 6 |
| Weathers | 1 | 0 | 1 | 0 | 0 | 0 | 0 | 6 |
| Woodside | 1 | 1 | 0 | 0 | 0 | 0 | 0 | 6 |
| Workman | 1 | 0 | 1 | 0 | 0 | 0 | 0 | 6 |
| Packers | 29 | 5 | 20 | 4 | 28/29 | 23/30 | 0 | 271 |
| Opponents | 40 | 16 | 20 | 4 | 39/40 | 22/34 | 1 | 347 |

| Field Goals | 1-19 | 20-29 | 30-39 | 40-49 | 50+ |
|--|------------|-------------|--------------|------------|------------|
| Jacke | 0/0 | 9/9 | 10/13 | 2/4 | 2/4 |
| Packers | 0/0 | 9/9 | 10/13 | 2/4 | 2/4 |
| Opponents | 0/0 | 9/10 | 8/12 | 3/7 | 2/5 |
| Jacke: (26G,53G,40G)(37G,37G)(46G)(49N,34G)(38G,27G)(51N)(35G)(30G,37G)(39G,51G,32G,23G,20G)(21G)(53N,25G,25G)(1)(37N)(47N)(33N,32N,25G)(37G,24G) | | | | | |
| Opponents: (41N,41G)(41G)(20G)(34N,50N,51N,44N)(50G,32N,51G)(24G,32G,39G,32G)(20G,42N)(30N,22G)(24G)(58N)(33G)(29G,32G,41G)(37G,22G)(34G,22N)(41N,22G)(22G,31G) | | | | | |

| Interceptions | No | Yds | Avg | Long | TD |
|------------------|-----------|------------|-------------|-----------|----------|
| *Butler | 3 | 42 | 14.0 | 28 | 0 |
| Holmes | 3 | 39 | 13.0 | 24 | 0 |
| Murphy | 3 | 6 | 2.0 | 4 | 0 |
| Stephen | 2 | 26 | 13.0 | 26 | 0 |
| Holland | 1 | 32 | 32.0 | 32 | 0 |
| Patterson | 1 | 9 | 9.0 | 9t | 1 |
| Cecil | 1 | 0 | 0.0 | 0 | 0 |
| Lee | 1 | 0 | 0.0 | 0 | 0 |
| Pitts | 1 | 0 | 0.0 | 0 | 0 |
| Packers | 16 | 154 | 9.6 | 32 | 1 |
| Opponents | 21 | 293 | 14.0 | 47 | 2 |

| Punting | No | Yds | Avg | TB | In | Lg | B |
|------------------|-----------|-------------|-------------|-----------|-----------|-----------|----------|
| Bracken | 64 | 2431 | 38.0 | 2 | 17 | 59 | 1 |
| Packers | 65 | 2431 | 37.4 | 2 | 17 | 59 | 1 |
| Opponents | 69 | 2698 | 39.1 | 10 | 16 | 61 | 2 |

| Punt Returns | Ret | FC | Yds | Avg | Long | TD |
|------------------|-----------|-----------|------------|------------|-----------|----------|
| Query | 32 | 7 | 308 | 9.6 | 25 | 0 |
| Pitts | 0 | 2 | 0 | 0.0 | 0 | 0 |
| Packers | 32 | 9 | 308 | 9.6 | 25 | 0 |
| Opponents | 34 | 13 | 266 | 7.8 | 30 | 0 |

| Kickoff Returns | No | Yds | Avg | Long | TD |
|------------------|-----------|-------------|-------------|------------|----------|
| *Wilson | 35 | 798 | 22.8 | 36 | 0 |
| Workman | 14 | 210 | 15.0 | 26 | 0 |
| Bland | 7 | 104 | 14.9 | 24 | 0 |
| Fontenot | 3 | 88 | 29.3 | 50 | 0 |
| *Thompson | 3 | 103 | 34.3 | 76t | 1 |
| West | 1 | 0 | 0.0 | 0 | 0 |
| Packers | 63 | 1303 | 20.7 | 76t | 1 |
| Opponents | 56 | 1125 | 20.1 | 87 | 0 |

COMMUNITY
ADMM & COACHES
VETERANS
DRAFT & FREE AGENTS
2016 REVIEW
1990

LAMBEAU FIELD
MISC.

1991 4-12-0, .250, FOURTH, NFC CENTRAL

| Head Coach: | Lindy Infante | GB | Opp | Attend | Site | Starting QB | Temp |
|-------------|---------------------------|----|-----|--------|--------|-------------|------------------|
| S 1 | Philadelphia Eagles (GB) | L | 3 | 20 | 58,991 | LF | D.Majkowski 71 |
| S 8 | @ Detroit Lions | L | 14 | 23 | 43,132 | PSD | D.Majkowski dome |
| S 15 | Tampa Bay Buccaneers (GB) | W | 15 | 13 | 58,114 | LF | D.Majkowski 77 |
| S 22 | @ Miami Dolphins | L | 13 | 16 | 56,583 | JRS | D.Majkowski 86 |
| S 29 | @ Los Angeles Rams | L | 21 | 23 | 54,736 | AnS | D.Majkowski 81 |
| O 6 | Dallas Cowboys (Milw) | L | 17 | 20 | 53,695 | CoS | B.Kiel 47 |
| O 17 | Chicago Bears (GB) | L | 0 | 10 | 58,435 | LF | D.Majkowski 65 |
| O 27 | @ Tampa Bay Buccaneers | W | 27 | 0 | 40,275 | TaS | D.Majkowski 88 |
| N 3 | @ New York Jets | L | 16 | 19 | 67,435 | GD | D.Majkowski 54 |
| N 10 | Buffalo Bills (Milw) | L | 24 | 34 | 52,175 | CoS | M.Tomczak 40 |
| N 17 | Minnesota Vikings (GB) | L | 21 | 35 | 57,614 | LF | M.Tomczak 46 |
| N 24 | Indianapolis Colts (Milw) | W | 14 | 10 | 42,132 | CoS | M.Tomczak 29 |
| D 1 | @ Atlanta Falcons | L | 31 | 35 | 43,270 | FCS | M.Tomczak 64 |
| D 8 | @ Chicago Bears | L | 13 | 27 | 62,353 | SF | M.Tomczak 57 |
| D 15 | Detroit Lions (GB) | L | 17 | 21 | 43,881 | LF | M.Tomczak 10 |
| D 21 | @ Minnesota Vikings | W | 27 | 7 | 52,860 | MD | M.Tomczak dome |
| | | | | 273 | 313 | | 845,681 |

Home: 2-6 (425,037) Away: 2-6 (420,644) + — overtime

| Scoring | Td Ru Pa Rt | PAT | FG | S | PTS |
|-----------|-------------|-------|-------|---|-----|
| Jacke | 0 0 0 0 | 31/31 | 18/24 | 0 | 85 |
| Workman | 11 7 4 0 | 0 | 0 | 0 | 66 |
| Sharpe | 4 0 4 0 | 0 | 0 | 0 | 24 |
| Harris | 3 0 3 0 | 0 | 0 | 0 | 18 |
| West | 3 0 3 0 | 0 | 0 | 0 | 18 |
| Kemp | 2 0 2 0 | 0 | 0 | 0 | 12 |
| Majkowski | 2 2 0 0 | 0 | 0 | 0 | 12 |
| Wilson | 2 0 1 1 | 0 | 0 | 0 | 12 |
| Noble | 1 0 0 1 | 0 | 0 | 0 | 6 |
| Thompson | 1 1 0 0 | 0 | 0 | 0 | 6 |
| Tomczak | 1 1 0 0 | 0 | 0 | 0 | 6 |
| Woodside | 1 1 0 0 | 0 | 0 | 0 | 6 |
| Paup | 0 0 0 0 | 0 | 0 | 1 | 2 |

| Field Goals | 1-19 | 20-29 | 30-39 | 40-49 | 50+ |
|-------------|------|-------|-------|-------|-----|
| Jacke | 0/0 | 9/9 | 4/5 | 4/9 | 1/1 |
| Packers | 0/0 | 9/9 | 4/5 | 4/9 | 1/1 |
| Opponents | 0/0 | 7/7 | 12/12 | 3/8 | 1/4 |

| Total First Downs | GB | Opp | Rushing | No | Yds | Avg | Long | TD |
|-------------------|--------|--------|-----------|-----|------|------|------|----|
| Total First Downs | 259 | 298 | Thompson | 141 | 471 | 3.3 | 40t | 1 |
| Rushing | 88 | 99 | Woodside | 84 | 326 | 3.9 | 29 | 1 |
| Passing | 150 | 177 | Workman | 71 | 237 | 3.3 | 30t | 7 |
| Penalty | 21 | 22 | Majkowski | 25 | 108 | 4.3 | 15 | 2 |
| Third Downs | 77/207 | 85/220 | Rice | 30 | 100 | 3.3 | 21 | 0 |
| Efficiency | 37.2 | 38.6 | Tomczak | 17 | 93 | 5.5 | 48 | 1 |
| Fourth Downs | 8/14 | 10/19 | Kiel | 4 | 46 | 11.5 | 26 | 0 |
| Efficiency | 57.1 | 52.6 | Sharpe | 4 | 4 | 1.0 | 12 | 0 |
| Possession Avg. | 28:15 | 31:45 | Wilson | 3 | 3 | 1.0 | 5 | 0 |
| Total Net Yards | 4332 | 4812 | Harris | 1 | 1 | 1.0 | 1 | 0 |
| Avg. Per Game | 270.8 | 300.8 | McJulien | 1 | 0 | 0.0 | 0 | 0 |
| Total Plays | 940 | 1033 | Packers | 381 | 1389 | 3.6 | 48 | 12 |
| Avg. Per Play | 4.6 | 4.7 | Opponents | 457 | 1546 | 3.4 | 27 | 10 |

| NFC Central | W | L | T | Pct | Pts | OP |
|------------------|----------|-----------|----------|-------------|------------|------------|
| Detroit | 12 | 4 | 0 | .750 | 339 | 295 |
| Chicago | 11 | 5 | 0 | .688 | 299 | 269 |
| Minnesota | 8 | 8 | 0 | .500 | 301 | 316 |
| Green Bay | 4 | 12 | 0 | .250 | 273 | 313 |
| Tampa Bay | 3 | 13 | 0 | .188 | 199 | 365 |

| Net Yards Rushing | GB | Opp | Receiving | No | Yds | Avg | Long | TD |
|-------------------|---------|---------|-----------|-----|------|------|------|----|
| Net Yards Rushing | 1389 | 1546 | Sharpe | 69 | 961 | 13.9 | 58t | 4 |
| Avg. Per Game | 86.8 | 96.6 | Workman | 46 | 371 | 8.1 | 25 | 4 |
| Total Rushes | 381 | 457 | Kemp | 42 | 583 | 13.9 | 39 | 2 |
| Net Yards Passing | 2943 | 3266 | Harris | 24 | 264 | 11.0 | 35 | 3 |
| Avg. Per Game | 183.9 | 204.1 | Woodside | 22 | 185 | 8.4 | 28 | 0 |
| Sacked/Yards Lost | 45/270 | 45/307 | Wilson | 19 | 305 | 16.1 | 75t | 1 |
| Gross Yards | 3213 | 3573 | West | 15 | 151 | 10.1 | 21 | 3 |
| Att./Completions | 514/272 | 531/305 | Weathers | 12 | 150 | 12.5 | 22 | 0 |
| Completion Pct. | 52.9 | 57.4 | Query | 7 | 94 | 13.4 | 26 | 0 |
| Had Intercepted | 19 | 15 | Thompson | 7 | 71 | 10.1 | 18 | 0 |
| Punts/Average | 86/40.4 | 76/42.1 | Affholter | 7 | 68 | 9.7 | 20 | 0 |
| Net Punting Avg. | 86/34.4 | 76/34.5 | Rice | 2 | 10 | 5.0 | 7 | 0 |
| Penalties/Yards | 98/834 | 106/777 | Packers | 272 | 3213 | 11.8 | 75t | 17 |
| Fumbles/Ball Lost | 41/17 | 31/14 | Opponents | 305 | 3573 | 11.7 | 87t | 20 |
| Touchdowns | 31 | 35 | | | | | | |
| Rushing | 12 | 10 | | | | | | |
| Passing | 17 | 20 | | | | | | |
| Returns | 2 | 5 | | | | | | |

| Jacke | (21G) | (48N) | (24G,31N,22G) |
|-----------|-------|-------|---------------|
| Jacke | 0/0 | 9/9 | 4/5 4/9 1/1 |
| Packers | 0/0 | 9/9 | 4/5 4/9 1/1 |
| Opponents | 0/0 | 7/7 | 12/12 3/8 1/4 |

| Opponents | (37G) | (40G) | (50N,41G,27G,36G) |
|-----------|---------------|-----------|-----------------------|
| Opponents | 37/207 | 43/316 | 30/326 |
| | (40N,23G,39G) | (22G,46N) | (30G,39G,47N,22G,37G) |
| | (50N) | (35G,40N) | (1) |

| Interceptions | No | Yds | Avg | Long | TD |
|---------------|----|-----|------|------|----|
| Cecil | 3 | 76 | 25.3 | 32 | 0 |
| Murphy | 3 | 27 | 9.0 | 16 | 0 |
| Butler | 3 | 6 | 2.0 | 6 | 0 |
| *V. Clark | 2 | 42 | 21.0 | 22 | 0 |
| Brown | 1 | 37 | 37.0 | 37 | 0 |
| Stephen | 1 | 23 | 23.0 | 23 | 0 |
| *Tualo | 1 | 23 | 23.0 | 23 | 0 |
| Holmes | 1 | 0 | 0.0 | 0 | 0 |
| Packers | 15 | 234 | 15.6 | 37 | 0 |
| Opponents | 19 | 185 | 9.7 | 65t | 1 |

| Punting | No | Yds | Avg | TB | In | Lg | B |
|-----------|----|------|------|----|----|----|---|
| McJulien | 86 | 3473 | 40.4 | 7 | 22 | 62 | 0 |
| Packers | 86 | 3473 | 40.4 | 7 | 22 | 62 | 0 |
| Opponents | 76 | 3199 | 42.1 | 9 | 19 | 61 | 0 |

| Punt Returns | Ret | FC | Yds | Avg | Long | TD |
|--------------|-----|----|-----|------|------|----|
| Sikahema | 26 | 4 | 239 | 9.2 | 62 | 0 |
| Query | 14 | 3 | 157 | 11.2 | 28 | 0 |
| Workman | 1 | 0 | 0 | 0.0 | 0 | 0 |
| Packers | 41 | 7 | 396 | 9.7 | 62 | 0 |
| Opponents | 35 | 24 | 375 | 10.7 | 78t | 1 |

| Kickoff Returns | No | Yds | Avg | Long | TD |
|-----------------|----|------|------|------|----|
| Wilson | 23 | 522 | 22.7 | 82t | 1 |
| Sikahema | 15 | 325 | 21.7 | 35 | 0 |
| Workman | 8 | 139 | 17.4 | 26 | 0 |
| Thompson | 7 | 127 | 18.1 | 30 | 0 |
| Rice | 3 | 36 | 12.0 | 15 | 0 |
| *Webb | 2 | 40 | 20.0 | 23 | 0 |
| *Davey | 1 | 8 | 8.0 | 8 | 0 |
| *Dean | 1 | 0 | 0.0 | 0 | 0 |
| Packers | 60 | 1197 | 20.0 | 82t | 1 |
| Opponents | 46 | 942 | 20.5 | 56 | 0 |

| Primary Starters | | | |
|------------------|-------------|------|-----------|
| WR | P.Kemp | LE | M.Brock |
| LT | L.Cheek | NT | *E.Tualo |
| | K.Ruettgers | RE | R.Brown |
| LG | R.Moran | LOLB | S.Stephen |
| C | J.Campen | LILB | B.Noble |
| RG | R.Hallstrom | RILB | J.Holland |
| RT | T.Mandarich | ROLB | T.Bennett |
| TE | E.West | LCB | J.Holmes |
| | J.Harris | RCB | L.Butler |
| WR | S.Sharpe | SS | M.Murphy |
| QB | D.Majkowski | FS | C.Cecil |
| | M.Tomczak | | |
| RB | K.Woodside | | |
| FB | D.Thompson | | |

Sacks: Bennett 13.0, Paup 7.5, Archambeau 4.5, Brown 4.0, *Tualo 3.5, Brock 2.5, Noble 2.5, Dent 1.5, Patterson 1.5, Stephen 1.5, Mitchell 1.0, Murphy 1.0, Packers 45.0, Opponents 45.0
* — rookie

| Passing | Att | Cmp | Yds | Cmp% | Yds/Att | TD | TD% | Int | Int% | Lg | Sck/Yds | Rtng |
|-----------|-----|-----|------|------|---------|----|-----|-----|------|-----|---------|------|
| Tomczak | 238 | 128 | 1490 | 53.8 | 6.26 | 11 | 4.6 | 9 | 3.8 | 75t | 13/105 | 72.6 |
| Majkowski | 226 | 115 | 1362 | 50.9 | 6.03 | 3 | 1.3 | 8 | 3.5 | 39 | 30/152 | 59.3 |
| Kiel | 50 | 29 | 361 | 58.0 | 7.22 | 3 | 6.0 | 2 | 4.0 | 35 | 2/13 | 83.8 |
| Packers | 514 | 272 | 3213 | 52.9 | 6.25 | 17 | 3.3 | 19 | 3.7 | 75t | 45/270 | 67.9 |
| Opponents | 531 | 305 | 3573 | 57.4 | 6.73 | 20 | 3.8 | 15 | 2.8 | 87t | 45/307 | 78.8 |

9-7-0, .563, SECOND, NFC CENTRAL 1992

| Head Coach: | Mike Holmgren | GB | Opp | Attend | Site | Starting QB | Temp |
|----------------------------|-----------------------------|----------------------------|-----|--------------|------|-------------|------|
| S 6 | Minnesota Vikings (GB) | 20 | 23 | 58,617 | LF | D.Majkowski | 70 |
| S 13 | @ Tampa Bay Buccaneers | 3 | 31 | 50,051 | TaS | D.Majkowski | 90 |
| S 20 | Cincinnati Bengals (GB) | 24 | 23 | 57,272 | LF | D.Majkowski | 70 |
| S 27 | Pittsburgh Steelers (GB) | 17 | 3 | 58,724 | LF | B.Favre | 64 |
| O 4 | @ Atlanta Falcons | 10 | 24 | 63,769 | GD | B.Favre | dome |
| O 18 | @ Cleveland Browns | 6 | 17 | 69,268 | CMS | B.Favre | 40 |
| O 25 | Chicago Bears (GB) | 10 | 30 | 59,435 | LF | B.Favre | 53 |
| N 1 | @ Detroit Lions | 27 | 13 | 60,594 | PSD | B.Favre | dome |
| N 8 | @ New York Giants | 7 | 27 | 72,038 | GS | B.Favre | 41 |
| N 15 | Philadelphia Eagles (Milw) | W 27 | 24 | 52,689 | CoS | B.Favre | 28 |
| N 22 | @ Chicago Bears | W 17 | 3 | 56,170 | SF | B.Favre | 43 |
| N 29 | Tampa Bay Buccaneers (Milw) | W 19 | 14 | 52,347 | CoS | B.Favre | 32 |
| D 6 | Detroit Lions (Milw) | W 38 | 10 | 49,469 | CoS | B.Favre | 26 |
| D 13 | @ Houston Oilers | W 16 | 14 | 57,285 | AD | B.Favre | dome |
| D 20 | Los Angeles Rams (GB) | W 28 | 13 | 57,796 | LF | B.Favre | 8 |
| D 27 | @ Minnesota Vikings | L 7 | 27 | 61,461 | MD | B.Favre | dome |
| | | 276 | 296 | 936,985 | | | |
| Home: 6-2 (446,349) | | Away: 3-5 (490,636) | | + — overtime | | | |

| | GB | Opp |
|------------------------------------|---------|---------|
| Total First Downs | 291 | 277 |
| Rushing | 101 | 89 |
| Passing | 171 | 170 |
| Penalty | 19 | 18 |
| Third Downs | 91/214 | 71/189 |
| Efficiency | 42.5 | 37.6 |
| Fourth Downs | 6/11 | 7/16 |
| Efficiency | 54.5 | 43.8 |
| Possession Avg. | 32:30 | 27:30 |
| Total Net Yards | 4785 | 5098 |
| Avg. Per Game | 299.1 | 318.6 |
| Total Plays | 990 | 923 |
| Avg. Per Play | 4.8 | 5.5 |
| Net Yards Rushing | 1555 | 1821 |
| Avg. Per Game | 97.2 | 113.8 |
| Total Rushes | 420 | 406 |
| Net Yards Passing | 3230 | 3277 |
| Avg. Per Game | 201.9 | 204.8 |
| Sacked/Yards Lost | 43/268 | 34/219 |
| Gross Yards | 3498 | 3496 |
| Att./Completions | 527/340 | 483/277 |
| Completion Pct. | 64.5 | 57.3 |
| Had Intercepted | 15 | 15 |
| Punts/Average | 68/38.4 | 68/43.3 |
| Net Punting Avg. | 68/32.3 | 68/33.9 |
| Penalties/Yards | 88/749 | 98/830 |
| Fumbles/Ball Lost | 41/21 | 32/19 |
| Touchdowns | 30 | 32 |
| Rushing | 7 | 12 |
| Passing | 20 | 16 |
| Returns | 3 | 4 |

| By Quarter | Q1 | Q2 | Q3 | Q4 | OT | Pts |
|------------|----|-----|----|----|----|-----|
| Packers | 48 | 115 | 25 | 88 | 0 | 276 |
| Opponents | 73 | 73 | 71 | 76 | 3 | 296 |

Primary Starters

| | | | |
|----|-------------|------|------------|
| WR | S.Beach | LE | M.Brock |
| LT | K.Ruettgers | NT | J.Jurkovic |
| LG | R.Moran | RE | R.Brown |
| | F.Winters | LOLB | B.Paup |
| C | J.Campen | | G.Koonce |
| RG | R.Hallstrom | LILB | B.Noble |
| RT | T.Robbins | RILB | J.Holland |
| TE | E.West | ROLB | T.Bennett |
| | J.Harris | LCB | *T.Buckley |
| WR | S.Sharpe | | L.Billups |
| QB | B.Favre | RCB | V.Clark |
| RB | V.Workman | | R.Mitchell |
| | D.Thompson | SS | L.Butler |
| FB | H.Sydney | FS | C.Cecil |

| Scoring | TD | Ru | Pa | Rt | PAT | FG | S | PTS |
|------------------|-----------|-----------|-----------|----------|--------------|--------------|----------|------------|
| Jacke | 0 | 0 | 0 | 0 | 30/30 | 22/29 | 0 | 96 |
| Sharpe | 13 | 0 | 13 | 0 | | | | 78 |
| Sydney | 3 | 2 | 1 | 0 | | | | 18 |
| Thompson | 3 | 2 | 1 | 0 | | | | 18 |
| *Buckley | 2 | 0 | 2 | 0 | | | | 12 |
| J.Harris | 2 | 0 | 2 | 0 | | | | 12 |
| Workman | 2 | 0 | 2 | 0 | | | | 12 |
| Beach | 1 | 0 | 1 | 0 | | | | 6 |
| T.Bennett | 1 | 0 | 0 | 1 | | | | 6 |
| *Brooks | 1 | 0 | 1 | 0 | | | | 6 |
| Favre | 1 | 1 | 0 | 0 | | | | 6 |
| Taylor | 1 | 0 | 1 | 0 | | | | 6 |
| Packers | 30 | 7 | 20 | 3 | 30/30 | 22/29 | 0 | 276 |
| Opponents | 32 | 12 | 16 | 4 | 32/32 | 24/27 | 0 | 296 |

| Field Goals | 1-19 | 20-29 | 30-39 | 40-49 | 50+ |
|---|------------|------------|--------------|------------|------------|
| Jacke | 0/0 | 5/7 | 9/10 | 6/9 | 2/3 |
| Packers | 0/0 | 5/7 | 9/10 | 6/9 | 2/3 |
| Opponents | 2/2 | 5/6 | 11/11 | 5/7 | 1/1 |
| Jacke: (25G,24G)(33G)(32N,37G,47N) | | | | | |
| (47G,25N)(43N,41G)(44G,37G)(51G,28N) | | | | | |
| (53G,25G)(49N)(31G,41G)(39G) | | | | | |
| (34G,33G,29G,48G,52N)(46G) | | | | | |
| (39G,36G,20G)(1) | | | | | |
| Opponents: (50G,38G,25G)(22G)(20G, | | | | | |
| 34G,41G)(35G,20B)(49G)(26G)(18G,30G, | | | | | |
| 21G)(32G,34G)(47G,38G)(34G)(36G)(42N) | | | | | |
| (44G)(19G,39G)(46G,32G,41N) | | | | | |

| NFC Central | W | L | T | Pct | Pts | OP |
|------------------|----------|----------|----------|-------------|------------|------------|
| Minnesota | 11 | 5 | 0 | .688 | 374 | 249 |
| Green Bay | 9 | 7 | 0 | .563 | 276 | 296 |
| Tampa Bay | 5 | 11 | 0 | .313 | 267 | 365 |
| Chicago | 5 | 11 | 0 | .313 | 295 | 361 |
| Detroit | 5 | 11 | 0 | .313 | 273 | 332 |

| Receiving | No | Yds | Avg | Long | TD |
|----------------------------|------------|-------------|-------------|------------|-----------|
| Sharpe | 108 | 1461 | 13.5 | 76t | 13 |
| J.Harris | 55 | 595 | 10.8 | 40 | 2 |
| Sydney | 49 | 384 | 7.8 | 20 | 1 |
| Workman | 47 | 290 | 6.2 | 21 | 0 |
| Beach | 17 | 122 | 7.2 | 20 | 1 |
| Lewis | 13 | 152 | 11.7 | 27 | 0 |
| Thompson | 13 | 129 | 9.9 | 43 | 1 |
| *E.Bennett | 13 | 93 | 7.2 | 22 | 0 |
| *Brooks | 12 | 126 | 10.5 | 18 | 1 |
| McGee | 6 | 60 | 10.0 | 15 | 0 |
| West | 4 | 30 | 7.5 | 10 | 0 |
| Taylor | 2 | 63 | 31.5 | 35t | 1 |
| Favre | 1 | -7 | -7.0 | -7 | 0 |
| Packers | 340 | 3498 | 10.3 | 76t | 20 |
| Opponents | 277 | 3496 | 12.6 | 75t | 16 |

Sacks: T.Bennett 13.5, Paup 6.5, Brock 4.0, Jurkovic 2.0, Noble 2.0, Koonce 1.5, Archambeau 1.0, Brown 1.0, Dent 1.0, Tualo 1.0, Holland 0.5, Packers 34.0, Opponents 43.0

| Passing | Att | Cmp | Yds | Cmp% | Yds/Att | TD | TD% | Int | Int% | LG | Sck/Yds | Rtng |
|----------------------------|------------|------------|-------------|-------------|-------------|-----------|------------|-----------|------------|------------|---------------|-------------|
| Favre | 471 | 302 | 3227 | 64.1 | 6.85 | 18 | 3.8 | 13 | 2.8 | 76t | 34/208 | 85.3 |
| Majkowski | 55 | 38 | 271 | 69.1 | 4.93 | 2 | 3.6 | 2 | 3.6 | 32 | 9/60 | 77.2 |
| McJulien | 1 | 0 | 0 | 0.0 | 0.00 | 0 | 0.0 | 0 | 0.0 | 0 | 0/0 | 39.6 |
| Packers | 527 | 340 | 3498 | 64.5 | 6.64 | 20 | 3.8 | 15 | 2.8 | 76t | 43/268 | 84.3 |
| Opponents | 483 | 277 | 3496 | 57.3 | 7.24 | 16 | 3.3 | 15 | 3.1 | 75t | 34/219 | 78.1 |

* — rookie

COMMUNITY
 ADMIN. & COACHES
 VETERANS
 DRAFT & FREE AGENTS
 2016 REVIEW
 1992

LAMBEAU FIELD
 MISC.

1993 9-7-0, .563, THIRD, NFC CENTRAL

| Head Coach: | Mike Holmgren | GB | Opp | Attend | Site | Starting QB | Temp | |
|-------------------------------|---------------------------|----------------------------|-----|--------|--------|-------------|---------|------|
| S 5 | Los Angeles Rams (Milw) | W | 36 | 6 | 54,648 | CoS | B.Favre | 68 |
| S 12 | Philadelphia Eagles (GB) | L | 17 | 20 | 59,061 | LF | B.Favre | 72 |
| S 26 | @ Minnesota Vikings | L | 13 | 15 | 61,746 | MD | B.Favre | dome |
| O 3 | @ Dallas Cowboys | L | 14 | 36 | 63,568 | TxS | B.Favre | 72 |
| O 10 | Denver Broncos (GB) | W | 30 | 27 | 58,943 | LF | B.Favre | 43 |
| O 24 | @ Tampa Bay Buccaneers | W | 37 | 14 | 47,354 | TaS | B.Favre | 85 |
| O 31 | Chicago Bears (GB) | W | 17 | 3 | 58,945 | LF | B.Favre | 39 |
| N 8 | @ Kansas City Chiefs | L | 16 | 23 | 76,742 | ArS | B.Favre | 46 |
| N 14 | @ New Orleans Saints | W | 19 | 17 | 69,043 | LSd | B.Favre | dome |
| N 21 | Detroit Lions (Milw) | W | 26 | 17 | 55,119 | CoS | B.Favre | 47 |
| N 28 | Tampa Bay Buccaneers (GB) | W | 13 | 10 | 56,995 | LF | B.Favre | 29 |
| D 5 | @ Chicago Bears | L | 17 | 30 | 62,236 | SF | B.Favre | 38 |
| D 12 | @ San Diego Chargers | W | 20 | 13 | 57,930 | JMS | B.Favre | 67 |
| D 19 | Minnesota Vikings (Milw) | L | 17 | 21 | 54,773 | CoS | B.Favre | 36 |
| D 26 | Los Angeles Raiders (GB) | W | 28 | 0 | 54,482 | LF | B.Favre | 0 |
| J 2 | @ Detroit Lions | L | 20 | 30 | 77,510 | PSD | B.Favre | dome |
| | | | | 340 | 282 | 969,095 | | |
| Home: 6-2 (452,966) | | Away: 3-5 (516,129) | | | | | | |
| NFC Wild Card Playoff | | | | | | | | |
| J 8 | @ Detroit Lions | W | 28 | 24 | 68,479 | PSD | B.Favre | dome |
| NFC Divisional Playoff | | | | | | | | |
| J 16 | @ Dallas Cowboys | L | 17 | 27 | 64,790 | TxS | B.Favre | 58 |

| | GB | Opp | Rushing | No | Yds | Avg | Long | TD |
|--------------------------|---------|---------|------------------|------------|-------------|------------|------------|-----------|
| Total First Downs | 282 | 261 | Thompson | 169 | 654 | 3.9 | 60t | 3 |
| Rushing | 98 | 88 | E.Bennett | 159 | 550 | 3.5 | 19 | 9 |
| Passing | 166 | 157 | Favre | 58 | 216 | 3.7 | 27 | 1 |
| Penalty | 18 | 16 | Stephens | 48 | 173 | 3.6 | 22 | 1 |
| Third Downs | 81/218 | 70/217 | Brooks | 3 | 17 | 5.7 | 21 | 0 |
| Efficiency | 37.2 | 32.3 | Sharpe | 4 | 8 | 2.0 | 5 | 0 |
| Fourth Downs | 9/16 | 3/19 | Wilson | 6 | 3 | 0.5 | 5 | 0 |
| Efficiency | 56.3 | 15.8 | Detmer | 1 | -2 | -2.0 | -2 | 0 |
| Possession Avg. | 30:53 | 29:07 | Packers | 448 | 1619 | 3.6 | 60t | 14 |
| Total Net Yards | 4750 | 4482 | Opponents | 424 | 1582 | 3.7 | 60 | 6 |
| Avg. Per Game | 296.9 | 280.1 | | | | | | |
| Total Plays | 1006 | 999 | | | | | | |
| Avg. Per Play | 4.7 | 4.5 | | | | | | |
| Net Yards Rushing | 1619 | 1582 | | | | | | |
| Avg. Per Game | 101.2 | 98.9 | | | | | | |
| Total Rushes | 448 | 424 | | | | | | |
| Net Yards Passing | 3131 | 2900 | | | | | | |
| Avg. Per Game | 195.7 | 181.3 | | | | | | |
| Sacked/Yards Lost | 30/199 | 46/301 | | | | | | |
| Gross Yards | 3330 | 3201 | | | | | | |
| Att./Completions | 528/322 | 529/290 | | | | | | |
| Completion Pct. | 61.0 | 54.8 | | | | | | |
| Had Intercepted | 24 | 18 | | | | | | |
| Punts/Average | 74/42.9 | 79/40.2 | | | | | | |
| Net Punting Avg. | 74/36.3 | 79/34.3 | | | | | | |
| Penalties/Yards | 85/734 | 85/712 | | | | | | |
| Fumbles/Ball Lost | 26/10 | 33/15 | | | | | | |
| Touchdowns | 35 | 27 | | | | | | |
| Rushing | 14 | 6 | | | | | | |
| Passing | 19 | 16 | | | | | | |
| Returns | 2 | 5 | | | | | | |

| | W | L | T | Pct | Pts | OP |
|--------------------|----------|----------|----------|-------------|------------|------------|
| NFC Central | | | | | | |
| Detroit | 10 | 6 | 0 | .625 | 298 | 292 |
| Minnesota | 9 | 7 | 0 | .563 | 277 | 290 |
| Green Bay | 9 | 7 | 0 | .563 | 340 | 282 |
| Chicago | 7 | 9 | 0 | .438 | 234 | 230 |
| Tampa Bay | 5 | 11 | 0 | .313 | 237 | 376 |

| | Receiving | No | Yds | Avg | Long | TD |
|------------------|------------|-------------|-------------|------------|-----------|----|
| Sharpe | 112 | 1274 | 11.4 | 54 | 11 | |
| E.Bennett | 59 | 457 | 7.7 | 39t | 1 | |
| J.Harris | 42 | 604 | 14.4 | 66t | 4 | |
| Clayton | 32 | 331 | 10.3 | 32 | 3 | |
| West | 25 | 253 | 10.1 | 24 | 0 | |
| Brooks | 20 | 280 | 9.0 | 25 | 0 | |
| Thompson | 18 | 129 | 7.2 | 34 | 0 | |
| Stephens | 5 | 31 | 6.2 | 10 | 0 | |
| Lewis | 2 | 21 | 10.5 | 17 | 0 | |
| Wilson | 2 | 18 | 9.0 | 11 | 0 | |
| Chmura | 2 | 13 | 6.5 | 7 | 0 | |
| C.Harris | 2 | 11 | 5.5 | 6 | 0 | |
| Morgan | 1 | 8 | 8.0 | 8 | 0 | |
| Packers | 322 | 3330 | 10.3 | 66t | 19 | |
| Opponents | 290 | 3201 | 11.0 | 67t | 16 | |

| | By Quarter | Q1 | Q2 | Q3 | Q4 | OT | Pts |
|-----------|------------|----|----|----|----|----|-----|
| Packers | 97 | 95 | 77 | 71 | 0 | 0 | 340 |
| Opponents | 29 | 76 | 90 | 87 | 0 | 0 | 282 |

| Primary Starters | | | | | | | |
|------------------|-------------|------|------------|--|--|--|--|
| WR | M.Clayton | LE | R.White | | | | |
| LT | K.Ruettgers | NT | J.Jurkovic | | | | |
| LG | D.Widell | RE | M.Brock | | | | |
| | F.Winters | LOLB | *W.Simmons | | | | |
| C | F.Winters | LILB | G.Koonce | | | | |
| RG | H.Galbreath | RILB | J.Holland | | | | |
| RT | T.Robbins | ROLB | B.Paup | | | | |
| | J.Sims | LCB | T.Buckley | | | | |
| TE | J.Harris | RCB | R.Mitchell | | | | |
| | E.West | SS | L.Butler | | | | |
| WR | S.Sharpe | FS | *G.Teague | | | | |
| QB | B.Favre | | | | | | |
| RB | D.Thompson | | | | | | |
| | J.Stephens | | | | | | |
| FB | E.Bennett | | | | | | |

| | Sacks: | White 13.0, | Paup 11.0, | T.Bennett 6.5, | Jurkovic 5.5, | Koonce 3.0, | Brock 2.0, | Holland 2.0, | Butler 1.0, | Patterson 1.0, | *Simmons 1.0. | Packers 46.0, | Opponents 30.0 |
|--|--------|-------------|------------|----------------|---------------|-------------|------------|--------------|-------------|----------------|---------------|---------------|----------------|
|--|--------|-------------|------------|----------------|---------------|-------------|------------|--------------|-------------|----------------|---------------|---------------|----------------|

| | Passing | Att | Cmp | Yds | Cmp% | Yds/Att | TD% | Int | Int% | LG | Sk/Yds | Rtg |
|------------------|------------|------------|-------------|-------------|-------------|-----------|------------|-----------|------------|------------|---------------|-------------|
| Favre | 522 | 318 | 3303 | 60.9 | 6.33 | 19 | 3.6 | 24 | 4.6 | 66t | 30/199 | 72.2 |
| Detmer | 5 | 3 | 26 | 60.0 | 5.20 | 0 | 0.0 | 0 | 0.0 | 25 | 0/0 | 73.8 |
| Sharpe | 1 | 1 | 100.0 | 1.00 | 0.0 | 0.0 | 0.0 | 0 | 0.0 | 1 | 0/0 | 79.2 |
| Packers | 528 | 322 | 3330 | 61.0 | 6.31 | 19 | 3.6 | 24 | 4.5 | 66t | 30/199 | 72.2 |
| Opponents | 529 | 290 | 3201 | 54.8 | 6.05 | 16 | 3.0 | 18 | 3.4 | 67t | 46/301 | 68.9 |

| Scoring | TD | Ru | Pa | Rt | PAT | FG | S | PTS |
|------------------|-----------|-----------|-----------|----------|--------------|--------------|----------|------------|
| Jacke | 0 | 0 | 0 | 0 | 35/35 | 31/37 | 0 | 128 |
| Sharpe | 11 | 0 | 11 | 0 | 0 | 0 | 0 | 66 |
| E.Bennett | 10 | 9 | 1 | 0 | 0 | 0 | 0 | 60 |
| J.Harris | 4 | 0 | 4 | 0 | 0 | 0 | 0 | 24 |
| Clayton | 3 | 0 | 3 | 0 | 0 | 0 | 0 | 18 |
| Thompson | 3 | 3 | 0 | 0 | 0 | 0 | 0 | 18 |
| Brooks | 1 | 0 | 0 | 1 | 0 | 0 | 0 | 6 |
| Butler | 1 | 0 | 1 | 0 | 0 | 0 | 0 | 6 |
| Favre | 1 | 0 | 1 | 0 | 0 | 0 | 0 | 6 |
| Stephens | 1 | 1 | 0 | 0 | 0 | 0 | 0 | 6 |
| Packers | 35 | 14 | 19 | 2 | 35/35 | 31/37 | 0 | 340 |
| Opponents | 27 | 6 | 16 | 5 | 27/27 | 31/40 | 0 | 282 |

| Field Goals | 1-19 | 20-29 | 30-39 | 40-49 | 50+ |
|--|------------|--------------|--------------|------------|-------------|
| Jacke | 1/1 | 12/12 | 6/10 | 6/7 | 6/7 |
| Packers | 1/1 | 12/12 | 6/10 | 6/7 | 6/7 |
| Opponents | 3/3 | 8/8 | 10/11 | 6/8 | 4/10 |
| Jacke: (51G,33G)(23G)(49G,20G)(42N)(28G,32G,21G)(50G,44G,72G)(46G,23G,51G,19G)(38G,21G,44G,36G)(27G,52G,20G,53N,34G)(24G,36G)(36N,26G,51G,42G,33N)(20G)(37N,30N)(54G,47G) | | | | | |
| Opponents: (31G,32G)(31N,27G,30G)(35G,19G,29G,51G,49N,22G)(33G,19G,19G,50G,48G)(47G,37G)(33G)(23G,47B,34G,40G)(53N,27G)(52N,50G)(30G)(29G,24G,52M,29G)(47G,43G)(51N,54N)(56N,37G,53G,48G) | | | | | |

| Interceptions | No | Yds | Avg | Long | TD |
|------------------|-----------|------------|-------------|------------|----------|
| Butler | 6 | 131 | 21.8 | 39 | 0 |
| Holland | 2 | 41 | 20.5 | 30 | 0 |
| Buckley | 2 | 31 | 15.5 | 31 | 0 |
| *Simmons | 2 | 21 | 10.5 | 19 | 0 |
| *Teague | 1 | 22 | 22.0 | 22 | 0 |
| Paup | 1 | 8 | 8.0 | 8 | 0 |
| Prior | 1 | 1 | 1.0 | 1 | 0 |
| Brock | 1 | 0 | 0.0 | 0 | 0 |
| *Evans | 1 | 0 | 0.0 | 0 | 0 |
| Mitchell | 1 | 0 | 0.0 | 0 | 0 |
| Packers | 18 | 255 | 14.2 | 39 | 0 |
| Opponents | 24 | 437 | 18.2 | 86t | 3 |

| Punting | No | Yds | Avg | TB | In | Lg | B |
|------------------|-----------|-------------|-------------|----------|-----------|-----------|----------|
| Wagner | 74 | 3174 | 42.9 | 7 | 19 | 60 | 0 |
| Packers | 74 | 3174 | 42.9 | 7 | 19 | 60 | 0 |
| Opponents | 79 | 3176 | 40.2 | 3 | 20 | 58 | 0 |

| Punt Returns | Ret | FC | Yds | Avg | Long | TD |
|------------------|-----------|-----------|------------|------------|-----------|----------|
| Prior | 17 | 3 | 194 | 11.4 | 24 | 0 |
| Brooks | 16 | 4 | 135 | 8.4 | 35 | 0 |
| Buckley | 11 | 5 | 76 | 6.9 | 39 | 0 |
| *Teague | 1 | 0 | -1 | -1.0 | -1 | 0 |
| Packers | 45 | 12 | 404 | 9.0 | 39 | 0 |
| Opponents | 38 | 12 | 350 | 9.2 | 35 | 0 |

| Kickoff Returns | No | Yds | Avg | Long | TD |
|------------------|-----------|-------------|-------------|------------|----------|
| Brooks | 23 | 611 | 26.6 | 95t | 1 |
| C.Harris | 16 | 482 | 30.1 | 65 | 0 |
| Thompson | 9 | 171 | 19.0 | 42 | 0 |
| Wilson | 9 | 197 | 21.9 | 37 | 0 |
| Jurkovic | 2 | 22 | 11.0 | 13 | 0 |
| Chmura | 1 | 0 | 0.0 | 0 | 0 |
| Packers | 60 | 1483 | 24.7 | 95t | 1 |
| Opponents | 70 | 1407 | 20.1 | 68 | 0 |

* - rookie

COMMUNITY
 ADMIN. & COACHES
 VETERANS
 DRAFT & FREE AGENTS
 2016 REVIEW
 1993
 LAMBEAU FIELD
 MISCL

| Head Coach: | Mike Holmgren | GB | Opp | Attend | Site | Starting QB | Temp | |
|-------------|---------------------------|----|-----|--------|---------|-------------|---------|------|
| S 4 | Minnesota Vikings (GB) | W | 16 | 10 | 59,487 | LF | B.Favre | 65 |
| S 11 | Miami Dolphins (Milw) | L | 14 | 24 | 55,011 | CoS | B.Favre | 78 |
| S 18 | @ Philadelphia Eagles | L | 7 | 13 | 63,922 | VS | B.Favre | 70 |
| S 25 | Tampa Bay Buccaneers (GB) | W | 30 | 3 | 58,551 | LF | B.Favre | 66 |
| O 2 | @ New England Patriots | L | 16 | 17 | 57,522 | FS | B.Favre | 60 |
| O 9 | Los Angeles Rams (GB) | W | 24 | 17 | 58,911 | LF | B.Favre | 47 |
| O 20 | @ Minnesota Vikings | L | 10 | 13 | 63,041 | MD | B.Favre | dome |
| O 31 | @ Chicago Bears | W | 33 | 6 | 47,381 | SF | B.Favre | 42 |
| N 6 | Detroit Lions (Milw) | W | 38 | 30 | 54,995 | CoS | B.Favre | 49 |
| N 13 | New York Jets (GB) | W | 17 | 10 | 58,307 | LF | B.Favre | 51 |
| N 20 | @ Buffalo Bills | L | 20 | 29 | 79,029 | RiS | B.Favre | 54 |
| N 24 | @ Dallas Cowboys | L | 31 | 42 | 64,597 | TxS | B.Favre | 65 |
| D 4 | @ Detroit Lions | L | 31 | 34 | 76,338 | PSD | B.Favre | dome |
| D 11 | Chicago Bears (GB) | W | 40 | 3 | 57,927 | LF | B.Favre | 33 |
| D 18 | Atlanta Falcons (Milw) | W | 21 | 17 | 54,885 | CoS | B.Favre | 33 |
| D 24 | @ Tampa Bay Buccaneers | W | 34 | 19 | 65,076 | TaS | B.Favre | 63 |
| | | | 382 | 287 | 974,980 | | | |

Home: 7-1 (458,074) **Away:** 2-6 (516,906) + — overtime

NFC Wild Card Playoff
 D 31 Detroit Lions (GB) W 16 12 58,125 LF B.Favre 33

NFC Divisional Playoff
 J 8 @ Dallas Cowboys L 9 35 64,745 TxS B.Favre 55

| | GB | Opp |
|-------------------|---------|---------|
| Total First Downs | 314 | 281 |
| Rushing | 88 | 82 |
| Passing | 205 | 182 |
| Penalty | 21 | 17 |
| Third Downs | 97/222 | 79/222 |
| Efficiency | 43.1 | 35.6 |
| Fourth Downs | 6/14 | 9/18 |
| Efficiency | 42.9 | 50.0 |
| Possession Avg | 30:56 | 29:04 |
| Total Net Yards | 5316 | 4764 |
| Avg. Per Game | 332.3 | 297.8 |
| Total Plays | 1059 | 1023 |
| Avg. Per Play | 5.0 | 4.7 |
| Net Yards Rushing | 1543 | 1363 |
| Avg. Per Game | 96.4 | 85.2 |
| Total Rushes | 417 | 381 |
| Net Yards Passing | 3773 | 3401 |
| Avg. Per Game | 235.8 | 212.6 |
| Sacked/Yards Lost | 33/204 | 37/276 |
| Gross Yards | 3977 | 3677 |
| Att./Completions | 609/375 | 605/337 |
| Completion Pct. | 61.6 | 55.7 |
| Had Intercepted | 14 | 21 |
| Punts/Average | 81/41.4 | 88/39.7 |
| Net Punting Avg. | 81/35.5 | 88/33.8 |
| Penalties/Yards | 85/760 | 82/675 |
| Fumbles/Ball Lost | 25/8 | 32/12 |
| Touchdowns | 47 | 32 |
| Rushing | 11 | 9 |
| Passing | 33 | 20 |
| Returns | 3 | 3 |

| By Quarter | Q1 | Q2 | Q3 | Q4 | OT | Pts |
|------------|----|-----|----|----|----|-----|
| Packers | 89 | 129 | 92 | 72 | 0 | 382 |
| Opponents | 40 | 96 | 65 | 83 | 3 | 287 |

Primary Starters

| | | | |
|----|-------------|------|--------------|
| WR | R.Brooks | LE | R.White |
| LT | K.Ruetters | NT | J.Jurkovic |
| LG | G.McIntyre | DT | S.McMichael |
| | F.Winters | RE | S.Jones |
| | F.Winters | DE | S.Jones |
| C | F.Winters | LOLB | B.Paup |
| | J.Dukes | MLB | F.Strickland |
| RG | H.Galbreath | ROLB | G.Koonce |
| RT | J.Sims | LCB | T.Buckley |
| TE | E.West | RCB | D.Evans |
| | M.Chmura | SS | L.Butler |
| WR | S.Sharpe | FS | G.Teague |
| QB | B.Favre | | |
| RB | R.Cobb | | |
| FB | E.Bennett | | |

| | Rushing | No | Yds | Avg | Long | TD |
|------------|---------|------|------|-----|------|----|
| Bennett | 178 | 623 | 3.5 | 39T | 5 | 0 |
| Cobb | 153 | 579 | 3.8 | 30 | 3 | 3 |
| Favre | 42 | 202 | 4.8 | 36T | 2 | 0 |
| *L.Johnson | 26 | 99 | 3.8 | 43 | 0 | 0 |
| Sharpe | 3 | 15 | 5.0 | 8 | 0 | 0 |
| *Levens | 5 | 15 | 3.0 | 5 | 0 | 0 |
| Brunell | 6 | 7 | 1.2 | 5T | 1 | 0 |
| Jordan | 1 | 5 | 5.0 | 5 | 0 | 0 |
| Brooks | 1 | 0 | 0.0 | 0 | 0 | 0 |
| Thompson | 2 | -2 | -1.0 | 2 | 0 | 0 |
| Packers | 417 | 1543 | 3.7 | 43 | 11 | |
| Opponents | 381 | 1363 | 3.6 | 63 | 9 | |

| NFC Central | W | L | T | Pct | Pts | OP |
|-------------|----|----|---|------|-----|-----|
| Minnesota | 10 | 6 | 0 | .625 | 356 | 314 |
| Green Bay | 9 | 7 | 0 | .563 | 382 | 287 |
| Detroit | 9 | 7 | 0 | .563 | 357 | 342 |
| Chicago | 9 | 7 | 0 | .563 | 271 | 307 |
| Tampa Bay | 6 | 10 | 0 | .375 | 251 | 351 |

| Receiving | No | Yds | Avg | Long | TD |
|------------|-----|------|------|------|----|
| Sharpe | 94 | 1119 | 11.9 | 49 | 18 |
| Bennett | 78 | 546 | 7.0 | 40 | 4 |
| Brooks | 58 | 648 | 11.2 | 35 | 4 |
| Cobb | 35 | 299 | 8.5 | 37 | 1 |
| West | 31 | 377 | 12.2 | 26 | 2 |
| Morgan | 28 | 397 | 14.2 | 47T | 4 |
| Chmura | 14 | 165 | 11.8 | 27 | 0 |
| *L.Johnson | 13 | 168 | 12.9 | 33 | 0 |
| Lewis | 7 | 108 | 15.4 | 38 | 0 |
| R.Johnson | 7 | 79 | 11.3 | 24 | 0 |
| *Wilner | 5 | 31 | 6.2 | 9 | 0 |
| *Mickens | 4 | 31 | 7.8 | 11 | 0 |
| *Levens | 1 | 9 | 9.0 | 9 | 0 |
| Packers | 375 | 3977 | 10.6 | 49 | 33 |
| Opponents | 337 | 3677 | 10.9 | 68 | 20 |

Sacks: Jones 10.5, White 8.0, Paup 7.5, Gi.Brown 3.0, McMichael 2.5, Davey 1.5, Butler 1.0, Evans 1.0, Koonce 1.0, *Wilkins 1.0, Packers 37.0, Opponents 33.0

* — rookie

| Passing | Att | Cmp | Yds | Cmp% | Yds/Att | TD | TD% | Int | Int% | LG | Sck/Yds | Rtg |
|-----------|-----|-----|------|------|---------|----|-----|-----|------|----|---------|------|
| Favre | 582 | 363 | 3882 | 62.4 | 6.67 | 33 | 5.7 | 14 | 2.4 | 49 | 31/188 | 90.8 |
| Brunell | 27 | 12 | 95 | 44.4 | 3.52 | 0 | 0.0 | 0 | 0.0 | 25 | 2/16 | 53.7 |
| Packers | 609 | 375 | 3977 | 61.6 | 6.53 | 33 | 5.4 | 14 | 2.3 | 49 | 33/204 | 89.1 |
| Opponents | 605 | 337 | 3677 | 55.7 | 6.08 | 20 | 3.3 | 21 | 3.5 | 68 | 37/276 | 70.4 |

| Scoring | TD Ru | Pa | Rt | PAT | FG | S | Pts |
|-----------|-------|----|----|-------|-------|-------|-------|
| Sharpe | 18 | 0 | 18 | 0 | 0 | 0 | 108 |
| Jacke | 0 | 0 | 0 | 41/43 | 19/26 | 0 | 98 |
| Bennett | 9 | 5 | 4 | 0 | 0 | 0 | 54 |
| Brooks | 6 | 0 | 4 | 2 | 0 | 0 | 36 |
| Cobb | 4 | 3 | 1 | 0 | 0 | 0 | 24 |
| Morgan | 4 | 0 | 4 | 0 | 0 | 0 | 24 |
| West | 2 | 0 | 2 | 0 | 0 | 0 | 14 |
| Favre | 2 | 2 | 0 | 0 | 0 | 0 | 12 |
| Brunell | 1 | 1 | 0 | 0 | 0 | 0 | 6 |
| Paup | 1 | 0 | 0 | 1 | 0 | 0 | 6 |
| Packers | 47 | 11 | 33 | 3 | 41/43 | 19/26 | 0 382 |
| Opponents | 32 | 9 | 20 | 3 | 24/24 | 21/25 | 1 287 |

2-Pt. Conversions: West, Packers 1-4, Opponents 3-8

Field Goals 1-19 20-29 30-39 40-49 50+

Jacke..... 1/1 11/11 4/6 2/5 1/3

Packers... 1/1 11/11 4/6 2/5 1/3

Opponents... 0/0 11/12 7/8 2/3 1/2

Jacke: (25G,39G,49G)(46N)(121G,20G,22G)(27G)(25G,49N)(50G)(30B)(30G)(51N,46G)(J)(28G)(42N,24G)(39G,24G,20G,29G)(51N,37N)(38G,18G)

Opponents: (28G)(48G)(26G,26G)(24G)(48N,32N,33G)(37G)(29G,27G)(J)(51N)(20G)(38G,51G,25N)(41G,37G,35G)(27G,34G)(25G)(20G)(38G,27G)

| Interceptions | No | Yds | Avg | Long | TD |
|---------------|----|-----|------|------|----|
| Buckley | 5 | 38 | 7.6 | 26 | 0 |
| Butler | 3 | 68 | 22.7 | 51 | 0 |
| Paup | 3 | 47 | 15.7 | 30 | 1 |
| Teague | 3 | 33 | 11.0 | 16 | 0 |
| Willis | 2 | 20 | 10.0 | 17 | 0 |
| *McGill | 2 | 16 | 8.0 | 16 | 0 |
| Strickland | 1 | 7 | 7.0 | 7 | 0 |
| K.Johnson | 1 | 3 | 3.0 | 3 | 0 |
| Evans | 1 | 0 | 0.0 | 0 | 0 |
| Packers | 21 | 232 | 11.0 | 51 | 1 |
| Opponents | 14 | 193 | 13.8 | 36 | 0 |

| Punting | No | Yds | Avg | TB | In | LG | B |
|-----------|----|------|------|----|----|----|---|
| Hentrich | 81 | 3351 | 41.4 | 10 | 24 | 70 | 0 |
| Packers | 81 | 3351 | 41.4 | 10 | 24 | 70 | 0 |
| Opponents | 88 | 3491 | 39.7 | 5 | 21 | 60 | 0 |

| Punt Returns | Ret | FC | Yds | Avg | Long | TD |
|--------------|-----|----|-----|-----|------|----|
| Brooks | 40 | 13 | 352 | 8.8 | 85T | 1 |
| Prior | 8 | 4 | 62 | 7.8 | 16 | 0 |
| Jordan | 1 | 1 | 0 | 0.0 | 0 | 0 |
| Packers | 49 | 18 | 414 | 8.4 | 85T | 1 |
| Opponents | 36 | 10 | 272 | 7.6 | 25 | 0 |

| Kickoff Returns | No | Yds | Avg | Long | TD |
|-----------------|----|------|------|------|----|
| Harris | 29 | 618 | 21.3 | 59 | 0 |
| Brooks | 9 | 260 | 28.9 | 96T | 0 |
| Jordan | 5 | 115 | 23.0 | 33 | 1 |
| Jurkovic | 4 | 57 | 14.3 | 16 | 0 |
| Thompson | 4 | 67 | 16.8 | 19 | 0 |
| *Levens | 2 | 31 | 15.5 | 16 | 0 |
| M.Wilson | 2 | 14 | 7.0 | 14 | 0 |
| Davey | 1 | 6 | 6.0 | 6 | 0 |
| Packers | 56 | 1168 | 20.9 | 96T | 1 |
| Opponents | 75 | 1380 | 18.4 | 91T | 1 |

COMMUNITY
 ADMIN. & COACHES
 VETERANS
 DRAFT & FREE AGENTS
 2016 REVIEW
 1994

LAMBEAU FIELD

MISC.

13-3-0, .813, FIRST, NFC CENTRAL 1996

| Head Coach: | Mike Holmgren | GB | Opp | Attend | Site | Starting QB | Temp | |
|-------------|------------------------|----|-----|--------|--------|-------------|---------|------|
| S 1 | @ Tampa Bay Buccaneers | W | 34 | 3 | 54,102 | HS | B.Favre | 86 |
| S 9 | Philadelphia Eagles | W | 39 | 13 | 60,666 | LF | B.Favre | 65 |
| S 15 | San Diego Chargers | W | 42 | 10 | 60,584 | LF | B.Favre | 65 |
| S 22 | @ Minnesota Vikings | L | 21 | 30 | 64,168 | MD | B.Favre | dome |
| S 29 | @ Seattle Seahawks | W | 31 | 10 | 59,973 | KD | B.Favre | dome |
| O 6 | @ Chicago Bears | W | 37 | 6 | 65,480 | SF | B.Favre | 68 |
| O 14 | San Francisco 49ers | +W | 23 | 20 | 60,716 | LF | B.Favre | 44 |
| O 27 | Tampa Bay Buccaneers | W | 13 | 7 | 60,627 | LF | B.Favre | 56 |
| N 3 | Detroit Lions | W | 28 | 18 | 60,695 | LF | B.Favre | 43 |
| N 10 | @ Kansas City Chiefs | L | 20 | 27 | 79,281 | ArS | B.Favre | 30 |
| N 18 | @ Dallas Cowboys | L | 6 | 21 | 65,032 | TxS | B.Favre | 55 |
| N 24 | @ St. Louis Rams | W | 24 | 9 | 61,499 | TWD | B.Favre | dome |
| D 1 | Chicago Bears | W | 28 | 17 | 59,682 | LF | B.Favre | 29 |
| D 8 | Denver Broncos | W | 41 | 6 | 60,712 | LF | B.Favre | 31 |
| D 15 | @ Detroit Lions | W | 31 | 3 | 73,214 | PSD | B.Favre | dome |
| D 22 | Minnesota Vikings | W | 38 | 10 | 59,306 | LF | B.Favre | 31 |

456 210 1,005,737

Home: 8-0 (482,988) Away: 5-3 (522,749) + — overtime

NFC Divisional Playoff

| | | | | | | | | |
|-----|---------------------|---|----|----|--------|----|---------|----|
| J 4 | San Francisco 49ers | W | 35 | 14 | 60,787 | LF | B.Favre | 34 |
|-----|---------------------|---|----|----|--------|----|---------|----|

NFC Championship

| | | | | | | | | |
|------|-------------------|---|----|----|--------|----|---------|---|
| J 12 | Carolina Panthers | W | 30 | 13 | 60,216 | LF | B.Favre | 3 |
|------|-------------------|---|----|----|--------|----|---------|---|

Super Bowl XXXI

| | | | | | | | | |
|------|-------------------------------|---|----|----|--------|-----|---------|------|
| J 26 | New England Patriots (@ N.O.) | W | 35 | 21 | 72,301 | LSD | B.Favre | dome |
|------|-------------------------------|---|----|----|--------|-----|---------|------|

| | GB | Opp | Rushing | No | Yds | Avg | Long | TD |
|--------------------------|--------|--------|------------------|------------|-------------|------------|-----------|----------|
| Total First Downs | 338 | 248 | Bennett | 222 | 899 | 4.0 | 23 | 2 |
| Rushing | 118 | 74 | Levens | 121 | 566 | 4.7 | 24 | 5 |
| Passing | 197 | 151 | Favre | 49 | 136 | 2.8 | 23 | 2 |
| Penalty | 23 | 23 | Henderson | 39 | 130 | 3.3 | 14 | 0 |
| Third Downs | 97/219 | 74/226 | Jervey | 26 | 106 | 4.1 | 12 | 0 |
| Efficiency | 44.3 | 32.7 | R.Brooks | 4 | 2 | 0.5 | 6 | 0 |
| Fourth Downs | 5/11 | 14/22 | McMahon | 4 | -1 | -0.3 | 2 | 0 |
| Efficiency | 45.5 | 63.6 | Packers | 465 | 1838 | 4.0 | 24 | 7 |
| Possession Avg. | 31:53 | 28:07 | Opponents | 400 | 1416 | 3.5 | 37 | 9 |

| | GB | Opp | Total Net Yards | Avg. Per Game | Total Plays | Avg. Per Play | | | |
|--------------------------|-------|-------|--------------------------|---------------|-------------|---------------|----|----|-----|
| Total Net Yards | 5535 | 4156 | 259.8 | 345.9 | 1053 | 981 | | | |
| Avg. Per Game | 345.9 | 259.8 | 5.3 | 4.2 | 5.3 | 4.2 | | | |
| Total Plays | 1053 | 981 | Net Yards Rushing | 1838 | 1416 | 88.5 | | | |
| Avg. Per Play | 5.3 | 4.2 | Avg. Per Game | 114.9 | 88.5 | 465 | | | |
| Net Yards Rushing | 1838 | 1416 | Total Rushes | 465 | 400 | 2740 | | | |
| Avg. Per Game | 114.9 | 88.5 | Net Yards Passing | 3697 | 2740 | 171.3 | | | |
| Total Rushes | 465 | 400 | Avg. Per Game | 231.1 | 171.3 | 37/202 | | | |
| Net Yards Passing | 3697 | 2740 | Sacked/Yards Lost | 40/241 | 37/202 | 2942 | | | |
| Avg. Per Game | 231.1 | 171.3 | Gross Yards | 3938 | 2942 | 544/283 | | | |
| Total Plays | 1053 | 981 | Att./Completions | 548/328 | 544/283 | 59.9 | | | |
| Avg. Per Play | 5.3 | 4.2 | Completion Pct. | 59.9 | 52.0 | 13 | | | |
| Net Yards Rushing | 1838 | 1416 | Had Intercepted | 13 | 26 | 90/43.1 | | | |
| Avg. Per Game | 114.9 | 88.5 | Punts/Average | 68/42.4 | 90/43.1 | 90/32.5 | | | |
| Total Rushes | 465 | 400 | Net Punting Avg. | 68/36.3 | 90/32.5 | 107/797 | | | |
| Net Yards Passing | 3697 | 2740 | Punt Returns | 92/714 | 107/797 | 25/13 | | | |
| Avg. Per Game | 231.1 | 171.3 | Fumbles/Ball Lost | 33/11 | 25/13 | 19 | | | |
| Total Plays | 1053 | 981 | Touchdowns | 56 | 19 | 7 | | | |
| Avg. Per Play | 5.3 | 4.2 | Rushing | 9 | 7 | 12 | | | |
| Net Yards Rushing | 1838 | 1416 | Passing | 39 | 12 | 0 | | | |
| Avg. Per Game | 114.9 | 88.5 | Returns | 8 | 0 | 0 | | | |
| Total Rushes | 465 | 400 | By Quarter | Q1 | Q2 | Q3 | Q4 | OT | Pts |

| | GB | Opp | Receiving | No | Yds | Avg | Long | TD |
|--------------------------|--------|--------|------------------|--|-------------|-------------|------------|-----------|
| Total First Downs | 338 | 248 | Freeman | 56 | 933 | 16.7 | 51t | 9 |
| Rushing | 118 | 74 | Jackson | 40 | 505 | 12.6 | 51t | 10 |
| Passing | 197 | 151 | Beebe | 39 | 699 | 17.9 | 80t | 4 |
| Penalty | 23 | 23 | Levens | 31 | 226 | 7.3 | 49 | 5 |
| Third Downs | 97/219 | 74/226 | Bennett | 31 | 176 | 5.7 | 25t | 1 |
| Efficiency | 44.3 | 32.7 | Chmura | 28 | 370 | 13.2 | 29 | 0 |
| Fourth Downs | 5/11 | 14/22 | Henderson | 27 | 203 | 7.5 | 27 | 1 |
| Efficiency | 45.5 | 63.6 | R.Brooks | 23 | 344 | 15.0 | 38 | 4 |
| Possession Avg. | 31:53 | 28:07 | Mickens | 18 | 161 | 8.9 | 19 | 2 |
| Total Net Yards | 5535 | 4156 | Rison | 13 | 135 | 10.4 | 22t | 1 |
| Avg. Per Game | 345.9 | 259.8 | Howard | 13 | 95 | 7.3 | 12 | 0 |
| Total Plays | 1053 | 981 | *Mayes | 6 | 46 | 7.7 | 12 | 2 |
| Avg. Per Play | 5.3 | 4.2 | Thomason | 3 | 45 | 15.0 | 24 | 0 |
| Net Yards Rushing | 1838 | 1416 | Packers | 328 | 3938 | 12.0 | 80t | 39 |
| Avg. Per Game | 114.9 | 88.5 | Opponents | 283 | 2942 | 10.4 | 69 | 12 |
| Total Rushes | 465 | 400 | Sacks: | White 8.5, Butler 6.5, S.Dotson 5.5, S.Jones 5.0, Evans 3.0, Wilkins 3.0, Simmons 2.5, Gi.Brown 1.0, *McKenzie 1.0, Clavelle 0.5, B.Williams 0.5, Packers 37.0, Opponents 40.0 | | | | |

| | GB | Opp | Interceptions | No | Yds | Avg | Long | TD | | |
|--------------------------|--------|--------|------------------------|-----------|-------------|-------------|-------------|------------|-----------|----------|
| Total First Downs | 338 | 248 | E.Robinson | 6 | 107 | 17.8 | 39 | 0 | | |
| Rushing | 118 | 74 | Butler | 5 | 149 | 29.8 | 90t | 1 | | |
| Passing | 197 | 151 | Evans | 5 | 102 | 20.4 | 63 | 1 | | |
| Penalty | 23 | 23 | Koonce | 3 | 84 | 28.0 | 75t | 1 | | |
| Third Downs | 97/219 | 74/226 | Newsome | 2 | 22 | 11.0 | 20 | 0 | | |
| Efficiency | 44.3 | 32.7 | White | 1 | 46 | 46.0 | 46 | 0 | | |
| Fourth Downs | 5/11 | 14/22 | Prior | 1 | 7 | 7.0 | 7 | 0 | | |
| Efficiency | 45.5 | 63.6 | Dowden | 1 | 5 | 5.0 | 5 | 0 | | |
| Possession Avg. | 31:53 | 28:07 | Hollingquest | 1 | 2 | 2.0 | 2 | 0 | | |
| Total Net Yards | 5535 | 4156 | Simmons | 1 | 0 | 0.0 | 0 | 0 | | |
| Avg. Per Game | 345.9 | 259.8 | Packers | 26 | 524 | 20.2 | 90t | 3 | | |
| Total Plays | 1053 | 981 | Opponents | 13 | 98 | 7.5 | 41 | 0 | | |
| Avg. Per Play | 5.3 | 4.2 | Punting | No | Yds | Avg | TB | In | Lg | B |
| Net Yards Rushing | 1838 | 1416 | Hentrich | 68 | 2886 | 42.4 | 9 | 28 | 65 | 0 |
| Avg. Per Game | 114.9 | 88.5 | Packers | 68 | 2886 | 42.4 | 9 | 28 | 65 | 0 |
| Total Rushes | 465 | 400 | Opponents | 30 | 376 | 12.5 | 4 | 15 | 63 | 1 |
| Net Yards Passing | 3697 | 2740 | Punt Returns | Ret | FC | Yds | Avg | Long | TD | |
| Avg. Per Game | 231.1 | 171.3 | Howard | 58 | 16 | 875 | 15.1 | 92t | 3 | |
| Total Plays | 1053 | 981 | Prior | 0 | 1 | 0 | 0.0 | 0 | 0 | |
| Avg. Per Play | 5.3 | 4.2 | Packers | 58 | 17 | 875 | 15.1 | 92t | 3 | |
| Net Yards Rushing | 1838 | 1416 | Opponents | 29 | 15 | 237 | 8.2 | 26 | 0 | |
| Avg. Per Game | 114.9 | 88.5 | Kickoff Returns | No | Yds | Avg | Long | TD | | |
| Total Rushes | 465 | 400 | Howard | 22 | 460 | 20.9 | 40 | 0 | | |

| | GB | Opp | Primary Starters |
|----|-------------|------|------------------|
| WR | A.Freeman | LE | R.White |
| LT | *J.Michels | NT | Gi.Brown |
| | Ga.Brown | DT | S.Dotson |
| LG | A.Taylor | RE | S.Jones |
| C | F.Winters | LOLB | W.Simmons |
| RG | A.Timmerman | MLB | G.Koonce |
| TE | E.Dotson | ROLB | B.Williams |
| | M.Chmura | LCB | C.Newsome |
| | K.Jackson | RCB | D.Evans |
| WR | R.Brooks | SS | L.Butler |
| | D.Beebe | FS | E.Robinson |
| QB | B.Favre | | |
| RB | E.Bennett | | |
| FB | W.Henderson | | |

| | GB | Opp | Passing | Att | Cmp | Yds | Cmp% | Yds/Att | TD | TD% | Int | Int% | LG | Sck | Yds | Rtg |
|--------------------------|--------|--------|------------------|------------|------------|-------------|-------------|-------------|-----------|------------|-----------|------------|------------|---------------|-------------|-----|
| Total First Downs | 338 | 248 | Favre | 543 | 325 | 3899 | 59.9 | 7.18 | 39 | 7.2 | 13 | 2.4 | 80t | 40/241 | 95.8 | |
| Rushing | 118 | 74 | McMahon | 4 | 3 | 39 | 75.0 | 9.75 | 0 | 0.0 | 0 | 0.0 | 24 | 0/0 | 105.2 | |
| Passing | 197 | 151 | Hentrich | 1 | 0 | 0 | 0.0 | 0.00 | 0 | 0.0 | 0 | 0.0 | 0 | 0/0 | 39.6 | |
| Penalty | 23 | 23 | Packers | 548 | 328 | 3938 | 59.9 | 7.19 | 39 | 7.1 | 13 | 2.4 | 80t | 40/241 | 95.8 | |
| Third Downs | 97/219 | 74/226 | Opponents | 544 | 283 | 2942 | 52.0 | 5.41 | 12 | 2.2 | 26 | 4.8 | 69 | 37/202 | 55.4 | |
| Efficiency | 44.3 | 32.7 | | | | | | | | | | | | | | |

| Scoring | TD | Ru | Pa | Pt | PAT | FG | S | PTS |
|-----------|----|----|----|----|-------|-------|---|-----|
| Jacke | 0 | 0 | 0 | 0 | 51/53 | 21/27 | 0 | 114 |
| Jackson | 10 | 0 | 10 | 0 | 0 | 0 | 0 | 66 |
| Levens | 10 | 5 | 5 | 0 | 0 | 0 | 0 | 60 |
| Freeman | 9 | 0 | 9 | 0 | 0 | 0 | 0 | 54 |
| Beebe | 6 | 0 | 4 | 2 | 0 | 0 | 0 | 36 |
| R.Brooks | 4 | 0 | 4 | 0 | 0 | 0 | 0 | 24 |
| Bennett | 3 | 2 | 1 | 0 | 0 | 0 | 0 | 22 |
| Howard | 3 | 0 | 0 | 3 | 0 | 0 | 0 | 18 |
| Favre | 2 | 2 | 0 | 0 | 0 | 0 | 0 | 12 |
| *Mayes | 2 | 0 | 2 | 0 | 0 | 0 | 0 | 12 |
| Mickens | 2 | 0 | 2 | 0 | 0 | 0 | 0 | 12 |
| Butler | 1 | 0 | 0 | 1 | 0 | 0 | 0 | 6 |
| Evans | 1 | 0 | 0 | 1 | 0 | 0 | 0 | 6 |
| Henderson | 1 | 0 | 0 | 1 | 0 | 0 | 0 | 6 |
| Koonce | 1 | 0 | 0 | 1 | 0 | 0 | 0 | 6 |
| Rison | 1 | 0 | 0 | 1 | 0 | 0 | 0 | 6 |

Packers 56 9 39 8 51/53 21/27 1 456
Opponents 19 7 12 0 17/17 25/27 1 210
2-Pt. Conversions: Bennett 2, Packers 2-3, Opponents 1-2

| Field Goals | 1-19 | 20-29 | 30-39 | 40-49 | 50+ | | | |
|-------------------|---------------|---------------|------------------|--------------|------------|-------------------|-------|-------|
| Jacke | 0/0 | 0/0 | 6/6 | 9/11 | 5/9 | 1/1 | | |
| Packers | 0/0 | 6/6 | 9/11 | 5/9 | 1/1 | | | |
| Opponents | 0/0 | 4/5 | 9/9 | 12/13 | 0/0 | | | |
| Jacke: | (23G,40G,46N) | (29G,44G,38G) | (48N) | (36G,38N) | (32G) | (30G,25G,35G,31G) | | |
| Opponents: | (48G) | (44G) | (40G,41G) | (48G,28G) | (27N) | (48G) | | |
| | (26G,22G) | (45G,37G) | 42G,45G,35G,39G, | 28G) | (34G) | (40G,39G) | (39G) | (34G) |

| Interceptions | No | Yds | Avg | Long | TD |
|---------------|----|-----|------|------|----|
| E.Robinson | 6 | 107 | 17.8 | 39 | 0 |
| Butler | 5 | 149 | 29.8 | | |

1997 13-3-0, .813, FIRST, NFC CENTRAL

| Head Coach: | Mike Holmgren | GB | Opp | Attend | Site | Starting QB | Temp |
|-------------|-----------------------------|-----|-----|--------|-----------|-------------|--------------|
| S 1 | Chicago Bears..... | W | 38 | 24 | 60,766 | LF | B.Favre 73 |
| S 7 | @ Philadelphia Eagles..... | L | 9 | 10 | 66,803 | VS | B.Favre 78 |
| S 14 | Miami Dolphins..... | W | 23 | 18 | 60,075 | LF | B.Favre 70 |
| S 21 | Minnesota Vikings..... | W | 38 | 32 | 60,115 | LF | B.Favre 59 |
| S 28 | @ Detroit Lions..... | L | 15 | 26 | 78,110 | PSD | B.Favre dome |
| O 5 | Tampa Bay Buccaneers..... | W | 21 | 16 | 60,100 | LF | B.Favre 75 |
| O 12 | @ Chicago Bears..... | W | 24 | 23 | 62,212 | SF | B.Favre 73 |
| O 27 | @ New England Patriots..... | W | 28 | 10 | 59,972 | SF | B.Favre 52 |
| N 2 | Detroit Lions..... | W | 20 | 10 | 60,126 | LF | B.Favre 35 |
| N 9 | St. Louis Rams..... | W | 17 | 7 | 60,093 | LF | B.Favre 42 |
| N 16 | @ Indianapolis Colts..... | L | 38 | 41 | 60,928 | RCA | B.Favre dome |
| N 23 | Dallas Cowboys..... | W | 45 | 17 | 60,111 | LF | B.Favre 22 |
| D 1 | @ Minnesota Vikings..... | W | 27 | 11 | 64,001 | MD | B.Favre dome |
| D 7 | @ Tampa Bay Buccaneers..... | W | 17 | 6 | 73,523 | HS | B.Favre 56 |
| D 14 | @ Carolina Panthers..... | W | 31 | 10 | 70,887 | ES | B.Favre 40 |
| D 20 | Buffalo Bills..... | W | 31 | 21 | 60,108 | LF | B.Favre 31 |
| | | 422 | | 282 | 1,017,930 | | |

Home: 8-0 (481,494) **Away:** 5-3 (536,436)

NFC Divisional Playoff
 J 4 Tampa Bay Buccaneers..... W 21 7 60,327 LF B.Favre 28

NFC Championship
 J 11 @ San Francisco 49ers..... W 23 10 68,987 CP B.Favre 56

Super Bowl XXXII
 J 25 Denver Broncos (@ San Diego)..... L 24 31 68,912 QS B.Favre 67

| | GB | Opp | Rushing | No | Yds | Avg | Long | TD |
|--------------------------------|---------|---------|------------------------|------------|-------------|------------|------------|-----------|
| Total First Downs | 325 | 288 | Levens..... | 329 | 1435 | 4.4 | 52t | 7 |
| Rushing..... | 103 | 105 | Favre..... | 58 | 187 | 3.2 | 16 | 1 |
| Passing..... | 191 | 156 | Hayden..... | 32 | 148 | 4.6 | 21 | 1 |
| Penalty..... | 31 | 27 | Henderson..... | 31 | 113 | 3.6 | 15 | 0 |
| Third Downs | 80/202 | 77/232 | R.Brooks..... | 2 | 19 | 9.5 | 15 | 0 |
| Efficiency..... | 39.6 | 33.2 | Freeman..... | 1 | 14 | 14.0 | 14 | 0 |
| Fourth Downs | 5/5 | 12/24 | Bono..... | 3 | -3 | -1.0 | -1 | 0 |
| Efficiency..... | 100.0 | 50.0 | Pederson..... | 3 | -4 | -1.3 | -1 | 0 |
| Possession Avg. | 30:05 | 29:55 | Packers | 459 | 1909 | 4.2 | 52t | 9 |
| Total Net Yards | 5614 | 4827 | Opponents | 443 | 1876 | 4.2 | 68t | 16 |
| Avg. Per Game..... | 350.9 | 301.7 | | | | | | |
| Total Plays..... | 1008 | 1047 | | | | | | |
| Avg. Per Play..... | 5.6 | 4.6 | | | | | | |
| Net Yards Rushing | 1909 | 1876 | | | | | | |
| Avg. Per Game..... | 119.3 | 117.3 | | | | | | |
| Total Rushes..... | 459 | 443 | | | | | | |
| Net Yards Passing | 3705 | 2951 | | | | | | |
| Avg. Per Game..... | 231.6 | 184.4 | | | | | | |
| Sacked/Yards Lost..... | 26/191 | 41/274 | | | | | | |
| Gross Yards..... | 3896 | 3225 | | | | | | |
| Att./Completions..... | 523/309 | 563/288 | | | | | | |
| Completion Pct..... | 59.1 | 51.2 | | | | | | |
| Had Intercepted..... | 16 | 21 | | | | | | |
| Punts/Average | 75/45.0 | 90/42.5 | | | | | | |
| Net Punting Avg..... | 75/36.0 | 90/36.6 | | | | | | |
| Penalties/Yards | 93/718 | 114/945 | | | | | | |
| Fumbles/Ball Lost | 24/16 | 25/11 | | | | | | |
| Touchdowns | 50 | 30 | | | | | | |
| Rushing..... | 9 | 16 | | | | | | |
| Passing..... | 35 | 10 | | | | | | |
| Returns..... | 6 | 4 | | | | | | |

| By Quarter | Q1 | Q2 | Q3 | Q4 | OT | Pts |
|------------|----|-----|----|-----|----|-----|
| Packers | 82 | 151 | 87 | 102 | 0 | 422 |
| Opponents | 48 | 78 | 56 | 100 | 0 | 282 |

| | W | L | T | Pct | Pts | OP |
|--------------------------|-----------|----------|----------|-------------|------------|------------|
| NFC Central | 13 | 3 | 0 | .813 | 422 | 282 |
| Tampa Bay..... | 10 | 6 | 0 | .625 | 299 | 263 |
| Detroit..... | 9 | 7 | 0 | .563 | 379 | 306 |
| Minnesota..... | 9 | 7 | 0 | .563 | 354 | 359 |
| Chicago..... | 4 | 12 | 0 | .250 | 263 | 421 |

| | No | Yds | Avg | Long | TD |
|------------------------|------------|-------------|-------------|------------|-----------|
| Receiving | 81 | 1243 | 15.3 | 58t | 12 |
| Freeman..... | 60 | 1010 | 16.8 | 48 | 7 |
| R.Brooks..... | 53 | 370 | 7.0 | 56 | 5 |
| Levens..... | 41 | 367 | 9.0 | 25 | 1 |
| Henderson..... | 38 | 417 | 11.0 | 32t | 6 |
| Chmura..... | 18 | 290 | 16.1 | 74 | 0 |
| Mayes..... | 9 | 115 | 12.8 | 27 | 1 |
| Thomason..... | 2 | 28 | 14.0 | 23 | 0 |
| Beebe..... | 2 | 28 | 14.0 | 26 | 1 |
| T.Davis..... | 2 | 15 | 7.5 | 8 | 1 |
| Schroeder..... | 2 | 11 | 5.5 | 7 | 0 |
| Hayden..... | 1 | 2 | 2.0 | 2t | 1 |
| Mickens..... | 309 | 3896 | 12.6 | 74 | 35 |
| Packers | 288 | 3225 | 11.2 | 62 | 10 |
| Opponents | 325 | 4827 | 14.8 | 68t | 16 |

Sacks: White 11.0, S.Dotson 5.5, Wilkins 5.5, Brown 3.0, Butler 3.0, Joyner 3.0, Robinson 2.5, McKenzie 1.5, Evans 1.0, Harris 1.0, *Smith 1.0, B.Williams 1.0, Packers 41.0, Opponents 26.0

| | Yds | Avg | Long | TD |
|------------------------|-------------|-------------|-------------|-------------|
| Passing | 3896 | 12.6 | 74 | 35 |
| Favre..... | 513 | 304 | 3867 | 59.3 |
| Bono..... | 5 | 29 | 50.0 | 2.90 |
| Packers | 523 | 309 | 3896 | 59.1 |
| Opponents | 563 | 288 | 3225 | 51.2 |

| Scoring | TD | Ru | Pa | Rt | PAT | FG | S | Pts |
|------------------------|-----------|-----------|-----------|----------|--------------|--------------|----------|------------|
| *Longwell..... | 0 | 0 | 0 | 0 | 48/48 | 24/30 | 0 | 120 |
| Levens..... | 12 | 7 | 5 | 0 | | | | 74 |
| Freeman..... | 12 | 0 | 12 | 0 | | | | 72 |
| R.Brooks..... | 7 | 0 | 7 | 0 | | | | 42 |
| Chmura..... | 6 | 0 | 6 | 0 | | | | 36 |
| *Sharper..... | 3 | 0 | 3 | 0 | | | | 18 |
| T.Davis..... | 2 | 0 | 2 | 1 | | | | 12 |
| Wilkins..... | 2 | 0 | 2 | 0 | | | | 12 |
| Favre..... | 1 | 1 | 0 | 0 | | | | 6 |
| Hayden..... | 1 | 1 | 0 | 0 | | | | 6 |
| Henderson..... | 1 | 0 | 1 | 0 | | | | 6 |
| Mickens..... | 1 | 0 | 1 | 0 | | | | 6 |
| Schroeder..... | 1 | 0 | 1 | 0 | | | | 6 |
| Thomason..... | 1 | 0 | 1 | 0 | | | | 6 |
| Packers | 50 | 9 | 35 | 6 | 48/48 | 24/30 | 0 | 422 |
| Opponents | 30 | 16 | 10 | 4 | 18/18 | 24/30 | 0 | 282 |

2-Pt. Conversions: Levens, Packers 1-2, Opponents 6-12

Field Goals 1-19 20-29 30-39 40-49 50+:
 *Longwell..... 4/4 7/8 10/13 2/4 1/1
 Packers..... 4/4 7/8 10/13 2/4 1/1
 Opponents..... 0/0 7/8 8/10 8/11 1/1
 Longwell: (38G,36G,29G)(22G,18G,27G,28N)(26G,24G,39G)(34G)(36G,19G,50G)(47B)(37G)(23G,44G)(44G)(18G)(34N,32G)(30G,35N,19G)(31B,27G)(31G)(45N,35G)
 Opponents: (42G)(48N,32G)(24G,31G,22G,34G)(22N,31G)(53G,44G,22G,39G)(23G)(41G)(38G)(34G)(37B,36N)(42G,42N,41G,35G,20G)(29G)(42G,44N)(24G,48G)(43G)()

| Interceptions | No | Yds | Avg | Long | TD |
|------------------------|-----------|------------|-------------|------------|----------|
| Butler..... | 5 | 4 | 0.8 | 2 | 0 |
| Prior..... | 4 | 72 | 18.0 | 49 | 0 |
| Evans..... | 3 | 33 | 11.0 | 27 | 0 |
| *Sharper..... | 2 | 70 | 35.0 | 50t | 2 |
| B.Williams..... | 2 | 30 | 15.0 | 25 | 0 |
| Wilkins..... | 1 | 77 | 77.0 | 77t | 1 |
| Robinson..... | 1 | 26 | 26.0 | 26 | 0 |
| Mullen..... | 1 | 17 | 17.0 | 17 | 0 |
| Harris..... | 1 | 0 | 0.0 | 0 | 0 |
| T.Williams..... | 1 | 0 | 0.0 | 0 | 0 |
| Packers | 21 | 329 | 15.7 | 77t | 3 |
| Opponents | 16 | 305 | 19.1 | 52t | 3 |

| Punting | No | Yds | Avg | TD | In | Lg | B |
|------------------------|-----------|-------------|-------------|-----------|-----------|-----------|----------|
| Hendrich..... | 75 | 3378 | 45.0 | 21 | 26 | 65 | 0 |
| Packers | 75 | 3378 | 45.0 | 21 | 26 | 65 | 0 |
| Opponents | 90 | 3828 | 42.5 | 1 | 29 | 59 | 1 |

| Punt Returns | Ret | FC | Yds | Avg | Long | TD |
|------------------------|-----------|-----------|------------|------------|-----------|----------|
| Schroeder..... | 33 | 8 | 342 | 10.4 | 46 | 0 |
| Mayes..... | 14 | 3 | 141 | 10.1 | 26 | 0 |
| *Sharper..... | 7 | 3 | 32 | 4.6 | 23 | 0 |
| Preston..... | 1 | 0 | 0 | 0.0 | 0 | 0 |
| Prior..... | 1 | 3 | 0 | 0.0 | 0 | 0 |
| Packers | 56 | 17 | 515 | 9.2 | 46 | 0 |
| Opponents | 32 | 15 | 255 | 8.0 | 38 | 0 |

| Kickoff Returns | No | Yds | Avg | Long | TD |
|------------------------|-----------|-------------|-------------|-----------|----------|
| Schroeder..... | 24 | 562 | 23.4 | 40 | 0 |
| Preston..... | 7 | 211 | 30.1 | 43 | 0 |
| Beebe..... | 6 | 134 | 22.3 | 39 | 0 |
| Hayden..... | 6 | 141 | 23.5 | 35 | 0 |
| Darkins..... | 4 | 68 | 17.0 | 20 | 0 |
| Mickens..... | 1 | 0 | 0.0 | 0 | 0 |
| *Sharper..... | 1 | 3 | 3.0 | 3 | 0 |
| Packers | 49 | 1119 | 22.8 | 43 | 0 |
| Opponents | 78 | 1599 | 20.5 | 49 | 0 |

Primary Starters

| | | | |
|----|-------------|------|------------|
| WR | A.Freeman | LE | R.White |
| LT | *R.Verba | NT | G.Brown |
| LG | A.Taylor | DT | S.Dotson |
| C | F.Winters | RE | G.Wilkins |
| RG | A.Timmerman | LOLB | S.Joyner |
| RT | E.Dotson | MLB | B.Harris |
| TE | M.Chmura | ROLB | B.Williams |
| WR | R.Brooks | LCB | T.Williams |
| QB | B.Favre | RCB | D.Evans |
| RB | D.Levens | SS | L.Butler |
| FB | W.Henderson | FS | E.Robinson |

COMMUNITY
 ADMIN. & COACHES
 VETERANS
 DRAFT & FREE AGENTS
 2016 REVIEW
 1997
 LAMBDA FIELD
 MISC.

| Head Coach: | Mike Holmgren | GB | Opp | Attend | Site | Starting QB | Temp | |
|-------------|------------------------|----|-----|--------|--------|-------------|---------|------|
| S 6 | Detroit Lions | W | 38 | 19 | 60,102 | LF | B.Favre | 81 |
| S 13 | Tampa Bay Buccaneers | W | 23 | 15 | 60,124 | LF | B.Favre | 75 |
| S 20 | @ Cincinnati Bengals | W | 13 | 6 | 56,346 | CF | B.Favre | 81 |
| S 27 | @ Carolina Panthers | W | 37 | 30 | 69,723 | ES | B.Favre | 83 |
| O 5 | Minnesota Vikings | L | 24 | 37 | 59,849 | LF | B.Favre | 58 |
| O 15 | @ Detroit Lions | L | 20 | 27 | 77,932 | PSD | B.Favre | dome |
| O 25 | Baltimore Ravens | W | 28 | 10 | 59,860 | LF | B.Favre | 56 |
| N 1 | San Francisco 49ers | W | 36 | 22 | 59,794 | LF | B.Favre | 50 |
| N 9 | @ Pittsburgh Steelers | L | 20 | 27 | 60,507 | TRS | B.Favre | 50 |
| N 15 | @ New York Giants | W | 37 | 3 | 76,272 | GS | B.Favre | 59 |
| N 22 | @ Minnesota Vikings | L | 14 | 28 | 64,471 | MD | B.Favre | dome |
| N 29 | Philadelphia Eagles | W | 24 | 16 | 59,862 | LF | B.Favre | 60 |
| D 7 | @ Tampa Bay Buccaneers | L | 22 | 24 | 65,497 | RJS | B.Favre | 72 |
| D 13 | Chicago Bears | W | 26 | 20 | 59,813 | LF | B.Favre | 42 |
| D 20 | Tennessee Oilers | W | 30 | 22 | 59,888 | LF | B.Favre | 29 |
| D 27 | @ Chicago Bears | W | 16 | 13 | 58,393 | SF | B.Favre | 39 |
| | | | | 408 | 319 | 1,008,433 | | |

Home: 7-1 (479,292) Away: 4-4 (529,141)

NFC Wild Card Playoff

| | | | | | | | | |
|-----|-----------------------|---|----|----|--------|-----|---------|----|
| J 3 | @ San Francisco 49ers | L | 27 | 30 | 66,506 | 3CP | B.Favre | 61 |
|-----|-----------------------|---|----|----|--------|-----|---------|----|

| | GB | Opp | Rushing | No | Yds | Avg | Long | TD |
|--------------------------|-----------|-----------|------------------|------------|-------------|------------|------------|----------|
| Total First Downs | 329 | 246 | Holmes | 93 | 386 | 4.2 | 13 | 1 |
| Rushing | 93 | 67 | Levens | 115 | 378 | 3.3 | 50 | 1 |
| Passing | 210 | 166 | Jervey | 83 | 325 | 3.9 | 16 | 1 |
| Penalty | 26 | 13 | R.Harris | 79 | 228 | 2.9 | 14 | 1 |
| Third Downs | 99/128 | 92/233 | Favre | 40 | 133 | 3.3 | 35 | 1 |
| Efficiency | 45.4 | 39.5 | Henderson | 23 | 70 | 3.0 | 9 | 2 |
| Fourth Downs | 5/13 | 5/17 | Freeman | 3 | 5 | 1.7 | 10 | 0 |
| Efficiency | 38.5 | 29.4 | Blair | 2 | 3 | 1.5 | 2 | 0 |
| Possession Avg. | 31:37 | 28:23 | Brooks | 1 | 2 | 2.0 | 2 | 0 |
| Total Net Yards | 5636 | 4507 | Pederson | 8 | -4 | -0.5 | 1 | 0 |
| Avg. Per Game | 352.3 | 281.7 | Packers | 447 | 1526 | 3.4 | 50 | 7 |
| Total Plays | 1061 | 980 | Opponents | 390 | 1442 | 3.7 | 73t | 7 |
| Avg. Per Play | 5.3 | 4.6 | | | | | | |
| Net Yards Rushing | 1526 | 1442 | | | | | | |
| Avg. Per Game | 95.4 | 90.1 | | | | | | |
| Total Rushes | 447 | 390 | | | | | | |
| Net Yards Passing | 4110 | 3065 | | | | | | |
| Avg. Per Game | 256.9 | 191.6 | | | | | | |
| Sacked/Yards Lost | 39/230 | 50/336 | | | | | | |
| Gross Yards | 4340 | 3401 | | | | | | |
| Att./Completions | 575/361 | 540/296 | | | | | | |
| Completion Pct. | 62.8 | 54.8 | | | | | | |
| Had Intercepted | 23 | 13 | | | | | | |
| Punts/Average | 65/42.9 | 90/43.6 | | | | | | |
| Net Punting Avg. | 65/37.1 | 90/37.2 | | | | | | |
| Penalties/Yards | 88/681 | 94/828 | | | | | | |
| Fumbles/Ball Lost | 27/11 | 20/10 | | | | | | |
| Touchdowns | 46 | 36 | | | | | | |
| Rushing | 7 | 7 | | | | | | |
| Passing | 33 | 23 | | | | | | |
| Returns | 6 | 6 | | | | | | |
| By Quarter | Q1 | Q2 | Q3 | Q4 | OT | Pts | | |
| Packers | 107 | 89 | 73 | 139 | 0 | 408 | | |
| Opponents | 70 | 100 | 57 | 92 | 0 | 319 | | |

Primary Starters

| | | | |
|----|--------------|------|-------------|
| WR | A.Freeman | LE | R.White |
| LT | R.Verba | NT | G.Brown |
| LG | M.Rivera | DT | S.Dotson |
| CG | F.Winters | RE | *V.Holliday |
| R | A.Timmerman | LOLB | G.Koonce |
| RT | E.Dotson | MLB | B.Harris |
| TE | M.Chmura | ROLB | B.Williams |
| WR | R.Brooks | LCB | C.Newsome |
| QB | B.Favre | RB | T.Williams |
| RB | T.Jervey (5) | SS | L.Butler |
| | D.Levens (4) | FS | D.Sharper |
| | D.Holmes (4) | | |
| | R.Harris (3) | | |
| FB | W.Henderson | | |

| NFC Central | W | L | T | Pct | Pts | OP |
|------------------|-----------|----------|----------|-------------|------------|------------|
| Minnesota | 15 | 1 | 0 | .938 | 556 | 296 |
| Green Bay | 11 | 5 | 0 | .688 | 408 | 319 |
| Tampa Bay | 8 | 8 | 0 | .500 | 314 | 295 |
| Detroit | 5 | 11 | 0 | .313 | 306 | 378 |
| Chicago | 4 | 12 | 0 | .250 | 276 | 368 |

| Receiving | No | Yds | Avg | Long | TD |
|------------------|------------|-------------|-------------|------------|-----------|
| Freeman | 84 | 1424 | 17.0 | 84t | 14 |
| Chmura | 47 | 554 | 11.8 | 25t | 4 |
| Henderson | 37 | 241 | 6.5 | 15 | 1 |
| Schroeder | 31 | 452 | 14.6 | 46 | 1 |
| Brooks | 31 | 420 | 13.5 | 30t | 3 |
| Mays | 30 | 394 | 13.1 | 33t | 3 |
| Levens | 27 | 162 | 6.0 | 17 | 0 |
| Holmes | 19 | 179 | 9.4 | 24 | 0 |
| T.Davis | 18 | 250 | 13.9 | 60t | 7 |
| R.Harris | 10 | 68 | 6.8 | 12 | 0 |
| Thomason | 9 | 89 | 9.9 | 22 | 0 |
| Jervey | 9 | 33 | 3.7 | 11 | 0 |
| *Bradford | 3 | 27 | 9.0 | 18 | 0 |
| Preston | 2 | 23 | 11.5 | 13 | 0 |
| Blair | 2 | 13 | 6.5 | 10 | 0 |
| Copeland | 2 | 11 | 5.5 | 12 | 0 |
| Packers | 361 | 4340 | 12.0 | 84t | 33 |
| Opponents | 296 | 3401 | 11.5 | 68t | 23 |

| Interceptions | No | Yds | Avg | Long | TD |
|------------------|-----------|------------|-------------|------------|----------|
| T.Williams | 5 | 40 | 8.0 | 15 | 0 |
| Butler | 3 | 3 | 1.0 | 3 | 0 |
| McKenzie | 1 | 33 | 33.0 | 33t | 1 |
| Newsome | 1 | 26 | 26.0 | 26 | 0 |
| Terrell | 1 | 9 | 9.0 | 9 | 0 |
| Prior | 1 | 0 | 0.0 | 0 | 0 |
| R.Smith | 1 | 0 | 0.0 | 0 | 0 |
| Packers | 13 | 111 | 8.5 | 33t | 1 |
| Opponents | 23 | 312 | 13.6 | 58t | 3 |

| Punting | No | Yds | Avg | TB | In | Lg | B |
|------------------|-----------|-------------|-------------|----------|-----------|-----------|----------|
| Landeta | 65 | 2788 | 42.9 | 7 | 30 | 72 | 0 |
| Packers | 65 | 2788 | 42.9 | 7 | 30 | 72 | 0 |
| Opponents | 90 | 3920 | 43.6 | 8 | 17 | 62 | 0 |

| Punt Returns | Ret | FC | Yds | Avg | Long | TD |
|------------------|-----------|-----------|------------|------------|------------|----------|
| Preston | 44 | 17 | 398 | 9.0 | 71t | 1 |
| Schroeder | 2 | 0 | 5 | 2.5 | 3 | 0 |
| Mays | 1 | 0 | 9 | 9.0 | 9 | 0 |
| Prior | 1 | 4 | 0 | 0.0 | 0 | 0 |
| Packers | 48 | 21 | 412 | 8.6 | 71t | 1 |
| Opponents | 27 | 14 | 237 | 8.8 | 95t | 1 |

| Kickoff Returns | No | Yds | Avg | Long | TD |
|------------------|-----------|-------------|-------------|-------------|----------|
| Preston | 57 | 1497 | 26.3 | 101t | 2 |
| *Bradford | 2 | 33 | 16.5 | 24 | 0 |
| McKenzie | 1 | 17 | 17.0 | 17 | 0 |
| Packers | 60 | 1547 | 25.8 | 101t | 2 |
| Opponents | 74 | 1807 | 24.4 | 101t | 2 |

Sacks: White 16.0, *Holliday 8.0, McKenzie 8.0, Butler 4.0, Booker 3.0, S.Dotson 3.0, B.Harris 2.0, B.Williams 2.0, Koonce 1.0, Lyon 1.0, Terrell 1.0, *Waddy 1.0, Packers 50.0, Opponents 39.0

* — rookie

| Scoring | TD Ru | Pa | Rt | PAT | FG | S | PTS |
|------------------|-----------|----------|-----------|----------|--------------|--------------|--------------|
| Longwell | 0 | 0 | 0 | 0 | 41/43 | 29/33 | 0 128 |
| Freeman | 14 | 0 | 14 | 0 | 0 | 0 | 86 |
| T.Davis | 7 | 0 | 7 | 0 | 0 | 0 | 42 |
| Chmura | 4 | 0 | 4 | 0 | 0 | 0 | 24 |
| Brooks | 3 | 0 | 3 | 0 | 0 | 0 | 18 |
| Henderson | 3 | 2 | 1 | 0 | 0 | 0 | 18 |
| Mays | 3 | 0 | 3 | 0 | 0 | 0 | 18 |
| Preston | 3 | 0 | 3 | 0 | 0 | 0 | 18 |
| McKenzie | 2 | 0 | 2 | 0 | 0 | 0 | 12 |
| Butler | 1 | 0 | 1 | 0 | 0 | 0 | 6 |
| Favre | 1 | 1 | 0 | 0 | 0 | 0 | 6 |
| R.Harris | 1 | 1 | 0 | 0 | 0 | 0 | 6 |
| Holmes | 1 | 1 | 0 | 0 | 0 | 0 | 6 |
| Jervey | 1 | 1 | 0 | 0 | 0 | 0 | 6 |
| Levens | 1 | 1 | 0 | 0 | 0 | 0 | 6 |
| Schroeder | 1 | 0 | 1 | 0 | 0 | 0 | 6 |
| Packers | 46 | 7 | 33 | 6 | 41/43 | 29/33 | 1 408 |
| Opponents | 36 | 7 | 23 | 6 | 28/30 | 23/27 | 0 319 |

| Field Goals | 1-19 | 20-29 | 30-39 | 40-49 | 50+ |
|-------------------|------------|-----------------------|------------------|---------------|-------------------|
| Longwell | 1/1 | 6/6 | 13/15 | 9/10 | 0/1 |
| Packers | 1/1 | 6/6 | 13/15 | 9/10 | 0/1 |
| Opponents | 2/2 | 8/8 | 6/7 | 6/9 | 1/1 |
| Longwell: | (32G) | (38G,27G,20G) | (30G,35G) | (41G) | (40G) |
| | (42G,37G) | (39N,39G,24G,31G,48N) | (1)(33G) | (33G,36G,35G) | (35G,43G,40G,24G) |
| | (38G,40G) | (39N,18G) | | | |
| Opponents: | (47G,43G) | (1)(37G,19G) | (42G,42G,56G) | (33G,25G,19G) | (25G,36G) |
| | (38G,45N) | (20G,47N) | (45G,21G) | (24G) | (35G,29G) |
| | (34G) | (38N,46G) | (1)(29G,48N,21G) | | |

| Receiving | No | Yds | Avg | Long | TD |
|------------------|------------|-------------|-------------|------------|-----------|
| Freeman | 84 | 1424 | 17.0 | 84t | 14 |
| Chmura | 47 | 554 | 11.8 | 25t | 4 |
| Henderson | 37 | 241 | 6.5 | 15 | 1 |
| Schroeder | 31 | 452 | 14.6 | 46 | 1 |
| Brooks | 31 | 420 | 13.5 | 30t | 3 |
| Mays | 30 | 394 | 13.1 | 33t | 3 |
| Levens | 27 | 162 | 6.0 | 17 | 0 |
| Holmes | 19 | 179 | 9.4 | 24 | 0 |
| T.Davis | 18 | 250 | 13.9 | 60t | 7 |
| R.Harris | 10 | 68 | 6.8 | 12 | 0 |
| Thomason | 9 | 89 | 9.9 | 22 | 0 |
| Jervey | 9 | 33 | 3.7 | 11 | 0 |
| *Bradford | 3 | 27 | 9.0 | 18 | 0 |
| Preston | 2 | 23 | 11.5 | 13 | 0 |
| Blair | 2 | 13 | 6.5 | 10 | 0 |
| Copeland | 2 | 11 | 5.5 | 12 | 0 |
| Packers | 361 | 4340 | 12.0 | 84t | 33 |
| Opponents | 296 | 3401 | 11.5 | 68t | 23 |

| Passing | Att | Cmp | Yds | Cmp% | Yds/Att | TD | TD% | Int | Int% | LG | Sck/Yds | Rtg |
|------------------|------------|------------|-------------|-------------|-------------|-----------|------------|-----------|------------|------------|---------------|-------------|
| Favre | 551 | 347 | 4212 | 63.0 | 7.64 | 31 | 5.6 | 23 | 4.2 | 84t | 38/223 | 87.8 |
| Pederson | 24 | 14 | 128 | 58.3 | 5.33 | 2 | 8.3 | 0 | 0.0 | 29 | 1/7 | 100.7 |
| Packers | 575 | 361 | 4340 | 62.8 | 7.55 | 33 | 5.7 | 23 | 4.0 | 84t | 39/230 | 88.3 |
| Opponents | 540 | 296 | 3401 | 54.8 | 6.30 | 23 | 4.3 | 13 | 2.4 | 68t | 50/336 | 87.2 |

COMMUNITY
 ADMIN. & COACHES
 VETERANS
 DRAFT & FREE AGENTS
 2016 REVIEW
 1998
 LAMBEAU FIELD
 MISC.

1999 8-8-0, .500, FOURTH, NFC CENTRAL

| Head Coach: | | GB | Opp | Attend | Site | Starting QB | Temp | | |
|---------------------|------------------------|---------------------|-----|--------|-----------|-------------|---------|------|--|
| S 12 | Oakland Raiders | W | 28 | 24 | 59,872 | LF | B.Favre | 67 | |
| S 19 | @ Detroit Lions | L | 15 | 23 | 76,202 | PSD | B.Favre | dome | |
| S 26 | Minnesota Vikings | W | 23 | 20 | 59,868 | LF | B.Favre | 82 | |
| O 10 | Tampa Bay Buccaneers | W | 26 | 23 | 59,868 | LF | B.Favre | 58 | |
| O 17 | @ Denver Broncos | L | 10 | 31 | 73,552 | MHS | B.Favre | 45 | |
| O 24 | @ San Diego Chargers | W | 31 | 3 | 68,274 | QS | B.Favre | 78 | |
| N 1 | Seattle Seahawks | L | 7 | 27 | 59,869 | LF | B.Favre | 47 | |
| N 7 | Chicago Bears | L | 13 | 14 | 59,867 | LF | B.Favre | 51 | |
| N 14 | @ Dallas Cowboys | L | 13 | 27 | 64,634 | TxS | B.Favre | 86 | |
| N 21 | Detroit Lions | W | 26 | 17 | 59,869 | LF | B.Favre | 46 | |
| N 29 | @ San Francisco 49ers | W | 20 | 3 | 68,304 | 3CP | B.Favre | 58 | |
| D 5 | @ Chicago Bears | W | 35 | 19 | 66,944 | SF | B.Favre | 42 | |
| D 12 | Carolina Panthers | L | 31 | 33 | 59,869 | LF | B.Favre | 35 | |
| D 20 | @ Minnesota Vikings | L | 20 | 24 | 64,203 | MD | B.Favre | dome | |
| D 26 | @ Tampa Bay Buccaneers | L | 10 | 29 | 65,273 | RJS | B.Favre | 58 | |
| J 2 | Arizona Cardinals | W | 49 | 24 | 59,818 | LF | B.Favre | 32 | |
| | | | 357 | 341 | 1,026,086 | | | | |
| Home: 5-3 (478,900) | | Away: 3-5 (547,186) | | | | | | | |

| Scoring | TD | Ru | Pa | Rt | PAT | FG | S | P | T | S | P | T |
|--|-----------|-----------|-----------|----------|--------------|--------------|----------|------------|---|---|---|---|
| Longwell | 0 | 0 | 0 | 0 | 38/38 | 25/30 | 0 | 113 | | | | |
| Levens | 10 | 9 | 1 | 0 | | | | 60 | | | | |
| Freeman | 6 | 0 | 6 | 0 | | | | 36 | | | | |
| Bradford | 5 | 0 | 5 | 0 | | | | 32 | | | | |
| Schroeder | 5 | 0 | 5 | 0 | | | | 30 | | | | |
| Henderson | 3 | 2 | 1 | 0 | | | | 18 | | | | |
| T.Davis | 2 | 0 | 2 | 0 | | | | 12 | | | | |
| K.McKenzie | 2 | 0 | 2 | 0 | | | | 12 | | | | |
| *Parker | 2 | 2 | 0 | 0 | | | | 12 | | | | |
| Thomason | 2 | 0 | 2 | 0 | | | | 12 | | | | |
| *Driver | 1 | 0 | 1 | 0 | | | | 6 | | | | |
| *Edwards | 1 | 0 | 1 | 0 | | | | 6 | | | | |
| *Mitchell | 1 | 0 | 1 | 0 | | | | 6 | | | | |
| Packers | 40 | 13 | 24 | 3 | 38/38 | 25/30 | 1 | 357 | | | | |
| Opponents | 39 | 16 | 20 | 3 | 35/35 | 24/31 | 0 | 341 | | | | |
| 2-Pt. Conversions: Bradford, Packers 1-2, Opponents 0-4 | | | | | | | | | | | | |

| | GB | Opp | Rushing | No | Yds | Avg | Long | TD | |
|--------------------------|---------|---------|------------------|------------|-------------|------------|-----------|-----------|--|
| Total First Downs | 314 | 304 | Levens | 279 | 1034 | 3.7 | 36 | 9 | |
| Rushing | 87 | 103 | *Parker | 36 | 184 | 5.1 | 26 | 2 | |
| Passing | 196 | 177 | Favre | 28 | 142 | 5.1 | 20 | 0 | |
| Penalty | 31 | 24 | *Mitchell | 29 | 117 | 4.0 | 15 | 0 | |
| Third Downs | 77/209 | 87/223 | Henderson | 7 | 29 | 4.1 | 10 | 2 | |
| Efficiency | 36.8 | 39.0 | Hasselbeck | 6 | 15 | 2.5 | 13 | 0 | |
| Fourth Downs | 2/9 | 8/20 | Freeman | 1 | -2 | -2.0 | -2 | 0 | |
| Efficiency | 22.2 | 40.0 | Packers | 386 | 1519 | 3.9 | 36 | 13 | |
| Possession Avg. | 29:13 | 30:47 | Opponents | 472 | 1804 | 3.8 | 51 | 16 | |
| Total Net Yards | 5419 | 5309 | | | | | | | |
| Avg. Per Game | 338.7 | 331.8 | | | | | | | |
| Total Plays | 1027 | 1040 | | | | | | | |
| Avg. Per Play | 5.3 | 5.1 | | | | | | | |
| Net Yards Rushing | 1519 | 1804 | | | | | | | |
| Avg. Per Game | 94.9 | 112.8 | | | | | | | |
| Total Rushes | 386 | 472 | | | | | | | |
| Net Yards Passing | 3900 | 3505 | | | | | | | |
| Avg. Per Game | 243.8 | 219.1 | | | | | | | |
| Sacked/Yards Lost | 36/232 | 30/185 | | | | | | | |
| Gross Yards | 4132 | 3690 | | | | | | | |
| Att./Completions | 605/344 | 538/304 | | | | | | | |
| Completion Pct. | 56.9 | 56.5 | | | | | | | |
| Had Intercepted | 23 | 26 | | | | | | | |
| Punts/Average | 80/39.1 | 69/42.8 | | | | | | | |
| Net Punting Avg. | 80/34.0 | 69/36.8 | | | | | | | |
| Penalties/Yards | 100/808 | 99/993 | | | | | | | |
| Fumbles/Ball Lost | 28/13 | 36/15 | | | | | | | |
| Touchdowns | 40 | 39 | | | | | | | |
| Rushing | 13 | 16 | | | | | | | |
| Passing | 23 | 20 | | | | | | | |
| Returns | 4 | 3 | | | | | | | |

| NFC Central | W | L | T | Pct | Pts | OP |
|------------------|----------|----------|----------|-------------|------------|------------|
| Tampa Bay | 11 | 5 | 0 | .688 | 270 | 235 |
| Minnesota | 10 | 6 | 0 | .625 | 399 | 335 |
| Detroit | 8 | 8 | 0 | .500 | 322 | 323 |
| Green Bay | 8 | 8 | 0 | .500 | 357 | 341 |
| Chicago | 6 | 10 | 0 | .375 | 272 | 341 |

| | No | Yds | Avg | Long | TD |
|------------------|------------|-------------|-------------|------------|-----------|
| Receiving | | | | | |
| Freeman | 74 | 1074 | 14.5 | 51 | 6 |
| Schroeder | 74 | 1051 | 14.2 | 51 | 5 |
| Levens | 71 | 573 | 8.1 | 53 | 1 |
| Bradford | 37 | 637 | 17.2 | 74t | 5 |
| Henderson | 30 | 203 | 6.8 | 22 | 1 |
| T.Davis | 20 | 204 | 10.2 | 33 | 2 |
| Thomason | 14 | 140 | 10.0 | 22 | 2 |
| *Mitchell | 6 | 48 | 8.0 | 20 | 0 |
| Chmura | 5 | 55 | 11.0 | 16 | 0 |
| *Parker | 4 | 15 | 3.8 | 7 | 0 |
| Hall | 3 | 33 | 11.0 | 13 | 0 |
| *Driver | 3 | 31 | 10.3 | 12 | 1 |
| Jordan | 2 | 54 | 27.0 | 43 | 0 |
| Crawford | 1 | 14 | 14.0 | 14 | 0 |
| Packers | 344 | 4132 | 12.0 | 74t | 23 |
| Opponents | 304 | 3690 | 12.1 | 88 | 20 |

Sacks: K.McKenzie 8.0, Holliday 6.0, Booker 3.5, S.Dotson 2.5, Lyon 2.0, B.Williams 2.0, Butler 1.0, Sharper 1.0, *Vinson 1.0, Waddy 1.0, *Hunt 0.5, Smith 0.5, Packers 30.0, Opponents 36.0

* - rookie

| Field Goals | 1-19 | 20-29 | 30-39 | 40-49 | 50+ | |
|-------------------|--|-------------|------------|-------------|------------|--|
| Longwell | 0/0 | 8/9 | 8/9 | 8/10 | 1/2 | |
| Packers | 0/0 | 8/9 | 8/9 | 8/10 | 1/2 | |
| Opponents | 1/1 | 9/10 | 6/7 | 8/11 | 0/2 | |
| Longwell: | (1)(45G,24G)(28G,35G,34G)(42G,49G,38G,43G,45N)(50G)(46G)(50B)(37G,26G,28B)(38G,44B,31G)(23G,33G,45G,31G)(30N,23G,22G)(1)(40G)(26G,22G)(46G)(1) | | | | | |
| Opponents: | (47N,41G,48N)(48G)(34G,22G)(41G,36G,36G)(20G,53N)(28G)(19G,29G)(34N)(22N,44G,47G)(46G)(35G)(24G,23G,51N)(20G,37G)(42G)(49G,28G,33G)(23G,47N) | | | | | |

| Interceptions | No | Yds | Avg | Long | TD |
|------------------|-----------|------------|-------------|------------|----------|
| *M.McKenzie | 6 | 4 | 0.7 | 4 | 0 |
| *Edwards | 4 | 26 | 6.5 | 26t | 1 |
| T.Williams | 4 | 12 | 3.0 | 12 | 0 |
| Sharper | 3 | 12 | 4.0 | 9 | 0 |
| B.Williams | 2 | 60 | 30.0 | 60 | 0 |
| *Vinson | 2 | 21 | 10.5 | 21 | 0 |
| Butler | 2 | 0 | 0.0 | 0 | 0 |
| Smith | 1 | 2 | 2.0 | 2 | 0 |
| Lyon | 1 | 0 | 0.0 | 0 | 0 |
| Nelson | 1 | 0 | 0.0 | 0 | 0 |
| Packers | 26 | 137 | 5.3 | 60 | 1 |
| Opponents | 23 | 338 | 14.7 | 95t | 2 |

| Punting | No | Yds | Avg | TB | In | Lg | B |
|------------------|-----------|-------------|-------------|-----------|-----------|-----------|----------|
| Aguiar | 75 | 2954 | 39.4 | 4 | 20 | 64 | 0 |
| *Hanson | 4 | 157 | 39.3 | 0 | 0 | 44 | 0 |
| Longwell | 1 | 19 | 19.0 | 0 | 1 | 19 | 0 |
| Packers | 80 | 3130 | 39.1 | 4 | 21 | 64 | 0 |
| Opponents | 69 | 2954 | 42.8 | 10 | 26 | 65 | 0 |

| Punt Returns | Ret | FC | Yds | Avg | Long | TD |
|------------------|-----------|-----------|------------|------------|-----------|----------|
| Howard | 12 | 7 | 93 | 7.8 | 20 | 0 |
| *Edwards | 10 | 4 | 90 | 9.0 | 45 | 0 |
| Jordan | 5 | 2 | 29 | 5.8 | 13 | 0 |
| *Mitchell | 2 | 0 | 0 | 0.0 | 0 | 0 |
| Packers | 29 | 13 | 212 | 7.3 | 45 | 0 |
| Opponents | 39 | 24 | 333 | 8.5 | 41 | 0 |

| Kickoff Returns | No | Yds | Avg | Long | TD |
|------------------|-----------|-------------|-------------|------------|----------|
| *Mitchell | 21 | 464 | 22.1 | 88t | 1 |
| Howard | 19 | 364 | 19.2 | 31 | 0 |
| *Parker | 15 | 268 | 17.9 | 40 | 0 |
| Jordan | 6 | 95 | 15.8 | 22 | 0 |
| Henderson | 2 | 23 | 11.5 | 16 | 0 |
| R.McKenzie | 1 | 13 | 13.0 | 13 | 0 |
| Schroeder | 1 | 10 | 10.0 | 10 | 0 |
| Sharper | 1 | 4 | 4.0 | 4 | 0 |
| Packers | 66 | 1241 | 18.8 | 88t | 1 |
| Opponents | 72 | 1565 | 21.7 | 91 | 0 |

| Primary Starters | | | |
|------------------|-------------|------|-------------|
| WR | B.Schroeder | LE | V.Booker |
| LT | R.Verba | NT | G.Brown |
| | M.Wahle | DT | S.Dotson |
| LG | R.McKenzie | RE | V.Holliday |
| | M.Wahle | LOB | G.Koonce |
| C | F.Winters | MLB | B.Harris |
| RG | M.Rivera | ROLB | B.Williams |
| RT | E.Dotson | | J.Waddy |
| TE | T.Davis | LCB | *M.McKenzie |
| WR | A.Freeman | RCB | T.Williams |
| QB | B.Favre | SS | L.Butler |
| RB | D.Levens | FS | D.Sharper |
| FB | W.Henderson | | |

| Passing | Att | Cmp | Yds | Cmp% | Yds/Att | TD% | Int | Int% | LG | Sck/Yds | Rtg | |
|------------------|------------|------------|-------------|-------------|-------------|-----------|------------|-----------|------------|------------|---------------|-------------|
| Favre | 595 | 341 | 4091 | 57.3 | 6.88 | 22 | 3.7 | 23 | 3.9 | 74t | 35/223 | 74.7 |
| Hasselbeck | 10 | 3 | 41 | 30.0 | 4.10 | 1 | 10.0 | 0 | 0.0 | 19 | 1/9 | 77.5 |
| Packers | 605 | 344 | 4132 | 56.9 | 6.83 | 23 | 3.8 | 23 | 3.8 | 74t | 36/232 | 74.8 |
| Opponents | 538 | 304 | 3690 | 56.5 | 6.86 | 20 | 3.7 | 26 | 4.8 | 88 | 30/185 | 70.0 |

COMMUNITY
ADMIN. & COACHES
VETERANS
DRAFT & FREE AGENTS
2016 REVIEW
1999

LAMBDA FIELD
MISC.

9-7-0, .563, THIRD, NFC CENTRAL 2000

| Head Coach: | Mike Sherman | GB | Opp | Attend | Site | Starting QB | Temp | |
|----------------------------|------------------------|----------------------------|-----|--------|--------|--------------|---------|------|
| S 3 | New York Jets | L | 16 | 20 | 59,870 | LF | B.Favre | 77 |
| S 10 | @ Buffalo Bills | L | 18 | 27 | 72,722 | RWS | B.Favre | 81 |
| S 17 | Philadelphia Eagles | W | 6 | 3 | 59,869 | LF | B.Favre | 67 |
| S 24 | @ Arizona Cardinals | W | 29 | 3 | 69,568 | SDV | B.Favre | 87 |
| O 1 | Chicago Bears | L | 24 | 27 | 59,869 | LF | B.Favre | 72 |
| O 8 | @ Detroit Lions | L | 24 | 31 | 77,549 | PSD | B.Favre | dome |
| O 15 | San Francisco 49ers | W | 31 | 28 | 59,870 | LF | B.Favre | 54 |
| O 29 | @ Miami Dolphins | L | 20 | 28 | 73,740 | PPS | B.Favre | 81 |
| N 6 | Minnesota Vikings | +W | 26 | 20 | 59,854 | LF | B.Favre | 50 |
| N 12 | @ Tampa Bay Buccaneers | L | 15 | 20 | 65,621 | RJS | B.Favre | 75 |
| N 19 | Indianapolis Colts | W | 26 | 24 | 59,869 | LF | B.Favre | 27 |
| N 27 | @ Carolina Panthers | L | 14 | 31 | 73,295 | ES | B.Favre | 46 |
| D 3 | @ Chicago Bears | W | 28 | 6 | 66,944 | SF | B.Favre | 33 |
| D 10 | Detroit Lions | W | 26 | 13 | 59,854 | LF | B.Favre | 25 |
| D 17 | @ Minnesota Vikings | W | 33 | 28 | 64,183 | MD | B.Favre | dome |
| D 24 | Tampa Bay Buccaneers | +W | 17 | 14 | 59,692 | LF | B.Favre | 15 |
| | | 353 | | 323 | | 1,042,369 | | |
| Home: 6-2 (478,747) | | Away: 3-5 (563,622) | | | | + — overtime | | |

| | GB | Opp | Rushing | No | Yds | Avg | Long | TD |
|--------------------------|--------|--------|------------------|------------|-------------|------------|------------|-----------|
| Total First Downs | 315 | 284 | Green | 263 | 1175 | 4.5 | 39T | 10 |
| Rushing | 88 | 84 | Levens | 77 | 224 | 2.9 | 17 | 3 |
| Passing | 197 | 186 | Favre | 27 | 108 | 4.0 | 18 | 0 |
| Penalty | 30 | 14 | Parker | 18 | 85 | 4.7 | 24 | 0 |
| Third Downs | 85/218 | 82/224 | Henderson | 2 | 16 | 8.0 | 12 | 0 |
| Efficiency | 39.0 | 36.6 | Rossum | 1 | 16 | 16.0 | 16 | 0 |
| Fourth Downs | 7/12 | 7/12 | Schroeder | 2 | 11 | 5.5 | 12 | 0 |
| Efficiency | 58.3 | 63.6 | Mitchell | 2 | 8 | 4.0 | 4 | 0 |
| Possession Avg. | 30:46 | 29:14 | Freeman | 2 | 5 | 2.5 | 3 | 0 |
| Total Net Yards | 5321 | 5069 | Driver | 1 | 4 | 4.0 | 4 | 0 |
| Avg. Per Game | 332.6 | 316.8 | Wuerffel | 2 | -2 | -1.0 | -1 | 0 |
| Total Plays | 1038 | 1012 | *Goodman | 3 | -2 | -7 | 3 | 0 |
| Avg. Per Play | 5.1 | 5.0 | Hasselbeck | 4 | -5 | -1.3 | -1 | 0 |
| Net Yards Rushing | 1643 | 1618 | Packers | 404 | 1643 | 4.1 | 39T | 13 |
| Avg. Per Game | 102.7 | 101.1 | Opponents | 417 | 1618 | 3.9 | 52 | 7 |
| Total Rushes | 404 | 417 | | | | | | |

| | GB | Opp | Rushing | No | Yds | Avg | Long | TD |
|--------------------------|---------|---------|---------|----|-----|-----|------|----|
| Net Yards Passing | 3678 | 3451 | | | | | | |
| Avg. Per Game | 229.9 | 215.7 | | | | | | |
| Sacked/Yards Lost | 34/328 | 38/244 | | | | | | |
| Gross Yards | 3916 | 3695 | | | | | | |
| Att./Comp. | 600/348 | 557/307 | | | | | | |
| Completion Pct. | 58.0 | 55.1 | | | | | | |
| Had Intercepted | 16 | 21 | | | | | | |
| Punts/Average | 79/38.4 | 94/41.4 | | | | | | |
| Net Avg. | 79/34.3 | 94/34.6 | | | | | | |
| Penalties/Yards | 88/685 | 101/992 | | | | | | |
| Fumbles/Ball Lost | 30/17 | 16/7 | | | | | | |
| Touchdowns | 36 | 37 | | | | | | |
| Rushing | 13 | 7 | | | | | | |
| Passing | 21 | 28 | | | | | | |
| Returns | 2 | 2 | | | | | | |

| | Q1 | Q2 | Q3 | Q4 | OT | Pts |
|------------------|----|-----|----|-----|----|-----|
| Packers | 59 | 101 | 83 | 101 | 9 | 353 |
| Opponents | 51 | 91 | 82 | 99 | 0 | 323 |

Primary Starters

| | | | |
|----|-------------|-----|------------|
| WR | B.Schroeder | LE | V.Holliday |
| LT | *C.Clifton | | C.Hunt |
| | M.Wahle | NT | R.Maryland |
| LG | R.Verba | DT | S.Dotson |
| C | F.Winters | | C.Hunt |
| RG | M.Rivera | RE | J.Thierry |
| RT | *M.Tauscher | SLB | *N.Diggs |
| TE | *B.Franks | MLB | B.Harris |
| | T.Davis | WLB | N.Wayne |
| WR | A.Freeman | LCB | M.McKenzie |
| QB | B.Favre | | T.McBride |
| RB | A.Green | RCB | T.Williams |
| | D.Levens | SS | L.Butler |
| FB | W.Henderson | FS | D.Sharper |

| Scoring | TD | Ru | Pa | Rt | PAT | FG | S | PTS |
|------------------|-----------|-----------|-----------|----------|--------------|--------------|----------|------------|
| Longwell | 0 | 0 | 0 | 0 | 32/32 | 33/38 | 0 | 131 |
| Green | 13 | 10 | 3 | 0 | 0 | 0 | 0 | 78 |
| Freeman | 9 | 0 | 9 | 0 | 0 | 0 | 0 | 54 |
| Schroeder | 4 | 0 | 4 | 0 | 0 | 0 | 0 | 24 |
| Levens | 3 | 3 | 0 | 0 | 0 | 0 | 0 | 18 |
| T.Davis | 2 | 0 | 2 | 0 | 0 | 0 | 0 | 14 |
| Driver | 1 | 0 | 1 | 0 | 0 | 0 | 0 | 8 |
| *Franks | 1 | 0 | 1 | 0 | 0 | 0 | 0 | 6 |
| Henderson | 1 | 0 | 1 | 0 | 0 | 0 | 0 | 6 |
| Rossum | 1 | 0 | 0 | 1 | 0 | 0 | 0 | 6 |
| T.Williams | 1 | 0 | 0 | 1 | 0 | 0 | 0 | 6 |
| Maryland | 0 | 0 | 0 | 0 | 0 | 0 | 1 | 2 |
| Packers | 36 | 13 | 21 | 2 | 32/32 | 33/38 | 1 | 353 |
| Opponents | 37 | 7 | 28 | 2 | 36/36 | 21/25 | 0 | 323 |

2-Pt. Conversions: T.Davis, Driver, Packers 2-3, Opponents 1-1

| Field Goals | 1-19 | 20-29 | 30-39 | 40-49 | 50+ |
|------------------|------------|------------|--------------|--------------|------------|
| Longwell | 0/0 | 7/8 | 10/10 | 13/15 | 3/5 |
| Packers | 0/0 | 7/8 | 10/10 | 13/15 | 3/5 |
| Opponents | 1/1 | 4/4 | 8/8 | 6/9 | 2/3 |

Longwell: (45G,42G,42G)(24G)(40N,37G) 38G(38G,47G,48G,37G,22G)(42G)(44G,51G,31G)(35G)(51G,53N,48G)(24G,31G) (52G,53N,42G,45G)(42G,28B)()()()22G, 27G,45N,26G,45G)(34G,35G,43G,36G) (22G)

Opponents: (52N,23G,48N,39G)(45G,20G) (43G)(31G)(19G,42N,47G)(30G)()()30G, 48G(54G,51G)(38G)(26G)(32G,46G) (26G,36G)()()38G,43G,40N)

| Interceptions | No | Yds | Avg | Long | TD |
|------------------|-----------|------------|-------------|-----------|----------|
| Sharper | 9 | 109 | 12.1 | 47 | 0 |
| T.Williams | 4 | 105 | 26.3 | 46 | 1 |
| McBride | 2 | 43 | 21.5 | 43 | 0 |
| Butler | 2 | 25 | 12.5 | 22 | 0 |
| Edwards | 2 | 4 | 2.0 | 4 | 0 |
| M.McKenzie | 1 | 26 | 26.0 | 26 | 0 |
| Holiday | 1 | 3 | 3.0 | 3 | 0 |
| Packers | 21 | 315 | 15.0 | 47 | 1 |
| Opponents | 16 | 201 | 12.6 | 42 | 1 |

| Punting | No | Yds | Avg | TD | In | Lg | B |
|------------------|-----------|-------------|-------------|-----------|-----------|-----------|----------|
| Bidwell | 78 | 3003 | 38.5 | 5 | 22 | 53 | 0 |
| Longwell | 1 | 30 | 30.0 | 1 | 0 | 30 | 0 |
| Packers | 79 | 3033 | 38.4 | 6 | 22 | 53 | 0 |
| Opponents | 94 | 3888 | 41.4 | 17 | 25 | 60 | 0 |

| Punt Returns | Ret | FC | Yds | Avg | Long | TD |
|------------------|-----------|-----------|------------|------------|-----------|----------|
| Rossum | 29 | 24 | 248 | 8.6 | 43 | 0 |
| *Lee | 5 | 2 | 52 | 10.4 | 16 | 0 |
| M.McKenzie | 1 | 0 | 0 | 0.0 | 0 | 0 |
| Packers | 35 | 26 | 300 | 8.6 | 43 | 0 |
| Opponents | 27 | 27 | 205 | 7.6 | 81 | 1 |

| Kickoff Returns | No | Yds | Avg | Long | TD |
|------------------|-----------|-------------|-------------|------------|----------|
| Rossum | 50 | 1288 | 25.8 | 92T | 1 |
| Henderson | 5 | 80 | 16.0 | 22 | 0 |
| *Goodman | 4 | 129 | 32.3 | 54 | 0 |
| *Berry | 1 | 22 | 22.0 | 22 | 0 |
| Bowens | 1 | 12 | 12.0 | 12 | 0 |
| Mitchell | 1 | 26 | 26.0 | 26 | 0 |
| Morton | 1 | 13 | 13.0 | 13 | 0 |
| Wetnight | 1 | 0 | 0.0 | 0 | 0 |
| Packers | 64 | 1570 | 24.5 | 92T | 1 |
| Opponents | 76 | 1639 | 21.6 | 40 | 0 |

| NFC Central | W | L | T | Pct | Pts | OP |
|------------------|----------|----------|----------|-------------|------------|------------|
| Minnesota | 11 | 5 | 0 | .688 | 397 | 371 |
| Tampa Bay | 10 | 6 | 0 | .625 | 388 | 269 |
| Green Bay | 9 | 7 | 0 | .563 | 353 | 323 |
| Detroit | 9 | 7 | 0 | .563 | 307 | 307 |
| Chicago | 5 | 11 | 0 | .313 | 216 | 355 |

| Receiving | No | Yds | Avg | Long | TD |
|------------------|------------|-------------|-------------|------------|-----------|
| Green | 73 | 559 | 7.7 | 31 | 3 |
| Schroeder | 65 | 999 | 15.4 | 55T | 4 |
| Freeman | 62 | 912 | 14.7 | 67T | 9 |
| Henderson | 35 | 234 | 6.7 | 25 | 1 |
| *Franks | 34 | 363 | 10.7 | 27T | 1 |
| Driver | 21 | 322 | 15.3 | 49 | 1 |
| T.Davis | 19 | 177 | 9.3 | 41 | 2 |
| Levens | 16 | 146 | 9.1 | 37 | 0 |
| *Lee | 10 | 134 | 13.4 | 38 | 0 |
| Parker | 9 | 50 | 5.6 | 10 | 0 |
| Wetnight | 3 | 20 | 6.7 | 9 | 0 |
| *Goodman | 1 | 0 | 0.0 | 0 | 0 |
| Packers | 348 | 3916 | 11.3 | 67T | 21 |
| Opponents | 307 | 3695 | 12.0 | 78T | 28 |

Sacks: Thierry 6.5, S.Dotson 6.0, Holliday 5.0, Hunt 5.0, Bowens 3.5, Butler 2.0, Harris 2.0, Wayne 2.0, *Gbaja-Biamila 1.5, Lyon 1.0, Sharper 1.0, McGarrahan 0.5, B.Williams 0.5, K.Williams 0.5, Packers 38.0, Opponents 34.0

| Passing | Att | Cmp | Yds | Cmp% | Yds/Att | TD | TD% | Int | Int% | LG | Sck/Yds | Rtng |
|------------------|------------|------------|-------------|-------------|-------------|-----------|------------|-----------|------------|------------|---------------|-------------|
| Favre | 580 | 338 | 3812 | 58.3 | 6.57 | 20 | 3.4 | 16 | 2.8 | 67T | 33/236 | 78.0 |
| Hasselbeck | 19 | 10 | 104 | 52.6 | 5.47 | 1 | 5.3 | 0 | 0.0 | 27T | 1/2 | 86.3 |
| Green | 1 | 0 | 0 | 0.0 | 0.0 | 0 | 0.0 | 0 | 0.0 | 0 | 0/0 | 39.6 |
| Packers | 600 | 348 | 3916 | 58.0 | 6.53 | 21 | 3.5 | 16 | 2.7 | 67T | 34/238 | 78.2 |
| Opponents | 557 | 307 | 3695 | 55.1 | 6.63 | 28 | 5.0 | 21 | 3.8 | 78T | 38/244 | 76.7 |

* — rookie

COMMUNITY
 ADMIN. & COACHES
 VETERANS
 DRAFT & FREE AGENTS
 2016 REVIEW
 2000

LAMBEAU FIELD

MISC.

2001 12-4-0, .750, SECOND, NFC CENTRAL

| Head Coach: | Mike Sherman | GB | Opp | Attend | Site | Starting QB | Temp | |
|-------------|------------------------|----|-----|--------|--------|-------------|---------|------|
| S 9 | Detroit Lions | W | 28 | 6 | 59,523 | LF | B.Favre | 60 |
| S 24 | Washington Redskins | W | 37 | 0 | 59,771 | LF | B.Favre | 46 |
| S 30 | @ Carolina Panthers | W | 28 | 7 | 73,120 | ES | B.Favre | 64 |
| O 7 | @ Tampa Bay Buccaneers | L | 10 | 14 | 65,510 | RJ | B.Favre | 80 |
| O 14 | Baltimore Ravens | W | 31 | 23 | 59,866 | LF | B.Favre | 54 |
| O 21 | @ Minnesota Vikings | L | 13 | 35 | 64,165 | MD | B.Favre | dome |
| N 4 | Tampa Bay Buccaneers | W | 21 | 20 | 59,861 | LF | B.Favre | 52 |
| N 11 | @ Chicago Bears | W | 20 | 12 | 66,944 | SF | B.Favre | 48 |
| N 18 | Atlanta Falcons | L | 20 | 23 | 59,849 | LF | B.Favre | 59 |
| N 22 | @ Detroit Lions | W | 29 | 27 | 77,730 | PSD | B.Favre | dome |
| D 3 | @ Jacksonville Jaguars | W | 28 | 21 | 66,908 | AIS | B.Favre | 56 |
| D 9 | Chicago Bears | W | 17 | 7 | 59,869 | LF | B.Favre | 33 |
| D 16 | @ Tennessee Titans | L | 20 | 26 | 68,804 | AC | B.Favre | 62 |
| D 23 | Cleveland Browns | W | 30 | 7 | 59,824 | LF | B.Favre | 24 |
| D 30 | Minnesota Vikings | W | 24 | 13 | 59,870 | LF | B.Favre | 19 |
| J 6 | @ New York Giants | W | 34 | 25 | 78,601 | GS | B.Favre | 37 |
| | | | | 390 | 266 | 1,040,215 | | |

Home: 7-1 (478,433) Away: 5-3 (561,782)

NFC Wild Card Playoff

| | | | | | | | | |
|------|---------------------|---|----|----|--------|----|---------|----|
| J 13 | San Francisco 49ers | W | 25 | 15 | 59,825 | LF | B.Favre | 28 |
|------|---------------------|---|----|----|--------|----|---------|----|

NFC Divisional Playoff

| | | | | | | | | |
|------|------------------|---|----|----|--------|-----|---------|------|
| J 20 | @ St. Louis Rams | L | 17 | 45 | 66,338 | DAC | B.Favre | dome |
|------|------------------|---|----|----|--------|-----|---------|------|

| | GB | Opp | Rushing | No | Yds | Avg | Long | TD |
|--------------------------|--------|--------|------------------|------------|-------------|------------|------------|-----------|
| Total First Downs | 282 | 278 | Green | 304 | 1387 | 4.6 | 83t | 9 |
| Rushing | 72 | 83 | Levens | 44 | 165 | 3.8 | 40 | 0 |
| Passing | 187 | 176 | Favre | 38 | 56 | 1.5 | 14 | 1 |
| Penalty | 23 | 19 | Driver | 3 | 38 | 12.7 | 31t | 1 |
| Third Downs | 72/197 | 93/238 | Mealey | 11 | 37 | 3.4 | 9 | 0 |
| Efficiency | 36.5 | 39.1 | Henderson | 6 | 11 | 1.8 | 4 | 0 |
| Fourth Downs | 3/6 | 9/22 | Schroeder | 1 | 6 | 6.0 | 6 | 0 |
| Efficiency | 50.0 | 40.9 | Goodman | 1 | -1 | -1.0 | -1 | 0 |
| Possession Avg. | 29:32 | 30:28 | Pederson | 1 | -1 | -1.0 | -1 | 0 |
| Total Net Yards | 5463 | 4937 | Freeman | 1 | -5 | -5.0 | -5 | 0 |
| Avg. Per Game | 341.4 | 308.6 | Packers | 410 | 1693 | 4.1 | 83t | 11 |
| Total Plays | 942 | 1041 | Opponents | 406 | 1769 | 4.4 | 61 | 10 |
| Avg. Per Play | 5.8 | 4.7 | | | | | | |

Net Yards Rushing

| | | |
|---------------|-------|-------|
| Avg. Per Game | 105.8 | 110.6 |
| Total Rushes | 410 | 406 |

Net Yards Passing

| | | |
|-------------------|---------|---------|
| Avg. Per Game | 235.6 | 198.0 |
| Sacked/Yards Lost | 22/151 | 52/337 |
| Gross Yards | 3921 | 3505 |
| Att./Completions | 510/314 | 583/341 |
| Completion Pct. | 61.6 | 58.5 |
| Had Intercepted | 15 | 20 |

Punts/Average

| | | |
|------------------|---------|---------|
| Net Punting Avg. | 82/36.5 | 86/37.4 |
|------------------|---------|---------|

Penalties/Yards

| | | |
|-------------------|-------|-------|
| Fumbles/Ball Lost | 28/12 | 36/19 |
|-------------------|-------|-------|

Touchdowns

| | | |
|---------|----|----|
| Rushing | 11 | 10 |
| Passing | 32 | 14 |
| Returns | 4 | 4 |

By Quarter

| | | | | | | |
|-----------|----|-----|-----|-----|---|-----|
| Packers | 89 | 90 | 111 | 100 | 0 | 390 |
| Opponents | 37 | 106 | 34 | 89 | 0 | 266 |

Primary Starters

| | | | | |
|----|-------------|------------|------------|-----------|
| WR | B.Schroeder | LE | V.Holliday | |
| LT | C.Clifton | NT | G.Brown | |
| LG | M.Wahle | J.Flanigan | | |
| C | M.Flanigan | DT | S.Dotson | |
| RG | M.Rivera | RE | J.Thierry | |
| RT | M.Tauscher | SLB | N.Diggs | |
| TE | B.Franks | MLB | B.Harris | |
| WR | A.Freeman | WLB | N.Wayne | |
| QB | B.Favre | LCB | M.McKenzie | |
| RB | A.Green | RCB | T.Williams | |
| FB | W.Henderson | SS | L.Butler | |
| | | | *B.Jue | |
| | | | FS | D.Sharper |

| NFC Central | W | L | T | Pct | Pts | OP |
|------------------|-----------|----------|----------|-------------|------------|------------|
| Chicago | 13 | 3 | 0 | .813 | 338 | 203 |
| Green Bay | 12 | 4 | 0 | .750 | 390 | 266 |
| Tampa Bay | 9 | 7 | 0 | .562 | 324 | 280 |
| Minnesota | 5 | 11 | 0 | .313 | 290 | 390 |
| Detroit | 2 | 14 | 0 | .125 | 270 | 424 |

Receiving

| | No | Yds | Avg | Long | TD |
|------------------|------------|-------------|-------------|------------|-----------|
| Green | 62 | 594 | 9.6 | 42 | 2 |
| Schroeder | 53 | 918 | 17.3 | 67t | 9 |
| Freeman | 52 | 818 | 15.7 | 63 | 6 |
| Franks | 36 | 322 | 8.9 | 31 | 9 |
| Bradford | 31 | 526 | 17.0 | 56 | 2 |
| Levens | 24 | 159 | 6.6 | 19 | 1 |
| Henderson | 21 | 193 | 9.2 | 26 | 0 |
| Driver | 13 | 167 | 12.8 | 37 | 1 |
| *Martin | 13 | 144 | 11.1 | 31 | 1 |
| Lee | 3 | 32 | 10.7 | 23 | 1 |
| T.Davis | 3 | 14 | 4.7 | 7 | 0 |
| Mealey | 2 | 31 | 15.5 | 19 | 0 |
| Collins | 1 | 3 | 3.0 | 3 | 0 |
| Packers | 314 | 3921 | 12.5 | 67t | 32 |
| Opponents | 341 | 3505 | 10.3 | 47t | 14 |

Sacks: Gbaja-Biamila 13.5, Holliday 7.0, Wayne 5.5, Flanigan 4.5, S.Dotson 3.5, Thierry 3.5, Harris 2.5, Diggs 2.0, Lyon 2.0, McBride 2.0, *Reynolds 2.0, Sharper 2.0, Butler 1.0, Packers 52.0, Opponents 22.0

* - rookie

Passing

| | Att | Cmp | Yds | Cmp% | Yds/Att | TD% | Int | Int% | LG | Sck/Yds | Rtng | |
|------------------|------------|------------|-------------|-------------|-------------|-----------|------------|-----------|------------|------------|---------------|-------------|
| Favre | 510 | 314 | 3921 | 61.6 | 7.69 | 32 | 6.3 | 15 | 2.9 | 67t | 22/151 | 94.1 |
| Packers | 510 | 314 | 3921 | 61.6 | 7.69 | 32 | 6.3 | 15 | 2.9 | 67t | 22/151 | 94.1 |
| Opponents | 583 | 341 | 3505 | 58.5 | 6.01 | 14 | 2.4 | 20 | 3.4 | 47t | 52/337 | 69.6 |

| Scoring | TD | Ru | Pa | Rt | PAT | FG | S | PTS |
|------------|----|----|----|----|-------|-------|---|-----|
| Longwell | 0 | 0 | 0 | 0 | 44/45 | 20/31 | 0 | 104 |
| Green | 11 | 9 | 2 | 0 | | | | 66 |
| Franks | 9 | 0 | 9 | 0 | | | | 54 |
| Schroeder | 9 | 0 | 9 | 0 | | | | 54 |
| Freeman | 6 | 0 | 6 | 0 | | | | 38 |
| Bradford | 2 | 0 | 2 | 0 | | | | 12 |
| Driver | 2 | 1 | 1 | 0 | | | | 12 |
| Favre | 1 | 1 | 0 | 0 | | | | 6 |
| Lee | 1 | 0 | 1 | 0 | | | | 6 |
| Levens | 1 | 0 | 1 | 0 | | | | 6 |
| *Martin | 1 | 0 | 1 | 0 | | | | 6 |
| McKenzie | 1 | 0 | 1 | 0 | | | | 6 |
| Mealey | 1 | 0 | 1 | 0 | | | | 6 |
| Rossum | 1 | 0 | 1 | 0 | | | | 6 |
| T.Williams | 1 | 0 | 1 | 0 | | | | 6 |
| Thierry | 0 | 0 | 0 | 0 | | | | 1 |

Packers 47 11 32 4 44/45 20/31 1 390
Opponents 28 10 14 4 20/20 22/28 1 266
2-Pt. Conversions: Freeman, Packers 1-2, Opponents 5-8

Field Goals

| 1-19 | 20-29 | 30-39 | 40-49 | 50+ | | | | | | | | | | | | |
|-------------------|------------------|----------------------|----------------------|--------------|------------------|------------------|--------------------------|----------------------|------------------|----------------------|------------------|------------------|----------------------|------------------|--------------|----------------------|
| Longwell | 0/0 | 3/4 | 9/10 | 7/14 | 1/3 | | | | | | | | | | | |
| Packers | 0/0 | 3/4 | 9/10 | 7/14 | 1/3 | | | | | | | | | | | |
| Opponents | 0/0 | 4/5 | 10/11 | 7/9 | 1/3 | | | | | | | | | | | |
| Longwell: | (48N) | (28G,32G,30G) | (42G,46G,37N) | (35G) | (33G,47N) | (51N,42N) | (41N) | (40G,31G) | (39G,45G) | (46G,39G) | (52N,29B) | (41N,27G) | (33G,54G) | (39G,45N) | (24G) | (45N,44G,43G) |
| Opponents: | (49G,39G) | (1) | (53N) | (28G) | (42G,36G) | (33G,49G) | (37G,47G,38G,41G) | (26G,39G,32G) | (33G,54G) | (34G,30G,42N) | (23N) | (44N,24G) | (39N,44G,42G) | (27G,55N) | | |

Interceptions

| | No | Yds | Avg | Long | TD |
|------------------|-----------|------------|-------------|------------|----------|
| Sharper | 6 | 78 | 13.0 | 23 | 0 |
| T.Williams | 4 | 117 | 29.3 | 69t | 1 |
| Wayne | 3 | 55 | 18.3 | 35 | 0 |
| McKenzie | 2 | 38 | 19.0 | 38t | 1 |
| *Jue | 2 | 35 | 17.5 | 35 | 0 |
| Harris | 2 | 12 | 6.0 | 8 | 0 |
| Thibodeaux | 1 | 9 | 9.0 | 9 | 0 |
| Packers | 20 | 344 | 17.2 | 69t | 2 |
| Opponents | 15 | 252 | 16.8 | 89t | 2 |

Punting

| | No | Yds | Avg | TB | In | Lg | B |
|------------------|-----------|-------------|-------------|-----------|-----------|-----------|----------|
| Bidwell | 82 | 3485 | 42.5 | 10 | 21 | 68 | 0 |
| Packers | 82 | 3485 | 42.5 | 10 | 21 | 68 | 0 |
| Opponents | 86 | 3644 | 42.4 | 9 | 33 | 70 | 0 |

Punt Returns

| | Ret | FC | Yds | Avg | Long | TD |
|------------------|-----------|-----------|------------|------------|------------|----------|
| Freeman | 17 | 7 | 114 | 6.7 | 29 | 0 |
| Rossum | 11 | 8 | 109 | 9.9 | 55t | 1 |
| Lee | 3 | 0 | 6 | 2.0 | 6 | 0 |
| *Ferguson | 1 | 2 | 4 | 4.0 | 4 | 0 |
| Sharper | 1 | 3 | 18 | 18.0 | 18 | 1 |
| Packers | 33 | 20 | 251 | 7.6 | 55t | 1 |
| Opponents | 34 | 19 | 288 | 8.5 | 37 | 0 |

Kickoff Returns

| | No | Yds | Avg | Long | TD |
|------------------|-----------|-------------|-------------|-----------|----------|
| Rossum | 23 | 431 | 18.7 | 27 | 0 |
| Levens | 14 | 362 | 25.9 | 53 | 0 |
| Henderson | 6 | 62 | 10.3 | 14 | 0 |
| Mealey | 4 | 63 | 15.8 | 24 | 0 |
| *Ferguson | 2 | 32 | 16.0 | 16 | 0 |
| Freeman | 2 | 28 | 14.0 | 24 | 0 |
| Akins | 1 | 0 | 0.0 | 0 | 0 |
| Flanigan | 1 | 9 | 9.0 | 9 | 0 |
| Goodman | 1 | 21 | 21.0 | 21 | 0 |
| Packers | 54 | 1008 | 18.7 | 53 | 0 |
| Opponents | 76 | 1520 | 20.0 | 43 | 0 |

COMMUNITY
 ADMIN. & COACHES
 VETERANS
 DRAFT & FREE AGENTS
 2016 REVIEW
 2001
 LAMBEAU FIELD
 MISC.

2003 10-6-0, .625, FIRST, NFC NORTH

| Head Coach: | Mike Sherman | GB | Opp | Attend | Site | Starting QB | Temp |
|-------------|------------------------|-----|-----|-----------|--------|-------------|--------------|
| S 7 | Minnesota Vikings | L | 25 | 30 | 70,505 | LF | B.Favre 71 |
| S 14 | Detroit Lions | W | 31 | 6 | 70,244 | LF | B.Favre 63 |
| S 21 | @ Arizona Cardinals | L | 13 | 20 | 58,784 | SDV | B.Favre 102 |
| S 29 | @ Chicago Bears | W | 38 | 23 | 61,500 | SF | B.Favre 58 |
| O 5 | Seattle Seahawks | W | 35 | 13 | 70,365 | LF | B.Favre 48 |
| O 12 | Kansas City Chiefs | L | 34 | 40 | 70,407 | LF | B.Favre 60 |
| O 19 | @ St. Louis Rams | L | 24 | 34 | 66,201 | EJD | B.Favre dome |
| N 2 | @ Minnesota Vikings | W | 30 | 27 | 64,482 | MD | B.Favre dome |
| N 10 | Philadelphia Eagles | L | 14 | 17 | 70,291 | LF | B.Favre 39 |
| N 16 | @ Tampa Bay Buccaneers | W | 20 | 13 | 65,614 | RJS | B.Favre 80 |
| N 23 | San Francisco 49ers | W | 20 | 10 | 70,250 | LF | B.Favre 38 |
| N 27 | @ Detroit Lions | L | 14 | 22 | 62,123 | FdF | B.Favre dome |
| D 7 | Chicago Bears | W | 34 | 21 | 70,458 | LF | B.Favre 35 |
| D 14 | @ San Diego Chargers | W | 38 | 21 | 64,978 | QS | B.Favre 61 |
| D 22 | @ Oakland Raiders | W | 41 | 7 | 62,298 | NAC | B.Favre 54 |
| D 28 | Denver Broncos | W | 31 | 3 | 70,299 | LF | B.Favre 45 |
| | | 442 | 307 | 1,068,799 | | | |

Home: 5-3 (562,819) Away: 5-3 (505,980) + — overtime
NFC Wild Card Playoff
 J 4 Seattle Seahawks +W 33 27 71,457 LF B.Favre 20
NFC Divisional Playoff
 J 11 @ Philadelphia Eagles +L 17 20 67,707 LFF B.Favre 25

| | GB | Opp |
|--------------------------|--------------------|---------|
| Total First Downs | 315 | 288 |
| Rushing | 127 | 91 |
| Passing | 166 | 172 |
| Penalty | 22 | 25 |
| Third Downs | 85/207 | 85/228 |
| Efficiency | 41.1 | 37.3 |
| Fourth Downs | 4/7 | 4/17 |
| Efficiency | 57.1 | 23.5 |
| Possession Avg. | 30:52 | 29:08 |
| Total Net Yards | 5798 | 5101 |
| Avg. Per Game | 362.4 | 318.8 |
| Total Plays | 999 | 1036 |
| Avg. Per Play | 5.8 | 4.9 |
| Net Yards Rushing | 2558 | 1701 |
| Avg. Per Game | 159.9 | 106.3 |
| Total Rushes | 507 | 413 |
| Net Yards Passing | 3240 | 3400 |
| Avg. Per Game | 202.5 | 212.5 |
| Sacked/Yards Lost | 19/137 | 34/200 |
| Gross Yards | 3377 | 3600 |
| Att./Completions | 473/310 | 589/326 |
| Completion Pct. | 65.5 | 55.3 |
| Had Intercepted | 21 | 21 |
| Punts/Average | 71/41.3 | 83/41.0 |
| Net Punting Avg. | 71/34.6 | 83/35.0 |
| Penalties/Yards | 88/699 | 97/767 |
| Fumbles/Ball Lost | 19/11 | 21/11 |
| Touchdowns | 53 | 31 |
| Rushing | 18 | 10 |
| Passing | 32 | 18 |
| Returns | 3 | 3 |
| By Quarter | Q1 Q2 Q3 Q4 OT Pts | |
| Packers | 103 138 69 132 0 | 442 |
| Opponents | 86 64 49 102 6 | 307 |

Primary Starters

| | | | |
|----|-------------|-----|-----------------|
| WR | R.Ferguson | LE | A.Kampman |
| LT | C.Clifton | | J.Johnson |
| LG | M.Wahle | NT | G.Brown |
| C | M.Flanagan | DT | C.Hunt |
| RG | M.Rivera | RE | K.Gbaja-Biamila |
| RT | M.Tauscher | SLB | H.Navies |
| TE | B.Franks | MLB | N.Barnett |
| WR | D.Driver | WLB | N.Diggs |
| QB | B.Favre | LCB | M.McKenzie |
| RB | A.Green | RCB | A.Harris |
| FB | W.Henderson | SS | A.Edwards |
| | | | M.Anderson |
| | | | D.Sharper |

| Scoring | TDR | Pu | Rt | PAT | FG | \$ | PTS |
|------------------|-----------|-----------|-----------|----------|--------------|--------------|--------------|
| Green | 20 | 15 | 5 | 0 | 0 | 0 | 120 |
| Longwell | 0 | 0 | 0 | 0 | 51/51 | 23/26 | 0 120 |
| J.Walker | 9 | 0 | 0 | 0 | 0 | 0 | 54 |
| Franks | 4 | 0 | 4 | 0 | 0 | 0 | 28 |
| Ferguson | 4 | 0 | 4 | 0 | 0 | 0 | 24 |
| Fisher | 3 | 1 | 2 | 0 | 0 | 0 | 18 |
| Henderson | 3 | 0 | 3 | 0 | 0 | 0 | 18 |
| Davenport | 2 | 2 | 0 | 0 | 0 | 0 | 12 |
| Driver | 2 | 0 | 2 | 0 | 0 | 0 | 12 |
| Martin | 2 | 0 | 2 | 0 | 0 | 0 | 12 |
| Harris | 1 | 0 | 0 | 1 | 0 | 0 | 6 |
| McKenzie | 1 | 0 | 0 | 1 | 0 | 0 | 6 |
| Walls | 1 | 0 | 1 | 0 | 0 | 0 | 6 |
| Wilkins | 1 | 0 | 0 | 1 | 0 | 0 | 6 |
| Packers | 53 | 18 | 32 | 3 | 51/51 | 23/26 | 0 442 |
| Opponents | 31 | 10 | 18 | 3 | 29/29 | 30/33 | 0 307 |

| NFC North | W | L | T | Pct | Pts | OP |
|------------------|-----------|----------|----------|-------------|------------|------------|
| Green Bay | 10 | 6 | 0 | .625 | 442 | 307 |
| Minnesota | 9 | 7 | 0 | .562 | 416 | 353 |
| Chicago | 7 | 9 | 0 | .438 | 283 | 346 |
| Detroit | 5 | 11 | 0 | .312 | 270 | 379 |

| Receiving | No | Yds | Avg | Long | TD |
|------------------|------------|-------------|-------------|------------|-----------|
| Driver | 52 | 621 | 11.9 | 41 | 2 |
| Green | 50 | 367 | 7.3 | 27 | 5 |
| J.Walker | 41 | 716 | 17.5 | 66t | 9 |
| Ferguson | 38 | 520 | 13.7 | 47 | 4 |
| Franks | 30 | 241 | 8.0 | 24 | 4 |
| Henderson | 24 | 214 | 8.9 | 22 | 3 |
| Fisher | 21 | 206 | 9.8 | 32 | 2 |
| Walls | 20 | 222 | 11.1 | 36 | 1 |
| Freeman | 14 | 141 | 10.1 | 15 | 0 |
| Martin | 13 | 79 | 6.1 | 14 | 2 |
| Davenport | 6 | 38 | 6.3 | 12 | 0 |
| Luchey | 1 | 12 | 12.0 | 12 | 0 |
| Packers | 310 | 3377 | 10.9 | 66t | 32 |
| Opponents | 326 | 3600 | 11.0 | 68t | 18 |

Sacks: Gbaja-Biamila 10.0, Hunt 4.0, G.Jackson 2.5, Nwokorie 2.5, *Barnett 2.0, Kampman 2.0, Sharper 2.0, Jue 1.5, Smith 1.5, Diggs 1.0, Edwards 1.0, Hawthorne 1.0, Marshall 1.0, Navies 1.0, Packers 34.0, Opponents 19.0

* — rookie

| Passing | Att | Cmp | Yds | Cmp% | Yds/Att | TD | TD% | Int | Int% | LG | Sck/Yds | Rtg |
|------------------|------------|------------|-------------|-------------|-------------|-----------|------------|-----------|------------|------------|---------------|-------------|
| Favre | 471 | 308 | 3361 | 65.4 | 7.14 | 32 | 6.8 | 21 | 4.5 | 66t | 19/137 | 90.4 |
| Pederson | 2 | 2 | 16 | 100.0 | 8.00 | 0 | 0.0 | 0 | 0.0 | 14 | 0/0 | 100.0 |
| Packers | 473 | 310 | 3377 | 65.5 | 7.14 | 32 | 6.8 | 21 | 4.4 | 66t | 19/137 | 90.5 |
| Opponents | 589 | 326 | 3600 | 55.3 | 6.11 | 18 | 3.1 | 21 | 3.6 | 68t | 34/200 | 69.0 |

| Field Goals | 1-19 | 20-29 | 30-39 | 40-49 | 50+ |
|-------------------|--|--------------|--------------|-------------|------------|
| Longwell | 0/0 | 5/5 | 11/11 | 6/9 | 1/1 |
| Packers | 0/0 | 5/5 | 11/11 | 6/9 | 1/1 |
| Opponents | 0/0 | 10/11 | 10/10 | 8/10 | 2/2 |
| Longwell: | (27G)(46G)(40G,40G)(34G)(1)(50G,41G)(33G)(21G,43G,27G)(45N)(31G,33G)(38G,49N,37G)(24G,38G,35G,45G)(32G)(31G,27G)(33G,40N) | | | | |
| Opponents: | (22G,46G,34G)(22G,52G)(21G,37G)(31G,38G,41G)(27G,58G)(34G,31G,48B)(39G,43G)(47G,37G)(47N,21G)(24G,47G)(28N,24G)(42G,28G,49G,46G,32G)(20G,26G)(31G) | | | | |

| Interceptions | No | Yds | Avg | Long | TD |
|------------------|-----------|------------|-------------|------------|----------|
| Sharper | 5 | 78 | 15.6 | 50 | 0 |
| McKenzie | 4 | 98 | 24.5 | 90t | 1 |
| Harris | 3 | 89 | 29.7 | 56t | 1 |
| *Barnett | 3 | 21 | 7.0 | 14 | 0 |
| Diggs | 2 | 13 | 6.5 | 13 | 0 |
| Hawthorne | 2 | 8 | 4.0 | 8 | 0 |
| Edwards | 1 | 5 | 5.0 | 5 | 0 |
| Anderson | 1 | 3 | 3.0 | 3 | 0 |
| Packers | 21 | 315 | 15.0 | 90t | 2 |
| Opponents | 21 | 429 | 20.4 | 79t | 2 |

| Punting | No | Yds | Avg | TB | In | Lg | B |
|------------------|-----------|-------------|-------------|-----------|-----------|-----------|----------|
| Bidwell | 69 | 2875 | 41.7 | 7 | 16 | 60 | 0 |
| Longwell | 2 | 58 | 29.0 | 1 | 1 | 30 | 0 |
| Packers | 71 | 2933 | 41.3 | 8 | 17 | 60 | 0 |
| Opponents | 83 | 3399 | 41.0 | 11 | 23 | 62 | 1 |

| Punt Returns | Ret | FC | Yds | Avg | Long | TD |
|------------------|-----------|-----------|------------|------------|-----------|----------|
| Chatman | 33 | 18 | 277 | 8.4 | 33 | 0 |
| Harris | 1 | 0 | 0 | 0.0 | 0 | 0 |
| Wilkins | 1 | 0 | 0 | 0.0 | 0 | 0 |
| Packers | 35 | 18 | 277 | 7.9 | 33 | 0 |
| Opponents | 32 | 15 | 316 | 9.9 | 32 | 0 |

| Kickoff Returns | No | Yds | Avg | Long | TD |
|------------------|-----------|-------------|-------------|------------|----------|
| Chatman | 36 | 804 | 22.3 | 46 | 0 |
| Davenport | 16 | 505 | 31.6 | 60 | 0 |
| Ferguson | 7 | 148 | 21.1 | 31 | 0 |
| Henderson | 3 | 33 | 11.0 | 15 | 0 |
| Luchey | 2 | 21 | 10.5 | 12 | 0 |
| Packers | 64 | 1511 | 23.6 | 60 | 0 |
| Opponents | 82 | 1707 | 20.8 | 88t | 1 |

10-6-0, .625, FIRST, NFC NORTH 2004

| Head Coach: | Mike Sherman | GB | Opp | Attend | Site | Starting QB | Temp |
|-------------|-----------------------|----|-----|--------|------|-------------|-----------|
| S 13 | @ Carolina Panthers | W | 24 | 73,656 | BAS | B.Favre | 74 |
| S 19 | Chicago Bears | L | 10 | 70,688 | LF | B.Favre | 74 |
| S 26 | @ Indianapolis Colts | L | 31 | 57,280 | RCA | B.Favre | dome |
| O 3 | New York Giants | L | 7 | 70,623 | LF | B.Favre | 61 |
| O 11 | Tennessee Titans | L | 27 | 48,740 | LF | B.Favre | 50 |
| O 17 | @ Detroit Lions | W | 38 | 62,938 | FdF | B.Favre | dome |
| O 24 | Dallas Cowboys | W | 41 | 20,769 | LF | B.Favre | 55 |
| O 31 | @ Washington Redskins | W | 28 | 89,295 | FxF | B.Favre | 78 |
| N 14 | Minnesota Vikings | W | 34 | 31,706 | LF | B.Favre | 46 |
| N 21 | @ Houston Texans | W | 16 | 13,707 | RtS | B.Favre | dome |
| N 29 | St. Louis Rams | W | 45 | 17,703 | LF | B.Favre | 28 |
| D 5 | @ Philadelphia Eagles | L | 17 | 47,672 | LF | B.Favre | 55 |
| D 12 | Detroit Lions | W | 16 | 13,704 | LF | B.Favre | 33 |
| D 19 | Jacksonville Jaguars | L | 25 | 28,437 | LF | B.Favre | 12 |
| D 24 | @ Minnesota Vikings | W | 34 | 31,643 | MD | B.Favre | dome |
| J 2 | @ Chicago Bears | W | 31 | 14,621 | SF | B.Favre | 44 |
| | | | | 424 | | | 380 |
| | | | | 380 | | | 1,112,569 |

Home: 4-4 (564,400) Away: 6-2 (548,169)

| NFC Wild Card Playoff | | | | | | | |
|-----------------------|-------------------|---|----|----|--------|----|------------|
| J 9 | Minnesota Vikings | L | 17 | 31 | 71,075 | LF | B.Favre 26 |

| | GB | Opp |
|--------------------------|---------|---------|
| Total First Downs | 354 | 307 |
| Rushing | 98 | 92 |
| Passing | 228 | 181 |
| Penalty | 28 | 34 |
| Third Downs | 98/207 | 69/197 |
| Efficiency | 47.3 | 35.0 |
| Fourth Downs | 8/14 | 5/9 |
| Efficiency | 57.1 | 55.6 |
| Possession Avg. | 30:28 | 29:32 |
| Total Net Yards | 6357 | 5541 |
| Avg. Per Game | 397.3 | 346.3 |
| Total Plays | 1053 | 967 |
| Avg. Per Play | 6.0 | 5.7 |
| Net Yards Rushing | 1908 | 1878 |
| Avg. Per Game | 119.3 | 117.4 |
| Total Rushes | 441 | 409 |
| Net Yards Passing | 4449 | 3663 |
| Avg. Per Game | 278.1 | 228.9 |
| Sacked/Yards Lost | 14/101 | 40/280 |
| Gross Yards | 4550 | 3943 |
| Att./Completions | 598/382 | 518/314 |
| Completion Pct. | 63.9 | 60.6 |
| Had Intercepted | 19 | 8 |
| Punts/Average | 66/40.1 | 81/39.2 |
| Net Punting Avg. | 66/33.4 | 81/34.6 |
| Penalties/Yards | 116/950 | 112/942 |
| Fumbles/Ball Lost | 22/10 | 17/7 |
| Touchdowns | 50 | 47 |
| Rushing | 9 | 12 |
| Passing | 36 | 33 |
| Returns | 5 | 2 |

| By Quarter | Q1 | Q2 | Q3 | Q4 | OT | Pts |
|------------|----|-----|-----|-----|----|-----|
| Packers | 57 | 146 | 107 | 114 | 0 | 424 |
| Opponents | 82 | 147 | 58 | 93 | 0 | 380 |

Primary Starters

| | | | |
|----|-------------|-----|-----------------|
| WR | D.Driver | LE | A.Kampman |
| | R.Ferguson | NT | G.Jackson |
| LT | C.Clifton | DT | C.Hunt |
| LG | M.Wahle | | C.Jenkins |
| C | G.Ruegamer | RE | K.Gbaja-Biamila |
| RG | M.Rivera | SLB | H.Navies |
| RT | M.Tauscher | MLB | N.Barnett |
| TE | B.Franks | WLB | N.Diggs |
| WR | J.Walker | LCB | *A.Carroll |
| QB | B.Favre | | M.Hawthorne |
| RB | A.Green | RCB | A.Harris |
| FB | W.Henderson | SS | M.Roman |
| | | FS | D.Sharper |

| | No | Yds | Avg | Long | TD |
|------------------|------------|-------------|------------|-----------|-----------|
| Rushing | 259 | 1163 | 4.5 | 90 | 7 |
| Green | 259 | 1163 | 4.5 | 90 | 7 |
| Davenport | 71 | 359 | 5.1 | 40 | 2 |
| Fisher | 65 | 224 | 3.4 | 24 | 0 |
| W.Williams | 6 | 42 | 7.0 | 28 | 0 |
| Chatman | 4 | 36 | 9.0 | 18 | 0 |
| Favre | 16 | 36 | 2.3 | 17 | 0 |
| Luchey | 10 | 24 | 2.4 | 4 | 0 |
| Pederson | 2 | 15 | 7.5 | 9 | 0 |
| Nall | 3 | 7 | 2.3 | 9 | 0 |
| Driver | 3 | 4 | 1.3 | 14 | 0 |
| O'Sullivan | 2 | -2 | -1.0 | -1 | 0 |
| Packers | 441 | 1908 | 4.3 | 90 | 9 |
| Opponents | 409 | 1878 | 4.6 | 54 | 12 |

| NFC North | W | L | T | Pct | Pts | OP |
|------------------|-----------|----------|----------|-------------|------------|------------|
| Green Bay | 10 | 6 | 0 | .625 | 424 | 380 |
| Minnesota | 8 | 8 | 0 | .500 | 405 | 395 |
| Detroit | 6 | 10 | 0 | .375 | 296 | 350 |
| Chicago | 5 | 11 | 0 | .312 | 231 | 331 |

| Receiving | No | Yds | Avg | Long | TD |
|------------------|------------|-------------|-------------|-----------|-----------|
| Walker | 89 | 1382 | 15.5 | 79 | 12 |
| Driver | 84 | 1208 | 14.4 | 50 | 9 |
| Green | 40 | 275 | 6.9 | 48 | 1 |
| Fisher | 38 | 277 | 7.3 | 25 | 2 |
| Franks | 34 | 361 | 10.6 | 29 | 7 |
| Henderson | 34 | 239 | 7.0 | 38 | 3 |
| Ferguson | 24 | 367 | 15.3 | 48 | 1 |
| Chatman | 22 | 246 | 11.2 | 21 | 1 |
| Martin | 5 | 88 | 17.6 | 35 | 0 |
| Steele | 4 | 42 | 10.5 | 27 | 0 |
| Davenport | 4 | 33 | 8.3 | 12 | 0 |
| Luchey | 2 | 20 | 10.0 | 11 | 0 |
| *Thurman | 2 | 12 | 6.0 | 9 | 0 |
| Packers | 382 | 4550 | 11.9 | 79 | 36 |
| Opponents | 314 | 3943 | 12.6 | 68 | 33 |

Sacks: Gbaja-Biamila 13.5, Jenkins 4.5, Kampman 4.5, Roman 3.5, Barnett 3.0, Truluck 2.5, *Carroll 2.0, Hunt 2.0, Diggs 1.0, G.Jackson 1.0, Lee 1.0, *C.Williams 1.0, Navies 0.5, Packers 40.0, Opponents 14.0

* - rookie

| Passing | Att | Cmp | Yds | Cmp% | Yds/Att | TD | TD% | Int | Int% | LG | Sck/Yds | Rtng |
|------------------|------------|------------|-------------|-------------|-------------|-----------|------------|-----------|------------|-----------|---------------|-------------|
| Favre | 540 | 346 | 4088 | 64.1 | 7.57 | 30 | 5.6 | 17 | 3.1 | 79 | 12/93 | 92.4 |
| Nall | 33 | 23 | 314 | 69.7 | 9.52 | 4 | 12.1 | 0 | 0.0 | 43 | 2/8 | 139.4 |
| Pederson | 23 | 11 | 120 | 47.8 | 5.22 | 0 | 0.0 | 2 | 8.7 | 24 | 0/0 | 27.4 |
| Fisher | 1 | 1 | 8 | 100.0 | 8.00 | 1 | 100.0 | 0 | 0.0 | 8 | 0/0 | 139.6 |
| Green | 1 | 1 | 20 | 100.0 | 20.00 | 1 | 100.0 | 0 | 0.0 | 20 | 0/0 | 158.3 |
| Packers | 598 | 382 | 4550 | 63.9 | 7.61 | 36 | 6.0 | 19 | 3.2 | 79 | 14/101 | 93.8 |
| Opponents | 518 | 314 | 3943 | 60.6 | 7.61 | 33 | 6.4 | 8 | 1.5 | 68 | 40/280 | 99.1 |

| Scoring | TD | Ru | Pa | Rt | PAT | FG | S | PTS |
|------------------|-----------|-----------|-----------|----------|--------------|--------------|----------|------------|
| Longwell | 0 | 0 | 0 | 0 | 48/48 | 24/28 | 0 | 120 |
| Walker | 12 | 0 | 12 | 0 | 0 | 0 | 0 | 72 |
| Driver | 9 | 0 | 9 | 0 | 0 | 0 | 0 | 56 |
| Green | 8 | 7 | 1 | 0 | 0 | 0 | 0 | 48 |
| Franks | 7 | 0 | 7 | 0 | 0 | 0 | 0 | 42 |
| Henderson | 3 | 0 | 3 | 0 | 0 | 0 | 0 | 18 |
| Sharper | 3 | 0 | 3 | 0 | 0 | 0 | 0 | 18 |
| Davenport | 2 | 2 | 0 | 0 | 0 | 0 | 0 | 12 |
| Fisher | 2 | 0 | 2 | 0 | 0 | 0 | 0 | 12 |
| Ferguson | 1 | 0 | 1 | 0 | 0 | 0 | 0 | 8 |
| *Carroll | 1 | 0 | 1 | 0 | 0 | 0 | 0 | 6 |
| Chatman | 1 | 0 | 1 | 0 | 0 | 0 | 0 | 6 |
| Hawthorne | 1 | 0 | 1 | 0 | 0 | 0 | 0 | 6 |
| Packers | 50 | 9 | 36 | 5 | 48/48 | 24/28 | 0 | 424 |
| Opponents | 47 | 12 | 33 | 2 | 47/47 | 17/25 | 0 | 380 |

2-Point Conversions: Ferguson, Driver, Packers 2-2, Opponents 0-0

| Field Goals | 1-19 | 20-29 | 30-39 | 40-49 | 50+ |
|------------------|------------|------------|------------|-------------|------------|
| Longwell | 0/0 | 8/8 | 8/9 | 6/8 | 2/3 |
| Packers | 0/0 | 8/8 | 8/9 | 6/8 | 2/3 |
| Opponents | 0/0 | 5/5 | 5/8 | 7/12 | 0/0 |

Longwell: (41G)(25G,45N)(38G,52N)(39G,53G)(50G)(26G,40G)(37G,39G)(43G,33G)(49N,23G,39G,46G)(27G)(40G)(36G,28G,23G)(35G,31N)(42G,29G)(20G)

Opponents: (45N)(45G)(49N,30N,33N)(36G,38G,42B)(48G)(46G,24G)(35N)(21G)(40N,46G,40G)(42N,32G)(22G,45G,47G,22G)(31G,36G)(29G)(1)

| Interceptions | No | Yds | Avg | Long | TD |
|------------------|-----------|------------|-------------|-----------|----------|
| Sharper | 4 | 97 | 24.3 | 43 | 2 |
| Harris | 1 | 29 | 29.0 | 29 | 0 |
| Joe | 1 | 23 | 23.0 | 23 | 0 |
| Barnett | 1 | 16 | 16.0 | 16 | 0 |
| *Carroll | 1 | 0 | 0.0 | 0 | 0 |
| Packers | 8 | 165 | 20.6 | 43 | 2 |
| Opponents | 19 | 166 | 8.7 | 31 | 1 |

| Punting | No | Yds | Avg | TB | In | LG | B |
|------------------|-----------|-------------|-------------|----------|-----------|-----------|----------|
| Barker | 66 | 2644 | 40.1 | 7 | 16 | 64 | 0 |
| Packers | 66 | 2644 | 40.1 | 7 | 16 | 64 | 0 |
| Opponents | 81 | 3176 | 39.2 | 6 | 31 | 58 | 0 |

| Punt Returns | Ret | FC | Yds | Avg | Long | TD |
|------------------|-----------|-----------|------------|------------|-----------|----------|
| Chatman | 32 | 27 | 245 | 7.7 | 28 | 0 |
| Sharper | 1 | 0 | 9 | 9.0 | 9 | 0 |
| Packers | 33 | 27 | 254 | 7.7 | 28 | 0 |
| Opponents | 34 | 10 | 301 | 8.9 | 40 | 0 |

| Kickoff Returns | No | Yds | Avg | Long | TD |
|------------------|-----------|-------------|-------------|-----------|----------|
| Chatman | 25 | 565 | 22.6 | 59 | 0 |
| Ferguson | 21 | 526 | 25.0 | 71 | 0 |
| Davenport | 14 | 286 | 20.4 | 27 | 0 |
| *Thurman | 3 | 59 | 19.7 | 28 | 0 |
| *Carroll | 2 | 31 | 15.5 | 16 | 0 |
| Henderson | 2 | 16 | 8.0 | 10 | 0 |
| Whitley | 2 | 33 | 16.5 | 20 | 0 |
| Peterson | 1 | 6 | 6.0 | 6 | 0 |
| Packers | 70 | 1522 | 21.7 | 71 | 0 |
| Opponents | 79 | 1594 | 20.2 | 58 | 0 |

COMMUNITY
ADMIN. & COACHES
VETERANS
DRAFT & FREE AGENTS
2016 REVIEW
2004

LAMBEAU FIELD
MISC.

2005 4-12-0, .250, FOURTH, NFC NORTH

COMMUNITY
 ADMIN. & COACHES
 VETERANS
 DRAFT & FREE AGENTS
 2016 REVIEW
 2005

| Head Coach: | Mike Sherman | GB | Opp | Attend | Site | Starting QB | Temp |
|----------------------------|--------------|----------------------------|-----|--------------|------|-------------|------|
| S 11 @ Detroit Lions | L | 3 | 17 | 61,877 | FdF | B.Favre | dome |
| S 18 Cleveland Browns | L | 24 | 26 | 70,400 | LF | B.Favre | 76 |
| S 25 Tampa Bay Buccaneers | L | 16 | 17 | 70,518 | LF | B.Favre | 65 |
| O 3 @ Carolina Panthers | L | 29 | 32 | 73,657 | BAS | B.Favre | 75 |
| O 9 New Orleans Saints | W | 52 | 3 | 70,580 | LF | B.Favre | 52 |
| O 23 @ Minnesota Vikings | L | 20 | 23 | 64,278 | MD | B.Favre | dome |
| O 30 @ Cincinnati Bengals | L | 14 | 21 | 65,940 | PBS | B.Favre | 58 |
| N 6 Pittsburgh Steelers | L | 10 | 20 | 70,607 | LF | B.Favre | 49 |
| N 13 @ Atlanta Falcons | W | 33 | 25 | 71,001 | GD | B.Favre | dome |
| N 21 Minnesota Vikings | L | 17 | 20 | 70,610 | LF | B.Favre | 36 |
| N 27 @ Philadelphia Eagles | L | 14 | 19 | 67,665 | LFF | B.Favre | 50 |
| D 4 @ Chicago Bears | L | 7 | 19 | 62,177 | SF | B.Favre | 26 |
| D 11 Detroit Lions | W | 16 | 13 | 70,019 | LF | B.Favre | 14 |
| D 19 @ Baltimore Ravens | L | 3 | 48 | 70,604 | MTS | B.Favre | 29 |
| D 25 Chicago Bears | L | 17 | 24 | 69,757 | LF | B.Favre | 34 |
| J 1 Seattle Seahawks | W | 23 | 17 | 69,928 | LF | B.Favre | 34 |
| | | 298 | 344 | 1,099,618 | | | |
| Home: 3-5 (562,419) | | Away: 1-7 (537,199) | | + — overtime | | | |

| Scoring | TDR | Pa | Rt | PAT | FG | S | PTS |
|------------------|-----------|-----------|-----------|--------------|--------------|--------------|------------|
| Longwell | 0 | 0 | 0 | 30/31 | 20/27 | 0 | 90 |
| *Gado | 7 | 6 | 1 | 0 | 0 | 0 | 42 |
| Driver | 5 | 0 | 5 | 0 | 0 | 0 | 30 |
| Chatman | 5 | 0 | 4 | 1 | 0 | 0 | 30 |
| Martin | 3 | 0 | 3 | 0 | 0 | 0 | 20 |
| Ferguson | 3 | 0 | 3 | 0 | 0 | 0 | 20 |
| Davenport | 2 | 2 | 0 | 0 | 0 | 0 | 12 |
| Fisher | 2 | 1 | 1 | 0 | 0 | 0 | 12 |
| *Herron | 2 | 2 | 0 | 0 | 0 | 0 | 12 |
| D.Lee | 2 | 0 | 2 | 0 | 0 | 0 | 12 |
| Barnett | 1 | 0 | 0 | 1 | 0 | 0 | 6 |
| Franks | 1 | 0 | 1 | 0 | 0 | 0 | 6 |
| Harris | 1 | 0 | 0 | 1 | 0 | 0 | 6 |
| Packers | 34 | 11 | 20 | 3 | 30/31 | 20/27 | 298 |
| Opponents | 37 | 12 | 5 | 33/35 | 29/34 | 0 | 344 |

2-Point Conversions: Martin, Ferguson, Packers 2-3, Opponents 1-2

| | GB | Opp | Rushing | No | Yds | Avg | Long | TD |
|--------------------------|---------|---------|------------------|------------|-------------|------------|------------|-----------|
| Total First Downs | 318 | 280 | *Gado | 143 | 582 | 4.1 | 64t | 6 |
| Rushing | 76 | 107 | Green | 77 | 255 | 3.3 | 13 | 0 |
| Passing | 206 | 143 | Fisher | 60 | 173 | 2.9 | 17 | 1 |
| Penalty | 36 | 30 | *Herron | 45 | 121 | 2.7 | 17 | 2 |
| Third Downs | 91/221 | 74/206 | Davenport | 30 | 105 | 3.5 | 24 | 2 |
| Efficiency | 41.2 | 35.9 | Favre | 18 | 62 | 3.4 | 20 | 0 |
| Fourth Downs | 9/19 | 3/8 | Chatman | 8 | 34 | 4.3 | 11 | 0 |
| Efficiency | 47.4 | 37.5 | R.Lee | 11 | 16 | 1.5 | 4 | 0 |
| Possession Avg. | 30:48 | 29:12 | Driver | 2 | 13 | 6.5 | 9 | 0 |
| Total Net Yards | 5118 | 4690 | *Rodgers | 2 | 7 | 3.5 | 8 | 0 |
| Avg. Per Game | 319.9 | 293.1 | Henderson | 1 | -5 | -5.0 | -5 | 0 |
| Total Plays | 1051 | 969 | Sander | 1 | -11 | -11.0 | -11 | 0 |
| Avg. Per Play | 4.9 | 4.8 | Packers | 398 | 1352 | 3.4 | 64t | 11 |
| Net Yards Rushing | 1352 | 2010 | Opponents | 504 | 2010 | 4.0 | 43 | 10 |
| Avg. Per Game | 84.5 | 125.6 | | | | | | |
| Total Rushes | 398 | 504 | | | | | | |
| Net Yards Passing | 3766 | 2680 | | | | | | |
| Avg. Per Game | 235.4 | 167.5 | | | | | | |
| Sacked/Yards Lost | 27/198 | 35/196 | | | | | | |
| Gross Yards | 3964 | 2876 | | | | | | |
| Att./Completions | 626/383 | 430/252 | | | | | | |
| Completion Pct. | 61.2 | 58.6 | | | | | | |
| Had Intercepted | 30 | 10 | | | | | | |
| Punts/Average | 70/38.9 | 85/42.3 | | | | | | |
| Net Punting Avg. | 70/33.5 | 85/36.9 | | | | | | |
| Penalties/Yards | 119/918 | 98/975 | | | | | | |
| Fumbles/Ball Lost | 31/15 | 33/11 | | | | | | |
| Touchdowns | 34 | 37 | | | | | | |
| Rushing | 11 | 10 | | | | | | |
| Passing | 20 | 22 | | | | | | |
| Returns | 3 | 5 | | | | | | |

| NFC North | W | L | T | Pct | Pts | OP |
|------------------|----------|-----------|----------|-------------|------------|------------|
| Chicago | 11 | 5 | 0 | .688 | 260 | 202 |
| Minnesota | 9 | 7 | 0 | .532 | 306 | 344 |
| Detroit | 5 | 11 | 0 | .312 | 254 | 345 |
| Green Bay | 4 | 12 | 0 | .250 | 298 | 344 |

| | GB | Opp | Receiving | No | Yds | Avg | Long | TD |
|------------------|------------|-------------|-------------|------------|-----------|-----|------|----|
| Driver | 86 | 1221 | 14.2 | 59 | 5 | | | |
| Chatman | 49 | 549 | 11.2 | 25 | 4 | | | |
| Fisher | 48 | 347 | 7.2 | 15 | 1 | | | |
| D.Lee | 33 | 294 | 8.9 | 27 | 2 | | | |
| Henderson | 30 | 264 | 8.8 | 32 | 0 | | | |
| Ferguson | 27 | 366 | 13.6 | 51 | 3 | | | |
| Martin | 27 | 224 | 8.3 | 21t | 3 | | | |
| Franks | 25 | 207 | 8.3 | 24 | 1 | | | |
| Green | 19 | 147 | 7.7 | 20 | 0 | | | |
| *Gado | 10 | 77 | 7.7 | 30 | 1 | | | |
| Thurman | 7 | 92 | 13.1 | 33 | 0 | | | |
| *Murphy | 5 | 36 | 7.2 | 12 | 0 | | | |
| Leach | 5 | 19 | 3.8 | 9 | 0 | | | |
| Gardner | 4 | 67 | 16.8 | 33 | 0 | | | |
| Walker | 4 | 27 | 6.8 | 9 | 0 | | | |
| Davenport | 2 | 3 | 1.5 | 2 | 0 | | | |
| W.Williams | 1 | 19 | 19.0 | 19 | 0 | | | |
| R.Lee | 1 | 5 | 5.0 | 5 | 0 | | | |
| Packers | 383 | 3964 | 10.3 | 59 | 20 | | | |
| Opponents | 252 | 2876 | 11.4 | 80t | 22 | | | |

| | GB | Opp | Yds | Avg | Long | TD |
|------------------|----------|-----------|------------|------------|------------|----|
| Chicago | 11 | 5 | 688 | 260 | 202 | |
| Minnesota | 9 | 7 | 532 | 306 | 344 | |
| Detroit | 5 | 11 | 312 | 254 | 345 | |
| Green Bay | 4 | 12 | 250 | 298 | 344 | |

| | GB | Opp | Yds | Avg | Long | TD |
|------------------|------------|-------------|-------------|------------|-----------|----|
| Driver | 86 | 1221 | 14.2 | 59 | 5 | |
| Chatman | 49 | 549 | 11.2 | 25 | 4 | |
| Fisher | 48 | 347 | 7.2 | 15 | 1 | |
| D.Lee | 33 | 294 | 8.9 | 27 | 2 | |
| Henderson | 30 | 264 | 8.8 | 32 | 0 | |
| Ferguson | 27 | 366 | 13.6 | 51 | 3 | |
| Martin | 27 | 224 | 8.3 | 21t | 3 | |
| Franks | 25 | 207 | 8.3 | 24 | 1 | |
| Green | 19 | 147 | 7.7 | 20 | 0 | |
| *Gado | 10 | 77 | 7.7 | 30 | 1 | |
| Thurman | 7 | 92 | 13.1 | 33 | 0 | |
| *Murphy | 5 | 36 | 7.2 | 12 | 0 | |
| Leach | 5 | 19 | 3.8 | 9 | 0 | |
| Gardner | 4 | 67 | 16.8 | 33 | 0 | |
| Walker | 4 | 27 | 6.8 | 9 | 0 | |
| Davenport | 2 | 3 | 1.5 | 2 | 0 | |
| W.Williams | 1 | 19 | 19.0 | 19 | 0 | |
| R.Lee | 1 | 5 | 5.0 | 5 | 0 | |
| Packers | 383 | 3964 | 10.3 | 59 | 20 | |
| Opponents | 252 | 2876 | 11.4 | 80t | 22 | |

Sacks: Gbaja-Biamila 8.0, Kampman 6.5, Harris 3.0, Jenkins 3.0, Peterson 3.0, Cole 2.0, *Poppinga 2.0, C.Williams 2.0, Lenon 1.5, Barnett 1.0, Jackson 1.0, *Montgomery 1.0, Packers 35.0, Opponents 27.0

| Field Goals | 1-19 | 20-29 | 30-39 | 40-49 | 50+ |
|------------------|------------|--------------|--------------|-------------|------------|
| Longwell | 0/0 | 7/7 | 6/10 | 3/5 | 4/5 |
| Packers | 0/0 | 7/7 | 6/10 | 3/5 | 4/5 |
| Opponents | 1/1 | 11/11 | 10/10 | 6/10 | 1/2 |

| Interceptions | No | Yds | Avg | Long | TD |
|------------------|-----------|------------|-------------|------------|----------|
| Harris | 3 | 30 | 10.0 | 22t | 1 |
| Carroll | 2 | 38 | 19.0 | 38 | 0 |
| Roman | 2 | 18 | 9.0 | 12 | 0 |
| Barnett | 1 | 95 | 95.0 | 95t | 1 |
| R.Thomas | 1 | 24 | 24.0 | 24 | 0 |
| *Collins | 1 | 0 | 0.0 | 0 | 0 |
| Packers | 10 | 205 | 20.5 | 95t | 2 |
| Opponents | 30 | 370 | 12.3 | 95 | 3 |

| Punting | No | Yds | Avg | TB | In | Lg | B |
|------------------|-----------|-------------|-------------|----------|-----------|-----------|----------|
| Sander | 64 | 2508 | 39.2 | 2 | 11 | 53 | 0 |
| Flinn | 6 | 218 | 36.3 | 0 | 0 | 42 | 0 |
| Packers | 70 | 2726 | 38.9 | 2 | 11 | 53 | 0 |
| Opponents | 85 | 3597 | 42.3 | 4 | 29 | 63 | 0 |

| Punt Returns | Ret | FC | Yds | Avg | Long | TD |
|------------------|-----------|-----------|------------|------------|------------|----------|
| Chatman | 45 | 18 | 381 | 8.5 | 85t | 1 |
| Packers | 45 | 18 | 381 | 8.5 | 85t | 1 |
| Opponents | 49 | 12 | 339 | 6.9 | 49 | 0 |

| Kickoff Returns | No | Yds | Avg | Long | TD |
|------------------|-----------|-------------|-------------|-----------|----------|
| Carroll | 19 | 390 | 20.5 | 57 | 0 |
| R.Lee | 15 | 319 | 21.3 | 35 | 0 |
| Davenport | 10 | 189 | 18.9 | 27 | 0 |
| Thurman | 8 | 136 | 17.0 | 23 | 0 |
| Chatman | 5 | 91 | 18.2 | 33 | 0 |
| *Murphy | 5 | 91 | 18.2 | 29 | 0 |
| Jones | 4 | 80 | 20.0 | 25 | 0 |
| Leach | 3 | 39 | 13.0 | 20 | 0 |
| Ferguson | 2 | 44 | 22.0 | 22 | 0 |
| Henderson | 2 | 20 | 10.0 | 10 | 0 |
| C.Williams | 1 | 14 | 14.0 | 14 | 0 |
| Peterson | 1 | 5 | 5.0 | 5 | 0 |
| Packers | 75 | 1418 | 18.9 | 57 | 0 |
| Opponents | 65 | 1404 | 21.6 | 73 | 0 |

* — rookie

Primary Starters

| | | | |
|----|---------------|---------|-----------------|
| WR | R.Ferguson | LE | A.Kampman |
| LT | C.Clifton | LT | G.Jackson |
| LG | A.Klemm | RT | C.Jenkins |
| | S.Wells | RE | K.Gbaja-Biamila |
| C | M.Flanagan | SLB | P.Lenon |
| RG | *W.Whitticker | R | N.Diggs |
| RT | M.Tauscher | MLB | N.Barnett |
| TE | B.Franks | WLB | R.Thomas |
| | D.Martin | P.Lenon | P.Lenon |
| WR | D.Driver | LCB | A.Carroll |
| QB | B.Favre | RCB | A.Harris |
| RB | A.Green (5) | SS | M.Roman |
| | *S.Gado (5) | FS | *N.Collins |
| | T.Fisher (4) | | |
| FB | W.Henderson | | |
| | V.Leach | | |

| Passing | Att | Cmp | Yds | Cmp% | Yds/Att | TD | TD% | Int | Int% | LG | Sck/Yds | Rtg |
|----------|-----|-----|------|------|---------|----|-----|-----|------|----|---------|------|
| Favre | 607 | 372 | 3881 | 61.3 | 6.39 | 20 | 3.3 | 19 | 4.8 | 59 | 24/170 | 70.9 |
| *Rodgers | 16 | 9 | 65 | 56.3 | | | | | | | | |

8-8-0, .500, SECOND, NFC NORTH 2006

| Head Coach: | Mike McCarthy | GB | Opp | Attend | Site | Starting QB | Temp | |
|---------------------|-----------------------|---------------------|-----|--------|--------|-------------|---------|------|
| S 10 | Chicago Bears | L | 0 | 26 | 70,918 | LF | B.Favre | 62 |
| S 17 | New Orleans Saints | L | 27 | 34 | 70,602 | LF | B.Favre | 78 |
| S 24 | @ Detroit Lions | W | 31 | 24 | 61,095 | FdF | B.Favre | dome |
| O 2 | @ Philadelphia Eagles | L | 9 | 31 | 69,222 | LFF | B.Favre | 59 |
| O 8 | St. Louis Rams | L | 20 | 23 | 70,804 | LF | B.Favre | 69 |
| O 22 | @ Miami Dolphins | W | 34 | 24 | 73,548 | DS | B.Favre | 86 |
| O 29 | Arizona Cardinals | W | 31 | 14 | 70,809 | LF | B.Favre | 45 |
| N 5 | @ Buffalo Bills | L | 10 | 24 | 72,205 | RWS | B.Favre | 47 |
| N 12 | @ Minnesota Vikings | W | 23 | 17 | 63,924 | MD | B.Favre | dome |
| N 19 | New England Patriots | L | 0 | 35 | 70,753 | LF | B.Favre | 41 |
| N 27 | @ Seattle Seahawks | L | 24 | 34 | 68,256 | OF | B.Favre | 34 |
| D 3 | New York Jets | L | 10 | 38 | 70,527 | LF | B.Favre | 19 |
| D 10 | @ San Francisco 49ers | W | 30 | 19 | 68,539 | MP | B.Favre | 62 |
| D 17 | Detroit Lions | W | 17 | 9 | 70,472 | LF | B.Favre | 41 |
| D 21 | Minnesota Vikings | W | 9 | 7 | 70,864 | LF | B.Favre | 36 |
| D 31 | @ Chicago Bears | W | 26 | 7 | 62,287 | SF | B.Favre | 50 |
| | | 301 | | 366 | | 1,104,825 | | |
| Home: 3-5 (565,749) | | Away: 5-3 (539,076) | | | | | | |

| | GB | Opp | Rushing | No | Yds | Avg | Long | TD |
|--------------------------|-----------|-----------|------------------|------------|-------------|------------|------------|-----------|
| Total First Downs | 301 | 291 | Green | 266 | 1059 | 4.0 | 701 | 5 |
| Rushing | 93 | 95 | Morency | 91 | 421 | 4.6 | 39 | 2 |
| Passing | 185 | 169 | Herron | 37 | 150 | 4.1 | 19 | 1 |
| Penalty | 23 | 27 | Favre | 23 | 29 | 1.3 | 14 | 1 |
| Third Downs | 94/240 | 70/215 | Driver | 7 | 16 | 2.3 | 16 | 0 |
| Efficiency | 39.2 | 32.6 | Rodgers | 2 | 11 | 5.5 | 6 | 0 |
| Fourth Downs | 7/17 | 13/21 | *I.Martin | 2 | -5 | -2.5 | -2 | 0 |
| Efficiency | 41.2 | 61.9 | Gado | 2 | -7 | -3.5 | -3 | 0 |
| Possession Avg. | 30:45 | 29:15 | Ryan | 1 | -11 | -11.0 | -11 | 0 |
| Total Net Yards | 5458 | 5134 | Packers | 431 | 1663 | 3.9 | 701 | 9 |
| Avg. Per Game | 341.1 | 320.9 | Opponents | 441 | 1825 | 4.1 | 72 | 12 |
| Total Plays | 1085 | 1002 | | | | | | |
| Avg. Per Play | 5.0 | 5.1 | | | | | | |
| Net Yards Rushing | 1663 | 1825 | | | | | | |
| Avg. Per Game | 103.9 | 114.1 | | | | | | |
| Total Rushes | 431 | 441 | | | | | | |
| Net Yards Passing | 3795 | 3309 | | | | | | |
| Avg. Per Game | 237.2 | 206.8 | | | | | | |
| Sacked/Yards Lost | 24/152 | 46/337 | | | | | | |
| Gross Yards | 3947 | 3646 | | | | | | |
| Att./Completions | 630/350 | 515/286 | | | | | | |
| Completion Pct. | 55.6 | 55.5 | | | | | | |
| Had Intercepted | 18 | 23 | | | | | | |
| Punts/Average | 84/44.5 | 83/44.6 | | | | | | |
| Net Punting Avg. | 84/35.7 | 83/37.9 | | | | | | |
| Penalties/Yards | 90/689 | 97/710 | | | | | | |
| Fumbles/Ball Lost | 25/15 | 29/10 | | | | | | |
| Touchdowns | 32 | 41 | | | | | | |
| Rushing | 9 | 12 | | | | | | |
| Passing | 18 | 25 | | | | | | |
| Returns | 5 | 4 | | | | | | |
| By Quarter | Q1 | Q2 | Q3 | Q4 | OT | Pts | | |
| Packers | 87 | 79 | 62 | 73 | 0 | 301 | | |
| Opponents | 64 | 115 | 84 | 103 | 0 | 366 | | |

| NFC North | W | L | T | Pct | Pts | OP |
|------------------|----------|----------|----------|-------------|------------|------------|
| Chicago | 13 | 3 | 0 | .812 | 427 | 255 |
| Green Bay | 8 | 8 | 0 | .500 | 301 | 366 |
| Minnesota | 6 | 10 | 0 | .375 | 282 | 327 |
| Detroit | 3 | 13 | 0 | .188 | 305 | 398 |

| Receiving | No | Yds | Avg | Long | TD |
|------------------|------------|-------------|-------------|------------|-----------|
| Driver | 92 | 1295 | 14.1 | 821 | 8 |
| Green | 46 | 373 | 8.1 | 20 | 1 |
| *Jennings | 45 | 632 | 14.0 | 751 | 3 |
| Herron | 29 | 211 | 7.3 | 16 | 2 |
| Franks | 25 | 232 | 9.3 | 19 | 0 |
| R.Martin | 21 | 358 | 17.0 | 361 | 1 |
| D.Martin | 21 | 198 | 9.4 | 23 | 2 |
| Morency | 16 | 112 | 7.0 | 29 | 0 |
| Henderson | 12 | 62 | 5.2 | 13 | 0 |
| Lee | 10 | 150 | 15.0 | 32 | 0 |
| Holiday | 9 | 126 | 14.0 | 35 | 0 |
| Miree | 9 | 57 | 6.3 | 20 | 0 |
| Robinson | 7 | 89 | 12.7 | 24 | 0 |
| Ferguson | 5 | 31 | 6.2 | 10 | 1 |
| *Francis | 2 | 16 | 8.0 | 12 | 0 |
| Gado | 1 | 5 | 5.0 | 5 | 0 |
| Packers | 350 | 3947 | 11.3 | 821 | 18 |
| Opponents | 286 | 3646 | 12.7 | 751 | 25 |

Sacks: Kampman 15.5, Williams 7, Jenkins 6.5, Gbaja-Biamila 6, *Hawk 3.5, Barnett 2, Montgomery 1.5, Carroll 1, Cole 1, Poppinga 1, Woodson 1, Packers 46.0, Opponents 24.0

* - rookie

| Passing | Att | Cmp | Yds | Cmp% | Yds/Att | TD | TD% | Int | Int% | LG | Sck/Yds | Rtg |
|------------------|------------|------------|-------------|-------------|-------------|-----------|------------|-----------|------------|------------|---------------|-------------|
| Favre | 613 | 343 | 3885 | 56.0 | 6.34 | 18 | 2.9 | 18 | 2.9 | 821 | 21/134 | 72.7 |
| Rodgers | 15 | 6 | 46 | 40.0 | 3.07 | 0 | 0.0 | 0 | 0.0 | 16 | 3/18 | 48.2 |
| Holiday | 1 | 0 | 0 | 0.0 | 0.00 | 0 | 0.0 | 0 | 0.0 | 0 | 0/0 | 39.6 |
| Ryan | 1 | 1 | 16 | 100.0 | 16.00 | 0 | 0.0 | 0 | 0.0 | 16 | 0/0 | 118.8 |
| Packers | 630 | 350 | 3947 | 55.6 | 6.27 | 18 | 2.9 | 18 | 2.9 | 821 | 24/152 | 72.1 |
| Opponents | 515 | 286 | 3646 | 55.5 | 7.08 | 25 | 4.9 | 23 | 4.5 | 751 | 46/337 | 75.4 |

| Scoring | TD Ru | Pa | Rt | PAT | FG | S | PTS | |
|------------------|-----------|-----------|-----------|----------|--------------|--------------|----------|------------|
| Rayner | 0 | 0 | 0 | 31/32 | 26/35 | 0 | 109 | |
| Driver | 8 | 0 | 0 | 0 | 0 | 0 | 48 | |
| Green | 6 | 5 | 1 | 0 | 0 | 0 | 36 | |
| Herron | 3 | 1 | 2 | 0 | 0 | 0 | 18 | |
| *Jennings | 3 | 0 | 3 | 0 | 0 | 0 | 18 | |
| D.Martin | 2 | 0 | 2 | 0 | 0 | 0 | 12 | |
| Morency | 2 | 2 | 0 | 0 | 0 | 0 | 12 | |
| Collins | 1 | 0 | 1 | 0 | 0 | 0 | 6 | |
| Dendy | 1 | 0 | 1 | 0 | 0 | 0 | 6 | |
| Favre | 1 | 1 | 0 | 0 | 0 | 0 | 6 | |
| Ferguson | 1 | 0 | 1 | 0 | 0 | 0 | 6 | |
| *Hodge | 1 | 0 | 1 | 0 | 0 | 0 | 6 | |
| Manuel | 1 | 0 | 1 | 0 | 0 | 0 | 6 | |
| R.Martin | 1 | 0 | 1 | 0 | 0 | 0 | 6 | |
| Woodson | 1 | 0 | 1 | 0 | 0 | 0 | 6 | |
| Packers | 32 | 9 | 18 | 5 | 31/32 | 26/35 | 0 | 301 |
| Opponents | 41 | 12 | 5 | 4 | 38/38 | 26/27 | 0 | 366 |

2-Point Conversions: Packers 0-0, Opponents 2-3

| Field Goals | 1-19 | 20-29 | 30-39 | 40-49 | 50+ |
|---|------------|--------------|------------|--------------|------------|
| Rayner | 0/0 | 11/12 | 6/9 | 8/11 | 1/3 |
| Packers | 0/0 | 11/12 | 6/9 | 8/11 | 1/3 |
| Opponents | 0/0 | 8/8 | 7/7 | 11/11 | 0/1 |
| Rayner: (53N)(24G,36G)(24G)(23G,54G,46G,54N)(27G,45N,32G)(42G,34G)(42G)(49G)(20G,24G,29G)(44N)(28B,34G)(40N,34G)(23G,44G,21G)(24G)(38G,38B,34N,44G,44G)(32N,25G,46G) | | | | | |
| Opponents: (40G,39G,28G,30G)(45G,47G)(40G)(40G)(31G,26G,20G)(32G,40G,45G,52N)(28G)(34G)(45G,41G,37G,28G)(24G)(24G,36G)(42G,42G,23G)(0) | | | | | |

| Interceptions | No | Yds | Avg | Long | TD |
|------------------|-----------|------------|-------------|------------|----------|
| Woodson | 8 | 61 | 7.6 | 231 | 2 |
| Collins | 3 | 68 | 22.7 | 55t | 1 |
| Harris | 3 | 39 | 13.0 | 34 | 0 |
| Dendy | 3 | 37 | 12.3 | 30t | 1 |
| *Hawk | 2 | 31 | 15.5 | 25 | 0 |
| Barnett | 2 | 3 | 1.5 | 3 | 0 |
| Manuel | 1 | 29 | 29.0 | 29 | 0 |
| Poppinga | 1 | 21 | 21.0 | 21 | 0 |
| Packers | 23 | 289 | 12.6 | 55t | 4 |
| Opponents | 18 | 201 | 11.2 | 76 | 2 |

| Punting | No | Yds | Avg | TB | In | Lg | B |
|------------------|-----------|-------------|-------------|-----------|-----------|-----------|----------|
| Ryan | 84 | 3739 | 44.5 | 12 | 17 | 66 | 0 |
| Packers | 84 | 3739 | 44.5 | 12 | 17 | 66 | 0 |
| Opponents | 83 | 3704 | 44.6 | 7 | 22 | 65 | 0 |

| Punt Returns | Ret | FC | Yds | Avg | Long | TD |
|------------------|-----------|----------|------------|------------|------------|----------|
| Woodson | 41 | 2 | 363 | 8.9 | 40 | 0 |
| *Bodiford | 6 | 1 | 25 | 4.2 | 16 | 0 |
| *Jennings | 5 | 0 | 29 | 5.8 | 10 | 0 |
| R.Martin | 1 | 0 | -2 | -2.0 | -2 | 0 |
| Packers | 53 | 3 | 415 | 7.8 | 40 | 0 |
| Opponents | 45 | 4 | 503 | 9.1 | 84t | 1 |

| Kickoff Returns | No | Yds | Avg | Long | TD |
|------------------|-----------|-------------|-------------|-----------|----------|
| Morency | 31 | 670 | 21.6 | 35 | 0 |
| Robinson | 12 | 253 | 21.1 | 31 | 0 |
| Herron | 8 | 143 | 17.9 | 23 | 0 |
| *Bodiford | 5 | 81 | 16.2 | 22 | 0 |
| Ferguson | 5 | 110 | 22.0 | 26 | 0 |
| Henderson | 4 | 41 | 10.3 | 16 | 0 |
| Gado | 3 | 57 | 19.0 | 23 | 0 |
| Montgomery | 1 | 14 | 14.0 | 14 | 0 |
| Woodson | 1 | 10 | 10.0 | 10 | 0 |
| Packers | 70 | 1379 | 19.7 | 35 | 0 |
| Opponents | 60 | 1348 | 22.5 | 61 | 0 |

| Primary Starters | | | |
|------------------|-------------|-----|-----------------|
| WR | *G.Jennings | LE | A.Kampman |
| LT | C.Clifton | LT | C.Williams |
| LG | *D.Colledge | RT | R.Pickett |
| C | S.Wells | RE | K.Gbaja-Biamila |
| RG | *J.Spitz | SLB | B.Poppinga |
| | *T.Moll | MLB | N.Barnett |
| RT | M.Tauscher | WLB | *A.Hawk |
| | *T.Moll | LCB | C.Woodson |
| TE | B.Franks | RCB | A.Harris |
| WR | D.Driver | SS | M.Manuel |
| QB | B.Favre | FS | N.Collins |
| RB | A.Green | | |
| FB | W.Henderson | | |

COMMUNITY
ADMIN. & COACHES
VETERANS
DRAFT & FREE AGENTS
2016 REVIEW
2006

LAMBEAU FIELD

MISC.

2007 13-3-0, .813, FIRST, NFC NORTH

| Head Coach: | Mike McCarthy | GB | Opp | Attend | Site | Starting QB | Temp |
|--------------------------|---------------|----|-----|--------|------|-------------|------|
| S 9 Philadelphia Eagles |W | 16 | 13 | 70,598 | LF | B.Favre | 62 |
| S 16 @ New York Giants |W | 35 | 13 | 78,701 | GS | B.Favre | 64 |
| S 23 San Diego Chargers |W | 31 | 24 | 70,733 | LF | B.Favre | 73 |
| S 30 @ Minnesota Vikings |W | 23 | 16 | 63,779 | MD | B.Favre | dome |
| O 7 Chicago Bears |L | 20 | 27 | 70,904 | LF | B.Favre | 79 |
| O 14 Washington Redskins |W | 17 | 14 | 70,761 | LF | B.Favre | 46 |
| O 29 @ Denver Broncos |+W | 19 | 13 | 77,160 | IF | B.Favre | 67 |
| N 4 @ Kansas City Chiefs |W | 33 | 22 | 78,988 | ArS | B.Favre | 61 |
| N 11 Minnesota Vikings |W | 34 | 0 | 70,945 | LF | B.Favre | 49 |
| N 18 Carolina Panthers |W | 31 | 17 | 70,805 | LF | B.Favre | 42 |
| N 22 @ Detroit Lions |W | 37 | 26 | 63,257 | FdF | B.Favre | dome |
| N 29 @ Dallas Cowboys |L | 27 | 37 | 64,167 | TxS | B.Favre | 56 |
| D 9 Oakland Raiders |W | 38 | 7 | 70,828 | LF | B.Favre | 18 |
| D 16 @ St. Louis Rams |W | 33 | 14 | 66,008 | EJD | B.Favre | dome |
| D 23 @ Chicago Bears |L | 7 | 35 | 62,272 | SF | B.Favre | 16 |
| D 30 Detroit Lions |W | 34 | 13 | 70,869 | LF | B.Favre | 20 |

| Scoring | TDRu | Pa | Rt | PAT | FG | S | PTS |
|------------|------|----|----|-------|-------|---|-----|
| *Crosby | 0 | 0 | 0 | 48/48 | 31/39 | 0 | 141 |
| Jennings | 12 | 0 | 12 | 0 | 0 | 0 | 72 |
| Grant | 8 | 8 | 0 | 0 | 0 | 0 | 48 |
| Lee | 6 | 0 | 6 | 0 | 0 | 0 | 36 |
| Martin | 4 | 0 | 4 | 0 | 0 | 0 | 24 |
| *Wynn | 4 | 4 | 0 | 0 | 0 | 0 | 24 |
| Franks | 3 | 0 | 3 | 0 | 0 | 0 | 18 |
| Blackmon | 2 | 0 | 2 | 0 | 0 | 0 | 12 |
| Driver | 2 | 0 | 2 | 0 | 0 | 0 | 12 |
| *Jones | 2 | 0 | 2 | 0 | 0 | 0 | 12 |
| Woodson | 2 | 0 | 2 | 0 | 0 | 0 | 12 |
| *Jackson | 1 | 1 | 0 | 0 | 0 | 0 | 6 |
| Robinson | 1 | 0 | 1 | 0 | 0 | 0 | 6 |
| White | 1 | 0 | 1 | 0 | 0 | 0 | 6 |
| T.Williams | 1 | 0 | 1 | 0 | 0 | 0 | 6 |

Home: 7-1 (566,743) Away: 6-2 (554,332) + — overtime

| NFC Divisional Playoff | | | | | | | |
|------------------------|--------|----|----|--------|----|---------|----|
| J 12 Seattle Seahawks |W | 42 | 20 | 72,168 | LF | B.Favre | 31 |

| NFC Championship | | | | | | | |
|----------------------|---------|----|----|--------|----|---------|----|
| J 20 New York Giants |+L | 20 | 23 | 72,740 | LF | B.Favre | -1 |

Packers 49 13 30 6 48/48 31/39 0 435
Opponents 31 6 23 2 29/29 24/27 0 291

2-Point Conversions: Packers 0-0, Opponents 2-2
Field Goals 1-19 20-29 30-39 40-49 50+
*Crosby1/1 8/8 10/11 9/14 3/5
Packers1/1 8/8 10/11 9/14 3/5
Opponents0/0 4/4 8/9 10/12 2/2

| | GB | Opp | Rushing | No | Yds | Avg | Long | TD |
|-------------------|--------|--------|-----------|-----|------|-----|------|----|
| Total First Downs | 307 | 297 | Grant | 188 | 956 | 5.1 | 66t | 8 |
| Rushing | 69 | 77 | *Jackson | 75 | 267 | 3.6 | 46 | 1 |
| Passing | 210 | 176 | *Wynn | 50 | 203 | 4.1 | 44 | 4 |
| Penalty | 28 | 44 | Morency | 29 | 108 | 3.7 | 15 | 0 |
| Third Downs | 86/202 | 69/209 | Rodgers | 7 | 29 | 4.1 | 13 | 0 |
| Efficiency | 42.6 | 33.0 | Favre | 29 | 12 | 0.4 | 21 | 0 |
| Fourth Downs | 5/11 | 9/24 | Ryan | 2 | 7 | 3.5 | 7 | 0 |
| Efficiency | 45.5 | 37.5 | Nall | 5 | 6 | 1.2 | 8 | 0 |
| Possession Avg. | 30:19 | 29:41 | Robinson | 1 | 5 | 5.0 | 5 | 0 |
| Total Net Yards | 5931 | 5013 | Driver | 2 | 4 | 2.0 | 5 | 0 |
| Avg. Per Game | 370.7 | 313.3 | Packers | 388 | 1597 | 4.1 | 66t | 13 |
| Total Plays | 985 | 994 | Opponents | 424 | 1647 | 3.9 | 55 | 6 |
| Avg. Per Play | 6.0 | 5.0 | | | | | | |

*Crosby: (53G,37G,42G)(42N)(28G)
(28G,44G,33G)(37G,37G)(46N,37G,38N)
(19G,26G)(48G,36G,52N,32G,45G)
(39G,24G)(49B,49N,47G)(20G,20G,26G)
(47G,52G)(43N,44G,52N)(44G,50G,25G,46G)
()(33G,35G)
Opponents: (33G,47G)(34N,48G,32G)
(44G)(44G,35G,48G)(44G,36G)()(45G,21G)
()()(26G)(47G,41G,45G,52G)(26G,51G,25G)
(44N)(48N)(31G,35G)(35G,38G)

| | GB | Opp | Rushing | No | Yds | Avg | Long | TD |
|-------------------|----------|---------|-----------|-----|------|-----|------|----|
| Net Yards Rushing | 1597 | 1647 | Grant | 188 | 956 | 5.1 | 66t | 8 |
| Avg. Per Game | 99.8 | 102.9 | *Jackson | 75 | 267 | 3.6 | 46 | 1 |
| Total Rushes | 388 | 424 | *Wynn | 50 | 203 | 4.1 | 44 | 4 |
| Net Yards Passing | 4334 | 3366 | Morency | 29 | 108 | 3.7 | 15 | 0 |
| Avg. Per Game | 270.9 | 210.4 | Rodgers | 7 | 29 | 4.1 | 13 | 0 |
| Sacked/Yards Lost | 19/127 | 36/218 | Favre | 29 | 12 | 0.4 | 21 | 0 |
| Gross Yards | 4461 | 3584 | Ryan | 2 | 7 | 3.5 | 7 | 0 |
| Att./Completions | 578/383 | 534/295 | Nall | 5 | 6 | 1.2 | 8 | 0 |
| Completion Pct. | 66.3 | 55.2 | Robinson | 1 | 5 | 5.0 | 5 | 0 |
| Had Intercepted | 15 | 19 | Driver | 2 | 4 | 2.0 | 5 | 0 |
| Punts/Average | 62/43.0 | 80/42.5 | Packers | 388 | 1597 | 4.1 | 66t | 13 |
| Net Punting Avg. | 62/37.6 | 80/33.8 | Opponents | 424 | 1647 | 3.9 | 55 | 6 |
| Penalties/Yards | 113/1006 | 118/908 | | | | | | |
| Fumbles/Ball Lost | 25/9 | 17/9 | | | | | | |
| Touchdowns | 49 | 31 | | | | | | |
| Rushing | 13 | 6 | | | | | | |
| Passing | 30 | 23 | | | | | | |
| Returns | 6 | 2 | | | | | | |

Interceptions No Yds Avg Long TD
Bigby5 50 10.0 22 0
Woodson4 48 12.0 46t 1
Barnett2 40 20.0 38 0
*Rouse2 37 18.5 34 0
Harris2 17 8.5 17 0
T.Williams1 22 22.0 22 0
Hawk1 10 10.0 10 0
C.Williams1 9 9.0 9 0
Poppinga1 0 0.0 0 0

| NFC North | W | L | T | Pct | Pts | OP |
|-----------|----|---|---|------|-----|-----|
| Green Bay | 13 | 3 | 0 | .813 | 435 | 291 |
| Minnesota | 8 | 8 | 0 | .500 | 365 | 311 |
| Detroit | 7 | 9 | 0 | .438 | 346 | 444 |
| Chicago | 7 | 9 | 0 | .438 | 334 | 348 |

| Receiving | No | Yds | Avg | Long | TD |
|-----------|-----|------|------|------|----|
| Driver | 82 | 1048 | 12.8 | 47 | 2 |
| Jennings | 53 | 920 | 17.4 | 82t | 12 |
| Lee | 48 | 575 | 12.0 | 60 | 6 |
| *Jones | 47 | 676 | 14.4 | 79t | 2 |
| Morency | 30 | 199 | 6.6 | 18 | 0 |
| Grant | 30 | 145 | 4.8 | 21 | 0 |
| Robinson | 21 | 241 | 11.5 | 43 | 1 |
| Franks | 18 | 132 | 7.3 | 24 | 3 |
| Martin | 16 | 242 | 15.1 | 36 | 4 |
| *Jackson | 16 | 130 | 8.1 | 16 | 0 |
| *Wynn | 9 | 73 | 8.1 | 18 | 0 |
| *Hall | 8 | 49 | 6.1 | 10 | 0 |
| Krause | 2 | 11 | 5.5 | 6 | 0 |
| Kuhn | 2 | 7 | 3.5 | 5 | 0 |
| Bodiford | 1 | 13 | 13.0 | 13 | 0 |
| Packers | 383 | 4461 | 11.6 | 82t | 30 |
| Opponents | 295 | 3584 | 12.1 | 50 | 23 |

Packers19 233 12.3 46t 1
Opponents15 166 11.1 85t 1

Punting No Yds Avg TB In LG B
Ryan60 2664 44.4 11 18 72 2
Packers62 2664 43.0 11 18 72 2
Opponents80 3397 42.5 10 22 61 0

Punt Returns Ret FC Yds Avg Long TD
Woodson3 5 268 8.1 34 0
Blackmon8 0 106 13.3 57 1
T.Williams6 0 118 19.7 94t 1
Bush1 0 0 0.0 0 0
Packers48 5 492 10.3 94t 2
Opponents19 14 113 5.9 26 0

Kickoff Returns No Yds Avg Long TD
T.Williams30 684 22.8 65 0
Robinson25 596 23.8 67 0
Bodiford2 41 20.5 22 0
Blackmon1 3 3.0 3 0
Driver1 4 4.0 4 0
Martin1 6 6.0 6 0
Montgomery1 0 0.0 0 0
*Wynn1 15 15.0 15 0
Packers62 1349 21.8 67 0
Opponents77 1610 20.9 74 0

| Primary Starters | | | |
|------------------|------------|-----|------------|
| WR | G.Jennings | LE | A.Kampman |
| LT | C.Clifton | LT | R.Pickett |
| LG | D.Colledge | RT | C.Williams |
| C | S.Wells | | J.Jolly |
| RG | J.Spitz | RE | C.Jenkins |
| | J.Coston | SLB | B.Poppinga |
| RT | M.Tauscher | MLB | N.Barnett |
| TE | D.Lee | WLB | A.Hawk |
| WR | D.Driver | LCB | C.Woodson |
| QB | B.Favre | RCB | A.Harris |
| RB | R.Grant | SS | A.Bigby |
| FB | *K.Hall | FS | N.Collins |

Sacks: Kampman 12.0, Gbaja-Biamila 9.5, C.Williams 7.0, Barnett 3.5, Hawk 1.0, Jenkins 1.0, Jolly 1.0, Pickett 1.0, Packers 36.0, Opponents 19.0

* — rookie

| Passing | Att | Cmp | Yds | Cmp% | Yds/Att | TD | TD% | Int | Int% | LG | Sck/Yds | Rtg |
|-----------|-----|-----|------|------|---------|----|-----|-----|------|-----|---------|-------|
| Favre | 535 | 356 | 4155 | 66.5 | 7.77 | 28 | 5.2 | 15 | 2.8 | 82t | 15/93 | 95.7 |
| Rodgers | 28 | 20 | 218 | 71.4 | 7.79 | 1 | 3.6 | 0 | 0.0 | 43 | 3/24 | 106.0 |
| Nall | 15 | 7 | 88 | 46.7 | 5.87 | 1 | 6.7 | 0 | 0.0 | 32t | 1/10 | 87.6 |
| Packers | 578 | 383 | 4461 | 66.3 | 7.72 | 30 | 5.2 | 15 | 2.6 | 82t | 19/127 | 95.9 |
| Opponents | 534 | 295 | 3584 | 55.2 | 6.71 | 23 | 4.3 | 19 | 3.6 | 50 | 36/218 | 75.6 |

COMMUNITY
 ADMIN. & COACHES
 VETERANS
 DRAFT & FREE AGENTS
 2016 REVIEW
 2007
 LAMBEAU FIELD
 MISC.

6-10-0, .375, THIRD, NFC NORTH 2008

| Head Coach: | Mike McCarthy | GB | Opp | Attend | Site | Starting QB | Temp |
|----------------------------|------------------------|----------------------------|-----|--------------|-----------|--------------|----------------|
| S 8 | Minnesota Vikings | W | 24 | 19 | 71,004 | LF | A.Rodgers 58 |
| S 14 | @ Detroit Lions | W | 48 | 25 | 60,285 | FdF | A.Rodgers dome |
| S 21 | Dallas Cowboys | L | 16 | 27 | 71,113 | LF | A.Rodgers 64 |
| S 28 | @ Tampa Bay Buccaneers | L | 21 | 30 | 64,122 | RJS | A.Rodgers 81 |
| O 5 | Atlanta Falcons | L | 24 | 27 | 70,610 | LF | A.Rodgers 60 |
| O 12 | @ Seattle Seahawks | W | 27 | 17 | 68,302 | QF | A.Rodgers 56 |
| O 19 | Indianapolis Colts | W | 34 | 14 | 71,010 | LF | A.Rodgers 60 |
| N 2 | @ Tennessee Titans | L | 19 | 69,143 | LPF | A.Rodgers 69 | |
| N 9 | @ Minnesota Vikings | L | 27 | 28 | 63,845 | MD | A.Rodgers dome |
| N 16 | Chicago Bears | W | 37 | 3 | 71,040 | LF | A.Rodgers 33 |
| N 24 | @ New Orleans Saints | L | 29 | 51 | 70,668 | LSD | A.Rodgers dome |
| N 30 | Carolina Panthers | L | 31 | 35 | 70,297 | LF | A.Rodgers 37 |
| D 7 | Houston Texans | L | 21 | 24 | 70,245 | LF | A.Rodgers 3 |
| D 14 | @ Jacksonville Jaguars | L | 16 | 20 | 65,457 | JM | A.Rodgers 67 |
| D 22 | @ Chicago Bears | L | 17 | 20 | 62,151 | SF | A.Rodgers 2 |
| D 28 | Detroit Lions | W | 31 | 21 | 70,141 | LF | A.Rodgers 22 |
| | | | 419 | 380 | 1,089,433 | | |
| Home: 4-4 (565,460) | | Away: 2-6 (523,973) | | + — overtime | | | |

| | GB | Opp | Rushing | No | Yds | Avg | Long | TD |
|--------------------------|---------|---------|------------------|-----|------|------|------|----|
| Total First Downs | 299 | 295 | Grant | 312 | 1203 | 3.9 | 57 | 4 |
| Rushing | 99 | 121 | Jackson | 45 | 248 | 5.5 | 32 | 1 |
| Passing | 182 | 141 | Rodgers | 56 | 207 | 3.7 | 21 | 4 |
| Penalty | 18 | 33 | Wynn | 8 | 110 | 13.8 | 73t | 1 |
| Third Downs | 99/224 | 80/210 | *Lumpkin | 1 | 19 | 19.0 | 19 | 0 |
| Efficiency | 44.2 | 38.1 | Kuhn | 8 | 10 | 1.3 | 3 | 1 |
| Fourth Downs | 8/18 | 17/23 | Driver | 2 | 4 | 2.0 | 6 | 0 |
| Efficiency | 44.4 | 73.9 | *Flynn | 4 | 4 | 1.0 | 6 | 0 |
| Possession Avg. | 31:20 | 28:40 | Frost | 1 | 0 | 0.0 | 0 | 0 |
| Total Net Yards | 5618 | 5349 | Packers | 437 | 1805 | 4.1 | 73t | 11 |
| Avg. Per Game | 351.1 | 334.3 | Opponents | 458 | 2105 | 4.6 | 60t | 20 |
| Total Plays | 1012 | 1003 | | | | | | |
| Avg. Per Play | 5.6 | 5.3 | | | | | | |
| Net Yards Rushing | 1805 | 2105 | | | | | | |
| Avg. Per Game | 112.8 | 131.6 | | | | | | |
| Total Rushes | 437 | 458 | | | | | | |
| Net Yards Passing | 3813 | 3244 | | | | | | |
| Avg. Per Game | 238.3 | 202.8 | | | | | | |
| Sacked/Yards Lost | 34/321 | 27/140 | | | | | | |
| Gross Yards | 4044 | 3384 | | | | | | |
| Att./Completions | 541/343 | 518/287 | | | | | | |
| Completion Pct. | 63.4 | 55.4 | | | | | | |
| Had Intercepted | 13 | 22 | | | | | | |
| Punts/Average | 65/41.4 | 76/44.3 | | | | | | |
| Net Punting Avg. | 65/35.7 | 76/37.4 | | | | | | |
| Penalties/Yards | 110/984 | 89/721 | | | | | | |
| Fumbles/Ball Lost | 25/8 | 20/6 | | | | | | |
| Touchdowns | 48 | 43 | | | | | | |
| Rushing | 11 | 20 | | | | | | |
| Passing | 28 | 22 | | | | | | |
| Returns | 9 | 1 | | | | | | |

| NFC North | W | L | T | Pct | Pts | OP |
|------------------|----------|-----------|----------|-------------|------------|------------|
| Minnesota | 10 | 6 | 0 | .625 | 379 | 333 |
| Chicago | 9 | 7 | 0 | .563 | 375 | 350 |
| Green Bay | 6 | 10 | 0 | .375 | 419 | 380 |
| Detroit | 0 | 16 | 0 | .000 | 268 | 517 |

| | Receiving | No | Yds | Avg | Long | TD |
|------------------|------------|-------------|-------------|------------|-----------|----|
| Jennings | 80 | 1292 | 16.2 | 63 | 9 | |
| Driver | 74 | 1012 | 13.7 | 71t | 5 | |
| D.Lee | 39 | 303 | 7.8 | 26 | 5 | |
| *Nelson | 33 | 366 | 11.1 | 29t | 2 | |
| Jackson | 30 | 185 | 6.2 | 18 | 0 | |
| Jones | 20 | 274 | 13.7 | 46 | 1 | |
| Grant | 18 | 116 | 6.4 | 17t | 1 | |
| Martin | 15 | 149 | 9.9 | 17 | 1 | |
| Humphrey | 11 | 162 | 14.7 | 37 | 0 | |
| Hall | 7 | 38 | 5.4 | 11 | 1 | |
| *Finley | 6 | 74 | 12.3 | 35 | 1 | |
| Kuhn | 4 | 21 | 5.3 | 13 | 2 | |
| Wynn | 3 | 30 | 10.0 | 16 | 0 | |
| *Lumpkin | 3 | 22 | 7.3 | 12 | 0 | |
| Packers | 343 | 4044 | 11.8 | 71t | 28 | |
| Opponents | 287 | 3384 | 11.8 | 70t | 22 | |

| Primary Starters | | | |
|------------------|------------|-----|--------------|
| WR | G.Jennings | LE | A.Kampman |
| LT | C.Clifton | LT | R.Pickett |
| LG | D.Colledge | RT | J.Jolly |
| C | S.Wells | RE | M.Montgomery |
| RG | J.Spitz | SLB | B.Poppinga |
| RT | M.Tauscher | MLB | N.Barnett |
| TE | D.Lee | WLB | A.Hawk |
| WR | D.Driver | LCB | C.Woodson |
| QB | A.Rodgers | RCB | A.Harris |
| RB | R.Grant | SS | A.Bigby |
| FB | K.Hall | FS | A.Rouse |
| | | | N.Collins |

Sacks: Kampman 9.5, Hawk 3.0, Woodson 3.0, Jenkins 2.5, Montgomery 2.5, Hunter 2.0, Pickett 1.5, Bishop 1.0, Chillar 1.0, Cole 0.5, Gbaja-Biamila 0.5, Packers 27.0, Opponents 34.0

| Passing | Att | Cmp | Yds | Cmp% | Yds/Att | TD | TD% | Int | Int% | LG | Sck/Yds | Rtg |
|------------------|------------|------------|-------------|-------------|-------------|-----------|------------|-----------|------------|------------|---------------|-------------|
| Rodgers | 536 | 341 | 4038 | 63.6 | 7.53 | 28 | 5.2 | 13 | 2.4 | 71t | 34/231 | 93.8 |
| *Flynn | 5 | 2 | 6 | 40.0 | 1.20 | 0 | 0.0 | 0 | 0.0 | 3 | 0/0 | 47.9 |
| Packers | 541 | 343 | 4044 | 63.4 | 7.48 | 28 | 5.2 | 13 | 2.4 | 71t | 34/231 | 93.8 |
| Opponents | 518 | 287 | 3384 | 55.4 | 6.53 | 22 | 4.2 | 22 | 4.2 | 70t | 27/140 | 71.9 |

| Scoring | TD | Ru | Pa | Pr | PAT | FG | S | PTS |
|----------|----|----|----|----|-------|-------|---|-----|
| Crosby | 0 | 0 | 0 | 0 | 46/46 | 27/34 | 0 | 127 |
| Jennings | 9 | 0 | 9 | 0 | 0 | 0 | 0 | 56 |
| Driver | 5 | 0 | 5 | 0 | 0 | 0 | 0 | 30 |
| Grant | 5 | 4 | 1 | 0 | 0 | 0 | 0 | 30 |
| D.Lee | 5 | 0 | 5 | 0 | 0 | 0 | 0 | 30 |
| Rodgers | 4 | 4 | 0 | 0 | 0 | 0 | 0 | 24 |
| Collins | 3 | 0 | 3 | 0 | 0 | 0 | 0 | 18 |
| Kuhn | 3 | 1 | 2 | 0 | 0 | 0 | 0 | 18 |
| Blackmon | 2 | 0 | 2 | 0 | 0 | 0 | 0 | 12 |
| *Nelson | 2 | 0 | 2 | 0 | 0 | 0 | 0 | 12 |
| Woodson | 2 | 0 | 2 | 0 | 0 | 0 | 0 | 12 |
| Martin | 1 | 0 | 1 | 0 | 0 | 0 | 0 | 8 |
| *Finley | 1 | 0 | 1 | 0 | 0 | 0 | 0 | 6 |
| Hall | 1 | 0 | 1 | 0 | 0 | 0 | 0 | 6 |
| Hunter | 1 | 0 | 0 | 1 | 0 | 0 | 0 | 6 |
| Jackson | 1 | 1 | 0 | 0 | 0 | 0 | 0 | 6 |
| Jones | 1 | 0 | 1 | 0 | 0 | 0 | 0 | 6 |
| Rouse | 1 | 0 | 0 | 1 | 0 | 0 | 0 | 6 |
| Wynn | 1 | 1 | 0 | 0 | 0 | 0 | 0 | 6 |

| Packers | 48 | 11 | 28 | 9 | 46/46 | 27/34 | 0 | 419 |
|--|------------|------------|--------------|-------------|--------------|--------------|----------|------------|
| Opponents | 43 | 20 | 22 | 1 | 39/39 | 25/30 | 3 | 380 |
| 2-Point Conversions: Martin, Jennings, Packers 2-2, Opponents 1-4 | | | | | | | | |
| Field Goals 1-19 20-29 30-39 40-49 50+ | | | | | | | | |
| Crosby | 1/1 | 8/8 | 10/13 | 5/6 | 3/6 | | | |
| Packers | 1/1 | 8/8 | 10/13 | 5/6 | 3/6 | | | |
| Opponents | 0/0 | 6/6 | 10/10 | 6/10 | 3/4 | | | |

Crosby: (42G,33B)(25G,39G)(36G,38G,33G) (53N,50G)(29G,51G)(31G,36N,29G) (23G,25G,38G)(47G,40G,52N)(53G,33G,45G) (32G,44G,19G)(22G,23G,38G) (46N,28G,38B)(69N,36G) **Opponents:** (37G,27G)(38G,49G,53G) (25G,39G)(23G,36G,24G)(42G,41G)(50G) (45B)(31G,25G,22G,47N,41G)(54G,47N) (35G)(30G)(30G,41N,41G,40G)(51N) (31G,38G)()

| Interceptions | No | Yds | Avg | Long | TD |
|------------------|-----------|------------|-------------|------------|----------|
| Collins | 7 | 295 | 42.1 | 62t | 3 |
| Woodson | 7 | 169 | 24.1 | 62t | 2 |
| Williams | 5 | 78 | 15.6 | 39 | 0 |
| Rouse | 2 | 136 | 68.0 | 99t | 1 |
| Bigby | 1 | 7 | 7.0 | 7 | 0 |
| Packers | 22 | 685 | 31.1 | 99t | 6 |
| Opponents | 13 | 70 | 5.4 | 42 | 0 |

| Punting | No | Yds | Avg | TB | In | LG | B |
|------------------|-----------|-------------|-------------|----------|-----------|-----------|----------|
| Frost | 48 | 2021 | 42.1 | 5 | 8 | 65 | 0 |
| Kapinos | 17 | 667 | 39.2 | 1 | 7 | 55 | 0 |
| Packers | 65 | 2688 | 41.4 | 6 | 15 | 65 | 0 |
| Opponents | 76 | 3364 | 44.3 | 6 | 25 | 65 | 0 |

| Punt Returns | Ret | FC | Yds | Avg | Long | TD |
|------------------|-----------|-----------|------------|-------------|------------|----------|
| Blackmon | 36 | 11 | 398 | 11.1 | 76t | 2 |
| Bush | 1 | 0 | 0 | 0.0 | 0 | 0 |
| Packers | 37 | 11 | 398 | 10.8 | 76t | 2 |
| Opponents | 33 | 9 | 249 | 7.5 | 24 | 0 |

| Kickoff Returns | No | Yds | Avg | Long | TD |
|------------------|-----------|-------------|-------------|-----------|----------|
| Blackmon | 55 | 1157 | 21.0 | 45 | 0 |
| *Nelson | 11 | 208 | 18.9 | 45 | 0 |
| Barbre | 1 | 17 | 17.0 | 17 | 0 |
| Hunter | 1 | 7 | 7.0 | 7 | 0 |
| Woodson | 1 | -2 | -2.0 | -2 | 0 |
| Packers | 69 | 1387 | 20.1 | 45 | 0 |
| Opponents | 72 | 1687 | 23.4 | 70 | 0 |

* — rookie

COMMUNITY
ADMIN. & COACHES
VETERANS
DRAFT & FREE AGENTS
2016 REVIEW
2008

LAMBEAU FIELD

MISC.

| Head Coach: | Mike McCarthy | GB | Opp | Attend | Site | Starting QB | Temp |
|-------------|------------------------|----|-----|--------|--------|-------------|----------------|
| S 13 | Chicago Bears | W | 21 | 15 | 70,920 | LF | A.Rodgers 76 |
| S 20 | Cincinnati Bengals | L | 24 | 31 | 70,678 | LF | A.Rodgers 68 |
| S 27 | @ St. Louis Rams | W | 36 | 17 | 60,234 | EJD | A.Rodgers dome |
| O 5 | @ Minnesota Vikings | L | 23 | 30 | 63,846 | MD | A.Rodgers dome |
| O 18 | Detroit Lions | W | 26 | 0 | 70,801 | LF | A.Rodgers 46 |
| O 25 | @ Cleveland Browns | W | 31 | 3 | 69,797 | CBS | A.Rodgers 50 |
| N 1 | Minnesota Vikings | L | 26 | 38 | 71,213 | LF | A.Rodgers 48 |
| N 8 | @ Tampa Bay Buccaneers | L | 28 | 38 | 62,994 | RJS | A.Rodgers 82 |
| N 15 | Dallas Cowboys | W | 17 | 7 | 70,894 | LF | A.Rodgers 47 |
| N 22 | San Francisco 49ers | W | 30 | 24 | 70,445 | LF | A.Rodgers 53 |
| N 26 | @ Detroit Lions | W | 34 | 12 | 57,383 | FdF | A.Rodgers dome |
| D 7 | Baltimore Ravens | W | 27 | 14 | 70,286 | LF | A.Rodgers 21 |
| D 13 | @ Chicago Bears | W | 21 | 14 | 62,214 | SF | A.Rodgers 38 |
| D 20 | @ Pittsburgh Steelers | L | 36 | 37 | 57,452 | HF | A.Rodgers 30 |
| D 27 | Seattle Seahawks | W | 48 | 10 | 70,429 | LF | A.Rodgers 18 |
| J 3 | @ Arizona Cardinals | W | 33 | 7 | 67,597 | UPS | A.Rodgers dome |

461 297 1,067,183
Home: 6-2 (565,666) **Away:** 5-3 (501,517) + — overtime
NFC Wild Card Playoff
 J 10 @ Arizona Cardinals+L 45 51 61,926 UPS A.Rodgers dome

| Scoring | TD | Ru | P | At | PAT | FG | S | PTS |
|-----------|----|----|---|----|-------|-------|---|-----|
| Crosby | 0 | 0 | 0 | 0 | 48/49 | 27/36 | 0 | 129 |
| Grant | 11 | 11 | 0 | 0 | 0 | 0 | 0 | 66 |
| Driver | 6 | 0 | 6 | 0 | 0 | 0 | 0 | 36 |
| Finley | 5 | 0 | 5 | 0 | 0 | 0 | 0 | 30 |
| J.Jones | 5 | 0 | 5 | 0 | 0 | 0 | 0 | 30 |
| Rodgers | 5 | 5 | 0 | 0 | 0 | 0 | 0 | 30 |
| Jennings | 4 | 0 | 4 | 0 | 0 | 0 | 0 | 28 |
| Havner | 4 | 0 | 4 | 0 | 0 | 0 | 0 | 24 |
| Jackson | 3 | 2 | 1 | 0 | 0 | 0 | 0 | 20 |
| Kuhn | 3 | 1 | 2 | 0 | 0 | 0 | 0 | 18 |
| Woodson | 3 | 0 | 3 | 0 | 0 | 0 | 0 | 18 |
| Nelson | 2 | 0 | 2 | 0 | 0 | 0 | 0 | 12 |
| Green | 1 | 1 | 0 | 0 | 0 | 0 | 0 | 6 |
| D.Lee | 1 | 0 | 1 | 0 | 0 | 0 | 0 | 6 |
| *Matthews | 1 | 0 | 0 | 1 | 0 | 0 | 0 | 6 |

Packers 54 20 30 4 48/49 27/36 1 467
Opponents 36 5 29 2 34/34 13/17 3 291

2-Point Conversions: Jennings 2, Jackson, Packers 3-5, Opponents 1-2

| Field Goals | 1-19 | 20-29 | 30-39 | 40-49 | 50+ |
|-------------|------|-------|-------|-------|-----|
| Crosby | 1/1 | 13/13 | 7/9 | 4/7 | 2/6 |
| Packers | 1/1 | 13/13 | 7/9 | 4/7 | 2/6 |
| Opponents | 0/0 | 4/4 | 3/4 | 5/7 | 1/2 |

Crosby: (49N,52G,39G)(55N,45G)
 (48G,38G,25G)(31G)(46G,28G,31G,26G)
 (55N,18G)(37G,26G,51N)(52N,48G)
 (23G,27G,27G)(43N,20G,25G)(28G,38N,32G)
 (33G,26G,42N)(34N)(29G,52G)(26G)
Opponents: (47G,21G)(40G)(48B,53G)(
)(22G)(41G)(45N,38G)(38N)(46G)(54N,22G)
)(37G,34G,43G)(28G)()

| Interceptions | No | Yds | Avg | Long | TD |
|---------------|----|-----|------|------|----|
| Woodson | 9 | 179 | 19.9 | 45t | 3 |
| Collins | 6 | 110 | 18.3 | 31 | 0 |
| Williams | 4 | 94 | 23.5 | 67 | 0 |
| Bigby | 4 | 14 | 3.5 | 14 | 0 |
| Hawk | 2 | 42 | 21.0 | 29 | 0 |
| Harris | 2 | 29 | 14.5 | 29 | 0 |
| Jenkins | 1 | 4 | 4.0 | 4 | 0 |
| Bush | 1 | 3 | 3.0 | 3 | 0 |
| Jolly | 1 | 2 | 2.0 | 2 | 0 |
| Packers | 30 | 477 | 15.9 | 67 | 3 |
| Opponents | 8 | 171 | 21.4 | 80 | 1 |

| Punting | No | Yds | Avg | TB | In | Lg | B |
|-----------|----|------|------|----|----|----|---|
| Kapinos | 66 | 2891 | 43.8 | 10 | 15 | 58 | 1 |
| Packers | 67 | 2891 | 43.1 | 10 | 15 | 58 | 1 |
| Opponents | 74 | 3329 | 45.0 | 6 | 31 | 64 | 0 |

| Punt Returns | Ret | FC | Yds | Avg | Long | TD |
|--------------|-----|----|-----|------|------|----|
| Nelson | 17 | 6 | 90 | 5.3 | 14 | 0 |
| Williams | 13 | 5 | 135 | 10.4 | 45 | 0 |
| Blackmon | 3 | 1 | 11 | 3.7 | 6 | 0 |
| Woodson | 1 | 0 | 0 | 0.0 | 0 | 0 |
| Packers | 34 | 12 | 236 | 6.9 | 45 | 0 |
| Opponents | 40 | 7 | 403 | 10.1 | 60 | 0 |

| Kickoff Returns | No | Yds | Avg | Long | TD |
|-----------------|----|------|------|------|----|
| Nelson | 25 | 635 | 25.4 | 54 | 0 |
| Blackmon | 10 | 233 | 23.3 | 28 | 0 |
| Green | 9 | 196 | 21.8 | 37 | 0 |
| Havner | 2 | 26 | 13.0 | 16 | 0 |
| Jackson | 2 | 36 | 18.0 | 23 | 0 |
| Williams | 2 | 26 | 13.0 | 24 | 0 |
| Woodson | 2 | 30 | 15.0 | 18 | 0 |
| Bishop | 1 | 6 | 6.0 | 6 | 0 |
| *Dietrich-Smith | 1 | 5 | 5.0 | 5 | 0 |
| Packers | 54 | 1193 | 22.1 | 54 | 0 |
| Opponents | 80 | 1824 | 22.8 | 83 | 0 |

| | GB | Opp |
|--------------------------|----------|---------|
| Total First Downs | 335 | 272 |
| Rushing | 102 | 68 |
| Passing | 201 | 168 |
| Penalty | 32 | 36 |
| Third Downs | 103/219 | 76/211 |
| Efficiency | 47.0 | 36.0 |
| Fourth Downs | 3/9 | 10/25 |
| Efficiency | 33.3 | 40.0 |
| Possession Avg. | 33:03 | 26:57 |
| Total Net Yards | 6065 | 4551 |
| Avg. Per Game | 379.1 | 284.4 |
| Total Plays | 1042 | 948 |
| Avg. Per Play | 5.8 | 4.8 |
| Net Yards Rushing | 1885 | 1333 |
| Avg. Per Game | 117.8 | 83.3 |
| Total Rushes | 438 | 371 |
| Net Yards Passing | 4180 | 3218 |
| Avg. Per Game | 261.3 | 201.1 |
| Sacked/Yards Lost | 51/312 | 37/232 |
| Gross Yards | 4492 | 3450 |
| Att./Completions | 553/357 | 540/294 |
| Completion Pct. | 64.6 | 54.4 |
| Had Intercepted | 8 | 30 |
| Punts/Average | 67/43.1 | 74/45.0 |
| Net Punting Avg. | 67/34.1 | 74/40.2 |
| Penalties/Yards | 118/1057 | 107/914 |
| Fumbles/Ball Lost | 20/8 | 24/10 |
| Touchdowns | 54 | 36 |
| Rushing | 20 | 5 |
| Passing | 30 | 29 |
| Returns | 4 | 2 |

| By Quarter | Q1 | Q2 | Q3 | Q4 | OT | Pts |
|------------|-----|-----|----|-----|----|-----|
| Packers | 115 | 154 | 58 | 134 | 0 | 461 |
| Opponents | 52 | 84 | 65 | 96 | 0 | 297 |

| Primary Starters | | | |
|------------------|-------------|----------|-------------|
| WR | D.Driver | LDE | J.Jolly |
| LT | C.Clifton | NT | R.Pickett |
| LG | D.Collegede | RDE | C.Jenkins |
| C | S.Wells | LOLB | A.Kampman |
| RG | J.Sitton | *B.Jones | |
| RT | M.Tauscher | BLB | A.Hawk |
| | A.Barbre | MLB | N.Barnett |
| TE | D.Lee | ROLB | *C.Matthews |
| | J.Finley | LCB | C.Woodson |
| WR | G.Jennings | RCB | A.Harris |
| QB | A.Rodgers | | T.Williams |
| RB | R.Grant | SS | A.Bigby |
| FB | J.Kuhn | FS | N.Collins |

| | GB | Opp | Rushing | No | Yds | Avg | Long | TD |
|------------------|------------|-------------|------------|------------|-----------|-----|------|----|
| Grant | 282 | 1253 | 4.4 | 62t | 11 | | | |
| Rodgers | 58 | 316 | 5.4 | 35 | 5 | | | |
| Green | 41 | 160 | 3.9 | 26 | 1 | | | |
| Jackson | 37 | 111 | 3.0 | 9 | 2 | | | |
| Wynn | 6 | 19 | 3.2 | 6 | 0 | | | |
| Kuhn | 8 | 18 | 2.3 | 5 | 1 | | | |
| Driver | 1 | 13 | 13.0 | 13 | 0 | | | |
| Flynn | 5 | -1.0 | -1.0 | 0 | 0 | | | |
| Packers | 438 | 1885 | 4.3 | 62t | 20 | | | |
| Opponents | 371 | 1333 | 3.6 | 42 | 5 | | | |

| NFC North | W | L | T | Pct | Pts | OP |
|------------------|-----------|----------|----------|-------------|------------|------------|
| Minnesota | 12 | 4 | 0 | .750 | 470 | 312 |
| Green Bay | 11 | 5 | 0 | .688 | 461 | 297 |
| Chicago | 7 | 9 | 0 | .438 | 327 | 375 |
| Detroit | 2 | 14 | 0 | .125 | 262 | 494 |

| Receiving | No | Yds | Avg | Long | TD |
|------------------|------------|-------------|-------------|------------|-----------|
| Driver | 70 | 1061 | 15.2 | 71t | 6 |
| Jennings | 68 | 1113 | 16.4 | 83t | 4 |
| Finley | 55 | 676 | 12.3 | 62t | 5 |
| D.Lee | 37 | 260 | 7.0 | 19 | 1 |
| J.Jones | 32 | 440 | 13.8 | 74t | 5 |
| Grant | 25 | 197 | 7.9 | 27 | 0 |
| Nelson | 22 | 320 | 14.5 | 51 | 2 |
| Jackson | 21 | 187 | 8.9 | 17 | 1 |
| Havner | 7 | 112 | 16.0 | 45t | 4 |
| Kuhn | 7 | 47 | 6.7 | 14 | 2 |
| Hall | 5 | 41 | 8.2 | 13 | 0 |
| Green | 3 | 18 | 6.0 | 12 | 0 |
| D.Wynn | 2 | 19 | 9.5 | 11 | 0 |
| *Johnson | 2 | 4 | 2.0 | 4 | 0 |
| Tauscher | 1 | -3 | -3.0 | -3 | 0 |
| Packers | 357 | 4492 | 12.6 | 83t | 30 |
| Opponents | 294 | 3450 | 11.7 | 68 | 29 |

Sacks: *Matthews 10, Jenkins 4.5, Barnett 4, *B.Jones 4, Kampman 3.5, Chillar 2, Woodson 2, Collins 1, Harris 1, Hawk 1, Jolly 1, Poppinga 1, *Raj 1, Williams 1, Packers 37.0, Opponents 51.0

* — rookie

| Passing | Att | Cmp | Yds | Cmp% | Yds/Att | TD | Int | Int% | LG | Sck/Yds | Rtng | |
|------------------|------------|------------|-------------|-------------|-------------|-----------|------------|-----------|------------|------------|---------------|--------------|
| Rodgers | 541 | 350 | 4434 | 64.7 | 8.20 | 30 | 5.5 | 7 | 1.3 | 83t | 50/306 | 103.2 |
| Flynn | 12 | 7 | 58 | 58.3 | 4.83 | 0 | 0.0 | 1 | 8.3 | 17 | 1/6 | 36.1 |
| Packers | 553 | 357 | 4492 | 64.6 | 8.12 | 30 | 5.4 | 8 | 1.4 | 83t | 51/312 | 101.8 |
| Opponents | 540 | 294 | 3450 | 54.4 | 6.39 | 29 | 5.4 | 30 | 5.6 | 68 | 37/232 | 68.8 |

COMMUNITY
 ADMIN. & COACHES
 VETERANS
 DRAFT & FREE AGENTS
 2016 REVIEW
 2009

LAMBAU FIELD
 MISC.

10-6-0, .625, SECOND, NFC NORTH 2010

| Head Coach: | Mike McCarthy | GB | Opp | Attend | Site | Starting QB | Temp | |
|-------------|------------------------|----|-----|--------|--------|-------------|------------|------|
| S 12 | @ Philadelphia Eagles | W | 27 | 20 | 69,144 | LFF | A. Rodgers | 69 |
| S 19 | Buffalo Bills | W | 34 | 7 | 70,741 | LF | A. Rodgers | 58 |
| S 27 | @ Chicago Bears | L | 17 | 20 | 62,179 | SF | A. Rodgers | 56 |
| O 3 | Detroit Lions | W | 28 | 26 | 70,729 | LF | A. Rodgers | 52 |
| O 10 | @ Washington Redskins | +L | 13 | 16 | 87,760 | FxF | A. Rodgers | 72 |
| O 17 | Miami Dolphins | +L | 20 | 23 | 70,815 | LF | A. Rodgers | 57 |
| O 24 | Minnesota Vikings | W | 28 | 24 | 71,107 | LF | A. Rodgers | 58 |
| O 31 | @ New York Jets | W | 9 | 0 | 78,484 | NMS | A. Rodgers | 57 |
| N 7 | Dallas Cowboys | W | 45 | 7 | 70,913 | LF | A. Rodgers | 43 |
| N 21 | @ Minnesota Vikings | W | 31 | 3 | 64,120 | MD | A. Rodgers | dome |
| N 28 | @ Atlanta Falcons | L | 17 | 20 | 68,204 | GD | A. Rodgers | dome |
| D 5 | San Francisco 49ers | W | 34 | 16 | 70,575 | LF | A. Rodgers | 26 |
| D 12 | @ Detroit Lions | L | 3 | 7 | 57,659 | FoF | A. Rodgers | dome |
| D 19 | @ New England Patriots | L | 27 | 31 | 68,756 | GIS | M. Flynn | 32 |
| D 26 | New York Giants | W | 45 | 17 | 70,649 | LF | A. Rodgers | 25 |
| J 2 | Chicago Bears | W | 10 | 3 | 70,833 | LF | A. Rodgers | 19 |

388 240 1,122,668

Home: 7-1 (566,362) Away: 3-5 (556,306) + — overtime

NFC Wild Card Playoff

J 9 @ Philadelphia Eagles W 21 16 69,144 LFF A. Rodgers 30

NFC Divisional Playoff

J 15 @ Atlanta Falcons W 48 21 69,210 GD A. Rodgers dome

NFC Championship

J 23 @ Chicago Bears W 21 14 62,377 SF A. Rodgers 20

Super Bowl XLV

F 6 Pittsburgh Steelers (@ No. Tex.) W 31 25 91,060 CS A. Rodgers dome

| | GB | Opp | Rushing | No | Yds | Avg | Long | TD |
|--------------------------|---------|---------|------------------|------------|-------------|------------|-----------|-----------|
| Total First Downs | 312 | 270 | Jackson | 190 | 703 | 3.7 | 71 | 3 |
| Rushing | 88 | 82 | Rodgers | 64 | 356 | 5.6 | 27 | 4 |
| Passing | 204 | 163 | Kuhn | 84 | 281 | 3.3 | 18 | 4 |
| Penalty | 20 | 25 | *Starks | 29 | 101 | 3.5 | 16 | 0 |
| Third Downs | 85/205 | 77/213 | *Nace | 36 | 95 | 2.6 | 11 | 0 |
| Efficiency | 41.5 | 36.2 | Grant | 8 | 45 | 5.6 | 18 | 0 |
| Fourth Downs | 5/13 | 6/20 | Flynn | 9 | 26 | 2.9 | 12 | 0 |
| Efficiency | 38.5 | 30.0 | Jennings | 1 | -1 | -1.0 | -1 | 0 |
| Possession Avg. | 31:36 | 28:24 | Packers | 421 | 1606 | 3.8 | 71 | 11 |
| Total Net Yards | 5730 | 4945 | Opponents | 395 | 1838 | 4.7 | 40 | 6 |
| Avg. Per Game | 358.1 | 309.1 | | | | | | |
| Total Plays | 1000 | 969 | | | | | | |
| Avg. Per Play | 5.7 | 5.1 | | | | | | |
| Net Yards Rushing | 1606 | 1838 | | | | | | |
| Avg. Per Game | 100.4 | 114.9 | | | | | | |
| Total Rushes | 421 | 395 | | | | | | |
| Net Yards Passing | 4124 | 3107 | | | | | | |
| Avg. Per Game | 257.8 | 194.2 | | | | | | |
| Sacked/Yards Lost | 38/321 | 47/333 | | | | | | |
| Gross Yards | 4355 | 3440 | | | | | | |
| Att./Completions | 541/352 | 527/296 | | | | | | |
| Completion Pct. | 65.1 | 56.2 | | | | | | |
| Had Intercepted | 13 | 24 | | | | | | |
| Punts/Average | 71/43.9 | 78/44.8 | | | | | | |
| Net Punting Avg | 71/37.6 | 78/39.1 | | | | | | |
| Penalties/Yards | 78/617 | 98/758 | | | | | | |
| Fumbles/Ball Lost | 20/9 | 22/8 | | | | | | |
| Touchdowns | 46 | 24 | | | | | | |
| Rushing | 11 | 6 | | | | | | |
| Passing | 31 | 16 | | | | | | |
| Returns | 4 | 2 | | | | | | |

| | NFC North | W | L | T | Pct | Pts | OP |
|------------------|-----------|----------|----------|-------------|------------|------------|----|
| Chicago | 11 | 5 | 0 | .688 | 334 | 286 | |
| Green Bay | 10 | 6 | 0 | .625 | 388 | 240 | |
| Detroit | 6 | 10 | 0 | .375 | 362 | 369 | |
| Minnesota | 6 | 10 | 0 | .375 | 281 | 348 | |

| | Receiving | No | Yds | Avg | Long | TD |
|------------------|------------|-------------|-------------|------------|-----------|----|
| Jennings | 76 | 1265 | 16.6 | 86t | 12 | |
| Driver | 51 | 565 | 11.1 | 61t | 4 | |
| Jones | 50 | 679 | 13.6 | 66t | 5 | |
| Nelson | 45 | 582 | 12.9 | 80t | 2 | |
| Jackson | 43 | 342 | 8.0 | 37 | 1 | |
| Finley | 21 | 301 | 14.3 | 34 | 1 | |
| *Quarless | 21 | 238 | 11.3 | 23 | 1 | |
| Kuhn | 15 | 97 | 6.5 | 12 | 2 | |
| D.Lee | 11 | 73 | 6.6 | 17 | 3 | |
| Swain | 6 | 72 | 12.0 | 31 | 0 | |
| Crabtree | 4 | 61 | 15.3 | 33 | 0 | |
| *Nace | 3 | 30 | 10.0 | 14 | 0 | |
| Johnson | 3 | 26 | 8.7 | 11 | 0 | |
| *Starks | 2 | 15 | 7.5 | 12 | 0 | |
| Hall | 1 | 9 | 9.0 | 9 | 0 | |
| Packers | 352 | 4355 | 12.4 | 86t | 31 | |
| Opponents | 296 | 3440 | 11.6 | 85t | 16 | |

Sacks: Matthews 13.5, Jenkins 7, Raji 6.5, Zombo 4, Bishop 3, Walden 3, Woodson 2, Wynn 1.5, Chillar 1, Neal 1, Pickett 1, Poppinga 1, Williams 1, Wilson 1, Hawk 0.5, Packers 47.0, Opponents 38.0

* — rookie

Primary Starters

| | | | |
|----|------------|-----------|------------|
| WR | D.Driver | LDE | R.Pickett |
| LT | C.Clifton | NT | B.Raji |
| LG | D.Colledge | RDE | C.Jenkins |
| C | S.Wells | LOLB | C.Matthews |
| RG | J.Sitton | BLB | A.Hawk |
| RT | *B.Bulaga | MLB | D.Bishop |
| | M.Tauscher | N.Barnett | |
| TE | D.Lee | ROLB | *F.Zombo |
| | J.Finley | | B.Jones |
| WR | G.Jennings | LCB | C.Woodson |
| QB | A.Rodgers | RCB | T.Williams |
| RB | B.Jackson | SS | C.Peprah |
| FB | K.Hall | | *M.Burnett |
| | Q.Johnson | FS | N.Collins |

| Scoring | TD | Ru | Pa | Ret | PAT | FG | S | PTS |
|-----------|----|----|----|-------|-------|----|-----|-----|
| Crosby | 0 | 0 | 0 | 46/46 | 22/28 | 0 | 112 | |
| Jennings | 12 | 0 | 12 | 0 | 0 | 0 | 72 | |
| Kuhn | 6 | 4 | 2 | 0 | 0 | 0 | 36 | |
| Jones | 5 | 0 | 5 | 0 | 0 | 0 | 30 | |
| Driver | 4 | 0 | 4 | 0 | 0 | 0 | 24 | |
| Jackson | 4 | 3 | 1 | 0 | 0 | 0 | 24 | |
| Rodgers | 4 | 4 | 0 | 0 | 0 | 0 | 24 | |
| D.Lee | 3 | 0 | 3 | 0 | 0 | 0 | 18 | |
| Nelson | 2 | 0 | 2 | 0 | 0 | 0 | 12 | |
| Bishop | 1 | 0 | 0 | 1 | 0 | 0 | 6 | |
| Collins | 1 | 0 | 0 | 1 | 0 | 0 | 6 | |
| Finley | 1 | 0 | 1 | 0 | 0 | 0 | 6 | |
| Matthews | 1 | 0 | 0 | 1 | 0 | 0 | 6 | |
| *Quarless | 1 | 0 | 1 | 0 | 0 | 0 | 6 | |
| Woodson | 1 | 0 | 0 | 1 | 0 | 0 | 6 | |

Packers 46 11 31 4 46/46 22/28 0 388

Opponents 24 6 16 2 24/24 24/29 0 240

2-Point Conversions: Packers 0-0, Opponents 0-0

Field Goals 1-19 20-29 30-39 40-49 50+

| | | | | | |
|-------------------|--|------------|------------|-------------|------------|
| Crosby | 1/1 | 7/8 | 4/5 | 8/10 | 2/4 |
| Packers | 1/1 | 7/8 | 4/5 | 8/10 | 2/4 |
| Opponents | 1/1 | 8/8 | 6/7 | 7/9 | 2/4 |
| Crosby: | (49G,56G)(44G,24G)(38G,37B) | | | | |
| | (52G,36G,48N,53N)(46G,26G)(| | | | |
| | (20G,45N,41G,40G)(54B,26G)(42G)(22G) | | | | |
| | (29N,43G,24G)(42G)(31G,19G)(31G)(23G) | | | | |
| Opponents: | (45G,24G)(49N,25G,19G) | | | | |
| | (55N,39G,52G,49G,24G)(26G,51N,45G,33G) | | | | |
| | (53G,41G,44G)(28G)(37N)(24G)(38G,47G) | | | | |
| | (44G,26G,23G)(48N)(38G)(38G)(30G) | | | | |

| Interceptions | No | Yds | Avg | Long | TD |
|------------------|-----------|------------|-------------|-----------|----------|
| Williams | 6 | 87 | 14.5 | 64 | 0 |
| Collins | 4 | 34 | 8.5 | 24 | 0 |
| Hawk | 3 | 31 | 10.3 | 21 | 0 |
| Woodson | 2 | 48 | 24.0 | 48t | 1 |
| Peprah | 2 | 0 | 0.0 | 0 | 0 |
| *Shields | 2 | 0 | 0.0 | 0 | 0 |
| Matthews | 1 | 62 | 62.0 | 62t | 1 |
| Bishop | 1 | 32 | 32.0 | 32t | 1 |
| Martin | 1 | 15 | 15.0 | 15 | 0 |
| Chillar | 1 | 9 | 9.0 | 9 | 0 |
| *Burnett | 1 | 0 | 0.0 | 0 | 0 |
| Packers | 24 | 318 | 13.3 | 64 | 3 |
| Opponents | 13 | 148 | 11.4 | 42 | 1 |

| Punting | No | Yds | Avg | TB | In | Lb |
|------------------|-----------|-------------|-------------|----------|-----------|-----------|
| Masthay | 71 | 3114 | 43.9 | 5 | 25 | 62 |
| Packers | 71 | 3114 | 43.9 | 5 | 25 | 62 |
| Opponents | 78 | 3496 | 44.8 | 6 | 24 | 65 |

| Punt Returns | Ret | FC | Yds | Avg | Long | TD |
|------------------|-----------|-----------|------------|-------------|------------|----------|
| Williams | 41 | 19 | 326 | 8.0 | 52 | 0 |
| *Shields | 0 | 0 | -1 | 0.0 | -1 | 0 |
| Packers | 41 | 19 | 325 | 7.9 | 52 | 0 |
| Opponents | 31 | 18 | 341 | 11.0 | 62t | 1 |

| Kickoff Returns | No | Yds | Avg | Long | TD |
|------------------|-----------|-------------|-------------|-----------|----------|
| Nelson | 22 | 496 | 22.5 | 51 | 0 |
| *Shields | 21 | 452 | 21.5 | 49 | 0 |
| P.Lee | 13 | 265 | 20.4 | 30 | 0 |
| *Starks | 2 | 25 | 12.5 | 17 | 0 |
| Kuhn | 1 | 8 | 8.0 | 8 | 0 |
| Wilhelm | 1 | 3 | 3.0 | 3 | 0 |
| Driver | 1 | 0 | 0.0 | 0 | 0 |
| Simpkins | 1 | 0 | 0.0 | 0 | 0 |
| Packers | 62 | 1249 | 20.1 | 51 | 0 |
| Opponents | 76 | 1658 | 21.8 | 71 | 0 |

COMMUNITY
 ADMIN. & COACHES
 VETERANS
 DRAFT & FREE AGENTS
 2016 REVIEW
 2010

LAMBEAU FIELD

MISC.

15-1-0, .938, FIRST, NFC NORTH 2011

| Head Coach: | Mike McCarthy | GB | Opp | Attend | Site | Starting QB | Temp | |
|-------------|----------------------|----|-----|--------|-----------|-------------|-----------|------|
| S 8 | New Orleans Saints | W | 42 | 34 | 70,555 | LF | A.Rodgers | 68 |
| S 18 | @ Carolina Panthers | W | 30 | 23 | 73,167 | BAS | A.Rodgers | 64 |
| S 25 | @ Chicago Bears | W | 27 | 17 | 62,339 | SF | A.Rodgers | 61 |
| O 2 | Denver Broncos | W | 49 | 23 | 70,529 | LF | A.Rodgers | 67 |
| O 9 | @ Atlanta Falcons | W | 25 | 14 | 69,576 | GD | A.Rodgers | dome |
| O 16 | St. Louis Rams | W | 24 | 3 | 70,604 | LF | A.Rodgers | 57 |
| O 23 | @ Minnesota Vikings | W | 33 | 27 | 63,946 | MD | A.Rodgers | dome |
| N 6 | @ San Diego Chargers | W | 45 | 38 | 68,908 | OS | A.Rodgers | 53 |
| N 14 | Minnesota Vikings | W | 45 | 7 | 70,519 | LF | A.Rodgers | 47 |
| N 20 | Tampa Bay Buccaneers | W | 35 | 26 | 70,498 | LF | A.Rodgers | 32 |
| N 24 | @ Detroit Lions | W | 27 | 15 | 66,263 | FdF | A.Rodgers | dome |
| D 4 | @ New York Giants | W | 38 | 35 | 80,634 | MLS | A.Rodgers | 52 |
| D 11 | Oakland Raiders | W | 46 | 16 | 70,524 | LF | A.Rodgers | 43 |
| D 18 | @ Kansas City Chiefs | L | 14 | 19 | 74,093 | ArS | A.Rodgers | 50 |
| D 25 | Chicago Bears | W | 35 | 21 | 70,574 | LF | A.Rodgers | 37 |
| J 1 | Detroit Lions | W | 45 | 41 | 70,294 | LF | M.Flynn | 31 |
| | | | 560 | 359 | 1,123,023 | | | |

Home: 8-0 (564,097) Away: 7-1 (558,926)
NFC Divisional Playoff
 J 15 New York GiantsL 20 37 72,080 LF A.Rodgers 31

| Scoring | TD | Ru | Pa | Pat | PAT | FG | S | PTS |
|------------|----|----|----|-----|-------|-------|---|-----|
| Crosby | 0 | 0 | 0 | 0 | 68/69 | 24/28 | 0 | 140 |
| Nelson | 15 | 0 | 15 | 0 | 0 | 0 | 0 | 90 |
| G.Jennings | 9 | 0 | 9 | 0 | 0 | 0 | 0 | 54 |
| Finley | 8 | 0 | 8 | 0 | 0 | 0 | 0 | 48 |
| J.Jones | 7 | 0 | 7 | 0 | 0 | 0 | 0 | 42 |
| Driver | 6 | 0 | 6 | 0 | 0 | 0 | 0 | 36 |
| Kuhn | 6 | 4 | 2 | 0 | 0 | 0 | 0 | 36 |
| *Cobb | 3 | 0 | 1 | 2 | 0 | 0 | 0 | 18 |
| Grant | 3 | 2 | 1 | 0 | 0 | 0 | 0 | 18 |
| Rodgers | 3 | 3 | 0 | 0 | 0 | 0 | 0 | 18 |
| Crabtree | 1 | 0 | 1 | 0 | 0 | 0 | 0 | 6 |
| Flynn | 1 | 1 | 0 | 0 | 0 | 0 | 0 | 6 |
| Matthews | 1 | 0 | 0 | 1 | 0 | 0 | 0 | 6 |
| Peprah | 1 | 0 | 0 | 1 | 0 | 0 | 0 | 6 |
| Raji | 1 | 1 | 0 | 0 | 0 | 0 | 0 | 6 |
| Starks | 1 | 1 | 0 | 0 | 0 | 0 | 0 | 6 |
| *R.Taylor | 1 | 0 | 1 | 0 | 0 | 0 | 0 | 6 |
| Walden | 1 | 0 | 0 | 1 | 0 | 0 | 0 | 6 |
| T.Williams | 1 | 0 | 0 | 1 | 0 | 0 | 0 | 6 |
| Woodson | 1 | 0 | 0 | 1 | 0 | 0 | 0 | 6 |
| Packers | 70 | 12 | 51 | 7 | 68/69 | 24/28 | 0 | 560 |
| Opponents | 41 | 10 | 29 | 2 | 35/35 | 22/27 | 2 | 359 |

| | GB | Opp |
|-------------------|---------|---------|
| Total First Downs | 353 | 358 |
| Rushing | 89 | 96 |
| Passing | 230 | 246 |
| Penalty | 34 | 16 |
| Third Downs | 91/189 | 83/195 |
| Efficiency | 48.1 | 42.6 |
| Fourth Downs | 4/8 | 4/16 |
| Efficiency | 50.0 | 25.0 |
| Possession Avg. | 30:29 | 29:31 |
| Total Net Yards | 6482 | 6585 |
| Avg. Per Game | 405.1 | 411.6 |
| Total Plays | 988 | 1049 |
| Avg. Per Play | 6.6 | 6.3 |
| Net Yards Rushing | 1558 | 1789 |
| Avg. Per Game | 97.4 | 111.8 |
| Total Rushes | 395 | 383 |
| Net Yards Passing | 4924 | 4796 |
| Avg. Per Game | 307.8 | 299.8 |
| Sacked/Yards Lost | 41/237 | 29/192 |
| Gross Yards | 5161 | 4988 |
| Att./Completions | 552/376 | 637/390 |
| Completion Pct. | 68.1 | 61.2 |
| Had Intercepted | 8 | 31 |
| Punts/Average | 55/45.6 | 58/43.0 |
| Net Punting Avg. | 55/38.6 | 58/37.2 |
| Penalties/Yards | 76/591 | 122/948 |
| Fumbles/Ball Lost | 15/6 | 19/7 |
| Touchdowns | 70 | 41 |
| Rushing | 12 | 10 |
| Passing | 51 | 29 |
| Returns | 7 | 2 |

| Rushing | No | Yds | Avg | Long | TD |
|-----------|-----|------|------|------|----|
| Starks | 133 | 578 | 4.3 | 40 | 1 |
| Grant | 134 | 559 | 4.2 | 47 | 2 |
| Rodgers | 60 | 257 | 4.3 | 25 | 3 |
| Kuhn | 30 | 78 | 2.6 | 12 | 4 |
| *Saine | 18 | 69 | 3.8 | 10 | 0 |
| *A.Green | 3 | 11 | 3.7 | 8 | 0 |
| Masthay | 1 | 6 | 6.0 | 6 | 0 |
| *Cobb | 2 | 5 | 2.5 | 4 | 0 |
| Raji | 1 | 1 | 1.0 | 1 | 1 |
| Flynn | 13 | -6 | -0.5 | 3 | 1 |
| Packers | 395 | 1558 | 3.9 | 47 | 12 |
| Opponents | 383 | 1789 | 4.7 | 54 | 10 |

| Field Goals | 1-19 | 20-29 | 30-39 | 40-49 | 50+ |
|-------------|---|-------|-------|-------|-----|
| Crosby | 1/1 | 4/5 | 14/14 | 3/5 | 2/3 |
| Packers | 1/1 | 4/5 | 14/14 | 3/5 | 2/3 |
| Opponents | 1/1 | 6/6 | 10/11 | 2/5 | 3/4 |
| Crosby | (1)(37G,19G,34G)(37G,28G)(0) | | | | |
| | (32G,35G,56G,30G)(32G)(39G,45G,24G,58G) | | | | |
| | (47G)(23G,(29N)(35G,32G)(43N,31G) | | | | |
| | (34G,38G,49G,33G)(54N)(1)(22G,47N) | | | | |
| Opponents | (30G,38G)(20G,33G,21G) | | | | |
| | (25G)(27G)(1)(47N,36G)(52G,46G)(52G) | | | | |
| | (52N)(23G,32G)(47N)(38G,50G)(1) | | | | |
| | (19G,32G,46G,20G)(49N,35G,30G)(30G,39N) | | | | |

| By Quarter | Q1 | Q2 | Q3 | Q4 | OT | Pts |
|------------|-----|-----|-----|-----|----|-----|
| Packers | 132 | 154 | 150 | 124 | 0 | 560 |
| Opponents | 66 | 97 | 66 | 130 | 0 | 359 |

| NFC North | W | L | T | Pct | Pts | OP |
|-----------|----|----|---|------|-----|-----|
| Green Bay | 15 | 1 | 0 | .938 | 560 | 359 |
| Detroit | 10 | 6 | 0 | .625 | 474 | 387 |
| Chicago | 8 | 8 | 0 | .500 | 353 | 341 |
| Minnesota | 3 | 13 | 0 | .188 | 340 | 449 |

| Receiving | No | Yds | Avg | Long | TD |
|-------------|-----|------|------|------|----|
| Nelson | 68 | 1263 | 18.6 | 93t | 15 |
| G.Jennings | 67 | 949 | 14.2 | 79t | 9 |
| Finley | 55 | 767 | 13.9 | 41 | 8 |
| J.Jones | 38 | 635 | 16.7 | 70t | 7 |
| Driver | 37 | 445 | 12.0 | 35t | 6 |
| Starks | 29 | 216 | 7.4 | 17 | 0 |
| *Cobb | 25 | 375 | 15.0 | 61 | 1 |
| Grant | 19 | 268 | 14.1 | 80t | 1 |
| Kuhn | 15 | 77 | 5.1 | 11 | 2 |
| *Saine | 10 | 69 | 6.9 | 22 | 0 |
| Crabtree | 6 | 38 | 6.3 | 15 | 1 |
| Quarless | 3 | 36 | 12.0 | 21 | 0 |
| *D.Williams | 2 | 13 | 6.5 | 7 | 0 |
| *A.Green | 1 | 6 | 6.0 | 6 | 0 |
| *R.Taylor | 1 | 4 | 4.0 | 4t | 1 |
| Packers | 376 | 5161 | 13.7 | 93t | 51 |
| Opponents | 390 | 4988 | 12.8 | 72 | 29 |

| Interceptions | No | Yds | Avg | Long | TD |
|---------------|----|-----|------|------|----|
| Woodson | 7 | 63 | 9.0 | 30t | 1 |
| Peprah | 5 | 147 | 29.4 | 76 | 1 |
| T.Williams | 4 | 92 | 23.0 | 43t | 1 |
| Shields | 4 | 68 | 17.0 | 60 | 0 |
| Matthews | 3 | 47 | 15.7 | 38t | 1 |
| Burnett | 3 | 0 | 0.0 | 0 | 0 |
| Bush | 2 | 39 | 19.5 | 35 | 0 |
| Francois | 2 | 1 | 0.5 | 1 | 0 |
| *Smith | 1 | 11 | 11.0 | 11 | 0 |
| Packers | 31 | 468 | 15.1 | 76 | 4 |
| Opponents | 8 | 63 | 7.9 | 30 | 0 |

| Primary Starters | | | |
|------------------|------------|--------|------------|
| WR | D.Driver | LDE | R.Pickett |
| LT | M.Newhouse | NT | B.Raji |
| | C.Clifton | RDE | H.Green |
| LG | T.Lang | J.Wynn | |
| C | S.Wells | LOLB | C.Matthews |
| RG | J.Sitton | BLB | A.Hawk |
| RT | B.Bulaga | MLB | D.Bishop |
| TE | J.Finley | ROLB | E.Walden |
| WR | G.Jennings | LCB | C.Woodson |
| QB | A.Rodgers | RCB | T.Williams |
| RB | R.Grant | SS | C.Peprah |
| FB | J.Kuhn | FS | M.Burnett |

Sacks: Matthews 6, Bishop 5, Raji 3, Walden 3, Wynn 3, Woodson 2, Bush 1.5, Hawk 1.5, Burnett 1, B.Jones 1, *So'oto 1, Zombo 1, Packers 29.0, Opponents 41.0

| Kickoff Returns | No | Yds | Avg | Long | TD |
|-----------------|----|------|------|------|----|
| *Cobb | 34 | 941 | 27.7 | 108t | 1 |
| Driver | 2 | 5 | 2.5 | 5 | 0 |
| *Saine | 2 | 40 | 20.0 | 20 | 0 |
| Crabtree | 1 | 11 | 11.0 | 11 | 0 |
| Lee | 1 | -1 | -1.0 | -1 | 0 |
| Woodson | 1 | 9 | 9.0 | 9 | 0 |
| Packers | 41 | 1005 | 24.5 | 108t | 1 |
| Opponents | 59 | 1378 | 23.4 | 57 | 0 |

| Passing | Att | Cmp | Yds | Cmp% | Yds/Att | TD | Int | Int% | LG | Sck/Yds | Rtng | |
|-----------|-----|-----|------|------|---------|----|------|------|-----|---------|--------|-------|
| Rodgers | 502 | 343 | 4643 | 68.3 | 9.25 | 45 | 9.0 | 6 | 1.2 | 93t | 36/219 | 122.5 |
| Flynn | 49 | 33 | 518 | 67.3 | 10.57 | 6 | 12.2 | 2 | 4.1 | 80t | 5/18 | 124.8 |
| *Cobb | 1 | 0 | 0 | 0.0 | 0.00 | 0 | 0.0 | 0 | 0.0 | --- | 0/0 | 39.6 |
| Packers | 552 | 376 | 5161 | 68.1 | 9.35 | 51 | 9.2 | 8 | 1.4 | 93t | 41/237 | 122.6 |
| Opponents | 637 | 390 | 4988 | 61.2 | 7.83 | 29 | 4.6 | 31 | 4.9 | 72 | 29/192 | 80.6 |

* - rookie

COMMUNITY
 ADMIN. & COACHES
 VETERANS
 DRAFT & FREE AGENTS
 2016 REVIEW
 2011

LAMBDA FIELD

MISC.

| Head Coach: | Mike McCarthy | GB | Opp | Attend | Site | Starting QB | Temp | |
|-------------|----------------------|----|-----|--------|-----------|-------------|-----------|------|
| S 9 | San Francisco 49ers | L | 22 | 30 | 70,523 | LF | A.Rodgers | 72 |
| S 13 | Chicago Bears | W | 23 | 10 | 70,543 | LF | A.Rodgers | 60 |
| S 24 | @ Seattle Seahawks | L | 12 | 14 | 68,218 | CIF | A.Rodgers | 67 |
| S 30 | New Orleans Saints | W | 28 | 27 | 70,571 | LF | A.Rodgers | 64 |
| O 7 | @ Indianapolis Colts | L | 27 | 30 | 67,020 | LOS | A.Rodgers | dome |
| O 14 | @ Houston Texans | W | 42 | 24 | 71,702 | RtS | A.Rodgers | dome |
| O 21 | @ St. Louis Rams | W | 30 | 20 | 64,359 | EJD | A.Rodgers | dome |
| O 28 | Jacksonville Jaguars | W | 24 | 15 | 70,464 | LF | A.Rodgers | 44 |
| N 4 | Arizona Cardinals | W | 31 | 17 | 70,504 | LF | A.Rodgers | 39 |
| N 18 | @ Detroit Lions | W | 24 | 20 | 63,716 | FdF | A.Rodgers | dome |
| N 25 | @ New York Giants | L | 10 | 38 | 80,365 | MIS | A.Rodgers | 34 |
| D 2 | Minnesota Vikings | W | 23 | 14 | 70,567 | LF | A.Rodgers | 45 |
| D 9 | Detroit Lions | W | 27 | 20 | 70,382 | LF | A.Rodgers | 33 |
| D 16 | @ Chicago Bears | W | 21 | 13 | 62,534 | SF | A.Rodgers | 44 |
| D 23 | Tennessee Titans | W | 55 | 7 | 70,508 | LF | A.Rodgers | 24 |
| D 30 | @ Minnesota Vikings | L | 34 | 37 | 64,134 | MD | A.Rodgers | dome |
| | | | 433 | 336 | 1,112,270 | | | |

Home: 7-1 (564,062) Away: 4-4 (548,208)

NFC Wild Card Playoff
 J 5 Minnesota Vikings.....W 24 10 71,548 LF A.Rodgers 29

NFC Divisional Playoff
 J 12 @ San Francisco 49ers.....L 31 45 69,732 CP A.Rodgers 48

| | GB | Opp |
|--------------------------|---------|----------|
| Total First Downs | 341 | 308 |
| Rushing | 85 | 83 |
| Passing | 213 | 191 |
| Penalty | 43 | 34 |
| Third Downs | 90/213 | 83/218 |
| Efficiency | 42.3 | 38.1 |
| Fourth Downs | 7/13 | 9/23 |
| Efficiency | 53.8 | 39.3 |
| Possession Avg. | 30:26 | 29:34 |
| Total Net Yards | 5751 | 5388 |
| Avg. Per Game | 359.4 | 336.8 |
| Total Plays | 1042 | 1033 |
| Avg. Per Play | 5.5 | 5.2 |
| Net Yards Rushing | 1702 | 1896 |
| Avg. Per Game | 106.4 | 118.5 |
| Total Rushes | 433 | 418 |
| Net Yards Passing | 4049 | 3492 |
| Avg. Per Game | 253.1 | 218.3 |
| Sacked/Yards Lost | 51/293 | 47/309 |
| Gross Yards | 4342 | 3801 |
| Att./Completions | 558/374 | 568/313 |
| Completion Pct. | 67.0 | 55.1 |
| Had Intercepted | 8 | 18 |
| Punts/Average | 71/42.9 | 75/44.7 |
| Net Punting Avg | 71/38.9 | 75/38.9 |
| Penalties/Yards | 103/923 | 123/1055 |
| Fumbles/Ball Lost | 16/8 | 18/5 |
| Touchdowns | 53 | 37 |
| Rushing | 9 | 12 |
| Passing | 40 | 24 |
| Returns | 4 | 1 |

By Quarter

| | Q1 | Q2 | Q3 | Q4 | OT | Pts |
|-----------|----|-----|----|-----|----|-----|
| Packers | 83 | 126 | 89 | 135 | 0 | 433 |
| Opponents | 53 | 118 | 80 | 85 | 0 | 336 |

Primary Starters

| | | | |
|----|------------|------|------------|
| WR | G.Jennings | LDE | R.Pickett |
| | J.Jones | NT | B.Raji |
| LT | M.Newhouse | RDE | C.Wilson |
| LG | T.Lang | LOLB | *N.Perry |
| CG | J.Saturday | | E.Walden |
| RG | J.Sitton | BLB | A.Hawk |
| RT | B.Bulaga | MLB | D.Smith |
| | *D.Barclay | | B.Jones |
| TE | J.Finley | ROLB | C.Matthews |
| WR | J.Nelson | LCB | T.Williams |
| | R.Cobb | RCB | S.Shields |
| QB | A.Rodgers | | *C.Hayward |
| RB | C.Benson | SS | C.Woodson |
| | A.Green | FS | M.Burnett |
| FB | J.Kuhn | | M.Jennings |

| | Rushing | No | Yds | Avg | Long | TD |
|------------------|------------|-------------|------------|-----------|-----------|----|
| Green | 135 | 464 | 3.4 | 41 | 0 | |
| Rodgers | 54 | 239 | 4.8 | 27 | 2 | |
| Starks | 71 | 255 | 3.6 | 22 | 1 | |
| Benson | 71 | 248 | 3.5 | 11 | 1 | |
| Harris | 34 | 157 | 4.6 | 21 | 2 | |
| Cobb | 10 | 132 | 13.2 | 28 | 0 | |
| Grant | 31 | 127 | 4.1 | 18 | 2 | |
| Kuhn | 23 | 63 | 2.7 | 9 | 1 | |
| Harrell | 4 | -3 | -8 | 0 | 0 | |
| Packers | 433 | 1702 | 3.9 | 41 | 9 | |
| Opponents | 418 | 1896 | 4.5 | 82 | 12 | |

| NFC North | W | L | T | Pct | Pts | OP |
|-----------|----|----|---|------|-----|-----|
| Green Bay | 11 | 5 | 0 | .688 | 433 | 336 |
| Minnesota | 10 | 6 | 0 | .625 | 379 | 348 |
| Chicago | 10 | 6 | 0 | .625 | 375 | 277 |
| Detroit | 4 | 12 | 0 | .250 | 372 | 437 |

| | Receiving | No | Yds | Avg | Long | TD |
|------------------|------------|-------------|-------------|-----------|-----------|----|
| Cobb | 80 | 954 | 11.9 | 39 | 8 | |
| J.Jones | 64 | 784 | 12.3 | 49 | 14 | |
| Finley | 61 | 667 | 10.9 | 40 | 2 | |
| Nelson | 49 | 745 | 15.2 | 73 | 7 | |
| G.Jennings | 36 | 366 | 10.2 | 45 | 4 | |
| Green | 18 | 125 | 6.9 | 19 | 0 | |
| Kuhn | 15 | 148 | 9.9 | 32 | 0 | |
| Benson | 14 | 97 | 6.9 | 18 | 0 | |
| Crabtree | 8 | 203 | 25.4 | 72 | 3 | |
| Driver | 8 | 77 | 9.6 | 26 | 2 | |
| D.Williams | 7 | 57 | 8.1 | 12 | 0 | |
| *Boykin | 5 | 27 | 5.4 | 9 | 0 | |
| Starks | 4 | 31 | 7.8 | 9 | 0 | |
| Harris | 2 | 17 | 8.5 | 11 | 0 | |
| Grant | 1 | 34 | 34.0 | 34 | 0 | |
| Taylor | 1 | 11 | 11.0 | 11 | 0 | |
| Rodgers | 1 | -1 | -1.0 | -1 | 0 | |
| Packers | 374 | 4342 | 11.6 | 73 | 40 | |
| Opponents | 313 | 3801 | 12.1 | 80 | 24 | |

Sacks: Matthews 13.0, Neal 4.5, *Moses 4.0, Hawk 3.0, Walden 3.0, Wilson 2.5, *Worthy 2.5, Burnett 2.0, *Daniels 2.0, B.Jones 2.0, *Perry 2.0, Smith 2.0, Woodson 1.5, House 1.0, Shields 1.0, Packers 47.0, Opponents 51.0

| | Passing | Att | Cmp | Yds | Cmp% | Yds/Att | TD | TD% | Int | Int% | LG | Sck/Yds | Rtg |
|------------------|------------|------------|-------------|-------------|-------------|-----------|------------|-----------|------------|------------|---------------|--------------|-----|
| Rodgers | 552 | 371 | 4295 | 67.2 | 7.78 | 39 | 7.1 | 8 | 1.4 | 7.3 | 51/293 | 108.0 | |
| Harrell | 4 | 2 | 20 | 50.0 | 5.00 | 0 | 0.0 | 0 | 0.0 | 11 | 0/0 | 64.6 | |
| Masthay | 2 | 1 | 27 | 50.0 | 13.50 | 1 | 50.0 | 0 | 0.0 | 27 | 0/0 | 135.4 | |
| Packers | 558 | 374 | 4342 | 67.0 | 7.78 | 40 | 7.2 | 8 | 1.4 | 7.3 | 51/293 | 108.0 | |
| Opponents | 568 | 313 | 3801 | 55.1 | 6.69 | 24 | 4.2 | 18 | 3.2 | 80 | 47/309 | 76.8 | |

| Scoring | TD | Ru | Pa | Rt | PAT | FG | S | Pts |
|------------------|-----------|-----------|-----------|----------|--------------|--------------|----------|------------|
| Crosby | 0 | 0 | 0 | 0 | 50/50 | 21/33 | 0 | 113 |
| J.Jones | 14 | 0 | 14 | 0 | | | | 84 |
| Cobb | 9 | 0 | 8 | 1 | | | | 54 |
| Nelson | 7 | 0 | 7 | 0 | | | | 44 |
| G.Jennings | 4 | 0 | 4 | 0 | | | | 24 |
| Crabtree | 3 | 0 | 3 | 0 | | | | 18 |
| Driver | 2 | 0 | 2 | 0 | | | | 12 |
| Finley | 2 | 0 | 2 | 0 | | | | 12 |
| Grant | 2 | 0 | 2 | 0 | | | | 12 |
| Harris | 2 | 0 | 2 | 0 | | | | 12 |
| Rodgers | 2 | 0 | 2 | 0 | | | | 12 |
| Benson | 1 | 0 | 1 | 0 | | | | 6 |
| *Daniels | 1 | 0 | 1 | 0 | | | | 6 |
| M.Jennings | 1 | 0 | 1 | 0 | | | | 6 |
| Kuhn | 1 | 0 | 1 | 0 | | | | 6 |
| *Moses | 1 | 0 | 1 | 0 | | | | 6 |
| Starks | 1 | 0 | 1 | 0 | | | | 6 |
| Packers | 53 | 9 | 40 | 4 | 50/50 | 21/33 | 0 | 433 |
| Opponents | 37 | 12 | 24 | 1 | 34/34 | 26/30 | 0 | 336 |

2-Point Conversions: Nelson, Packers 1-3, Opponents 1-3

Field Goals 1-19 20-29 30-39 40-49 50+

| | | | | | |
|------------------|------------|------------|------------|-------------|------------|
| Crosby | 0/0 | 5/5 | 5/7 | 9/12 | 2/9 |
| Packers | 0/0 | 5/5 | 5/7 | 9/12 | 2/9 |
| Opponents | 0/0 | 8/8 | 7/7 | 6/8 | 5/7 |

Crosby: (1)(48G,35G,54G)(29G,40G)(52N,51M)(47G,58N,23G,48G)(32N,25G)(44N,33G)(50N,38N,39G)(55N,28G)(30G,53N,47G,31G)(49G,51N,41G)(43N,42N)(26G,48G)(51G,40G)

Opponents: (40G,43G,63G)(45G)(1)(20G,27G,48N)(24G,58N,50G,28G)(51G)(50G,43G)(38G,22G,32G)(20G)(30G,27G)(43G)(42N)(46G,51N,34G)(34G,34G)(1)(54G,37G,29G)

| | Interceptions | No | Yds | Avg | Long | TD |
|------------------|---------------|------------|-------------|-----------|----------|----|
| *Hayward | 6 | 81 | 13.5 | 24 | 0 | |
| Shields | 3 | 32 | 10.7 | 32 | 0 | |
| T.Williams | 2 | 38 | 19.0 | 38 | 0 | |
| Walden | 2 | 22 | 11.0 | 20 | 0 | |
| Burnett | 2 | 1 | 0.5 | 1 | 0 | |
| M.Jennings | 1 | 72 | 72.0 | 72 | 1 | |
| *McMillian | 1 | 0 | 0.0 | 0 | 0 | |
| Woodson | 1 | 0 | 0.0 | 0 | 0 | |
| Packers | 18 | 246 | 13.7 | 72 | 1 | |
| Opponents | 8 | 47 | 5.9 | 20 | 0 | |

| | Punting | No | Yds | Avg | TB | In | LG | B |
|------------------|-----------|-------------|-------------|----------|-----------|-----------|----------|---|
| Masthay | 70 | 3043 | 43.5 | 5 | 30 | 65 | 1 | |
| Packers | 71 | 3043 | 42.9 | 5 | 30 | 65 | 1 | |
| Opponents | 75 | 3350 | 44.7 | 2 | 22 | 73 | 1 | |

| | Punt Returns | Ret | FC | Yds | Avg | Long | TD |
|------------------|--------------|-----------|------------|-------------|-----------|----------|----|
| Cobb | 31 | 21 | 292 | 9.4 | 75 | 1 | |
| Ross | 4 | 1 | 103 | 25.8 | 58 | 0 | |
| Shields | 1 | 0 | 0 | 0.0 | 0 | 0 | |
| Packers | 36 | 22 | 395 | 11.0 | 75 | 1 | |
| Opponents | 24 | 26 | 179 | 7.5 | 20 | 0 | |

| | Kickoff Returns | No | Yds | Avg | Long | TD |
|------------------|-----------------|-------------|-------------|-----------|----------|----|
| Cobb | 38 | 964 | 25.4 | 46 | 0 | |
| Ross | 3 | 86 | 28.7 | 44 | 0 | |
| D.Williams | 2 | 24 | 12.0 | 12 | 0 | |
| Packers | 43 | 1074 | 25.0 | 46 | 0 | |
| Opponents | 51 | 1193 | 23.4 | 41 | 0 | |

* - rookie

COMMUNITY COACHES ADMIN. & VETERANS DRAFT & FREE AGENTS 2016 REVIEW 2012

LAMBEAU FIELD MISC.

8-7-1, .531, FIRST, NFC NORTH 2013

| Head Coach: | Mike McCarthy | GB | Opp | Attend | Site | Starting QB | Temp | |
|-------------|-----------------------|----|-----|--------|-----------|-------------|-----------|------|
| S 8 | @ San Francisco 49ers | L | 28 | 34 | 69,732 | CP | A.Rodgers | 69 |
| S 15 | Washington Redskins | W | 38 | 20 | 78,020 | LF | A.Rodgers | 56 |
| S 22 | @ Cincinnati Bengals | L | 30 | 34 | 64,633 | PBS | A.Rodgers | 63 |
| O 6 | Detroit Lions | W | 22 | 9 | 78,200 | LF | A.Rodgers | 59 |
| O 13 | @ Baltimore Ravens | W | 19 | 17 | 71,319 | MTS | A.Rodgers | 61 |
| O 20 | Cleveland Browns | W | 31 | 13 | 77,804 | LF | A.Rodgers | 46 |
| O 27 | @ Minnesota Vikings | W | 44 | 31 | 64,134 | MD | A.Rodgers | dome |
| N 4 | Chicago Bears | L | 20 | 27 | 78,122 | LF | A.Rodgers | 49 |
| N 10 | Philadelphia Eagles | L | 13 | 27 | 78,011 | LF | S.Wallace | 45 |
| N 17 | @ New York Giants | L | 13 | 27 | 79,114 | MLS | S.Tolzien | 59 |
| N 24 | Minnesota Vikings | W | 26 | 26 | 77,871 | LF | S.Tolzien | 19 |
| N 28 | @ Detroit Lions | L | 10 | 40 | 64,934 | FD | M.Flynn | dome |
| D 8 | Atlanta Falcons | W | 22 | 21 | 77,550 | LF | M.Flynn | 9 |
| D 15 | @ Dallas Cowboys | W | 37 | 36 | 91,054 | ATS | M.Flynn | dome |
| D 22 | Pittsburgh Steelers | L | 31 | 38 | 77,999 | LF | M.Flynn | 23 |
| D 29 | @ Chicago Bears | W | 33 | 28 | 62,708 | SF | A.Rodgers | 26 |
| | | | 417 | 428 | 1,191,205 | | | |

Home: 4-3-1 (623.577) Away: 4-4 (567.628) + — overtime

NFC Wild Card Playoff

| | | | | | | | | |
|-----|---------------------|---|----|----|--------|----|-----------|---|
| J 5 | San Francisco 49ers | L | 20 | 23 | 77,525 | LF | A.Rodgers | 5 |
|-----|---------------------|---|----|----|--------|----|-----------|---|

| | GB | Opp | Rushing | No | Yds | Avg | Long | TD |
|--------------------------|---------|---------|------------------|------------|-------------|------------|-----------|-----------|
| Total First Downs | 351 | 330 | *Lacy | 284 | 1178 | 4.1 | 60 | 11 |
| Rushing | 119 | 116 | Starks | 89 | 493 | 5.5 | 41 | 3 |
| Passing | 201 | 190 | Rodgers | 30 | 120 | 4.0 | 18 | 0 |
| Penalty | 31 | 24 | *Franklin | 19 | 107 | 5.6 | 51 | 1 |
| Third Downs | 89/216 | 78/204 | Cobb | 4 | 78 | 19.5 | 67 | 0 |
| Efficiency | 41.2 | 38.2 | Flynn | 17 | 61 | 3.6 | 17 | 0 |
| Fourth Downs | 9/13 | 10/17 | Tolzien | 5 | 55 | 11.0 | 19 | 1 |
| Efficiency | 69.2 | 58.8 | Kuhn | 10 | 38 | 3.8 | 12 | 1 |
| Possession Avg. | 30:24 | 29:36 | Jennings | 1 | 6 | 6.0 | 6 | 0 |
| Total Net Yards | 6404 | 5956 | Packers | 459 | 2136 | 4.7 | 67 | 17 |
| Avg. Per Game | 400.3 | 372.3 | Opponents | 432 | 2000 | 4.6 | 41 | 16 |
| Total Plays | 1074 | 1015 | | | | | | |
| Avg. Per Play | 6.0 | 5.9 | | | | | | |
| Net Yards Rushing | 2136 | 2000 | | | | | | |
| Avg. Per Game | 133.5 | 125.0 | | | | | | |
| Total Rushes | 459 | 432 | | | | | | |
| Net Yards Passing | 4268 | 3956 | | | | | | |
| Avg. Per Game | 266.8 | 247.3 | | | | | | |
| Sacked/Yards Lost | 45/270 | 44/238 | | | | | | |
| Gross Yards | 4538 | 4194 | | | | | | |
| Att./Completions | 570/366 | 539/332 | | | | | | |
| Completion Pct. | 64.2 | 61.6 | | | | | | |
| Had Intercepted | 16 | 11 | | | | | | |
| Yards/Average | 64/44.6 | 70/42.8 | | | | | | |
| Net Punting Avg. | 64/39.0 | 70/35.6 | | | | | | |
| Penalties/Yards | 86/801 | 99/883 | | | | | | |
| Fumbles/Ball Lost | 19/9 | 18/11 | | | | | | |
| Touchdowns | 46 | 51 | | | | | | |
| Rushing | 17 | 16 | | | | | | |
| Passing | 25 | 30 | | | | | | |
| Returns | 4 | 5 | | | | | | |

| By Quarter | Q1 | Q2 | Q3 | Q4 | OT | Pts |
|------------|----|-----|-----|-----|----|-----|
| Packers | 78 | 105 | 113 | 118 | 3 | 417 |
| Opponents | 79 | 103 | 115 | 128 | 3 | 428 |

Primary Starters

| | | | |
|----|------------------|---------|------------|
| WR | J.Nelson | DE | B.Raji |
| LT | *D.Bakhtiari | NT | R.Pickett |
| LG | J.Sitton | RDE | J.Jolly |
| CG | E.Dietrich-Smith | LOLB | M.Neal |
| RG | T.Lang | N.Perry | |
| RT | D.Barclay | BLB | A.Hawk |
| TE | J.Finley | MLB | B.Jones |
| | A.Quarless | ROLB | C.Matthews |
| WR | J.Jones | LCB | T.Williams |
| | J.Boykin | RCB | S.Shields |
| QB | A.Rodgers | SS | M.Burnett |
| RB | *L.Lacy | FS | M.Jennings |
| FB | J.Kuhn | | |

| NFC North | W | L | T | Pct | Pts | OP |
|------------------|-----------|----------|----------|-------------|------------|------------|
| Green Bay | .8 | 7 | 1 | .531 | 417 | 428 |
| Chicago | 8 | 8 | 0 | .500 | 445 | 478 |
| Detroit | 7 | 9 | 0 | .438 | 395 | 376 |
| Minnesota | 5 | 10 | 1 | .344 | 391 | 480 |

| Receiving | No | Yds | Avg | Long | TD |
|------------------|------------|-------------|-------------|------------|-----------|
| Nelson | 85 | 1314 | 15.5 | 76t | 8 |
| J.Jones | 59 | 817 | 13.8 | 83t | 3 |
| Boykin | 49 | 681 | 13.9 | 52 | 3 |
| *Lacy | 35 | 257 | 7.3 | 34 | 0 |
| Quarless | 32 | 312 | 9.8 | 22 | 2 |
| Cobb | 31 | 433 | 14.0 | 48t | 4 |
| Finley | 25 | 300 | 12.0 | 52 | 3 |
| Kuhn | 13 | 81 | 6.2 | 20 | 0 |
| Starks | 10 | 89 | 8.9 | 23 | 1 |
| *White | 9 | 66 | 7.3 | 15 | 0 |
| Bostick | 7 | 120 | 17.1 | 26 | 1 |
| R.Taylor | 6 | 30 | 5.0 | 8 | 0 |
| *Franklin | 4 | 30 | 7.5 | 10 | 0 |
| Ross | 1 | 8 | 8.0 | 8 | 0 |
| Packers | 366 | 4538 | 12.4 | 83t | 25 |
| Opponents | 332 | 4194 | 12.6 | 67 | 30 |

| Interceptions | No | Yds | Avg | Long | TD |
|------------------|-----------|------------|-------------|-----------|----------|
| Shields | 4 | 3 | 0.8 | 7 | 0 |
| Williams | 3 | 10 | 3.3 | 10 | 0 |
| House | 1 | 11 | 11.0 | 11 | 0 |
| Hawk | 1 | 7 | 7.0 | 7 | 0 |
| Neal | 1 | 5 | 5.0 | 5 | 0 |
| Bush | 1 | 0 | 0.0 | 0 | 0 |
| Packers | 11 | 36 | 3.3 | 11 | 0 |
| Opponents | 16 | 279 | 17.4 | 76 | 3 |

| Sacks | No | Yds | Avg | Long | TD |
|-----------|------|-----|-----|------|----|
| Mathews | 7.5 | | | | |
| Daniels | 6.5 | | | | |
| Hawk | 5.0 | | | | |
| Neal | 5.0 | | | | |
| Perry | 4.0 | | | | |
| *D.Jones | 3.5 | | | | |
| B.Jones | 3.0 | | | | |
| Williams | 2.5 | | | | |
| Lattimore | 2.0 | | | | |
| House | 1.0 | | | | |
| *Hyde | 1.0 | | | | |
| Jennings | 1.0 | | | | |
| Jolly | 1.0 | | | | |
| *Mulumba | 1.0 | | | | |
| Packers | 44.0 | | | | |
| Opponents | 45.0 | | | | |

| Passing | Att | Cmp | Yds | Cmp% | Yds/Att | TD | TD% | Int | Int% | LG | Sck/Yds | Rtng |
|------------------|------------|------------|-------------|-------------|-------------|-----------|------------|-----------|------------|------------|---------------|-------------|
| Rodgers | 290 | 193 | 2536 | 66.6 | 8.7 | 17 | 5.9 | 6 | 2.1 | 83t | 21/117 | 104.9 |
| Flynn | 166 | 102 | 1146 | 61.4 | 6.9 | 7 | 4.2 | 4 | 2.4 | 56 | 17/102 | 86.1 |
| Tolzien | 90 | 55 | 717 | 61.1 | 7.9 | 1 | 1.1 | 5 | 5.6 | 52 | 3/26 | 66.8 |
| Wallace | 24 | 16 | 139 | 66.7 | 5.79 | 0 | 0.0 | 1 | 4.2 | 17 | 4/25 | 64.4 |
| Packers | 570 | 366 | 4538 | 64.2 | 7.96 | 25 | 4.4 | 16 | 2.8 | 83t | 45/270 | 91.7 |
| Opponents | 539 | 332 | 4194 | 61.6 | 7.78 | 30 | 5.6 | 11 | 2.0 | 67 | 44/238 | 95.9 |

| Scoring | TD | Ru | Pa | Rt | PAT | FG | S | PTS |
|------------------|-----------|-----------|-----------|----------|--------------|--------------|----------|------------|
| Crosby | 0 | 0 | 0 | 0 | 42/42 | 33/37 | 0 | 141 |
| *Lacy | 11 | 11 | 0 | 0 | 0 | 0 | 0 | 66 |
| Nelson | 8 | 0 | 8 | 0 | 0 | 0 | 0 | 48 |
| Boykin | 4 | 0 | 3 | 1 | 0 | 0 | 0 | 24 |
| Cobb | 4 | 0 | 4 | 0 | 0 | 0 | 0 | 24 |
| Starks | 4 | 3 | 1 | 0 | 0 | 0 | 0 | 24 |
| Finley | 3 | 0 | 3 | 0 | 0 | 0 | 0 | 18 |
| J.Jones | 3 | 0 | 3 | 0 | 0 | 0 | 0 | 18 |
| Quarless | 2 | 0 | 2 | 0 | 0 | 0 | 0 | 12 |
| Bostick | 1 | 0 | 1 | 0 | 0 | 0 | 0 | 6 |
| Burnett | 1 | 0 | 1 | 0 | 0 | 0 | 0 | 6 |
| *Franklin | 1 | 1 | 0 | 0 | 0 | 0 | 0 | 6 |
| *Hyde | 1 | 0 | 0 | 1 | 0 | 0 | 0 | 6 |
| Jennings | 1 | 0 | 0 | 1 | 0 | 0 | 0 | 6 |
| Kuhn | 1 | 1 | 0 | 0 | 0 | 0 | 0 | 6 |
| Tolzien | 1 | 1 | 0 | 0 | 0 | 0 | 0 | 6 |
| Packers | 46 | 17 | 25 | 4 | 42/42 | 33/37 | 0 | 417 |
| Opponents | 51 | 16 | 30 | 5 | 48/49 | 24/30 | 4 | 428 |

2-Pt Conversions: Packers 0-4, Opponents 0-2

| Field Goals | 1-19 | 20-29 | 30-39 | 40-49 | 50+ |
|-------------------|-------------------|---------------|-----------------------|-----------------------|------------|
| Crosby | 1/1 | 13/13 | 8/8 | 6/8 | 5/7 |
| Packers | 1/1 | 13/13 | 8/8 | 6/8 | 5/7 |
| Opponents | 0/0 | 9/9 | 5/7 | 7/8 | 3/6 |
| Crosby: | (1)(28G) | (41G,19G,26G) | (26G,52G,31G,42G,45G) | (45G,44N,31G,50G,31G) | (26G,52N) |
| | (30G,20G,45G) | (30G,23G) | (53N,42N,26G,35G) | (24G,57G) | (27G,20G) |
| | (54G) | (40G,33G,25G) | (57G) | (22G) | (33G,27G) |
| Opponents: | (48N,27G,33G) | (50N) | (52N) | (53G) | (23G) |
| | (46G,44G) | (36G) | (24G,27G) | (39N,25G,41G) | (40G,28G) |
| | (36G,47G,29G,35G) | (27G,31N) | (52N) | (47G,23G,43G,50G,50G) | (31G) |

| Punting | No | Yds | Avg | TB | In | Lg | B |
|------------------|-----------|-------------|-------------|----------|-----------|-----------|----------|
| Masthay | 64 | 2854 | 44.6 | 5 | 22 | 62 | 0 |
| Packers | 64 | 2854 | 44.6 | 5 | 22 | 62 | 0 |
| Opponents | 70 | 2994 | 42.8 | 8 | 25 | 61 | 1 |

| Punt Returns | Ret | FC | Yds | Avg | Long | TD |
|------------------|-----------|-----------|------------|-------------|------------|----------|
| *Hyde | 24 | 14 | 296 | 12.3 | 93t | 1 |
| Cobb | 3 | 5 | 23 | 7.7 | 16 | 0 |
| Ross | 2 | 2 | 20 | 10.0 | 11 | 0 |
| Kuhn | 1 | 0 | 0 | 0.0 | 0 | 0 |
| Packers | 30 | 21 | 339 | 11.3 | 93t | 1 |
| Opponents | 20 | 19 | 261 | 13.1 | 49 | 0 |

| Kickoff Returns | No | Yds | Avg | Long | TD |
|-----------------|----|-----|------|------|----|
| *Hyde | 22 | 531 | 24.1 | 70 | 0 |
| Ross | 6 | 75 | 12.5 | 21 | 0 |
| *Franklin | 4 | 82 | 20.5 | 26 | 0 |
| Kuhn | 2 | 40 | 20.0 | 21 | 0 |
| *Banjo | 1 | 12 | 12.0 | 12 | 0 |
| Bell | 1 | 22 | 22.0 | 22 | 0 |
| Cobb | 1 | 10 | 10.0 | 10 | 0 |
| *Hill | 1 | 19 | 19.0 | | |

12-4-0, .750, FIRST, NFC NORTH 2014

| Head Coach: | Mike McCarthy | GB | Opp | Attend | Site | Starting QB | Temp |
|-------------|------------------------|----|-----|--------|-----------|-------------|----------------|
| S 4 | @ Seattle Seahawks | L | 16 | 36 | 68,424 | CIF | A.Rodgers 71 |
| S 14 | New York Jets | W | 31 | 24 | 78,041 | LF | A.Rodgers 63 |
| S 21 | @ Detroit Lions | L | 7 | 19 | 62,418 | FdF | A.Rodgers dome |
| S 28 | @ Chicago Bears | W | 38 | 17 | 61,736 | SF | A.Rodgers 70 |
| O 2 | Minnesota Vikings | W | 42 | 10 | 78,054 | LF | A.Rodgers 62 |
| O 12 | @ Miami Dolphins | W | 27 | 24 | 70,875 | SLS | A.Rodgers 86 |
| O 19 | Carolina Panthers | W | 38 | 17 | 78,106 | LF | A.Rodgers 48 |
| O 26 | @ New Orleans Saints | L | 23 | 44 | 73,146 | MBD | A.Rodgers dome |
| N 9 | Chicago Bears | W | 55 | 14 | 78,292 | LF | A.Rodgers 34 |
| N 16 | Philadelphia Eagles | W | 53 | 20 | 78,270 | LF | A.Rodgers 28 |
| N 23 | @ Minnesota Vikings | W | 24 | 21 | 52,386 | TBS | A.Rodgers 49 |
| N 30 | New England Patriots | W | 26 | 21 | 78,431 | LF | A.Rodgers 28 |
| D 8 | Atlanta Falcons | W | 43 | 37 | 77,512 | LF | A.Rodgers 33 |
| D 14 | @ Buffalo Bills | L | 13 | 21 | 70,214 | RWS | A.Rodgers 38 |
| D 21 | @ Tampa Bay Buccaneers | W | 20 | 3 | 64,247 | RJS | A.Rodgers 75 |
| D 28 | Detroit Lions | W | 30 | 20 | 78,408 | LF | A.Rodgers 27 |
| | | | 486 | 348 | 1,148,560 | | |

Home: 8-0 (625,114) Away: 4-4 (523,446) + — overtime

NFC Divisional Playoff

J 11 Dallas Cowboys W 26 21 79,704 LF A.Rodgers 24

NFC Championship

J 18 @ Seattle Seahawks +L 22 28 68,538 CIF A.Rodgers 52

| | GB | Opp |
|--------------------------------|---------|---------|
| Total First Downs | 356 | 339 |
| Rushing | 104 | 116 |
| Passing | 222 | 196 |
| Penalty | 30 | 27 |
| Third Downs | 93/197 | 83/206 |
| Efficiency | 47.2 | 40.3 |
| Fourth Downs | 4/10 | 15/28 |
| Efficiency | 40.0 | 53.6 |
| Possession Avg. | 30:32 | 29:28 |
| Total Net Yards | 6178 | 5542 |
| Avg. Per Game | 386.1 | 346.4 |
| Total Plays | 1001 | 1054 |
| Avg. Per Play | 6.2 | 5.3 |
| Net Yards Rushing | 1917 | 1919 |
| Avg. Per Game | 119.8 | 119.9 |
| Total Rushes | 435 | 449 |
| Net Yards Passing | 4261 | 3623 |
| Avg. Per Game | 266.3 | 226.4 |
| Sacked/Yards Lost | 30/186 | 41/261 |
| Gross Yards | 4447 | 3884 |
| Att./Completions | 536/349 | 564/333 |
| Completion Pct. | 65.1 | 59.0 |
| Had Intercepted | 6 | 18 |
| Punts/Average | 51/42.3 | 62/43.4 |
| Net Punting Avg. | 51/37.0 | 62/36.7 |
| Penalties/Yards | 92/775 | 104/945 |
| Fumbles/Ball Lost | 19/7 | 20/9 |
| Touchdowns | 58 | 40 |
| Rushing | 14 | 11 |
| Passing | 38 | 26 |
| Returns | 6 | 3 |

| By Quarter | Q1 | Q2 | Q3 | Q4 | OT | Pts |
|------------|-----|-----|----|-----|----|-----|
| Packers | 151 | 159 | 84 | 92 | 0 | 486 |
| Opponents | 58 | 88 | 69 | 133 | 0 | 348 |

Primary Starters

| | | | |
|----|-------------|------|----------------|
| WR | J.Nelson | LDE | J.Boyd |
| LT | D.Bakhtiari | NT | L.Guion |
| LG | J.Sitton | RDE | M.Daniels |
| C | *C.Linsley | LOLB | J.Peppers |
| RG | T.Lang | BLB | A.Hawk |
| RT | B.Bulaga | MLB | S.Barrington |
| TE | A.Quarless | ROLB | C.Matthews |
| | *R.Rodgers | | N.Perry |
| WR | R.Cobb | LCB | T.Williams |
| | *D.Adams | RCB | S.Shields |
| QB | A.Rodgers | SS | M.Burnett |
| RB | E.Lacy | FS | *H.Clinton-Dix |
| FB | J.Kuhn | | M.Hyde |

| | Rushing | No | Yds | Avg | Long | TD |
|------------------------|------------|-------------|------------|------------|-----------|----|
| Lacy | 246 | 1139 | 4.6 | 44t | 9 | |
| Starks | 85 | 333 | 3.9 | 41 | 2 | |
| A.Rodgers | 43 | 269 | 6.3 | 19 | 2 | |
| Kuhn | 24 | 85 | 3.5 | 11 | 1 | |
| Harris | 16 | 64 | 4.0 | 12 | 0 | |
| Cobb | 11 | 37 | 3.4 | 12 | 0 | |
| Flynn | 10 | -10 | -1.0 | -1 | 0 | |
| Packers | 435 | 1917 | 4.4 | 44t | 14 | |
| Opponents | 449 | 1919 | 4.3 | 40 | 11 | |

| NFC North | W | L | T | Pct | Pts | OP |
|------------------------|-----------|----------|----------|-------------|------------|------------|
| Green Bay | 12 | 4 | 0 | .750 | 486 | 348 |
| Detroit | 11 | 5 | 0 | .688 | 321 | 282 |
| Minnesota | 7 | 9 | 0 | .438 | 325 | 343 |
| Chicago | 5 | 11 | 0 | .313 | 319 | 442 |

| | Receiving | No | Yds | Avg | Long | TD |
|------------------------|------------|-------------|-------------|------------|-----------|----|
| Nelson | 98 | 1519 | 15.5 | 80t | 13 | |
| Cobb | 91 | 1287 | 14.1 | 70t | 12 | |
| Lacy | 42 | 427 | 10.2 | 67 | 4 | |
| *Adams | 38 | 446 | 11.7 | 45 | 3 | |
| Quarless | 29 | 323 | 11.1 | 34 | 3 | |
| *R.Rodgers | 20 | 225 | 11.3 | 43 | 2 | |
| Starks | 18 | 140 | 7.8 | 28 | 0 | |
| Kuhn | 4 | 23 | 5.8 | 9 | 0 | |
| Boykin | 3 | 23 | 7.7 | 11 | 0 | |
| *Janis | 2 | 16 | 8.0 | 9 | 0 | |
| Bostick | 2 | 3 | 1.5 | 2 | 1 | |
| Harris | 1 | 11 | 11.0 | 11 | 0 | |
| Dorsey | 1 | 4 | 4.0 | 4 | 0 | |
| Packers | 349 | 4447 | 12.7 | 80t | 38 | |
| Opponents | 333 | 3884 | 11.7 | 79 | 26 | |

Sacks: Matthews 11.0, Peppers 7.0, Daniels 5.5, Neal 4.5, Guion 3.5, Perry 3.0, Burnett 1.5, D.Jones 1.5, Barrington 1.0, *Clinton-Dix 1.0, Hyde 1.0, Hawk 0.5, Packers 41.0, Opponents 30.0

* — rookie

| | Passing | Att | Cmp | Yds | Cmp% | Yds/Att | TD | TD% | Int | Int% | LG | Sck/Yds | Rtng |
|------------------------|------------|------------|-------------|-------------|-------------|-----------|------------|-----------|------------|------------|---------------|--------------|------|
| A.Rodgers | 520 | 341 | 4381 | 65.6 | 8.43 | 38 | 7.3 | 5 | 1.0 | 80t | 28/174 | 112.2 | |
| Flynn | 16 | 8 | 66 | 50.0 | 4.13 | 0 | 0.0 | 1 | 6.3 | 14 | 2/12 | 34.9 | |
| Packers | 536 | 349 | 4447 | 65.1 | 8.30 | 38 | 7.1 | 6 | 1.1 | 80t | 30/186 | 109.9 | |
| Opponents | 564 | 333 | 3884 | 59.0 | 6.89 | 26 | 4.6 | 18 | 3.2 | 79 | 41/261 | 82.0 | |

| Scoring | TD | Ru | Pa | Rt | PAT | FG | S | Pts |
|------------------|-----------|-----------|-----------|----------|--------------|--------------|----------|------------|
| Crosby | 0 | 0 | 0 | 0 | 53/55 | 27/33 | 0 | 134 |
| Lacy | 13 | 9 | 4 | 0 | | | 0 | 78 |
| Nelson | 13 | 0 | 13 | 0 | | | 0 | 78 |
| Cobb | 12 | 0 | 12 | 0 | | | 0 | 74 |
| *Adams | 3 | 0 | 3 | 0 | | | 0 | 18 |
| Quarless | 3 | 0 | 3 | 0 | | | 0 | 18 |
| Hayward | 2 | 0 | 2 | 0 | | | 0 | 12 |
| Hyde | 2 | 0 | 2 | 0 | | | 0 | 12 |
| Peppers | 2 | 0 | 2 | 0 | | | 0 | 12 |
| A.Rodgers | 2 | 2 | 0 | 0 | | | 0 | 12 |
| *R.Rodgers | 2 | 0 | 2 | 0 | | | 0 | 12 |
| Starks | 2 | 2 | 0 | 0 | | | 0 | 12 |
| Bostick | 1 | 0 | 1 | 0 | | | 0 | 6 |
| Kuhn | 1 | 1 | 0 | 0 | | | 0 | 6 |
| Packers | 58 | 14 | 38 | 6 | 53/55 | 27/33 | 0 | 486 |
| Opponents | 40 | 11 | 26 | 3 | 37/37 | 21/24 | 3 | 348 |

2-Pt Conversions: Cobb, Packers 1-3, Opponents 1-3

Field Goals 1-19 20-29 30-39 40-49 50+

Crosby 0/0 7/7 11/12 5/7 4/7

Packers 0/0 7/7 11/12 5/7 4/7

Opponents .. 0/0 5/5 9/9 3/5 4/5

Crosby: (23G)(31G,20G,55G)(1)(53G,38B)(1)(43G,30G)(34G)(31G,49G,27G)(20G,52G)(27G,33G,50N)(48G)(32G,35G,33G,40N,28G)(38G,33G,53G)(45G,53B,34G)(48N,42G,25G)(52B)

Opponents: (35G,20G)(52G)(30G,41N)(23G)(26G)(48G)(33G)(31G,29G,37G)(33G,33G)(1)(39G,51G)(47N)(53B,50G)(27G,51G,35G,48G)(43G)(1)

Interceptions No Yds Avg Long TD

Hayward 3 113 37.7 82t 1

Williams 3 2 0.7 2 0

Peppers 2 101 50.5 52t 2

Shields 2 62 31.0 62 0

Hyde 2 9 4.5 9 0

Matthews 1 40 40.0 40 0

Burnett 1 32 32.0 32 0

D.Jones 1 18 18.0 18 0

Lattimore 1 10 10.0 10 0

*Clinton-Dix 1 9 9.0 9 0

House 1 0 0.0 0 0

Packers **18** **396** **22.0** **82t** **3**

Opponents **6** **80** **13.3** **28** **0**

Punting No Yds Avg TB In Lg B

Mathsy 49 2159 44.1 4 14 63 2

Packers ... **51** **2159** **42.3** **4** **14** **63** **2**

Opponents . **62** **2691** **43.4** **4** **19** **67** **0**

Punt Returns Ret FC Yds Avg Long TD

Cobb 14 9 112 8.0 24 0

Hyde 14 3 221 15.8 75t 2

*Clinton-Dix 1 0 0 0.0 0 0

Packers **29** **12** **333** **11.5** **75t** **2**

Opponents .. **22** **10** **191** **8.7** **75t** **1**

Kickoff Returns No Yds Avg Long TD

Harris 22 456 20.7 41 0

Hyde 4 96 24.0 28 0

Boykin 1 3 3.0 3 0

Cobb 1 0 0.0 0 0

Nelson 1 0 0.0 0 0

Packers **29** **555** **19.1** **41** **0**

Opponents **58** **1421** **24.5** **101t** **1**

COMMUNITY

ADMIN. & COACHES

VETERANS

DRAFT & FREE AGENTS

2016 REVIEW

2014

LAMBEAU FIELD

MISC.

10-6-0, .625, SECOND, NFC NORTH 2015

| Head Coach: | Mike McCarthy | GB | Opp | Attend | Site | Starting QB | Temp | |
|-------------|-----------------------|----|-----|--------|-----------|-------------|-----------|------|
| S 13 | @ Chicago Bears | W | 31 | 23 | 62,442 | SF | A.Rodgers | 68 |
| S 20 | Seattle Seahawks | W | 27 | 17 | 78,433 | LF | A.Rodgers | 62 |
| S 28 | Kansas City Chiefs | W | 38 | 28 | 78,214 | LF | A.Rodgers | 67 |
| O 4 | @ San Francisco 49ers | W | 17 | 3 | 70,799 | LS | A.Rodgers | 74 |
| O 11 | St. Louis Rams | W | 24 | 10 | 78,432 | LF | A.Rodgers | 67 |
| O 18 | San Diego Chargers | W | 27 | 20 | 78,434 | LF | A.Rodgers | 54 |
| N 1 | @ Denver Broncos | L | 10 | 29 | 77,075 | SAF | A.Rodgers | 61 |
| N 8 | @ Carolina Panthers | L | 29 | 37 | 74,461 | BAS | A.Rodgers | 57 |
| N 15 | Detroit Lions | L | 16 | 18 | 78,526 | LF | A.Rodgers | 55 |
| N 22 | @ Minnesota Vikings | W | 30 | 13 | 52,529 | TBS | A.Rodgers | 30 |
| N 26 | Chicago Bears | L | 13 | 17 | 78,488 | LF | A.Rodgers | 39 |
| D 3 | @ Detroit Lions | W | 27 | 23 | 63,207 | FdF | A.Rodgers | dome |
| D 13 | Dallas Cowboys | W | 28 | 7 | 78,369 | LF | A.Rodgers | 53 |
| D 20 | @ Oakland Raiders | W | 30 | 20 | 55,087 | OC | A.Rodgers | 54 |
| D 27 | @ Arizona Cardinals | L | 8 | 38 | 64,878 | UPS | A.Rodgers | dome |
| J 3 | Minnesota Vikings | L | 13 | 20 | 78,412 | LF | A.Rodgers | 24 |
| | | | 368 | 323 | 1,147,786 | | | |

Home: 5-3 (627,308) **Away:** 5-3 (520,478) + — overtime
NFC Wild Card Playoff
 J 10 @ Washington Redskins... W 35 18 81,367 FxF A.Rodgers 61
NFC Divisional Playoff
 J 16 @ Arizona Cardinals... +L 20 26 65,089 UPS A.Rodgers dome

| | GB | Opp | Rushing | No | Yds | Avg | Long | TD | |
|--------------------------|-----------|-----------|------------------|------------|-------------|------------|-------------|------------|------------|
| Total First Downs | 317 | 300 | Lacy | 187 | 758 | 4.1 | 29 | 3 | |
| Rushing | 100 | 96 | Starks | 148 | 601 | 4.1 | 65t | 2 | |
| Passing | 173 | 183 | A.Rodgers | 58 | 344 | 5.9 | 18 | 1 | |
| Penalty | 44 | 21 | Cobb | 13 | 50 | 3.8 | 12 | 0 | |
| Third Downs | 70/208 | 79/220 | Kuhn | 9 | 28 | 3.1 | 5t | 2 | |
| Efficiency | 33.7 | 35.9 | *Crockett | 9 | 21 | 2.3 | 10 | 0 | |
| Fourth Downs | 11/21 | 10/21 | *Harris | 4 | 19 | 4.8 | 16 | 0 | |
| Efficiency | 52.4 | 47.6 | *Montgomery | 3 | 14 | 4.7 | 9 | 0 | |
| Possession Avg. | 30:08 | 29:52 | R.Rodgers | 1 | 11 | 11.0 | 11 | 0 | |
| Total Net Yards | 5353 | 5547 | Masthay | 1 | 7 | 7.0 | 7 | 0 | |
| Avg. Per Game | 334.6 | 346.7 | Tolzien | 3 | -3 | -1.0 | 0 | 0 | |
| Total Plays | 1056 | 1014 | Packers | 436 | 1850 | 4.2 | 65t | 8 | |
| Avg. Per Play | 5.1 | 5.5 | Opponents | 420 | 1905 | 4.5 | 55 | 13 | |
| Net Yards Rushing | 1850 | 1905 | NFC North | | | | | | |
| Avg. Per Game | 115.6 | 119.1 | Minnesota | 11 | 5 | 0 | 688 | 365 | 302 |
| Total Rushes | 436 | 420 | Green Bay | 10 | 6 | 0 | .625 | 368 | 323 |
| Net Yards Passing | 3503 | 3642 | Detroit | 7 | 9 | 0 | 438 | 358 | 400 |
| Avg. Per Game | 218.9 | 227.6 | Chicago | 6 | 10 | 0 | .375 | 335 | 397 |
| Sacked/Yards Lost | 47/322 | 43/256 | Receiving | | | | | | |
| Gross Yards | 3825 | 3898 | Cobb | 79 | 829 | 10.5 | 53t | 6 | |
| Att./Completions | 573/348 | 551/321 | R.Rodgers | 58 | 510 | 8.8 | 61t | 8 | |
| Completion Pct. | 60.7 | 58.3 | J.Jones | 50 | 890 | 17.8 | 65t | 8 | |
| Had Intercepted | 8 | 16 | Adams | 50 | 483 | 9.7 | 40 | 1 | |
| Punts/Average | 81/43.9 | 82/43.4 | Starks | 43 | 392 | 9.1 | 30 | 3 | |
| Net Punting Avg. | 81/40.3 | 82/40.2 | Lacy | 20 | 188 | 9.4 | 28t | 2 | |
| Penalties/Yards | 105/906 | 120/1107 | *Montgomery | 15 | 136 | 9.1 | 31t | 2 | |
| Fumbles/Ball Lost | 24/9 | 19/6 | Perillo | 11 | 102 | 9.3 | 24 | 1 | |
| Touchdowns | 42 | 36 | Abbrederis | 9 | 111 | 12.3 | 32 | 0 | |
| Rushing | 8 | 13 | Kuhn | 6 | 56 | 9.3 | 19 | 0 | |
| Passing | 31 | 20 | Quarless | 4 | 31 | 7.8 | 13 | 0 | |
| Returns | 3 | 3 | Janis | 2 | 79 | 39.5 | 46 | 0 | |
| | | | *Ripkowski | 1 | 18 | 18.0 | 18 | 0 | |
| By Quarter | Q1 | Q2 | Q3 | Q4 | OT | Pts | | | |
| Packers | 106 | 56 | 86 | 120 | 0 | 368 | | | |
| Opponents | 45 | 121 | 106 | 51 | 0 | 323 | | | |

| WR | R.Cobb | DT | M.Daniels |
|----|-------------|------|---------------|
| LT | D.Bakhtiari | NT | B.Raji |
| LG | J.Sitton | LOLB | M.Neal |
| C | C.Linsley | BLB | N.Palmer |
| RG | T.Lang | MLB | C.Matthews |
| RT | B.Bulaga | ROLB | J.Peppers |
| TE | R.Rodgers | LCB | *D.Randall |
| WR | J.Jones | RCB | S.Shields |
| | D.Adams | CB | C.Hayward |
| QB | A.Rodgers | SS | M.Burnett |
| RB | E.Lacy | FS | H.Clinton-Dix |
| FB | J.Kuhn | | |

Primary Starters

| Passing | Att | Cmp | Yds | Cmp% | Yds/Att | TD | Int | Int% | LG | Sck | Yds | Rtg |
|------------------|------------|------------|-------------|-------------|-------------|-----------|------------|-----------|------------|------------|---------------|-------------|
| A.Rodgers | 572 | 347 | 3821 | 60.7 | 6.68 | 31 | 5.4 | 8 | 1.4 | 65t | 46/314 | 92.7 |
| Tolzien | 1 | 1 | 4 | 100.0 | 4.00 | 0 | 0.0 | 0 | 0.0 | 4 | 1/8 | 83.3 |
| Packers | 573 | 348 | 3825 | 60.7 | 6.68 | 31 | 5.4 | 8 | 1.4 | 65t | 47/322 | 92.7 |
| Opponents | 551 | 321 | 3898 | 58.3 | 7.07 | 20 | 3.6 | 16 | 2.9 | 68 | 43/256 | 80.1 |

Sacks: Peppers 10.5, Matthews 6.5, Daniels 4, Neal 4, Perry 3.5, Clinton-Dix 3, Elliott 3, D.Jones 3, Hyde 1, Palmer 1, Pannel 1, Rollins 1, Thomas 1, Raji 0.5, Packers 43.0, Opponents 47.0

| Scoring | TD | Ru | Pa | Ret | PAT | FG | S | Pts |
|------------------|-----------|-----------|-----------|----------|--------------|--------------|----------|------------|
| Crosby | 0 | 0 | 0 | 0 | 36/36 | 24/28 | 0 | 108 |
| J.Jones | 8 | 0 | 8 | 0 | 0 | 0 | 0 | 52 |
| R.Rodgers | 8 | 0 | 8 | 0 | 0 | 0 | 0 | 50 |
| Cobb | 7 | 0 | 6 | 1 | 0 | 0 | 0 | 42 |
| Lacy | 5 | 3 | 2 | 0 | 0 | 0 | 0 | 30 |
| Starks | 5 | 2 | 3 | 0 | 0 | 0 | 0 | 30 |
| Kuhn | 2 | 2 | 0 | 0 | 0 | 0 | 0 | 12 |
| *Montgomery | 2 | 0 | 2 | 0 | 0 | 0 | 0 | 12 |
| Adams | 1 | 0 | 1 | 0 | 0 | 0 | 0 | 8 |
| Perillo | 1 | 0 | 1 | 0 | 0 | 0 | 0 | 6 |
| *Randall | 1 | 0 | 0 | 1 | 0 | 0 | 0 | 6 |
| A.Rodgers | 1 | 1 | 0 | 0 | 0 | 0 | 0 | 6 |
| *Rollins | 1 | 0 | 0 | 1 | 0 | 0 | 0 | 6 |
| Packers | 42 | 8 | 31 | 3 | 36/36 | 24/28 | 0 | 368 |
| Opponents | 36 | 13 | 20 | 3 | 31/34 | 24/28 | 1 | 323 |

2-Pt Conversions: J.Jones 2, Adams 1, R. Rodgers, Packers 4-6, Opponents 1-2

Field Goals 1-19 20-29 30-39 40-49 50-5+

| | | | | | |
|------------------|------------|------------|------------|-------------|------------|
| Crosby | 1/1 | 7/7 | 4/4 | 8/11 | 4/5 |
| Packers | 1/1 | 7/7 | 4/4 | 8/11 | 4/5 |
| Opponents | 1/1 | 6/6 | 7/7 | 5/6 | 5/8 |

Crosby: (37G)(54G,18G,44G,21G)(44G)(44N,31G)(35G)(23G,28G)(56G)(44G,52N)(42G,47G,40G,42G,52G)(22G,50G)(41N)(24G,21G,33G,49B)(28G,43G)

Opponents: (28G,50G,44G)(54G)(33G)(42G,50B,53N,63N)(36G,32G)(50G,24G)(20G,49G,43N,22G)(49G,51G)(21G)(51G,34G,42G)(23G,30G)(19G)(39G,32G)

| Interceptions | No | Yds | Avg | Long | TD |
|------------------|-----------|------------|-------------|------------|----------|
| *Randall | 3 | 47 | 15.7 | 43t | 1 |
| Hyde | 3 | 36 | 12.0 | 34 | 0 |
| Shields | 3 | 15 | 5.0 | 15 | 0 |
| *Rollins | 2 | 48 | 24.0 | 45t | 1 |
| Clinton-Dix | 2 | 2 | 1.0 | 2 | 0 |
| Matthews | 1 | 42 | 42.0 | 42 | 0 |
| Daniels | 1 | 6 | 6.0 | 6 | 0 |
| Elliott | 1 | 2 | 2.0 | 2 | 0 |
| Packers | 16 | 198 | 12.4 | 45t | 2 |
| Opponents | 8 | 55 | 6.9 | 29 | 0 |

| Punting | No | Yds | Av | Int | Lg | B |
|------------------|-----------|-------------|-------------|----------|-----------|-----------|
| Masthay | 81 | 3557 | 43.9 | 6 | 18 | 62 |
| Packers | 81 | 3557 | 43.9 | 6 | 18 | 62 |
| Opponents | 82 | 3560 | 43.4 | 5 | 30 | 61 |

| Punt Returns | Ret | FC | Yds | Avg | Long | TD |
|------------------|-----------|-----------|------------|------------|-----------|----------|
| Hyde | 27 | 18 | 157 | 5.8 | 16 | 0 |
| Cobb | 4 | 4 | 10 | 2.5 | 10 | 0 |
| Abbrederis | 0 | 1 | 0 | -- | -- | 0 |
| Packers | 31 | 23 | 167 | 5.4 | 16 | 0 |
| Opponents | 41 | 14 | 174 | 4.2 | 23 | 0 |

| Kickoff Returns | No | Yds | Avg | Long | TD |
|------------------|-----------|------------|-------------|------------|----------|
| Janis | 14 | 406 | 29.0 | 70 | 0 |
| Hyde | 8 | 187 | 23.4 | 30 | 0 |
| *Montgomery | 7 | 218 | 31.1 | 46 | 0 |
| Abbrederis | 2 | 52 | 26.0 | 30 | 0 |
| Kuhn | 2 | 9 | 4.5 | 9 | 0 |
| D.Jones | 1 | 9 | 9.0 | 9 | 0 |
| *Ripkowski | 1 | 0 | 0.0 | 0 | 0 |
| Tretter | 1 | 0 | 0.0 | 0 | 0 |
| Packers | 36 | 881 | 24.5 | 70 | 0 |
| Opponents | 37 | 988 | 26.7 | 104 | 0 |

* — rookie

COMMUNITY
 ADMIN. & COACHES
 VETERANS
 DRAFT & FREE AGENTS
 2016 REVIEW
 2015
 LAMBAU FIELD
 MISC.

10-6-0, .625, FIRST, NFC NORTH 2016

| Head Coach: | Mike McCarthy | GB | Opp | Attend | Site | Starting QB | Temp |
|-------------|------------------------|---------|-----|-----------|------|-------------|------|
| S 11 | @ Jacksonville Jaguars | W 27 | 23 | 63,179 | EBF | A.Rodgers | 90 |
| S 18 | @ Minnesota Vikings | L 14 | 17 | 66,813 | USS | A.Rodgers | dome |
| S 25 | Detroit Lions | W 34 | 27 | 78,411 | LF | A.Rodgers | 72 |
| O 9 | New York Giants | W 23 | 16 | 78,401 | LF | A.Rodgers | 49 |
| O 16 | Dallas Cowboys | L 16 | 30 | 78,481 | LF | A.Rodgers | 69 |
| O 20 | Chicago Bears | W 26 | 10 | 78,217 | LF | A.Rodgers | 47 |
| O 30 | @ Atlanta Falcons | L 32 | 33 | 70,165 | GD | A.Rodgers | dome |
| N 6 | Indianapolis Colts | L 26 | 31 | 78,437 | LF | A.Rodgers | 68 |
| N 13 | @ Tennessee Titans | L 25 | 47 | 69,116 | NS | A.Rodgers | 56 |
| N 20 | @ Washington Redskins | L 24 | 42 | 77,137 | FxF | A.Rodgers | 38 |
| N 28 | @ Philadelphia Eagles | W 27 | 13 | 69,596 | LFF | A.Rodgers | 47 |
| D 4 | Houston Texans | W 21 | 13 | 77,867 | LF | A.Rodgers | 32 |
| D 11 | Seattle Seahawks | W 38 | 10 | 78,057 | LF | A.Rodgers | 26 |
| D 18 | @ Chicago Bears | W 30 | 27 | 61,137 | SF | A.Rodgers | 11 |
| D 24 | Minnesota Vikings | W 38 | 25 | 77,856 | LF | A.Rodgers | 37 |
| J 1 | @ Detroit Lions | W 31 | 24 | 66,345 | FdF | A.Rodgers | dome |
| | | 432 388 | | 1,169,018 | | | |

Home: 6-2 (625,530) Away: 4-4 (543,488)

NFC Wild Card Playoff

| | | | | | | | |
|-----|-----------------|------|----|--------|----|-----------|----|
| J 8 | New York Giants | W 38 | 13 | 77,549 | LF | A.Rodgers | 14 |
|-----|-----------------|------|----|--------|----|-----------|----|

NFC Divisional Playoff

| | | | | | | | |
|------|------------------|------|----|--------|-----|-----------|------|
| J 15 | @ Dallas Cowboys | W 34 | 31 | 93,396 | ATS | A.Rodgers | dome |
|------|------------------|------|----|--------|-----|-----------|------|

NFC Championship

| | | | | | | | |
|------|-------------------|------|----|--------|----|-----------|------|
| J 22 | @ Atlanta Falcons | L 21 | 44 | 71,127 | GD | A.Rodgers | dome |
|------|-------------------|------|----|--------|----|-----------|------|

| | GB | Opp |
|--------------------------|---------|---------|
| Total First Downs | 349 | 329 |
| Rushing | 91 | 80 |
| Passing | 222 | 227 |
| Penalty | 36 | 22 |
| Third Downs | 98/210 | 82/199 |
| Efficiency | 46.7 | 41.2 |
| Fourth Downs | 7/17 | 12/18 |
| Efficiency | 41.2 | 66.7 |
| Possession Avg. | 31:14 | 28:46 |
| Total Net Yards | 5900 | 5823 |
| Avg. Per Game | 368.8 | 363.9 |
| Total Plays | 1029 | 987 |
| Avg. Per Play | 5.7 | 5.9 |
| Net Yards Rushing | 1701 | 1515 |
| Avg. Per Game | 106.3 | 94.7 |
| Total Rushes | 374 | 376 |
| Net Yards Passing | 4199 | 4308 |
| Avg. Per Game | 262.4 | 269.3 |
| Sacked/Yards Lost | 35/246 | 40/295 |
| Gross Yards | 4445 | 4603 |
| Att./Completions | 620/403 | 571/370 |
| Completion Pct. | 65.0 | 64.8 |
| Had Intercepted | 8 | 17 |
| Punts/Average | 56/43.2 | 59/42.8 |
| Net Punting Avg. | 39.1 | 38.5 |
| Penalties/Yards | 100/827 | 109/964 |
| Fumbles/Ball Lost | 21/9 | 13/8 |
| Touchdowns | 51 | 45 |
| Rushing | 11 | 11 |
| Passing | 40 | 32 |
| Returns | 0 | 2 |

| By Quarter | Q1 | Q2 | Q3 | Q4 | OT | Pts |
|------------|----|-----|----|-----|----|-----|
| Packers | 93 | 145 | 59 | 135 | 0 | 432 |
| Opponents | 82 | 122 | 62 | 122 | 0 | 388 |

Primary Starters

| | | | |
|----|--------------|------|---------------|
| WR | J.Nelson | DT | M.Daniels |
| LT | D.Bakhtiyor | NT | L.Guion |
| LG | L.Taylor | LOLB | J.Peppers |
| C | C.Linsley | | N.Perry |
| RG | T.Lang | ILB | J.Ryan |
| RT | B.Bulaga | ILB | *B.Martinez |
| TE | J.Cook | | J.Thomas |
| | R.Rodgers | ROLB | C.Matthews |
| WR | R.Cobb | LCB | D.Randall |
| | D.Adams | RCB | L.Gunter |
| QB | A.Rodgers | CB | M.Hyde |
| RB | T.Montgomery | SS | M.Burnett |
| FB | A.Ripkowski | FS | H.Clinton-Dix |

| | Rushing | No | Yds | Avg | Long | TD |
|------------------|------------|-------------|------------|-----------|-----------|----|
| Montgomery | 77 | 457 | 5.9 | 61 | 3 | |
| A.Rodgers | 67 | 369 | 5.5 | 23 | 4 | |
| Lacy | 71 | 360 | 5.1 | 31 | 0 | |
| Ripkowski | 34 | 150 | 4.4 | 15 | 2 | |
| Starks | 63 | 145 | 2.3 | 11 | 0 | |
| Michael | 31 | 114 | 3.7 | 42 | 1 | |
| Janis | 2 | 38 | 19.0 | 19 | 1 | |
| Cobb | 10 | 33 | 3.3 | 14 | 0 | |
| *Jackson | 10 | 32 | 3.2 | 7 | 0 | |
| K.Davis | 5 | 5 | 1.0 | 4 | 0 | |
| *Kerridge | 1 | 0 | 0.0 | 0 | 0 | |
| Hundley | 3 | -2 | -0.7 | 0 | 0 | |
| Packers | 374 | 1701 | 4.5 | 61 | 11 | |
| Opponents | 376 | 1515 | 4.0 | 75 | 11 | |

| NFC North | W | L | T | Pct | Pts | OP |
|------------------|-----------|----------|----------|-------------|------------|------------|
| Green Bay | 10 | 6 | 0 | .625 | 432 | 388 |
| Detroit | 9 | 7 | 0 | .563 | 346 | 358 |
| Minnesota | 8 | 8 | 0 | .500 | 327 | 307 |
| Chicago | 3 | 13 | 0 | .188 | 279 | 399 |

| | Receiving | No | Yds | Avg | Long | TD |
|------------------|------------|-------------|-------------|-----------|-----------|----|
| Nelson | 97 | 1257 | 13.0 | 60 | 14 | |
| Adams | 75 | 997 | 13.3 | 66 | 12 | |
| Cobb | 60 | 610 | 10.2 | 47 | 4 | |
| Montgomery | 44 | 348 | 7.9 | 24 | 0 | |
| Cook | 30 | 377 | 12.6 | 47 | 1 | |
| R.Rodgers | 30 | 271 | 9.0 | 22 | 2 | |
| Starks | 19 | 134 | 7.1 | 31 | 2 | |
| *Allison | 12 | 202 | 16.8 | 39 | 2 | |
| Janis | 11 | 93 | 8.5 | 25 | 1 | |
| Ripkowski | 9 | 46 | 5.1 | 9 | 1 | |
| Perillo | 4 | 35 | 8.8 | 13 | 0 | |
| Lacy | 4 | 28 | 7.0 | 17 | 0 | |
| *T.Davis | 3 | 24 | 8.0 | 9 | 1 | |
| Michael | 2 | 11 | 5.5 | 10 | 0 | |
| K.Davis | 2 | 4 | 2.0 | 10 | 0 | |
| Abbrederis | 1 | 8 | 8.0 | 8 | 0 | |
| Packers | 403 | 4445 | 11.0 | 66 | 40 | |
| Opponents | 370 | 4603 | 12.4 | 73 | 32 | |

Sacks: Perry 11.0, Peppers 7.5, Matthews 5.0, Daniels 4.0, Burnett 3.0 *Fackrell 2.0, *Lowry 2.0, Elliott 1.0, Hyde 1.0, Jones 1.0, *Martinez 1.0, Clinton-Dix 0.5, Packers 40.0, Opponents 35.0

| | Passing | Att | Cmp | Yds | Cmp% | Yds/Att | TD | TD% | Int | Int% | LG | Sck/Yds | Rtg |
|------------------|------------|------------|-------------|-------------|-------------|-----------|------------|-----------|------------|-----------|---------------|--------------|-----|
| A.Rodgers | 610 | 401 | 4428 | 65.7 | 7.26 | 40 | 6.6 | 7 | 1.1 | 66 | 35/246 | 104.2 | |
| Hundley | 10 | 2 | 17 | 20.0 | 1.70 | 0 | 0.0 | 1 | 10.0 | 9 | 0/0 | 0.0 | |
| Packers | 620 | 403 | 4445 | 65.0 | 7.17 | 40 | 6.5 | 8 | 1.3 | 66 | 35/246 | 102.3 | |
| Opponents | 571 | 370 | 4603 | 64.8 | 8.06 | 32 | 5.6 | 17 | 3.0 | 73 | 40/295 | 95.9 | |

| Scoring | TD | Ru | Pa | RT | PAT | FG | S | Pts |
|------------------|-----------|-----------|-----------|----------|--------------|--------------|----------|------------|
| Crosby | 0 | 0 | 0 | 0 | 44/47 | 26/30 | 0 | 122 |
| Nelson | 14 | 0 | 14 | 0 | 0 | 0 | 0 | 84 |
| Adams | 12 | 0 | 12 | 0 | 0 | 0 | 0 | 74 |
| A.Rodgers | 4 | 4 | 0 | 0 | 0 | 0 | 0 | 26 |
| Cobb | 4 | 0 | 4 | 0 | 0 | 0 | 0 | 24 |
| Montgomery | 3 | 3 | 0 | 0 | 0 | 0 | 0 | 18 |
| Ripkowski | 3 | 2 | 1 | 0 | 0 | 0 | 0 | 18 |
| *Allison | 2 | 0 | 2 | 0 | 0 | 0 | 0 | 12 |
| Janis | 2 | 1 | 1 | 0 | 0 | 0 | 0 | 12 |
| R.Rodgers | 2 | 0 | 2 | 0 | 0 | 0 | 0 | 12 |
| Starks | 2 | 0 | 2 | 0 | 0 | 0 | 0 | 12 |
| Cook | 1 | 0 | 1 | 0 | 0 | 0 | 0 | 6 |
| *T.Davis | 1 | 0 | 1 | 0 | 0 | 0 | 0 | 6 |
| Michael | 1 | 1 | 0 | 0 | 0 | 0 | 0 | 6 |
| Packers | 51 | 11 | 40 | 0 | 44/47 | 26/30 | 0 | 432 |
| Opponents | 45 | 11 | 32 | 2 | 37/40 | 27/29 | 0 | 388 |

2-Pt Conversions:

Adams, A.Rodgers, Packers 2-4, Opponents 0-5

Field Goals 1-19 20-29 30-39 40-49 50+

Crosby 1/1 6/6 13/15 5/6 1/2

Packers 1/1 6/6 13/15 5/6 1/2

Opponents: 0/0 9/9 6/7 7/8 5/5

Crosby: (25G,20G)(36G,46G)

(44G,33G,25G)(37G,43G,34G)

(32G,40G,31G)(29G)(34G,48N,27G)

(29G,38G)(36G,36N)(33G,32G)(1)

(51N,38G)(34G,18G,32G)(48G)(53G)

Opponents: (26G,39G,50G)(46G)

(42G,43N,50G)(47G,41G,30G)

(44G,22G,32G)(39G)(36G,40G)(28G)

(51G,23G)(37G)(48G,50G)(1)(28G)

(26G,22G)(22G,26G)(39N,54G)

Interceptions No Yds Avg Long TD

Clinton-Dix 5 75 15.0 27 0

Randall 3 91 30.3 44 0

Hyde 3 11 3.7 11 0

Burnett 2 19 9.5 19 0

Thomas 1 9 9.0 9 0

*Martinez 1 4 4.0 4 0

Perry 1 0 0.0 0 0

Rollins 1 0 0.0 0 0

Packers 17 209 12.3 44 0

Opponents 8 85 10.6 33 0

Punting No Yds Avg TB Int LG B

Schum 56 2420 43.2 4 19 65 0

Packers 56 2420 43.2 4 19 65 0

Opponents 59 2525 42.8 1 24 67 0

Punt Returns Ret FC Yds Avg Long TD

Hyde 11 6 64 5.8 19 0

*T.Davis 9 11 115 12.8 55 0

Cobb 4 4 54 13.5 23 0

*Evans 1 0 0 0 0 0

Randall 1 0 2 2.0 2 0

Packers 26 21 235 9.0 55 0

Opponents 16 18 151 9.4 20 0

Kickoff Returns No Yds Avg Long TD

Montgomery 18 366 20.3 40 0

Janis 6 119 19.8 28 0

*T.Davis 3 64 21.3 26 0

Michael 3 64 21.3 30 0

K.Davis 1 18 18.0 18 0

R.Rodgers 1 0 0 0 0 0

Packers 32 631 19.7 40 0

Opponents 41 1080 26.3 99

* — rookie

COMMUNITY

ADMIN. & COACHES

VETERANS

DRAFT & FREE AGENTS

2016 REVIEW

2016

LAMBEAU FIELD

MISC.

OVERALL

HOME

GREEN BAY

MILWAUKEE

AWAY

| Year | W | L | T | Pct | Year | W | L | T | Pct | Year | W | L | T | Pct | Year | W | L | T | Pct | Year | W | L | T | Pct |
|------|----|----|---|-------|------|---|---|---|-------|------|---|---|---|-------|------|----|---|---|-------|------|---|---|---|-----|
| 1921 | 3 | 2 | 1 | .600 | 1921 | 3 | 1 | 0 | .750 | 1921 | - | - | - | - | 1921 | 0 | 1 | 1 | .000 | | | | | |
| 1922 | 4 | 3 | 3 | .571 | 1922 | 3 | 1 | 1 | .750 | 1922 | - | - | - | - | 1922 | *1 | 2 | 2 | .333 | | | | | |
| 1923 | 7 | 2 | 1 | .778 | 1923 | 4 | 2 | 1 | .667 | 1923 | - | - | - | - | 1923 | 3 | 0 | 0 | 1.000 | | | | | |
| 1924 | 7 | 4 | 0 | .636 | 1924 | 5 | 0 | 0 | 1.000 | 1924 | 5 | 0 | 0 | 1.000 | 1924 | 2 | 4 | 0 | .333 | | | | | |
| 1925 | 8 | 5 | 0 | .615 | 1925 | 6 | 0 | 0 | 1.000 | 1925 | 6 | 0 | 0 | 1.000 | 1925 | 2 | 5 | 0 | .286 | | | | | |
| 1926 | 7 | 3 | 3 | .700 | 1926 | 4 | 1 | 2 | .800 | 1926 | 4 | 1 | 2 | .800 | 1926 | 3 | 2 | 1 | .600 | | | | | |
| 1927 | 7 | 2 | 1 | .778 | 1927 | 6 | 1 | 0 | .857 | 1927 | 6 | 1 | 0 | .857 | 1927 | 1 | 1 | 1 | .500 | | | | | |
| 1928 | 6 | 4 | 3 | .600 | 1928 | 3 | 2 | 2 | .600 | 1928 | 3 | 2 | 2 | .600 | 1928 | 3 | 2 | 1 | .600 | | | | | |
| 1929 | 12 | 0 | 0 | 1.000 | 1929 | 5 | 0 | 0 | 1.000 | 1929 | 5 | 0 | 0 | 1.000 | 1929 | 7 | 0 | 0 | 1.000 | | | | | |
| 1930 | 10 | 3 | 1 | .769 | 1930 | 6 | 0 | 0 | 1.000 | 1930 | 6 | 0 | 0 | 1.000 | 1930 | 4 | 3 | 1 | .571 | | | | | |
| 1931 | 12 | 2 | 0 | .857 | 1931 | 8 | 0 | 0 | 1.000 | 1931 | 8 | 0 | 0 | 1.000 | 1931 | 4 | 2 | 0 | .667 | | | | | |
| 1932 | 10 | 3 | 1 | .769 | 1932 | 5 | 0 | 0 | 1.000 | 1932 | 5 | 0 | 0 | 1.000 | 1932 | 5 | 3 | 0 | .625 | | | | | |
| 1933 | 5 | 7 | 1 | .417 | 1933 | 3 | 2 | 1 | .600 | 1933 | 3 | 1 | 1 | .750 | 1933 | 2 | 5 | 0 | .286 | | | | | |
| 1934 | 7 | 6 | 0 | .538 | 1934 | 4 | 3 | 0 | .571 | 1934 | 3 | 2 | 0 | .600 | 1934 | 3 | 3 | 0 | .500 | | | | | |
| 1935 | 8 | 4 | 0 | .667 | 1935 | 5 | 2 | 0 | .714 | 1935 | 4 | 1 | 0 | .800 | 1935 | 3 | 2 | 0 | .600 | | | | | |
| 1936 | 10 | 1 | 1 | .909 | 1936 | 5 | 1 | 0 | .833 | 1936 | 3 | 1 | 0 | .750 | 1936 | 5 | 0 | 0 | 1.000 | | | | | |
| 1937 | 7 | 4 | 0 | .636 | 1937 | 4 | 2 | 0 | .667 | 1937 | 2 | 2 | 0 | .500 | 1937 | 3 | 2 | 0 | .600 | | | | | |
| 1938 | 8 | 3 | 0 | .727 | 1938 | 4 | 2 | 0 | .667 | 1938 | 2 | 2 | 0 | .500 | 1938 | *4 | 1 | 0 | .800 | | | | | |
| 1939 | 9 | 2 | 0 | .818 | 1939 | 5 | 1 | 0 | .833 | 1939 | 3 | 1 | 0 | .750 | 1939 | 4 | 1 | 0 | .800 | | | | | |
| 1940 | 6 | 4 | 1 | .600 | 1940 | 4 | 2 | 0 | .667 | 1940 | 2 | 2 | 0 | .500 | 1940 | 2 | 2 | 1 | .500 | | | | | |
| 1941 | 10 | 1 | 0 | .909 | 1941 | 5 | 1 | 0 | .833 | 1941 | 2 | 1 | 0 | .667 | 1941 | 3 | 0 | 0 | 1.000 | | | | | |
| 1942 | 8 | 2 | 1 | .800 | 1942 | 4 | 1 | 0 | .800 | 1942 | 2 | 1 | 0 | .667 | 1942 | 2 | 0 | 0 | 1.000 | | | | | |
| 1943 | 7 | 2 | 1 | .778 | 1943 | 2 | 1 | 1 | .667 | 1943 | 1 | 0 | 1 | .000 | 1943 | 5 | 1 | 0 | .833 | | | | | |
| 1944 | 8 | 2 | 0 | .800 | 1944 | 5 | 0 | 0 | 1.000 | 1944 | 3 | 0 | 0 | 1.000 | 1944 | 3 | 2 | 0 | .600 | | | | | |
| 1945 | 6 | 4 | 0 | .600 | 1945 | 4 | 1 | 0 | .800 | 1945 | 2 | 1 | 0 | .667 | 1945 | 2 | 3 | 0 | .400 | | | | | |
| 1946 | 6 | 5 | 0 | .545 | 1946 | 2 | 3 | 0 | .400 | 1946 | 1 | 2 | 0 | .333 | 1946 | 4 | 2 | 0 | .667 | | | | | |
| 1947 | 6 | 5 | 1 | .545 | 1947 | 4 | 2 | 0 | .667 | 1947 | 2 | 1 | 0 | .667 | 1947 | 2 | 3 | 1 | .400 | | | | | |
| 1948 | 3 | 9 | 0 | .250 | 1948 | 2 | 4 | 0 | .333 | 1948 | 2 | 1 | 0 | .667 | 1948 | 0 | 3 | 0 | .000 | | | | | |
| 1949 | 2 | 10 | 0 | .167 | 1949 | 1 | 5 | 0 | .167 | 1949 | 0 | 3 | 0 | .000 | 1949 | 1 | 2 | 0 | .333 | | | | | |
| 1950 | 3 | 9 | 0 | .250 | 1950 | 3 | 3 | 0 | .500 | 1950 | 2 | 2 | 0 | .500 | 1950 | 1 | 1 | 0 | .500 | | | | | |
| 1951 | 3 | 9 | 0 | .250 | 1951 | 2 | 4 | 0 | .333 | 1951 | 1 | 3 | 0 | .250 | 1951 | 1 | 1 | 0 | .500 | | | | | |
| 1952 | 6 | 6 | 0 | .500 | 1952 | 3 | 3 | 0 | .500 | 1952 | 1 | 2 | 0 | .333 | 1952 | 2 | 1 | 0 | .667 | | | | | |
| 1953 | 2 | 9 | 1 | .182 | 1953 | 1 | 5 | 0 | .167 | 1953 | 1 | 2 | 0 | .333 | 1953 | 0 | 3 | 0 | .000 | | | | | |
| 1954 | 4 | 8 | 0 | .333 | 1954 | 2 | 4 | 0 | .333 | 1954 | 0 | 3 | 0 | .000 | 1954 | 2 | 1 | 0 | .667 | | | | | |
| 1955 | 6 | 6 | 0 | .500 | 1955 | 5 | 1 | 0 | .833 | 1955 | 3 | 0 | 0 | 1.000 | 1955 | 2 | 1 | 0 | .667 | | | | | |
| 1956 | 4 | 8 | 0 | .333 | 1956 | 2 | 4 | 0 | .333 | 1956 | 0 | 3 | 0 | .000 | 1956 | 2 | 1 | 0 | .667 | | | | | |
| 1957 | 3 | 9 | 0 | .250 | 1957 | 1 | 5 | 0 | .167 | 1957 | 1 | 2 | 0 | .333 | 1957 | 0 | 3 | 0 | .000 | | | | | |
| 1958 | 1 | 10 | 1 | .091 | 1958 | 1 | 4 | 1 | .200 | 1958 | 1 | 2 | 1 | .333 | 1958 | 0 | 2 | 0 | .000 | | | | | |
| 1959 | 7 | 5 | 0 | .583 | 1959 | 4 | 2 | 0 | .667 | 1959 | 4 | 0 | 0 | 1.000 | 1959 | 0 | 2 | 0 | .000 | | | | | |
| 1960 | 8 | 4 | 0 | .667 | 1960 | 4 | 2 | 0 | .667 | 1960 | 3 | 1 | 0 | .750 | 1960 | 1 | 1 | 0 | .500 | | | | | |
| 1961 | 11 | 3 | 0 | .786 | 1961 | 6 | 1 | 0 | .857 | 1961 | 4 | 0 | 0 | 1.000 | 1961 | 2 | 1 | 0 | .667 | | | | | |
| 1962 | 13 | 1 | 0 | .929 | 1962 | 7 | 0 | 0 | 1.000 | 1962 | 4 | 0 | 0 | 1.000 | 1962 | 3 | 0 | 0 | 1.000 | | | | | |
| 1963 | 11 | 2 | 1 | .846 | 1963 | 6 | 1 | 0 | .857 | 1963 | 3 | 1 | 0 | .750 | 1963 | 3 | 0 | 0 | 1.000 | | | | | |
| 1964 | 8 | 5 | 1 | .615 | 1964 | 4 | 3 | 0 | .571 | 1964 | 2 | 2 | 0 | .500 | 1964 | 4 | 2 | 1 | .667 | | | | | |
| 1965 | 10 | 3 | 1 | .769 | 1965 | 6 | 1 | 0 | .857 | 1965 | 3 | 1 | 0 | .750 | 1965 | 3 | 0 | 0 | 1.000 | | | | | |
| 1966 | 12 | 2 | 0 | .857 | 1966 | 6 | 1 | 0 | .857 | 1966 | 3 | 1 | 0 | .750 | 1966 | 3 | 0 | 0 | 1.000 | | | | | |
| 1967 | 9 | 4 | 1 | .692 | 1967 | 4 | 2 | 1 | .667 | 1967 | 2 | 1 | 1 | .667 | 1967 | 2 | 1 | 0 | .667 | | | | | |
| 1968 | 6 | 7 | 1 | .462 | 1968 | 2 | 5 | 0 | .286 | 1968 | 1 | 3 | 0 | .250 | 1968 | 1 | 2 | 0 | .333 | | | | | |
| 1969 | 8 | 6 | 0 | .571 | 1969 | 5 | 2 | 0 | .714 | 1969 | 3 | 1 | 0 | .750 | 1969 | 2 | 1 | 0 | .667 | | | | | |
| 1970 | 6 | 8 | 0 | .429 | 1970 | 4 | 3 | 0 | .571 | 1970 | 2 | 2 | 0 | .500 | 1970 | 2 | 1 | 0 | .667 | | | | | |
| 1971 | 4 | 8 | 2 | .333 | 1971 | 3 | 3 | 1 | .500 | 1971 | 2 | 2 | 0 | .500 | 1971 | 1 | 1 | 1 | .500 | | | | | |
| 1972 | 10 | 4 | 0 | .714 | 1972 | 4 | 3 | 0 | .571 | 1972 | 2 | 2 | 0 | .500 | 1972 | 2 | 1 | 0 | .667 | | | | | |
| 1973 | 5 | 7 | 2 | .429 | 1973 | 3 | 2 | 2 | .571 | 1973 | 1 | 2 | 1 | .375 | 1973 | 2 | 0 | 1 | .833 | | | | | |
| 1974 | 6 | 8 | 0 | .429 | 1974 | 4 | 3 | 0 | .571 | 1974 | 1 | 3 | 0 | .250 | 1974 | 3 | 0 | 0 | 1.000 | | | | | |
| 1975 | 4 | 10 | 0 | .286 | 1975 | 3 | 4 | 0 | .429 | 1975 | 2 | 2 | 0 | .500 | 1975 | 1 | 2 | 0 | .333 | | | | | |
| 1976 | 5 | 9 | 0 | .357 | 1976 | 4 | 3 | 0 | .571 | 1976 | 2 | 2 | 0 | .500 | 1976 | 2 | 1 | 0 | .667 | | | | | |
| 1977 | 4 | 10 | 0 | .286 | 1977 | 2 | 5 | 0 | .286 | 1977 | 1 | 3 | 0 | .250 | 1977 | 1 | 2 | 0 | .333 | | | | | |
| 1978 | 8 | 7 | 1 | .531 | 1978 | 5 | 2 | 1 | .688 | 1978 | 2 | 1 | 1 | .625 | 1978 | 3 | 1 | 0 | .750 | | | | | |
| 1979 | 5 | 11 | 0 | .313 | 1979 | 4 | 4 | 0 | .500 | 1979 | 1 | 4 | 0 | .200 | 1979 | 3 | 0 | 0 | 1.000 | | | | | |
| 1980 | 5 | 10 | 1 | .344 | 1980 | 4 | 4 | 0 | .500 | 1980 | 3 | 1 | 0 | .750 | 1980 | 1 | 3 | 0 | .250 | | | | | |
| 1981 | 8 | 8 | 0 | .500 | 1981 | 4 | 4 | 0 | .500 | 1981 | 3 | 2 | 0 | .600 | 1981 | 1 | 2 | 0 | .333 | | | | | |
| 1982 | 5 | 3 | 1 | .611 | 1982 | 3 | 1 | 0 | .750 | 1982 | 0 | 1 | 0 | .000 | 1982 | 3 | 0 | 0 | 1.000 | | | | | |
| 1983 | 8 | 8 | 0 | .500 | 1983 | 5 | 3 | 0 | .625 | 1983 | 3 | 2 | 0 | .600 | 1983 | 2 | 1 | 0 | .667 | | | | | |
| 1984 | 8 | 8 | 0 | .500 | 1984 | 5 | 3 | 0 | .625 | 1984 | 3 | 2 | 0 | .600 | 1984 | 2 | 1 | 0 | .667 | | | | | |
| 1985 | 8 | 8 | 0 | .500 | 1985 | 5 | 3 | 0 | .625 | 1985 | 3 | 2 | 0 | .600 | 1985 | 2 | 1 | 0 | .667 | | | | | |
| 1986 | 4 | 12 | 0 | .250 | 1986 | 1 | 7 | 0 | .125 | 1986 | 0 | 5 | 0 | .000 | 1986 | 1 | 2 | 0 | .333 | | | | | |
| 1987 | 5 | 9 | 1 | .367 | 1987 | 2 | 5 | 1 | .313 | 1987 | 1 | 4 | 0 | .200 | 1987 | 1 | 1 | 1 | .500 | | | | | |
| 1988 | 4 | 12 | 0 | .250 | 1988 | 2 | 6 | 0 | .250 | 1988 | 1 | 4 | 0 | .200 | 1988 | 1 | 2 | 0 | .333 | | | | | |
| 1989 | 10 | 6 | 0 | .625 | 1989 | 6 | 2 | 0 | .750 | 1989 | 3 | 2 | 0 | .600 | 1989 | 3 | 0 | 0 | 1.000 | | | | | |
| 1990 | 6 | 10 | 0 | .375 | 1990 | 3 | 5 | 0 | .375 | 1990 | 1 | 4 | 0 | .200 | 1990 | 2 | 1 | 0 | .667 | | | | | |
| 1991 | 4 | 12 | 0 | .250 | 1991 | 2 | 6 | 0 | .250 | 1991 | 1 | 4 | 0 | .200 | 1991 | 1 | 2 | 0 | .333 | | | | | |
| 1992 | 9 | 7 | 0 | .563 | 1992 | 6 | 2 | 0 | .750 | 1992 | 3 | 2 | 0 | .600 | 1992 | 3 | 0 | 0 | 1.000 | | | | | |
| 1993 | 9 | 7 | 0 | .563 | 1993 | 6 | 2 | 0 | .750 | 1993 | 4 | 1 | 0 | .800 | 1993 | 2 | 1 | 0 | .667 | | | | | |
| 1994 | 9 | 7 | 0 | .563 | 1994 | 7 | 1 | 0 | .875 | 1994 | 5 | 0 | 0 | 1.000 | 1994 | 2 | 1 | 0 | .667 | | | | | |
| 1995 | 11 | 5 | 0 | .688 | 1995 | 7 | 1 | 0 | .875 | 1995 | 7 | 1 | 0 | .875 | 1995 | - | - | - | - | | | | | |

| OVERALL | | | | HOME | | | | GREEN BAY | | | | MILWAUKEE | | | | AWAY | | | |
|------------------------|----|----|---|------------------------|------|---|---|------------------------|-------|------|---|----------------------|---|-------|------|-------------------------|---|---|------|
| Year | W | L | T | Pct | Year | W | L | T | Pct | Year | W | L | T | Pct | Year | W | L | T | Pct |
| 1996 | 13 | 3 | 0 | .813 | 1996 | 8 | 0 | 0 | 1.000 | 1996 | 8 | 0 | 0 | 1.000 | 1996 | 5 | 3 | 0 | .625 |
| 1997 | 13 | 3 | 0 | .813 | 1997 | 8 | 0 | 0 | 1.000 | 1997 | 8 | 0 | 0 | 1.000 | 1997 | 5 | 3 | 0 | .625 |
| 1998 | 11 | 5 | 0 | .688 | 1998 | 7 | 1 | 0 | .875 | 1998 | 7 | 1 | 0 | .875 | 1998 | 4 | 4 | 0 | .500 |
| 1999 | 8 | 8 | 0 | .500 | 1999 | 5 | 3 | 0 | .625 | 1999 | 5 | 3 | 0 | .625 | 1999 | 3 | 5 | 0 | .375 |
| 2000 | 9 | 7 | 0 | .563 | 2000 | 6 | 2 | 0 | .750 | 2000 | 6 | 2 | 0 | .750 | 2000 | 3 | 5 | 0 | .375 |
| 2001 | 12 | 4 | 0 | .750 | 2001 | 7 | 1 | 0 | .875 | 2001 | 7 | 1 | 0 | .875 | 2001 | 5 | 3 | 0 | .625 |
| 2002 | 12 | 4 | 0 | .750 | 2002 | 8 | 0 | 0 | 1.000 | 2002 | 8 | 0 | 0 | 1.000 | 2002 | 4 | 4 | 0 | .500 |
| 2003 | 10 | 6 | 0 | .625 | 2003 | 5 | 3 | 0 | .625 | 2003 | 5 | 3 | 0 | .625 | 2003 | 5 | 3 | 0 | .625 |
| 2004 | 10 | 6 | 0 | .625 | 2004 | 4 | 4 | 0 | .500 | 2004 | 4 | 4 | 0 | .500 | 2004 | 6 | 2 | 0 | .750 |
| 2005 | 4 | 12 | 0 | .250 | 2005 | 3 | 5 | 0 | .375 | 2005 | 3 | 5 | 0 | .375 | 2005 | 1 | 7 | 0 | .125 |
| 2006 | 8 | 8 | 0 | .500 | 2006 | 3 | 5 | 0 | .375 | 2006 | 3 | 5 | 0 | .375 | 2006 | 5 | 3 | 0 | .625 |
| 2007 | 13 | 3 | 0 | .813 | 2007 | 7 | 1 | 0 | .875 | 2007 | 7 | 1 | 0 | .875 | 2007 | 6 | 2 | 0 | .750 |
| 2008 | 6 | 10 | 0 | .375 | 2008 | 4 | 4 | 0 | .500 | 2008 | 4 | 4 | 0 | .500 | 2008 | 2 | 6 | 0 | .250 |
| 2009 | 11 | 5 | 0 | .688 | 2009 | 6 | 2 | 0 | .750 | 2009 | 6 | 2 | 0 | .750 | 2009 | 5 | 3 | 0 | .625 |
| 2010 | 10 | 6 | 0 | .625 | 2010 | 7 | 1 | 0 | .875 | 2010 | 7 | 1 | 0 | .875 | 2010 | 3 | 5 | 0 | .375 |
| 2011 | 15 | 1 | 0 | .938 | 2011 | 8 | 0 | 0 | 1.000 | 2011 | 8 | 0 | 0 | 1.000 | 2011 | 7 | 1 | 0 | .875 |
| 2012 | 11 | 5 | 0 | .688 | 2012 | 7 | 1 | 0 | .875 | 2012 | 7 | 1 | 0 | .875 | 2012 | 4 | 4 | 0 | .500 |
| 2013 | 8 | 7 | 1 | .531 | 2013 | 4 | 3 | 1 | .563 | 2013 | 4 | 3 | 1 | .563 | 2013 | 4 | 4 | 0 | .500 |
| 2014 | 12 | 4 | 0 | .750 | 2014 | 8 | 0 | 0 | 1.000 | 2014 | 8 | 0 | 0 | 1.000 | 2014 | 4 | 4 | 0 | .500 |
| 2015 | 10 | 6 | 0 | .625 | 2015 | 5 | 3 | 0 | .625 | 2015 | 5 | 3 | 0 | .625 | 2015 | 5 | 3 | 0 | .625 |
| 2016 | 10 | 6 | 0 | .625 | 2016 | 6 | 2 | 0 | .750 | 2016 | 6 | 2 | 0 | .750 | 2016 | 4 | 4 | 0 | .500 |
| 730 553 37 .569 | | | | 425 222 17 .656 | | | | 320 161 14 .664 | | | | 105 61 3 .631 | | | | #305 331 20 .480 | | | |

* includes one neutral-site victory

includes two neutral-site victories

ALL-TIME VS. NFC CENTRAL

| Year | W-L-T | Home | Road | Chi | Det | Min | TB |
|---|-------|-------|-------|-------|-------|-------|-------|
| 1970 | 2-4-0 | 2-1-0 | 0-3-0 | 1-1-0 | 0-2-0 | 1-1-0 | -- |
| 1971 | 2-3-1 | 1-1-1 | 1-2-0 | 2-0-0 | 0-1-1 | 0-2-0 | -- |
| 1972 | 5-1-0 | 2-1-0 | 3-0-0 | 2-0-0 | 2-0-0 | 1-1-0 | -- |
| 1973 | 1-4-1 | 0-2-1 | 1-2-0 | 1-1-0 | 0-1-1 | 0-2-0 | -- |
| 1974 | 3-3-0 | 2-1-0 | 1-2-0 | 1-1-0 | 1-1-0 | 1-1-0 | -- |
| 1975 | 1-5-0 | 1-2-0 | 0-3-0 | 1-1-0 | 0-2-0 | 0-2-0 | -- |
| 1976 | 1-5-0 | 1-2-0 | 0-3-0 | 0-2-0 | 1-1-0 | 0-2-0 | -- |
| 1977 | 2-5-0 | 1-2-0 | 1-3-0 | 0-2-0 | 1-1-0 | 0-2-0 | 1-0-0 |
| 1978 | 5-2-1 | 3-0-1 | 2-2-0 | 1-1-0 | 2-0-0 | 0-1-1 | 2-0-0 |
| 1979 | 3-5-0 | 2-2-0 | 1-3-0 | 0-2-0 | 2-0-0 | 1-1-0 | 0-2-0 |
| 1980 | 3-4-1 | 2-2-0 | 1-2-1 | 1-1-0 | 0-2-0 | 2-0-0 | 0-1-1 |
| 1981 | 4-4-0 | 2-2-0 | 2-2-0 | 2-0-0 | 1-1-0 | 1-1-0 | 0-2-0 |
| 1982 | 1-2-0 | 1-1-0 | 0-1-0 | 0-0-0 | 0-2-0 | 1-0-0 | 0-0-0 |
| 1983 | 4-4-0 | 2-2-0 | 2-2-0 | 1-1-0 | 0-2-0 | 1-1-0 | 2-0-0 |
| 1984 | 5-3-0 | 3-1-0 | 2-2-0 | 1-1-0 | 1-1-0 | 2-0-0 | 1-1-0 |
| 1985 | 6-2-0 | 3-1-0 | 3-1-0 | 0-2-0 | 2-0-0 | 2-0-0 | 2-0-0 |
| 1986 | 3-5-0 | 1-3-0 | 2-2-0 | 0-2-0 | 1-1-0 | 0-2-0 | 2-0-0 |
| 1987 | 3-4-0 | 1-3-0 | 2-1-0 | 0-2-0 | 1-1-0 | 2-0-0 | 0-1-0 |
| 1988 | 2-6-0 | 1-3-0 | 1-3-0 | 0-2-0 | 0-2-0 | 2-0-0 | 0-1-0 |
| 1989 | 5-3-0 | 3-1-0 | 2-2-0 | 2-0-0 | 1-1-0 | 1-1-0 | 1-1-0 |
| 1990 | 3-5-0 | 2-2-0 | 1-3-0 | 0-2-0 | 1-1-0 | 1-1-0 | 1-1-0 |
| 1991 | 3-5-0 | 1-3-0 | 2-2-0 | 0-2-0 | 0-2-0 | 1-1-0 | 2-0-0 |
| 1992 | 4-4-0 | 2-2-0 | 2-2-0 | 1-1-0 | 2-0-0 | 0-2-0 | 1-1-0 |
| 1993 | 4-4-0 | 3-1-0 | 1-3-0 | 1-1-0 | 1-1-0 | 0-2-0 | 2-0-0 |
| 1994 | 6-2-0 | 4-0-0 | 2-2-0 | 2-0-0 | 1-1-0 | 1-1-0 | 2-0-0 |
| 1995 | 5-3-0 | 4-0-0 | 1-3-0 | 2-0-0 | 1-1-0 | 1-1-0 | 1-1-0 |
| 1996 | 7-1-0 | 4-0-0 | 3-1-0 | 2-0-0 | 2-0-0 | 1-1-0 | 2-0-0 |
| 1997 | 7-1-0 | 4-0-0 | 3-1-0 | 2-0-0 | 1-1-0 | 2-0-0 | 2-0-0 |
| 1998 | 4-4-0 | 3-1-0 | 1-3-0 | 2-0-0 | 1-1-0 | 0-2-0 | 1-1-0 |
| 1999 | 4-4-0 | 3-1-0 | 1-3-0 | 1-1-0 | 1-1-0 | 1-1-0 | 1-1-0 |
| 2000 | 5-3-0 | 3-1-0 | 2-2-0 | 1-1-0 | 1-1-0 | 2-0-0 | 1-1-0 |
| 2001 | 6-2-0 | 4-0-0 | 2-2-0 | 2-0-0 | 1-1-0 | 1-1-0 | 1-1-0 |
| 119-112-4 71-44-3 48-68-1 32-30-0 30-32-2 29-33-1 28-17-1 | | | | | | | |

first-place finishes in bold

FOR THE RECORD

Founded as a town team in 1919, with Woodrow Wilson in the White House, the Green Bay Packers own a 730-553-37 regular-season record in their 96 NFL seasons (1921-2016) – a .569 winning percentage. They played independently from 1919-1920.

The Packers are 320-161-14 (.664) in Green Bay and were 105-61-3 (.631) in Milwaukee for an overall home mark of 425-222-17 (.656). The team played league games in Milwaukee annually from 1933-94.

On the road, Green Bay stands 305-331-20 (.480), a mark that includes two neutral-site contests.

Over their 98 years of existence, the Packers have played a total of 1,790 games. The overall breakdown:

| All-Time | W | L | T | Pct |
|------------------------|--------------|------------|-----------|-------------|
| Regular Season, NFL | 730 | 553 | 37 | .569 |
| Playoffs | 34 | 22 | 0 | .607 |
| Preseason | 214 | 152 | 9 | .584 |
| Other Non-League Games | 12 | 3 | 2 | .800 |
| Independent, 1919-1920 | 19 | 2 | 1 | .905 |
| Totals | 1,009 | 732 | 49 | .579 |

BY DECADE, REGULAR SEASON

| Year | Overall | Pct | Home | Pct | Away | Pct |
|------------|----------|------|---------|------|---------|------|
| 1921-29 | 61-25-13 | .709 | 39-8-6 | .830 | 22-17-7 | .564 |
| 1930-39 | 86-35-4 | .711 | 49-13-2 | .790 | 37-22-2 | .627 |
| 1940-49 | 62-44-4 | .585 | 33-20-1 | .623 | 29-24-3 | .547 |
| 1950-59 | 39-79-2 | .331 | 24-35-1 | .407 | 15-44-1 | .254 |
| 1960-69 | 96-37-5 | .722 | 50-18-1 | .735 | 46-19-4 | .708 |
| 1970-79 | 57-82-5 | .412 | 36-32-4 | .528 | 21-50-1 | .296 |
| 1980-89 | 65-84-3 | .438 | 37-38-1 | .493 | 28-46-2 | .382 |
| 1990-99 | 93-67-0 | .581 | 59-21-0 | .738 | 34-46-0 | .425 |
| 2000-09 | 95-65-0 | .594 | 53-27-0 | .663 | 42-38-0 | .525 |
| 2010-pres. | 76-35-1 | .683 | 45-10-1 | .813 | 31-25-0 | .554 |

Note: From 1921-71, tie games were not included in winning percentage.

LARGEST MARGINS

... of Victory

- 53 points (56-3), Oct. 23, 1966, vs. Atlanta at Milw.
- 49 points (49-0), Sept. 30, 1962, vs. Chicago Bears
- 49 points (49-0), Nov. 11, 1962, at Philadelphia
- 49 points (52-3), Oct. 9, 2005, vs. New Orleans
- 48 points (55-7), Nov. 12, 1967, vs. Cleveland Browns at Milw.
- 48 points (55-7), Dec. 23, 2012, vs. Tennessee Titans
- 47 points (47-0), Oct. 15, 1933, vs. Pittsburgh Pirates
- 47 points (54-7), Nov. 23, 1941, at Pittsburgh Steelers
- 43 points (50-7), Nov. 24, 1940, at Detroit
- 42 points (45-3), Oct. 9, 1988, vs. New England at Milw.
- 41 points (41-0), Oct. 14, 1934, vs. Cincinnati
- 41 points (55-14), Oct. 2, 1983, vs. Tampa Bay
- 41 points (55-14), Nov. 9, 2014, vs. Chicago Bears
- 38 points (45-7), Oct. 8, 1961, vs. Baltimore Colts
- 38 points (48-10), Dec. 27, 2009, vs. Seattle
- 38 points (45-7), Nov. 7, 2010, vs. Dallas Cowboys
- 38 points (45-7), Nov. 14, 2011, vs. Minnesota

... of Defeat

- 56 points (56-0), Nov. 2, 1958, at Baltimore Colts
- 54 points (61-7), Dec. 7, 1980, at Chicago Bears
- 46 points (49-3), Nov. 21, 1948, vs. N.Y. Giants at Milw.
- 45 points (48-3), Dec. 19, 2005, at Baltimore Ravens
- 41 points (48-7), Oct. 2, 1949, vs. L.A. Rams
- 40 points (40-0), Sept. 20, 1970, vs. Detroit
- 39 points (45-6), Oct. 18, 1959, vs. L.A. Rams at Milw.
- 38 points (45-7), Sept. 26, 1948, vs. Chicago Bears
- 38 points (45-7), Sept. 17, 1950, vs. Detroit
- 37 points (51-14), Dec. 3, 1950, at L.A. Rams
- 35 points (42-7), Dec. 5, 1948, at Chicago Cardinals
- 35 points (52-17), Oct. 26, 1952, vs. Detroit
- 35 points (35-0), Dec. 5, 1954, at San Francisco
- 35 points (42-7), Sept. 28, 1986, at Minnesota
- 35 points (35-0), Nov. 19, 2006, vs. New England

THIRTEEN TIMES WORLD CHAMPIONS

The Green Bay Packers have won more championships – 13 – than any other team in National Football League history.

- They won their first three by league standing (1929, 1930 and 1931), and 10 since the NFL's playoff system was established in 1933 (1936, 1939, 1944, 1961, 1962, 1965, 1966, 1967, 1996 and 2010).
- Green Bay also is the only NFL team to win three straight titles, having done it twice (1929-31 and 1965-67).
- In addition, the Packers won the first two Super Bowls (vs. Kansas City in 1966, 35-10, and vs. Oakland in 1967, 33-14), as well as Super Bowls in 1996 vs. New England (35-21) and in 2010 vs. Pittsburgh (31-25).
- Since the league implemented a playoff system in 1933, the Packers have played in the NFL's deciding game 13 times (10 NFL title appearances from 1936-67, three Super Bowls after the 1970 merger). Only the Giants (19) have played for more titles.



GREEN BAY'S 13 NFL CHAMPIONSHIP SEASONS

Most World Championships

| Rank | Team |
|------|------------------------------|
| 13 | Green Bay Packers |
| 9 | Chicago Bears |
| 8 | New York Giants |
| 6 | Pittsburgh Steelers |
| 5 | Dallas Cowboys |
| | New England Patriots |
| | San Francisco 49ers |
| | Washington Redskins |
| 4 | Cleveland Browns |
| | Detroit Lions |
| | Indianapolis/Baltimore Colts |

| Year | Head Coach | Regular Season | | —Title Game— | | |
|------|----------------|----------------|-------|-----------------------------------|-------------------------|---------------|
| | | Record | Pct | Opponent | Final (League Standing) | Site |
| 1929 | Curly Lambeau | 12-0-1 | 1.000 | | | |
| 1930 | Curly Lambeau | 10-3-1 | .769 | | | |
| 1931 | Curly Lambeau | 12-2-0 | .857 | | | |
| 1936 | Curly Lambeau | 10-1-1 | .909 | Boston Redskins | 21-6 | New York |
| 1939 | Curly Lambeau | 9-2-0 | .818 | New York Giants | 27-0 | Milwaukee |
| 1944 | Curly Lambeau | 8-2-0 | .800 | New York Giants | 14-7 | New York |
| 1961 | Vince Lombardi | 11-3-0 | .786 | New York Giants | 37-0 | Green Bay |
| 1962 | Vince Lombardi | 13-1-0 | .929 | New York Giants | 16-7 | New York |
| 1965 | Vince Lombardi | 10-3-1 | .769 | Cleveland Browns | 23-12 | Green Bay |
| 1966 | Vince Lombardi | 12-2-0 | .857 | Dallas Cowboys | 34-27 | Dallas |
| | | | | Kansas City Chiefs ¹ | 35-10 | Los Angeles |
| 1967 | Vince Lombardi | 9-4-1 | .692 | Dallas Cowboys | 21-17 | Green Bay |
| | | | | Oakland Raiders ² | 33-14 | Miami |
| 1996 | Mike Holmgren | 13-3-0 | .813 | New England Patriots ³ | 35-21 | New Orleans |
| 2010 | Mike McCarthy | 10-6-0 | .625 | Pittsburgh Steelers ⁴ | 31-25 | Arlington, TX |

¹—Super Bowl I

²—Super Bowl II


³—Super Bowl XXXI

⁴—Super Bowl XLV

GREEN BAY'S FIVE SUPER BOWL APPEARANCES

| Game | Date | AFL/AFC Champion | Result | MVP | Site | Attend |
|------------------|---------------|----------------------|----------|----------------|----------------------------------|--------|
| Super Bowl I | Jan. 15, 1967 | Kansas City Chiefs | W, 35-10 | Bart Starr | Los Angeles Memorial Coliseum | 61,946 |
| Super Bowl II | Jan. 14, 1968 | Oakland Raiders | W, 33-14 | Bart Starr | Miami Orange Bowl | 75,546 |
| Super Bowl XXXI | Jan. 26, 1997 | New England Patriots | W, 35-21 | Desmond Howard | Louisiana Superdome, New Orleans | 72,301 |
| Super Bowl XXXII | Jan. 25, 1998 | Denver Broncos | L, 31-24 | Terrrell Davis | Qualcomm Stadium, San Diego | 68,912 |
| Super Bowl XLV | Feb. 6, 2011 | Pittsburgh Steelers | W, 31-25 | Aaron Rodgers | Cowboys Stadium, Arlington | 91,060 |

► See the Super Bowl ring history for the Green Bay Packers on page 489



SUPER BOWL I

GREEN BAY 35, KANSAS CITY 10

Los Angeles Memorial Coliseum, Sunday, Jan. 15, 1967; Attendance: 61,946; Time: 2:37; Weather: 72° F; sunny, hazy

The Packers launched the Super Bowl series by whipping Kansas City's AFL champions, 35-10, behind Bart Starr, Max McGee and a key interception by All-Pro safety Willie Wood.


Vince Lombardi's repeating NFL champions broke open the game with three second-half touchdowns. Wood set up the first, returning an interception 50 yards to the Chiefs' 5, with the Packers up only 14-10. Len Dawson's pass was intended for Kansas City tight end Fred Arbanas.

McGee, replacing Boyd Dowler (injured on the Packers' first series), after having caught only four passes all season, snared seven from Starr for 138 yards and two touchdowns. Elijah Pitts ran for two other scores, one on a 5-yard run in the third quarter, the other on a 1-yard bolt in the final period.

The Chiefs' lone touchdown came on a 7-yard pass from Dawson to Curtis McClinton.

Starr, the game's first MVP, completed 16 of 23 passes for 250 yards and two TDs. The aging McGee caught both scores, 37 yards in the first quarter and a 13-yard catch in the decisive third period.

The Packers collected \$15,000 per man and the Chiefs \$7,500 apiece — the largest single-game shares in the history of team sports at the time. The game was not a sellout; more than 30,000 seats remained empty.



Max McGee

Kansas City Chiefs

| | Offense | | Defense |
|----|----------------|-----|-----------------|
| LE | 88 C.Burford | LE | 75 J.Mays |
| LT | 77 J.Tyrer | LE | 58 A.Rice |
| LG | 71 E.Budde | RT | 86 B.Buchanan |
| C | 66 W.Frazier | RE | 85 C.Hurston |
| RG | 64 C.Merz | LLB | 78 B.Bell |
| RT | 73 D.Hill | MLB | 69 S.Headrick |
| RE | 84 F.Arbanas | RLB | 55 E.Holub |
| QB | 16 L.Dawson | LC | 24 F.Williamson |
| HB | 21 M.Garrett | RC | 22 W.Mitchell |
| FB | 32 C.McClinton | LS | 20 B.Hunt |
| FL | 89 O.Taylor | RS | 42 J.Robinson |

Green Bay Packers

| | Offense | | Defense |
|----|----------------|-----|----------------|
| LE | 84 C.Dale | LE | 87 W.Davis |
| LT | 76 B.Skoronski | LT | 77 R.Kostelnik |
| LG | 63 F.Thurston | RT | 74 H.Jordan |
| C | 50 B.Curry | RE | 82 L.Aldridge |
| RG | 64 J.Kramer | LLB | 89 D.Robinson |
| RT | 75 F.Fregg | MLB | 66 R.Nitschke |
| RE | 81 M.Fleming | LB | 60 L.Caffey |
| QB | 15 B.Starr | LC | 26 H.Adderley |
| HB | 22 E.Pitts | RC | 21 B.Jeter |
| FB | 31 J.Taylor | LS | 40 T.Brown |
| SE | 86 B.Dowler | RS | 24 W.Wood |

Referee: Norm Schachter (NFL)

| | 1 | 2 | 3 | 4 | Total |
|-------------|---|----|----|---|-------|
| Kansas City | 0 | 10 | 0 | 0 | 10 |
| Green Bay | 7 | 7 | 14 | 7 | 35 |

FIELD GOALS (made () & missed)

M.Mercer (31) 4/0WR

Team Qtr Time Play Description (Extra Point) (Drive Info)

| | | | | | |
|---------|---|-------|---|----|----|
| Packers | 1 | 6:04 | M.McGee 37 yd. pass from B.Starr (D.Chandler kick) (6-80, 3:06) | 10 | 7 |
| Chiefs | 2 | 10:40 | C.McClinton 7 yd. pass from L.Dawson (M.Mercer kick) (6-66, 3:44) | 7 | 7 |
| Packers | 2 | 4:37 | J.Taylor 14 yd. run (D.Chandler kick) (13-73, 6:03) | 7 | 14 |
| Chiefs | 2 | 0:54 | M.Mercer 31 yd. Field Goal (8-50, 3:43) | 10 | 14 |
| Packers | 3 | 12:33 | E.Pitts 5 yd. run (D.Chandler kick) (1-5, 0:09) | 10 | 21 |
| Packers | 3 | 0:51 | M.McGee 13 yd. pass from B.Starr (D.Chandler kick) (10-56, 5:25) | 10 | 28 |
| Packers | 4 | 6:35 | E.Pitts 1 yd. run (D.Chandler kick) (8-80, 4:13) | 10 | 35 |

KC GB

| | |
|----|----|
| 0 | 7 |
| 7 | 14 |
| 10 | 14 |
| 21 | 21 |
| 28 | 28 |
| 35 | 35 |

Sacks: Chiefs: B.Buchanan 1, E.Holub 1, B.Bell 0.5, J.Mays 0.5. Packers: W.Davis 2, H.Jordan 1.5, B.Brown 1, R.Nitschke 1, R.Kostelnik 0.5.

Packers Tackle Leaders: L.Caffey 7 (5-2), R.Nitschke 6 (5-1), L.Aldridge 6 (4-2), H.Jordan 6 (4-2), B.Jeter 4 (3-1), D.Robinson 3 (3-0), R.Kostelnik 3 (2-1), W.Wood 3 (2-1).

Kansas City Chiefs

| Rushing | Att | Yd | Avg | Lg | TD |
|-------------|-----|----|------|----|----|
| L.Dawson | 3 | 24 | 8.0 | 15 | 0 |
| M.Garrett | 6 | 17 | 2.8 | 9 | 0 |
| C.McClinton | 6 | 16 | 2.7 | 6 | 0 |
| P.Beathard | 1 | 14 | 14.0 | 14 | 0 |
| B.Coan | 3 | 1 | 0.3 | 3 | 0 |
| Total | 19 | 72 | 3.8 | 15 | 0 |

| Passing | Att | Cm | Yds | TD | Lg | In |
|------------|-----|----|-----|----|----|----|
| L.Dawson | 27 | 16 | 211 | 1 | 31 | 1 |
| P.Beathard | 5 | 1 | 17 | 0 | 17 | 0 |
| Total | 32 | 17 | 228 | 1 | 31 | 1 |

| Receiving | No | Yd | Avg | Lg | TD |
|-------------|----|-----|------|----|----|
| C.Burford | 4 | 67 | 16.8 | 27 | 0 |
| O.Taylor | 4 | 57 | 14.3 | 31 | 0 |
| M.Garrett | 3 | 28 | 9.3 | 17 | 0 |
| C.McClinton | 2 | 34 | 17.0 | 27 | 1 |
| F.Arbanas | 2 | 30 | 15.0 | 18 | 0 |
| R.Carolan | 1 | 7 | 7.0 | 7 | 0 |
| B.Coan | 1 | 5 | 5.0 | 5 | 0 |
| Total | 17 | 228 | 13.4 | 31 | 1 |

| Intercept. | No | Yd | Avg | Lg | TD |
|------------|----|----|-----|----|----|
| W.Mitchell | 1 | 0 | 0.0 | 0 | 0 |
| Total | 1 | 0 | 0.0 | 0 | 0 |

| P>Returns | No | Yd | Avg | FC | Lg | TD |
|-----------|----|----|-----|----|----|----|
| M.Garrett | 2 | 17 | 8.5 | 0 | 9 | 0 |
| E.Thomas | 1 | 2 | 1.0 | 0 | 2 | 0 |
| Total | 3 | 19 | 6.3 | 0 | 9 | 0 |

| K>Returns | No | Yd | Avg | Lg | TD |
|-----------|----|-----|------|----|----|
| B.Coan | 4 | 87 | 21.8 | 31 | 0 |
| M.Garrett | 2 | 43 | 21.5 | 23 | 0 |
| Total | 6 | 130 | 21.7 | 31 | 0 |

Green Bay Packers

| Rushing | Att | Yd | Avg | Lg | TD |
|-------------|-----|-----|-----|-----|----|
| J.Taylor | 17 | 56 | 3.3 | 14t | 1 |
| E.Pitts | 11 | 45 | 4.1 | 12 | 2 |
| D.Anderson | 4 | 30 | 7.5 | 13 | 0 |
| J.Grabowski | 2 | 2 | 1.0 | 2 | 0 |
| Total | 34 | 133 | 3.9 | 14t | 3 |

| Passing | Att | Cm | Yds | TD | Lg | In |
|-------------|-----|----|-----|----|-----|----|
| B.Starr | 23 | 16 | 250 | 2 | 37t | 1 |
| Z.Brzkowski | 1 | 0 | 0 | 0 | 0 | 0 |
| Total | 24 | 16 | 250 | 2 | 37t | 1 |

| Receiving | No | Yd | Avg | Lg | TD |
|-----------|----|-----|------|-----|----|
| M.McGee | 7 | 138 | 19.7 | 37t | 2 |
| C.Dale | 4 | 59 | 14.8 | 25 | 0 |
| E.Pitts | 2 | 32 | 16.0 | 22 | 0 |
| M.Fleming | 2 | 22 | 11.0 | 11 | 0 |
| J.Taylor | 1 | -1 | -1.0 | -1 | 0 |
| Total | 16 | 250 | 15.6 | 37t | 2 |

| Intercept. | No | Yd | Avg | Lg | TD |
|------------|----|----|------|----|----|
| W.Wood | 1 | 50 | 50.0 | 50 | 0 |
| Total | 1 | 50 | 50.0 | 50 | 0 |

| P>Returns | No | Yd | Avg | FC | Lg | TD |
|------------|----|----|------|----|----|----|
| D.Anderson | 3 | 25 | 8.3 | 0 | 15 | 0 |
| W.Wood | 1 | -2 | -2.0 | 0 | -2 | 0 |
| Total | 4 | 23 | 5.8 | 0 | 15 | 0 |

| K>Returns | No | Yd | Avg | Lg | TD |
|------------|----|----|------|----|----|
| H.Adderley | 2 | 40 | 20.0 | 20 | 0 |
| D.Anderson | 1 | 25 | 25.0 | 25 | 0 |
| Total | 3 | 65 | 21.7 | 25 | 0 |

| | Chiefs | Packers |
|---|----------|-----------|
| TOTAL FIRST DOWNS | 17 | 21 |
| By Rushing | 4 | 10 |
| By Passing | 12 | 11 |
| By Penalty | 1 | 0 |
| THIRD-DOWN EFFICIENCY | 3-13-23% | 11-15-73% |
| FOURTH-DOWN EFFICIENCY | 0-0-0% | 0-0-0% |
| TOTAL NET YARDS | 239 | 361 |
| Total Offensive Plays | 57 | 61 |
| Average gain per offensive play | 4.2 | 5.9 |
| NET YARDS RUSHING | 72 | 133 |
| Total Rushing Plays | 19 | 34 |
| Average gain per rushing play | 3.8 | 3.9 |
| NET YARDS PASSING | 167 | 228 |
| Times thrown-yards lost att. to pass | 6-61 | 3-22 |
| Gross yards passing | 228 | 250 |
| PASS ATT-COMP-INT | 32-17-1 | 24-16-1 |
| Average gain per pass play | 4.4 | 8.4 |
| PUNTS Number and Average | 7-45.3 | 4-43.3 |
| TOTAL RETURN YARDS (not inc. kickoffs) | 19 | 73 |
| No. and Yards Punt Returns | 3-19 | 4-23 |
| No. and Yards Kickoff Returns | 6-130 | 3-65 |
| No. and Yards Interception Returns | 1-0 | 1-50 |
| PENALTIES Number and Yards | 4-26 | 4-40 |
| FUMBLES Number and Lost | 1-0 | 1-0 |
| EXTRA POINTS Made-Attempts | 1-1 | 5-5 |
| FIELD GOALS Made-Attempts | 1-2 | 0-0 |
| RED-ZONE EFFICIENCY | 1-1-100% | 4-4-100% |
| GOAL-TO-GO EFFICIENCY | 1-1-100% | 2-2-100% |
| SAFETIES | 0 | 0 |
| FINAL SCORE | 10 | 35 |
| TIME OF POSSESSION | 28:35 | 31:25 |

PACKERS SUPER BOWLS

COMMUNITY ADMIN. & COACHES

VETERANS

FREE AGENTS

2016 REVIEW

SUPER BOWLS

LAMBEAU FIELD

MISC.

SUPER BOWL II

GREEN BAY 33, OAKLAND 14

Miami Orange Bowl, Sunday, Jan. 14, 1968; Attendance: 75,546; Time: 2:34; Weather: 68° F; PC, 52% humidity, wind W 14 mph

Acquiring a third straight NFL championship two weeks earlier, the Packers embellished that record-tying parlay by winning a second consecutive Super Bowl. This time, they dispatched the AFL champion Raiders, 33-14, in a game that drew the first \$3 million gate in football history.

Bart Starr again was the game's most valuable player as he completed 13 of 24 passes for 202 yards and one touchdown and directed a Packers attack that was in control all the way after building a 16-7 halftime lead.

Don Chandler kicked four field goals (39, 20, 43 and 31 yards), and All-Pro cornerback Herb Adderley returned an interception of a Daryle Lamonica pass 60 yards for a touchdown.

Leading 3-0 at the quarter, the Packers got three Chandler field goals and a 62-yard scoring pass from Starr to split end Boyd Dowler before half. They then left the Raiders behind with a 10-point third period, Donny Anderson scoring on a 2-yard run and Chandler with his final field goal.

The game ended Vince Lombardi's nine-year reign as Packers coach. He won six Western Conference championships, five NFL titles and two Super Bowls, a record unprecedented in pro football history.



Bart Starr

Green Bay Packers

| Offense | | Defense | |
|---------|--------------|---------|-------------|
| LE 86 | B.Dowler | LE 87 | W.Davis |
| LT 76 | B.Skoronski | LT 77 | R.Kostelnik |
| LG 68 | G.Gillingham | RT 74 | H.Jordan |
| C 57 | K.Browman | RE 82 | L.Aldridge |
| RG 64 | J.Kramer | LLB 89 | D.Robinson |
| RT 75 | F.Gregg | MLB 66 | R.Nitschke |
| RE 81 | M.Fleming | RLB 60 | L.Caffey |
| QB 15 | B.Starr | LC 26 | H.Adderley |
| HB 44 | D.Anderson | RC 21 | B.Jeter |
| FB 36 | B.Wilson | LS 40 | T.Brown |
| SE 84 | C.Dale | RS 24 | W.Wood |

Oakland Raiders

| Offense | | Defense | |
|---------|---------------|---------|--------------|
| LE 89 | B.Miller | LE 77 | I.Lassiter |
| LT 76 | B.Svihus | LT 53 | D.Birdwell |
| LG 63 | G.Upshaw | RT 74 | T.Keating |
| C 00 | J.Otto | RE 83 | B.Davidson |
| RG 65 | W.Hawkins | LLB 42 | B.Laskey |
| RT 79 | H.Schuh | MLB 55 | D.Conners |
| RE 33 | B.Cannon | RLB 34 | G.Otto |
| QB 3 | D.Lamonica | LC 77 | K.McCloughan |
| HB 40 | P.Banaszak | RC 24 | W.Brown |
| FB 35 | H.Dixon | LS 20 | W.Powers |
| FL 25 | F.Biletnikoff | RS 29 | H.Williams |

Referee: Jack Vest

| | 1 | 2 | 3 | 4 | Total |
|-----------|---|----|----|---|-------|
| Green Bay | 3 | 13 | 10 | 7 | 33 |
| Oakland | 0 | 7 | 0 | 7 | 14 |

| FIELD GOALS (made () & missed) | |
|---------------------------------|-------------|
| D.Chandler (39) (20) (43) (31) | G.Blanda 47 |

Team Qtr Time Play Description (Extra Point) (Drive Info)

| | | | | |
|-----------|-------|---|----|----|
| Packers 1 | 9:53 | D.Chandler 39 yd. Field Goal (10-34, 4:01) | 3 | 0 |
| Packers 2 | 11:52 | D.Chandler 20 yd. Field Goal (17-84, 8:40) | 6 | 0 |
| Packers 2 | 10:50 | B.Dowler 62 yd. pass from B.Starr (D.Chandler kick) (1-62, 0:11) | 13 | 0 |
| Raiders 2 | 6:15 | B.Miller 23 yd. pass from D.Lamonica (G.Blanda kick) (9-78, 4:20) | 13 | 7 |
| Packers 2 | 0:01 | D.Chandler 43 yd. Field Goal (4-9, 0:19) | 16 | 7 |
| Packers 3 | 5:54 | D.Anderson 2 yd. run (D.Chandler kick) (11-82, 4:41) | 23 | 7 |
| Packers 3 | 0:02 | D.Chandler 31 yd. Field Goal (9-37, 4:47) | 26 | 7 |
| Packers 4 | 11:03 | H.Adderley 60 yd. interception return (D.Chandler kick) | 33 | 7 |
| Raiders 4 | 9:13 | B.Miller 23 yd. pass from D.Lamonica (G.Blanda kick) (4-74, 1:35) | 33 | 14 |

GB Oak

Sacks: Packers: W.Davis 3. Raiders:

T.Keating 2, D.Birdwell 1, B.Davidson 1.

Packers Tackle Leaders: R.Nitschke

9 (5-4), W.Davis 7 (7-0), W.Wood 7 (5-2), D.Robinson 7 (2-5), T.Brown 6 (4-2), L.Caffey 6 (4-2), H.Adderley 5 (4-1), B.Jeter 4 (2-2), T.Crutchler 3 (2-1), H.Jordan 3 (2-1).

| | Packers | Raiders |
|---|----------|----------|
| TOTAL FIRST DOWNS | 19 | 16 |
| By Rushing | 11 | 5 |
| By Passing | 7 | 10 |
| By Penalty | 1 | 1 |
| THIRD-DOWN EFFICIENCY | 5-16-31% | 3-11-27% |
| FOURTH-DOWN EFFICIENCY | 1-1-100% | 0-0-0% |
| TOTAL NET YARDS | 325 | 291 |
| Total Offensive Plays | 69 | 57 |
| Average gain per offensive play | 4.7 | 5.1 |
| NET YARDS RUSHING | 163 | 105 |
| Total Rushing Plays | 41 | 20 |
| Average gain per rushing play | 4.0 | 5.2 |
| NET YARDS PASSING | 162 | 186 |
| Times thrown-yards lost att. to pass | 4-40 | 3-22 |
| Gross yards passing | 202 | 208 |
| PASS ATT-COMP-INT. | 24-13-0 | 34-15-1 |
| Average gain per pass play | 5.8 | 5.6 |
| PUNTS Number and Average | 6-39.0 | 6-44.0 |
| TOTAL RETURN YARDS (not inc. kickoffs) | 95 | 12 |
| No. and Yards Punt Returns | 3-35 | 2-12 |
| No. and Yards Kickoff Returns | 3-49 | 7-127 |
| No. and Yards Interception Returns | 1-60 | 0-0 |
| PENALTIES Number and Yards | 1-12 | 4-31 |
| FUMBLES Number and Lost | 0-0 | 3-2 |
| EXTRA POINTS Made-Attempts | 3-3 | 2-2 |
| FIELD GOALS Made-Attempts | 4-4 | 0-1 |
| RED-ZONE EFFICIENCY | 1-2-50% | 0-0-0% |
| GOAL-TO-GO EFFICIENCY | 1-1-100% | 0-0-0% |
| SAFETIES | 0 | 0 |
| FINAL SCORE | 33 | 14 |
| TIME OF POSSESSION | 35:54 | 24:06 |

Green Bay Packers

| Rushing | Att | Yd | Avg | Lg | TD | |
|-------------|-----|-----|------|-----|-----|----|
| B.Wilson | 17 | 65 | 3.8 | 13 | 0 | |
| D.Anderson | 14 | 48 | 3.4 | 8 | 1 | |
| T.Williams | 8 | 36 | 4.5 | 18 | 0 | |
| B.Starr | 1 | 14 | 14.0 | 14 | 0 | |
| C.Mercein | 1 | 0 | 0.0 | 0 | 0 | |
| Total | 41 | 163 | 4.0 | 18 | 1 | |
| Passing | Att | Yd | TD | Lg | Int | |
| B.Starr | 24 | 13 | 202 | 162 | 0 | |
| Total | 24 | 13 | 202 | 162 | 0 | |
| Receiving | No | Yd | Avg | Lg | TD | |
| C.Dale | 4 | 43 | 10.8 | 17 | 0 | |
| M.Fleming | 4 | 35 | 8.8 | 11 | 0 | |
| B.Dowler | 2 | 71 | 35.5 | 62 | 1 | |
| D.Anderson | 2 | 18 | 9.0 | 12 | 0 | |
| M.McGee | 1 | 35 | 35.0 | 35 | 0 | |
| Total | 13 | 202 | 15.5 | 62 | 1 | |
| Intercept. | No | Yd | Avg | Lg | TD | |
| H.Adderley | 1 | 60 | 60.0 | 60 | 1 | |
| Total | 1 | 60 | 60.0 | 60 | 1 | |
| P>Returns | No | Yd | Avg | FC | Lg | TD |
| W.Wood | 3 | 35 | 11.7 | 0 | 31 | 0 |
| Total | 3 | 35 | 11.7 | 0 | 31 | 0 |
| K>Returns | No | Yd | Avg | Lg | TD | |
| H.Adderley | 1 | 24 | 24.0 | 24 | 0 | |
| T.Williams | 1 | 18 | 18.0 | 18 | 0 | |
| T.Crutchler | 1 | 7 | 7.0 | 7 | 0 | |
| Total | 3 | 49 | 16.3 | 24 | 0 | |

Oakland Raiders

| Rushing | Att | Yd | Avg | Lg | TD | |
|---------------|-----|-----|------|----|-----|----|
| H.Dixon | 12 | 52 | 4.3 | 14 | 0 | |
| L.Todd | 2 | 37 | 18.5 | 32 | 0 | |
| P.Banaszak | 6 | 16 | 2.7 | 5 | 0 | |
| Total | 20 | 105 | 5.2 | 32 | 0 | |
| Passing | Att | Yd | TD | Lg | Int | |
| D.Lamonica | 34 | 15 | 208 | 2 | 1 | |
| Total | 34 | 15 | 208 | 2 | 1 | |
| Receiving | No | Yd | Avg | Lg | TD | |
| B.Miller | 5 | 84 | 16.8 | 23 | 2 | |
| P.Banaszak | 4 | 69 | 17.3 | 41 | 0 | |
| B.Cannon | 2 | 25 | 12.5 | 15 | 0 | |
| F.Biletnikoff | 2 | 10 | 5.0 | 6 | 0 | |
| W.Wells | 1 | 17 | 17.0 | 17 | 0 | |
| H.Dixon | 1 | 3 | 3.0 | 3 | 0 | |
| Total | 15 | 208 | 13.9 | 41 | 2 | |
| Intercept. | No | Yd | Avg | Lg | TD | |
| P>Returns | No | Yd | Avg | FC | Lg | TD |
| R.Bird | 1 | 12 | 12.0 | 1 | 12 | 0 |
| W.Wells | 1 | 0 | 0.0 | 0 | 0 | 0 |
| Total | 2 | 12 | 6.0 | 1 | 12 | 0 |
| K>Returns | No | Yd | Avg | Lg | TD | |
| L.Todd | 3 | 63 | 21.0 | 23 | 0 | |
| D.Grayson | 3 | 61 | 20.3 | 25 | 0 | |
| W.Hawkins | 1 | 3 | 3.0 | 3 | 0 | |
| Total | 7 | 127 | 18.1 | 25 | 0 | |

SUPER BOWL XXXI

GREEN BAY 35, NEW ENGLAND 21

Louisiana Superdome, New Orleans, La., Sunday, Jan. 26, 1997; Attendance: 72,301; Time: 3:21; Weather: (indoors)



Using several momentum-turning big plays, the Packers held off resilient New England to capture their first world championship in 29 years. For Green Bay, the victory also marked its league-high 12th NFL championship as well as its third Super Bowl triumph.

The Packers jumped to an early 10-0 lead. Brett Favre, sensing a Patriots blitz, audibled on Green Bay's second play from scrimmage, hitting late-season pickup Andre Rison on a wide-open post pattern for a 54-yard touchdown pass. On the ensuing New England possession, Doug Evans intercepted Drew Bledsoe at the Patriots' 28, which led to a 37-yard field goal by Chris Jacke.

New England then was able to turn the tide in its favor, however, as Bledsoe took his club on two long drives for touchdowns. The first, which covered 79 yards and culminated in a short pass to Keith Byars, was aided by two long throws to Pats running backs and a 26-yard pass interference penalty. The second, starting at the New England 43, was spurred by a leaping, 44-yard reception by rookie Terry Glenn. When Ben Coates caught a 4-yard TD pass from Bledsoe, the Patriots momentarily had their only lead of the game and had completed the highest-scoring first quarter in Super Bowl history.

Green Bay rebounded to retake the lead when Favre, seeing Patriots' strong safety Lawyer Milloy at the line of scrimmage in tight coverage on Antonio Freeman, watched Freeman elude Milloy's "bump" and lofted a perfect aerial to Freeman along the right sideline. Freeman, able to outrun New England's late-arriving free safety, covered 81 yards for the longest reception in Super Bowl history at that time. After another Jacke field goal, Favre took advantage of a Mike Prieur interception and escorted his troops on a nine-play, 74-yard march just before halftime which ended when, on a bootleg left, he lunged the ball over the goal line as he was rolling out of bounds.



Taking a 27-14 edge out of the locker room at halftime, Green Bay maintained that lead until late in the third quarter, when the Patriots' Curtis Martin made a magnificent 18-yard run up the middle of the Packers' defense to pull New England to within six points at 27-21.

That margin was short-lived, though, as Desmond Howard returned the ensuing kickoff 99 yards for a back-breaking touchdown (the longest kick return in Super Bowl history at the time), bursting through the center of the Packers' well-blocked wedge, then juking kicker Adam Vinatieri to bolt free. Howard, who had 244 total return yards in the game including key punt runbacks of 32 and 34 yards, was voted the game's most valuable player, becoming the first special teams player to be so honored. A subsequent, successful two-point conversion, where Favre found Mark Chmura along the back of the end zone, gave the Green and Gold an insurmountable two-touchdown lead.

The top-ranked Green Bay defense, which had four interceptions of Bledsoe, was led by Reggie White, who sacked the New England quarterback a Super Bowl-record three times, including twice in a row on the possession immediately following Howard's scoring return.

Favre, playing less than an hour from his hometown of Kiln, Miss., completed 14 of 27 passes for 246 yards and two touchdowns without an interception, while his counterpart, Bledsoe, threw for 253 yards and two scores on 25-of-48 passing.



| New England Patriots | | | | | Green Bay Packers | | | | | | |
|----------------------|----|--------------|---------|----|-------------------|----|----|-------------|-----|----|------------|
| Offense | | | Defense | | Offense | | | Defense | | | |
| WR | 84 | S.Jefferson | LE | 92 | F.Collons | WR | 84 | A.Freeman | LE | 92 | R.White |
| LT | 78 | B.Armstrong | LT | 97 | M.Wheeler | LT | 64 | B.Wilkerson | DT | 71 | S.Dotson |
| LG | 76 | W.Roberts | RT | 75 | P.Sagapolutele | LG | 73 | A.Taylor | NT | 93 | Gi.Brown |
| C | 64 | D.Wohlabough | RE | 55 | W.McGinest | C | 52 | F.Winters | RE | 96 | S.Jones |
| RG | 71 | T.Rucci | LLB | 53 | C.Slade | RG | 63 | A.Timmerman | LLB | 59 | W.Simmons |
| RT | 68 | M.Lane | MLB | 52 | T.Johnson | RT | 72 | E.Dotson | MLB | 54 | R.Cox |
| TE | 87 | B.Coates | RLB | 59 | T.Collins | TE | 89 | M.Chmura | RLB | 51 | B.Williams |
| WR | 88 | T.Glenn | LCB | 24 | T.Law | WR | 84 | A.Rison | LCB | 21 | C.Newsome |
| QB | 11 | D.Bledsoe | RCB | 45 | O.Smith | QB | 4 | B.Favre | RCB | 33 | D.Evans |
| RB | 28 | C.Martin | SS | 36 | L.Milloy | RB | 34 | E.Bennett | SS | 36 | L.Butler |
| FB | 41 | K.Byars | FS | 32 | W.Clay | FB | 30 | W.Henderson | FS | 41 | E.Robinson |

Referee: Gerald Austin (34)

FIELD GOALS (made () & missed)

| | 1 | 2 | 3 | 4 | Total |
|------------------|----|----|---|---|-------|
| New England..... | 1 | 0 | 7 | 0 | — 21 |
| Green Bay..... | 10 | 17 | 8 | 0 | — 35 |

C.Jacke (37) (31) 47WR

| Team | Qtr | Time | Play Description (Extra Point) (Drive Info) | NE | GB |
|----------|-----|-------|--|----|----|
| Packers | 1 | 11:28 | A.Rison 54 yd. pass from B.Favre (C.Jacke kick) (2-55, 0:51) | 0 | 7 |
| Packers | 1 | 8:42 | C.Jacke 37 yd. Field Goal (4-9, 1:58) | 0 | 10 |
| Patriots | 1 | 6:35 | K.Byars 1 yd. pass from D.Bledsoe (A.Vinatieri kick) (6-79, 2:07) | 7 | 10 |
| Patriots | 1 | 2:33 | B.Coates 4 yd. pass from D.Bledsoe (A.Vinatieri kick) (4-57, 2:11) | 14 | 10 |
| Packers | 2 | 14:04 | A.Freeman 81 yd. pass from B.Favre (C.Jacke kick) (1-81, 0:10) | 14 | 17 |
| Packers | 2 | 8:15 | C.Jacke 31 yd. Field Goal (8-33, 2:58) | 14 | 20 |
| Packers | 2 | 1:11 | B.Favre 2 yd. run (C.Jacke kick) (9-74, 5:59) | 14 | 27 |
| Patriots | 3 | 3:27 | C.Martin 18 yd. run (A.Vinatieri kick) (7-53, 3:25) | 21 | 27 |
| Packers | 3 | 3:10 | D.Howard 99 yd. kickoff return (M.Chmura-B.Favre pass) | 21 | 35 |



continued on next page

PACKERS SUPER BOWLS
 COMMUNITY
 ADMIN. & COACHES
 VETERANS
 DRAFT & FREE AGENTS
 2016 REVIEW
 SUPER BOWLS
 LAMBEAU FIELD
 MISC.

| New England Patriots | | | | | | Green Bay Packers | | | | | | |
|----------------------|-----------|------------|-------------|-----------|-----------|-------------------|--------------|------------|-------------|-------------|----------|------------|
| Rushing | Att | Yd | Avg | Lg | TD | Rushing | Att | Yd | Avg | Lg | TD | |
| C.Martin | 11 | 42 | 3.8 | 18 | 1 | D.Levens | 14 | 61 | 4.4 | 12 | 0 | |
| D.Bledsoe | 1 | 1 | 1.0 | 1 | 0 | E.Bennett | 17 | 40 | 2.4 | 10 | 0 | |
| D.Meggett | 1 | 0 | 0.0 | 0 | 0 | B.Favre | 4 | 12 | 3.0 | 12 | 1 | |
| | | | | | | W.Henderson | 1 | 2 | 2.0 | 2 | 0 | |
| Total | 13 | 43 | 3.3 | 18 | 1 | Total | 36 | 115 | 3.2 | 12 | 1 | |
| Passing | | | | | | Passing | | | | | | |
| Att | Cm | Yds | TD | Lg | In | Att | Cm | Yds | TD | Lg | In | |
| D.Bledsoe | 48 | 25 | 253 | 2 | 44 | 4 | B.Favre | 27 | 14 | 246 | 2 | 81t |
| Total | 48 | 25 | 253 | 2 | 44 | 4 | Total | 27 | 14 | 246 | 2 | 81t |
| Receiving | | | | | | Receiving | | | | | | |
| No | Yd | Avg | Lg | TD | | No | Yd | Avg | Lg | TD | | |
| B.Coates | 6 | 67 | 11.2 | 19 | 1 | A.Freeman | 3 | 105 | 35.0 | 81t | 1 | |
| T.Glenn | 4 | 62 | 15.5 | 44 | 0 | D.Levens | 3 | 23 | 7.7 | 14 | 0 | |
| K.Byars | 4 | 42 | 10.5 | 32 | 1 | A.Rison | 2 | 77 | 38.5 | 54t | 1 | |
| S.Jefferson | 3 | 34 | 11.3 | 14 | 0 | W.Henderson | 2 | 14 | 7.0 | 8 | 0 | |
| C.Martin | 3 | 28 | 9.3 | 20 | 0 | M.Chmura | 2 | 13 | 6.5 | 8 | 0 | |
| D.Meggett | 3 | 8 | 2.7 | 5 | 0 | K.Jackson | 1 | 10 | 10.0 | 10 | 0 | |
| V.Brisby | 2 | 12 | 6.0 | 7 | 0 | E.Bennett | 1 | 4 | 4.0 | 4 | 0 | |
| Total | 25 | 253 | 10.1 | 44 | 2 | Total | 14 | 246 | 17.6 | 81t | 2 | |
| Intercept. | | | | | | Intercept. | | | | | | |
| No | Yd | Avg | Lg | TD | | No | Yd | Avg | Lg | TD | | |
| | | | | | | B.Williams | 1 | 16 | 16.0 | 16 | 0 | |
| | | | | | | M.Prior | 1 | 8 | 8.0 | 8 | 0 | |
| | | | | | | D.Evans | 1 | 0 | 0.0 | 0 | 0 | |
| | | | | | | C.Newsome | 1 | 0 | 0.0 | 0 | 0 | |
| | | | | | | Total | 4 | 24 | 6.0 | 16 | 0 | |
| P>Returns | | | | | | P>Returns | | | | | | |
| No | Yd | Avg | FC | Lg | TD | No | Yd | Avg | FC | Lg | TD | |
| D.Meggett | 4 | 30 | 7.5 | 2 | 20 | 0 | D.Howard | 6 | 90 | 15.0 | 1 | 34 |
| (downed) | 1 | 0 | 0.0 | 0 | 0 | 0 | (out/bnds) | 1 | 0 | 0.0 | 0 | 0 |
| Total | 4 | 30 | 7.5 | 2 | 20 | 0 | Total | 6 | 90 | 15.0 | 1 | 34 |
| K>Returns | | | | | | K>Returns | | | | | | |
| No | Yd | Avg | Lg | TD | | No | Yd | Avg | Lg | TD | | |
| D.Meggett | 5 | 117 | 23.4 | 26 | 0 | D.Howard | 4 | 154 | 38.5 | 99t | 1 | |
| H.Graham | 1 | 18 | 18.0 | 18 | 0 | | | | | | | |
| (t'back) | 1 | 0 | 0.0 | 0 | 0 | | | | | | | |
| Total | 6 | 135 | 22.5 | 26 | 0 | Total | 4 | 154 | 38.5 | 99t | 1 | |

| | Patriots | Packers |
|---|----------|----------|
| TOTAL FIRST DOWNS | 16 | 16 |
| By Rushing | 3 | 8 |
| By Passing | 12 | 6 |
| By Penalty | 1 | 2 |
| THIRD-DOWN EFFICIENCY | 4-14-29% | 3-15-20% |
| FOURTH-DOWN EFFICIENCY | 0-2-0% | 0-1-0% |
| TOTAL NET YARDS | 257 | 323 |
| Total Offensive Plays | 66 | 68 |
| Average gain per offensive play | 3.9 | 4.8 |
| NET YARDS RUSHING | 43 | 115 |
| Total Rushing Plays | 13 | 36 |
| Average gain per rushing play | 3.3 | 3.2 |
| NET YARDS PASSING | 214 | 208 |
| Times thrown-yards lost att. to pass. | 5-39 | 5-38 |
| Gross yards passing | 253 | 246 |
| PASS ATT-COMP-INT. | 48-25-4 | 27-14-0 |
| Average gain per pass play | 4.0 | 6.5 |
| PUNTS Number and Average | 8-45.1 | 7-42.7 |
| TOTAL RETURN YARDS (not inc. kickoffs) | 30 | 114 |
| No. and Yards Punt Returns | 4-30 | 6-90 |
| No. and Yards Kickoff Returns | 6-135 | 4-154 |
| No. and Yards Interception Returns | 0-0 | 4-24 |
| PENALTIES Number and Yards | 2-22 | 3-41 |
| FUMBLES Number and Lost | 0-0 | 0-0 |
| EXTRA POINTS Made-Attempts | 3-3 | 4-4 |
| Kicking Made-Attempts | 3-3 | 3-3 |
| Passing Made-Attempts | 0-0 | 1-1 |
| FIELD GOALS Made-Attempts | 0-0 | 2-3 |
| RED-ZONE EFFICIENCY | 3-3-100% | 1-3-33% |
| GOAL-TO-GO EFFICIENCY | 2-2-100% | 1-1-100% |
| SAFETIES | 0 | 0 |
| FINAL SCORE | 21 | 35 |
| TIME OF POSSESSION | 25:45 | 34:15 |



Sacks: Patriots: T.Bruschy 2, F.Collons 1, W.McGinest 1, O.Smith 1. Packers: R.White 3, L.Butler 1, S.Dotson 1.

Packers Tackle Leaders: E.Robinson 9 (6-3), L.Butler 7 (7-0), C.Newsome 6 (3-3), B.Williams 5 (4-1), G.Brown 5 (3-2), S.Dotson 4 (3-1), W.Simmons 4 (3-1), D.Evans 4 (2-2), R.Cox 4 (1-3), S.Jones 3 (3-0), R.White 3 (3-0), G.Wilkins 1 (1-0), T.Williams 1 (0-1), M.Prior 1 (0-1).

"This trophy ... this is it. It was named after Vince Lombardi. You play in Green Bay. As important as it is to any other team and any other player, it means more to us.

"Back in July, we set our goals. And I'm so proud of you. You made every single goal. You earned it, you worked for it.

"And before we came out for the second half, what did you do? You locked arms. Do it right now, men. Do it right now.


"To the coaches, players, organization, trainers, equipment people, *everybody*, this trophy is for you, men. *Everybody*. Everyone had a say in it, everyone got it done. I'm proud of you."

— Head Coach Mike Holmgren,
Packers postgame locker room, Jan. 26, 1997

SUPER BOWL XXXII

DENVER 31, GREEN BAY 24

Qualcomm Stadium, San Diego, Calif., Sunday, Jan. 25, 1998; Attendance: 68,912; Time: 3:25; Weather: 67° F; sunny



Behind a dominating rushing performance by San Diego native Terrell Davis, four-time Super Bowl loser Denver garnered its first-ever victory in the NFL's title game to dethrone the reigning champion Packers in what some called "the best Super Bowl ever." In the process, the Broncos also ended a 13-game Super Bowl winning streak by the National Football Conference representative and sent Green Bay to its initial Super Bowl defeat after three triumphs.

Davis, named as the game's most valuable player, averaged 5.2 yards per carry as he rushed for 157 yards and three touchdowns, including the final, decisive score with less than two minutes remaining.

After the opening possession — a 76-yard scoring sequence by Green Bay — it appeared (falsely) that the game might turn into just another rout by the NFC against an over-matched AFC opponent. The Packers easily traversed the field, capping the drive with an arching, 22-yard touchdown pass from Brett Favre to Antonio Freeman at the back of the end zone, Freeman tap-dancing to get his feet down, and Green Bay had a 7-0 lead less than five minutes into the contest.

But the Broncos stormed back, scoring the first three times they had the ball to commandeer a 17-7 advantage. After Davis went over from a yard out for Denver's initial points, the Broncos forced a pair of turnovers in Green Bay territory. First, Favre was intercepted when he prematurely unloaded a pass for Robert Brooks while under a heavy blitz, a miscue which resulted in a 1-yard touchdown run by Broncos quarterback John Elway on a bootleg to the right. Then, after Favre fumbled when hit by Denver safety Steve Atwater on another blitz, the Broncos tacked on a long field goal by Jason Elam.

Green Bay mounted an impressive, 95-yard touchdown drive to consume the latter half of the second quarter and pull to within 17-14. Favre lofted a perfect aerial to tight end Mark Chmura in the

back right corner of the end zone just 12 seconds before halftime, a pass which narrowly skirted the fingertips of a leaping defender.

Davis, who had missed the entire second quarter after experiencing migraine-headache symptoms, fumbled on the first play from scrimmage of the second half, an error which turned into a game-tying Ryan Longwell field goal only minutes later.

The Broncos went ahead again late in the third period, when Davis scored his second touchdown of the game to culminate a 92-yard, seven-plus-minute drive. And when, on the ensuing kickoff, Freeman fumbled at his own 22, things looked dire for Green Bay as it stared at a potential two-touchdown deficit heading into the final quarter. But when the Broncos went for the jugular on their first play, free safety Eugene Robinson intercepted Elway in the end zone.

Favre completed three passes to Freeman on the ensuing Green

Bay possession, including a 13-yard crossing route for the receiver's second touchdown, which knotted the score at 24 with 13½ minutes remaining. Freeman made nine receptions (for 126 yards) on the day to equal the club's all-time playoff record.


After the Packers failed to take advantage of one fourth-quarter drive which neared midfield, Denver ran the ball down their throat for the game's winning touchdown, a drive which covered 49 yards in only five plays — four on the ground. Davis strolled into the end zone untouched up the middle

for a 31-24 lead with just 105 ticks of the clock left.

Still facing the relentless blitzing which had characterized the play of the Denver defense throughout the game, from his own 30-yard line Favre moved the Packers 39 yards down the field on four straight passes to Dorsey Levens to reach the Broncos' 31 with 42 seconds remaining.

But when his next three throws fell incomplete, including a fourth-down pass intended for Chmura which was knocked down by linebacker John Mobley, the game was Denver's, giving Elway a long-awaited Super Bowl victory after he personally had endured three losses. In the process, the Broncos became just the second wild-card team to capture a Super Bowl.

continued on next page



| Green Bay Packers | | | | | |
|-------------------|----|-------------|---------|----|------------|
| Offense | | | Defense | | |
| WR | 86 | A.Freeman | LE | 92 | R.White |
| LT | 78 | R.Verba | DT | 71 | S.Dotson |
| LG | 73 | A.Taylor | NT | 93 | G.Brown |
| C | 52 | F.Winters | RE | 98 | G.Wilkins |
| RG | 63 | A.Timmerman | LLB | 54 | S.Joyner |
| RT | 72 | E.Dotson | MLB | 55 | B.Harris |
| TE | 89 | M.Chmura | LLB | 51 | B.Williams |
| WR | 87 | R.Brooks | LCB | 37 | T.Williams |
| QB | 4 | B.Favre | RCB | 33 | D.Evans |
| RB | 25 | D.Levens | SS | 36 | L.Butler |
| FB | 30 | W.Henderson | FS | 41 | E.Robinson |

| Denver Broncos | | | | | |
|----------------|----|-------------|---------|----|--------------|
| Offense | | | Defense | | |
| WR | 80 | R.Smith | LE | 90 | N.Smith |
| LT | 65 | G.Zimmerman | LT | 94 | K.Traylor |
| LG | 69 | M.Schlereth | RT | 98 | M.Tanuvasa |
| C | 66 | T.Nalen | RE | 91 | A.Williams |
| RG | 75 | B.Habib | WLB | 51 | J.Mobley |
| RT | 77 | T.Jones | MLB | 57 | A.Aldridge |
| TE | 84 | S.Sharpe | LCB | 53 | B.Romanowski |
| WR | 87 | E.MCaffrey | SLB | 39 | R.Crockett |
| QB | 7 | J.Elway | RCB | 23 | D.Gordon |
| RB | 30 | T.Davis | SS | 34 | T.Braxton |
| FB | 29 | H.Griffith | FS | 27 | S.Atwater |

Referee: Ed Hochuli (85)

| | 1 | 2 | 3 | 4 | Total |
|-----------|---|----|---|---|-------|
| Green Bay | 7 | 7 | 3 | 7 | — 24 |
| Denver | 7 | 10 | 7 | 7 | — 31 |

| FIELD GOALS (made () & missed) | | | |
|---------------------------------|------|--------|------|
| R.Longwell | (27) | J.Elam | (51) |

| Team | Qtr | Time | Play Description (Extra Point) (Drive Info) | GB | Den |
|---------|-----|-------|---|-----|-----|
| Packers | 1 | 10:58 | A.Freeman 22 yd. pass from B.Favre (R.Longwell kick) (8-76, 4:02) | .7 | 0 |
| Broncos | 1 | 5:39 | T.Davis 1 yd. run (J.Elam kick) (10-58, 5:19) | .7 | 7 |
| Broncos | 2 | 14:55 | J.Elway 1 yd. run (J.Elam kick) (8-45, 4:54) | .7 | 14 |
| Broncos | 2 | 12:21 | J.Elway 51 yd. Field Goal (4-0, 1:02) | .7 | 17 |
| Packers | 2 | 0:12 | M.Chmura 6 yd. pass from B.Favre (R.Longwell kick) (17-95, 7:26) | .14 | 17 |
| Packers | 3 | 11:59 | R.Longwell 27 yd. Field Goal (7-17, 2:42) | .17 | 17 |
| Broncos | 3 | 0:34 | T.Davis 1 yd. run (J.Elam kick) (13-92, 7:12) | .17 | 24 |
| Packers | 4 | 13:32 | A.Freeman 13 yd. pass from B.Favre (R.Longwell kick) (4-85, 1:39) | .24 | 24 |
| Broncos | 4 | 1:45 | T.Davis 1 yd. run (J.Elam kick) (5-49, 1:42) | .24 | 31 |



PACKERS SUPER BOWLS
 COMMUNITY
 ADMIN. & COACHES
 VETERANS
 DRAFT & FREE AGENTS
 2016 REVIEW
 SUPER BOWLS
 LAMBEAU FIELD
 MISC.

Favre, while not turning in his usual MVP-like performance, completed 25 of 42 passes for 256 yards and three touchdowns with one interception. Elway, who did not complete a pass to one of his wide receivers until late in the third quarter, threw for 123 yards on 12-of-22 passing while being intercepted once.



| | Packers | Broncos |
|---|----------|----------|
| TOTAL FIRST DOWNS | 21 | 21 |
| By Rushing | 4 | 14 |
| By Passing | 14 | 5 |
| By Penalty | 3 | 2 |
| THIRD-DOWN EFFICIENCY | 5-14-36% | 5-10-50% |
| FOURTH-DOWN EFFICIENCY | 0-1-0% | 0-0-0% |
| TOTAL NET YARDS | 350 | 302 |
| Total Offensive Plays | 63 | 61 |
| Average gain per offensive play | 5.6 | 5.0 |
| NET YARDS RUSHING | 95 | 179 |
| Total Rushing Plays | 20 | 39 |
| Average gain per rushing play | 4.8 | 4.6 |
| NET YARDS PASSING | 255 | 123 |
| Times thrown-yards lost att. to pass | 1-1 | 0-0 |
| Gross yards passing | 256 | 123 |
| PASS ATT-COMP-INT. | 42-25-1 | 22-12-1 |
| Average gain per pass play | 5.9 | 5.6 |
| PUNTS Number and Average | 4-35.5 | 4-36.5 |
| TOTAL RETURN YARDS (not inc. kickoffs) | 17 | 0 |
| No. and Yards Punt Returns | 0-0 | 0-0 |
| No. and Yards Kickoff Returns | 6-104 | 5-95 |
| No. and Yards Interception Returns | 1-17 | 1-0 |
| PENALTIES Number and Yards | 9-59 | 7-65 |
| FUMBLES Number and Lost | 2-2 | 1-1 |
| EXTRA POINTS Made-Attempts | 3-3 | 4-4 |
| FIELD GOALS Made-Attempts | 1-1 | 1-1 |
| RED-ZONE EFFICIENCY | 2-3-67% | 4-4-100% |
| GOAL-TO-GO EFFICIENCY | 1-1-100% | 4-4-100% |
| SAFETIES | 0 | 0 |
| FINAL SCORE | 24 | 31 |
| TIME OF POSSESSION | 27:35 | 32:25 |

Packers Tackle Leaders: L.Butler 9 (7-2), E.Robinson 8 (6-2), B.Harris 7 (6-1), S.Dotson 6 (6-0), T.Williams 6 (6-0), B.Williams 5 (5-0), G.Brown 4 (3-1), S.Joyner 3 (3-0), D.Evans 3 (2-1), R.White 1 (1-0).

| Green Bay Packers | | | | | | Denver Broncos | | | | | | | |
|-------------------|-----------|------------|-------------|-----------|-----------|----------------|--------------|------------|-------------|------------|----------|-----------|----------|
| Rushing | Att | Yd | Avg | Lg | TD | Rushing | Att | Yd | Avg | Lg | TD | | |
| D.Levens | 19 | 90 | 4.7 | 16 | 0 | T.Davis | 30 | 157 | 5.2 | 27 | 3 | | |
| R.Brooks | 1 | 5 | 5.0 | 5 | 0 | J.Elway | 5 | 17 | 3.4 | 10 | 1 | | |
| | | | | | | V.Hebron | 3 | 3 | 1.0 | 2 | 0 | | |
| | | | | | | H.Griffith | 1 | 2 | 2.0 | 2 | 0 | | |
| Total | 20 | 95 | 4.8 | 16 | 0 | Total | 39 | 179 | 4.6 | 27 | 4 | | |
| Passing | Att | Cm | Yds | TD | Lg | Int | Passing | Att | Cm | Yds | TD | Lg | Int |
| B.Favre | 42 | 25 | 256 | 3 | 27 | 1 | J.Elway | 22 | 12 | 123 | 0 | 36 | 1 |
| Total | 42 | 25 | 256 | 3 | 27 | 1 | Total | 22 | 12 | 123 | 0 | 36 | 1 |
| Receiving | No | Yd | Avg | Lg | TD | Receiving | No | Yd | Avg | Lg | TD | | |
| A.Freeman | 9 | 126 | 14.0 | 27 | 2 | S.Sharpe | 5 | 38 | 7.6 | 12 | 0 | | |
| D.Levens | 6 | 56 | 9.3 | 22 | 0 | E.McCaffrey | 2 | 45 | 22.5 | 36 | 0 | | |
| M.Chmura | 4 | 43 | 10.8 | 21 | 0 | T.Davis | 2 | 8 | 4.0 | 4 | 0 | | |
| R.Brooks | 3 | 16 | 5.3 | 10 | 0 | H.Griffith | 1 | 23 | 23.0 | 23 | 0 | | |
| W.Henderson | 2 | 9 | 4.5 | 7 | 0 | V.Hebron | 1 | 5 | 5.0 | 5 | 0 | | |
| T.Mickens | 1 | 6 | 6.0 | 6 | 0 | D.Carswell | 1 | 4 | 4.0 | 4 | 0 | | |
| Total | 25 | 256 | 10.2 | 27 | 3 | Total | 12 | 123 | 10.3 | 36 | 0 | | |
| Intercept. | No | Yd | Avg | Lg | TD | Intercept. | No | Yd | Avg | Lg | TD | | |
| E.Robinson | 1 | 17 | 17.0 | 17 | 0 | T.Braxton | 1 | 0 | 0.0 | 0 | 0 | | |
| Total | 1 | 17 | 17.0 | 17 | 0 | Total | 1 | 0 | 0.0 | 0 | 0 | | |
| P>Returns | No | Yd | Av | FC | Lg | P>Returns | No | Yd | Av | FC | Lg | TD | |
| R.Brooks | 0 | 0 | 0.0 | 0 | 0 | D.Gordon | 0 | 0 | 0.0 | 0 | 0 | 0 | |
| (downed) | 3 | 0 | 0.0 | 0 | 0 | R.Smith | 0 | 0 | 0.0 | 1 | 0 | 0 | |
| Total | 0 | 0 | 0.0 | 1 | 0 | Total | 0 | 0 | 0.0 | 0 | 0 | 0 | |
| K>Returns | No | Yd | Avg | Lg | TD | K>Returns | No | Yd | Avg | Lg | TD | | |
| A.Freeman | 6 | 104 | 17.3 | 22 | 0 | V.Hebron | 4 | 79 | 19.8 | 32 | 0 | | |
| Total | 6 | 104 | 17.3 | 22 | 0 | Total | 5 | 95 | 19.0 | 32 | 0 | | |



Sacks: Packers: none. Broncos: Atwater 1.

PLAYERS WHO HAVE PLAYED IN TWO SUPER BOWLS FOR PACKERS

| | | | | | | | |
|--------------------|-------------|---------------------|-------------|-------------------|-------------|--------------------|-------------|
| H.Alderley | I, II | E.Dotson | XXXI, XXXII | T.Jervey | XXXI, XXXII | B.Skoronski | I, II |
| L.Aldridge | I, II | S.Dotson | XXXI, XXXII | B.Jeter | I, II | B.Starr | I, II |
| D.Anderson | I, II | B.Dowler | I, II | H.Jordan | I, II | A.Taylor | XXXI, XXXII |
| K.Bowman | I, II | D.Evans | XXXI, XXXII | R.Kostelnik | I, II | J.Thomason | XXXI, XXXII |
| Z.Bratkowski | I, II | B.Favre | XXXI, XXXII | J.Kramer | I, II | F.Thurston | I, II |
| B.Brown | I, II | M.Fleming | I, II | D.Levens | XXXI, XXXII | A.Timmerman | XXXI, XXXII |
| Gi.Brown | XXXI, XXXII | A.Freeman | XXXI, XXXII | B.Long | I, II | J.Weatherwax | I, II |
| T.Brown | I, II | G.Gillingham | I, II | M.McGee | I, II | R.White | XXXI, XXXII |
| L.Butler | XXXI, XXXII | F.Gregg | I, II | K.McKenzie | XXXI, XXXII | B.Wilkerson | XXXI, XXXII |
| L.Caffey | I, II | B.Harris | XXXI, XXXII | T.Mickens | XXXI, XXXII | G.Wilkins | XXXI, XXXII |
| D.Chandler | I, II | D.Hart | I, II | R.Mullen | XXXI, XXXII | B.Williams | XXXI, XXXII |
| M.Chmura | XXXI, XXXII | W.Henderson | XXXI, XXXII | R.Nitschke | I, II | Ty.Williams | XXXI, XXXII |
| T.Crutcher | I, II | C.Henrich | XXXI, XXXII | M.Prior | XXXI, XXXII | F.Winters | XXXI, XXXII |
| C.Dale | I, II | D.Holland | XXXI, XXXII | D.Robinson | I, II | W.Wood | I, II |
| W.Davis | I, II | L.Hollinquest | XXXI, XXXII | E.Robinson | XXXI, XXXII | | |

SUPER BOWL XLV

GREEN BAY 31, PITTSBURGH 25

Cowboys Stadium, Arlington, Texas, Sunday, Feb. 6, 2011; Attendance: 91,060; Time: 3:32; Weather: (indoors)



On the strength of a masterful passing display by quarterback Aaron Rodgers and a series of timely turnovers courtesy of an opportunistic defense, the resilient Packers laid claim to the franchise's fourth Super Bowl title in front of 91,060 fans at majestic Cowboys Stadium in Arlington, Texas. Green Bay became just the second No. 6 seed to win the Super Bowl since the league adopted a 12-team format in 1990, and capped off their string of six consecutive elimination games by again overcoming the

loss of key players to injuries, just as they had throughout the 2010 season.

Offensively, the Packers opened the game in a four-wide-receiver set intent on spreading out Pittsburgh's attacking 3-4 defense and keeping their vaunted front seven off balance. After the teams traded punts early on, Rodgers led the Packers on an 80-yard scoring drive on the unit's second possession. The quarterback completed 5 of 6 attempts for 63 yards on the series, perfectly placing a 29-yard touchdown in the hands of receiver Jordy Nelson along the right sideline for the game's opening score.

And it wouldn't be long before the Packers built on their early lead.

On the first play of the Steelers' ensuing possession, defensive lineman Howard Green bull-rushed his way into the Pittsburgh pocket, batting the arm of quarterback Ben Roethlisberger, whose deep pass down the left sideline fell well short and into the arms of converging Packers safety Nick Collins at the Pittsburgh 37. After securing the interception, Collins weaved his way through would-be tacklers and went airborne at the 3, diving into the end zone to give Green Bay a commanding 14-0 lead with 3:20 remaining in the opening quarter.

After surrendering a 33-yard field goal that made the score 14-3, the Packers defense was the beneficiary of a Roethlisberger mistake on Pittsburgh's next possession when cornerback Jarrett Bush jumped in front of a crossing route intended for receiver Mike Wallace and came down with the interception at the Green Bay 47.

Despite receiving news that veteran stalwart receiver Donald Driver would not return to the game due to an ankle injury, Rodgers and the offense wasted little time taking advantage of the extra possession and the field position that accompanied it. They needed only four plays to cross the goal line, doing so when Rodgers made another of his pinpoint throws,

a 21-yard dart to wide receiver Greg Jennings over the deep middle. The quarterback's pass eluded safety Ryan Clark, who had closed tightly on the route, and made the score 21-3.

While the Driver injury was an unquestioned blow to the offense, the defense also suffered a seemingly devastating loss when cornerback Charles Woodson, a playoff captain and the team's leader throughout the postseason, sustained a broken collarbone on the second play of Pittsburgh's final drive of the first half.

Pittsburgh scored its first touchdown of the game five plays after the Woodson injury when Roethlisberger found Hines Ward in the back corner of the end zone from 8 yards out.

The Packers entered the locker room ahead, 21-10, but were forced to regroup in the face of the injuries. Having gone through the painful process of placing 15 players on injured reserve during the regular season, overcoming injuries was a familiar practice for these Packers.

That said, the Steelers built off of the momentum they carried into halftime and came out with a vengeance in the second half. Their first drive ended with an 8-yard touchdown run by Rashard Mendenhall that tightened the score to 21-17.

The Packers, meanwhile, sputtered offensively in the third quarter as Rodgers fell victim to drops and other miscues that inhibited his usual rhythm in the passing game.

With the Steelers driving deeper into Packers territory for the go-ahead score at the start of the fourth quarter, linebacker Clay Matthews made the kind of game-changing play that has defined his young career in Green Bay. On a second-down run to his side, he shot inside of a block by a tight end, and, in concert with defensive end Ryan Pickett, met Mendenhall in the backfield, jarring the ball loose. The fumble was recovered by linebacker Desmond Bishop, and momentum was shifted almost entirely back in the Packers' favor.

Eight plays later, Rodgers found Jennings for an 8-yard touchdown that again made it a two-score game, at 28-17.

Refusing to go quietly, Roethlisberger and the veteran Steelers responded immediately, putting together a seven-play drive of their own that culminated with a 25-yard touchdown pass to Wallace and a successful two-point conversion on an option pitch to wide receiver Antwan Randle El.

Leading by a narrow 28-25 margin, Rodgers and the offense took over with 7:29 remaining, looking to wind the clock down and put the game out of reach. On third-and-10 from their own 25, Rodgers made one of the most

continued on next page



With the Steelers driving deeper into Packers territory for the go-ahead score at the start of the fourth quarter, linebacker Clay Matthews made the kind of game-changing play that has defined his young career in Green Bay. On a second-down run to his side, he shot inside of a block by a tight end, and, in concert with defensive end Ryan Pickett, met Mendenhall in the backfield, jarring the ball loose. The fumble was recovered by linebacker Desmond Bishop, and momentum was shifted almost entirely back in the Packers' favor.

Eight plays later, Rodgers found Jennings for an 8-yard touchdown that again made it a two-score game, at 28-17.

Refusing to go quietly, Roethlisberger and the veteran Steelers responded immediately, putting together a seven-play drive of their own that culminated with a 25-yard touchdown pass to Wallace and a successful two-point conversion on an option pitch to wide receiver Antwan Randle El.

Leading by a narrow 28-25 margin, Rodgers and the offense took over with 7:29 remaining, looking to wind the clock down and put the game out of reach. On third-and-10 from their own 25, Rodgers made one of the most

continued on next page

Pittsburgh Steelers

| | WR | LT | LG | C | RG | RT | TE | RB | FB | QB | TE |
|----------------|--------------|-------------|--------------|---------------|--------------|---------------|---------------|-----------------|---------------|--------------------|-------------|
| Offense | 86 H.Ward | 72 J.Scott | 68 K.Kemoatu | 64 D.Legursky | 73 R.Foster | 71 F.Adams | 83 H.Miller | 34 R.Mendenhall | 85 D.Johnson | 7 B.Roethlisberger | 89 M.Spaeth |
| Defense | 98 C.Hampton | 99 B.Keisel | 56 L.Woodley | 51 J.Farrior | 94 L.Timmons | 92 J.Harrison | 20 B.McFadden | 25 R.Clark | 43 T.Polamalu | 24 I.Taylor | 22 W.Gay |

Green Bay Packers

| | WR | LT | LG | C | RG | RT | RB | WR | QB | WR | WR |
|----------------|------------------|--------------|----------------|----------------|-------------------|---------------|-----------------|-----------------|------------------|-----------------|-------------------|
| Offense | 85 G.Jennings | 76 C.Clifton | 73 D.Colledge | 63 S.Wells | 71 J.Sitton | 75 B.Bulaga | 44 J.Starks | 89 J.Jones | 12 A.Rodgers | 80 D.Driver | 87 J.Nelson |
| Defense | LDE 79 R.Pickett | NT 90 B.Raji | RDE 95 H.Green | DE 98 C.Wilson | OLB 52 C.Matthews | BLB 50 A.Hawk | MLB 55 D.Bishop | ROLB 58 F.Zombo | LCB 21 C.Woodson | FS 36 N.Collins | RCB 38 T.Williams |

Referee: Walt Anderson (66)

FIELD GOALS (made () & missed)

| | 1 | 2 | 3 | 4 | Total | | | | |
|----------------------|----|----|---|----|-------|-----------|-----------|----------|------|
| Pittsburgh | 0 | 10 | 7 | 8 | - 25 | S.Suisham | (33) 52WL | M.Crosby | (23) |
| Green Bay | 14 | 7 | 0 | 10 | - 31 | | | | |

| Team | Qtr | Time | Play Description (Extra Point) (Drive Info) | Pt | GB |
|----------|-----|-------|--|----|----|
| Packers | 1 | 3:44 | J.Nelson 29 yd. pass from A.Rodgers (M.Crosby kick) (9-80, 4:33) | 0 | 7 |
| Packers | 1 | 3:20 | N.Collins 37 yd. interception return (M.Crosby kick) | 0 | 14 |
| Steelers | 2 | 11:08 | S.Suisham 33 yd. Field Goal (13-49, 7:12) | 3 | 14 |
| Packers | 2 | 2:24 | G.Jennings 21 yd. pass from A.Rodgers (M.Crosby kick) (4-53, 2:04) | 3 | 21 |
| Steelers | 2 | 0:39 | H.Ward 8 yd. pass from B.Roethlisberger (S.Suisham kick) (7-77, 1:45) | 0 | 12 |
| Steelers | 3 | 10:19 | R.Mendenhall 8 yd. run (S.Suisham kick) (5-50, 2:20) | 0 | 17 |
| Packers | 4 | 11:57 | G.Jennings 8 yd. pass from A.Rodgers (M.Crosby kick) (8-55, 2:53) | 0 | 17 |
| Steelers | 4 | 7:34 | M.Wallace 25 yd. pass from B.Roethlisberger (A.Randle El run) (7-66, 4:23) | 0 | 25 |
| Packers | 4 | 2:07 | M.Crosby 23 yd. Field Goal (10-70, 5:27) | 0 | 25 |



memorable throws in the history of the Super Bowl. The Steelers rushed only three, but even having eight players in coverage wasn't enough to keep Rodgers from connecting with Jennings down the seam for 31 yards, just beyond the fingertips of cornerback Ike Taylor, who had excellent coverage on the play.

The drive resulted in a 23-yard Mason Crosby field goal that extended the lead to 31-25, but also gave Pittsburgh and the dangerous Roethlisberger a chance to drive for the winning score with just under two minutes remaining.

The Packers' defense stood up to the challenge, though, and Roethlisberger's fourth-down pass to Wallace was broken up by cornerback Tramon Williams.

After two kneel-downs by Rodgers, confetti showered the field and the Packers were champions of pro football for a record 13th time. League commissioner Roger Goodell and guest presenter Roger Staubach handed the Vince Lombardi Trophy to Packers President/CEO Mark Murphy, General Manager Ted Thompson and Head Coach Mike McCarthy on a celebratory platform at midfield.

Rodgers was awarded game most valuable player honors after completing 24 of 39 attempts for 304 yards and three touchdowns. He became just the fourth quarterback ever to throw for 300 yards and three TDs with no INTs in a Super Bowl.

| | Steelers | Packers |
|---|----------|----------|
| TOTAL FIRST DOWNS | 19 | 15 |
| By Rushing..... | 8 | 4 |
| By Passing..... | 11 | 11 |
| By Penalty..... | 0 | 0 |
| THIRD-DOWN EFFICIENCY | 7-13-54% | 6-13-46% |
| FOURTH-DOWN EFFICIENCY | 0-1-0% | 0-0-0% |
| TOTAL NET YARDS | 387 | 338 |
| Total Offensive Plays..... | 64 | 55 |
| Average gain per offensive play..... | 6.0 | 6.1 |
| NET YARDS RUSHING | 126 | 50 |
| Total Rushing Plays..... | 23 | 13 |
| Average gain per rushing play..... | 5.5 | 3.8 |
| NET YARDS PASSING | 261 | 288 |
| Times thrown-yards lost att. to pass..... | 1-2 | 3-16 |
| Gross yards passing..... | 263 | 304 |
| PASS ATT-COMP-INT. | 40-25-2 | 39-24-0 |
| Average gain per pass play..... | 6.4 | 6.9 |
| PUNTS Number and Average | 3-51.0 | 6-40.5 |
| TOTAL RETURN YARDS (not inc. kickoffs) | 38 | 38 |
| No. and Yards Punt Returns..... | 4-5 | 1-0 |
| No. and Yards Kickoff Returns..... | 6-11 | 3-63 |
| No. and Yards Interception Returns..... | 0-0 | 2-38 |
| PENALTIES Number and Yards | 6-55 | 7-67 |
| FUMBLES Number and Lost | 1-1 | 1-0 |
| EXTRA POINTS Made-Attempts | 3-3 | 4-4 |
| Kicking Made-Attempts..... | 2-2 | 4-4 |
| Rushing Made-Attempts..... | 1-1 | 0-0 |
| FIELD GOALS Made-Attempts | 1-2 | 1-1 |
| RED-ZONE EFFICIENCY | 2-3-67% | 1-2-50% |
| GOAL-TO-GO EFFICIENCY | 2-2-100% | 1-2-50% |
| SAFETIES | 0 | 0 |
| FINAL SCORE | 25 | 31 |
| TIME OF POSSESSION | 33:25 | 26:35 |

| Pittsburgh Steelers | | | | | | | Green Bay Packers | | | | | | | |
|---------------------|-----|-----|------|----|----|-----|-------------------|-----|-----|------|----|----|-----|-----|
| Rushing | Att | Yd | Avg | Lg | TD | | Rushing | Att | Yd | Avg | Lg | TD | | |
| R.Mendenhall | 14 | 63 | 4.5 | 17 | 1 | | J.Starks | 11 | 52 | 4.7 | 14 | 0 | | |
| B.Roethlisberger | 4 | 31 | 7.8 | 18 | 0 | | A.Rodgers | 2 | -2 | -1.0 | -1 | 0 | | |
| I.Redman | 2 | 19 | 9.5 | 16 | 0 | | | | | | | | | |
| M.Moore | 3 | 13 | 4.3 | 7 | 0 | | | | | | | | | |
| Total | 23 | 126 | 5.5 | 18 | 1 | | Total | 13 | 50 | 3.8 | 14 | 0 | | |
| Passing | Att | CM | Yds | TD | Lg | Int | Passing | Att | CM | Yds | TD | Lg | Int | Int |
| B.Roeth. | 40 | 25 | 263 | 2 | 37 | 2 | A.Rodgers | 39 | 24 | 304 | 3 | 38 | 0 | |
| Total | 40 | 25 | 263 | 2 | 37 | 2 | Total | 39 | 24 | 304 | 3 | 38 | 0 | |
| Receiving | No | Yd | Avg | Lg | TD | | Receiving | No | Yd | Avg | Lg | TD | | |
| M.Wallace | 9 | 89 | 9.9 | 25 | 1 | | J.Nelson | 9 | 140 | 15.6 | 38 | 1 | | |
| H.Ward | 7 | 78 | 11.1 | 17 | 1 | | J.Jones | 5 | 50 | 10.0 | 21 | 0 | | |
| A.Randle El | 2 | 50 | 25.0 | 37 | 0 | | G.Jennings | 4 | 64 | 16.0 | 31 | 2 | | |
| E.Sanders | 2 | 17 | 8.5 | 13 | 0 | | D.Driver | 2 | 28 | 14.0 | 24 | 0 | | |
| H.Miller | 2 | 12 | 6.0 | 15 | 0 | | B.Jackson | 1 | 14 | 14.0 | 14 | 0 | | |
| M.Spaeth | 1 | 9 | 9.0 | 9 | 0 | | A.Quarless | 1 | 5 | 5.0 | 5 | 0 | | |
| R.Mendenhall | 1 | 7 | 7.0 | 7 | 0 | | K.Hall | 1 | 2 | 2.0 | 2 | 0 | | |
| A.Brown | 1 | 1 | 1.0 | 1 | 0 | | T.Crabtree | 1 | 1 | 1.0 | 1 | 0 | | |
| Total | 25 | 263 | 10.5 | 37 | 2 | | Total | 24 | 304 | 12.7 | 38 | 3 | | |
| Intercept. | No | Yd | Avg | Lg | TD | | Intercept. | No | Yd | Avg | Lg | TD | | |
| N.Collins | 1 | 37 | 37.0 | 37 | 1 | | N.Collins | 1 | 37 | 37.0 | 37 | 1 | | |
| J.Bush | 1 | 1 | 1.0 | 1 | 0 | | J.Bush | 1 | 1 | 1.0 | 1 | 0 | | |
| Total | 2 | 38 | 19.0 | 37 | 1 | | Total | 2 | 38 | 19.0 | 37 | 1 | | |
| P>Returns | No | Yd | Avg | FC | Lg | TD | P>Returns | No | Yd | Avg | FC | Lg | TD | |
| A.Brown | 4 | 5 | 1.3 | 0 | 2 | 0 | T.Williams | 1 | 0 | 0.0 | 0 | 0 | 0 | |
| A.Randle El | 0 | 0 | 0.0 | 0 | 1 | 0 | (downed) | 1 | 0 | 0.0 | 0 | 0 | 0 | |
| (f'back) | 1 | 0 | 0.0 | 0 | 0 | 0 | (f'back) | 1 | 0 | 0.0 | 0 | 0 | 0 | |
| Total | 4 | 5 | 1.3 | 1 | 2 | 0 | Total | 1 | 0 | 0.0 | 0 | 0 | 0 | |
| K>Returns | No | Yd | Avg | Lg | TD | | K>Returns | No | Yd | Avg | Lg | TD | | |
| A.Brown | 4 | 88 | 22.0 | 38 | 0 | | P.Lee | 2 | 44 | 22.0 | 28 | 0 | | |
| I.Redman | 1 | 12 | 12.0 | 12 | 0 | | J.Nelson | 1 | 19 | 19.0 | 19 | 0 | | |
| M.Moore | 1 | 11 | 11.0 | 11 | 0 | | (f'back) | 2 | 0 | 0.0 | 0 | 0 | | |
| Total | 6 | 111 | 18.5 | 38 | 0 | | Total | 3 | 63 | 21.0 | 28 | 0 | | |



Sacks: Steelers: J.Harrison 1, E.Hood 1, L.Woodley 1. Packers: F.Zombo 1.

Packers Tackle Leaders: C.Peprah 10 (9-1), D.Bishop 8 (6-2), T.Williams 6 (3-3), F.Zombo 5 (5-0), A.Hawk 5 (2-3), N.Collins 4 (4-0), C.Matthews 3 (3-0), J.Bush 3 (2-1), C.Woodson 3 (2-1), S.Shields 2 (2-0), R.Pickett 2 (2-0), P.Lee 1 (1-0).

INTERCEPTION RETURNS A WINNING FORMULA IN THE SUPER BOWL

After Packers safety Nick Collins intercepted Steelers QB Ben Roethlisberger at Pittsburgh's 37-yard line in front of the Steelers' bench late in the first quarter of Super Bowl XLV, he embarked on a return that would significantly turn the tide of momentum in Green Bay's favor. Collins weaved his way through a host of Steelers on his way to the end zone, going aerial at the 3-yard line and across the goal line to put the Packers ahead by a commanding 14-0 margin early in the game.

Green Bay went on to defeat Pittsburgh, 31-25, for what was the fourth Super Bowl title in the illustrious history of the franchise. Collins became the second Packer and 12th overall player in league history to return an interception for a touchdown in the Super Bowl, and, not surprisingly, teams who are the beneficiary of such critical plays are 12-1 in the big game.

Interestingly, in what is a testament to the evolution of the passing game, there were only four interception touchdowns in the first 20 Super Bowls, and after a 15-year drought, there have been 11 in the last 17 world championship contests. A closer look at the 15 interception returns for touchdowns and the results of those games:

| Player | Team | Opp | SB | Ret. | Yds | Result | Player | Team | Opp | SB | Ret. | Yds | Result |
|-----------------|------|------|--------|------|----------|----------------|--------|------|--------|-----|----------|-----|--------|
| Herb Adderley | GB | Oak. | XI | 60 | W, 33-14 | Dwight Smith | TB | Oak. | XXXVII | 50 | W, 48-21 | | |
| Willie Brown | Oak. | Min. | XI | 75 | W, 32-14 | Kelvin Hayden | Ind. | ChiB | XLI | 56 | W, 29-17 | | |
| Jack Squire | LARD | Was. | XVIII | 5 | W, 38-9 | James Harrison | Pit. | Ari. | XLII | 100 | W, 27-23 | | |
| Reggie Phillips | ChiB | NE | XX | 28 | W, 46-10 | Tracy Porter | NO | Ind. | XLIV | 74 | W, 31-17 | | |
| Duane Starks | BaIR | NYG | XXXV | 49 | W, 34-7 | Nick Collins | GB | Pit. | XLV | 37 | W, 31-25 | | |
| Ty Law | NE | StLR | XXXVI | 47 | W, 20-17 | Malcolm Smith | Sea. | Den. | XLVIII | 69 | W, 43-8 | | |
| Dwight Smith | TB | Oak. | XXXVII | 44 | W, 48-21 | Robert Alford | Atl. | NE | LI | 82 | L, 34-28 | | |
| Derrick Brooks | TB | Oak. | XXXVII | 44 | W, 48-21 | | | | | | | | |

GREEN BAY PACKERS SUPER BOWL RINGS

First played January 15, 1967, at the Los Angeles Coliseum, the Super Bowl was initiated to match the champions of the then-rival American Football League and National Football League. With a dominating defeat of their counterpart, the AFL's Kansas City Chiefs, by a score of 35-10 in Super Bowl I, the Packers laid the foundation for what would become a tradition of Super Bowl success. Just a year later in Super Bowl II, the Packers emerged with an equally impressive 33-14 conquest of the AFL's Oakland Raiders. Twenty-nine years later, Green Bay made its long-awaited return, appearing in Super Bowl XXXI and beating the New England Patriots, 35-21, making the franchise a perfect three-for-three in the renowned title game. Similar to their first tour in the late 1960's, the Packers returned to the championship game the following year, but suffered defeat at the hands of the Denver Broncos in Super Bowl XXXII.

Ending a hiatus that lasted 13 years, the 2010 Packers fought their way to North Texas for a Super Bowl XLV showdown with the Pittsburgh Steelers. The Packers prevailed, 31-25, in that contest, returning the famed Vince Lombardi Trophy to its rightful home in Green Bay.

In commemoration of those triumphs, each time the Packers went through the process of developing and purchasing a unique, customized ring honoring those within the organization who had contributed to the team's ultimate success.



SUPER BOWL I CHAMPIONSHIP RING

Designers: Vince Lombardi, the team's head coach; Bob Skoronski, the team's starting left tackle and at the time a part-time Jostens sales representative during the offseason; and Ken Westland, a representative of the Jostens Corporation.

Features: On one side is the NFL logo and shield; above the shield is a ribbon with the scores from the Packers' NFL Championship and Super Bowl victories, the first one reading "Green Bay 34, Dallas 27" in the upper left and the second one "Green Bay 35, Kansas City 10" in the upper right; below the shield is a crown with the three-word inscription "Harmony, Courage, Valor"; on the other side is a ribbon for the person's name, a Green Bay Packers helmet and a football. The top of the ring has "WORLD CHAMPIONS" spanning the upper and "GREEN BAY PACKERS" spanning the lower with the words broken up by a "19" on the left and "66" on the right. Within the white gold insert in the center on the top is a 1.00 point full-cut brilliant diamond. As an interesting anecdote, it is said that the specific nature of the diamond being exactly 1.00 pt. stems from the extremely precise, detail-oriented head coach, Vince Lombardi. Full-cut brilliant diamonds can range in size from .93-1.07 points, but according to those involved with the design, Lombardi demanded that the diamonds all be exactly 1.00 pt. The Packers produced approximately 45 of these rings for players, coaches and select staff members.

SUPER BOWL II CHAMPIONSHIP RING

Designers: Lombardi, Skoronski and Westland.

Features: On one side of the ring is a shield that holds within it a Green Bay Packers helmet and two crowns, one



of the globe to signify the world championships. Below the globe is the inscription "Run To Win." The Packers produced approximately 45 of these rings for players, coaches and select staff members.

SUPER BOWL XXXI CHAMPIONSHIP RING

Designers: Bob Harlan, the Packers' President and CEO, General Manager Ron Wolf, and Head Coach Mike Holmgren teamed with the organization's seven-member executive committee and worked in concert with Jostens representatives Gary Rothenham, John Scarpellini and Charlie Anderson, a championship ring artist, to develop the idea.

Features: The center-top of the ring boasts a raised "G" on a background of diamonds with the words "World Champions" surrounding the logo. One shank (side) features the word "Packers" over the year "1996" above the word "Tradition," while the other shank includes the recipient's name, the Packers logo on a helmet, the team's 1996-97 record (16-3) and the recipient's number or position with the team. The ring contains 115 diamonds totaling 235 points, or 2.35 karats. In a true testament to the expansion of not only the league's roster limits, but also the front office and board of directors, the team produced 165 of the actual championship rings.

In addition to the rings themselves, Jostens designed several different sketches for the Packers, including a women's ring for female staff and coaches' and players' wives. Each married player and coach received a women's ring for his spouse and any single players or coaches received a yellow "G" pendant with 87.5 points of diamonds in it.



SUPER BOWL XLV CHAMPIONSHIP RING

Designers: An organization-led committee featuring Packers' President and CEO Mark Murphy, Executive Vice President and General Manager Ted Thompson, and Head Coach Mike McCarthy, along with Vice President of Football Administration Russ Ball and Vice President of Sales and Marketing Tim Connolly. The committee sought input from veteran players and then initiated the process once again with Jostens, producers of all four of the Packers' Super Bowl rings.



Features: As part of a recurring motif evident in several facets of the modern-day Packers franchise, the Super Bowl XLV championship ring matches first-rate quality with a thoughtful tribute to the organization's rich history and tradition. Presented to players, coaches and members of the

organization at a ceremony inside the Lambeau Field Atrium in June 2011, the diamond-studded platinum ring celebrates both the memorable journey and victory in the franchise's fifth Super Bowl appearance, and also some of the historical elements that make the Packers one of the NFL's oldest and most storied teams.

Similar to the XXXI ring, the crest features a raised "G" logo, this time cast in 18-karat yellow gold and set atop a green stone tablet. The theme of paying homage to history is seen front and center as the "G" features 13 diamonds commemorating the team's record 13 world championships. Additionally, the crest is cornered on each end by four marquise-cut diamonds in the shape of footballs, representative of the four Super Bowl wins. Comprising the remaining face of the crest are 92 diamonds, recognizing the 92-year history of the organization.

On one shoulder, the player's last name is emblazoned above a replica engraving of Lambeau Field, beneath which is their jersey number with a circle around it. The encircled number is a tribute to the front of the uniform worn by the 1929 team, winners of the first world championship in franchise history.



The opposite shoulder is topped by the spelled-out "PACKERS" logo above the Vince Lombardi Trophy, named, of course, in honor of the organization's legendary head coach. The coach's name is featured much as it is on the actual trophy, above the NFL shield, along with the letters "XLV."

The inside of the band features two separate inscriptions that make the piece unique.

The first is a listing of scores from the four playoff wins with accompanying logos of the defeated opponents. The first three wins came on the road, as the Packers became just the third team in league history to accomplish the feat and just the second No. 6 seed to win the Super Bowl.



The other inscription commemorates the speech given to the team by veteran cornerback Charles Woodson in the locker room following the NFC Championship victory over the Chicago Bears at Soldier Field. In the speech, Woodson, with one finger raised, encouraged his teammates to wholly unify for the coming two weeks that would lead

them into Super Bowl XLV. His speech, and the major themes referenced within it, have been immortalized inside the ring with a large number "1" and the words "Mind, Goal, Purpose and Heart" listed vertically next to the number.

The rings were weighed at a reported 116 grams and feature diamonds totaling 3.35 carats.

WOODSON GIVES "ONE" SPEECH FOR ALL TIME

The 2010 Packers became just the third team in NFL history to win three consecutive road playoff games, earning entry into Super Bowl XLV. A team that placed 15 players on injured reserve during the regular season, they continued to defy the odds throughout the playoffs, en route to becoming just the second No. 6 seed ever to win the Super Bowl.

Late in the season and during the playoffs, cornerback Charles Woodson became the team's emotional leader by virtue of his customary excellent performance on the field and his steady guidance off of it. Following the Packers' 21-14 triumph over the Chicago Bears in the NFC Championship Game at Soldier Field, Woodson took to a celebratory platform in the locker room after the team's postgame prayer.

A 13-year veteran who had suffered defeat in Super Bowl XXXVII as a member of the Oakland Raiders, Woodson seized the opportunity to set the agenda for the two weeks that would precede Green Bay's matchup with the Pittsburgh Steelers at Cowboys Stadium in North Texas.

Additionally, Woodson learned before the game that President Barack Obama had said publicly that he would attend the Super Bowl if the Bears were to advance. Knowing that the Super Bowl victor typically travels to the White House following the season, he was able to integrate that theme as well.

What followed is a speech that will forever exist in team lore and was eventually inscribed on the inner band of the team's Super Bowl championship rings:

"I want y'all to think about one thing ... one ... For two weeks, think about one. Let's be one mind, let's be one heartbeat, for one purpose, one goal, for one more game ... one. Let's get it ... And check this, if the President doesn't want to come watch us in the Super Bowl ... Guess what? We'll go see him! Let's get a 'White House' on three ... One-Two-Three [collectively] 'WHITE HOUSE!'"



GREEN BAY'S 56 POSTSEASON GAMES

| Overall: 34-22 | Home: 18-5 | (Green Bay: 16-5; Milwaukee: 2-0) | Away: 11-16 | Neutral: 5-1 | |
|----------------|--------------------------------------|--------------------------------------|-------------|--------------|--------|
| Date | Playoff | Opponent | Res | Score | Attend |
| Dec. 13, 1936 | 1936 NFL Championship | Boston Redskins (@ New York) | W | 21-6 | 29,545 |
| Dec. 11, 1938 | 1938 NFL Championship | at New York Giants | L | 17-23 | 48,120 |
| Dec. 10, 1939 | 1939 NFL Championship | New York Giants (@ Milwaukee) | W | 27-0 | 32,279 |
| Dec. 14, 1941 | 1941 Western Division Playoff | at Chicago Bears | L | 14-33 | 43,425 |
| Dec. 17, 1944 | 1944 NFL Championship | at New York Giants | W | 14-7 | 46,016 |
| Dec. 26, 1960 | 1960 NFL Championship | at Philadelphia Eagles | L | 13-17 | 67,325 |
| Dec. 31, 1961 | 1961 NFL Championship | New York Giants | W | 37-0 | 39,029 |
| Dec. 30, 1962 | 1962 NFL Championship | at New York Giants | W | 16-7 | 64,892 |
| Dec. 26, 1965 | 1965 Western Conf. Championship | Baltimore Colts | W | 13-10 (ot) | 50,484 |
| Jan. 2, 1966 | 1965 NFL Championship | Cleveland Browns | W | 23-12 | 50,777 |
| Jan. 1, 1967 | 1966 NFL Championship | at Dallas Cowboys | W | 34-27 | 74,152 |
| Jan. 15, 1967 | Super Bowl I (AFL-NFL World Champ.) | Kansas City Chiefs (@ Los Angeles) | W | 35-10 | 61,946 |
| Dec. 23, 1967 | 1967 Western Conf. Championship | Los Angeles Rams (@ Milwaukee) | W | 28-7 | 49,861 |
| Dec. 31, 1967 | 1967 NFL Championship | Dallas Cowboys | W | 21-17 | 50,861 |
| Jan. 14, 1968 | Super Bowl II (AFL-NFL World Champ.) | Oakland Raiders (@ Miami) | W | 33-14 | 75,546 |
| Dec. 24, 1972 | 1972 NFC Divisional Playoff | at Washington Redskins | L | 3-16 | 53,140 |
| Jan. 8, 1983 | 1982 NFC First-Round Playoff | St. Louis Cardinals | W | 41-16 | 54,282 |
| Jan. 16, 1983 | 1982 NFC Second-Round Playoff | at Dallas Cowboys | L | 26-37 | 63,972 |
| Jan. 8, 1994 | 1993 NFC Wild Card Playoff | at Detroit Lions | W | 28-24 | 68,479 |
| Jan. 16, 1994 | 1993 NFC Divisional Playoff | at Dallas Cowboys | L | 17-27 | 64,790 |
| Dec. 31, 1994 | 1994 NFL Wild Card Playoff | Detroit Lions | W | 16-12 | 58,125 |
| Jan. 8, 1995 | 1994 NFC Divisional Playoff | at Dallas Cowboys | L | 9-35 | 64,745 |
| Dec. 31, 1995 | 1995 NFC Wild Card Playoff | Atlanta Falcons | W | 37-20 | 60,453 |
| Jan. 6, 1996 | 1995 NFC Divisional Playoff | at San Francisco 49ers | W | 27-17 | 69,311 |
| Jan. 14, 1996 | 1995 NFC Championship | at Dallas Cowboys | L | 27-38 | 65,135 |
| Jan. 4, 1997 | 1996 NFC Divisional Playoff | San Francisco 49ers | W | 35-14 | 60,787 |
| Jan. 12, 1997 | 1996 NFC Championship | Carolina Panthers | W | 30-13 | 60,216 |
| Jan. 26, 1997 | Super Bowl XXXI ('96 season) | New England Patriots (@ New Orleans) | W | 35-21 | 72,031 |
| Jan. 4, 1998 | 1997 NFC Divisional Playoff | Tampa Bay Buccaneers | W | 21-7 | 60,327 |
| Jan. 11, 1998 | 1997 NFC Championship | at San Francisco 49ers | W | 23-10 | 68,987 |
| Jan. 25, 1998 | Super Bowl XXXII ('97 season) | Denver Broncos (@ San Diego) | L | 24-31 | 68,912 |
| Jan. 3, 1999 | 1998 NFC Wild Card Playoff | at San Francisco 49ers | L | 27-30 | 66,506 |
| Jan. 13, 2002 | 2001 NFC Wild Card Playoff | San Francisco 49ers | W | 25-15 | 59,825 |
| Jan. 20, 2002 | 2001 NFC Divisional Playoff | at St. Louis Rams | L | 17-45 | 66,338 |
| Jan. 4, 2003 | 2002 NFC Wild Card Playoff | Atlanta Falcons | L | 7-27 | 65,358 |
| Jan. 4, 2004 | 2003 NFC Wild Card Playoff | Seattle Seahawks | W | 33-27 (ot) | 71,457 |
| Jan. 11, 2004 | 2003 NFC Divisional Playoff | at Philadelphia Eagles | L | 17-20 (ot) | 67,707 |
| Jan. 9, 2005 | 2004 NFC Wild Card Playoff | Minnesota Vikings | L | 17-31 | 71,075 |
| Jan. 12, 2008 | 2007 NFC Divisional Playoff | Seattle Seahawks | W | 42-20 | 72,168 |
| Jan. 20, 2008 | 2007 NFC Championship | New York Giants | L | 20-23 (ot) | 72,740 |
| Jan. 10, 2010 | 2009 NFC Wild Card Playoff | at Arizona Cardinals | L | 45-51 (ot) | 61,926 |
| Jan. 9, 2011 | 2010 NFC Wild Card Playoff | at Philadelphia Eagles | W | 21-16 | 69,144 |
| Jan. 15, 2011 | 2010 NFC Divisional Playoff | at Atlanta Falcons | W | 48-21 | 69,210 |
| Jan. 23, 2011 | 2010 NFC Championship | at Chicago Bears | W | 21-14 | 62,377 |
| Feb. 6, 2011 | Super Bowl XLV ('10 season) | Pittsburgh Steelers (@ North Texas) | W | 31-25 | 91,060 |
| Jan. 15, 2012 | 2011 NFC Divisional Playoff | New York Giants | L | 20-37 | 72,800 |
| Jan. 5, 2013 | 2012 NFC Wild Card Playoff | Minnesota Vikings | W | 24-10 | 71,548 |
| Jan. 12, 2013 | 2012 NFC Divisional Playoff | at San Francisco 49ers | L | 31-45 | 69,732 |
| Jan. 5, 2014 | 2013 NFC Wild Card Playoff | San Francisco 49ers | L | 20-23 | 77,525 |
| Jan. 11, 2015 | 2014 NFC Divisional Playoff | Dallas Cowboys | W | 26-21 | 79,704 |
| Jan. 18, 2015 | 2014 NFC Championship | at Seattle Seahawks | L | 22-28 (ot) | 68,538 |
| Jan. 10, 2016 | 2015 NFC Wild Card Playoff | at Washington Redskins | W | 35-18 | 81,367 |
| Jan. 16, 2016 | 2015 NFC Divisional Playoff | at Arizona Cardinals | L | 20-26 (ot) | 65,089 |
| Jan. 8, 2017 | 2016 NFC Wild Card Playoff | New York Giants | W | 38-13 | 77,549 |
| Jan. 15, 2017 | 2016 NFC Divisional Playoff | at Dallas Cowboys | W | 34-31 | 93,396 |
| Jan. 22, 2017 | 2016 NFC Championship | at Atlanta Falcons | L | 21-44 | 71,127 |



1936 World Champions

Front (L-R): Tony Paulekas, Tiny Engebretsen, Lon Evans, Ade Schwammel, Champ Seibold, Frank Butler, George Sauer, Cal Clemens, Buckets Goldenberg. **Middle Row:** Head Coach Curly Lambeau, Bernie Scherer, Hank Bruder, Lou Gordon, George Svendsen, Walt Kiesling, Johnny Blood, Ernie Smith, Chester Johnston, Assistant Coach Red Smith. **Back Row:** Joe Laws, Arnie Herber, Herm Schneidman, Russ Letlow, Wayland Becker, Paul Miller, Clarke Hinkle, Don Hutson, Milt Gantenbein, Bobby Monnett



PACKERS 21, BOSTON REDSKINS 6
 1936 NFL Championship
 Dec. 13 at Polo Grounds, New York

Although New York was not represented in the title playoff, the game was played at the Polo Grounds because George Preston Marshall, upset with Boston support, was shifting his Redskins franchise to Washington, D.C. In front of 29,545, Don Hutson caught a 48-yard touchdown pass from Arnie Herber in the first three minutes, and the Packers never trailed. Green Bay's two second-half scores were set up, respectively, by a 52-yard pass from Herber to Johnny "Blood" McNally and when Lon Evans blocked a punt.

| | | | | | | |
|----------------------|---|---|---|---|---|----|
| Packers | 7 | 0 | 7 | 7 | — | 21 |
| Boston | 0 | 6 | 0 | 0 | — | 6 |

GB — Hutson 48 pass from Herber (Smith kick)
 Bos — Rentner 2 run (kick failed)
 GB — Gantenbein 8 pass from Herber (Smith kick)
 GB — Monnett 2 run (Engelbretsen kick)



N.Y. GIANTS 23, PACKERS 17
 1938 NFL Championship
 Dec. 11 at Polo Grounds, New York

The Packers overcame an early 9-0 deficit, spanned by two blocked punts deep in their territory, but could not hold off the Giants in the second half. Early in the second quarter, Green Bay began to close in when Arnie Herber capitalized on a Paul "Tiny" Engelbretsen interception by lofting a 40-yard touchdown strike to Carl

Mulleneaux, cutting the Giants' margin to 9-7. But the Giants converted a midfield fumble by Packers fullback Eddie Jankowski into a 16-7 lead. Green Bay trimmed the margin to two points before the half, when Clarke Hinkle crashed over from the 6-inch line following a 66-yard Cecil Isbell pass to Wayland Becker. During the opening minutes of the second half, the Packers took their only lead, when an Engelbretsen field goal presented them with a 17-16 edge. The Giants, however, stormed back with a 61-yard scoring drive, capped by a 23-yard pass from Ed Danowski to Hank Soar. Soar fought his way over the goal line from the 2, with Hinkle clinging to one leg, for what proved to be the winning touchdown. A (then) playoff-record 48,120 sat in on the proceedings.

| | | | | | | |
|-----------------------|---|----|---|---|---|----|
| Packers | 0 | 14 | 3 | 0 | — | 17 |
| New York | 9 | 7 | 7 | 0 | — | 23 |

NY — FG Cuff 14
 NY — Leemans 6 run (kick failed)
 GB — C.Mulleneaux 40 pass from Herber (Engelbretsen kick)
 NY — Barnard 21 pass from Danowski (Cuff kick)
 GB — Hinkle 1 run (Engelbretsen kick)
 GB — FG Engelbretsen 15
 NY — Soar 23 pass from Danowski (Cuff kick)



PACKERS 27, N.Y. GIANTS 0
 1939 NFL Championship
 Dec. 10 at State Fair Park, Milwaukee

The Packers gained long-awaited national respect with the first shutout in an NFL title game, 27-0. Despite bitter 35-mph winds, both Arnie Herber and Cecil Isbell passed for touchdowns in securing the team's fifth world championship before 32,279 fans.

Green Bay mounted a 7-0 halftime lead, by dint of a Herber scoring strike to Milt Gantenbein, as the Giants missed on three field goal attempts. The Packers pulled away in the third quarter on a 29-yard field goal by Paul (Tiny) Engelbretsen, and a 31-yard TD pass from Isbell to Joe Laws, set up by Laws' 30-yard punt return. The Packers added 10 more points in the fourth quarter on a 42-yard field goal by Ernie Smith and a short scoring run by fullback Eddie Jankowski. Green Bay intercepted the Giants six times and held them to only 164 total yards.

| | | | | | | |
|-----------------------|---|---|----|----|---|----|
| New York | 0 | 0 | 0 | 0 | — | 0 |
| Packers | 7 | 0 | 10 | 10 | — | 27 |

GB — Gantenbein 7 pass from Herber (Engelbretsen kick)
 GB — FG Engelbretsen 29
 GB — Laws 31 pass from Isbell (Engelbretsen kick)
 GB — FG Smith 42
 GB — Jankowski 1 run (E.Smith kick)



CHICAGO BEARS 33, PACKERS 14
 1941 Western Division Playoff
 Dec. 14 at Wrigley Field, Chicago

In a playoff contest necessitated when the two teams finished the year 10-1, each having given the other its lone loss, the Packers fell victim to Chicago's offensive trio of George McAfee, Norm Standlee and Hugh Gallarneau in the 16-degree cold at Wrigley Field.

After the Bears fumbled the opening kickoff, Green Bay grabbed an early 7-0 lead on Clarke Hinkle's 1-yard plunge. But Gallarneau's touchdown on an 81-yard punt return narrowed the gap to 7-6, before Chicago exploded for 24 second-quarter points to essentially settle the issue. The Bears rushed for 277 yards, including McAfee's (then) team-record 119. Standlee ran for 79 and added two touchdowns.

The Bears also held Green Bay's prolific end, Don Hutson, to only one catch for 19 yards.

| | | | | | | |
|----------------------|---|----|---|---|---|----|
| Packers | 7 | 0 | 7 | 0 | — | 14 |
| Chicago | 6 | 24 | 0 | 3 | — | 33 |

GB — Hinkle 1 run (Hutson kick)
 Chi — Gallarneau 81 punt return (kick blocked)
 Chi — FG Snyder 24
 Chi — Standlee 3 run (Stydahar kick)
 Chi — Standlee 2 run (Stydahar kick)
 Chi — Swisher 9 run (Stydahar kick)
 GB — Van Every 10 pass from Isbell (Hutson kick)
 Chi — FG Snyder 26



PACKERS 14, N.Y. GIANTS 7
 1944 NFL Championship
 Dec. 17 at Polo Grounds, New York

With peerless pass-catcher Don Hutson employed primarily as a decoy, fullback Ted Fritsch emerged as the offensive hero in the Packers' sixth world title victory. Fritsch scored both Green Bay touchdowns, a 1-yard run on fourth-and-goal, and a 28-yard pass-and-run collaboration with Irv Comp in the second. Meanwhile,

Ward Cuff scored the Giants' touchdown with a 1-yard plunge on the initial play of the fourth quarter, a drive which saw New York advance past its own 35-yard line for the first time in the game. Joe Laws, the Packers' veteran, 34-year-old all-purpose halfback, set a (then) playoff record with three interceptions, and rushed for 74 yards on 13 carries.

| | | | | | | |
|-----------------------|---|----|---|---|---|----|
| Packers | 0 | 14 | 0 | 0 | — | 14 |
| New York | 0 | 0 | 0 | 7 | — | 7 |

GB — Fritsch 1 run (Hutson kick)
 GB — Fritsch 28 pass from Comp (Hutson kick)
 NY — Cuff 1 run (Strong kick)



PHILADELPHIA 17, PACKERS 13
 1960 NFL Championship
 Dec. 26 at Franklin Field, Philadelphia

The Packers couldn't hold a 13-10 fourth-quarter lead, yielding a late surge to the Eagles, who scored the deciding points on a 5-yard burst by Ted Dean.

Green Bay had stopped Philadelphia at its own 4 late in the third quarter, then recaptured the lead on a 7-yard TD pass from Bart Starr to Max McGee. But on the ensuing kickoff, Dean's 58-yard return ignited the Eagles, and led to his game-winning touchdown with 5:21 remaining. Green Bay made a last-ditch effort, driving to the Eagles' 22, but on its final play, Philadelphia's Chuck Bednarik stopped Jim Taylor at the 8 as time expired.

The contest marked the Packers' first title game appearance in 16 years. It would also mark Vince Lombardi's only playoff loss.

| | | | | | | |
|---------------------------|---|----|---|---|---|----|
| Packers | 3 | 3 | 0 | 7 | — | 13 |
| Philadelphia | 0 | 10 | 0 | 7 | — | 17 |

GB — FG Hornung 20
 GB — FG Hornung 23
 Phi — McDonald 35 pass from Van Brocklin (Walston kick)
 Phi — FG Walston 15
 GB — McGee 7 pass from Starr (Hornung kick)
 Phi — Dean 5 run (Walston kick)



PACKERS 37, N.Y. GIANTS 0

1961 NFL Championship
Dec. 31 at *City Stadium, Green Bay

Paul Hornung, on leave from the Army, tied a (then) playoff record with 19 points, keying the Packers' rout of the Giants in the first title game ever played in Green Bay.

A (then) team-record 39,029 watched the Green and Gold erupt for 24 points in the first title game. In all, the Packers scored seven times against the NFL's top defensive team, amassing four touchdowns and three field goals. The defense, meanwhile, proved a devastating complement, intercepting four passes and recovering one fumble, while limiting New York to six first downs and 130 total yards.

Two interceptions, by Ray Nitschke and Hank Gremminger, set up the team's second and third touchdowns, while the fumble recovery (by Forrest Gregg) led to Hornung's second field goal. Hornung's final FG came after Jesse Whittenont's interception.

*renamed Lambeau Field in 1965

| | | | | | |
|----------|---|----|----|---|------|
| New York | 0 | 0 | 0 | 0 | 0 |
| Packers | 0 | 24 | 10 | 3 | — 37 |

- GB — Hornung 6 run (Hornung kick)
- GB — Dowler 13 pass from Starr (Hornung kick)
- GB — R.Kramer 14 pass from Starr (Hornung kick)
- GB — FG Hornung 17
- GB — FG Hornung 22
- GB — R.Kramer 13 pass from Starr (Hornung kick)
- GB — FG Hornung 19



PACKERS 16, N.Y. GIANTS 7

1962 NFL Championship
Dec. 30 at Yankee Stadium, New York

In a raw, cyclonic setting (13-degree temperatures and 40-mile-per-hour winds), the Packers led the entire game, a primitive, hand-to-hand struggle. Ray Nitschke, the game's eventual MVP, proved the principal frustration to New York, seeking redemption for a shutout humiliation in the '61 title game. Early in the contest, Nitschke deflected a Giants pass, triggering an interception that blunted the drive at the Green Bay 10. The linebacker also recovered two fumbles, one that led to the Packers' only touchdown, and another that set up a 29-yard field goal by Jerry Kramer, whose trio of three-pointers provided the eventual margin.

The Giants' only TD came after blocking a Max McGee punt in the Green Bay end zone, midway through the third quarter.

A battered Jim Taylor, engaged in a fierce battle with New York's Sam Huff, set a franchise playoff record with 31 rushing attempts, good for 85 yards.

| | | | | | |
|----------|---|---|---|---|------|
| Packers | 3 | 7 | 3 | 3 | — 16 |
| New York | 0 | 0 | 7 | 0 | — 7 |

- GB — FG J.Kramer 26
- GB — Taylor 7 run (J.Kramer kick)
- NY — Collier blocked punt recovery in end zone (Chandler kick)
- GB — FG J.Kramer 29
- GB — FG J.Kramer 30



PACKERS 13, BALTIMORE 10 (OT)

1965 Western Conference Championship
Dec. 26 at Lambeau Field, Green Bay

Don Chandler's game-winning field goal, at 13:39 of sudden death, ended the Packers' first-ever overtime game, and their only such playoff contest until 2003. His 25-yard kick sent Green Bay to the NFL championship, after both the Colts and Packers ended the regular season 10-3-1.

Chandler's first field goal, a game-tying 22-yarder with 1:58 left in regulation,

remains controversial. Baltimore loyalists, led by coach Don Shula, claimed it sailed wide right. The kick, which flew high above the upright, actually triggered the league to extend the goal posts' height for the following season.

The Colts, playing without starting quarterback Johnny Unitas (knee) and his backup Gary Cuozzo (dislocated shoulder), used halfback Tom Matte as a fill-in. Matte completed only five passes, but did gain 57 yards rushing.

Baltimore held a 10-0 halftime lead, scoring 21 seconds into the game when linebacker Don Shinnick returned a Bill Anderson fumble 25 yards for a touchdown. Bart Starr, in pursuit, injured his ribs on the play, Green Bay's first from scrimmage.

Zeke Bratkowski replaced Starr for the balance of the afternoon, completing 22 of 39 passes for 248 yards. The Packers moved to within 10-7 in the third quarter when Paul Hornung scored on a 1-yard run, setting the stage for Chandler's heroics.

| | | | | | |
|-----------|---|---|---|---|------|
| Baltimore | 7 | 3 | 0 | 0 | — 10 |
| Packers | 0 | 0 | 7 | 3 | — 13 |

- Bal — Shinnick 25 fumble return (Michaels kick)
- Bal — FG Michaels 15
- GB — Hornung 1 run (Chandler kick)
- GB — FG Chandler 22
- GB — FG Chandler 25



PACKERS 23, CLEVELAND 12

1965 NFL Championship
Jan. 2, 1966, at Lambeau Field, Green Bay

After four inches of snow softened the Lambeau surface, the Packers used their running game to rally past Cleveland, and a crowd of 50,777 celebrated the team's third championship in five years.

Paul Hornung (18-105) and Jim Taylor (27-96) amassed 201 yards rushing, helping the Packers overcome an early 9-7 deficit.

Packers defenders, meanwhile, allowed only 50 yards to Cleveland's Jim Brown, the league's leading rusher with 1,544 yards during the year.

In the third quarter, Bart Starr finally settled the see-saw battle, escorting the Packers on a 90-yard, 11-play drive, ending when Hornung scored on a 13-yard sweep around the Browns' right perimeter. Kickers Don Chandler and Lou Groza booted five total field goals.

| | | | | | |
|-----------|---|---|---|---|------|
| Cleveland | 9 | 3 | 0 | 0 | — 12 |
| Packers | 7 | 6 | 7 | 3 | — 23 |

- GB — Dale 47 pass from Starr (Chandler kick)
- Cle — Collins 17 pass from Ryan (kick failed)
- Cle — FG Groza 24
- GB — FG Chandler 15
- GB — FG Chandler 23
- Cle — FG Groza 28
- GB — Hornung 13 run (Chandler kick)
- GB — FG Chandler 29



PACKERS 34, DALLAS 27

1966 NFL Championship
Jan. 1, 1967, at Cotton Bowl, Dallas

Bart Starr, in one of his finest hours, threw four touchdowns, and Tom Brown thwarted a last-minute Cowboys bid, leading Green Bay to its second straight title and fourth in six years.

With 28 seconds left, Brown stunned most of the 74,152 fans when he intercepted Don Meredith's fourth-down pass in the end zone.

The Packers mounted a quick 14-0 lead, after Starr hit Elijah Pitts on a 21-yard touchdown, and rookie Jim Grabowski returned a fumble 18 yards for a score. But an explosive Dallas comeback cut the margin to 21-17 by halftime, and 21-20 after Danny Villanueva's third-quarter field goal. Starr then hit Boyd Dowler and Max McGee with 16- and 28-yard scoring passes, respectively, to provide a cushion against the Cowboys' late surge.

| | | | | | |
|---------|----|---|---|---|------|
| Packers | 14 | 7 | 7 | 6 | — 34 |
| Dallas | 14 | 3 | 3 | 7 | — 27 |

- GB — Pitts 17 pass from Starr (Chandler kick)
- GB — Grabowski 18 fumble return (Chandler kick)
- Dal — Reeves 3 run (Villanueva kick)
- Dal — Perkins 23 run (Villanueva kick)
- GB — Dale 51 pass from Starr (Chandler kick)
- Dal — FG Villanueva 11
- Dal — FG Villanueva 32
- GB — Dowler 16 pass from Starr (Chandler kick)
- GB — McGee 28 pass from Starr (kick blocked)
- Dal — Clarke 68 pass from Meredith (Villanueva kick)



PACKERS 28, LOS ANGELES 7

1967 Western Conf. Championship
Dec. 23 at County Stadium, Milwaukee

Travis Williams scored two touchdowns, and the Packers weathered three early turnovers, downing the Rams in the first regularly scheduled conference playoff in NFL history.


After L.A. got on the board first with Roman Gabriel's 29-yard scoring pass to Bernie Casey, the Packers responded with 28 unanswered points, in one of Milwaukee County Stadium's more memorable games.

Williams rushed for 88 yards on 18 carries, while Bart Starr threw for 222 yards with one touchdown and set a (then) team record by completing 73.9 percent of his passes (17 of 23). End Carroll Dale caught Starr's scoring toss, one of six catches for 109 yards. The Packers also sacked Gabriel five times, including 3½ by Henry Jordan.

Green Bay's victory kicked off a trio of postseason wins that included the legendary Ice Bowl NFL championship eight days later, and a second straight Super Bowl victory.

| | | | | | | | |
|-------------|-------|---|----|---|---|---|----|
| Los Angeles | | 7 | 0 | 0 | 0 | — | 7 |
| Packers | | 0 | 14 | 7 | 7 | — | 28 |

- LA — Casey 29 pass from Gabriel (Gossett kick)
- GB — Williams 46 run (Chandler kick)
- GB — Dale 17 pass from Starr (Chandler kick)
- GB — Mercein 6 run (Chandler kick)
- GB — Williams 2 run (Chandler kick)



WASHINGTON 16, PACKERS 3

1972 NFC Divisional Playoff
Dec. 24 at RFK Stadium, Washington, D.C.


Chester Marcol's 17-yard field goal early in the second quarter put the Packers out front, but late in the same period, Billy Kilmer's TD to Roy Jefferson gave the Redskins a lead they never yielded. Curt Knight kicked three field goals to provide the Redskins' other points before a crowd of 53,140 fans.

John Brockington, the Packers' 1,000-yard rusher, had to settle for 9 yards on 13 carries as the Redskins

used a five-man defensive line to shut down the running game. Washington's Larry Brown rushed for 101 yards on 25 carries.

| | | | | | | | |
|------------|-------|---|----|---|---|---|----|
| Packers | | 0 | 3 | 0 | 0 | — | 3 |
| Washington | | 0 | 10 | 0 | 6 | — | 16 |

- GB — FG Marcol 17
- Was — Jefferson 32 pass from Kilmer (Knight kick)
- Was — FG Knight 42
- Was — FG Knight 35
- Was — FG Knight 46



PACKERS 41, ST. LOUIS 16

1982 NFC First-Round Playoff
Jan. 8, 1983 at Lambeau Field, Green Bay

The Packers halted a first-quarter Cardinals drive at the 1, then scored a (then) franchise-record 41 points to open the Super Bowl tournament, following the strike-shortened 1982 season.

Lynn Dickey culminated two long TD drives with passes to John Jefferson and James Lofton. The Packers then capitalized


on a pair of St. Louis turnovers, converting each into an Eddie Lee Ivery TD.

Green Bay led 28-9 at half, and 41-9 in the fourth. Dickey (17 of 23, 260 yards, no interceptions) tied a team playoff record with four TD passes. Jefferson (six catches) set a (then) club postseason mark with 148 receiving yards, including a 60-yard TD reception. And, Jan Stenerud kicked a 46-yard field goal, then the longest in team playoff history.

| | | | | | | | |
|-----------|-------|---|----|----|---|---|----|
| St. Louis | | 3 | 6 | 0 | 7 | — | 16 |
| Packers | | 7 | 21 | 10 | 3 | — | 41 |

- STL — FG O'Donoghue 18
- GB — Jefferson 60 pass from Dickey (Stenerud kick)
- GB — Lofton 20 pass from Dickey (Stenerud kick)
- GB — Ivery 2 run (Stenerud kick)
- GB — Ivery 4 pass from Dickey (Stenerud kick)
- STL — Tilley 5 pass from Lomax (kick blocked)
- GB — FG Stenerud 46
- GB — Jefferson 7 pass from Dickey (Stenerud kick)
- GB — FG Stenerud 34
- STL — Shumann 18 pass from Lomax (O'Donoghue kick)

THE ICE BOWL



PACKERS 21, DALLAS 17

1967 NFL Championship
Dec. 31 at Lambeau Field, Green Bay

Bart Starr's game-winning touchdown, a 1-yard dive behind Jerry Kramer and Ken Bowman with 13 seconds remaining, clinched a third straight Green Bay championship and ended the "Ice Bowl." Starr's score, on third down with no timeouts left, climaxed a 68-yard, 12-play drive which began with 4:50 on the clock. In all, 50,861 watched the coldest game in league annals. Kickoff temperature was 13 below zero and the wind chill was minus-46.

Like the year before, the Packers grabbed an early 14-0 advantage. But this time the Cowboys came back, gaining a 17-14 edge on the first play of the fourth quarter, when Lance Rentzel caught a 50-yard touchdown from halfback Dan Reeves. The contest was later voted the greatest game in pro football history.

| | | | | | | | |
|---------|-------|---|----|---|---|---|----|
| Dallas | | 0 | 10 | 0 | 7 | — | 17 |
| Packers | | 7 | 7 | 0 | 7 | — | 21 |

- GB — Dowler 8 pass from Starr (Chandler kick)
- GB — Dowler 43 pass from Starr (Chandler kick)
- Dal — Andrie 7 fumble return (Villanueva kick)
- Dal — FG Villanueva 21
- Dal — Rentzel 50 pass from Reeves (Villanueva kick)
- GB — Starr 1 run (Chandler kick)

DID YOU KNOW?

- Even though Super Bowl II had yet to be played, the Packers were anointed as NFL champions following their Ice Bowl victory. In turn, they were recognized as the first three-time champs under the league's playoff system, which had been introduced in 1933. At that point, the NFL and rival American Football League were still operating separately.
- Lambeau Field's underground heating system, Vince Lombardi's pet project, didn't fail due to electrical problems. Moisture built up overnight under a tarp and started turning to ice soon after it was removed. Consequently, the thermostat couldn't be cranked high enough to deal with the severe conditions.



- Quarterback Bart Starr didn't call for a quarterback sneak in the huddle. He called "31 Wedge," which called for the fullback to dive between the center and right guard. Only Starr knew he wasn't going to hand off the ball.
- The UW-La Crosse marching band's halftime show was canceled after 11 members were hospitalized and treated for frostbite following a morning practice.
- Officials couldn't use their whistles to stop play. They froze.



DALLAS 37, PACKERS 26

1982 NFC Second-Round Playoff
 Jan. 16, 1983, at Texas Stadium, Irving
 Dallas' late 74-yard touchdown drive ended all Green Bay comeback hopes, in front of 63,972 fans.

The Packers pulled to within four, 30-26, when Mark Lee returned a fourth-quarter interception 22 yards for a touchdown. Green Bay in the second half rolled up 363 yards of total offense and outscored Dallas, 19-17. But despite a (then) team-record 466 overall yards, Green Bay couldn't overcome a slow start and a 20-7 halftime deficit.

Lynn Dickey threw for a (then) team playoff-record 332 yards (19 of 36). Split end James Lofton emerged with 109 yards on five receptions and spiced the Packers' second-half comeback by taking a reverse 71 yards for a TD, matching the NFL's longest postseason run from scrimmage (since broken).

The Cowboys' Dennis Thurman intercepted three passes, returning one 39 yards for a touchdown and another to end the Packers' last-gasp possession in the fourth quarter.

| | | | | | | |
|----------------------|---|----|---|----|---|----|
| Packers | 0 | 7 | 6 | 13 | — | 26 |
| Dallas | 6 | 14 | 3 | 14 | — | 37 |
| Dal — FG | Septien 50 | | | | | |
| Dal — FG | Septien 34 | | | | | |
| GB — | Lofton 6 pass from Dickey (Stenerud kick) | | | | | |
| Dal — | Newsome 2 run (Septien kick) | | | | | |
| Dal — | Thurman 39 interception return (Septien kick) | | | | | |
| GB — | FG Stenerud 30 | | | | | |
| GB — | FG Stenerud 33 | | | | | |
| Dal — | FG Septien 24 | | | | | |
| GB — | Lofton 71 run (kick blocked) | | | | | |
| Dal — | Cosbie 7 pass from D.White (Septien kick) | | | | | |
| GB — | Lee 22 interception return (Stenerud kick) | | | | | |
| Dal — | Newhouse 1 run (Septien kick) | | | | | |



PACKERS 28, DETROIT 24

1993 NFC Wild Card Playoff
 Jan. 8, 1994, at Silverdome, Pontiac, Mich.
 Brett Favre's 40-yard touchdown pass to Sterling Sharpe in the final minute gave Green Bay one of the most electrifying victories in its rich postseason history.

Favre's pass, a scrambling, across-the-body throw from extreme left to extreme right, found Sharpe wide open in the end zone with 55 seconds remaining. It capped a see-saw battle with the NFC Central Division champion Lions.

Earlier, rookie safety George Teague returned an Erik Kramer interception 101 yards for a touchdown, longest in NFL playoff annals, giving Green Bay a 21-17 lead. Sharpe (five catches, 101 yards) also made the record book, tying an NFL playoff mark with three touchdown receptions.

The Lions' Barry Sanders, returning from a knee injury, ignited the Silverdome crowd of 68,479 with 169 yards rushing.

| | | | | | | |
|----------------------|--|---|----|---|---|----|
| Packers | 0 | 7 | 14 | 7 | — | 28 |
| Detroit | 3 | 7 | 7 | 7 | — | 24 |
| Det — | FG Hanson 47 | | | | | |
| GB — | Sharpe 12 pass from Favre (Jacke kick) | | | | | |
| Det — | Perriman 1 pass from Kramer (Hanson kick) | | | | | |
| Det — | Jenkins 15 interception return (Hanson kick) | | | | | |
| GB — | Sharpe 28 pass from Favre (Jacke kick) | | | | | |
| GB — | Teague 101 interception return (Jacke kick) | | | | | |
| Det — | D.Moore 5 run (Hanson kick) | | | | | |
| GB — | Sharpe 40 pass from Favre (Jacke kick) | | | | | |



DALLAS 27, PACKERS 17

1993 NFC Divisional Playoff
 Jan. 16, 1994, at Texas Stadium, Irving
 The Cowboys' 17-point second-quarter surge overcame an early Packers lead and gave the eventual Super Bowl champions momentum they would not relinquish.

But the Packers held that momentum in the first quarter. They stopped Bill Bates short on a fourth-down fake punt, and capitalized on great field position to score the game's first points, a Chris Jacke field goal.

Brett Favre threw for 331 yards and Sterling Sharpe (six recep-

tions, 128 yards) turned in a second straight 100-yard effort. Dallas' Troy Aikman completed 28 of 37 passes for 302 yards and three touchdowns, while Michael Irvin added nine receptions for 126 yards.

| | | | | | | |
|----------------------|--|----|---|---|---|----|
| Packers | 3 | 0 | 7 | 7 | — | 17 |
| Dallas | 0 | 17 | 7 | 3 | — | 27 |
| GB — | FG Jacke 30 | | | | | |
| Dal — | Harper 25 pass from Aikman (Murray kick) | | | | | |
| Dal — | FG Murray 41 | | | | | |
| Dal — | Novacek 6 pass from Aikman (Murray kick) | | | | | |
| Dal — | Irvin 19 pass from Aikman (Murray kick) | | | | | |
| GB — | Brooks 13 pass from Favre (Jacke kick) | | | | | |
| Dal — | FG Murray 38 | | | | | |
| GB — | Sharpe 29 pass from Favre (Jacke kick) | | | | | |



PACKERS 16, DETROIT 12

1994 NFC Wild Card Playoff
 Dec. 31 at Lambeau Field, Green Bay


Spurred by a classic defensive performance, the Packers outlasted Detroit in Green Bay's first home playoff game since 1982. Coordinator Fritz Shurmur held the NFL's leading rusher, Barry Sanders, to a career-low minus-1 yard on 13 attempts, and limited the Lions collectively on the ground to minus-4 yards (a record that still stands today) — erasing a 31-year-old

league playoff record.

Brett Favre directed several long drives, including a 76-yard excursion on the game's opening series, capped by a 3-yard touchdown run by Dorsey Levens. Green Bay, who controlled the ball for 37-plus minutes, played turnover-free throughout, entertaining the 58,125 fans. Chris Jacke added three field goals, including a Packers postseason-record 51-yarder.

The Lions pulled to within 13-10 in the fourth quarter, on Dave Krieg's 3-yard touchdown pass to Brett Perriman, and reached the Packers' 11-yard line on their final drive in the game's closing moments. But the Green Bay defense stiffened, recapturing the ball on downs, before Packers punter Craig Hentrich took an intentional safety to run out the day's final seven seconds.

| | | | | | | |
|----------------------|--|---|---|---|---|----|
| Detroit | 0 | 0 | 3 | 9 | — | 12 |
| Packers | 7 | 3 | 3 | 3 | — | 16 |
| GB — | Levens 3 run (Jacke kick) | | | | | |
| GB — | FG Jacke 51 | | | | | |
| Det — | FG Hanson 38 | | | | | |
| GB — | FG Jacke 32 | | | | | |
| Det — | Perriman 3 pass from Krieg (Hanson kick) | | | | | |
| GB — | FG Jacke 28 | | | | | |
| Det — | Safety, Hentrich ran out of end zone | | | | | |



DALLAS 35, PACKERS 9

1994 NFC Divisional Playoff
 Jan. 8, 1995, at Texas Stadium, Irving


The Packers couldn't overcome a 28-9 halftime deficit, and despite 327 yards of total offense, fell to Dallas' arsenal of offensive superstars in the NFC semifinals.

Trailing only 7-3 in the first quarter, the Packers pinned Dallas deep in its own territory. But Troy Aikman then connected with Alvin Harper on a (then) NFL playoff-record 94-yard touchdown pass. Aikman threw for 337 yards, and three Dallas receivers — Michael Irvin (111), Harper (108) and Jay Novacek (104) — had 100-yard days. Dallas backup Blair Thomas rushed for 70 yards and two scores after replacing Emmitt Smith, who left in the first quarter after aggravating a hamstring injury.

Packers flanker Robert Brooks, moving into the spot usually occupied by an injured Sterling Sharpe, equaled his career best with eight receptions, for a game-high 138 yards.

| | | | | | | |
|----------------------|--|----|---|---|---|----|
| Packers | 3 | 6 | 0 | 0 | — | 9 |
| Dallas | 14 | 14 | 0 | 7 | — | 35 |
| Dal — | E.Smith 5 run (Boniol kick) | | | | | |
| GB — | FG Jacke 50 | | | | | |
| Dal — | Harper 94 pass from Aikman (Boniol kick) | | | | | |
| Dal — | B.Thomas 1 run (Boniol kick) | | | | | |
| GB — | Bennett 1 run (pass failed) | | | | | |
| Dal — | Galbraith 1 pass from Aikman (Boniol kick) | | | | | |
| Dal — | B.Thomas 2 run (Boniol kick) | | | | | |

PACKERS NFL TITLE GAMES & PLAYOFFS
 COMMUNITY
 ADMIN. & COACHES
 VETERANS
 DRAFT & FREE AGENTS
 2016 REVIEW
 PLAYOFF HISTORY
 LAMBEAU FIELD
 MISC.



PACKERS 37, ATLANTA 20

*1995 NFC Wild Card Playoff
Dec. 31 at Lambeau Field, Green Bay*
Utilizing a balanced offensive attack, including Edgar Bennett's (then) franchise playoff-record 108 rushing yards, Green Bay toppled the Falcons on a foggy, 30-degree afternoon. The Packers had earned their first NFC Central crown in 23 years.

Jeff George's 65-yard touchdown pass to Eric Metcalf gave Atlanta a 7-0 edge three minutes into the game and stunned the crowd of 60,453. But the Packers quickly regained control, scoring two first-quarter TDs.

Green Bay broke open the game midway through the second period, when rookie Antonio Freeman became the first Packers player to return a kick for a postseason touchdown, taking a punt back 76 yards. Then, with less than one minute left in the first half, Mark Chmura caught a 2-yard touchdown from Brett Favre, capping a 14-play, 85-yard drive, extending the lead to 27-10.

Favre's third TD toss – a perfect, lofting spiral to Dorsey Levens with just under eight minutes left – cemented the issue. Favre completed passes to nine receivers, while Bennett averaged 4.5 yards on the ground, with one TD, on 24 attempts.

| | | | | | | | |
|---------|-------|---|----|---|----|---|----|
| Atlanta | | 7 | 3 | 0 | 10 | — | 20 |
| Packers | | 14 | 13 | 0 | 10 | — | 37 |
| Atl | — | Metcalf 65 pass from J.George (Andersen kick) | | | | | |
| GB | — | Bennett 8 run (Jacke kick) | | | | | |
| GB | — | R.Brooks 14 pass from Favre (Jacke kick) | | | | | |
| Atl | — | FG Andersen 31 | | | | | |
| GB | — | Freeman 76 punt return (bad snap) | | | | | |
| GB | — | Chmura 2 pass from Favre (Jacke kick) | | | | | |
| Atl | — | Birden 27 pass from J.George (Andersen kick) | | | | | |
| GB | — | Levens 18 pass from Favre (Jacke kick) | | | | | |
| Atl | — | FG Andersen 22 | | | | | |
| GB | — | FG Jacke 25 | | | | | |



PACKERS 27, SAN FRANCISCO 17

*1995 NFC Divisional Playoff
Jan. 6, 1996, at 3Com Park, San Francisco*
Physically menacing the 49ers offense, Green Bay shocked the defending Super Bowl champions and advanced to the NFC championship for the first time.

The victory, especially sweet for San Francisco native Mike Holmgren, marked the coach's first game against the club that launched his pro coaching career.

After the Niners blocked a field goal to end Green Bay's opening drive, the Packers defense set the tone for the rest of the game. On San Francisco's first play, Wayne Simmons drilled fullback Adam Walker on a screen pass, forcing a fumble that rookie Craig Newsome returned 31 yards for the day's first points. The Packers then mounted 62- and 72-yard scoring drives on their next two possessions; Brett Favre's touchdown passes to Keith Jackson and Mark Chmura, respectively, gave Green Bay a 21-0 second-quarter advantage.

Favre, the NFL's MVP, completed 21 of 28 passes (75 percent), while Jackson, whose two long receptions over the middle set up Packers scores, caught four for 101 yards. Robert Brooks' four catches totaled 103 yards.

The Packers defense forced four turnovers and battered Steve Young all afternoon, with three sacks and countless knockdowns, forcing him to attempt an NFL playoff-record 65 passes in a futile comeback bid. Meanwhile, San Francisco's receiver nonpareil, Jerry Rice, made 11 receptions but had few yards after the catch.

Green Bay posted the only road victory by an NFC team in the divisional playoffs from 1990-99.

| | | | | | | | |
|---------------|-------|--|---|---|---|---|----|
| Packers | | 14 | 7 | 3 | 3 | — | 27 |
| San Francisco | | 0 | 3 | 7 | 7 | — | 17 |
| GB | — | Newsome 31 fumble return (Jacke kick) | | | | | |
| GB | — | Jackson 3 pass from Favre (Jacke kick) | | | | | |
| GB | — | Chmura 13 pass from Favre (Jacke kick) | | | | | |
| SF | — | FG Wilkins 21 | | | | | |
| SF | — | Young 1 run (Wilkins kick) | | | | | |
| GB | — | FG Jacke 27 | | | | | |
| GB | — | FG Jacke 26 | | | | | |
| SF | — | Loville 2 run (Wilkins kick) | | | | | |



DALLAS 38, PACKERS 27

*1995 NFC Championship
Jan. 14, 1996, at Texas Stadium, Irving*

Green Bay, one win from its first Super Bowl in 28 years, held a fourth-quarter lead before succumbing to the offensive firepower of the eventual league champions.


Emmitt Smith (35-150), behind his massive offensive line, rushed for three touchdowns, ending the Packers' season at Texas Stadium for the third straight year.

After the Packers converted a blocked punt into a field goal, Troy Aikman threw two TD passes to Michael Irvin. Brett Favre answered with two scores of his own – at the time a team postseason-record 73-yard pass to Robert Brooks and a Keith Jackson connection – to vault Green Bay into the lead, 17-14. Dallas added 10 points before halftime, though, to go up 24-17.

Green Bay got the second half's first 10 points, including Favre's 1-yard touchdown pass to Brooks, and held a 27-24 lead at the end of three quarters.

But Smith's talents glistened in the fourth quarter. His two rushing TDs – sandwiched around Larry Brown's drive-killing interception in Dallas territory – gave the Cowboys their third Super Bowl appearance in four years.

| | | | | | | | |
|---------|-------|---|----|----|----|---|----|
| Packers | | 10 | 7 | 10 | 0 | — | 27 |
| Dallas | | 14 | 10 | 0 | 14 | — | 38 |
| GB | — | FG Jacke 46 | | | | | |
| Dal | — | Irvin 6 pass from Aikman (Boniol kick) | | | | | |
| Dal | — | Irvin 4 pass from Aikman (Boniol kick) | | | | | |
| GB | — | Brooks 73 pass from Favre (Jacke kick) | | | | | |
| GB | — | Jackson 24 pass from Favre (Jacke kick) | | | | | |
| Dal | — | FG Boniol 34 | | | | | |
| Dal | — | E.Smith 1 run (Boniol kick) | | | | | |
| GB | — | FG Jacke 37 | | | | | |
| GB | — | Brooks 1 pass from Favre (Jacke kick) | | | | | |
| Dal | — | E.Smith 5 run (Boniol kick) | | | | | |
| Dal | — | E.Smith 16 run (Boniol kick) | | | | | |



PACKERS 35, SAN FRANCISCO 14

*1996 NFC Divisional Playoff
Jan. 4, 1997, at Lambeau Field, Green Bay*

Jump-started by their special teams, specifically two punt returns by Desmond Howard, the Packers took the first step toward an eventual berth in Super Bowl XXXI by eliminating the 49ers for a second straight year. With rain since early morning on a cold and dreary day, the field offered less-than-ideal footing, and deteriorated into a quagmire by game's end. Despite the weather, 60,787 spectators (three no-shows) still showed up.

After the 49ers went three-and-out on their first drive, Howard weaved his way through several defenders for a 71-yard touchdown just 2:15 into the game. Then, midway through the first quarter, Howard broke free on a second punt return, traveling 46 yards before San Francisco tripped him up at its own 7. Moments later, Brett Favre hit Andre Rison on a 4-yard touchdown pass to give Green Bay a 14-0 advantage.

After an Edgar Bennett TD, the 49ers converted two Green Bay special-teams miscues into 14 points, bringing the game back within reach. First, a San Francisco punt bounced off Chris Hayes' leg and the 49ers recovered at the Green Bay 26, setting up a Terry Kirby touchdown catch. Then, when the Packers failed to field a short kickoff to open the second half, San Francisco recovered at the Green Bay 4, and, on the next play, Elvis Grbac's naked bootleg trimmed the Packers' lead to 21-14.

To their credit, the Packers stormed back on their next possession, going 72 yards in 12 plays, a drive capped when Antonio Freeman recovered Bennett's fumble in the end zone.

Neither team gained many yards in the sloppy conditions. Green Bay racked up only 210 yards, including a club postseason-low 71 passing. Bennett was the Packers' workhorse, running for 80 yards and two touchdowns on 17 carries. Steve Young's broken ribs, suffered one week earlier, forced him out after two series and San Francisco managed just 196 total yards.

1996 NFC Divisional Playoff, continued

| | | | | | | |
|---|----|---|---|---|---|----|
| San Francisco | 0 | 7 | 7 | 0 | — | 14 |
| Packers | 14 | 7 | 7 | 7 | — | 35 |
| GB — Howard 71 punt return (Jacke kick) | | | | | | |
| GB — Rison 4 pass from Favre (Jacke kick) | | | | | | |
| GB — Bennett 2 run (Jacke kick) | | | | | | |
| SF — Kirby 8 pass from Grbac (Wilkins kick) | | | | | | |
| SF — Grbac 4 run (Wilkins kick) | | | | | | |
| GB — Freeman fumble recovery in end zone (Jacke kick) | | | | | | |
| GB — Bennett 11 run (Jacke kick) | | | | | | |

| | | | | | | |
|---|---|----|----|---|---|----|
| Carolina | 7 | 3 | 3 | 0 | — | 13 |
| Packers | 0 | 17 | 10 | 3 | — | 30 |
| Car — Griffith 3 pass from Collins (Kasay kick) | | | | | | |
| GB — Levens 29 pass from Favre (Jacke kick) | | | | | | |
| Car — FG Kasay 22 | | | | | | |
| GB — Freeman 6 pass from Favre (Jacke kick) | | | | | | |
| GB — FG Jacke 31 | | | | | | |
| GB — FG Jacke 32 | | | | | | |
| Car — FG Kasay 23 | | | | | | |
| GB — Bennett 4 run (Jacke kick) | | | | | | |
| GB — FG Jacke 28 | | | | | | |



PACKERS 30, CAROLINA 13

1996 NFC Championship
Jan. 12, 1997, at Lambeau Field, Green Bay
The Packers overcame two early deficits to defeat upstart Carolina and earn a berth to their first Super Bowl in 29 years, largely on the strength of Dorsey Levens' 205 yards of offense. It was the first title game in Green Bay since the legendary 1967 "Ice Bowl."

Not quite 10 minutes into the game, linebacker Sam Mills intercepted Brett Favre deep in Green Bay territory, setting up Kerry Collins' 3-yard TD toss to Howard Griffith.

On the first snap of the second quarter, Levens evened the score, out-jumping Carolina's Eric Davis at the right edge of the end zone on a 29-yard touchdown reception. The previous play, Levens had rushed for 35 yards on third-and-1.


Carolina converted a Favre fumble, near midfield, into a field goal, but the Packers stormed back with 10 points in the final minute of the first half. Favre connected with Antonio Freeman for a touchdown on a 6-yard fade with 48 seconds remaining, capping a 15-play, 71-yard drive. When the Panthers then attempted to move downfield, rookie Tyrone Williams made a diving interception at the Packers' 38, which Chris Jacke turned into a 31-yard field goal 10 seconds before halftime.

Late in the third quarter, Edgar Bennett strolled untouched through the middle on a 4-yard touchdown, giving Green Bay a 27-13 lead. Levens set up the score on the previous play, going 66 yards down the right sideline on a perfectly executed screen.

Green Bay put up 479 net yards, a (then) team playoff record. It churned out 201 rushing yards (99 on Bennett's 25 carries, 88 on only 10 attempts by Levens). Levens also made five receptions for 117 yards, and Favre completed 19 of 29 for 292 yards.

While the weather certainly was cold — 3 degrees with a minus-17 wind chill — the storyline before the game was the field, ravaged against San Francisco the previous week, when rainy conditions turned it into a mud pit. The Packers installed an all-new surface days prior to the game, with sod trucked in from Maryland on two dozen semis.

The George S. Halas Trophy, symbolic of the National Football Conference Championship, was presented to President Bob Harlan, General Manager Ron Wolf and Head Coach Mike Holmgren in an on-field ceremony following the game.



PACKERS 21, TAMPA BAY 7

1997 NFC Divisional Playoff
Jan. 4, 1998, at Lambeau Field, Green Bay
In a hard-fought, defensive struggle — much like their two earlier meetings during the regular season — the Packers' offensive superiority overwhelmed the Bucs on a gray day. Dorsey Levens' (then) team playoff-record 112 rushing yards helped Green Bay maintain control.

The Packers foiled three first-half field-goal opportunities. On the first, Bob Kuberski surged up the middle to block Michael Husted's 43-yard attempt. On the second, Keith McKenzie stuffed Tampa Bay's fake field goal for no gain. Then, on the third, Bucs long snapper Dave Moore sailed the ball over holder Steve Walshi's head.

After Kuberski's block, Brett Favre moved 67 yards for the team's first score, a touchdown pass to Mark Chmura. Rookie Ryan Longwell then hit two field goals, the second set up by a Tyrone Williams interception in Bucs territory.


Tampa Bay, making its first playoff appearance in 15 years, got its only points after intercepting Favre and driving 94 yards for a Mike Alstott touchdown. But the Packers kept the Bucs at arm's length when Levens, who had 88 yards after halftime, punched in a short touchdown run early in the fourth quarter and Favre converted a two-point conversion on a quarterback draw.

Warren Sapp forced two fumbles and sacked Favre three times. The two combatants openly jawed throughout the contest in an intriguing sideshow.

| | | | | | | |
|---|---|---|---|---|---|----|
| Tampa Bay | 0 | 0 | 7 | 0 | — | 7 |
| Packers | 7 | 6 | 0 | 8 | — | 21 |
| GB — Chmura 3 pass from Favre (Longwell kick) | | | | | | |
| GB — FG Longwell 21 | | | | | | |
| GB — FG Longwell 32 | | | | | | |
| TB — Alstott 6 run (Husted kick) | | | | | | |
| GB — Levens 2 run (Favre run) | | | | | | |

PACKERS HOME PLAYOFF WEATHER, BY TEMPERATURE

| Green Bay ... | Opponent | Game | Result | Kickoff | Conditions |
|----------------------|----------------------|-------------------------------|---------------|---------|------------------------------|
| Dec. 31, 1967 | Dallas Cowboys | NFL Championship Game | W, 21-17 | -13° | -46° wind chill |
| Jan. 20, 2008 | New York Giants | NFC Championship Game | L, 20-23 (ot) | -1° | -23° wind chill |
| Jan. 12, 1997 | Carolina Panthers | NFC Championship Game | W, 30-13 | 3° | -17° wind chill |
| Jan. 5, 2014 | San Francisco 49ers | NFC Wild Card Playoff | L, 20-23 | 5° | -10° wind chill |
| Jan. 8, 2017 | New York Giants | NFC Wild Card Playoff | W, 38-13 | 14° | 4° wind chill |
| Jan. 8, 1983 | St. Louis Cardinals | Super Bowl Tour., First Round | W, 41-16 | 20° | |
| Jan. 4, 2004 | Seattle Seahawks | NFC Wild Card Playoff | W, 33-27 (ot) | 20° | 7° wind chill |
| Dec. 31, 1961 | New York Giants | NFL Championship Game | W, 37-0 | 21° | 5° wind chill |
| Jan. 11, 2015 | Dallas Cowboys | NFC Divisional Playoff | W, 26-21 | 24° | |
| Jan. 9, 2005 | Minnesota Vikings | NFC Wild Card Playoff | L, 17-31 | 26° | |
| Jan. 4, 1998 | Tampa Bay Buccaneers | NFC Divisional Playoff | W, 21-7 | 28° | patchy, freezing drizzle |
| Jan. 13, 2002 | San Francisco 49ers | NFC Wild Card Playoff | W, 25-15 | 28° | |
| Jan. 5, 2013 | Minnesota Vikings | NFC Wild Card Playoff | W, 24-10 | 29° | |
| Dec. 31, 1995 | Atlanta Falcons | NFC Wild Card Playoff | W, 37-20 | 30° | light fog |
| Jan. 4, 2003 | Atlanta Falcons | NFC Wild Card Playoff | L, 7-27 | 31° | light snow throughout game |
| Jan. 12, 2008 | Seattle Seahawks | NFC Divisional Playoff | W, 42-20 | 31° | heavy snow throughout game |
| Jan. 15, 2012 | New York Giants | NFC Divisional Playoff | L, 20-37 | 31° | |
| Dec. 26, 1965 | Baltimore Colts | NFL Western Conf. Playoff | W, 13-10 (ot) | 32° | |
| Jan. 2, 1966 | Cleveland Browns | NFL Championship Game | W, 23-12 | 33° | 3.5 in. snow removed pregame |
| Dec. 31, 1994 | Detroit Lions | NFC Wild Card Playoff | W, 16-12 | 33° | |
| Jan. 4, 1997 | San Francisco 49ers | NFC Divisional Playoff | W, 35-14 | 34° | rain throughout game |
| Milwaukee ... | | | | | |
| Dec. 23, 1967 | Los Angeles Rams | NFL Western Conf. Playoff | W, 28-7 | 20° | 0° wind chill |
| Dec. 10, 1939 | New York Giants | NFL Championship Game | W, 27-0 | 46° | 34 mph winds, 21° wind chill |



PACKERS 23, SAN FRANCISCO 10
 1997 NFC Championship
 Jan. 11, 1998, at 3Com Park, San Francisco
 Green Bay, in its third straight NFC championship, never allowed the 49ers to get started and advanced to a second consecutive Super Bowl. In the process, the Packers purged San Francisco for a third straight year, the second time at 3Com.

From the outset, on a rain-swept afternoon, the Packers were able to pick on San Francisco's cornerbacks, moving 76 yards on their first possession.

Early in the second quarter, Eugene Robinson stepped in front of a Steve Young pass and weaved across the field 58 yards to the 49ers' 28. Two plays later, Antonio Freeman caught a short slant from Brett Favre, cut back against the grain and broke several tackles for a 27-yard touchdown and a 10-0 Green Bay lead.

Late in the opening half, the 49ers had to settle for a field goal after three straight incompletions from the Green Bay 10. Then, in the waning seconds, Favre connected with Freeman on a 40-yard bomb, to set up the half's final play, Ryan Longwell's 43-yard field goal, against a difficult wind.

Longwell, who attended nearby Cal one season earlier and had been released by the 49ers just before training camp, added his third field goal midway through the fourth quarter, giving Green Bay a more comfortable 13-point lead.

The Packers' defense, which held San Francisco to just 33 rushing yards on 18 overall carries, sacked Young in the fourth quarter three times, twice by Keith McKenzie. When Green Bay sacked Young on fourth down at his own 11 with just under four minutes remaining, the Packers quickly capitalized, scoring after two Dorsey Levens runs.

Levens broke his own, week-old (then) franchise playoff record with 114 rushing yards – the first 100-yard effort allowed by the 49ers during the '97 season – and again did much of his work in the second half. Freeman totaled 107 yards on four catches, and punter Craig Hentrich helped Green Bay handily win the field-position battle, depositing all five of his punts inside the 49ers' 20.

Following Levens' score, the Niners' Chuck Levy returned the kickoff 95 yards for San Francisco's lone touchdown, with 2:52 left in the game.

On the field after the game, with a smattering of fans remaining, the George S. Halas Trophy, representative of the National Football Conference Championship, was handed over to the rain-soaked trio of President Bob Harlan, General Manager Ron Wolf and Head Coach Mike Holmgren.

| | | | | | | |
|---|---|----|---|----|---|----|
| Packers | 3 | 10 | 0 | 10 | — | 23 |
| San Francisco | 0 | 3 | 0 | 7 | — | 10 |
| GB — FG Longwell 19 | | | | | | |
| GB — Freeman 27 pass from Favre (Longwell kick) | | | | | | |
| SF — FG Anderson 28 | | | | | | |
| GB — FG Longwell 43 | | | | | | |
| GB — FG Longwell 25 | | | | | | |
| GB — Levens 5 run (Longwell kick) | | | | | | |
| SF — Levy 95 kickoff return (Anderson kick) | | | | | | |



SAN FRANCISCO 30, PACKERS 27
 1998 Wild Card Playoff
 Jan. 3, 1999, at 3Com Park, San Francisco
 Steve Young's touchdown pass to Terrell Owens, in between four defenders with three seconds remaining, ended the Packers' season. The 49ers ended their five-game Green Bay losing streak, a stretch that covered four years, including elimination from the 1995-97 playoffs. The Packers, in the postseason for a team-record sixth consecutive year, went winless in the playoffs for the first time in the span.

After a critical interception, Brett Favre got the ball at his own 11, trailing, 23-20, with 4:19 left. His 47-yard bomb up the left sideline to rookie Corey Bradford put the Packers in scoring range at the 31. Then, four plays later, Favre saw the 49ers stack eight men at the line, audibled and found Antonio Freeman on a sprint-and-go pattern for a 15-yard TD and a 27-23 lead with 1:56 left.

But Young drove 76 yards in the final two minutes, culminating in his game-winning, 25-yard bullet to Owens, who had dropped several passes. Earlier during the controversial drive, rookie Scott McGarrahan appeared to strip Jerry Rice at the Green Bay 41, and Bernardo Harris recovered, but officials ruled Rice down.

Strong running games bolstered both teams. Garrison Hearst ran for 128 of the 49ers' 178 rushing yards, while Dorsey Levens broke his own (then) team playoff rushing mark with 116 yards. Greg Clark's two TD catches each came after Green Bay turnovers. Favre threw for 292 yards and two touchdowns, both to Freeman.

Two Packers icons – all-time sacks leader and future Hall of Famer Reggie White, and head coach Mike Holmgren – saw their Green Bay careers end. Holmgren, 84-42 overall in seven Packers seasons, became the Seahawks' executive VP of football operations/general manager and head coach five days later.

| | | | | | | |
|---|---|----|----|----|---|----|
| Packers | 3 | 14 | 0 | 10 | — | 27 |
| San Francisco | 7 | 3 | 10 | 10 | — | 30 |
| GB — FG Longwell 23 | | | | | | |
| SF — Clark 1 pass from Young (Richey kick) | | | | | | |
| GB — Freeman 2 pass from Favre (Longwell kick) | | | | | | |
| SF — FG Richey 34 | | | | | | |
| GB — Levens 2 run (Longwell kick) | | | | | | |
| SF — Clark 8 pass from Young (Richey kick) | | | | | | |
| SF — FG Richey 48 | | | | | | |
| GB — FG Longwell 37 | | | | | | |
| SF — FG Richey 40 | | | | | | |
| GB — Freeman 15 pass from Favre (Longwell kick) | | | | | | |
| SF — Owens 25 pass from Young (Richey kick) | | | | | | |



PACKERS 25, SAN FRANCISCO 15
 2001 NFC Wild Card Playoff
 Jan. 13, 2002, at Lambeau Field, Green Bay
 Brett Favre orchestrated four second-half scoring drives, while Mike McKenzie and Tyrone Williams collaborated on a game-turning fourth-quarter interception as Green Bay ended the 49ers' season, 25-15. The win improved Green Bay's all-time record in home postseason contests to 13-0, including 11-0 at Lambeau Field.

PACKERS HISTORY IN PLAYOFF TIEBREAKERS

| Year | Record | Tied with | At Stake | Winner | Tiebreaker |
|------|--------|------------------|--------------------------------|--------|---|
| 2014 | 12-4-0 | ..DalC | ..No. 2 seed | ..GB | ..Conference record (GB 9-3, DalC 8-4) |
| 2010 | 10-6-0 | ..NYG, TB | ..No. 6 seed (final wild card) | ..GB | ..Strength of victory (GB .475, NYG .400, TB .344) |
| 2009 | 11-5-0 | ..Phi | ..No. 5 seed | ..GB | ..Common opponents (GB 4-1, Phi. 3-2) |
| 2007 | 13-3-0 | ..DalC | ..No. 1 seed | ..DalC | ..Head-Head (DalC reg. season win) |
| 2006 | 8-8-0 | ..NYG, Car, StLR | ..No. 6 seed (final wild card) | ..NYG | ..Strength of victory (NYG .422, GB .383) ..Conf. record in tied group (NYG 7-5, GB 7-5, Car. 6-6, StLR 6-6) |
| 2002 | 12-4-0 | ..Phi | ..No. 1 seed | ..Phi | ..Conference record (Phi. 11-1, GB 9-3) |
| | | ..TB | ..No. 2 seed | ..TB | ..Head-Head (TB reg. season win) |
| 2001 | 12-4-0 | ..SF | ..No. 4 seed (top wild card) | ..GB | ..Conference record (GB 9-3, SF 8-4) |
| 1997 | 13-3-0 | ..SF | ..No. 1 seed | ..SF | ..Conference record (SF 11-1, GB 10-2) |
| 1995 | 11-5-0 | ..SF | ..No. 2 seed | ..SF | ..Conference record (SF 8-4, GB 7-5) |
| 1994 | 9-7-0 | ..Det, ChiB, NYG | ..No. 4 seed (top wild card) | ..GB | ..Head-Head in tied group (GB 3-1, Det. 2-2, ChiB 1-3) ..Conference record (GB 8-4, NYG 6-6) |
| 1993 | 9-7-0 | ..Min | ..No. 5 seed (No. 2 wild card) | ..Min | ..Head-Head (Min. 2-0 sweep) |
| 1992 | 9-7-0 | ..Was | ..No. 6 seed (final wild card) | ..Min | ..Conference record (Was. 7-5, GB 6-6) |
| 1989 | 10-6-0 | ..Min | ..NFC Central Division title | ..Min | ..Division record (Min. 6-2, GB 5-3) |
| 1978 | 8-7-1 | ..Min | ..NFC Central Division title | ..Min | ..Head-Head (Min. 1-0-1) |

Before the 1970 merger expanded the playoff system, NFL teams tied atop their division were pitted in single games for rights to attend the league championship. The Packers played two such games, losing to the Bears in 1941 and defeating the Colts in 1965.

2001 NFC Wild Card Playoff, continued

Favre lobbied with coaches at halftime to open up the passing game, then threw for 226 of his 269 yards in the final two quarters, steering Green Bay back from a 7-6 deficit. Led by Favre, Green Bay in the second half produced points on four of its first five possessions. The quarterback engineered marches of 72, 81, 49 and 93 yards, fighting off a 49ers rally that had tied the contest, 15-15, with 12 minutes left in regulation.

McKenzie halted an ominous Niners drive halfway through the fourth quarter. The cornerback batted an underthrown pass, like a volleyball, into the hands of a nearby Williams at the Packers' 7. McKenzie had broken up another potential Terrell Owens score earlier in the fourth. After the pick, the Packers drove 93 yards to extend their lead, on Ahman Green's 9-yard TD run.

Inspired by the return of injured starters Nate Wayne and Gilbert Brown, the Packers also held the league's No. 2 rushing offense to only 71 yards on the ground. Brown recorded his first sack since 1997 on the game's first play from scrimmage. Cleitidus Hunt kept the Niners off the scoreboard early when he blocked a Jose Cortez field goal attempt in the second quarter.

| | | | | | | |
|--------------------------------|---|---|---|----|---|----|
| San Francisco | 0 | 7 | 0 | 8 | — | 15 |
| Packers | 6 | 0 | 9 | 10 | — | 25 |

GB — Freeman 5 pass from Favre (kick blocked)
 SF — Hearst 2 run (Cortez kick)
 GB — FG Longwell 26
 GB — Franks 19 pass from Favre (pass failed)
 SF — Streets 14 pass from Garcia (Streets-Garcia pass)
 GB — FG Longwell 45
 GB — Green 9 run (Longwell kick)

ST. LOUIS 45, PACKERS 17

*2001 NFC Divisional Playoff
 Jan. 20, 2002, at Dome at America's Center, St. Louis*

St. Louis parlayed eight Green Bay turnovers into 35 points, and ended an outstanding Packers season, 45-17. The Packers suffered the largest margin of defeat in team postseason history.

Brett Favre, in his 16th career postseason game, matched an NFL playoff record with six interceptions. St. Louis returned three INTs to touchdowns, and four of the six picks were tipped either at the line of scrimmage or by the intended receiver. The timing of the first three interceptions combined to put the game out of reach.

Favre's initial interception, early in the first quarter, was a read miscommunication with Bill Schroeder, and Aeneas Williams read 29 yards for the day's first points. Favre answered by marching 65 yards in five plays, getting a great effort from Antonio Freeman on a 22-yard TD pass, to tie the game, 7-7.

But with St. Louis up, 14-7, in the second period, Kim Herring picked off Favre and returned it 45 yards to the Green Bay 4. Two plays later, Kurt Warner hit James Hodgins on a 4-yard pass to extend the Rams' lead.

The third interception, in the third quarter, all but sealed the win. Tommy Polley grabbed a pass deflected by Grant Wistrom and sprinted 34 yards for a TD, creating a 31-10 St. Louis advantage.

Lost in the eight turnovers, which doubled the Packers' previous 2001 season high, was a strong effort by the Green Bay defense, which limited the league's best offense to its lowest yardage in 21 games. The Packers gave up only two big plays — a 38-yard run

by Marshall Faulk late in the first quarter and a 50-yard pass from Warner to Torry Holt. Green Bay also held St. Louis to 13 first downs, its lowest total since the Rams began their offensive explosion in 1999.

The Packers saw a penalty nullify a 95-yard kickoff return, which would have cut the Rams' lead to 21-14 in the second quarter.

| | | | | | | |
|----------------------------|---|----|----|---|---|----|
| Packers | 7 | 3 | 0 | 7 | — | 17 |
| St. Louis | 7 | 17 | 14 | 7 | — | 45 |

StL — Williams 29 interception return (Wilkins kick)
 GB — Freeman 22 pass from Favre (Longwell kick)
 StL — Holt 4 pass from Warner (Wilkins kick)
 StL — Hodgins 4 pass from Warner (Wilkins kick)
 GB — FG Longwell 28
 StL — FG Wilkins 7
 StL — Faulk 7 run (Wilkins kick)
 StL — Polley 34 interception return (Wilkins kick)
 StL — Williams 32 interception return (Wilkins kick)
 GB — Freeman 8 pass from Favre (Longwell kick)



ATLANTA 27, PACKERS 7

*2002 NFC Wild Card Playoff
 Jan. 4, 2003, at Lambeau Field, Green Bay*

Undaunted by the storied stadium where his own coach, Dan Reeves, lost in the "Ice Bowl" 35 years before, Michael Vick led Atlanta to a shocking upset before 65,358.

The Packers, the NFL's only 0-0 home team in 2002, had never lost a home playoff (13-0). Brett Favre was without Pro Bowl back Ahman Green (knee) and top receivers Donald Driver (shoulder) and Terry Glenn (concussion) in a futile second-half comeback attempt.

The NFC North champion Packers, who tied for the league's best record and just one week prior had a shot at the NFC home-field advantage, began their offseason much sooner than expected.

Green Bay, without top defender and Pro Bowl safety Darren Sharper (knee), even got a snowstorm but still couldn't corral any momentum. After a Vick touchdown pass gave the Falcons a quick 7-0 lead, Mark Simoneau beat the Packers' protection and blocked Josh Bidwell's punt near Green Bay's end zone. Artie Ulmer smothered the ball for another Atlanta touchdown. Then, Kevin McCadam pushed Tyrone Williams into Green Bay returner Eric Metcalf, and George Layne recovered the muffed punt. Four plays later, T.J. Duckett's TD made it 21-0. The fervent Falcons also stopped the Packers with a goal-line stand.

Favre, who had two interceptions and a fumble, hit Driver with a 14-yard touchdown on the first drive after halftime, but Driver re-injured his dislocated shoulder on the play. It was the 13th straight playoff game in which Favre threw a touchdown pass, tying Dan Marino's NFL record.

| | | | | | | |
|--------------------------|----|----|---|---|---|----|
| Atlanta | 14 | 10 | 3 | 0 | — | 27 |
| Packers | 0 | 0 | 7 | 0 | — | 7 |

Atl — Jefferson 10 pass from Vick (Feely kick)
 Atl — Ulmer 1 return of blocked punt (Feely kick)
 Atl — Duckett 6 run (Feely kick)
 Atl — FG Feely 22
 GB — Driver 14 pass from Favre (Longwell kick)
 Atl — FG Feely 23

ALL-TIME HOME POSTSEASON RECORDS, NFL & AFL TEAMS

| | | | |
|--|-----------|----------|-------------|
| Ari/Pho/STL/Chi Cardinals | 5 | 0 | 1.000 |
| Seattle Seahawks | 12 | 2 | .857 |
| Det. Lions/Portsmouth Spartans | 5 | 1 | .833 |
| New England Patriots | 20 | 4 | .833 |
| Oakland/L.A. Raiders | 19 | 5 | .792 |
| Green Bay Packers | 18 | 5 | .783 |
| Denver Broncos | 17 | 5 | .773 |
| Buffalo Bills | 10 | 3 | .769 |
| Houston Texans | 3 | 1 | .750 |
| Washington Redskins | 13 | 5 | .722 |
| Carolina Panthers | 5 | 2 | .714 |
| Dallas Cowboys | 20 | 9 | .690 |
| San Francisco 49ers | 20 | 9 | .690 |
| Miami Dolphins | 15 | 7 | .682 |
| Pittsburgh Steelers | 21 | 10 | .677 |
| Atlanta Falcons | 6 | 3 | .667 |
| Indianapolis/Baltimore Colts | 12 | 6 | .667 |

| | | | |
|--|------------|------------|-------------|
| Jacksonville Jaguars | 2 | 1 | .667 |
| Philadelphia Eagles | 13 | 7 | .650 |
| New Orleans Saints | 5 | 3 | .625 |
| Minnesota Vikings | 13 | 8 | .619 |
| St. Louis/L.A. Rams | 11 | 7 | .611 |
| Baltimore Ravens | 3 | 2 | .600 |
| Chicago Bears/Staleys | 12 | 8 | .600 |
| Cleveland Browns | 9 | 6 | .600 |
| New York Giants | 12 | 9 | .571 |
| New York Jets | 4 | 3 | .571 |
| Tampa Bay Buccaneers | 4 | 3 | .571 |
| Tennessee Titans/Houston Oilers | 6 | 5 | .545 |
| Cincinnati Bengals | 5 | 5 | .500 |
| San Diego Chargers | 6 | 8 | .429 |
| Kansas City Chiefs/Dallas Texans | 2 | 6 | .250 |
| Totals | 328 | 158 | .675 |

Does not include neutral-site games; through 2016 playoffs



PACKERS 33, SEATTLE 27 (OT)
 2003 NFC Wild Card Playoff

Jan. 4, 2004, at Lambeau Field, Green Bay
 Al Harris returned an interception 52 yards for an overtime touchdown to lift the Packers past the Seattle Seahawks, 33-27.

Harris scored the first defensive touchdown to win an overtime playoff in NFL history. Once he got to the end zone, his teammates tackled him, setting off a wild celebration. Harris answered with a lap around the stadium.

Seattle had tied it with 51 seconds remaining on Shaun Alexander's third 1-yard touchdown run. Then, Packers kicker Ryan Longwell was short on a 47-yard field goal attempt as regulation time expired. Seattle won the coin toss, and quarterback Matt Hasselbeck told the official, "We want the ball, and we're going to score." The Seahawks got the ball, but punted. After Seattle got the ball back, it was Harris who scored on the game's only turnover.

Favre, as usual, thrived in the cold. He set an NFL record by throwing for a touchdown in a 14th straight playoff game and rallied the Packers to a 27-20 lead.

Early on, the Seahawks — who lost, 35-13, in Green Bay the prior October — shut down Ahman Green, who rushed for 1,883 yards in the regular season. But he came on late, particularly on short-yardage plays. After falling behind, 20-13, Green Bay covered 60 yards in 12 plays. Green converted a fourth-and-1 from the 3 before surging into the end zone to tie it with 10:01 left.

Early in overtime, replay helped the Seahawks when Alex Bannister was ruled to have fumbled. But a video review overturned the call, to cascading boos. The game was even on key calls — and in just about every other way. In the first half, Hasselbeck tried to stop his passing motion and lost the ball at the Green Bay 17. Nick Barnett retrieved it and ran for a touchdown, but Seattle head coach Mike Holmgren challenged the call and won.

Javon Walker's 44-yard reception led to Favre's playoff TD record. Favre's 23-yard laser found Bubba Franks at the goal line as defender Damien Robinson fell down. Favre, who threw for 319 yards, was tied with former Dolphins star Dan Marino for the record of 13 straight games.

Longwell's 27-yarder made it 13-6 at halftime, but Seattle tied it with a 75-yard drive to open the second half. Alexander ran in from the 1 on fourth down after left guard Steve Hutchinson caught a deflected pass on the previous play.

Favre moved into third place in career playoff completions (364) and touchdown passes (31), ahead of John Elway.

| | | | | | | | |
|--|----|----|----|----|---|---|----|
| Seattle | 3 | 3 | 14 | 7 | 0 | — | 27 |
| Packers | 0 | 13 | 0 | 14 | 6 | — | 33 |
| Sea — FG J.Brown | 30 | | | | | | |
| GB — FG Longwell | 31 | | | | | | |
| Sea — FG J.Brown | 35 | | | | | | |
| GB — Franks 23 pass from Favre (Longwell kick) | | | | | | | |
| GB — FG Longwell | 27 | | | | | | |
| Sea — Alexander 1 run (J.Brown kick) | | | | | | | |
| Sea — Alexander 1 run (J.Brown kick) | | | | | | | |
| GB — Green 1 run (Longwell kick) | | | | | | | |
| GB — Green 1 run (Longwell kick) | | | | | | | |
| Sea — Alexander 1 run (J.Brown kick) | | | | | | | |
| GB — Harris 52 interception return | | | | | | | |



PHILADELPHIA 20, PACKERS 17 (OT)
 2003 NFC Divisional Playoff

Jan. 11, 2004, at Lincoln Financial Field, Phi.
 Brian Dawkins' overtime interception set up David Akers' winning field goal, but the Eagles really advanced to the NFC title game thanks to Donovan McNabb.

With the Eagles trailing, 17-14, and 1:12 left in regulation, he breathed life into his team with a 28-yard completion to Freddie Mitchell on a fourth-and-26. That, in turn, led to a 37-yard field goal by Akers that sent the game into overtime. McNabb threw for 248 yards and two TDs, and rushed for 107 yards.

Duece Staley had two big runs — one for 22 on the Eagles' first play of their final regulation drive and another of 11 yards in overtime to help set up the winning field goal. Staley's contribution was especially needed with the Eagles missing all-purpose running back Brian Westbrook, who scored 13 touchdowns in the regular season but sat out with a torn triceps muscle.

The Packers (11-7) had won seven of their last eight, including

three straight since Brett Favre's father died just before Christmas. Green Bay became the second NFL team to play consecutive overtime playoff games, joining the 1987 Browns.

The Packers led, 14-7, at halftime, but the Eagles had the momentum after stopping Ahman Green on fourth down from the 1-yard line late in the second quarter.

Green Bay scored twice in the first quarter on passes of 40 and 17 yards from Favre to Robert Ferguson, the first set up by a McNabb fumble. The Eagles countered midway through the second quarter on McNabb's 7-yard TD pass to Staley. It came one play after a 45-yard completion from McNabb to Todd Pinkston. Philadelphia tied it early in the fourth quarter when McNabb scrambled out of trouble and found Pinkston just inside the right pylon from 12 yards out.

Favre's 44-yard pass to Javon Walker set up Ryan Longwell's 21-yard field goal that gave the Packers a 17-14 lead with 10:21 left in the fourth. Favre's 180 yards passing moved him ahead of Dan Marino into third place on the career playoff yardage list.

Green Bay posted eight sacks, a franchise postseason record.

| | | | | | | | |
|--|----|---|---|----|---|---|----|
| Packers | 14 | 0 | 0 | 3 | 0 | — | 17 |
| Philadelphia | 0 | 7 | 0 | 10 | 3 | — | 20 |
| GB — Ferguson 40 pass from Favre (Longwell kick) | | | | | | | |
| GB — Ferguson 17 pass from Favre (Longwell kick) | | | | | | | |
| Phi — Staley 7 pass from McNabb (Akers kick) | | | | | | | |
| Phi — Pinkston 12 pass from McNabb (Akers kick) | | | | | | | |
| GB — FG Longwell | 21 | | | | | | |
| Phi — FG Akers | 37 | | | | | | |
| Phi — FG Akers | 31 | | | | | | |



MINNESOTA 31, PACKERS 17
 2004 NFC Wild Card Playoff

Jan. 9, 2005, at Lambeau Field, Green Bay

Randy Moss caught two touchdown passes and the Vikings rolled to a 31-17 upset victory against the stunned Packers. Green Bay had swept the season series, including a last-second victory at the Metrodome two weeks prior to clinch the NFC North crown and the home field for this showdown at Lambeau Field.

Daunte Culpepper threw four touchdown passes and the Vikings picked off four Brett Favre passes.

Minnesota scored on its first three possessions, jumping out to a 10-0 lead in avenging two 34-31 losses to the Packers, who entered the playoffs as the NFC's hottest team.

The Packers lost Pro Bowl receiver Javon Walker and left tackle Chad Clifton to injuries, but pulled to 24-17 on Najeh Davenport's 1-yard plunge with 13:37 left. Then, two costly defensive penalties set up Culpepper's 34-yard touchdown toss to Moss, giving the Vikings a 14-point cushion with 10:18 remaining.

On the first series, Culpepper lofted the ball over Nick Barnett and Moe Williams broke a tackle, scampering 68 yards for a touchdown 1:40 into the game. After the Packers went three-and-out, the Vikings made it 14-0 on Moss's 20-yard TD catch. Antoine Winfield's interception on the next possession set up Morten Andersen's 35-yard field goal that made it 17-0.


The Packers pulled to 17-10 on Ryan Longwell's 43-yard field goal and Bubba Franks' 4-yard TD catch, and they caught a huge break when Andersen slipped on a 29-yard field goal attempt.

But Walker, who bruised his shin earlier in the second quarter and didn't play after halftime, changed his deep route and Brian Russell intercepted the pass, leading to a Nate Burleson score.

The Packers drove to the Vikings' 8, but Favre was whistled for an illegal forward pass when he scrambled and flung the ball to Walker in the end zone. Then, Longwell missed a 28-yarder.

Favre surpassed No. 2 Dan Marino and No. 3 John Elway on the all-time postseason completions and pass attempts lists, respectively. He also extended his NFL record with a TD pass in a 16th consecutive playoff game.

| | | | | | | |
|---|----|---|---|---|---|----|
| Minnesota | 17 | 7 | 0 | 7 | — | 31 |
| Packers | 3 | 7 | 0 | 7 | — | 17 |
| Min — M.Williams 68 pass from Culpepper (Andersen kick) | | | | | | |
| Min — Moss 20 pass from Culpepper (Andersen kick) | | | | | | |
| Min — FG Andersen | 35 | | | | | |
| GB — FG Longwell | 43 | | | | | |
| GB — Franks 4 pass from Favre (Longwell kick) | | | | | | |
| Min — Burleson 19 pass from Culpepper (Andersen kick) | | | | | | |
| GB — Davenport 1 run (Longwell kick) | | | | | | |
| Min — Moss 34 pass from Culpepper (Andersen kick) | | | | | | |



PACKERS 42, SEATTLE 20

2007 NFC Divisional Playoff
 Jan. 12, 2008, at Lambeau Field, Green Bay
 In near-whiteout conditions that turned Lambeau into a "Winter Wonderland," the Packers overcame an early 14-0 deficit by scoring touchdowns on six consecutive possessions and easily advanced to their first NFC championship since 1997.

Running back Ryan Grant fumbled twice in the game's first 69 seconds, setting up both of the Seahawks' early scores. But Grant bounced back to rush for 201 yards and three touchdowns, both franchise playoff records, while Brett Favre was an efficient 18 of 23 for 173 yards and three TDs. Favre's 78.26 completion percentage broke his own single-game Green Bay playoff record.

The Packers had erased the early 14-point deficit by the end of the first quarter with scoring drives of 64 and 69 yards, and then took the lead for good early in the second quarter. On the period's opening play, Atari Bigby's big hit on Seattle tight end Marcus Pollard after a short reception jarred the ball loose, and Aaron Kampman recovered at the Seahawks' 18-yard line. Three plays later, Favre found Greg Jennings on a short 2-yard lob pass for the receiver's second TD of the game to make it 21-14.

The defense limited the Seahawks to just two field goals the rest of the way, and by game's end the Packers had amassed huge advantages in total yards (408-200) and time of possession (34:00 to 26:00).

Grant compiled his 201 yards in less than 3½ quarters, coming out of the game for good with 10 minutes left in the contest. He broke off four runs of 24 yards or longer on the day, including a memorable 43-yard scamper down the left sideline when the snowstorm was at its heaviest late in the third quarter.

| | | | | | | | |
|---------|-------|---|----|---|---|---|----|
| Seattle | | 14 | 3 | 3 | 0 | — | 20 |
| Packers | | 14 | 14 | 7 | 7 | — | 42 |
| Sea | — | Alexander 1 run (Brown kick) | | | | | |
| Sea | — | Engram 11 pass from Hasselbeck (Brown kick) | | | | | |
| GB | — | Jennings 15 pass from Favre (Crosby kick) | | | | | |
| GB | — | Grant 1 run (Crosby kick) | | | | | |
| GB | — | Jennings 2 pass from Favre (Crosby kick) | | | | | |
| Sea | — | FG Brown 29 | | | | | |
| GB | — | Grant 3 run (Crosby kick) | | | | | |
| GB | — | Jackson 13 pass from Favre (Crosby kick) | | | | | |
| Sea | — | FG Brown 27 | | | | | |
| GB | — | Grant 1 run (Crosby kick) | | | | | |



N.Y. GIANTS 23, PACKERS 20 (OT)

2007 NFL Championship
 Jan. 20, 2008, at Lambeau Field, Green Bay

On a frigid Sunday evening that featured a game-time temperature of minus-1 and wind chill of minus-23, Lawrence Tynes sent the Giants to the Super Bowl with a 47-yard field goal 2 minutes, 35 seconds into overtime.

The third-coldest contest in NFL championship game history was close throughout, with the Packers overcoming an early 6-0 deficit on a 90-yard touchdown pass from Brett Favre to Donald Driver in the second quarter. It marked the longest play from scrimmage in Green Bay postseason annals.

A 20-yard reception by Driver, whose 141 receiving yards rank as the third most in franchise playoff history, set up a Mason Crosby field goal to give the Packers a 10-6 halftime advantage.


The two teams traded touchdowns on three consecutive possessions in the third quarter, with Ahmad Bradshaw's 4-yard scoring run putting the Giants on top, 20-17. Two plays into the fourth quarter, Favre's pass was intercepted by R.W. McQuarters near the goal line, but on the return Ryan Grant stripped the ball from McQuarters right into the hands of Mark Tauscher at the New York 19-yard line. The Packers capitalized with a game-tying field goal with 11:46 left.

The Giants had two chances to win the game in regulation, but Tynes missed field goal tries of 43 and 36 yards, the latter coming as time expired.

The Packers won the toss for overtime, but on the second play of the fifth period Favre's pass for Driver was intercepted by Corey Webster and returned to the Green Bay 34. Four plays later Tynes got a third shot at a game-winner and delivered.

| | | | | | | | | |
|-------------|-------|---|----|----|---|---|---|----|
| N.Y. Giants | | 3 | 3 | 14 | 0 | 3 | — | 23 |
| Packers | | 0 | 10 | 7 | 3 | 0 | — | 20 |
| NY | — | FG Tynes 29 | | | | | | |
| NY | — | FG Tynes 37 | | | | | | |
| GB | — | Driver 90 pass from Favre (Crosby kick) | | | | | | |
| GB | — | FG Crosby 36 | | | | | | |
| NY | — | Jacobs 1 run (Tynes kick) | | | | | | |
| GB | — | Lee 12 pass from Favre (Crosby kick) | | | | | | |
| NY | — | Bradshaw 4 run (Tynes kick) | | | | | | |
| GB | — | FG Crosby 37 | | | | | | |
| NY | — | FG Tynes 47 | | | | | | |





ARIZONA 51, PACKERS 45 (OT)

*2009 NFC Wild Card Playoff
Jan. 10, 2010, at Univ. of Phoenix Stadium, Glendale*
In the highest-scoring postseason game in NFL history, the Packers fell to the Cardinals when quarterback Aaron Rodgers was sacked by Michael Adams and fumbled the ball into the arms of Karlos Dansby, who returned it 17 yards for the game-winning score just 1 minute, 18 seconds into overtime.

The shootout featured Green Bay playoff records of 493 total yards, 423 yards passing from Rodgers and 159 yards receiving from tight end Jermichael Finley. Rodgers also tied team postseason marks with four TD passes and 28 completions. Arizona's Kurt Warner was even better, though, going 29 of 33 for 379 yards and five TDs.

The Packers turned the ball over on two of their first three plays from scrimmage, and the Cardinals capitalized with two touchdowns. That lead was extended to 31-10 early in the third quarter before Green Bay rallied.

The Packers scored touchdowns on five consecutive second-half possessions to tie the game at 45, and the contest went to overtime when Arizona kicker Neil Rackers pulled a 34-yard field goal attempt wide left with nine seconds left in regulation.

Green Bay won the coin toss and got the ball to start the extra session, but on third-and-6 from their own 24, the Packers turned the ball over for a third and fatal time.

| | | | | | | | |
|----------------------|---|----|----|----|---|---|----|
| Packers | 0 | 10 | 14 | 21 | 0 | — | 45 |
| Arizona | 17 | 7 | 14 | 7 | 6 | — | 51 |
| Ariz — | Hightower 1 run (Rackers kick) | | | | | | |
| Ariz — | Doucet 15 pass from Warner (Rackers kick) | | | | | | |
| Ariz — | FG Rackers 23 | | | | | | |
| GB — | Rodgers 1 run (Crosby kick) | | | | | | |
| Ariz — | Doucet 15 pass from Warner (Rackers kick) | | | | | | |
| GB — | FG Crosby 20 | | | | | | |
| Ariz — | Fitzgerald 33 pass from Warner (Rackers kick) | | | | | | |
| GB — | Jennings 6 pass from Rodgers (Crosby kick) | | | | | | |
| GB — | Nelson 11 pass from Rodgers (Crosby kick) | | | | | | |
| Ariz — | Fitzgerald 11 pass from Warner (Rackers kick) | | | | | | |
| GB — | J. Jones 30 pass from Rodgers (Crosby kick) | | | | | | |
| GB — | Kuhn 1 run (Crosby kick) | | | | | | |
| Ariz — | Breaston 17 pass from Warner (Rackers kick) | | | | | | |
| GB — | Havner 11 pass from Rodgers (Crosby kick) | | | | | | |
| Ariz — | Dansby 17 fumble return | | | | | | |



PACKERS 21, PHILADELPHIA 16

*2010 NFC Wild Card Playoff
Jan. 9, 2011, at Lincoln Financial Field, Phi.*
Trailing by five and looking at a first-and-10 from the Green Bay 27-yard line with 44 seconds remaining in the game, Eagles quarterback Michael Vick went for it all.

Fortunately for the Packers, Tramon Williams was ready.

Locked in coverage against wide receiver Riley Cooper, the cornerback turned and snatched the ball out of the air in the end zone, sealing the victory for Green Bay, and handing Aaron Rodgers the first postseason win of his career.

The Packers' quarterback connected on 18 of 27 passes for 180 yards and three touchdowns, and was aided by a newfound balance forged by the breakout performance of rookie running back James Starks.

Starks, a sixth-round pick who was beset by injuries and appeared in just three games during the regular season, set a franchise rookie postseason record with 123 yards on 23 carries, repeatedly gashing the Philadelphia defense.

The Packers' defense, led by Clay Matthews, Charles Woodson and a host of others, executed an aggressive game plan designed to contain the explosive Vick. They held him to just 33 yards rushing, and Philadelphia's 16 points were the fewest surrendered by Green Bay in a road playoff game since the 1997 NFC Championship Game, the last time the franchise won on the road in the postseason.

| | | | | | | |
|---------------------------|--|---|---|---|---|----|
| Packers | 7 | 7 | 7 | 0 | — | 21 |
| Philadelphia | 0 | 3 | 7 | 6 | — | 16 |
| GB — | Crabtree 7 pass from Rodgers (Crosby kick) | | | | | |
| GB — | J.Jones 9 pass from Rodgers (Crosby kick) | | | | | |
| Phi — | FG Akers 29 | | | | | |
| Phi — | Avant 24 pass from Vick (Akers kick) | | | | | |
| GB — | Adams 16 pass from Rodgers (Crosby kick) | | | | | |
| Phi — | Vick 1 run (pass failed) | | | | | |



PACKERS 48, ATLANTA 21

*2010 NFC Divisional Playoff
Jan. 15, 2011, at Georgia Dome, Atlanta*

The Atlanta Falcons entered their divisional round matchup against the Packers with the No. 1 seed in the NFC, home-field advantage throughout the playoffs, and a well-rested, veteran team set to take the field in front of more than 69,000 fans inside the Georgia Dome.


Green Bay entered with Aaron Rodgers, Tramon Williams and the momentum of having won three consecutive elimination games, and that was all the Packers would need to keep their playoff journey alive.

Just six days after clinching the Wild Card win at Philadelphia with a leaping interception in the end zone late in the fourth quarter, Williams outdid himself in Atlanta. He intercepted Pro Bowl quarterback Matt Ryan twice, the second of which was a virtual backbreaker he returned 70 yards for a touchdown as time expired in the first half. The momentum-changing play extended Green Bay's lead to 28-14 and sucked the life out of what had been a charged home crowd.

While Williams stole the show on defense, Rodgers put on one of the greatest individual performances in NFL postseason history. In a display of passing precision seldom seen on such a big stage, he completed 31 of 36 passes for 366 yards and three touchdowns through the air, also adding one on the ground. His ability to escape pressure, extend plays and deliver accurate throws downfield had the offense in rhythm from the opening gun, and had the Falcons defense searching for answers.

Throughout the game, the Packers compromised the identity Atlanta had established during their 13-3 regular season. The Falcons ranked No. 3 in the NFL in both time of possession and turnover margin during the regular season, but possessed the ball for only 21:41 and committed a total of four turnovers. They also boasted the NFC's leading rusher in standout back Michael Turner, but on this night, he was limited to just 39 yards, matching a season low.

| | | | | | | |
|----------------------|---|----|----|---|---|----|
| Packers | 0 | 28 | 14 | 6 | — | 48 |
| Atlanta | 7 | 7 | 0 | 7 | — | 21 |
| Atl — | Turner 12 run (Bryant kick) | | | | | |
| GB — | Nelson 6 pass from Rodgers (Crosby kick) | | | | | |
| Atl — | Weems 102 kickoff return (Bryant kick) | | | | | |
| GB — | Kuhn 1 run (Crosby kick) | | | | | |
| GB — | Jones 20 pass from Rodgers (Crosby kick) | | | | | |
| GB — | Williams 70 interception return (Crosby kick) | | | | | |
| GB — | Rodgers 7 run (Crosby kick) | | | | | |
| GB — | Kuhn 7 pass from Rodgers (Crosby kick) | | | | | |
| Atl — | White 6 pass from Ryan (Bryant kick) | | | | | |
| GB — | FG Crosby 43 | | | | | |
| GB — | FG Crosby 32 | | | | | |



PACKERS 21, CHICAGO 14

2010 NFC Championship
Jan. 23, 2011, at Soldier Field, Chicago

A touchdown-saving tackle by a quarterback, a pair of interceptions by an undrafted rookie, and an interception return for a touchdown by a nose tackle. An improbable script to be sure, but one that played out in the NFC Championship Game at Soldier Field.

In what appeared to be an illustration of him picking up where he had left off the previous week at Atlanta, Aaron Rodgers led a pair of early scoring drives that staked Green Bay to a 14-0 halftime lead.

On the offense's first possession of the second half, Rodgers again led the unit inside the Chicago 10-yard line en route to what would seemingly be an insurmountable three-possession advantage. On third-and-goal, however, the quarterback was uncharacteristically intercepted at the 6 by veteran linebacker Brian Urlacher, who immediately embarked on a long return with most of the offensive players in his wake. Rodgers, the last man to beat, held his angle and dove at Urlacher's legs, tripping him up at the Chicago 45. The tackle ultimately kept the Bears off the scoreboard, as Chicago was forced to punt on the ensuing possession.

The Green Bay defense was once again outstanding in the early going, forcing five punts and an interception on Chicago's six first-half possessions. Rookie cornerback Sam Shields led the way by becoming the first rookie in NFL history to record a sack and an interception in a playoff game, accomplishing the feat on successive Bears possessions to close the first half.

Bears quarterback Jay Cutler was unable to move the ball with any regularity and also suffered a knee injury just before halftime. Following the first drive of the second half, he was replaced because of the injury by backup Todd Collins. The Packers' defense quickly rendered Collins ineffective, and he was benched after two possessions in favor of seldom-used third-stringer Caleb Hanie.


To the surprise of many, Hanie led the Bears on a 67-yard scoring drive at the start of the fourth quarter, tightening Green Bay's lead to 14-7. Two possessions later, Chicago took over at its own 10 and on third-and-5, Hanie was intercepted by nose tackle B.J. Raji, who then lumbered 18 yards for an unlikely albeit memorable touchdown that pushed the score to 21-7.

Refusing to quit, Hanie and the Bears' offense responded quickly, driving 60 yards on four plays, and finishing with a 35-yard touchdown on a catch-and-run by wide receiver Earl Bennett.

After a quick three-and-out by Green Bay, the Bears used 12 plays to get the ball to the Packers' 29-yard line. On a fateful fourth-and-5, Hanie looked deep over the middle but was intercepted by Shields, his second of the game. Green Bay knelt down to run out the clock and the celebration ensued.

The Packers were presented the Halas Trophy inside the visitors' locker room and were set to begin preparations for the franchise's first Super Bowl appearance in 13 years, Super Bowl XLV at Cowboys Stadium in Arlington, Texas.

| | | | | | | |
|--|---|---|---|----|---|----|
| Packers | 7 | 7 | 0 | 7 | — | 21 |
| Chicago | 0 | 0 | 0 | 14 | — | 14 |
| GB — Rodgers 1 run (Crosby kick) | | | | | | |
| GB — Starks 4 run (Crosby kick) | | | | | | |
| Chi — Taylor 1 run (Gould kick) | | | | | | |
| GB — Raji 18 interception return (Crosby kick) | | | | | | |
| Chi — Bennett 35 pass from Hanie (Gould kick) | | | | | | |



N.Y. GIANTS 37, PACKERS 20

2011 NFC Divisional Playoff
Jan. 15, 2012, at Lambeau Field, Green Bay

The Packers had almost forgotten the feeling. After winning six consecutive elimination games to close out the 2010 season as world champions and then storming through the 2011 regular season with a franchise-best 15-1 record, the concept of defeat had become somewhat unfamiliar.

Unfortunately, these Packers picked the wrong day to play their sloppiest game of what had to that point been a fantastic

season. Green Bay fell victim to a series of uncharacteristic, costly turnovers and a leaky pass defense that allowed Giants quarterback Eli Manning to throw for 330 yards and three TDs, leading to the elimination of the top-seeded home team in front of a capacity crowd at Lambeau Field.

The two sides traded field goals on their opening possessions, but Manning found wide receiver Hakeem Nicks for a 66-yard touchdown later in the first quarter to put New York on top 10-3. It wasn't the last time Nicks would haunt the Packers.

The second of the receiver's first-half touchdowns was a far more crushing blow, one that came on the final play of the second quarter when he hauled in a 37-yard Hail Mary throw from Manning amidst multiple Green Bay defenders in the end zone, giving the Giants a 20-10 halftime lead.

The turnover epidemic that had begun to befall the Packers' offense late in the second quarter continued when quarterback Aaron Rodgers was stripped in the pocket on the opening drive of the second half, his first lost fumble of the season. The Green Bay defense stood tall in the third frame however, keeping the Giants off the board and allowing a Mason Crosby field goal to pull the Packers to within a touchdown at 20-13 to start the fourth.

But for a team that set a franchise record with just 14 giveaways in the regular season, it was the turnovers that were the ultimate difference in the game. Running back Ryan Grant fumbled following a reception with the Packers driving near midfield, trailing just 23-13 midway through the final quarter.

The Giants would score a touchdown on the very next play, and then again four minutes later, while also recovering an onside kick attempt, thus silencing any chance of a late Green Bay comeback.

| | | | | | | |
|--|----|----|---|----|---|----|
| N.Y. Giants | 10 | 10 | 0 | 17 | — | 37 |
| Packers | 3 | 7 | 3 | 7 | — | 20 |
| NY — FG Tynes 31 | | | | | | |
| GB — FG Crosby 47 | | | | | | |
| NY — Nicks 66 pass from Manning (Tynes kick) | | | | | | |
| GB — Kuhn 8 pass from Rodgers (Crosby kick) | | | | | | |
| NY — FG Tynes 23 | | | | | | |
| NY — Nicks 37 pass from Manning (Tynes kick) | | | | | | |
| GB — FG Crosby 35 | | | | | | |
| NY — FG Tynes 35 | | | | | | |
| NY — Manningham 4 pass from Manning (Tynes kick) | | | | | | |
| GB — Driver 16 pass from Rodgers (Crosby kick) | | | | | | |
| NY — Jacobs 14 run (Tynes kick) | | | | | | |



PACKERS 24, MINNESOTA 10

2012 NFC Wild Card Playoff
Jan. 5, 2013, at Lambeau Field, Green Bay

Having split their two-game divisional series during the regular season, the border rivals squared off in a Wild Card game just six days after they'd met in a Week 17 finale at Minnesota.

It was in that game that a last-second field goal gave the Vikings the victory, earning them a playoff berth as the NFC's No. 6 seed and a trip to Lambeau Field to face the NFC North champion Packers in the opening round of the single-elimination tournament.

Members of a unit that had surrendered a total of 409 yards to All-Pro running back Adrian Peterson in the teams' two December meetings, Packers defenders vowed during the practice week that the explosive ball-carrier would not torment them again.

And they held true to that promise.

Aided by an inactive list that featured Vikings starting quarterback Christian Ponder (who was sidelined by an elbow injury), the defense kept Peterson in check throughout the game, limiting him to just 99 yards on 22 carries (4.5 avg.), his second-lowest rushing total since Week 7 of the regular season.

Offensively for the Packers, Aaron Rodgers led a balanced attack that scored 24 unanswered points after the Vikings opened the game with a field goal on their opening drive.

Fullback John Kuhn scored both rushing and receiving touchdowns to cap drives going into and coming out of halftime, extending the Green Bay lead to 24-3 with 9:25 remaining in the third quarter and making an already uphill climb for the beleaguered Minnesota offense even steeper.

Backup quarterback Joe Webb hadn't attempted a pass during the regular season and was repeatedly pressured by the Packers' attacking front. Linebacker Clay Matthews led the way with two sacks, also forcing and recovering a fumble by Webb late in the third quarter.

Matthews' fumble recovery was part of a three-turnover effort by

2012 NFC Wild Card Playoff, continued

the Packers, one that also featured an interception by cornerback Sam Shields and the recovery of a muffed punt by linebacker Dezman Moses on special teams.

Webb connected with wide receiver Michael Jenkins for a touchdown with 3:39 remaining in the fourth quarter, but finished the game 11 of 30 passing for 180 yards.

Unfortunately for the Vikings, that wasn't enough to dethrone the division champions on their home field.

| | | | | | | |
|------------------------|-----------------------------------|----|---|---|---|----|
| Minnesota | 3 | 0 | 0 | 7 | — | 10 |
| Packers | 7 | 10 | 7 | 0 | — | 24 |
| Min — FG Walsh | 33 | | | | | |
| GB — Harris | 9 run (Crosby kick) | | | | | |
| GB — FG Crosby | 23 | | | | | |
| GB — Kuhn | 3 run (Crosby kick) | | | | | |
| GB — Kuhn | 9 pass from Rodgers (Crosby kick) | | | | | |
| Min — Jenkins | 50 pass from Webb (Crosby kick) | | | | | |

**SAN FRANCISCO 45, PACKERS 31**

2012 NFC Divisional Playoff

Jan. 12, 2013, at Candlestick Park, San Francisco

Cornerback Sam Shields raced down the sideline for a 52-yard interception return for a touchdown on the game's opening drive, and it appeared the Packers might be recapturing their divisional playoff magic. It was just two years earlier, in the 2010 postseason, that the Packers marched into Atlanta against the higher-seeded Falcons and dismantled them on their home field, furthering their momentum en route to the Super Bowl.

But this wasn't 2010, and these were not the Atlanta Falcons.

San Francisco quarterback Colin Kaepernick lifted himself off the turf after missing a tackle on Shields, took a deep breath, and went on to deliver a statistically dominating dual-threat performance.

The second-year passer recovered from his early turnover to repeatedly gash the Packers' defense with both his arm and legs during the game. He was particularly deadly carrying the ball, both on scrambles to escape pressure and on read-option plays the 49ers designed to take advantage of his speed and athletic ability.

By game's end, Kaepernick had carried 16 times for 181 yards (11.3 avg.), an NFL record for a quarterback in both the regular and postseasons. Following the early INT, he sharpened his precision throwing the ball and finished the game having completed 17 of 31 attempts for 263 yards and two TDs. Several of his throws went in the direction of wide receiver Michael Crabtree, who finished with nine catches for 119 yards (13.2 avg.) and a pair of second-quarter TDs that capitalized on Green Bay turnovers to help San Francisco recover from the initial deficit.

Despite the miscues, the Packers hung tough throughout the first half, answering the 49ers' offense with two 80-yard touchdown drives of their own. They pulled to within three points entering halftime, and a 31-yard field goal by kicker Mason Crosby tied the game at 24-24 with 8:25 remaining in the third quarter.

But it was at that point that the San Francisco offense went into overdrive. On the third play of the ensuing possession, Kaepernick faked a handoff to the inside and bolted off of the right edge, going untouched down the sideline for a 56-yard score.

The 49ers regained possession just two minutes later and traveled 93 yards for another touchdown, this time cashing in on a 2-yard run by Frank Gore on the opening play of the fourth quarter to extend the lead to 38-24.

All told, the 49ers' offense amassed 579 yards and the Packers were unable to ultimately overcome costly turnovers in the divisional round for the second consecutive year, leading to an early postseason exit for a team that appeared to be getting healthy and peaking at just the right time.

| | | | | | | |
|----------------------------|--------------------------------------|----|---|----|---|----|
| Packers | 14 | 7 | 3 | 7 | — | 31 |
| San Francisco | 7 | 17 | 7 | 14 | — | 45 |
| GB — Shields | 52 interception return (Crosby kick) | | | | | |
| SF — Kaepernick | 20 run (Akers kick) | | | | | |
| GB — Harris | 18 run (Crosby kick) | | | | | |
| SF — Crabtree | 12 pass from Kaepernick (Akers kick) | | | | | |
| SF — Crabtree | 20 pass from Kaepernick (Akers kick) | | | | | |
| GB — J.Jones | 20 pass from Rodgers (Crosby kick) | | | | | |
| SF — FG Akers | 26 | | | | | |
| GB — FG Crosby | 31 | | | | | |
| SF — Kaepernick | 56 run (Akers kick) | | | | | |
| SF — Gore | 2 run (Akers kick) | | | | | |
| SF — Dixon | 2 run (Akers kick) | | | | | |
| GB — G.Jennings | 3 pass from Rodgers (Crosby kick) | | | | | |

**SAN FRANCISCO 23, PACKERS 20**

2013 NFC Wild Card Playoff

Jan. 5, 2014, at Lambeau Field, Green Bay

Nearly an entire calendar year had passed since San Francisco defeated Green Bay in the 2012 playoffs, yet the Packers and 49ers once again found themselves in familiar territory when January rolled around. Unlike the previous season, when the two teams met at Candlestick Park in the divisional round, the 2013 chapter of this rekindled rivalry was played in frigid temperatures at Lambeau Field.

Although the 2013 Packers faced question marks throughout the season due to an unprecedented number of injuries to key players, the team had always been able to rely on one thing — its resiliency. Only a week earlier, quarterback Aaron Rodgers returned from a broken collarbone to lead a game-winning, fourth-quarter touchdown drive against the Chicago Bears to clinch the NFC North, and the newly healthy team seemed to have adopted a never-say-die attitude that it was hoping to retain throughout the postseason.

When fullback John Kuhn plunged into the end zone from 1 yard out to give the Packers a 17-13 lead early in the fourth quarter, it appeared as if the Packers were destined to continue the resilient trend that they had displayed throughout the season.

However, the lead was short-lived, as a series of big plays on San Francisco's ensuing possession quelled the home team's momentum. Following a 37-yard kickoff return by running back LaMichael James, 49ers quarterback Colin Kaepernick triggered memories of the 2012 NFC Divisional playoff contest, dashing around left end on third-and-4 for a gain of 24 yards to the Green Bay 33. After a defensive holding penalty moved the ball to the Green Bay 28, Kaepernick found tight end Vernon Davis down the seam for the go-ahead score.

Trailing 20-17, Rodgers once again drove the Packers deep into 49ers' territory, but the drive stalled at the San Francisco 6 and the Packers were forced to settle for a Mason Crosby field goal that knotted the score at 20-20.

Needing only a field goal to send his team to the divisional round, Kaepernick took the field with just over five minutes remaining in regulation and set his sights on his third straight victory over the Packers. After completing an 11-yard strike to wide receiver Michael Crabtree, Kaepernick took a shotgun snap on second-and-10 from the San Francisco 31 and nearly committed a devastating error. Looking to his left, Kaepernick rifled a pass to receiver Anquan Boldin, who was in the midst of running a short out route to the left sideline. Rookie cornerback Micah Hyde, who had lined up as the nickel corner to cover Boldin in the slot, timed his jump perfectly and leapt in front of Kaepernick's pass, only to have the ball slip through his fingers, providing the 49ers' offense with a second chance.

That was all San Francisco needed, as Kaepernick completed a 17-yarder to Michael Crabtree on the following play and drove his team the rest of the way to set up a game-winning field goal attempt from the Packers' 15. Veteran kicker Phil Dawson drilled the kick as time expired and the Packers' season ended earlier than the Lambeau faithful had hoped.

| | | | | | | |
|----------------------------|---------------------------------------|----|---|----|---|----|
| San Francisco | 6 | 7 | 0 | 10 | — | 23 |
| Packers | 0 | 10 | 0 | 10 | — | 20 |
| SF — FG Dawson | 22 | | | | | |
| SF — FG Dawson | 25 | | | | | |
| GB — Nelson | 5 pass from Rodgers (Crosby kick) | | | | | |
| SF — Gore | 10 run (Dawson kick) | | | | | |
| GB — FG Crosby | 34 | | | | | |
| GB — Kuhn | 1 run (Crosby kick) | | | | | |
| SF — Davis | 28 pass from Kaepernick (Dawson kick) | | | | | |
| GB — FG Crosby | 24 | | | | | |
| SF — FG Dawson | 33 | | | | | |



PACKERS 26, DALLAS 21

2014 NFC Divisional Playoff

Jan. 11, 2015, at Lambeau Field, Green Bay

Green Bay earned a bye in the postseason after winning their fourth consecutive NFC North title with a 12-4 record. The Packers finished 8-0 at home during the regular season for the 13th time in franchise history and the second time under Head Coach Mike McCarthy.

The Packers welcomed the longtime NFC rival Dallas Cowboys, who also finished an NFL-best 12-4, to Lambeau Field for the first time in the postseason since the 1967 NFL Championship, most commonly known as the "Ice Bowl."

Both teams entered the game after home victories over the Detroit Lions, Green Bay in Week 17 to win the division and Dallas in the Wild Card round. Each team also had a quarterback who overcame injuries during the season and finished in the top two in the NFL in passer rating.

The Packers and Cowboys exchanged touchdowns in the first quarter. Green Bay started it off with a 10-play, 60-yard drive that ended with Aaron Rodgers moving around the pocket on his injured calf to find Andrew Quarless for a score from 4 yards out. Dallas responded on the following drive, going 62 yards in 12 plays as Tony Romo connected with FB Tyler Clutts for a 1-yard touchdown.

On the next drive, Jeremy Mincey recovered a Rodgers fumble at the Dallas 36-yard line and three plays later Romo found Terrance Williams on a 38-yard touchdown pass to go up, 14-7. After a Packers punt, the Cowboys drove to the Green Bay 27-yard line where they faced a third-and-1. A botched shotgun snap caused Romo to take a 5-yard loss and forced Dallas to attempt a 50-yard field goal that was blocked by Datone Jones and gave the Packers the ball at their own 40-yard line with 29 seconds left in the half. Rodgers completed three passes in four plays to travel 38 yards and set up a 40-yard field goal attempt. Mason Crosby converted it as time expired, cutting Dallas' lead to 14-10 at halftime.

After Romo stalled on the opening drive of the second half, the Packers defense came up big. Julius Peppers leaped to force a DeMarco Murray fumble that Jones recovered at the Cowboys' 44-yard line. Fueled by a 29-yard run by Eddie Lacy, the Packers reached the Dallas 12-yard line before settling for a 30-yard field goal to pull within one point. On the ensuing drive, the Cowboys used a mix of pass and run plays to drive 80 yards in six plays, with Murray finishing it off with a 1-yard touchdown run to take a 21-13 lead. Rodgers led the Packers right back down the field, completing four passes, including a 26-yarder to Randall Cobb and a 46-yard touchdown to Davante Adams on third-and-15 to get back within one point.

The Green Bay defense finished the third quarter with a Nick Perry sack of Romo, and then on the first play of the fourth quarter, Perry teamed with Mike Daniels to sack Romo to force a third-and-23 that Dallas did not convert. After a punt, Rodgers stayed hot, driving the Packers 80 yards with seven completed passes that included finding Richard Rodgers for a 13-yard score. After a failed two-point attempt, Green Bay was up, 26-21, with 9:10 left in the fourth quarter.

Following the kickoff, Murray recorded a 30-yard run to the Dallas 48-yard line. The Cowboys continued to the Packers' 32-yard line, where they faced a fourth-and-2 with just under five minutes to play. Romo launched a pass down the left sideline, where Sam Shields was covering Dez Bryant, who leaped to grab the ball on a play that was initially ruled a catch at the 1-yard line. After the Packers challenged, it was ruled incomplete since Bryant did not maintain possession through the ground. Green Bay ran off the remaining 4:06 by converting two third downs with a 26-yard completion to Adams and a 12-yard diving catch by Cobb.

| | | | | | | | |
|---------|-------|--|---|----|---|---|----|
| Dallas | | 7 | 7 | 7 | 0 | — | 21 |
| Packers | | 7 | 3 | 10 | 6 | — | 26 |
| GB | — | Quarless 4 pass from A.Rodgers (Crosby kick) | | | | | |
| Dal | — | Clutts 1 pass from Romo (Bailey kick) | | | | | |
| Dal | — | Williams 38 pass from Romo (Bailey kick) | | | | | |
| GB | — | FG Crosby 40 | | | | | |
| GB | — | FG Crosby 30 | | | | | |
| Dal | — | Murray 1 run (Bailey kick) | | | | | |
| GB | — | Adams 46 pass from A.Rodgers (Crosby kick) | | | | | |
| GB | — | R.Rodgers 13 pass from A.Rodgers (pass failed) | | | | | |



SEATTLE 28, PACKERS 22 (OT)

2014 NFC Championship

Jan. 18, 2015, at CenturyLink Field, Seattle

Green Bay made its second trip of the season to Seattle after opening at the defending Super Bowl champions in Week 1. It marked the Packers' third NFC championship appearance in the past eight years (2007 and 2010).

The Packers opened the game by driving all the way down to the Seahawks' 29-yard line, but the drive stalled, and on third down Richard Sherman intercepted Aaron Rodgers in the end zone. Green Bay's defense would pick their MVP quarterback up by forcing a turnover three plays later when Ha Ha Clinton-Dix intercepted Russell Wilson, giving the offense the ball back at the Seattle 19-yard line. It took the Packers just two plays to go 18 yards, but runs by John Kuhn and Eddie Lacy were stuffed and Mason Crosby connected from 18 yards out to give Green Bay a 3-0 lead. On the ensuing kickoff, Brad Jones forced and Morgan Burnett recovered a fumble by Doug Baldwin at the Seahawks' 23-yard line, but the Packers would once again have to settle for a field goal to take a 6-0 lead after making it down to the 1-yard line.

After a three-and-out by Seattle, the Packers would take over at their own 44-yard line, and a mix of pass and run fueled a seven-play, 56-yard drive that was capped with a Rodgers-to-Randall Cobb 13-yard touchdown. Up 13-0 entering the second quarter, Green Bay's defense again did not let Seattle gain a first down and Micah Hyde returned a Jon Ryan punt 29 yards to the Seattle 33-yard line. It was the third and final time in the game that the Packers would start a drive inside Seattle territory, and just like the previous two, Green Bay would settle for a field goal, this time from 40 yards to take a 16-0 lead with just under 10 minutes to play in the second quarter. The teams combined for three turnovers on the next three drives: an interception by Clinton-Dix that gave Green Bay the ball at their own 32-yard line, an interception by Byron Maxwell that was returned five yards to the Seattle 31-yard line, and an interception by Sam Shields in the end zone. Clinton-Dix became just the third rookie (Joe Laws, Shields) and sixth player in team history to record two interceptions in a postseason game, while Shields registered his fifth career postseason interception, the most in franchise history.

The second half opened with three-and-outs by both teams before Seattle would get on the board for the first time. After driving to the Packers' 19-yard line in 10 plays, the Seahawks faced a fourth-and-10. Seattle punter/holder Ryan took the snap and rolled to his left, where he lofted a pass to Garry Gilliam for a 19-yard touchdown, cutting Green Bay's lead to nine points.

Both teams stalled on drives late in the third quarter and the fourth started with a 32-yard run by James Starks to the Seattle 43-yard line. The Seahawks defense again stood up in their own territory and forced the Packers to settle for a 48-yard field goal to go up, 19-7. Green Bay's defense responded by forcing Seattle to punt from the 50-yard line with seven minutes to play. After a three-and-out, Green Bay punted and the Seahawks took over on their own 46-yard line. On the next play, Burnett intercepted Wilson, returning it 4 yards to the Packers' 43-yard line. Three runs by Lacy did not earn a first down and a 30-yard punt by Tim Masthay left Seattle with the ball at their own 31-yard line with 3:52 to play. The Seahawks used a total of 12 offensive plays and one recovered outside kick to tally 15 points and take a 22-19 lead with 1:25 left in the fourth quarter. Rodgers completed three passes and scrambled for 12 yards to set up Crosby for a 48-yard field goal to tie the game at 22 with 11 seconds left.

Seattle won the toss in overtime and Wilson found Jermaine Kearse for an over-the-shoulder 35-yard touchdown on their opening drive to win by six.

| | | | | | | | | |
|---------|-------|---|---|---|----|---|---|----|
| Packers | | 13 | 3 | 0 | 6 | 0 | — | 22 |
| Seattle | | 0 | 0 | 7 | 15 | 6 | — | 28 |
| GB | — | FG Crosby 18 | | | | | | |
| GB | — | FG Crosby 19 | | | | | | |
| GB | — | Cobb 13 pass from A.Rodgers (Crosby kick) | | | | | | |
| GB | — | FG Crosby 40 | | | | | | |
| Sea | — | Gilliam 19 pass from Ryan (Hauschka kick) | | | | | | |
| GB | — | FG Crosby 48 | | | | | | |
| Sea | — | Wilson 1 run (Hauschka kick) | | | | | | |
| Sea | — | Lynch 24 run (Wilson-Wilson pass) | | | | | | |
| GB | — | FG Crosby 48 | | | | | | |
| Sea | — | Kearse 35 pass from Wilson | | | | | | |



PACKERS 35, WASHINGTON 18

2015 NFC Wild Card Playoff
Jan. 10, 2016, at FedExField, Landover

Green Bay made the postseason for the 31st time in franchise history and set a record by making its seventh consecutive appearance (2009-15). The Packers traveled to face the NFC East champion Washington Redskins, who had won their final four regular-season games. It was the second consecutive year Green Bay faced the winner of the NFC East division, having defeated the Dallas Cowboys, 26-21, at Lambeau Field, in the Wild Card round of the 2014 playoffs.

The game did not start out well for the Packers as they punted on their first drive, saw Aaron Rodgers sacked for a safety by Preston Smith on the second drive and punted on their final two drives of the first quarter. After the safety, Washington started at its own 45-yard line and drove down to have first-and-goal on the Green Bay 1-yard line after a DeSean Jackson touchdown was overturned on replay. The Packers defense stuffed Alfred Morris on first down and tackled him for a loss of a yard on second down. After a delay-of-game penalty on third down, Kirk Cousins threw an incomplete pass on third-and-7, forcing a Dustin Hopkins 25-yard field goal to put Washington up, 5-0.

The Redskins finished the first quarter and started the second quarter on a seven-play, 64-yard drive that was fueled by two 20-plus yard receptions by Jordan Reed, including a 24-yard touchdown. After a Hopkins extra point hit the right upright, Washington led, 11-0. Green Bay's offense came alive in the second quarter, scoring on all three drives, including touchdown drives of 75 and 60 yards. A 43-yard Mason Crosby field goal after Mike Neal forced and recovered a fumble on a sack of Cousins at the Green Bay 39-yard line came between a 12-yard Rodgers touchdown pass to Randall Cobb and a 10-yard touchdown connection from Rodgers to Davante Adams, giving Green Bay a 17-11 lead at halftime.

Washington responded on the opening drive of the second half, traveling 73 yards in nine plays with Cousins running in from 3 yards for a touchdown to take an 18-17 lead. The Packers marched back down the field on the ensuing drive. After Green Bay threw the ball on five of the first six plays, it ran the ball on the final five plays with Eddie Lacy recording a 30-yard run to the Washington 4-yard line and James Starks taking it into the end zone on the next play to go up by six points. The Packers forced a three-and-out on the Redskins' next possession and started a drive that carried over into the fourth quarter. It saw Green Bay mix run and pass to travel 76 yards in 10 plays with Lacy punching it in from 2 yards out and Rodgers finding Jared Abbrederis for the two-point conversion to take a 32-18 lead.

The Packers would hold the Redskins scoreless on their final four drives, turning them over on downs on all four, in part due to Green Bay recording four of the six sacks it had in the game over that span. The Packers' six sacks tied for the second most in a postseason game in franchise history (since 1963). Neal (2.0) and Nick Perry (2.5) led the pass rush against Washington and became the first duo in team playoff history to both record two-plus sacks in a postseason game.

Crosby would be responsible for the final score of the game, a 29-yard field goal that made it 35-18 with just under five minutes to play. Green Bay's offense was led by the running game as Lacy (63 yards and a touchdown) and Starks (53 yards and a touchdown) became the first Green Bay duo to both record 50-plus rushing yards and a rushing touchdown in a playoff game in franchise history.

| | | | | | | | |
|------------|-------|---|----|---|----|---|----|
| Packers | | 0 | 17 | 7 | 11 | — | 35 |
| Washington | | 5 | 6 | 7 | 0 | — | 18 |
| Was | — | Safety, A.Rodgers sacked by P.Smith | | | | | |
| Was | — | FG Hopkins 25 | | | | | |
| Was | — | Reed 24 pass from Cousins (Hopkins kick failed) | | | | | |
| GB | — | Cobb 12 pass from A.Rodgers (Crosby kick) | | | | | |
| GB | — | FG Crosby 43 | | | | | |
| GB | — | Adams 10 pass from A.Rodgers (Crosby kick) | | | | | |
| Was | — | Cousins 3 run (Hopkins kick) | | | | | |
| GB | — | Starks 4 run (Crosby kick) | | | | | |
| GB | — | Lacy 2 run (A.Rodgers-Abbrederis pass) | | | | | |
| GB | — | FG Crosby 29 | | | | | |



ARIZONA 26, PACKERS 20 (OT)

2015 NFC Divisional Playoff
Jan. 16, 2016, at University of Phoenix Stadium, Glendale

Nearly three weeks after losing at Arizona, 38-8, Green Bay returned to face the Cardinals in the NFC divisional round. It was the first postseason meeting since Arizona got the better of the Packers in a 51-45 overtime thriller at University of Phoenix Stadium in a 2009 Wild Card playoff.

For the second straight week, the Packers found themselves down early after their first two drives were three-and-outs that resulted in punts. Green Bay's defense forced the Cardinals to a three-and-out and a punt on the opening drive of the game, but Arizona found success on its second drive, marching 42 yards in 11 plays with Carson Palmer connecting with Michael Floyd from 8 yards out to take a 7-0 lead.

The Packers' last drive of the first quarter carried over into the second quarter and after 17 plays and 85 yards traveled, Mason Crosby hit a 28-yard field goal to pull within four. The drive proved to be costly as the Packers lost Randall Cobb for the game due to a chest injury he suffered on a diving 51-yard catch that would be nullified due to offsetting penalties. Green Bay would stop Arizona near midfield on the ensuing drive and after a punt, take over at its own 13-yard line. The Packers embarked on another 17-play drive, going 71 yards and once again getting a Crosby field goal, this time from 34 yards out. The Packers' two long drives gave them an 11:33 to 3:27 advantage in time of possession after two quarters, but they trailed, 7-6.

The second half began with each team turning the ball over. Aaron Rodgers was intercepted by Rashad Johnson at the Green Bay 48-yard line, and three plays later, Palmer was picked off by Ha Ha Clinton-Dix at the Green Bay 19-yard line. On the ensuing drive, Eddie Lacy recorded a 61-yard run to the Arizona 8-yard line, the second longest in franchise postseason history behind only James Lofton's 71-yard TD run at Dallas on Jan. 16, 1983. Green Bay would cash in two plays later when Rodgers found Jeff Janis for an 8-yard touchdown to put Green Bay up, 13-7. Arizona responded with a 10-play, 74-yard drive that ended with a Chandler Catanzaro 28-yard field goal to pull the Cardinals within three points.

After Green Bay failed to make a first down on its next drive, Arizona drove down to the 10-yard line, and on the second play of the fourth quarter, Damarious Randall intercepted Palmer in the end zone. After the Packers' ensuing drive stalled at their own 43-yard line, the Cardinals took over at their own 20-yard line following a Tim Masthay punt. Arizona used a mix of pass and run in a 14-play, 80-yard drive that was capped off with a touchdown when a Palmer pass that was intended for Larry Fitzgerald was deflected to Floyd in the end zone, putting Arizona up, 17-13, with 3:44 to play in the game. Green Bay failed to record a first down on four plays, giving the ball back to Arizona on the Packers' 25-yard line with just 2:38 remaining. Following two runs and an incomplete pass, Catanzaro recorded a 36-yard FG to put Arizona up by seven.

With 1:55 left in the game, Green Bay took over at its own 14-yard line. The first three plays of the drive involved two incompletions and a Dwight Freeney sack, leaving the Packers with a fourth-and-20 from their own 4-yard line. With 55 seconds left on the clock, Rodgers found Janis for a 60-yard completion to the Arizona 36-yard line. An illegal-motion penalty and incomplete pass left Green Bay 41 yards away from the end zone with five seconds remaining. On the final play of regulation, Rodgers launched a pass that Janis would leap to catch in the end zone, combining with a Crosby extra point to send the game into overtime.

Arizona won the coin toss, chose to receive, and used two passes from Palmer to Fitzgerald, 75 yards on the first play and 5 yards on the third play of the drive, to score a touchdown and win the game, 26-20.

| | | | | | | | | |
|---------|-------|--|---|---|----|---|---|----|
| Packers | | 0 | 6 | 7 | 7 | 0 | — | 20 |
| Arizona | | 7 | 0 | 3 | 10 | 6 | — | 26 |
| Ariz | — | Floyd 8 pass from Palmer (Catanzaro kick) | | | | | | |
| GB | — | FG Crosby 28 | | | | | | |
| GB | — | FG Crosby 34 | | | | | | |
| GB | — | Janis 8 pass from A.Rodgers (Crosby kick) | | | | | | |
| Ariz | — | FG Catanzaro 28 | | | | | | |
| Ariz | — | Floyd 9 pass from Palmer (Catanzaro kick) | | | | | | |
| Ariz | — | FG Catanzaro 36 | | | | | | |
| GB | — | Janis 41 pass from A.Rodgers (Crosby kick) | | | | | | |
| Ariz | — | Fitzgerald 5 pass from Palmer | | | | | | |



PACKERS 38, N.Y. GIANTS 13

2016 NFC Wild Card Playoff
Jan. 8, 2017, at Lambeau Field, Green Bay

The Green Bay Packers earned a home postseason game by capturing their fifth division title in the last six seasons and set a franchise record with their eighth consecutive playoff berth.

The Wild Card round brought a rematch with a New York Giants team that Green Bay beat, 23-16, at Lambeau Field in Week 5.

As in the first meeting, the Giants' first two scores were field goals while the Packers were touchdowns, resulting in a 14-6 advantage for Green Bay entering halftime. It would have been a one-point margin at the half, but Aaron Rodgers found Randall Cobb on a Hail Mary that covered 42 yards to end the second quarter.

The second half began with both teams punting and then the Packers being stopped on third and fourth down from their own 42-yard line when they failed to pick up a yard.

A couple plays later, New York coughed the game to 14-13 with a big play of its own, a 41-yard touchdown pass from Eli Manning to Tavarres King.

Green Bay responded on the following drive with Rodgers completing a 13-yard pass to Jared Cook, a 20-yard pass to Davante Adams and a 30-yard touchdown to Cobb. The four-play drive traveled 63 yards in 2:23 to put the Packers up by eight points late in the third quarter.

Green Bay's defense responded by forcing a three-and-out, and Micah Hyde returned the ensuing punt 23 yards to the New York 37-yard line. The good field position led to a Mason Crosby field goal from 32 yards and put the Packers up, 24-13, entering the fourth quarter.

The Packers offense helped put the game out of reach, scoring touchdowns on its first two drives of the fourth quarter to make it 38-13.

Green Bay would not give up point in the fourth quarter while forcing a punt and two turnovers: a forced and recovered fumble by Clay Matthews on a sack of Manning and an interception by Damarious Randall that he returned 78 yards in the final minute of the game.

N.Y. Giants 3 3 7 0 — 13

Packers 0 14 10 14 — 38

NY — FG Gould 26

NY — FG Gould 40

GB — Adams 5 pass from A.Rodgers (Crosby kick)

GB — Cobb 42 pass from A.Rodgers (Crosby kick)

NY — King 41 pass from Manning (Gould kick)

GB — Cobb 30 pass from A.Rodgers (Crosby kick)

GB — FG Crosby 32

GB — Cobb 16 pass from A.Rodgers (Crosby kick)

GB — Ripkowski 1 run (Crosby kick)



PACKERS 34, DALLAS 31

2016 NFC Divisional Playoff
Jan. 15, 2017, at AT&T Stadium, Arlington

The Packers faced the Cowboys in the Divisional round for the second time in three years, previously beating Dallas, 26-21, at Lambeau Field in the 2014 postseason.

It was Green Bay's first postseason game at Dallas since the 1995 NFC Championship, a 38-27 Cowboys victory.

For the second week in a row, the Packers faced a team it played during the regular season. In Week 6, Dallas beat Green Bay, 30-16, at Lambeau Field. The Cowboys got off to a fast start in that matchup, taking a 17-6 lead into the half. In the Divisional contest, the Packers got off to a hot start, scoring touchdowns on their first three possessions to go up, 21-3, midway through the second quarter.

Green Bay's last two drives of the first half resulted in punts, while Dallas used a touchdown and a field goal on its final two drives to pull within eight points at halftime.

The Packers answered on the opening drive in the third quarter, going 75 yards in six plays as Aaron Rodgers finished the drive with a 26-yard pass to Jared Cook and then a 3-yard pass to Cook for a touchdown.

On the ensuing drive, the Cowboys marched down to the Green

Bay 19-yard line, but on second-and-1, Micah Hyde jumped a short pass for Cole Beasley, intercepting Dak Prescott and running 18 yards to the 39-yard line.

Dallas returned the favor on the next drive, as Jeff Heath intercepted a deep pass from Rodgers on the Cowboys' 14-yard line and returned it 27 yards to the Dallas 41. The Cowboys' following drive would lead into the fourth quarter and result in a 6-yard touchdown pass from Prescott to Jason Witten to pull Dallas to within eight points.

The Cowboys defense forced a three-and-out on the next drive. After going 59 yards in 10 plays on its previous drive, Dallas marched 80 yards in 11 plays, with Prescott finding Dez Bryant for a 7-yard touchdown and then Prescott running in the two-point conversion to tie the game at 28 with just over four minutes to play.

The teams would go back and forth over the final few minutes. First, Green Bay drove 37 yards in 10 plays and Mason Crosby connected from 56 yards to put the Packers up three with just over a minute and a half on the clock.

Prescott then led Dallas 42 yards in six plays and Dan Bailey tied the game with a 52-yard field goal with 35 seconds left.

With 12 seconds on the clock, Green Bay faced a third-and-20 from its own 32-yard line. Rodgers bought some time, rolled to his left and found Cook, who tiptoed on the sideline to complete a 35-yard play that gave the Packers the ball at the Dallas 32-yard line with three seconds on the clock. Crosby connected from 51 yards as time expired to give the Packers a 34-31 victory.

Packers 7 14 7 6 — 34

Dallas 3 10 0 18 — 31

Dal — FG Bailey 50

GB — R.Rodgers 34 pass from A.Rodgers (Crosby kick)

GB — Montgomery 3 run (Crosby kick)

GB — Montgomery 1 run (Crosby kick)

Dal — Bryant 40 pass from Prescott (Bailey kick)

Dal — FG Bailey 33

GB — Cook 3 pass from A.Rodgers (Crosby kick)

Dal — Witten 6 pass from Prescott (Bailey kick)

Dal — Bryant 7 pass from Prescott (Prescott run)

GB — FG Crosby 56

Dal — FG Bailey 52

GB — FG Crosby 51



ATLANTA 44, PACKERS 21

2016 NFC Championship
Jan. 22, 2017, at Georgia Dome, Atlanta

The Packers played in their seventh NFC title contest since the 1970 AFL-NFL merger. It was Green Bay's fourth NFC Championship appearance in the previous 10 seasons (2007-16), the most in the NFC over that span.

It was the Packers' second trip to Atlanta on the season, having lost, 33-32, back in Week 8. Unlike the previous two games where Green Bay defeated a team they faced in the regular season, the Packers would come up short.

The Falcons took control of the game right away, scoring three touchdowns and a field goal on five first-half possessions. Green Bay had success moving the football on its first two possessions, but missed a 41-yard field goal and lost a fumble that was recovered by Atlanta in the end zone for a touchback.

A punt and interception on the next two drives left the Packers trailing, 24-0, at halftime.

A 73-yard touchdown on a short pass from Matt Ryan to Julio Jones on the Falcons' first possession of the second half brought the lead to 31-0. The teams exchanged a couple of touchdowns on the way to a 44-21 Atlanta victory.

Packers 0 0 15 6 — 21

Atlanta 10 14 13 7 — 44

Atl — Sanu 2 pass from Ryan (Bryant kick)

Atl — FG Bryant 28

Atl — Ryan 14 run (Bryant kick)

Atl — Jones 5 pass from Ryan (Bryant kick)

Atl — Jones 73 pass from Ryan (Bryant kick)

GB — Adams 2 pass from A.Rodgers (Crosby kick)

Atl — Freeman 4 pass from Ryan (Bryant kick failed)

GB — Nelson 3 pass from A.Rodgers (Ripkowski run)

Atl — Coleman 3 run (Bryant kick)

GB — Cook 1 pass from A.Rodgers (run failed)

RUSHING

Most Attempts, Career

| | |
|-----|--------------------------|
| 163 | Edgar Bennett (10 games) |
| 146 | Jim Taylor (7 games) |
| 144 | Dorsey Levens (14 games) |

Most Attempts, Game

| | |
|----|-------------------------------------|
| 31 | Jim Taylor, at NYG, Dec. 30, 1962 |
| 27 | Ryan Grant, vs. Sea., Jan. 12, 2008 |
| | Jim Taylor, vs. CleB, Jan. 2, 1966 |
| | Dorsey Levens, at SF, Jan. 11, 1998 |
| | Dorsey Levens, at SF, Jan. 3, 1999 |

Most Yards Rushing, Career

| | |
|-----|--------------------------|
| 647 | Dorsey Levens (14 games) |
| 561 | Edgar Bennett (10 games) |
| 523 | James Starks (10 games) |

Most Yards Rushing, Game

| | |
|-----|---|
| 201 | Ryan Grant, vs. Sea., Jan. 12, 2008 (27 att.) |
| 156 | Ahman Green, at Phi., Jan. 11, 2004 (25 att.) |
| 123 | James Starks, at Phi., Jan. 9, 2011 (23 att.) |
| 116 | Dorsey Levens, at SF, Jan. 3, 1999 (27 att.) |
| 114 | Dorsey Levens, at SF, Jan. 11, 1998 (27 att.) |

Longest Run From Scrimmage

| | |
|----|---|
| 71 | James Lofton, at DalC, Jan. 16, 1983 (TD) |
| 61 | Eddie Lacy, at Ari., Jan. 16, 2016 |
| 49 | Ahman Green, at StLR, Jan. 20, 2002 |

Most Games, 100 or More Yards Rushing, Career

| | |
|---|--------------------------|
| 3 | Dorsey Levens (14 games) |
| 1 | Paul Hornung (5 games) |
| | Eddie Lacy (5 games) |
| | Ryan Grant (6 games) |
| | Edgar Bennett (7 games) |
| | Ahman Green (7 games) |
| | Jim Taylor (7 games) |
| | James Starks (10 games) |

Most Consec. Games, 100 or More Yards Rushing

| | |
|---|--------------------------------------|
| 2 | Dorsey Levens (1997) |
| 1 | Seven times (last: Eddie Lacy, 2014) |

Most Rushing Touchdowns, Career

| | |
|---|--------------------------|
| 5 | Edgar Bennett (10 games) |
| 4 | Dorsey Levens (14 games) |
| | John Kuhn (15 games) |
| 3 | Paul Hornung (5 games) |
| | Ryan Grant (6 games) |
| | Ahman Green (7 games) |
| | Aaron Rodgers (17 games) |

Most Rushing Touchdowns, Game

| | |
|---|--|
| 3 | Ryan Grant, vs. Sea., Jan. 12, 2008 |
| 2 | Elijah Pitts, vs. KC, Jan. 15, 1967 |
| | Travis Williams, vs. LARm, Dec. 23, 1967 |
| | Edgar Bennett, vs. SF, Jan. 4, 1997 |
| | Ahman Green, vs. Sea., Jan. 4, 2004 |
| | Ty Montgomery, at DalC, Jan. 15, 2017 |

Most Consecutive Games, Rushing for Touchdowns

| | |
|---|-------------------------|
| 2 | Paul Hornung (1965) |
| | Edgar Bennett (1994-95) |
| | Edgar Bennett (1996) |
| | Dorsey Levens (1997) |
| | DuJuan Harris (2012) |

PASSING

Most Passes Completed, Career

| | |
|-----|--------------------------|
| 438 | Brett Favre (22 games) |
| 378 | Aaron Rodgers (17 games) |
| 130 | Bart Starr (10 games) |

Most Passes Completed, Game

| | |
|----|---|
| 31 | Aaron Rodgers, at Atl., Jan. 15, 2011 (36 att.) |
| 28 | Brett Favre, at DalC, Jan. 16, 1994 (45 att.) |
| | Aaron Rodgers, at Ari., Jan. 10, 2010 (42 att.) |
| | Aaron Rodgers, at DalC, Jan. 15, 2017 (43 att.) |
| 27 | Aaron Rodgers, at Atl., Jan. 22, 2017 (45 att.) |

Most Passes Attempted, Career

| | |
|-----|--------------------------|
| 721 | Brett Favre (22 games) |
| 595 | Aaron Rodgers (17 games) |
| 213 | Bart Starr (10 games) |

Most Passes Attempted, Game

| | |
|----|--|
| 46 | Aaron Rodgers, vs. NYG, Jan. 15, 2012 (26 comp.) |
| 45 | Brett Favre, at DalC, Jan. 16, 1994 (28 comp.) |
| | Aaron Rodgers, at Atl., Jan. 22, 2017 (27 comp.) |
| 44 | Brett Favre, at StLR, Jan. 20, 2002 (26 comp.) |
| | Aaron Rodgers, at Ari., Jan. 16, 2016 (24 comp.) |
| | Aaron Rodgers, at DalC, Jan. 15, 2017 (28 comp.) |

Most Yards Passing, Career

| | |
|-------|--------------------------|
| 5,311 | Brett Favre (22 games) |
| 4,458 | Aaron Rodgers (17 games) |
| 1,753 | Bart Starr (10 games) |

Most Yards Passing, Game

| | |
|-----|---------------------------------------|
| 423 | Aaron Rodgers, at Ari., Jan. 10, 2010 |
| 366 | Aaron Rodgers, at Atl., Jan. 15, 2011 |
| 362 | Aaron Rodgers, vs. NYG, Jan. 8, 2017 |
| 355 | Aaron Rodgers, at DalC, Jan. 15, 2017 |
| 332 | Lynn Dickey, at DalC, Jan. 16, 1983 |

Most Games, 300 or More Yards Passing, Career

| | |
|---|--------------------------|
| 6 | Aaron Rodgers (17 games) |
| 3 | Brett Favre (22 games) |
| 1 | Lynn Dickey (2 games) |
| | Bart Starr (10 games) |

Most Consecutive Games, 300 or More Yards Passing

| | |
|---|---------------------|
| 2 | Aaron Rodgers, 2016 |
|---|---------------------|

Most Touchdown Passes, Career

| | |
|----|--------------------------|
| 39 | Brett Favre (22 games) |
| 36 | Aaron Rodgers (17 games) |
| 15 | Bart Starr (10 games) |

Most Touchdown Passes, Game

| | |
|---|--|
| 4 | Bart Starr, at DalC, Jan. 1, 1967 |
| | Lynn Dickey, vs. StLR, Jan. 8, 1983 |
| | Aaron Rodgers, at Ari., Jan. 10, 2010 |
| | Aaron Rodgers, vs. NYG, Jan. 8, 2017 |
| 3 | 11 times (last: Aaron Rodgers, at Atl., Jan. 22, 2017) |

Most Consecutive Games, Touchdown Pass

| | |
|-----|---|
| *18 | Brett Favre (1995-98, 2001-04, 2007) (*NFL record now 20) |
| 12 | Aaron Rodgers (2010-16) |
| 6 | Bart Starr (1965-67) |

Most Passes Had Intercepted, Career

| | |
|-----|---|
| *28 | Brett Favre (22 games) (*NFL record now 30) |
| 10 | Aaron Rodgers (17 games) |
| 4 | Arnie Herber (3 games) |
| 3 | Irv Comp (1 game) |
| | Lynn Dickey (2 games) |
| | Bart Starr (10 games) |

Most Passes Had Intercepted, Game

| | |
|-----|---|
| **6 | Brett Favre, at StLR, Jan. 20, 2002 (44 att.) |
| 4 | Brett Favre, vs. Min., Jan. 9, 2005 (33 att.) |
| 3 | Arnie Herber, vs. NYG, Dec. 10, 1939 (8 att.) |
| | Irv Comp, at NYG, Dec. 17, 1944 (10 att.) |
| | Lynn Dickey, at DalC, Jan. 8, 1983 (36 att.) |

Longest Pass Completion

| | |
|----|--|
| 90 | Brett Favre to Donald Driver, vs. NYG, Jan. 20, 2008 (TD) |
| 81 | Brett Favre to Antonio Freeman, vs. NE, Jan. 26, 1997 (TD) |
| 73 | Brett Favre to Robert Brooks, at DalC, Jan. 14, 1996 (TD) |
| 66 | Cecil Isbell to Wayland Becker, at NYG, Dec. 11, 1938 |
| 66 | Brett Favre to Dorsey Levens, vs. Car., Jan. 12, 1997 |
| 62 | Bart Starr to Boyd Dowler, vs. Oak., Jan. 14, 1968 (TD) |
| 60 | Lynn Dickey to John Jefferson, vs. StLR, Jan. 8, 1983 (TD) |

Highest Completion Percentage, Career (Min. 50 att.)

| | |
|--------|-------------------------|
| 63.53% | Aaron Rodgers (378-595) |
| 61.03% | Bart Starr (130-213) |
| 61.02% | Lynn Dickey (36-59) |

Highest Completion Percentage, Game (Min. 20 att.)

| | |
|--------|---|
| 86.11% | Aaron Rodgers, at Atl., Jan. 15, 2011 (31-36) |
| 78.26% | Brett Favre, vs. Sea., Jan. 12, 2008 (18-23) |
| 75.86% | Brett Favre, vs. SF, Jan. 13, 2002 (22-29) |
| 75.00% | Brett Favre, at SF, Jan. 6, 1996 (21-28) |
| 73.91% | Bart Starr, vs. LARm, Dec. 23, 1967 (17-23) |
| | Lynn Dickey, vs. StLR, Jan. 8, 1983 (17-23) |

RECEIVING

Most Receptions, Career

| | |
|----|----------------------------|
| 54 | Jordy Nelson (13 games) |
| 50 | Greg Jennings (10 games) |
| 49 | Donald Driver (15 games) |
| 47 | Randall Cobb (11 games) |
| | Antonio Freeman (14 games) |

Most Receptions, Game

| | |
|---|---|
| 9 | Edgar Bennett, at DalC, Jan. 16, 1994 (53 yds.) |
| | Antonio Freeman, vs. Den., Jan. 25, 1998 (126 yds.) |
| | Jordy Nelson, vs. Pit., Feb. 6, 2011 (140 yds.) |
| 8 | (Nine times, last: Davante Adams vs. NYG, Jan. 8, 2017, 125 yds.) |
| 7 | (12 times, last: Jared Cook, at Atl., Jan. 22, 2017, 78 yds.) |

Most Consecutive Games, Reception

| | |
|----|--|
| 13 | Dorsey Levens (1994-98, 2001) |
| 12 | Antonio Freeman (1995-98, 2001) |
| | Donald Driver (2002-04, 2007, 2009-11) |
| 11 | Robert Brooks (1993-95, 1997-98) |
| | Jordy Nelson (2010-14, 2016) |
| 10 | Greg Jennings (2007, 2009-12) |
| | James Jones (2009-13, 2015) |
| 8 | Carroll Dale (1965-67, 1972) |
| | Bubba Franks (2001-04, 2007) |

Most Yards Receiving, Career

| | |
|-----|----------------------------|
| 748 | Antonio Freeman (14 games) |
| 675 | Donald Driver (15 games) |
| 673 | Greg Jennings (10 games) |

Most Yards Receiving, Game

| | |
|-----|--|
| 159 | Jermichael Finley, at Ari., Jan. 10, 2010 (6 rec.) |
| 148 | John Jefferson, vs. StLC, Jan. 8, 1983 (6 rec.) |
| 145 | Jeff Janis, at Ari., Jan. 16, 2016 (7 rec.) |
| 141 | Donald Driver, vs. NYG, Jan. 20, 2008 (5 rec.) |
| 140 | Jordy Nelson, vs. Pit., Feb. 6, 2011 (9 rec.) |

Most Games, 100 or More Yards Receiving, Career


| | |
|---|----------------------------|
| 3 | Greg Jennings (10 games) |
| | Robert Brooks (11 games) |
| | Antonio Freeman (14 games) |
| 2 | Sterling Sharpe (2 games) |
| | Davante Adams (6 games) |
| | Javon Walker (4 games) |
| | Carroll Dale (8 games) |
| | Randall Cobb (11 games) |

Most Consecutive Games, 100 or More Yards Receiving

| | |
|---|------------------------|
| 2 | Sterling Sharpe (1993) |
| | Robert Brooks (1995) |
| | Antonio Freeman (1997) |
| | Javon Walker (2002-03) |
| | Greg Jennings (2010) |

Most Touchdown Receptions, Career

| | |
|----|----------------------------|
| 10 | Antonio Freeman (14 games) |
| 6 | Greg Jennings (10 games) |
| 5 | Boyd Dowler (10 games) |
| | Randall Cobb (11 games) |
| | Jordy Nelson (13 games) |
| 4 | Sterling Sharpe (2 games) |
| | Davante Adams (6 games) |
| | Max McGee (7 games) |
| | Robert Brooks (11 games) |
| | James Jones (13 games) |
| | Mark Chmura (14 games) |



Most Touchdown Receptions, Game

| | |
|-----|--|
| **3 | Sterling Sharpe, at Det., Jan. 8, 1994 |
| | Randall Cobb, at Phi., Jan. 8, 2017 |
| 2 | Ron Kramer, at Phi., Dec. 26, 1960 |
| | Max McGee, vs. KC, Jan. 15, 1967 |
| | Boyd Dowler, vs. DalC, Dec. 31, 1967 |
| | John Jefferson, vs. StLC, Jan. 8, 1983 |
| | Robert Brooks, at DalC, Jan. 14, 1996 |
| | Antonio Freeman, vs. Den., Jan. 25, 1998 |
| | Antonio Freeman, at SF, Jan. 3, 1999 |
| | Antonio Freeman, at StLR, Jan. 20, 2002 |
| | Robert Ferguson, at Phi., Jan. 11, 2004 |
| | Greg Jennings, vs. Sea., Jan. 12, 2008 |
| | Jeff Jennings, vs. Pit., Feb. 6, 2011 |
| | Greg Janis, at Ari., Jan. 16, 2016 |

Most Consecutive Games, Touchdown Reception

| | |
|---|---------------------------------|
| 5 | Antonio Freeman (1997-98, 2001) |
| 3 | James Jones (2009-10) |
| 2 | Carroll Dale (1965-66) |
| | Max McGee (1966) |
| | Boyd Dowler (1967) |
| | James Lofton (1982) |
| | Sterling Sharpe (1993) |
| | Mark Chmura (1995) |
| | Keith Jackson (1995) |
| | Antonio Freeman (1996) |
| | John Kuhn (2011-12) |
| | Randall Cobb (2014-15) |
| | Jared Cook (2016) |

INTERCEPTIONS BY

Most Interceptions By, Career

| | |
|---|----------------------------|
| 5 | Sam Shields (10 games) |
| 4 | Joe Laws (4 games) |
| | Eugene Robinson (6 games) |
| | Craig Newsome (7 games) |
| | Herb Adderley (9 games) |
| | Tramon Williams (13 games) |
| 3 | Tyrone Williams (10 games) |
| | Mike Prior (14 games) |

Most Interceptions By, Game

| | |
|---|---|
| 3 | Joe Laws, at NYG, Dec. 17, 1944 |
| 2 | Charley Brock, vs. NYG, Dec. 10, 1939 |
| | Eugene Robinson, vs. SF, Jan. 4, 1997 |
| | Tramon Williams, at Atl., Jan. 15, 2011 |
| | Sam Shields, at ChiB, Jan. 23, 2011 |

Most Consecutive Games, Interception

| | |
|---|----------------------------|
| 3 | Craig Newsome (1996) |
| 2 | Herb Adderley (1967) |
| | Terrell Buckley (1993) |
| | Eugene Robinson (1997) |
| | Tramon Williams (2010) |
| | Sam Shields (2012) |
| | Damarius Randall (2015-16) |

Longest Interception Return

| | |
|------|--|
| *101 | George Teague, at Det., Jan. 8, 1994 (TD) |
| 78 | Damarius Randall, vs. NYG, Jan. 8, 2017 |
| 70 | Tramon Williams, at Atl., Jan. 15, 2011 (TD) |
| 60 | Herb Adderley, vs. Oak., Jan. 14, 1968 (TD) |
| 58 | Eugene Robinson, at SF, Jan. 11, 1998 |

SCORING

Most Points, Career

| | |
|-----|---|
| 137 | Mason Crosby (26 FG, 59 PAT) (18 games) |
| 73 | Chris Jacke (15 FG, 28 PAT) (10 games) |
| 72 | Antonio Freeman (12 TD) (14 games) |

Most Points, Game

| | |
|----|---|
| 19 | Paul Hornung, vs. NYG, Dec. 31, 1961 |
| | (1 TD, 3 FG, 4 PAT) |
| 18 | Sterling Sharpe, at Det., Jan. 8, 1994 (3 TD) |
| | Ryan Grant, vs. Sea., Jan. 12, 2008 (3 TD) |
| 16 | Mason Crosby, vs. Sea., Jan. 18, 2015 (5 FG, 1 PAT) |

* NFL Record

Super Bowl Record

** Shares NFL Record

Shares Super Bowl Record

Most Consecutive Games Scoring

- 18 Mason Crosby (2007, 2009-16)
 10 Chris Jacke (1993-96)
 Ryan Longwell (1997-98, 2001-04)
 7 Don Chandler (1965-67)

Most Touchdowns, Career

- 12 Antonio Freeman (14 games)
 7 John Kuhn (15 games)
 6 Greg Jennings (10 games)
 Dorsey Levens (14 games)

Most Touchdowns, Game

- 3 Sterling Sharpe, at Det., Jan. 8, 1994
 Ryan Grant, vs. Sea., Jan. 12, 2008
 Randall Cobb, vs. NYG, Jan. 8, 2017

Most Consecutive Games Scoring Touchdown

- 5 Antonio Freeman (1997-98, 2001)
 3 Antonio Freeman (1996)
 2 17 times (last: Jared Cook, 2016)

Most Field Goals Attempted, Career

- 29 Mason Crosby (18 games)
 22 Chris Jacke (10 games)
 21 Ryan Longwell (10 games)

Most Field Goals Attempted, Game

- 5 Jerry Kramer, at NYG, Dec. 30, 1962
 Mason Crosby, at Sea., Jan. 18, 2015
 4 Don Chandler, vs. Oak., Jan. 14, 1968
 Chris Jacke, vs. Det., Dec. 31, 1994
 Chris Jacke, vs. Car., Jan. 12, 1997
 Ryan Longwell, at SF, Jan. 11, 1998
 3 Nine times (last: Ryan Longwell, vs. Sea, Jan. 4, 2004)

Most Field Goals, Career

- 26 Mason Crosby (18 games)
 15 Chris Jacke (10 games)
 Ryan Longwell (10 games)
 9 Don Chandler (7 games)

Most Field Goals, Game

- **5 Mason Crosby, at Sea., Jan. 18, 2015
 ##4 Don Chandler, vs. Oak., Jan. 14, 1968
 3 Paul Hornung, vs. NYG, Dec. 31, 1961
 Jerry Kramer, at NYG, Dec. 30, 1962
 Don Chandler, vs. CleB, Jan. 2, 1966
 Chris Jacke, vs. Det., Dec. 31, 1994
 Chris Jacke, vs. Car., Jan. 12, 1997
 Ryan Longwell, at SF, Jan. 11, 1998

Most Consecutive Field Goals

- *23 Mason Crosby (2010-16)
 5 Don Chandler (1965)
 Chris Jacke (1996)
 4 Don Chandler (1967)
 Jan Stenerud (1982)
 Chris Jacke (1994)
 Chris Jacke (1995)
 Ryan Longwell (1997-98)
 Ryan Longwell (1998-2001)

Longest Field Goal

- 56 Mason Crosby, at DalC, Jan. 15, 2017
 51 Chris Jacke, vs. Det., Dec. 31, 1994
 Mason Crosby, at DalC, Jan. 15, 2017
 50 Chris Jacke, at DalC, Jan. 8, 1995
 48 Mason Crosby, at Sea., Jan. 18, 2015
 Mason Crosby, at Sea., Jan. 18, 2015

Most (One-Point) Points After Touchdown, Career

- 59 Mason Crosby (18 games)
 28 Chris Jacke (10 games)
 22 Don Chandler (7 games)

Most (One-Point) Points After Touchdown, Game

- 6 Mason Crosby, vs. Sea., Jan. 12, 2008
 Mason Crosby, at Ari., Jan. 10, 2010
 Mason Crosby, at Atl., Jan. 15, 2011
 5 Don Chandler, vs. KC, Jan. 15, 1967
 Jan Stenerud, vs. StLC, Jan. 8, 1983
 Chris Jacke, vs. SF, Jan. 4, 1997
 Mason Crosby, vs. NYG, Jan. 8, 2017
 4 Paul Hornung, vs. NYG, Dec. 31, 1961
 Don Chandler, at DalC, Jan. 1, 1967
 Don Chandler, vs. LARm, Dec. 23, 1967
 Chris Jacke, at Det., Jan. 8, 1994
 Chris Jacke, vs. Atl., Dec. 31, 1995
 Mason Crosby, vs. Pit., Feb. 6, 2011
 Mason Crosby, at SF, Jan. 12, 2013
 Mason Crosby, at DalC, Jan. 15, 2017

Safeties

None

KICKOFF RETURNS**Most Kickoff Returns, Career**

- 20 Antonio Freeman (14 games)
 12 Randall Cobb (11 games)
 11 Corey Harris (4 games)

Most Kickoff Returns, Game

- 7 Del Rodgers, at DalC, Jan. 16, 1983 (148 yds.)
 Antonio Freeman, at DalC, Jan. 14, 1996 (148 yds.)
 Roell Preston, at SF, Jan. 3, 1999 (194 yds.)
 6 Antonio Freeman, vs. Den., Jan. 25, 1998 (104 yds.)
 5 Corey Harris, at DalC, Jan. 8, 1995 (132 yds.)
 Tramon Williams, vs. Sea, Jan. 12, 2008 (111 yds.)

Most Kickoff Return Yards, Career

- 413 Antonio Freeman (14 games)
 277 Desmond Howard (3 games)
 253 Corey Harris (4 games)

Most Kickoff Return Yards, Game

- 194 Roell Preston, at SF, Jan. 3, 1999 (7 ret.)
 154 Desmond Howard, vs. NE, Jan. 26, 1997 (4 ret.)
 148 Antonio Freeman, at DalC, Jan. 14, 1996 (7 ret.)

Highest Average, Career (Min. 10 returns)

- 23.0 Corey Harris (11-253) (4 games)
 20.8 Najeh Davenport (10-208) (3 games)
 20.7 Antonio Freeman (20-413) (14 games)

Highest Average, Game (Min. 3 returns)

- 38.5 Desmond Howard, vs. NE, Jan. 26, 1997 (4-154)
 29.7 Corey Harris, at Det., Jan. 8, 1994 (3-89)
 27.7 Roell Preston, at SF, Jan. 3, 1999 (7-194)

Longest Kickoff Return

- 99 Desmond Howard, vs. NE, Jan. 26, 1997 (TD)
 51 Corey Harris, at DalC, Jan. 8, 1995
 49 Desmond Howard, vs. Car., Jan. 12, 1997
 Tramon Williams, vs. NYG, Jan. 20, 2008

PUNTING**Most Punts, Game**

- 8 Donny Anderson, at DalC, Dec. 31, 1967
 Ron Widby, at Was., Dec. 24, 1972
 Tim Masthay, at ChiB, Jan. 23, 2011
 Tim Masthay, vs. Min., Jan. 5, 2013
 7 Clarke Hinkle, vs. BosR, Dec. 13, 1936
 Craig Hentrich, vs. NE, Jan. 26, 1997
 Josh Bidwell, at Phi., Jan. 11, 2004
 6 Six times (last: Jacob Schum, vs. NYG, Jan. 8, 2017)

Highest Gross Punting Average, Game (Min. 4 punts)

- 47.0 Tim Masthay, at SF, Jan. 12, 2013 (4-188)
 45.3 Tim Masthay, at Was., Jan. 10, 2016 (4-181)
 45.2 Max McGee, at Phi., Dec. 26, 1960 (5-226)

Longest Punt

- 66 Jacob Schum, at DalC, Jan. 15, 2017
 65 Tim Masthay, at ChiB, Jan. 23, 2011
 64 Boyd Dowler, vs. NYG, Dec. 31, 1961

PUNT RETURNS**Most Punt Returns, Career**

- 19 Willie Wood (10 games) (##6 in two Super Bowls)
 14 Robert Brooks (11 games)
 11 Micah Hyde (8 games)
 10 Antonio Chatman (3 games)
 Antonio Freeman (14 games)

Most Punt Returns, Game

- ##6 Desmond Howard, vs. NE, Jan. 26, 1997 (90 yds.)
 Antonio Chatman, at Phi., Jan. 11, 2004 (27 yds.)
 5 Willie Wood, vs. Oak., Jan. 14, 1968 (35 yds.)
 Micah Hyde, vs. NYG, Jan. 8, 2017 (50 yds.)
 4 Irv Comp, at NYG, Dec. 17, 1944 (55 yds.)
 Willie Wood, vs. DalC, Dec. 31, 1967 (21 yds.)
 Antonio Freeman, at DalC, Jan. 14, 1996 (54 yds.)
 Randall Cobb, vs. Min., Jan. 5, 2013 (17 yds.)

* NFL Record

** Shares NFL Record

Super Bowl Record

Shares Super Bowl Record

TEAM RECORDS

all single-game records

NET YARDS GAINED

Most Yards Gained, Game

| | |
|-----|--|
| 493 | at Arizona, Jan. 10, 2010 (89 ru., 404 pa.) |
| 479 | vs. Carolina, Jan. 12, 1997 (201 ru., 278 pa.) |
| 466 | at Dallas Cowboys, Jan. 16, 1983 (158 ru., 308 pa.) |
| 442 | at Atlanta, Jan. 15, 2011 (96 ru., 346 pa.) |
| 416 | vs. Dallas Cowboys, Jan. 11, 2015 (119 ru., 297 pa.) |

Fewest Yards Gained, Game

| | |
|-----|---|
| 195 | vs. Dallas Cowboys, Dec. 31, 1967 (80 ru., 115 pa.) |
| 210 | vs. San Francisco, Jan. 4, 1997 (139 ru., 71 pa.) |
| 211 | at Washington, Dec. 24, 1972 (78 ru., 133 pa.) |



Butler

FIRST DOWNS

Most First Downs, Game

| | |
|----|------------------------------------|
| 32 | at Arizona, Jan. 10, 2010 |
| 28 | at Atlanta, Jan. 15, 2011 |
| 27 | at Dallas Cowboys, Jan. 15, 2017 |
| 25 | vs. Seattle, Jan. 12, 2008 |
| | vs. New York Giants, Jan. 15, 2012 |

Fewest First Downs, Game

| | |
|----|--|
| 7 | vs. Boston Redskins at New York, Dec. 13, 1936 |
| 10 | vs. New York Giants, Dec. 10, 1939 |
| | at Washington, Dec. 24, 1972 |
| 11 | at New York Giants, Dec. 17, 1944 |

RUSHING

Most Yards Gained Rushing, Game

| | |
|-----|--|
| 235 | vs. Seattle, Jan. 12, 2008 (35 att.) |
| 223 | at Philadelphia, Dec. 26, 1960 (42 att.) |
| 210 | at Philadelphia, Jan. 11, 2004 (37 att.) |
| 204 | vs. Cleveland Browns, Jan. 2, 1966 (47 att.) |
| 201 | vs. Carolina, Jan. 12, 1997 (45 att.) |

Fewest Yards Gained Rushing, Game

| | |
|----|--|
| 28 | vs. New York Giants, Jan. 20, 2008 (14 att.) |
| 31 | at Dallas Cowboys, Jan. 16, 1994 (13 att.) |
| 33 | at Chicago Bears, Dec. 14, 1941 (33 att.) |

Most Punt Return Yards, Career

| | |
|-----|----------------------------|
| 214 | Robert Brooks (11 games) |
| 210 | Desmond Howard (3 games) |
| 143 | Antonio Freeman (14 games) |

Most Punt Return Yards, Game

| | |
|-----|---|
| 117 | Desmond Howard, vs. SF, Jan. 4, 1997 (2 ret.) |
| #90 | Desmond Howard, vs. NE, Jan. 26, 1997 (6 ret.) |
| 72 | Antonio Freeman, vs. Atl., Dec. 31, 1995 (3 ret.) |

Highest Punt Return Average, Career (Min. 9 returns)

| | |
|------|-------------------------------------|
| 23.3 | Desmond Howard (9-210) (3 games) |
| 15.3 | Robert Brooks (14-214) (11 games) |
| 14.3 | Antonio Freeman (10-143) (14 games) |

Highest Punt Return Average, Game (Min. 3 returns)

| | |
|------|---|
| 24.0 | Antonio Freeman, vs. Atl., Dec. 31, 1995 (3-72) |
| 15.7 | Robert Brooks, vs. TB, Jan. 4, 1998 (3-47) |
| 15.0 | Desmond Howard, vs. NE, Jan. 26, 1997 (6-90) |

Longest Punt Return

| | |
|----|---|
| 76 | Antonio Freeman, vs. Atl., Dec. 31, 1995 (TD) |
| 71 | Desmond Howard, vs. SF, Jan. 4, 1997 (TD) |
| 46 | Desmond Howard, vs. SF, Jan. 4, 1997 |

MISCELLANEOUS

Most Sacks, Career (Since 1982)

| | |
|-----|--------------------------|
| 11 | Clay Matthews (15 games) |
| 8 | Reggie White (14 games) |
| 7 | Nick Perry (8 games) |
| 4.5 | Julius Peppers (7 games) |
| 4 | Keith McKenzie (7 games) |
| | Sean Jones (8 games) |

Most Sacks, Game (Since 1982)

| | |
|----|---------------------------------------|
| #3 | Reggie White, vs. NE, Jan. 26, 1997 |
| 2 | Reggie White, at Det., Jan. 8, 1994 |
| | Bryce Paup, vs. Det., Dec. 31, 1994 |
| | Sean Jones, vs. Atl., Dec. 31, 1995 |
| | Keith McKenzie, at SF, Jan. 11, 1998 |
| | Aaron Kampman, at Phi., Jan. 11, 2004 |
| | Clay Matthews, at Atl., Jan. 15, 2011 |
| | Clay Matthews, vs. Min., Jan. 5, 2013 |
| | Mike Neal, at Was., Jan. 10, 2016 |
| | Nick Perry, at Was., Jan. 10, 2016 |

Blocked Kicks, Game

| | |
|---|--|
| 2 | Lon Evans, vs. BosR, Dec. 13, 1936 (FG, punt) |
| | Gary Lewis, vs. StLC, Jan. 8, 1983 (PAT, FG) |
| 1 | Ernie Smith, vs. BosR, Dec. 13, 1936 (punt) |
| | Lee McLaughlin, at ChiB, Dec. 14, 1941 (PAT) |
| | Henry Jordan, vs. CleB, Jan. 2, 1966 (FG) |
| | Dave Robinson, vs. LARm, Dec. 23, 1967 (FG) |
| | Bernardo Harris, at DalC, Jan. 14, 1996 (punt) |
| | Bob Kuberski, vs. TB, Jan. 4, 1998 (FG) |
| | Cletidus Hunt, vs. SF, Jan. 13, 2002 (FG) |
| | Brad Jones, vs. NYG, Jan. 15, 2012 (FG) |
| | Datone Jones, vs. DalC, Jan. 11, 2015 (FG) |

GAMES

| | |
|----|--|
| 22 | Brett Favre (1993-98, 2001-04, 2007) |
| 18 | Mason Crosby (2007, 2009-16) |
| 17 | Aaron Rodgers (2007, 2009-16) |
| 16 | Gilbert Brown (1993, 1995-98, 2001-03) |
| | William Henderson (1995-98, 2001-04) |
| | T.J. Lang (2009-16) |
| 15 | Earl Dotson (1993, 1995-98, 2001-02) |
| | Donald Driver (2001-04, 2007, 2009-12) |
| | John Kuhn (2007, 2009-15) |

MOST POSTSEASON MEETINGS, OVERALL

| No. Teams | Seasons |
|-----------|--|
| 8 | Green Bay vs. Dal. Cowboys 1966-67, 1982, 1993-95, 2014, 2016 |
| 8 | Green Bay vs. N.Y. Giants 1938-39, 1944, 1961-62, 2007, 2011, 2016 |
| 8 | N.Y. Giants vs. Chi. Bears 1933-34, 1941, 1946, 1956, 1963, 1985, 1990 |
| 8 | San Fran. vs. N.Y. Giants 1981, 1984-86, 1990, 1993, 2002, 2011 |
| 8 | Denver vs. Pittsburgh 1977-78, 1984, 1989, 1997, 2005, 2011, 2015 |
| 7 | San Fran. vs. Dal. Cowboys 1970-72, 1981, 1992-94 |
| 7 | Chi. Bears vs. Wash./Bos. Redskins 1937, 1940, 1942-43, 1984, 1986-87 |

| No. Teams | Seasons |
|-----------|---|
| 7 | Dal. Cowboys vs. L.A. Rams 1973, 1975-76, 1978-80, 1983 |
| | Dal. Cowboys vs. Minnesota 1971, 1973, 1975, 1977, 1996, 1999, 2009 |
| 7 | Green Bay vs. San Francisco 1995-98, 2001, 2012, 2013 |
| 6 | Minnesota vs. L.A./StL Rams 1974, 1976-78, 1988, 1999 |
| 5 | San Francisco vs. Minnesota 1970, 1987-89, 1997 |
| 5 | Minnesota vs. Washington 1973, 1976, 1982, 1987, 1992 |
| 5 | New England vs. Pittsburgh 1966-97, 2001, 2004, 2016 |
| 5 | Bal./Ind. Colts vs. Pittsburgh 1975-76, 1995-96, 2005 |

Most Rushing Attempts, Game

| | |
|----|---|
| 51 | vs. New York Giants, Dec. 10, 1939 (131 yds.) |
| 48 | at New York Giants, Dec. 17, 1944 (162 yds.) |
| 47 | vs. Cleveland Browns, Jan. 2, 1966 (204 yds.) |

Fewest Rushing Attempts, Game

| | |
|----|--|
| 12 | at Dallas Cowboys, Jan. 14, 1996 (48 yds.) |
| 13 | at Dallas Cowboys, Jan. 16, 1994 (31 yds.) |
| | vs. Pittsburgh, Feb. 6, 2011 (50 yds.) |

PASSING**Most Passes Attempted, Game**

| | |
|----|---|
| 46 | at Dallas Cowboys, Jan. 8, 1995 (21 comp.) |
| | vs. New York Giants, Jan. 15, 2012 (26 comp.) |
| 45 | at Dallas Cowboys, Jan. 16, 1994 (28 comp.) |
| | at Atlanta, Jan. 22, 2017 (27 comp.) |

Fewest Passes Attempted, Game

| | |
|----|------------------------------------|
| 10 | vs. New York Giants, Dec. 10, 1939 |
| 11 | at New York Giants, Dec. 17, 1944 |
| 15 | vs. San Francisco, Jan. 4, 1997 |

Most Passes Completed, Game

| | |
|----|--|
| 31 | at Atlanta, Jan. 15, 2011 (36 att.) |
| 28 | at Dallas Cowboys, Jan. 16, 1994 (45 att.) |
| | at Arizona, Jan. 10, 2010 (42 att.) |
| | at Dallas Cowboys, Jan. 15, 2017 (43 att.) |
| 27 | at Atlanta, Jan. 22, 2017 (45 att.) |

Fewest Passes Completed, Game

| | |
|---|------------------------------------|
| 3 | at New York Giants, Dec. 17, 1944 |
| 7 | vs. New York Giants, Dec. 10, 1939 |
| 8 | at New York Giants, Dec. 11, 1938 |

Most Net Yards Gained, Passing, Game

| | |
|-----|--|
| 404 | at Arizona, Jan. 10, 2010 (42-28-1, 4 TD) |
| 346 | at Atlanta, Jan. 15, 2011 (36-31-0, 3 TD) |
| 327 | at Dallas Cowboys, Jan. 16, 1994 (45-28-2, 2 TD) |

Fewest Net Yards Gained, Passing, Game

| | |
|----|-----------------------------------|
| 71 | vs. San Francisco, Jan. 4, 1997 |
| 73 | at New York Giants, Dec. 17, 1944 |
| 96 | at New York Giants, Dec. 30, 1962 |

Most Touchdowns, Passing, Game

| | |
|---|--|
| 4 | at Dallas Cowboys, Jan. 1, 1967 |
| | vs. St. Louis Cardinals, Jan. 8, 1983 |
| | at Arizona, Jan. 10, 2010 |
| | vs. New York Giants, Jan. 8, 2017 |
| 3 | 11 times (last: at Atlanta, Jan. 22, 2017) |

Most Passes Had Intercepted, Game

| | |
|---|------------------------------------|
| 6 | at St. Louis Rams, Jan. 20, 2002 |
| 4 | vs. Minnesota, Jan. 9, 2005 |
| 3 | vs. New York Giants, Dec. 10, 1939 |
| | at New York Giants, Dec. 17, 1944 |
| | at Dallas Cowboys, Jan. 8, 1983 |

SCORING**Most Points, Game**

| | |
|----|---|
| 48 | at Atlanta, Jan. 15, 2011 (48-21) |
| 45 | at Arizona, Jan. 10, 2010 (45-51) |
| 42 | vs. Seattle, Jan. 12, 2008 (42-20) |
| 41 | vs. St. Louis Cardinals, Jan. 8, 1983 (41-16) |
| 38 | vs. New York Giants, Jan. 8, 2017 (38-13) |

Fewest Points, Game

| | |
|---|--|
| 3 | at Washington, Dec. 24, 1972 (16-3) |
| 7 | vs. Atlanta, Jan. 4, 2003 (27-7) |
| 9 | at Dallas Cowboys, Jan. 8, 1995 (35-9) |

Largest Margin of Victory

| | |
|----|---|
| 37 | vs. New York Giants, Dec. 31, 1961 (37-0) |
| 27 | vs. New York Giants, Dec. 10, 1939 (27-0) |
| | at Atlanta, Jan. 15, 2011 (48-21) |
| 25 | vs. Kansas City, Jan. 15, 1967 (35-10) |
| | vs. St. Louis Cardinals, Jan. 8, 1983 (41-16) |
| | vs. New York Giants, Jan. 8, 2017 (38-13) |

Most Overall Touchdowns, Game

| | |
|---|---|
| 6 | vs. Seattle, Jan. 12, 2008 |
| | at Arizona, Jan. 10, 2010 |
| | at Atlanta, Jan. 15, 2011 |
| 5 | at Dallas Cowboys, Jan. 1, 1967 |
| | vs. Kansas City, Jan. 15, 1967 |
| | vs. St. Louis Cardinals, Jan. 8, 1983 |
| | vs. Atlanta, Dec. 31, 1995 |
| | vs. San Francisco, Jan. 4, 1997 |
| | vs. New York Giants, Jan. 8, 2017 |
| 4 | Nine times (last: at Dallas Cowboys, Jan. 15, 2017) |

Most Field Goals, Game

| | |
|-----|------------------------------------|
| **5 | at Seattle, Jan. 18, 2015 |
| ##4 | vs. Oakland, Jan. 14, 1968 |
| 3 | vs. New York Giants, Dec. 31, 1961 |
| | at New York Giants, Dec. 30, 1962 |
| | vs. Detroit, Dec. 31, 1994 |
| | vs. Carolina, Jan. 12, 1997 |
| | at San Francisco, Jan. 11, 1998 |

Most (One-Point) Points After Touchdown, Game

| | |
|---|--|
| 6 | vs. Seattle, Jan. 12, 2008 |
| | at Arizona, Jan. 10, 2010 |
| | at Atlanta, Jan. 15, 2011 |
| 5 | vs. Kansas City, Jan. 15, 1967 |
| | vs. St. Louis Cardinals, Jan. 8, 1983 |
| | vs. San Francisco, Jan. 4, 1997 |
| | vs. New York Giants, Jan. 8, 2017 |
| 4 | Eight times (last: at Dallas Cowboys, Jan. 15, 2017) |

Most Safeties

No individual safeties (one team safety, 1994)

PUNTING**Most Punts, Game**

| | |
|----|--|
| 10 | at New York Giants, Dec. 17, 1944 |
| 8 | vs. Boston Redskins at New York, Dec. 13, 1936 |
| | vs. Dallas Cowboys, Dec. 31, 1967 |
| | at Washington, Dec. 24, 1972 |
| | at Chicago Bears, Jan. 23, 2011 |
| | vs. Minnesota, Jan. 5, 2013 |

Fewest Punts, Game

| | |
|-----|---------------------------------------|
| **0 | at Atlanta, Jan. 15, 2011 |
| 1 | vs. St. Louis Cardinals, Jan. 8, 1983 |
| | vs. Atlanta, Jan. 4, 2003 |
| | at Arizona, Jan. 10, 2010 |
| 2 | vs. Carolina, Jan. 12, 1997 |
| | at San Francisco, Jan. 3, 1999 |
| | vs. New York Giants, Jan. 15, 2012 |
| | vs. Dallas Cowboys, Jan. 11, 2015 |
| | at Atlanta, Jan. 22, 2017 |

Highest Gross Average, Game (Min. 4 punts)

| | |
|------|---|
| 47.0 | at San Francisco, Jan. 12, 2013 (4-188) |
| 45.3 | at Washington, Jan. 10, 2016 (4-181) |
| 45.2 | at Philadelphia, Dec. 26, 1960 (5-226) |

* NFL Record

** Shares NFL Record

Super Bowl Record

Shares Super Bowl Record

CONSECUTIVE POSTSEASON WINS, VS. ONE TEAM

| Wins | Teams | Seasons | Wins | Teams | Seasons |
|------|---------------------------------------|----------------------------|------|---------------------------------|------------------|
| 5 | *Pittsburgh over Bal./Ind. Colts | 1975-76, 1995-96, 2005 | 3 | *Indianapolis over Denver | 2004-05, 2014 |
| 4 | Dal. Cowboys over Green Bay | 1982, 1993-95 | 3 | *Miami over Kansas City | 1971, 1990, 1994 |
| 4 | Green Bay over N.Y. Giants | 1939, 1944, 1961-62 | 3 | *Minnesota over L.A. Rams | 1974, 1976-77 |
| 4 | *Indianapolis over Kansas City | 1995, 2003, 2006, 2013 | 3 | *New England over Pittsburgh | 2001, 2004, 2016 |
| 4 | *Oakland over Hou. Oilers/Ten. Titans | 1967-68, 1980, 2002 | 3 | *N.Y. Giants over San Francisco | 1985-86, 1990 |
| 3 | Buffalo over Miami | 1990, 1992, 1995 | 3 | Pittsburgh over Hou. Oilers | 1978-79, 1989 |
| 3 | Dal. Cowboys over San Francisco | 1970-72 | 3 | *San Francisco over Chi. Bears | 1984, 1988, 1994 |
| 3 | Dal. Cowboys over Minnesota | 1975, 1977, 1996 | 3 | *Seattle over Washington | 2005, 2007, 2012 |
| 3 | *Dal. Cowboys over Philadelphia | 1992, 1995, 2009 | 3 | *Washington over Detroit | 1982, 1991, 1999 |
| 3 | *Denver over Cle. Browns | 1986-87, 1989 | 3 | *Washington over Minnesota | 1982, 1987, 1992 |
| 3 | Green Bay over San Francisco | 1995-97 | | | *—active streak |
| 3 | Hou. Oilers over L.A./S.D. Chargers | 1960-61, 1979 | | | |

PUNT RETURNS

Most Punt Returns, Game

| | |
|----|--|
| *8 | at New York Giants, Dec. 17, 1944 |
| 6 | vs. Baltimore Colts, Dec. 26, 1965 |
| #6 | vs. New England, Jan. 26, 1997 |
| 6 | at Philadelphia, Jan. 11, 2004 |
| 5 | vs. Boston Redskins at New York, Dec. 13, 1936 |
| | at Chicago Bears, Dec. 14, 1941 |
| | at Philadelphia, Dec. 26, 1960 |
| | vs. Dallas Cowboys, Dec. 31, 1967 |
| | vs. Oakland, Jan. 14, 1968 |
| | vs. New York Giants, Jan. 8, 2017 |

Most Yards, Punt Returns, Game

| | |
|-----|---|
| 117 | vs. San Francisco, Jan. 4, 1997 (3 returns) |
| 98 | at New York Giants, Dec. 17, 1944 (8 returns) |
| #90 | vs. New England, Jan. 26, 1997 (6 returns) |

KICKOFF RETURNS

Most Kickoff Returns, Game

| | |
|---|----------------------------------|
| 7 | at Dallas Cowboys, Jan. 16, 1983 |
| | at Dallas Cowboys, Jan. 14, 1996 |
| | at San Francisco, Jan. 3, 1999 |
| | at St. Louis Rams, Jan. 20, 2002 |
| 6 | at Dallas Cowboys, Jan. 1, 1967 |
| | at Dallas Cowboys, Jan. 16, 1994 |
| | at Dallas Cowboys, Jan. 8, 1995 |
| | vs. Denver, Jan. 25, 1998 |
| | vs. Seattle, Jan. 4, 2004 |
| | at Arizona, Jan. 10, 2010 |

Most Yards, Kickoff Returns, Game

| | |
|-----|--|
| 194 | at San Francisco, Jan. 3, 1999 (7 returns) |
| 154 | vs. New England, Jan. 26, 1997 (4 returns) |
| 148 | at Dallas Cowboys, Jan. 16, 1983 (7 returns) |
| | at Dallas Cowboys, Jan. 14, 1996 (7 returns) |

PENALTIES

Most Penalties, Game

| | |
|----|-----------------------------------|
| 11 | at Dallas Cowboys, Jan. 14, 1996 |
| 10 | vs. Dallas Cowboys, Jan. 11, 2015 |
| 9 | at San Francisco, Jan. 11, 1998 |
| | vs. Denver, Jan. 25, 1998 |

Fewest Penalties, Game

| | |
|---|------------------------------------|
| 1 | vs. Oakland, Jan. 14, 1968 |
| | vs. San Francisco, Jan. 4, 1997 |
| 2 | at New York Giants, Dec. 11, 1938 |
| | vs. Cleveland Browns, Jan. 2, 1966 |
| | at Dallas Cowboys, Jan. 1, 1967 |
| | vs. Dallas Cowboys, Dec. 31, 1967 |
| | at Philadelphia, Jan. 9, 2011 |
| | vs. Minnesota, Jan. 5, 2013 |
| | vs. New York Giants, Jan. 8, 2017 |

DEFENSIVE RECORDS

TOTAL YARDS ALLOWED

Fewest Net Yards Allowed, Game

| | |
|-----|--|
| 116 | vs. Boston Redskins at New York, Dec. 13, 1936 |
| 130 | vs. New York Giants, Dec. 31, 1966 |
| 161 | vs. Cleveland Browns, Jan. 2, 1966 |

Most Net Yards Allowed, Game

| | |
|-----|---------------------------------|
| 579 | at San Francisco, Jan. 12, 2013 |
| 531 | at Arizona, Jan. 10, 2010 |
| 493 | at Atlanta, Jan. 22, 2017 |

FIRST DOWNS

Fewest First Downs Allowed, Game

| | |
|----|--|
| *6 | vs. New York Giants, Dec. 31, 1961 |
| 6 | vs. Bos. Redskins at New York, Dec. 13, 1936 |
| 8 | vs. Cleveland Browns, Jan. 2, 1966 |
| 9 | vs. New York Giants, Dec. 10, 1939 |
| | vs. Baltimore Colts, Dec. 26, 1965 |
| | vs. Detroit, Dec. 31, 1994 |

Most First Downs Allowed, Game

| | |
|----|---------------------------------------|
| 30 | at Arizona, Jan. 10, 2010 |
| 29 | at Atlanta, Jan. 22, 2017 |
| 29 | at San Francisco, Jan. 12, 2013 |
| 28 | vs. St. Louis Cardinals, Jan. 8, 1983 |

RUSHING

Fewest Yards Allowed, Rushing, Game

| | |
|------|--|
| * -4 | vs. Detroit, Dec. 31, 1994 (15 att.) |
| 21 | vs. Atlanta, Dec. 31, 1995 (10 att.) |
| 28 | vs. Seattle, Jan. 12, 2008 (18 att.) |
| 31 | vs. New York Giants, Dec. 31, 1961 (14 att.) |

Most Yards Allowed, Rushing, Game

| | |
|-----|---|
| 323 | at San Francisco, Jan. 12, 2013 (43 att.) |
| 277 | at Chicago Bears, Dec. 14, 1941 (48 att.) |
| 194 | at Seattle, Jan. 18, 2015 (35 att.) |

PASSING

Fewest Opponent Passes Attempted, Game

| | |
|----|------------------------------------|
| 12 | at Chicago Bears, Dec. 14, 1941 |
| | vs. Baltimore Colts, Dec. 26, 1965 |
| 14 | at Washington, Dec. 24, 1972 |
| 15 | at New York Giants, Dec. 11, 1938 |

Most Opponent Passes Attempted, Game

| | |
|----|--|
| 65 | at San Francisco, Jan. 6, 1996 (32 comp.) |
| 54 | vs. Atlanta, Dec. 31, 1995 (30 comp.) |
| 51 | vs. St. Louis Cardinals, Jan. 8, 1983 (32 comp.) |

Fewest Opponent Passes Completed, Game

| | |
|---|--|
| 5 | at Chicago Bears, Dec. 14, 1941 |
| | vs. Baltimore Colts, Dec. 26, 1965 |
| 7 | vs. Boston Redskins at New York, Dec. 13, 1936 |
| | at Washington, Dec. 24, 1972 |
| 8 | at New York Giants, Dec. 11, 1938 |
| | at New York Giants, Dec. 17, 1944 |
| | vs. Cleveland Browns, Jan. 2, 1966 |

Most Opponent Passes Completed, Game

| | |
|----|---|
| 32 | vs. St. Louis Cardinals, Jan. 8, 1983 (51 att.) |
| | at San Francisco, Jan. 6, 1996 (65 att.) |
| 30 | vs. Atlanta, Dec. 31, 1995 (54 att.) |
| 29 | at Arizona, Jan. 10, 2010 (33 att.) |
| | at Washington, Jan. 10, 2016 (46 att.) |

Fewest Opponent Net Yards, Passing, Game

| | |
|----|--|
| 32 | vs. Baltimore Colts, Dec. 26, 1965 |
| 48 | at Chicago Bears, Dec. 14, 1941 |
| 91 | vs. Boston Redskins at New York, Dec. 13, 1936 |

Most Opponent Net Yards, Passing, Game

| | |
|-----|---------------------------------------|
| 392 | at Atlanta, Jan. 22, 2017 |
| 375 | at Arizona, Jan. 10, 2010 |
| 347 | vs. St. Louis Cardinals, Jan. 8, 1983 |

Most Opponent Touchdown Passes, Game

| | |
|---|------------------------------------|
| 5 | at Arizona, Jan. 10, 2010 |
| 4 | vs. Minnesota, Jan. 9, 2005 |
| | at Atlanta, Jan. 22, 2017 |
| 3 | at Dallas Cowboys, Jan. 16, 1994 |
| | at San Francisco, Jan. 3, 1999 |
| | vs. New York Giants, Jan. 15, 2012 |
| | at Arizona, Jan. 16, 2016 |
| | at Dallas Cowboys, Jan. 15, 2017 |

* NFL Record

** Shares NFL Record

Super Bowl Record

Shares Super Bowl Record

BEST POSTSEASON RECORDS, VS. ONE TEAM (MINIMUM FOUR GAMES)

| Team | Opponent | W | L | Pct | Last Meeting | Team | Opponent | W | L | Pct | Last Meeting |
|-------------|-------------|---|---|-------|-----------------------|------|-------------|---|---|------|-----------------------|
| Pit. | Bal/C/Ind. | 5 | 0 | 1.000 | 2005 AFC Divisional | Oak. | Mia. | 3 | 1 | .750 | 2000 AFC Divisional |
| Oak. | Hou/O/Ten/T | 4 | 0 | 1.000 | 2002 AFC Championship | NE | Jax | 3 | 1 | .750 | 2007 AFC Divisional |
| Ind. | KC | 4 | 0 | 1.000 | 2013 AFC Wild Card | NE | Pit. | 3 | 1 | .750 | 2004 AFC Championship |
| Den. | NE | 4 | 1 | .800 | 2015 AFC Championship | Pit. | Ba/R | 3 | 1 | .750 | 2014 AFC Wild Card |
| NE | Ind. | 4 | 1 | .800 | 2014 AFC Championship | Pit. | Hou/O/Ten/T | 3 | 1 | .750 | 2002 AFC Divisional |
| NE | Pit. | 4 | 1 | .800 | 2016 AFC Championship | SF | Was. | 3 | 1 | .750 | 1992 NFC Divisional |
| SF | Min. | 4 | 1 | .800 | 1997 NFC Divisional | DalC | SF | 5 | 2 | .714 | 1994 NFC Championship |
| DalC | Phi. | 3 | 1 | .750 | 2009 NFC Wild Card | DalC | Min. | 4 | 2 | .667 | 1999 NFC Wild Card |
| Det. | CleB | 3 | 1 | .750 | 1957 NFL Championship | Min. | LA/StLR | 4 | 2 | .667 | 1999 NFC Divisional |
| Hou/O/Ten/T | SD | 3 | 1 | .750 | 2007 AFC Wild Card | | | | | | |

Most Opponent Passes Intercepted

| | |
|-----|------------------------------------|
| 6 | vs. New York Giants, Dec. 10, 1939 |
| 4 | at New York Giants, Dec. 17, 1944 |
| 4 | vs. New York Giants, Dec. 31, 1961 |
| ##4 | vs. New England, Jan. 26, 1997 |
| 4 | at Seattle, Jan. 18, 2015 |
| 3 | vs. San Francisco, Jan. 4, 1997 |
| | at Chicago Bears, Jan. 23, 2011 |

SCORING**Most Points Allowed, Game**

| | |
|----|--|
| 51 | at Arizona, Jan. 10, 2010 (51-45) |
| 45 | at St. Louis Rams, Jan. 20, 2002 (45-17) |
| | at San Francisco, Jan. 12, 2013 (45-31) |
| 44 | at Atlanta, Jan. 22, 2017 (44-21) |

Fewest Points Allowed, Game

| | |
|-----|--|
| **0 | vs. New York Giants, Dec. 10, 1939 |
| | vs. New York Giants, Dec. 31, 1961 |
| 6 | vs. Boston Redskins at New York, Dec. 13, 1936 |
| 7 | at New York Giants, Dec. 17, 1944 |
| | at New York Giants, Dec. 30, 1962 |
| | vs. Los Angeles Rams, Dec. 23, 1967 |
| | vs. Tampa Bay, Jan. 4, 1998 |

Opponent Largest Margin of Victory

| | |
|----|--|
| 28 | at St. Louis Rams, Jan. 20, 2002 (45-17) |
| 26 | at Dallas Cowboys, Jan. 8, 1995 (35-9) |
| 23 | at Atlanta, Jan. 22, 2017 (44-21) |

Most Opponent Touchdowns Scored, Game

| | |
|---|------------------------------------|
| 7 | at Arizona, Jan. 10, 2010 |
| 6 | at St. Louis Rams, Jan. 20, 2002 |
| | at San Francisco, Jan. 12, 2013 |
| | at Atlanta, Jan. 22, 2017 |
| 5 | at Dallas Cowboys, Jan. 8, 1995 |
| | at Dallas Cowboys, Jan. 14, 1996 |
| 4 | at Chicago Bears, Dec. 14, 1941 |
| | at Dallas Cowboys, Jan. 16, 1983 |
| | vs. Denver, Jan. 25, 1998 |
| | vs. Minnesota, Jan. 9, 2005 |
| | vs. New York Giants, Jan. 15, 2012 |
| | at Seattle, Jan. 18, 2015 |

Most Opponent Field Goals Scored, Game

| | |
|---|--|
| 3 | at Washington, Dec. 24, 1972 |
| | at Dallas Cowboys, Jan. 16, 1983 |
| | at San Francisco, Jan. 3, 1999 |
| | vs. New York Giants, Jan. 20, 2008 |
| | vs. New York Giants, Jan. 15, 2012 |
| | vs. San Francisco, Jan. 5, 2014 |
| | at Dallas Cowboys, Jan. 15, 2017 |
| 2 | 12 times (last: vs. New York Giants, Jan. 8, 2017) |

Most Opponent (One-Point) Points After TD, Game

| | |
|---|------------------------------------|
| 6 | at St. Louis Rams, Jan. 20, 2002 |
| | at Arizona, Jan. 10, 2010 |
| | at San Francisco, Jan. 12, 2013 |
| 5 | at Dallas Cowboys, Jan. 8, 1995 |
| | at Dallas Cowboys, Jan. 14, 1996 |
| | at Atlanta, Jan. 22, 2017 |
| 4 | at Dallas Cowboys, Jan. 16, 1983 |
| | vs. Denver, Jan. 25, 1998 |
| | vs. Minnesota, Jan. 9, 2005 |
| | vs. New York Giants, Jan. 15, 2012 |

Most Safeties, Game

| | |
|---|----------------------------|
| 1 | vs. Detroit, Dec. 31, 1994 |
|---|----------------------------|

PUNTING**Most Opponent Punts, Game**

| | |
|----|--|
| 10 | vs. Boston Redskins at New York, Dec. 13, 1936 |
| | at New York Giants, Dec. 17, 1944 |
| 9 | at Chicago Bears, Jan. 23, 2011 |
| 8 | at New York Giants, Dec. 11, 1938 |
| | vs. Baltimore Colts, Dec. 26, 1965 |
| | vs. Dallas Cowboys, Dec. 31, 1967 |
| | vs. Detroit, Dec. 31, 1994 |
| | vs. New England, Jan. 26, 1997 |
| | vs. New York Giants, Jan. 8, 2017 |
| 7 | at New York Giants, Dec. 30, 1962 |
| | vs. Kansas City, Jan. 15, 1967 |
| | at Philadelphia, Jan. 11, 2004 |

Fewest Opponent Punts, Game

| | |
|-----|---------------------------------------|
| **0 | vs. St. Louis Cardinals, Jan. 8, 1983 |
| 1 | at Arizona, Jan. 10, 2010 |
| 2 | vs. New York Giants, Jan. 15, 2012 |
| | vs. Dallas Cowboys, Jan. 11, 2015 |
| | at Dallas Cowboys, Jan. 15, 2017 |
| | at Atlanta, Jan. 22, 2017 |
| 3 | at Detroit, Jan. 8, 1994 |
| | at Dallas Cowboys, Jan. 16, 1994 |
| | at San Francisco, Jan. 3, 1999 |
| | vs. Pittsburgh, Feb. 6, 2011 |
| | at San Francisco, Jan. 12, 2013 |
| | vs. San Francisco, Jan. 5, 2014 |
| | at Arizona, Jan. 16, 2016 |

Opponent Highest Gross Average, Game (Min. 4 Punts)

| | |
|------|------------------------------|
| 50.6 | at Washington, Jan. 10, 2016 |
| 49.6 | vs. Minnesota, Jan. 5, 2013 |
| 46.5 | at Washington, Dec. 24, 1972 |

PUNT RETURNS**Most Opponent Punt Returns, Game**

| | |
|---|--|
| 5 | vs. Baltimore Colts, Dec. 26, 1965 |
| | vs. Boston Redskins at New York, Dec. 13, 1936 |
| 4 | vs. New England, Jan. 26, 1997 |
| | at Philadelphia, Jan. 11, 2004 |
| | vs. New York Giants, Jan. 20, 2008 |
| | at Chicago Bears, Jan. 23, 2011 |
| | vs. Pittsburgh, Feb. 6, 2011 |

Most Yards, Opponent Punt Returns, Game

| | |
|----|--|
| 87 | at Chicago Bears, Dec. 14, 1941 (3 returns) |
| 58 | vs. Boston Redskins at New York, Dec. 13, 1936 (5 returns) |
| 38 | at Philadelphia, Jan. 9, 2011 (4 returns) |

KICKOFF RETURNS**Most Opponent Kickoff Returns, Game**

| | |
|---|--|
| 8 | at Atlanta, Jan. 15, 2011 (232 yds.) |
| 7 | vs. Oakland, Jan. 14, 1968 (127 yds.) |
| | vs. St. Louis Cardinals, Jan. 8, 1983 (178 yds.) |
| | vs. Carolina, Jan. 12, 1997 (86 yds.) |
| | vs. Seattle, Jan. 4, 2004 (98 yds.) |
| | vs. Seattle, Jan. 12, 2008 (105 yds.) |
| 6 | Nine times (last: vs. Pittsburgh, Feb. 6, 2011) |

Most Yards, Opponent Kickoff Returns, Game

| | |
|-----|---|
| 232 | at Atlanta, Jan. 15, 2011 (8 returns) |
| 186 | vs. Detroit, Dec. 31, 1994 (5 returns) |
| 178 | vs. St. Louis Cardinals, Jan. 8, 1983 (7 returns) |

SACKS**Most Sacks, Game (Since 1963)**

| | |
|---|---|
| 8 | at Philadelphia, Jan. 11, 2004 |
| 6 | vs. Kansas City, Jan. 15, 1967 |
| | at Washington, Jan. 10, 2016 |
| 5 | vs. Los Angeles Rams, Dec. 23, 1967 |
| | vs. St. Louis Cardinals, Jan. 8, 1983 |
| | vs. New England Patriots, Jan. 26, 1997 |
| | at Atlanta, Jan. 15, 2011 |
| | at Seattle, Jan. 18, 2015 |

PENALTIES**Most Opponent Penalties, Game**

| | |
|----|-----------------------------------|
| 12 | at Chicago Bears, Dec. 14, 1941 |
| 11 | at New York Giants, Dec. 17, 1944 |
| 8 | at San Francisco, Jan. 6, 1996 |
| | at San Francisco, Jan. 12, 2013 |
| | at Seattle, Jan. 18, 2015 |

Fewest Opponent Penalties, Game

| | |
|-----|--|
| **0 | at Philadelphia, Dec. 26, 1960 |
| 2 | at New York Giants, Dec. 11, 1938 |
| | vs. New England, Jan. 26, 1997 |
| | vs. Seattle, Jan. 4, 2004 |
| | vs. San Francisco, Jan. 5, 2014 |
| 3 | 11 times (last: vs. New York Giants, Jan. 8, 2017) |

* NFL Record

** Shares NFL Record

Super Bowl Record

Shares Super Bowl Record

PACKERS IN THE PRO FOOTBALL HALL OF FAME

The Green Bay Packers have 24 individuals in the Pro Football Hall of Fame in Canton, Ohio, including Class of 2016 inductee Brett Favre. The Packers' total is second only to that of the Chicago Bears, who have 27 enshrinees. The Pittsburgh Steelers (21) and New York Giants (20) are next, followed by the Washington Redskins (19) and Los Angeles Rams (18).

Four of the Packers' inductees were charter members of the Hall in 1963.

In addition, five other players who played briefly for Green Bay – defensive end Len Ford, linebacker Ted Hendricks, guard/coach Walt Kiesling, kicker Jan Stenerud and safety Emlen Tunnell – have their busts displayed in the Hall of Fame. Biographies of the Packers' 24 HOF inductees follow:



1963 — EARL L. "CURLY" LAMBEAU

Founder, Coach (1919-49)

Co-founded the Packers in 1919 and served as team's head coach through 1949 season. Won six NFL championships, tying him with George Halas for most ever. He also was the first NFL head coach to make the forward pass an integral part of his team's offense. One of only six coaches in league history to win more than 200 regular-season games. Others are Don Shula, Halas, Tom Landry, Marty Schottenheimer and Bill Belichick. In addition to his 29 NFL seasons as Packers head coach, he also coached the Chicago Cardinals (1950-51) and Washington Redskins (1952-53). His overall regular-season record was 226-132-22, a .631 winning percentage. Also played halfback for the Packers from 1919 through 1929 in a Notre Dame Box offense and was one of the NFL's most prolific passers in the pre-sta era of the 1920s. Named to NFL All-Decade Team for the 1920s. Given name was Earl Louis Lambeau. Born April 9, 1898, in Green Bay. Died June 1, 1965, at age 67. Lambeau Field named in his honor, Sept. 11, 1965.

1963 — ROBERT "CAL" HUBBARD

Tackle (1929-33, 1935)

Purchased from the New York Giants prior to the 1929 season, he played an integral role in the Packers winning a record three straight NFL championships from 1929-31. Stood 6-foot-2, weighed 253 pounds and was considered a behemoth in his day. Played both offense and defense in pro football's Iron Man Era and stood out on both sides of the ball. Was official NFL All-Pro choice in each of first three years (1931, '32, '33) such selections were made. Selected to NFL's 50th Anniversary Team in 1969 and 75th Anniversary All-Time Team in 1994. Played for the Giants (1927-28, 1936) and Pittsburgh Pirates (1936). Only inductee in both the pro football and baseball halls of fame. Elected to baseball's hall in 1976 as an umpire. Given name was Robert Calvin Hubbard. Born Oct. 31, 1900, in Keytesville, Mo. Died Oct. 17, 1977, at age 76.



1963 — DON HUTSON

End (1935-45)


Although he played in Curly Lambeau's Notre Dame Box offensive system and mostly lined up tight to the tackle, he had no peers in his day as a receiver. Held 19 NFL records when he retired. Led the NFL in pass receptions eight times and led it in scoring five times. Winner of the Joe F. Carr Trophy, the NFL's official MVP award, in 1941 and '42. Named to Official NFL All-Pro team in 1936 and from 1938-42. Named on the first six *Associated Press* All-Pro teams from 1940-45. Chosen on NFL's 75th Anniversary All-Time Team and All-Time Team in 1994 and was the split end on the 50th Anniversary Team in 1969. Also intercepted 30 passes as a defensive back the last six years of his career and shared placekicking duties from 1940-45. Once scored a league-record 29 points in a quarter. Named to three Pro Bowls. Born Jan. 31, 1913, in Pine Bluff, Ark. Died June 26, 1997, at age 84.



1963 — JOHNNY "BLOOD" MCNALLY

Halfback (1929-33, 1935-36)

Born John Victor McNally, he adopted the name Johnny Blood and used it exclusively throughout his pro football career. An elusive runner and receiver, he was one of NFL's first big-play threats. Caught 10 TD passes in 1931 before the league kept stats, but it remained an unofficial record for 12 years. Played on four NFL championship teams with the Packers: 1929-31, 1936. Named to the NFL's All-Decade Team for the 1930s. Also played for Milwaukee Badgers (1925-26), Duluth Eskimos (1926-27), Pottsville Maroons (1928) and Pittsburgh Pirates (1934, 1937-38). One of the most colorful players in NFL history, he was nicknamed "The Vagabond Halfback." Born Nov. 27, 1903, in New Richmond, Wis. Died Nov. 28, 1985, at age 82.



1964 — CLARKE HINKLE

Fullback (1932-41)

A tough, bruising, powerful runner and a comparatively hard-hitting linebacker in the NFL's Iron Man Era, when players played both offense and defense. His battles with Bronko Nagurski of the rival Chicago Bears were legendary. He and Nagurski were the NFL's All-Decade fullbacks for the 1930s. Retired as the NFL's all-time leading rusher with 3,860 yards. A member of the NFL's official All-Pro team four times (1936-38, 1941). Named to NFL's 75th Anniversary All-Time Team in 1994 as a fullback, linebacker and kicker. Played on NFL championship teams in 1936 and '39. Born April 10, 1909, in Toronto, Ohio. Died Nov. 9, 1988, at age 79.



PRIMARY HALL OF FAMERS, BY FRANCHISE

| | |
|--|-----------|
| Chicago Bears/Staleys | 27 |
| Green Bay Packers | 24 |
| Pittsburgh Steelers/Pirates | 21 |
| New York Giants | 20 |
| Washington/Boston Redskins/Boston Braves | 19 |
| St. Louis/Los Angeles/Cleveland Rams | 18 |
| Cleveland Browns | 16 |
| Dallas Cowboys | 16 |
| Detroit Lions/Portsmouth Spartans | 16 |

| | |
|---|----|
| Oakland/Los Angeles Raiders | 16 |
| San Francisco 49ers | 15 |
| Indianapolis/Baltimore Colts | 13 |
| Minnesota Vikings | 13 |
| Arizona/Phoenix/St. Louis/Chicago Cardinals | 13 |
| Kansas City Chiefs | 11 |
| Buffalo Bills | 10 |
| Miami Dolphins | 10 |



1964 — MIKE MICHALSKE

Guard (1929-35, 1937)

Rugged, raw-boned and durable. Not only a two-way player, but also one who typically played all 60 minutes of a game. On the small side, even in his day, at 6 feet tall and 210 pounds, Michalske was quick and explosive on offense and one of the first to develop blitzing and stunting tactics on defense where he formed a formidable duo with tackle Cal Hubbard. Signed with the Packers as a free agent when the New York Yankees folded before the 1929 season. Michalske played with the Yankees in 1926 in the short-lived American Football League and for two years (1927-28) in the NFL prior to Green Bay. Named to NFL's All-Decade Team for the 1920s. Standout lineman on three NFL championship teams from 1929-31. Given first name was August, but nicknamed "Iron Mike," which, in turn, was shortened to Mike. Born April 24, 1903, in Cleveland. Died Oct. 26, 1983, at age 80.

1966 — ARNIE HERBER

Quarterback (1930-40)

Pinpoint deep passer and pioneer of the long bomb in the NFL. In 1936, became first passer in league history to throw for more than 1,000 yards in a season. Led NFL in passing in 1932, '34 and '36. Member of the Packers' 1930-31 championship teams, but teamed with Don Hutson to star on the 1936 and '39 champs. Played only halfback in Packers' Notre Dame Box system, but inducted into the Hall and chosen as a quarterback on NFL's All-Decade Team for the 1930s. Played for New York Giants (1944-45) and faced the Packers in '44 NFL Championship Game. A Green Bay native and football and basketball star at Green Bay West High School. Born April 2, 1910, in Green Bay. Died Oct. 14, 1969, at age of 59.



1971 — VINCE LOMBARDI

Coach (1959-67)

Won five NFL championships over a seven-year span from 1961-67 and only coach in league history to win three straight titles under a playoff format. Winning coach in Super Bowls I and II; the game's trophy was named after him following his death in 1970. One of the most iconic figures in coaching history, regardless of sport. Ranks first in all-time winning percentage among NFL coaches with 100 career victories or more. Overall record was 105-35-6, a glittering .750 winning percentage, including his one season in Washington (1969). Regular-season record was 96-34-6. Postseason record, entirely in Green Bay, was 9-1. Served as Packers general manager in 1968, but was inducted as a head coach. Hired by Packers after serving as assistant coach with the New York Giants (1954-58). Born June 11, 1913, in Brooklyn, N.Y. Died Sept. 3, 1970, at age 57.

1974 — TONY CANADEO

Halfback (1941-44, 1946-52)

Became only the third 1,000-yard rusher in pro football history when he gained 1,052 yards in 1949. Finished his career with 4,197 yards on 1,025 attempts, a 4.1-yard average. A durable, all-purpose halfback, he was a hard runner, an accomplished blocker, a capable passer and a good receiver. Also played defense early in his career. Spent 1945 season in the service during World War II. Played college football at Gonzaga, where he acquired the nickname "Grey Ghost." Born May 5, 1919, in Chicago. Died Nov. 29, 2003, at age 84.



1976 — JIM TAYLOR


Fullback (1958-66)

Hard-edged, hard-nosed runner who typically dished out more punishment than he took. Rushed for more than 1,000 yards in five straight seasons from 1960-64. Spent his final season in 1967 with the New Orleans Saints. When he retired from the NFL, he ranked second to the great Jim Brown in all-time rushing yards with 8,597. Won league rushing title in 1962 with 1,474 yards and averaged 5.4 per carry. Had 26 career 100-yard rushing games, all in a Packers uniform. Chosen by *The Associated Press* as the NFL's MVP in 1962. Selected MVP of 1965 NFL Championship Game. Chosen as one of two fullbacks, along with Brown, on NFL's 1960s All-Decade Team. Selected to five Pro Bowls. Born Sept. 20, 1935, in Baton Rouge, La.

1977 — FORREST GREGG

Tackle (1956, 1958-70)

Called by Vince Lombardi "the finest player I ever coached." Anchor of Lombardi lines at right tackle, but filled in at guard in Packers' 1961 championship run. Selected to nine Pro Bowls and named *Associated Press* All-Pro seven times. Voted to NFL's 75th Anniversary All-Time Team in 1994. Also named to the NFL's 1960s All-Decade Team. Held the Packers record for durability with 187 consecutive games played until surpassed by Brett Favre in 2003. Starter on five NFL championship teams. Spent 1957 in military service. Finished his career with the Dallas Cowboys in 1971, where he won a sixth NFL title and third Super Bowl. Born Oct. 18, 1933, in Birthingright, Texas.



OTHERS IN PRO HALL OF FAME WHO PLAYED FOR GREEN BAY



Len Ford — 1976



Ted Hendricks — 1990



Walt Kiesling — 1966



Jan Stenerud — 1991



Emlen Tunnell — 1967



1977 — BART STARR

Quarterback (1956-71)

Drafted in the 17th round in 1956, the 200th overall selection, and wound up winning a record five NFL championships as a starting quarterback. Named NFL's MVP by *The Associated Press* in 1966. Led the Packers to victory in Super Bowls I and II and was named the game's MVP each time. One of three quarterbacks picked on the NFL's 1960s All-Decade Team. Led the NFL in passing in 1962, 1964 and 1966. Passed for 24,718 yards with a 57.4 completion percentage. Named to the Pro Bowl four times. Held Packers career record for most games played (196) until surpassed by Brett Favre in 2004. Played college football at Alabama. Born Jan. 9, 1934, in Montgomery, Ala.

1978 — RAY NITSCHKE

Linebacker (1958-72)

"Mean on Sunday" was the name of his 1973 autobiography and his trademark as a player. Looked ferocious peering at opposing quarterbacks from his middle linebacker position and played ferociously. Named MVP of 1962 NFL Championship Game, a brutal defensive battle vs. the New York Giants won by the Packers, 16-7. Named the only linebacker on NFL's 50th Anniversary Team in 1969 and one of four middle linebackers chosen on the NFL's 75th Anniversary All-Time Team in 1994. Named *Associated Press* All-Pro in 1964 and '66. Selected to the Pro Bowl in 1964. Had 25 career interceptions. Born Dec. 29, 1936, in Elmwood Park, Ill. Died March 8, 1998, at age 61.



1980 — HERB ADDERLEY

Cornerback (1961-69)

At 6 feet and 205 pounds was not only the prototypical cornerback of his day, but of all time. Had it all: speed, size, toughness, awareness and big-play ability. Also played for the Dallas Cowboys from 1970-72. Intercepted 48 passes, including 39 with the Packers. Returned seven of those 39 picks for touchdowns. Named to NFL's 1960s All-Decade Team. Named *Associated Press* All-Pro five times and was a five-time Pro Bowl selection while with the Packers. Started on six NFL championship teams, including five in Green Bay, and played in four of the first six Super Bowls, including two with Dallas. Led Packers in kickoff returns each season from 1960-64 and averaged 25.7 yards over his career. Born June 8, 1939, in Philadelphia.

1981 — WILLIE DAVIS

Defensive End (1960-69)

Excelled as a pass rusher before the NFL kept tabs on sacks or he'd likely be the Packers' all-time leader. Unofficially, it is estimated that he had more than 100 career sacks, maybe more than 120. Also highly respected team leader who served as defensive captain of the Packers' 1966 and 1967 NFL championship teams — winners of Super Bowls I and II. In all, started on five NFL championship teams. Named to NFL's 1960s All-Decade Team. Named *Associated Press* All-Pro five times and selected to five Pro Bowls. Holds all-time Packers record for career fumble recoveries with 21. Started NFL career with Cleveland Browns (1958-59). Born July 24, 1934, in Lisbon, La.



1981 — JIM RINGO

Center (1953-63)

Undersized at 6 feet, 2 inches tall and at most 232 pounds, but cat-quick at executing difficult cut blocks. Offensive captain of Vince Lombardi's first two NFL championship teams in 1961 and '62. Also played for Philadelphia (1964-67). Chosen on NFL's 1960s All-Decade Team. Named to two Pro Bowls before Lombardi arrived in Green Bay, five more under Lombardi and three with the Eagles. Named *Associated Press* All-Pro six times with Packers. Highly durable performer, once held NFL record for most consecutive games played (183), including 126 with Green Bay. Born Nov. 21, 1931, in Orange, N.J. Died Nov. 19, 2007, at age 75.

1986 — PAUL HORNUNG

Halfback (1957-62, 1964-66)

One of the most versatile players in pro football history, he won the NFL scoring title three consecutive years (1959-61). Set league record by scoring 176 points in 12-game, 1960 season. Record stood for 46 years until broken by LaDainian Tomlinson over 16 games in 2006. Named NFL's *Associated Press* MVP in 1961 and also MVP of that season's NFL Championship Game. Vince Lombardi viewed him as his biggest playmaker and best clutch player. As the starting left halfback, he was the ball carrier in the heyday of Lombardi's power sweep. Named All-Pro at halfback by *The Associated Press* in 1960 and 1961. Named to NFL's 1960s All-Decade Team. Doubled as Packers kicker from 1958-62 and again in '64. Scored 760 career points. Bonus choice — or first player selected overall — in 1957 NFL Draft. Played college football at Notre Dame, winning Heisman Trophy in 1956. Born Dec. 23, 1935, in Louisville, Ky.



1989 — WILLIE WOOD

Safety (1960-71)

Sent postcards to several NFL teams asking for a tryout coming out of USC in 1960. Signed with the Packers as a rookie free agent and started at free safety on five NFL championship teams. Named *Associated Press* All-Pro five straight years from 1964-68. An eight-time Pro Bowl selection. Named to NFL's 1960s All-Decade Team. One of two safeties chosen on the Super Bowl Silver Anniversary Team in 1990. Broke open a close contest in third quarter of Super Bowl I, intercepting a Len Dawson pass and returning it 50 yards to the Kansas City Chiefs' 5. Had 48 career interceptions. Won NFL title in 1962 with nine thefts. Also led league in punt returns in 1961 with 16.1-yard average. One of only 16 non-drafted free agents to make Hall of Fame. Played college football in one-platoon era and doubled as a quarterback and defensive back. Born Dec. 23, 1936, in Washington, D.C.



1995 — HENRY JORDAN


Defensive Tackle (1959-69)

Raised havoc with his quickness, especially as a pass rusher, on Vince Lombardi's five NFL championship teams. Named *Associated Press* All-Pro five straight seasons (1960-64). Also selected to play in the Pro Bowl four times. Originally a fifth-round draft choice of Cleveland Browns; came to Green Bay in 1959 trade. Played for the Browns (1957-58). Unofficially had 3.5 sacks in 1967 Western Conference Championship Game win over Los Angeles Rams. Born Jan. 26, 1935, in Emporia, Va. Died Feb. 21, 1977, at age 42.

2003 — JAMES LOFTON

Wide Receiver (1978-86)

Big, fast, gifted receiver who could run any route and probably could have starred in any system. Excelled as a deep threat. First Packers player without direct ties to either Curly Lambeau or Vince Lombardi to be inducted in Canton. Caught 530 passes for 9,656 yards and averaged a sensational 18.2 yards per catch in his nine seasons with the Packers. Also played for L.A. Raiders (1987-88), Buffalo (1989-92), L.A. Rams (1993) and Philadelphia (1993). In 16 NFL seasons, posted 764 receptions for 14,004 yards and an 18.3-yard average. Yardage total was the NFL career record at the time. Chosen for seven Pro Bowls and named *Associated Press* All-Pro twice while playing for the Packers. Named to NFL's 1980s All-Decade Team. Recorded more than 50 receptions in a season nine times. First NFL player to score a touchdown in 1970s, '80s and '90s. Born July 5, 1956, in Fort Ord, Calif.



2006 — REGGIE WHITE


Defensive End (1993-98)

Nicknamed "Minister of Defense" while playing at the University of Tennessee, he arguably became the most dominant defensive end in NFL history when considering production against both the run and the pass. At the time of retirement, his 198 sacks were an NFL record, as were his 12 seasons with 10-plus sacks. Only player to record 10 sacks in nine consecutive seasons. Played six of his 15 NFL seasons with the Packers and registered 68.5 sacks with a season high of 16 in 1998. Named *Associated Press* Defensive Player of the Year in 1998. Named to the Pro Bowl in all six of his Packers seasons and selected *Associated Press* All-Pro twice. In Packers' Super Bowl XXXI victory over New England, he set a Super Bowl record with three sacks. Began his pro career with the USFL's Memphis Showboats (1984-85) before entering the NFL. Also played for Philadelphia Eagles (1985-92) and Carolina Panthers (2000). During eight seasons with Philadelphia, recorded more sacks (124) than games played (121). A landmark free agent when he signed with Green Bay in 1993. The next year he was selected for the NFL's 75th Anniversary All-Time Team. Also chosen to NFL's All-Decade teams for the 1980s and '90s. Elected to 13 straight Pro Bowls. Born Dec. 19, 1961, in Chattanooga, Tenn. Died Dec. 26, 2004, at age 43.

2013 — DAVE ROBINSON

Linebacker (1963-72)

At 6 feet, 3 inches tall and 245 pounds and with 4.6 speed in the 40, he was the prototypical outside linebacker. Excelled at holding up the tight end at the line and nullified Hall of Famers John Mackey and Mike Ditka in the 14 games he faced them. Made three big plays that spelled the difference in three of the biggest games of Vince Lombardi's three-year title run. Plays included a game-changing 87-yard interception return in a do-or-die 1965 regular-season victory at the Baltimore Colts; a smothering pressure against Dallas quarterback Don Meredith that saved the Packers in the 1966 NFL Championship Game; and a critical blocked field goal in a 1967 playoff victory over the Los Angeles Rams. Named to NFL's 1960s All-Decade Team. Named *Associated Press* All-Pro in 1967 and 1969. Three-time Pro Bowl selection. Registered 21 interceptions during his 10 seasons with Green Bay. His 12 interceptions from 1965-67 were the most in the league among linebackers. Also played for Washington (1973-74). Born May 3, 1941, in Mount Holly Township, N.J.



2015 — RON WOLF

Executive Vice President and General Manager (1991-2001)

Orchestrated one of the most remarkable rebuilding efforts in NFL history following a Packers drought of 24 years. Under his leadership from 1992-2000, the Packers were tied for the second-best regular-season record in the NFL (92-52-.639), while recording seven consecutive winning seasons (1992-98) and six straight playoff appearances (1993-98). Made three key transactions early in his time in Green Bay: hiring Mike Holmgren as head coach, trading for quarterback Brett Favre and signing defensive end Reggie White. The moves helped the Packers win three consecutive NFC Central Division championships (1995-97) and back-to-back NFC titles (1996-97). From 1992-2000, the Packers were 65-12 (.844) at Lambeau Field during the regular season and playoffs, the best home record in the NFL over that time span. Began his NFL career as a scout for the Oakland Raiders in 1963 and spent 23 seasons with the franchise over three separate tenures as the Raiders posted winning records in all but six of those years. In 1975, hired by the expansion Tampa Bay Buccaneers as general manager. Born Dec. 30, 1938, in New Freedom, Pa.

2016 — BRETT FAVRE

Quarterback (1992-2007)

The ultimate ironman among NFL quarterbacks. All-time record-breaker. The savior, so to speak, of a franchise that had been mired in a nearly 25-year funk. Favre was all of the above during a career that might have been unmatched in Packers history. He started a remarkable 253 straight games before moving on to the New York Jets (2008) and Minnesota Vikings (2009-10), where he extended his NFL record for quarterbacks to 298 games. When he retired, he held the all-time league record for almost every major passing category, including attempts, completions, yards and touchdowns. Acquired in a trade after spending his rookie year with Atlanta (1991), Favre joined the Packers at a time when they had made only two postseason appearances in 24 years. In his 16 years as a starter, Green Bay made the playoffs 11 times, highlighted by a victory in Super Bowl XXXI. Born Oct. 10, 1969, in Gulfport, Miss.



PACKERS HALL OF FAME

INDUCTED FALL 1970

Bernard "Boob" Darling, C, 1927-31
Earl "Curly" Lambreau, Co-Founder/B/
Head Coach, 1919-49
Lavvie Dilweg, E, 1927-34
Verne Lewellen, B-P, 1924-32
Francis "Jug" Earp, C, 1922-32
John "Blood" McNally, B, 1929-33, 1935-36
Robert "Cal" Hubbard, T, 1929-33, 1935
August "Mike" Michalske, G, 1929-35, 1937

1971

(No inductions)

INDUCTED JANUARY 1972

Hank Bruder, B, 1931-39
Don Hutson, E, 1935-45
Milt Gantenbein, E, 1931-40
Cecil Isbell, B, 1938-42
Charles "Buckets" Goldenberg, B/G, 1933-45
Joe Laws, B, 1934-45
Arnie Herber, B, 1930-40
Russ Letlow, G, 1936-42, 1946
Clarke Hinkle, B, 1932-41
George Svendsen, C, 1935-37, 1940-41

INDUCTED JANUARY 1973

Charley Brock, C, 1939-47
Bob Monnett, B, 1933-38
Tony Canadeo, B, 1941-44, 1946-52
Buford "Baby" Ray, T, 1938-48
Larry Craig, B-DE, 1939-49
Andy Uram, B, 1938-43
Bob Forte, B, 1946-53
Dick Wildung, T, 1946-51, 1953
Ted Fritsch, B, 1942-50
Howard "Whitey" Woodin, G, 1922-31

INDUCTED JANUARY 1974

Al Carmichael, HB-KR, 1953-58
Dave Hanner, DT, 1952-64
Fred Cone, FB-K, 1951-57
Billy Howton, E, 1952-58
Bobby Dillon, S, 1952-59
John Martinkovic, DE, 1951-56
Howie Ferguson, FB, 1953-58
Jim Ringo, C, 1953-63
Bill Forester, LB, 1953-63
Tobin Rote, QB, 1950-56

INDUCTED JANUARY 1975

Don Chandler, K-P, 1965-67
Ron Kramer, TE, 1957, 1959-64
Willie Davis, DE, 1960-69
Vince Lombardi, Head Coach/
General Manager, 1959-68
Paul Hornung, HB, 1957-62, 1964-66
Max McGee, E, 1954, 1957-67
Henry Jordan, DT, 1959-69
Jim Taylor, FB, 1958-66
Jerry Kramer, G, 1958-68
Fred "Fuzzy" Thurston, G, 1959-67

INDUCTED JANUARY 1976

Joseph "Red" Dunn, B, 1927-31
Bob Skoronski, T, 1956, 1959-68
Hank Gremminger, CB/S, 1956-65
Jesse Whittenon, CB, 1958-64
Gary Kafelc, E, 1954-62
Carl "Bud" Jorgensen, Property Manager/
Trainer, 1924-70

INDUCTED JANUARY 1977

Howard "Cub" Buck, T, 1920-25
Bart Starr, QB, 1956-71
Forrest Gregg, T, 1956, 1958-70
Charlie Mathys, B, 1922-26
Willie Wood, S, 1960-71
Andrew B. Turnbull, President/
Executive Committee, 1923-49

INDUCTED FEBRUARY 1978

Boyd Dowler, E, 1959-69
Paul "Tiny" Engebretsen, G, 1934-41
Lon Evans, G, 1933-37
Ray Nitschke, LB, 1958-72
George Calhoun, Co-Founder/Publicist/
Board of Directors, 1919-63

INDUCTED FEBRUARY 1979

Nate Barragar, C, 1931-32, 1934-35
Carroll Dale, WR, 1965-72
Elijah Pitts, HB, 1961-69, 1971
Pete Tinsley, G, 1938-45
Dominic Olejniczak, President/Executive
Committee, 1951-89

1980

(No inductions)

INDUCTED FEBRUARY 1981

Herb Adderley, CB, 1961-69
Ken Bowman, C, 1964-73
Chester "Swede" Johnston, B, 1931, 1934-38
Leland H. Joannes, President/Board of
Directors, 1923-80

INDUCTED FEBRUARY 1982

Lou Brock, B, 1940-45
Gale Gillingham, G, 1966-74, 1976
Dave Robinson, LB, 1963-72
Jack Vainisi, Scout, 1950-60

INDUCTED FEBRUARY 1983

Carl Mulleneaux, E, 1938-41, 1945-46
Donny Anderson, HB-P, 1966-71
Fred Carr, LB, 1968-77
Fred Leicht, Board of Directors, 1935-77

INDUCTED FEBRUARY 1984

John Brockington, FB, 1971-77
Dan Currie, LB, 1958-64
Ed Jankowski, B, 1937-41
Frederick N. Trowbridge, Executive
Committee, 1950-81

INDUCTED FEBRUARY 1985

Phil Bengtson, Assistant Coach/
Head Coach, 1969-70
Bob Jeter, DB, 1963-70
Earl "Bud" Svendsen, C, 1937-1939

INDUCTED FEBRUARY 1986

Lee Roy Caffey, LB, 1964-69
Irv Comp, B, 1943-49
Wilner Burke, Band Director, 1939-81

INDUCTED MARCH 1987

Chester Marcol, K, 1972-80
Deral Teteak, LB, 1952-56
Dr. Eugene Brusky, Team Physician, 1962-91

INDUCTED FEBRUARY 1988

Lionel Aldridge, DE, 1963-71
Bob Mann, E, 1950-54
Jerry Atkinson, Board of Directors, 1950-95

INDUCTED FEBRUARY 1989

Zeke Bratkowski, QB, 1963-68, 1971
Ron Kostelnik, DT, 1961-68

1990

(No inductions)

INDUCTED FEBRUARY 1991

Harry Jacuski, E, 1939-44
Jan Stenerud, K, 1980-83
Gerald F. Clifford, Executive Committee, 1930-50

INDUCTED FEBRUARY 1992

Lynn Dickey, QB, 1976-77, 1979-85
Larry McCarren, C, 1973-84
Al Schneider, Hall of Fame Board, 1970-83

INDUCTED MARCH 1993

Willie Buchanon, CB, 1972-78
Johnnie Gray, S, 1975-83
Art Daley, Sportswriter, 1941-43, 1946-2011

INDUCTED MARCH 1994

Paul Coffman, TE, 1978-85
Gerry Ellis, RB, 1980-86
Dr. W.W. Kelly, Board of Directors, 1923-49

INDUCTED MARCH 1995

William Braut, Hall of Fame Founder/
Board, 1966-94

INDUCTED MARCH 1996

John Anderson, LB, 1978-89
Lee Remmel, Sportswriter/Public Relations/
Historian, 1945-2007

INDUCTED MARCH 1997

John "Red" Cochran, Assistant Coach/
Scout, 1959-66, 1971-2004
Ezra Johnson, DE, 1977-87
Travis Williams, HB-KR, 1967-70

INDUCTED MARCH 1998

Ken Ellis, CB, 1970-75
Mark Murphy, S, 1980-85, 1987-91
Judge Robert J. Parins, President/Board of
Directors, 1966-94

INDUCTED MARCH 1999

James Lofton, WR, 1978-86
Tom Miller, Administrator, 1956-88

INDUCTED JULY 2000

Ron Wolf, General Manager, 1991-2001

INDUCTED JULY 2001

Johnny Holland, LB, 1987-93
Ray Scott, TV Announcer, 1956-63, 1965-67

INDUCTED JULY 2002

Sterling Sharpe, WR, 1988-94
Vernon Biever, Team Photographer, 1946-2007

INDUCTED JULY 2003

Mike Douglass, LB, 1978-85
Jim Irwin, Radio Announcer, 1969-98

INDUCTED JULY 2004

Robert E. Harlan, President-CEO/
Administrator, 1971-2008

INDUCTED JULY 2005

Edgar Bennett, RB, 1992-96
Don Majkowski, QB, 1987-92

INDUCTED JULY 2006

Reggie White, DE, 1993-98

INDUCTED JULY 2007

Robert Brooks, WR, 1992-98
LeRoy Butler, S, 1990-2001

INDUCTED JULY 2008

Gilbert Brown, DT, 1993-99, 2001-03
Frank Winters, C, 1992-2002
Al Tremi, Film & Video Director, 1967-2001

INDUCTED JULY 2009

Antonio Freeman, WR, 1995-2001, 2003
Dorsey Levens, RB, 1994-2001

INDUCTED JULY 2010

Mark Chmura, TE, 1992-99
Marv Fleming, TE, 1963-69
Greg Koch, T, 1977-85

INDUCTED JULY 2011

William Henderson, FB, 1995-2006
Marco Rivera, G, 1997-2004
Frank Jonet, Executive Committee, 1935-51

INDUCTED JULY 2012

Mike Holmgren, Head Coach, 1992-98

INDUCTED JULY 2013

Kabeer Gbaja-Biamila, DE, 2000-2008
Chris Jacke, K, 1989-1996
Emil R. Fischer, President/Executive
Committee, 1935-58

INDUCTED JULY 2014

Ahman Green, RB, 2000-2006, 2009
Ken Ruettggers, T, 1985-96

INDUCTED JULY 2015

Brett Favre, QB, 1992-2007

INDUCTED JULY 2016

Chad Clifton, T, 2000-11
Nick Collins, S, 2005-11
Russ Winnie, Radio Announcer, 1929-1946

INDUCTED JULY 2017

Donald Driver, WR, 1999-2012
Mark Lee, CB, 1980-90

Note: Players are listed at positions that were part of the game's normal terminology when they played.

Prior to 1950, most players played both offense and defense. In the case of linemen, including ends, they usually played the same position on both sides of the ball. Backs were listed as quarterbacks, halfbacks and fullbacks, but were often interchangeable on offense, especially in Curly Lambreau's Notre Dame Box system. On defense, some backs would line up as linebackers and others in the backfield, depending on whether the scheme called for a seven-, six- or five-man line.

Since 1950, positions have been classified as offense or defense. But some positions have undergone name changes. Ends on offense were renamed wide receivers and tight ends over the course of the 1960s and halfbacks became running backs in the late 1960s. Also, there were periods where the names of certain positions differed on depth charts, in playbooks and on all-pro teams.

PACKERS HALL OF FAME, GREEN BAY

COMMUNITY

ADMIN. & COACHES

VETERANS

FREE AGENTS

2016 REVIEW

PACKERS HALL OF FAME

LAMBEAU FIELD

MISC.

ALL-TIME ALL-PRO SELECTIONS

- 1922** — B Curly Lambeau (Halas)
1923 — B Curly Lambeau (Gaz)
1924 — B Curly Lambeau (Gaz)
 E Tillie Voss (**Gaz**)
- 1925** — G George Abramson (Gaz)
 B Verne Lewellen (Gaz)
 T Dick Stahlman (Gaz)
- 1926** — B Verne Lewellen (**Gaz**)
 B Cully Lidberg (Eye)
- 1927** — E Lavvie Dilweg (**Gaz, Smi**)
 B Verne Lewellen (**Gaz, Smi**)
- 1928** — T Roger Ashmore (Smi)
 E Lavvie Dilweg (**Gaz, Smi**)
 B Eddie Kotal (Gaz, Smi)
 B Verne Lewellen (**Gaz, Smi**)
- 1929** — B Johnny (Blood) McNally (Gaz)
 E Lavvie Dilweg (**Gaz, Eye, Smi**)
 C Jug Earp (Gaz)
 T Cal Hubbard (**Smi, Eye**)
 T Bill Kern (Gaz)
 B Verne Lewellen (**Gaz, Eye, Smi**)
 G Mike Michalske (**Gaz, Eye, Smi**)
- 1930** — B Johnny (Blood) McNally (Eye)
 E Lavvie Dilweg (**Gaz, Eye**)
 B Red Dunn (Gaz, Eye)
 T Bill Kern (Gaz)
 G Mike Michalske (**Gaz, Eye**)
 E Tom Nash (Gaz, Eye)
- 1931** — C Nate Barragar (**Eye, UP**)
 B Johnny (Blood) McNally (**NFL, UP, Eye**)
 E Lavvie Dilweg (**NFL, UP, Eye**)
 B Red Dunn (NFL, UP)
 T Cal Hubbard (**NFL, UP**)
 G Mike Michalske (**NFL, UP, Eye**)
 B Bo Molenda (NFL)
 E Tom Nash (**Eye**)
 T Dick Stahlman (**Eye, NFL**)
- 1932** — C Nate Barragar (**NFL, UP, Eye**)
 E Lavvie Dilweg (NFL, UP)
 B Arnie Herber (**NFL, UP, Eye**)
 B Clarke Hinkle (**Eye, NFL, UP**)
 T Cal Hubbard (**NFL, UP, Eye**)
 E Tom Nash (UP, Eye)
 G Joe Zeller (UP)
- 1933** — E Lavvie Dilweg (UP)
 B Clarke Hinkle (UP, CN, Gaz)
 T Cal Hubbard (**NFL, UP, CN, Gaz, Eye**)
- 1934** — C Nate Barragar (NFL)
 B Clarke Hinkle (UP, Gaz)
 G Mike Michalske (**Gaz, NFL, CN**)
- 1935** — C Nate Barragar (Gaz)
 G Lon Evans (NFL)
 B Arnie Herber (**Eye, NFL, Gaz**)
 B Clarke Hinkle (UP)
 E Don Hutson (NFL, UP)
 G Mike Michalske (**NFL, Gaz, CN, UP**)
 B George Sauer (**Gaz**)
 T Ade Schwammel (UP)
- 1936** — G Lon Evans (**NFL, UP, Eye, CN**)
 E Milt Gantenbein (UP, CN, NFL, Eye)
 B Arnie Herber (CN, NFL, Eye)
 FB Clarke Hinkle (**NFL, UP**)
 E Don Hutson (NFL, Eye, UP, CN)
 T Ade Schwammel (Eye)
 T Ernie Smith (**NFL, UP**)
- 1937** — G Lon Evans (NFL, NY)
 E Milt Gantenbein (NFL)
 FB Clarke Hinkle (**NFL, UP, INS, NY, Eye**)
 E Don Hutson (**INS, NY, Eye, NFL, UP**)
 G Russ Letlow (Eye)
 T Ernie Smith (NFL, INS, NY)
- 1938** — E Milt Gantenbein (NFL, UP)
 FB Clarke Hinkle (**NFL, UP, FW, INS, NY, Eye**)
 E Don Hutson (NFL, UP, FW, INS, NY)
 B Cecil Isbell (NFL, UP, FW, INS, NY)
 G Russ Letlow (NFL, FW, INS, Eye, UP, NY)
- 1939** — B Larry Craig (HA)
 G Buckets Goldenberg (HA)
 B Clarke Hinkle (UP)
 E Don Hutson (NFL, UP, FW, INS, NY, Eye, HA)
 B Cecil Isbell (INS)
 G Russ Letlow (NY, Eye, HA)
 T Baby Ray (**Eye, UP, HA**)
- 1940** — C Charley Brock (Eye)
 B Clarke Hinkle (INS, NFL, HA)
 E Don Hutson (NFL, AP, UP, NY, Eye, HA, INS)
 B Cecil Isbell (NFL, UP, Eye)
 G Russ Letlow (NY, Eye, HA)
 E Carl Mulleneaux (UP)
- 1941** — FB Clarke Hinkle (NFL, AP, NY)
 E Don Hutson (NFL, AP, UP, NY, Eye, HA)
 B Cecil Isbell (NFL, AP, UP, NY, Eye, HA)
 T Baby Ray (UP, Eye, NY)
 E Ray Riddick (NFL)
 C George Svendsen (NFL, UP, Eye)
 G Pete Tinsley (AP, NY, HA)
- 1942** — E Don Hutson (NFL, AP, INS, NY)
 G Buckets Goldenberg (NFL, AP)
 B Cecil Isbell (NFL, NY, AP, INS)
- 1943** — T Chet Adams (HA, AP, NY)
 C Charley Brock (AP, PFI, HA)
 B Tony Canadeo (AP, NY, INS, UP, PFI, HA)
 E Don Hutson (AP, UP, NY, PFI, INS, HA)
 T Baby Ray (PFI, UP, INS, NY)
- 1944** — C Charley Brock (UP)
 E Don Hutson (AP, UP, INS, NY, PFI)
 T Baby Ray (PFI, UP, INS, NY)
- 1945** — C Charley Brock (AP, UP, INS, NY, PFI, HA)
 B Ted Fritsch (UP, HA, INS, NY)
 E Don Hutson (AP, UP, NY, PFI, INS, HA)
- 1946** — C Charley Brock (PFI, UP)
 FB Ted Fritsch (AP, HA, UP, NY, PFI)
 E Nolan Luhn (PFI)
- 1947** — DE Larry Craig (PFI, HA)
 HB Tony Canadeo (UP)
 FB Walt Schlinkman (HA, UP, PFI)
 G Dick Wildung (PFI, HA, UP)
- 1948** — HB Tony Canadeo (UP, PFI)
 T Dick Wildung (NY)
- 1949** — HB Tony Canadeo (INS, UP, AP, NY)
 T Dick Wildung (NY, UP)
- 1950** — HB Billy Grimes (NY, AP)
 DT Ed Neal (NY)
 C-LB Clay Tommemaker (UP, NY, AP)
- 1951** — C Jay Rhodemyre (NY)
1952 — E Billy Howton (NY, AP, UP)
1953 — DB Bobby Dillon (NY)
1954 — DB Bobby Dillon (AP, NY)
 DE John Martinovic (NY)
 LB Val Tommemaker (NY, AP, UP)
 DB Val Joe Walker (AP)
 LB Roger Zatkoff (UP, AP)
- 1955** — DB Bobby Dillon (AP, UP, NEA, TSN, NY)
 RB Howie Ferguson (NEA, TSN, AP, UP, NY)
 E Billy Howton (NEA, NY)
 QB Tobin Rote (NEA, AP, NY)
 LB Roger Zatkoff (AP, TSN, NEA, NY)
- 1956** — DB Bobby Dillon (UP, NEA, NY, AP)
 E Billy Howton (AP, UP, NEA, NY)
 QB Tobin Rote (AP, UP, NEA, NY)
 LB Roger Zatkoff (NEA, NY)
- 1957** — DB Bobby Dillon (AP, UP, NEA, NY)
 E Billy Howton (AP, UP, NEA, NY)
 C Jim Ringo (AP, NEA, UP)
- 1958** — DB Bobby Dillon (AP, UP, NEA, NY)
 C Jim Ringo (NY, AP, UPI, NEA)
- 1959** — DB Bobby Dillon (NY)
 LB Bill Forester (NY)
 T Forrest Gregg (AP, UPI, NEA)
 RB Paul Hornung (AP, UPI)
 C Jim Ringo (AP, UPI, NEA, NY)
- 1960** — LB Bill Forester (AP, UPI, NEA, NY)
 T Forrest Gregg (AP, UPI, NEA, NY)
 RB Paul Hornung (AP, UPI, NEA, NY)
 DT Henry Jordan (AP, UPI, NY, NEA)
 G Jerry Kramer (AP, UPI, NY)
 C Jim Ringo (AP, UPI, NEA, NY)
 RB Jim Taylor (AP, UPI, NEA, NY)
 CB Jesse Whitentont (AP, UPI)

NFL ALL-PRO TEAM HISTORY

AP—Associated Press, 1940-present
 CPF—College & Pro Football Newsweekly, 1987-present

CN—Chicago Daily News, 1933-36
 Eye—Collyer's Eye Magazine, 1923-26; Collyer's Eye and The Baseball World Magazine, 1929-41

FD—Football Digest, 1980-2005

FN—Football News, All-NFC, 1985-2001

FW—Pro Football Writers Association, 1938-40, 1966-present

Gaz—Green Bay Press-Gazette, 1923-31, 1933-35

HA—Chicago Herald-American, 1939-41, 1943, 1945-48

Halas—George Halas, for several newspapers, 1922

HOF—Pro Football Hall of Fame, 1969

INS—International News Service, 1937-40, 1942-45, 1949

NEA—Newspaper Enterprise Association, 1954-92

NFL—Official NFL Recognition, 1931-42

NY—New York Daily News, 1937-61, 1963-69
 PFI—Pro Football Illustrated, 1943-48

PFW—Pro Football Weekly, 1968-84, 1986-91 (FW selections, 1992-present)

SI—Sports Illustrated, 1981-present
 Smi—Wilfrid Smith, for The Chicago Tribune, 1926-29

TSN—The Sporting News, 1948, 1954-81, 1983-present

UP—United Press, 1931-41, 1943-57

UPI—United Press Intern'l, 1958-96

USA—USA Today, 1990s-present

*—First-Team Recognition in Bold

FIRST-TEAM ALL-NFC

- 1961 — LB Dan Currie (UPI, NEA)
LB Bill Forester (AP, UPI, NY, NEA)
T Forrest Gregg (UPI, NY)
RB Paul Hornung
(AP, UPI, NY, NEA)
DT Henry Jordan (AP, UPI, NEA, NY)
G Jerry Kramer (NY)
C Jim Ringo (AP, UPI, NEA, NY)
QB Bart Starr (NEA, NY)
RB Jim Taylor (NEA, UPI, NY)
G Fuzzy Thurston
(AP, UPI, NEA, NY)
CB Jesse Whittenon (AP, UPI, NEA)
- 1962 — CB Herb Adderley (AP, UPI, NEA)
LB Dan Currie (AP, NEA, UPI)
DE Willie Davis (AP, UPI)
LB Bill Forester (AP, NEA, UPI)
T Forrest Gregg (AP, NEA, UPI)
DT Henry Jordan (AP, NEA, UPI)
G Jerry Kramer (AP, NEA, UPI)
TE Ron Kramer (AP, NEA, UPI)
LB Ray Nitschke (AP, NEA)
C Jim Ringo (AP, NEA, UPI)
QB Bart Starr (AP, NEA, UPI)
RB Jim Taylor (AP, NEA, UPI)
G Fuzzy Thurston (UPI, AP, NEA)
S Willie Wood (AP, UPI, NEA)
- 1963 — CB Herb Adderley (AP, UPI, NY)
LB Dan Currie (NEA, NY, AP)
DE Willie Davis (UPI, NEA, NY)
LB Bill Forester (UPI, NEA)
T Forrest Gregg (AP, NEA, UPI, NY)
DT Henry Jordan (AP, NEA, UPI, NY)
G Jerry Kramer (AP, NEA, UPI, NY)
TE Ron Kramer (AP, UPI, NEA, NY)
FB Tom Moore (AP)
LB Ray Nitschke (NY)
C Jim Ringo (AP, NEA, UPI, NY)
RB Jim Taylor (AP, UPI, NEA, NY)
G Fuzzy Thurston (UPI)
S Willie Wood (NEA, UPI)
- 1964 — CB Herb Adderley
(AP, UPI, NEA, NY)
DE Willie Davis (AP, NEA, UPI, NY)
T Forrest Gregg (AP, NEA, UPI, NY)
DT Henry Jordan (AP, UPI, NY)
LB Ray Nitschke (AP, UPI, NY)
QB Bart Starr (AP)
RB Jim Taylor (UPI, NEA, NY)
G Fuzzy Thurston (NY)
S Willie Wood (AP, NEA, UPI, NY)
- 1965 — CB Herb Adderley
(AP, NEA, UPI, NY)
DE Willie Davis (AP, NEA, UPI, NY)
T Forrest Gregg (AP, UPI, NY)
LB Ray Nitschke (UPI, AP, NY)
S Willie Wood (AP, NEA, UPI, NY)
- 1966 — CB Herb Adderley
(AP, NEA, UPI, FW, NY)
LB Lee Roy Caffey (AP, UPI, NY)
DE Willie Davis
(AP, NEA, UPI, FW, NY)
T Forrest Gregg
(AP, NEA, UPI, FW, NY)
DT Henry Jordan (AP, UPI, NY)
G Jerry Kramer (AP, UPI, FW, NY)
LB Ray Nitschke
(AP, NEA, UPI, FW, NY)
QB Bart Starr (AP, NEA, UPI, FW, NY)
FB Jim Taylor (UPI)
G Fuzzy Thurston (NY)
S Willie Wood (AP, NEA, UPI, FW, NY)
- 1967 — CB Herb Adderley (AP, NEA, NY)
DE Willie Davis (AP, NEA, UPI, NY)
T Forrest Gregg (AP, UPI, NY, NEA)
DB Bob Jeter (AP, NEA, UPI, NY)
DT Henry Jordan (NY)
G Jerry Kramer (AP, UPI, NY, NEA)
LB Ray Nitschke (AP, NY)
LB Dave Robinson
(AP, NEA, UPI, NY)
S Willie Wood (AP, UPI, NY, NEA)

- 1970 — G Gale Gillingham
(AP, UPI, TSN, PFW)
S Willie Wood (TSN)
- 1971 — G Gale Gillingham (UPI, TSN, PFW)
RB John Brockington
(AP, UPI, TSN, PFW)
- 1972 — RB John Brockington (AP, UPI, TSN)
CB Ken Ellis (AP, UPI)
K Chester Marcol (AP, TSN, PFW)
- 1973 — G Gale Gillingham (PFW)
RB John Brockington
(AP, UPI, TSN, PFW)
CB Ken Ellis (AP, UPI, TSN, PFW)
- 1974 — G Gale Gillingham (AP, UPI, TSN)
LB Ted Hendricks
(AP, UPI, TSN, PFW)
K Chester Marcol (UPI, TSN, PFW)
- 1975 — LB Fred Carr (TSN)
- 1978 — RB Terrell Middleton (TSN)
CB Willie Buchanan
(AP, UPI, TSN, PFW)
- 1980 — WR James Lofton (UPI, PFW)
- 1981 — WR James Lofton (UPI, PFW)
C Larry McCarren (PFW)
- 1982 — WR James Lofton (UPI)
C Larry McCarren (UPI)
- 1983 — TE Paul Coffman (UPI, PFW)
- 1984 — TE Paul Coffman (UPI, PFW)
P Bucky Scribner (UPI)
- 1988 — LB Tim Harris (PFW)
- 1989 — WR Sterling Sharpe (UPI, PFW)
LB Tim Harris (UPI, PFW)
- 1992 — WR Sterling Sharpe (UPI, PFW)
S Chuck Cecil (PFW)
- 1993 — WR Sterling Sharpe (UPI, PFW)
DE Reggie White (UPI, PFW)
S LeRoy Butler (UPI, PFW)
- 1994 — LB Bryce Paup (UPI, PFW)
- 1995 — TE Mark Chmura (PFW)
QB Brett Favre (UPI, PFW)
DE Reggie White (UPI, PFW)
- 1996 — QB Brett Favre (FW)
DE Reggie White (FW)
S LeRoy Butler (FW)
PR Desmond Howard (FW)
- 1997 — S LeRoy Butler (FN)
QB Brett Favre (FN)
RB Dorsey Levens (FN)
DE Reggie White (FN)
- 1998 — S LeRoy Butler (FN)
WR Antonio Freeman (FN)
DE Reggie White (FN)
- 2000 — K Ryan Longwell (FN)
S Darren Sharper (FN)
- 2001 — RB Ahman Green (PFW, FN)
- 2002 — QB Brett Favre (PFW)
S Darren Sharper (PFW)
- 2003 — QB Brett Favre (PFW)
RB Ahman Green (PFW)
G Marco Rivera (PFW)
- 2004 — G Marco Rivera (PFW)
- 2006 — WR Donald Driver (PFW)
DE Aaron Kampman (PFW)
- 2007 — QB Brett Favre (PFW)
DE Aaron Kampman (PFW)
CB Al Harris (PFW)
- 2008 — S Nick Collins (PFW)
CB Charles Woodson (PFW)
- 2009 — CB Charles Woodson (PFW)
- 2010 — S Nick Collins (PFW)
LB Clay Matthews (PFW)
NT B.J. Raji (PFW)
C Scott Wells (PFW)
CB Tramon Williams (PFW)
- 2011 — LB Clay Matthews (PFW)
QB Aaron Rodgers (PFW)
- 2012 — LB Clay Matthews (PFW)
QB Aaron Rodgers (PFW)
- 2013 — G Josh Sitton (PFW)
- 2014 — QB Aaron Rodgers (PFW)
G Josh Sitton (PFW)
- 2015 — G Josh Sitton (PFW)
- 2016 — S Ha Ha Clinton-Dix (PFW)
G T.J. Lang (PFW)

- 1968 — E Carol Dale (NEA)
G Gale Gillingham (UPI, NEA)
CB Bob Jeter (NEA)
G Jerry Kramer (AP)
LB Dave Robinson
(UPI, NEA, NY, FW)
S Willie Wood
(UPI, NY, PFW, AP, NEA)
- 1969 — CB Herb Adderley
(AP, PFW, HOF, FW, NY)
G Gale Gillingham
(AP, NEA, HOF, UPI)
LB Ray Nitschke (FW, NEA)
LB Dave Robinson (AP, UPI,
NEA, PFW, NY, HOF, FW)
S Willie Wood (NEA)
- 1970 — G Gale Gillingham (AP, NEA)
S Willie Wood (NEA)
- 1971 — RB John Brockington
(AP, FW, NEA, PFW)
G Gale Gillingham (NEA, FW)
- 1972 — CB Ken Ellis (AP, FW)
K Chester Marcol
(AP, FW, NEA, PFW)
- 1973 — RB John Brockington
(NEA, AP, FW)
CB Ken Ellis (FW)
G Gale Gillingham (FW)
- 1974 — G Gale Gillingham (NEA)
LB Ted Hendricks
(AP, FW, NEA, PFW)
K Chester Marcol (AP, FW, PFW)
- 1975 — LB Fred Carr (NEA)
- 1978 — CB Willie Buchanan
(AP, FW, PFW, NEA)
- 1980 — WR James Lofton
(FW, NEA, TSN, PFW, AP)
- 1981 — WR James Lofton
(AP, FW, NEA, TSN, PFW)
- 1982 — WR James Lofton (AP, NEA)
LB George Cumby (NEA)
LB Mike Douglass (PFW)
- 1983 — WR James Lofton (AP, FW)
C Larry McCarren (NEA)
LB Mike Douglass (SI)
- 1984 — TE Paul Coffman (NEA)
WR James Lofton (NEA)
- 1985 — WR James Lofton (NEA)
- 1988 — LB Tim Harris (NEA, AP, SI)
- 1989 — LB Tim Harris
(AP, FW, NEA, TSN, PFW, SI)
QB Don Majkowski (AP)
G Rich Moran (NEA)
WR Sterling Sharpe
(AP, FW, NEA, TSN, PFW, SI)
- 1990 — C James Campen (USA)
WR Sterling Sharpe (NEA)
- 1992 — S Chuck Cecil (CPF)
TE Jackie Harris (NEA)
WR Sterling Sharpe
(AP, FW, TSN, NEA, CPF, FD)
- 1993 — S LeRoy Butler
(AP, FW, TSN, SI, FD)
K Chris Jacke (AP, CPF)
WR Sterling Sharpe
(AP, FW, TSN, SI, CPF, FD)
DE Reggie White
(TSN, AP, CPF, FD)
- 1994 — LB Bryce Paup (USA)
DE Reggie White (AP, SI)

*—First-Team Recognition in Bold

- 1995 — WR Robert Brooks (USA)
TE Mark Chmura (CPF, FD)
QB Brett Favre
(AP, FW, TSN, SI, USA, FD)
DE Reggie White
(AP, FW, TSN, USA, CPF, FD)
- 1996 — S LeRoy Butler
(AP, FW, TSN, SI, USA, FD)
QB Brett Favre
(AP, FW, TSN, SI, USA, CPF, FD)
PR Desmond Howard
(FW, TSN, USA, CPF, FD)
S Eugene Robinson (SI)
DE Reggie White (AP, CPF)
- 1997 — S LeRoy Butler
(AP, FW, TSN, SI, USA, CPF)
CB Doug Evans (FD)
QB Brett Favre
(AP, FW, TSN, USA, CPF, FD)
P Craig Hentrich (CPF)
ST Travis Jerve (FW)
DE Reggie White (AP)
LB Brian Williams (USA)
- 1998 — S LeRoy Butler
(AP, FW, TSN, USA)
WR Antonio Freeman
(AP, FW, SI, TSN, CPF, FD)
ST Travis Jerve (FW)
KR Roell Preston (FW, FD)
DE Reggie White
(AP, FW, TSN, CPF, FD)
- 1999 — C Frank Winters (USA)
2000 — S Darren Sharper
(AP, FW, TSN, USA, CPF, SI)
- 2001 — QB Brett Favre (AP)
RB Ahman Green (AP)
S Darren Sharper (SI)
- 2002 — QB Brett Favre (AP, SI)
S Darren Sharper (AP, TSN, FD)

- 2003 — RB Ahman Green (FD)
K Ryan Longwell (FD)
G Marco Rivera (AP, FD)
G Mike Wahle (SI)
- 2004 — FB William Henderson (AP, CPF)
K Ryan Longwell (FD)
- 2006 — DE Aaron Kampman (AP)
- 2007 — QB Brett Favre (AP)
DE Aaron Kampman (AP, SI)
LB Nick Barnett (AP)
CB Al Harris (AP)
- 2008 — S Nick Collins (AP)
CB Charles Woodson (AP)
- 2009 — S Nick Collins (AP)
CB Charles Woodson
(AP, PFW, TSN, SI)
- 2010 — S Nick Collins (AP)
LB Clay Matthews (AP, PFW, TSN, SI)
CB Charles Woodson (AP)
- 2011 — FB John Kuhn (AP)
QB Aaron Rodgers (AP, PFW, TSN, SI)
C Scott Wells (SI)
CB Charles Woodson (AP, TSN)
- 2012 — QB Aaron Rodgers (AP)
LB Clay Matthews (AP)
- 2013 — RB Eddie Lacy (AP)
G Josh Sitton (AP)
- 2014 — QB Aaron Rodgers (AP, PFW, SI, TSN)
WR Jordy Nelson (AP, TSN)
G Josh Sitton (AP, PFW, SI, TSN)
- 2015 — G Josh Sitton (AP)
- 2016 — T David Bakhtiari (AP)
S Ha Ha Clinton-Dix (AP)

*First-Team Recognition in Bold

MVP/PLAYER OF THE YEAR

- 1941 — Don Hutson, E (NFL)
1942 — Don Hutson, E (NFL)
1961 — Paul Hornung, HB
(AP, UPI, TSN, MC)
1962 — Jim Taylor, FB (AP, NEA)
1966 — Bart Starr, QB
(AP, UPI, TSN, NEA)
1995 — Brett Favre, QB
(AP, TSN, FW, MC)
1996 — Brett Favre, QB
(AP, TSN, FW, MC)
1997 — Brett Favre, QB (AP)
2011 — Aaron Rodgers, QB (AP, PFW, SI, MC)
2014 — Aaron Rodgers, QB (AP, PFW, SI)

OFFENSIVE MVP/ PLAYER OF THE YEAR

- 1995 — Brett Favre, QB
(AP, PW, UPI-NFC)
1996 — Brett Favre, QB (UPI-NFC)
2011 — Aaron Rodgers, QB (TSN)
2014 — Aaron Rodgers, QB (TSN)

DEFENSIVE MVP/ PLAYER OF THE YEAR

- 1989 — Tim Harris, LB (NEA)
1995 — Reggie White, DE (UPI-NFC)
1998 — Reggie White, DE (AP, PW)
2009 — Charles Woodson, CB (AP, PFW)
2010 — Clay Matthews, LB (PFW, TSN)

SUPER BOWL MVP

- I — Bart Starr, QB
II — Bart Starr, QB
XXXI — Desmond Howard, KR
XLV — Aaron Rodgers, QB

PRO BOWL MVP

- 1982 — John Jefferson (tie)

NFL ROOKIE OF THE YEAR

- 1959 — Boyd Dowler, E (UPI)
2013 — Eddie Lacy, RB (FW)

NFC ROOKIE OF THE YEAR

- 1971 — John Brockington, RB
(UPI, TSN, NEA)
1972 — Chester Marcol, K (UPI, TSN)
1972 — Willie Buchanon, CB (NEA)

NFL OFFENSIVE ROOKIE OF THE YEAR

- 1971 — John Brockington, RB (AP)
2013 — Eddie Lacy, RB (AP)

NFL DEFENSIVE ROOKIE OF THE YEAR

- 1972 — Willie Buchanon, CB (AP)
1984 — Tom Flynn, S (PW)

NFL COMEBACK PLAYER OF THE YEAR

- 2016 — Jordy Nelson, WR (AP, PFW, SI, TSN)

NFL COACH OF THE YEAR

- 1959 — Vince Lombardi (AP, UPI)
1961 — Vince Lombardi (TSN)
1989 — Lindy Infante (AP, TSN)
2011 — Mike McCarthy (MC)

NFC COACH OF THE YEAR

- 1972 — Dan Devine (UPI, FW)
1989 — Lindy Infante (UPI, FW)

NFL—Official NFL award (Joe F. Carr Trophy);
AP—Associated Press; **UPI**—United Press
International; **TSN**—The Sporting News;
FW—Pro Football Writers of America; **PW**—
Pro Football Weekly; **SI**—Sports Illustrated;
NEA—Newspaper Enterprise Association;
MC—Maxwell Club of Philadelphia (Bert Bell
Trophy)

PFWA/PRO FOOTBALL WEEKLY ALL-ROOKIE TEAM, 1974-2016

- | | |
|------------------------------|-----------------------------|
| 1975 — Johnnie Gray, S | 2000 — Na'il Diggs, LB |
| 1976 — Mark Koncar, T | 2003 — Nick Barnett, LB |
| 1977 — Mike Butler, DE | 2005 — Nick Collins, S |
| 1978 — John Anderson, LB | 2006 — Daryn Colledge, G |
| James Lofton, WR | A.J. Hawk, LB |
| 1984 — Alphonso Carreker, DE | Greg Jennings, WR |
| Tom Flynn, S | 2009 — Clay Matthews, LB |
| 1985 — Brian Noble, LB | B.J. Raji, DL |
| 1987 — Frankie Neal, WR | 2010 — Bryan Bulaga, T |
| 1989 — Chris Jacke, K | 2011 — Randall Cobb, KR |
| 1993 — Wayne Simmons, LB | 2012 — Casey Hayward, CB |
| George Teague, S | 2013 — Eddie Lacy, RB |
| 1996 — John Michels, G | 2014 — Ha Ha Clinton-Dix, S |
| 1997 — Ross Verba, T | Corey Linsley, C |
| 1998 — Vonnie Holliday, DE | |



Clinton-Dix



Linsley

CONSENSUS ALL-PROS

- | | |
|---------------------------------|-------------------------|
| 5 Don Hutson (1939, 1941-44) | Ted Fritsch (1946) |
| Jim Ringo (1959-63) | Paul Hornung (1960) |
| 4 Forrest Gregg (1962-64, 1966) | Fuzzy Thurston (1961) |
| Willie Davis (1964-67) | Dan Currie (1962) |
| LeRoy Butler (1993, 1996-98) | Bill Forester (1962) |
| 3 Bobby Dillon (1955, 1957-58) | Jim Taylor (1962) |
| Sterling Sharpe (1989, 1992-93) | Ray Nitschke (1966) |
| Brett Favre (1995-97) | Bart Starr (1966) |
| 2 Lavvie Dilweg (1929-30) | Bob Jeter (1967) |
| Mike Michalske (1929-30) | Dave Robinson (1967) |
| Cal Hubbard (1932-33) | John Brockington (1971) |
| Clarke Hinkle (1937-38) | Chester Marcol (1972) |
| Billy Howton (1956-57) | Ted Hendricks (1974) |
| Henry Jordan (1961, 1963) | James Lofton (1981) |
| Jerry Kramer (1962-63) | Tim Harris (1989) |
| Herb Adderley (1965-66) | Antonio Freeman (1998) |
| Willie Wood (1965-66) | Darren Sharper (2000) |
| Reggie White (1995, 1998) | Charles Woodson (2009) |
| 1 Lon Evans (1936) | Clay Matthews (2010) |
| Cecil Isbell (1941) | |



Kramer



Matthews

PRO BOWL SELECTIONS

- 1938** — FB Clarke Hinkle, QB Cecil Isbell, G Russ Letlow
- 1939** — After winning the 1939 NFL championship, the Packers played the Pro All-Stars in the second Pro Bowl. The game was played Jan. 14, 1940.
- 1940** — C Charley Brock, FB Clarke Hinkle, E Don Hutson, E Carl Mullenauke
- 1941** — QB/E Larry Craig, E Don Hutson, QB Cecil Isbell
- 1942** — C Charley Brock, QB/E Larry Craig, *E Don Hutson, *QB Cecil Isbell
- 1950** — **HB Billy Grimes**, C Ed Neal
- 1951** — HB Billy Grimes, T Dick Wildung
- 1952** — E Billy Howton, G Deral Teteak, E Abner Wimberly
- 1953** — DT Dave Hanner, E John Martinkovic, LB Clayton Tonnmaker
- 1954** — DT Dave Hanner, E John Martinkovic, LB Roger Zatkoff
- 1955** — DB Bobby Dillon, **FB Howie Ferguson**, E Billy Howton, E John Martinkovic, LB Roger Zatkoff
- 1956** — DB Bobby Dillon, **E Billy Howton**, QB Tobin Rote, LB Roger Zatkoff
- 1957** — DB Bobby Dillon, **E Billy Howton**, **C Jim Ringo**
- 1958** — DB Bobby Dillon, **C Jim Ringo**
- 1959** — LB Bill Forester, T Forrest Gregg, RB Paul Hornung, **C Jim Ringo**, S Emlen Tunnell
- 1960** — LB Dan Currie, LB Bill Forester, T Forrest Gregg, **RB Paul Hornung**, DT Henry Jordan, **C Jim Ringo**, QB Bart Starr, **FB Jim Taylor**
- 1961** — **LB Bill Forester**, T Forrest Gregg, **DT Henry Jordan**, E Max McGee, **C Jim Ringo**, **QB Bart Starr**, **FB Jim Taylor**, **DB Jesse Whittenton**
- 1962** — **LB Bill Forester**, T Forrest Gregg, **G Jerry Kramer**, TE Ron Kramer, RB Tom Moore, **C Jim Ringo**, QB Bart Starr, *FB Jim Taylor, **S Willie Wood**
- 1963** — **CB Herb Adderley**, DE Willie Davis, **T Forrest Gregg**, DT Henry Jordan, **G Jerry Kramer**, **C Jim Ringo**, **FB Jim Taylor**, **DB Jesse Whittenton**
- 1964** — **CB Herb Adderley**, **DE Willie Davis**, **T Forrest Gregg**, **LB Ray Nitschke**, **FB Jim Taylor**, **S Willie Wood**
- 1965** — **CB Herb Adderley**, **LB Lee Roy Caffey**, **DE Willie Davis**, WR Boyd Dowler, **S Willie Wood**
- 1966** — **CB Herb Adderley**, **DE Willie Davis**, **T Forrest Gregg**, DT Henry Jordan, **LB Dave Robinson**, T Bob Skoronski, QB Bart Starr, **S Willie Wood**
- 1967** — **CB Herb Adderley**, K Don Chandler, **DE Willie Davis**, **WR Boyd Dowler**, **T Forrest Gregg**, **DB Bob Jeter**, **G Jerry Kramer**, **LB Dave Robinson**, **S Willie Wood**
- 1968** — **RB Donny Anderson**, WR Carroll Dale, **T Forrest Gregg**, **S Willie Wood**
- 1969** — **WR Carroll Dale**, **G Gale Gillingham**, DB Bob Jeter, LB Dave Robinson, S Willie Wood
- 1970** — **LB Fred Carr**, WR Carroll Dale, G Gale Gillingham, S Willie Wood
- 1971** — **RB John Brockington**, G Gale Gillingham
- 1972** — **RB John Brockington**, DT Bob Brown, LB Fred Carr, K Chester Marcol
- 1973** — **RB John Brockington**, *CB Willie Buchanon, LB Jim Carter, CB Ken Ellis, *G Gale Gillingham
- 1974** — **CB Willie Buchanon**, CB Ken Ellis, G Gale Gillingham, LB Ted Hendricks, K Chester Marcol
- 1975** — **LB Fred Carr**, KR Steve Odom
- 1978** — **CB Willie Buchanon**, DE Ezra Johnson, WR James Lofton, RB Terrell Middleton
- 1980** — WR James Lofton
- 1981** — WR James Lofton
- 1982** — TE Paul Coffman, WR John Jefferson, WR James Lofton, C Larry McCarren
- 1983** — TE Paul Coffman, WR James Lofton, C Larry McCarren
- 1984** — TE Paul Coffman, WR James Lofton
- 1985** — WR James Lofton
- 1989** — **RB Brent Fullwood**, **LB Tim Harris**, *QB Don Majkowski, **WR Sterling Sharpe**
- 1990** — WR Sterling Sharpe
- 1992** — **S Chuck Cecil**, QB Brett Favre, **WR Sterling Sharpe**
- 1993** — S LeRoy Butler, QB Brett Favre, *WR Sterling Sharpe, **DE Reggie White**
- 1994** — **LB Bryce Paup**, *WR Sterling Sharpe, *DE Reggie White
- 1995** — **TE Mark Chmura**, **QB Brett Favre**, **DE Reggie White**
- 1996** — **S LeRoy Butler**, **QB Brett Favre**, TE Keith Jackson, **DE Reggie White**, C Frank Winters
- 1997** — **S LeRoy Butler**, TE Mark Chmura, *QB Brett Favre, ST Travis Jerry, **RB Dorsey Levens**, *DE Reggie White
- 1998** — **S LeRoy Butler**, **TE Mark Chmura**, **WR Antonio Freeman**, **KR Roell Preston**, **DE Reggie White**
- 2000** — **S Darren Sharper**
- 2001** — *QB Brett Favre, **RB Ahman Green**, TE Bubba Franks
- 2002** — WR Donald Driver, *QB Brett Favre, TE Bubba Franks, *RB Ahman Green, G Marco Rivera, S Darren Sharper
- 2003** — *QB Brett Favre, C Mike Flanagan, TE Bubba Franks, DE Kaber Gbajabiamila, **RB Ahman Green**, **G Marco Rivera**
- 2004** — **RB Ahman Green**, **FB William Henderson**, **G Marco Rivera**, WR Javon Walker
- 2006** — WR Donald Driver, DE Aaron Kampman
- 2007** — T Chad Clifton, WR Donald Driver, *QB Brett Favre, **CB Al Harris**, **DE Aaron Kampman**
- 2008** — **S Nick Collins**, CB Al Harris, *CB Charles Woodson
- 2009** — S Nick Collins, LB Clay Matthews, QB Aaron Rodgers, *CB Charles Woodson
- 2010** — *T Chad Clifton, *S Nick Collins, *WR Donald Driver, *LB A.J. Hawk, *WR Greg Jennings, *LB Clay Matthews, *CB Tramon Williams, *CB Charles Woodson
- 2011** — WR Greg Jennings, *FB John Kuhn, **LB Clay Matthews**, NT B.J. Raji, **QB Aaron Rodgers**, C Scott Wells, **CB Charles Woodson**
- 2012** — *LB Clay Matthews, *QB Aaron Rodgers, C Jeff Saturday, G Josh Sitton
- 2013** — RB Eddie Lacy
- 2014** — **WR Randall Cobb**, **FB John Kuhn**, **LB Clay Matthews**, WR Jordy Nelson, *QB Aaron Rodgers, CB Sam Shields, **G Josh Sitton**
- 2015** — **FB John Kuhn**, **LB Clay Matthews**, *QB Aaron Rodgers, **LB Julius Peppers**, **G Josh Sitton**
- 2016** — T David Bakhtiari, S Ha Ha Clinton-Dix, *G T.J. Lang, *QB Aaron Rodgers

— selected, but did not play

OTHER PRO BOWL NOTES

- Years represent the season for which the player was selected, not the year the game was played. Other than in 1940 and 1942, the Pro Bowl has been played in January and February following the regular season. The first game was played following the 1938 season.
- The first five games pitted the NFL champion against the Pro All-Stars. Starting with the game that followed the 1950 season through the one played following the 2012 season, the game matched the stars of each conference. In the games that followed the 2013-15 seasons, the league changed to an unconfederated format in which players were assigned to teams through a draft and starters were selected by the Pro Bowl coaching staffs. The league returned to a traditional AFC vs. NFC format for the Pro Bowl following the 2016 season.
- Game was not held from 1943-49.



PRO BOWL VOTING

- The NFL is the only pro sports league that combines all-star voting by fans, players and coaches.
- NFL players and coaches usually cast their Pro Bowl ballots in Week 15.
- Mike McCarthy and the PR department conduct voting, asking that (1) players not vote for their own teammates, and (2) offensive players and coaches vote for defensive players, and vice versa.
- The consensus ballots of fans, players and coaches each count one-third toward determining the 86-man Pro Bowl roster.
- Fan voting is used to break any tie.
- The NFL became the first professional league to offer online voting, in 1995.
- According to the current Collective Bargaining Agreement, each Pro Bowl player on the winning team earns \$50,000; each Pro Bowl player on the losing team earns \$25,000.

MONDAY NIGHT FOOTBALL

- On *Monday Night Football* for a **25th consecutive season**, the Packers make one appearance in 2017.
- The Packers own the **NFC's longest MNF appearance streak** – 25 seasons (1993-2017). In the NFL, only Denver (26, 1992-2017) now has a longer streak.
- Prior to the current 24-year string, Green Bay **didn't appear for six straight years**, 1987-92.
- **Brett Favre** and **Robert Brooks** own the *MNF* record for longest pass completion, a 99-yard touchdown strike at Chicago on Sept. 11, 1995 (Packers franchise record, tied NFL record).
- The Packers are **31-31-1** in the regular season on *MNF*.
- During a memorable Oct. 17, 1983, Redskins-Packers game, still the **highest-scoring game in MNF history**. Green Bay won a 48-47 track meet. Facing the defending Super Bowl champions, the Packers prevailed in a contest featuring 11 touchdowns, 11 extra points and six field goals. Jan Stenerud's 20-yard FG with 54 seconds left decided the issue. The contest also represented the highest-scoring game in franchise history, surpassing Green Bay's 52-35 loss at Detroit in 1951.

MONDAY NIGHT FOOTBALL (31-31-1)

ABC-TV, 1970-2005; ESPN, 2006-Present

| Date | Result |
|----------|--|
| 10/12/70 | W Packers 22, @ San Diego 20 |
| 11/09/70 | L Baltimore Colts 13, Packers 10 (@ Milw.) |
| 11/01/71 | T Packers 14, Detroit 14 (@ Milw.) |
| 11/22/71 | L @ Atlanta 28, Packers 21 |
| 10/16/72 | W Packers 24, @ Detroit 23 |
| 09/17/73 | W Packers 23, N.Y. Jets 7 (@ Milw.) |
| 11/26/73 | L @ San Francisco 20, Packers 6 |
| 10/21/74 | L @ Chicago Bears 10, Packers 9 |
| 09/29/75 | L @ Denver 23, Packers 13 |
| 11/21/77 | L @ Washington 10, Packers 9 |
| 10/01/79 | W @ Packers 27, New England 14 |
| 09/20/82 | W Packers 27, @ N.Y. Giants 19 |
| 09/26/83 | L @ N.Y. Giants 27, Packers 3 |
| 10/17/83 | W @ Packers 48, Washington 47 |
| 12/12/83 | W Packers 12, @ Tampa Bay 9 (ot) |
| 10/15/84 | L @ Denver 17, Packers 14 |
| 10/21/85 | L @ Chicago Bears 23, Packers 7 |
| 09/22/86 | L Chicago Bears 25, @ Packers 12 |
| 11/08/93 | L @ Kansas City 23, Packers 16 |

| | |
|----------|--|
| 10/31/94 | W Packers 33, @ Chicago Bears 6 |
| 11/11/95 | W Packers 27, @ Chicago Bears 24 |
| 09/09/96 | W @ Packers 39, Philadelphia 13 |
| 10/14/96 | W Packers 23, San Francisco 20 (ot) |
| 11/18/96 | L @ Dallas Cowboys 21, Packers 6 |
| 09/01/97 | W @ Packers 38, Chicago Bears 24 |
| 10/27/97 | W Packers 28, @ New England 10 |
| 12/01/97 | W Packers 27, @ Minnesota 11 |
| 10/05/98 | L Minnesota 37, @ Packers 24 |
| 11/09/98 | L @ Pittsburgh 27, Packers 20 |
| 12/07/98 | L @ Tampa Bay 24, Packers 22 |
| 11/01/99 | L Seattle 27, @ Packers 7 |
| 11/29/99 | W Packers 20, @ San Francisco 3 |
| 12/20/99 | L @ Minnesota 24, Packers 20 |
| 11/06/00 | W @ Packers 26, Minnesota 20 (ot) |
| 11/27/00 | L @ Carolina 31, Packers 14 |
| 09/24/01 | W @ Packers 37, Washington 0 |
| 12/03/01 | W Packers 28, @ Jacksonville 21 |
| 10/07/02 | W Packers 34, @ Chicago Bears 21 (Champaign) |
| 11/04/02 | W @ Packers 24, Miami 10 |
| 09/29/03 | W Packers 38, @ Chicago Bears 23 |
| 11/10/03 | L Philadelphia 17, @ Packers 14 |
| 12/22/03 | W Packers 41, @ Oakland 7 |
| 09/13/04 | W Packers 24, @ Carolina 14 |
| 10/11/04 | L Tennessee Titans 48, @ Packers 27 |
| 11/29/04 | W @ Packers 45, St. Louis Rams 17 |
| 10/03/05 | L @ Carolina 32, Packers 29 |
| 11/21/05 | L Minnesota 20, @ Packers 17 |
| 12/19/05 | L @ Baltimore Ravens 48, Packers 3 |
| 10/02/06 | L @ Philadelphia 31, Packers 9 |
| 11/27/06 | L @ Seattle 34, Packers 24 |
| 10/29/07 | W Packers 19, @ Denver 13 (ot) |
| 09/08/08 | W @ Packers 24, Minnesota 19 |
| 11/24/08 | L @ New Orleans 51, Packers 29 |
| 12/22/08 | L @ Chicago Bears 20, Packers 17 (ot) |
| 10/05/09 | L @ Minnesota 30, Packers 23 |
| 12/07/09 | W @ Packers 27, Baltimore Ravens 14 |
| 09/27/10 | L @ Chicago Bears 20, Packers 17 |
| 11/14/11 | W @ Packers 45, Minnesota 7 |
| 09/24/12 | L @ Seattle 14, Packers 12 |
| 11/04/13 | L Chicago Bears 27, @ Packers 20 |
| 12/08/14 | W @ Packers 43, Atlanta 37 |
| 09/28/15 | W @ Packers 38, Kansas City 28 |
| 11/28/16 | W Packers 27, @ Philadelphia 13 |

OTHER PRIME-TIME GAMES

- In Sunday night contests, Green Bay hold a 25-11 mark on the combined ESPN/TNT/NBC series.

SUNDAY NIGHT GAMES (25-11)

| Date | Result |
|----------|--|
| 12/02/90 | L @ Minnesota 23, Packers 7 (ESPN) |
| 12/13/92 | W Packers 16, @ Houston Oilers 14 (ESPN) |
| 10/10/93 | W @ Packers 30, Denver 27 (TNT) |
| 12/12/93 | W Packers 20, @ San Diego 13 (ESPN) |
| 09/24/95 | W Packers 24, @ Jacksonville 14 (TNT) |
| 12/10/95 | L @ Tampa Bay 13, Packers 10 (ot) (ESPN) |
| 11/24/96 | W Packers 24, @ St. Louis Rams 9 (ESPN) |
| 11/02/97 | W @ Packers 20, Detroit 10 (ESPN) |
| 10/10/99 | W @ Packers 26, Tampa Bay 23 (ESPN) |
| 12/03/00 | W Packers 28, @ Chicago Bears 6 (ESPN) |
| 12/08/02 | W @ Packers 26, Minnesota 22 (ESPN) |
| 11/02/03 | W Packers 30, @ Minnesota 27 (ESPN) |
| 11/21/04 | W Packers 16, @ Houston Texans 13 (ESPN) |
| 12/11/05 | W @ Packers 16, Detroit 13 (ot) (ESPN) |
| 12/31/06 | W Packers 26, @ Chicago Bears 7 (NBC) |
| 10/07/07 | L Chicago Bears 27, @ Packers 20 (NBC) |
| 09/21/08 | L Dallas Cowboys 27, @ Packers 16 (NBC) |
| 09/13/09 | W @ Packers 21, Chicago Bears 15 (NBC) |
| 10/24/10 | W @ Packers 28, Minnesota 24 (NBC) |
| 11/07/10 | W @ Packers 45, Dallas Cowboys 7 (NBC) |
| 12/19/10 | L @ New England 31, Packers 27 (NBC) |
| 10/09/11 | W Packers 25, @ Atlanta 14 (NBC) |
| 12/25/11 | W @ Packers 35, Chicago Bears 21 (NBC) |
| 10/14/12 | W Packers 42, @ Houston Texans 24 (NBC) |
| 11/25/12 | L @ New York Giants 38, Packers 10 (NBC) |
| 12/09/12 | W @ Packers 27, Detroit 20 (NBC) |
| 10/27/13 | W Packers 44, @ Minnesota 31 (NBC) |
| 10/26/14 | L @ New Orleans 44, Packers 23 (NBC) |
| 11/09/14 | W @ Packers 55, Chicago Bears 14 (NBC) |
| 09/20/15 | W @ Packers 27, Seattle 17 (NBC) |
| 11/01/15 | L Packers 29, @ Denver 10 (NBC) |
| 01/03/16 | L Minnesota 20, @ Packers 13 (NBC) |
| 09/18/16 | L @ Minnesota 17, Packers 14 (NBC) |
| 10/09/16 | W @ Packers 23, New York Giants 16 (NBC) |
| 11/20/16 | L @ Washington 42, Packers 24 (NBC) |
| 01/01/17 | W Packers 31, @ Detroit 24 (NBC) |

- In all, eight national TV networks have aired a Packers game:

| Network | First game | Opponent | Result |
|---------|------------|-------------------|----------|
| Dumont | 10/24/53 | at Pittsburgh | L, 14-31 |
| CBS | 09/30/56 | vs. Detroit | L, 16-20 |
| NBC | 12/26/60 | at Philadelphia | L, 13-17 |
| ABC | 10/12/70 | at San Diego | W, 22-20 |
| ESPN | 12/02/90 | at Minnesota | L, 7-23 |
| TNT | 10/17/91 | vs. Chicago Bears | L, 0-10 |
| FOX | 09/04/94 | vs. Minnesota | W, 16-10 |
| NFL | 12/21/06 | vs. Minnesota | W, 9-7 |

THURSDAY NIGHT GAMES (6-4)

| Date | Result |
|----------|--|
| 10/17/91 | L Chicago Bears 10, @ Packers 0 (TNT) |
| 10/20/94 | L @ Minnesota 13, Packers 10 (ot) (TNT) |
| 10/15/98 | L @ Detroit 27, Packers 20 (ESPN) |
| 12/21/06 | W @ Packers 9, Minnesota 7 (NFLN) |
| 11/29/07 | L @ Dallas Cowboys 37, Packers 27 (NFLN) |
| 09/08/11 | W @ Packers 42, New Orleans 34 (NBC) |
| 09/13/12 | W @ Packers 23, Chicago Bears 10 (NFLN) |
| 10/02/14 | W @ Packers 42, Minnesota 10 (CBS) |
| 12/03/15 | W Packers 27, @ Detroit 23 (CBS/NFLN) |
| 10/20/16 | W @ Packers 26, Chicago 10 (CBS/NFLN) |



THANKSGIVING (14-20-2)

| Date | Opponent | W/L | Score | Date | Opponent | W/L | Score |
|-----------|----------------------------|-----|------------|-----------|------------------|-----|-------|
| N25, 1920 | Stambaugh Miners | W | 14 -0 (NL) | N22, 1956 | @ Detroit Lions | W | 24-20 |
| N30, 1922 | Duluth Kelleys | W | 10 -0 (NL) | N28, 1957 | @ Detroit Lions | L | 18 -6 |
| N29, 1923 | Hammond Pros | W | 19 -0 | N27, 1958 | @ Detroit Lions | L | 24-14 |
| N27, 1924 | @ Kansas City Blues | W | 17 -6 | N26, 1959 | @ Detroit Lions | W | 24-17 |
| N26, 1925 | @ Pottsville Maroons | L | 31 -0 | N24, 1960 | @ Detroit Lions | L | 23-10 |
| N25, 1926 | @ Frankford Yellow Jackets | L | 20-14 | N23, 1961 | @ Detroit Lions | W | 17 -9 |
| N24, 1927 | @ Frankford Yellow Jackets | W | 17 -9 | N22, 1962 | @ Detroit Lions | L | 26-14 |
| N29, 1928 | @ Frankford Yellow Jackets | L | 2 -0 | N28, 1963 | @ Detroit Lions | T | 13-13 |
| N28, 1929 | @ Frankford Yellow Jackets | T | 0 -0 | N26, 1970 | @ Dallas Cowboys | L | 16 -3 |
| N27, 1930 | @ Frankford Yellow Jackets | W | 25 -7 | N22, 1984 | @ Detroit Lions | L | 31-28 |
| N26, 1931 | @ Providence Steam Roller | W | 38 -7 | N27, 1986 | @ Detroit Lions | W | 44-40 |
| N24, 1932 | @ Brooklyn Dodgers | W | 7 -0 | N24, 1994 | @ Dallas Cowboys | L | 42-31 |
| N30, 1933 | @ Staten Island Stapletons | W | 21 -0 (NL) | N22, 2001 | @ Detroit Lions | W | 29-27 |
| N29, 1934 | @ Chicago Cardinals | L | 6 -0 | N27, 2003 | @ Detroit Lions | L | 22-14 |
| N28, 1935 | @ Chicago Cardinals | L | 9 -7 | N22, 2007 | @ Detroit Lions | W | 37-26 |
| N22, 1951 | @ Detroit Lions | L | 52-35 | N26, 2009 | @ Detroit Lions | W | 34-12 |
| N27, 1952 | @ Detroit Lions | L | 48-24 | N24, 2011 | @ Detroit Lions | W | 27-15 |
| N26, 1953 | @ Detroit Lions | L | 34-15 | N28, 2013 | @ Detroit Lions | L | 40-10 |
| N25, 1954 | @ Detroit Lions | L | 28-24 | N26, 2015 | Chicago Bears | L | 17-13 |
| N24, 1955 | @ Detroit Lions | L | 24-10 | | | | |

NL—Non-league game, not reflected in Thanksgiving W-L record

GREEN BAY'S 38 OVERTIME GAMES

- Green Bay continues to own the NFL record for most overtime games played in one season—five, in 1983.
- Green Bay has played 38 OT games (11-15-5 regular season, 2-5 playoffs).
- The franchise's first overtime game came in the 1965 Western Conference playoff, a historic 13-10 victory over the Colts.
- The NFL adopted the overtime rule for league games after the 1973 season.
- In addition to the regular season and postseason, the Packers have played six overtime games in the preseason (1-4-1).

REGULAR SEASON

- Nov. 26, 1978—Green Bay 10, Minnesota 10**, at Green Bay. Packers win toss. Both teams have four possessions.
- Sept. 23, 1979—Minnesota 27, Green Bay 21**, at Minnesota. Vikings win toss. Kramer throws 50-yard touchdown pass to Rashad at 3:18.
- Sept. 7, 1980—Green Bay 12, Chicago Bears 6**, at Green Bay. Bears win toss. Parsons punts and Nixon returns 16 yards. Five plays later, Marcol returns own blocked field goal attempt 24 yards for touchdown at 6:00.
- Oct. 12, 1980—Green Bay 14, Tampa Bay 14**, at Tampa Bay. Packers win toss. Teams trade punts twice. Lee returns second Tampa Bay punt to Green Bay 42. Dickey completes three passes to Buccaneers' 18, where Birney's 36-yard field goal attempt is wide right as time expires.
- Dec. 19, 1982—Baltimore Colts 20, Green Bay 20**, at Baltimore. Packers win toss. K.Anderson intercepts Dickey's first-down pass attempt. Miller's 44-yard field goal attempt blocked by G.Lewis. Teams trade punts before Stenerud's 47-yard field goal attempt is wide right. Teams trade punts again before time expires.
- Sept. 4, 1983—Green Bay 41, Houston Oilers 38**, at Houston. Packers win toss. Packers score on only OT possession, an 11-play, 59-yard march. Stenerud kicks 42-yard field goal at 5:55.
- Oct. 23, 1983—Minnesota 20, Green Bay 17**, at Green Bay. Packers win toss. Scribner's punt downed on Vikings' 42. Ricardo kicks 32-yard field goal eight plays later at 5:05.

- Nov. 20, 1983—Detroit 23, Green Bay 20**, at Milwaukee. Packers win toss. Scribner punts and Jenkins returns 14 yards to Green Bay 45. Murray's 33-yard field goal attempt is wide left. Whitehurst's pass intercepted by Watkins and returned to Green Bay 27. Murray kicks 37-yard field goal four plays later at 8:30.
- Nov. 27, 1983—Atlanta 47, Green Bay 41**, at Atlanta. Packers win toss. K.Johnson returns interception 31 yards for touchdown at 2:13.
- Dec. 12, 1983—Green Bay 12, Tampa Bay 9**, at Tampa Bay. Packers win toss. Packers convert game's only OT series (11 plays, 65 yards) on Stenerud's 23-yard field goal at 4:07.
- Sept. 30, 1984—Tampa Bay 30, Green Bay 27**, at Tampa Bay. Packers win toss. Scribner punts 44 yards to Tampa Bay 2. Epps returns Garcia's punt 3 yards to Green Bay 27. Scribner's punt downed on Buccaneers' 33. Ariri kicks 46-yard field goal 11 plays later at 10:32.
- Sept. 20, 1987—Green Bay 17, Denver 17**, at Milwaukee. Packers win toss. Del Greco's 47-yard field goal attempt is short. Teams trade punts. Elway intercepted by Noble, who returns 10 yards to Green Bay 34. Davis fumbles on next play and Smith recovers. Two plays later, Karlis' 40-yard field goal attempt is wide left. Time expires two plays later.
- Oct. 11, 1987—Detroit 19, Green Bay 16**, at Green Bay. Lions win toss. Prindle's 42-yard field goal attempt is wide left. Packers punt downed on Detroit 17. Prindle kicks 31-yard field goal 16 plays later at 12:26.
- Oct. 18, 1987—Green Bay 16, Philadelphia 10**, at Green Bay. Packers win toss. Hargrove scores on 7-yard run, capping game's only OT possession (10 plays) at 5:04.
- Oct. 29, 1989—Green Bay 23, Detroit 20**, at Milwaukee. Lions win toss. On first play, Murphy intercepts Peete and returns it 3 yards to Lions' 26. Jacke's 38-yard field goal seals the win at 2:14.

- Nov. 3, 1991—New York Jets 19, Green Bay 16**, at New York. Packers win toss. Green Bay drives to New York 24 where Jacke's 42-yard field goal attempt is wide right. Aguiar's punt is fumbled and recovered by New York at Packers' 23. Leahy kicks 37-yard field goal at 9:40.
- Sept. 6, 1992—Minnesota 23, Green Bay 20**, at Green Bay. Vikings win toss. After Minnesota punt, Packers take over at Green Bay 33. Majkowski is intercepted by Glenn at Vikings' 48. Teams trade punts. Packers punt a second time in overtime session with Vikings taking over at their 42. On second play, Allen runs 45 yards up middle to Packers' 11. One play later, Reveiz kicks 26-yard field goal at 10:20.
- Oct. 20, 1994—Minnesota 13, Green Bay 10**, at Minnesota. Vikings win toss. Minnesota drives 62 yards in eight plays; Reveiz kicks 27-yard field goal with 4:26 elapsed.
- Dec. 10, 1995—Tampa Bay 13, Green Bay 10**, at Tampa Bay. Buccaneers win toss. Tampa Bay drives 48 yards in seven plays; Husted kicks 47-yard field goal 3:46 into extra period.
- Oct. 14, 1996—Green Bay 23, San Francisco 20**, at Green Bay. 49ers win toss. After San Francisco fails to pick up first down, Packers take over at own 44. Green Bay covers only 21 yards in six plays to reach 49ers' 35. Jacke sends his 53-yard kick—the longest field goal to win an overtime game in NFL history—squarely down the middle at 3:41.
- Nov. 6, 2000—Green Bay 26, Minnesota 20**, at Green Bay. Packers win toss. After Schroeder's 22-yard reception gets Green Bay across midfield, Freeman makes miraculous catch while flat on his back at Vikings' 15, gets up and runs past stunned Minnesota defenders for 43-yard score with 3:39 elapsed, culminating 82-yard, seven-play drive.
- Dec. 24, 2000—Green Bay 17, Tampa Bay 14**, at Green Bay. Packers win toss. Rossom returns kickoff 29 yards to 38. Aided by Parker's 35 yards on five carries, Green Bay drives 58 yards to Buccaneers' 4. Longwell kicks 22-yard field goal with 6:31 elapsed.

Sept. 8, 2002—Green Bay 37, Atlanta 34, at Green Bay. Packers win toss. Roughing-the-kicker penalty keeps Packers' first possession alive, but drive stalls at Atlanta 39. Green Bay holds Falcons to three-and-out, then marches 44 yards in seven plays (six carries and one 18-yard pass from Favre to Walker). Longwell kicks 34-yard field goal with 9:45 elapsed.

Oct. 12, 2003—Kansas City 40, Green Bay 34, at Green Bay. Chiefs win toss. Kansas City drives 41 yards to Green Bay 30, where Hunt blocks Andersen's 48-yard field-goal attempt. On next play, Ahman Green blasts into Kansas City territory but fumbles, recovered by Kansas City at Chiefs' 49. Then, on ensuing play, Trent Green hits streaking Kennison for a 51-yard touchdown on right sideline with 8:50 left on the clock.

Dec. 11, 2005—Green Bay 16, Detroit 13, at Green Bay. Packers win toss. Favre orchestrates 10-play, 56-yard drive, the only possession of the extra period. Packers enter Detroit territory after 15-yard unnecessary-roughness call. Longwell nails 28-yard field goal with 9:47 left on the clock.

Oct. 29, 2007—Green Bay 19, Denver 13, at Denver. Packers win toss. On first snap, Favre heaves a pass off play-action deep down left sideline to Jennings, who has a step on Blj. Jennings catches pass in stride and strolls into end zone untouched for game-winning, 82-yard TD with just 16 seconds elapsed in extra period.

Nov. 2, 2008—Tennessee Titans 19, Green Bay 16, at Tennessee. Titans win toss. On the only possession of overtime, Tennessee drives 55 yards on 10 plays to set up Bironas, who missed a 47-yard attempt at the end of regulation. This one, from 41 yards out, is good with 9:36 left on the clock.

Dec. 22, 2008—Chicago Bears 20, Green Bay 17, at Chicago. Bears win toss. In regular conditions, Chicago scores on the only possession of the extra frame after a seven-play, 47-yard drive. Long completions to Olsen and Forté set up Gould's 38-yard field goal at 3:32.

Oct. 10, 2010—Washington 16, Green Bay 13, at Washington. Packers win toss. Washington takes over at the Green Bay 39-yard line following an interception on the Packers' second possession of the extra period. Benefiting from two defensive penalties on a six-play drive, the Redskins make it to the Packers' 15, where Gano hits a 33-yard field goal for the win.

Oct. 17, 2010—Miami 23, Green Bay 20, at Green Bay. Dolphins win toss. Packers force overtime in consecutive weeks for the first time since 1987 with a 1-yard Rodgers TD run with :16 remaining in regulation. Miami assumes possession with good field position at their own 48-yard line on their second series of OT. Five runs and one pass move the ball to the Green Bay 26, where Carpenter converts a 44-yard field goal.

Nov. 24, 2013—Green Bay 26, Minnesota 26, at Green Bay. Packers win toss. After three long completions by Flynn and two runs by Lacy, the Packers set up Crosby's 20-yard field goal in overtime. Peterson and Gerhart wear the Packers defense down in overtime but settle for Walsh's 35-yard field goal. This marks the first tie game for the Packers since 1987 and second tie ever between the Packers and Vikings.

POSTSEASON

Dec. 26, 1965—Green Bay 13, Baltimore Colts 10, at Green Bay. Packers win toss. Moore returns kickoff to Packers' 22. Chandler punts and Haymond returns 9 yards to Colts' 41. Gilburg punts and Wood makes fair catch at Packers' 21. Chandler punts and Haymond returns 1 yard to Colts' 41. Michaels misses 47-yard field goal. Bratkowski, in relief of Starr (injured on game's first play from scrimmage), orchestrates 10-play, 62-yard drive, including 18-yard passes to Anderson and Dale, to penetrate Colts' 20. Chandler's towering kick is good from 25 yards at 13:39. Packers in following week win first of three straight NFL championships (1965-67). Chandler's controversial first field goal, sending contest into OT, sails high above right upright. NFL raises goalposts following season.

Jan. 4, 2004—Green Bay 33, Seattle 27, at Green Bay. Seahawks win toss. Morris returns kickoff to 33. On third play, Hawthorne recovers Bannister fumble at Seattle 43, but Holmgren's replay challenge reverses call. Seahawks hold Packers to three-and-out, then drive to midfield. Then, with Green Bay on an all-out blitz, Harris steps in front of quick Hasselbeck pass to the left and returns interception 52 yards for touchdown. Packers win first NFL postseason overtime game decided by a defensive touchdown.

Jan. 11, 2004—Philadelphia 20, Green Bay 17, at Philadelphia. Eagles win toss. Thrash returns kickoff to 28. Packers hold Eagles to three-and-out on first possession. On first Green Bay snap, in the face of a heavy Philadelphia blitz, Favre and intended receiver Walker miscommunicate on deep pass, and Dawkins returns interception 35 yards to Packers' 34. Six plays later, Akers kicks 31-yard field goal. Packers become second team in NFL history to play consecutive overtime playoff games (1986 Cleveland Browns).

Jan. 20, 2008—New York Giants 23, Green Bay 20, at Green Bay. Packers win toss. Robinson returns kickoff to 26. On second-and-8, Favre's pass for Driver intercepted by Webster and returned 9 yards to Green Bay 34-yard line. After two Bradshaw carries gain 5 yards, Manning throws incomplete on third down. Tynes, who missed field goal tries of 43 and 36 yards late in the fourth quarter, hits 47-yard field goal with 2:35 elapsed.

Jan. 10, 2010—Arizona Cardinals 51, Green Bay 45, at Arizona. Packers win toss. On third-and-6 from Green Bay 24, Rodgers is sacked and stripped by Adams. Ball is knocked loose, deflecting off Rodgers' foot and into arms of Dansby, who returns fumble 17 yards for touchdown with 1:18 elapsed.

Jan. 18, 2015—Seattle Seahawks 28, Green Bay 22, at Seattle. Seahawks win toss. Seattle drives for 3:19 and goes 87 yards in six plays. On the final play, Wilson hits Kearse on a deep pass down the middle for a 35-yard touchdown to win the game.

Jan. 16, 2016—Arizona Cardinals 26, Green Bay 20, at Arizona. Cardinals win toss. Fitzgerald is uncovered, catches Palmer's short pass and goes 75 yards to the Green Bay 5-yard line. On the third play, he takes a shovel pass and scores the winning touchdown with 1:05 elapsed.

ALL-TIME PRESEASON/NON-LEAGUE RESULTS

| 1921 (4-0-0) | | | |
|-----------------------------------|----|-----|--------|
| | GB | Opp | Attend |
| S 25 Chicago Boosters..... | 13 | 0 | 3,500 |
| O 2 Rockford Maroons..... | 49 | 0 | |
| O 9 Chicago Cornell-Hamburgs..... | 40 | 0 | |
| O 16 Beloit Fairies..... | 7 | 0 | 5,000 |
| 1922 (0-1-0) | | | |
| S 24 @ Duluth Kelleys..... | 2 | 6 | |
| 1923 (1-0-0) | | | |
| S 23 Hibbing Miners..... | 10 | 0 | 2,670 |
| 1924 (2-0-0) | | | |
| S 14 Ironwood Legionnaires..... | 15 | 0 | |
| S 21 Chicago Bears..... | 5 | 0 | 4,000 |
| 1925 (1-0-0) | | | |
| S 13 Iron Mountain All-Stars..... | 48 | 6 | 4,000 |
| 1926 (1-0-0) | | | |
| S 12 Iron Mountain All-Stars..... | 79 | 0 | 3,000 |
| 1927 (1-0-0) | | | |
| S 11 Milwaukee Eagles..... | 34 | 0 | |
| 1928 (1-0-0) | | | |
| S 16 Minneapolis Marines..... | 19 | 0 | 5,000 |

| 1929 (1-0-0) | | | |
|---|----|-----|--------|
| | GB | Opp | Attend |
| S 15 Portsmouth Spartans..... | 14 | 0 | 5,000 |
| 1930 (1-0-0) | | | |
| S 14 Oshkosh All-Stars..... | 46 | 0 | |
| 1932 (1-0-0) | | | |
| S 11 Grand Rapids Maroons..... | 45 | 0 | 3,000 |
| 1934 (1-0-0) | | | |
| S 9 Fort Atkinson Blackhawks (GB).... | 28 | 7 | 4,000 |
| 1935 (4-0-0) | | | |
| A 31 @ Merrill Fromm Foxes..... | 33 | 0 | 1,500 |
| S 2 @ Chippewa Falls Marines..... | 22 | 0 | 6,000 |
| S 4 @ Stevens Point..... | 40 | 0 | 1,500 |
| S 8 La Crosse Old Style Lagers (GB).... | 49 | 0 | 2,500 |
| 1936 (1-0-0) | | | |
| S 5 Wis. Cardinals of Madison (GB).... | 62 | 0 | 2,000 |
| 1937 (0-1-0) | | | |
| S 1 College All-Stars (@ Chicago)..... | 0 | 6 | 84,560 |

ALL-TIME PRESEASON/NON-LEAGUE RESULTS

(Continued from previous page)

| 1938 (1-0-0) | | | |
|---|----|-----|--------|
| | GB | Opp | Attend |
| S 5 Cedar Rapids (Iowa) Crush (@ Ironwood, Mich.)..... | 75 | 0 | 5,000 |

| 1939 (2-0-1) | | | |
|--|----|----|-------|
| A 25 Pittsburgh Pirates (GB) (Gm. 1) .. | 7 | 7 | 9,416 |
| A 25 Pittsburgh Pirates (GB) (Gm. 2) .. | 17 | 0 | 9,416 |
| S 4 Southwest College All-Stars (@ Dallas)..... | 31 | 20 | |

| 1940 (2-0-0) | | | |
|---|----|----|--------|
| A 29 College All-Stars (@ Chicago)..... | 45 | 28 | 84,567 |
| S 2 Washington (Milw)..... | 28 | 20 | 14,798 |

| 1941 (1-0-1) | | | |
|------------------------------|----|----|--------|
| A 23 N.Y. Giants (GB)..... | 17 | 17 | 10,800 |
| S 7 Philadelphia (Milw)..... | 28 | 21 | 10,000 |

| 1942 (2-1-0) | | | |
|---|----|----|--------|
| A 30 @ Brooklyn Dodgers..... | 21 | 16 | 9,874 |
| S 7 Washington (@ Baltimore)..... | 7 | 28 | 55,000 |
| S 13 Western Army All-Stars (Milw)..... | 36 | 21 | 20,000 |

| 1943 (2-0-0) | | | |
|--|----|----|--------|
| S 5 Washington (@ Baltimore)..... | 23 | 21 | 45,000 |
| S 11 Phil-Pitt Steagles (@ Pittsburgh).... | 28 | 10 | 19,369 |

| 1944 (1-1-0) | | | |
|------------------------------------|----|----|--------|
| S 4 Washington (@ Baltimore)..... | 7 | 20 | 40,000 |
| S 10 Boston Yanks (@ Buffalo)..... | 28 | 0 | 17,372 |

| 1945 (2-2-0) | | | |
|---|----|----|--------|
| A 30 College All-Stars (@ Chicago)..... | 19 | 7 | 92,753 |
| S 13 @ Philadelphia..... | 21 | 28 | 90,218 |
| S 19 Pittsburgh (@ Hershey, Pa.)..... | 38 | 12 | 14,521 |
| S 23 @ Washington..... | 7 | 21 | 27,125 |

| 1946 (0-3-0) | | | |
|---------------------------------|----|----|--------|
| S 6 Philadelphia (Milw)..... | 6 | 7 | 25,000 |
| S 10 Washington (@ Denver)..... | 31 | 35 | 21,000 |
| S 20 @ N.Y. Giants..... | 21 | 35 | 50,000 |

| 1947 (3-1-0) | | | |
|------------------------------------|----|----|--------|
| A 23 N.Y. Giants (GB)..... | 17 | 14 | 15,000 |
| A 29 @ Pittsburgh..... | 17 | 24 | 31,507 |
| S 14 Boston Yanks (Milw)..... | 14 | 10 | 17,895 |
| S 21 Washington (@ Baltimore)..... | 31 | 21 | 18,186 |

| 1948 (3-0-0) | | | |
|---------------------------------------|----|---|--------|
| A 29 N.Y. Giants (@ Minneapolis)..... | 7 | 0 | 15,000 |
| S 5 Pittsburgh (GB)..... | 9 | 7 | 13,900 |
| S 11 Wash. (@ Birmingham, Ala.)..... | 43 | 0 | 27,000 |

| 1949 (2-3-0) | | | |
|--|----|----|--------|
| A 20 Philadelphia (GB)..... | 0 | 35 | 18,785 |
| A 24 N.Y. Giants (@ Syracuse, N.Y.).... | 14 | 7 | 20,000 |
| A 28 @ Pittsburgh..... | 3 | 9 | 13,578 |
| S 11 N.Y. Bulldogs (@ Rock Island, Ill.).. | 7 | 3 | |
| S 18 Washington (Milw)..... | 24 | 35 | 12,873 |

| 1950 (3-1-0) | | | |
|---|----|----|--------|
| A 12 Cleveland Browns (@ Toledo, Ohio) .. | 7 | 38 | 10,000 |
| A 16 Chicago Cardinals (GB)..... | 17 | 14 | 20,136 |
| A 29 N.Y. Giants (@ Boston)..... | 10 | 0 | 12,053 |
| S 10 Baltimore Colts (Milw)..... | 16 | 14 | 17,191 |

| 1951 (2-3-0) | | | |
|---|----|----|--------|
| A 25 Chicago Cardinals (GB)..... | 17 | 14 | 16,168 |
| S 9 Philadelphia (Milw)..... | 10 | 14 | 19,282 |
| S 12 San Francisco (@ Minneapolis) ... | 0 | 20 | 19,021 |
| S 16 Pittsburgh (@ Buffalo)..... | 6 | 35 | 13,458 |
| S 23 Washington (@ Alexandria, Va.).... | 14 | 7 | 6,000 |

| 1952 (2-4-0) | | | |
|---------------------------------------|----|----|--------|
| A 16 N.Y. Giants (Milw)..... | 0 | 7 | 22,000 |
| A 23 Cleveland Browns (GB)..... | 14 | 21 | 22,215 |
| A 29 Pittsburgh (@ Latrobe, Pa.)..... | 6 | 7 | 10,000 |
| S 7 @ Chicago Cardinals..... | 7 | 38 | 15,497 |
| S 14 Washington (@ Kansas City)..... | 13 | 7 | 6,500 |
| S 17 Pittsburgh (@ Minneapolis)..... | 23 | 10 | 21,000 |

| 1953 (1-4-0) | | | |
|--|----|----|--------|
| A 22 N.Y. Giants (@ Minneapolis)..... | 31 | 7 | 20,560 |
| A 29 Chi. Cardinals (@ Spokane, Wash.).... | 7 | 13 | 17,000 |
| S 5 Washington (GB)..... | 6 | 13 | 16,425 |
| S 12 Pittsburgh (Milw)..... | 23 | 26 | 16,859 |
| S 19 @ Cleveland..... | 13 | 21 | 22,336 |

| 1954 (2-4-0) | | | |
|---|----|-----|--------|
| | GB | Opp | Attend |
| A 14 Chicago Cardinals (@ Minneapolis) .. | 10 | 27 | 21,000 |
| A 21 Cleveland Browns (GB)..... | 13 | 14 | 15,747 |
| A 28 @ Pittsburgh..... | 36 | 14 | 14,012 |
| S 4 Philadelphia (@ Hershey, Pa.)..... | 13 | 24 | 6,134 |
| S 11 Washington (@ Raleigh, N.C.)..... | 31 | 3 | 16,000 |
| S 18 N.Y. Giants (Milw)..... | 27 | 38 | 17,000 |

| 1955 (2-4-0) | | | |
|---|----|----|--------|
| A 13 N.Y. Giants (@ Spokane, Wash.) | 31 | 24 | 15,000 |
| A 20 Cleveland (@ Akron, Ohio)..... | 7 | 13 | 22,000 |
| A 27 Pittsburgh (GB)..... | 14 | 16 | 16,912 |
| S 3 Philadelphia (@ Charleston, W.V.) ... | 10 | 24 | 12,500 |
| S 10 Wash. (@ Winston-Salem, N.C.)..... | 31 | 33 | 13,000 |
| S 17 Chicago Cardinals (Milw)..... | 37 | 28 | 18,000 |

| 1956 (4-1-0) | | | |
|---|----|----|--------|
| A 18 Philadelphia (Milw)..... | 27 | 6 | 12,138 |
| A 25 N.Y. Giants (GB)..... | 17 | 13 | 16,448 |
| S 1 @ Cleveland Browns..... | 21 | 20 | 15,456 |
| S 8 Washington (@ Winston-Salem, N.C.) .. | 10 | 17 | 13,500 |
| S 15 Chicago Cardinals (@ St. Louis)..... | 29 | 21 | 31,454 |

| 1957 (5-0-1) | | | |
|---|----|----|--------|
| A 16 Chicago Cardinals (@ Miami)..... | 24 | 16 | 20,820 |
| A 24 Chicago Cardinals (@ Austin, Texas) .. | 17 | 14 | 20,000 |
| A 28 Philadelphia (Milw)..... | 16 | 13 | 17,101 |
| S 7 N.Y. Giants (@ Boston)..... | 13 | 10 | 23,000 |
| S 14 Washington (@ Winston-Salem, N.C.) .. | 20 | 17 | 15,000 |
| S 21 Pittsburgh (@ Minneapolis)..... | 10 | 10 | 17,226 |

| 1958 (2-3-0) | | | |
|--|----|----|--------|
| A 20 Pittsburgh (Milw)..... | 0 | 3 | 17,294 |
| S 1 Philadelphia (GB)..... | 20 | 17 | 17,857 |
| S 6 N.Y. Giants (@ Boston)..... | 41 | 20 | 27,013 |
| S 13 Washington (@ Winston-Salem, N.C.) .. | 14 | 23 | 12,000 |
| S 20 Chicago Cardinals (@ Minneapolis) .. | 24 | 31 | 18,520 |

| 1959 (4-2-0) | | | |
|--|----|----|--------|
| A 15 Chicago Bears (Milw)..... | 16 | 19 | 28,286 |
| A 23 @ San Francisco..... | 24 | 17 | 18,916 |
| A 29 Philadelphia (@ Portland, Ore.).... | 45 | 28 | 25,456 |
| S 5 N.Y. Giants (@ Bangor, Maine)..... | 0 | 14 | 20,000 |
| S 12 Washington (@ Winston-Salem, N.C.) .. | 20 | 13 | 15,000 |
| S 20 Pittsburgh (@ Minneapolis)..... | 13 | 10 | 18,081 |

| 1960 (6-0-0) | | | |
|--|----|----|--------|
| A 13 Pittsburgh (@ New Orleans)..... | 20 | 13 | 17,400 |
| A 22 N.Y. Giants (@ Jersey City, N.J.).... | 16 | 7 | 26,500 |
| A 27 Chicago Bears (Milw)..... | 35 | 7 | 35,118 |
| S 5 St. Louis Cardinals (GB)..... | 35 | 14 | 20,668 |
| S 11 Dallas Cowboys (@ Minneapolis).... | 28 | 23 | 20,151 |
| S 17 Washington (@ Winston-Salem, N.C.) .. | 41 | 7 | 8,000 |

| 1961 (5-0-0) | | | |
|---------------------------------------|----|----|--------|
| A 11 @ Dallas Cowboys..... | 30 | 7 | 30,000 |
| A 18 @ St. Louis Cardinals..... | 21 | 10 | 31,056 |
| A 26 Chicago Bears (Milw)..... | 34 | 14 | 42,560 |
| S 4 N.Y. Giants (GB)..... | 20 | 17 | 33,452 |
| S 9 Washington (@ Columbus, Ga.)..... | 31 | 24 | 18,000 |

| 1962 (6-0-0) | | | |
|--|----|----|--------|
| A 3 College All-Stars (@ Chicago)..... | 42 | 20 | 65,000 |
| A 10 @ Dallas Cowboys..... | 31 | 7 | 54,500 |
| A 18 St. Louis Cardinals (@ Jacksonville) .. | 41 | 14 | 18,250 |
| A 25 Chicago Bears (Milw)..... | 35 | 21 | 44,326 |
| S 3 N.Y. Giants (GB)..... | 20 | 17 | 38,669 |
| S 8 Washington (@ Columbus, Ga.)..... | 20 | 14 | 16,000 |

| 1963 (5-1-0) | | | |
|--|----|----|--------|
| A 2 College All-Stars (@ Chicago)..... | 17 | 20 | 65,000 |
| A 10 Pittsburgh (@ Miami)..... | 27 | 7 | 26,500 |
| A 17 @ Dallas Cowboys..... | 31 | 10 | 53,121 |
| A 24 Chicago Bears (Milw)..... | 26 | 7 | 44,592 |
| S 2 N.Y. Giants (GB)..... | 24 | 17 | 42,327 |
| S 7 Washington (@ Cedar Rapids, Iowa) .. | 28 | 17 | 13,500 |

| 1964 (3-2-0) | | | |
|--|----|----|--------|
| A 8 St. Louis Cardinals (@ New Orleans) .. | 7 | 20 | 63,000 |
| A 15 N.Y. Giants (GB)..... | 34 | 10 | 42,327 |
| A 22 Chicago Bears (Milw)..... | 21 | 7 | 46,920 |
| A 29 @ Dallas Cowboys..... | 35 | 3 | 60,507 |
| S 5 @ Cleveland Browns..... | 17 | 20 | 83,736 |

PRESEASON/NON-LEAGUE RESULTS

COMMUNITY

ADMIN. & COACHES

VETERANS

DRAFT & FREE AGENTS

2016 REVIEW

PRESEASON ALL-TIME

LAMBEAU FIELD

MISC.

| 1965 (4-1-0) | | | |
|------------------------------------|----|-----|--------|
| | GB | Opp | Attend |
| A 14 N.Y. Giants (GB)..... | 44 | 7 | 50,837 |
| A 21 Chicago Bears (Milw)..... | 31 | 14 | 47,066 |
| A 28 @ Dallas Cowboys..... | 12 | 21 | 67,954 |
| S 4 @ Cleveland Browns..... | 30 | 14 | 83,118 |
| S 11 St. Louis Cardinals (GB)..... | 31 | 13 | 50,858 |

| 1966 (3-2-0) | | | |
|--|----|----|--------|
| A 5 College All-Stars (@ Chicago)..... | 38 | 0 | 72,000 |
| A 12 Chicago Bears (Milw)..... | 10 | 13 | 47,034 |
| A 20 @ Dallas Cowboys..... | 3 | 21 | 75,504 |
| A 27 Pittsburgh (GB)..... | 17 | 6 | 50,861 |
| S 3 N.Y. Giants (Milw)..... | 37 | 10 | 47,102 |

| 1967 (6-0-0) | | | |
|--|----|----|--------|
| A 4 College All-Stars (@ Chicago)..... | 27 | 0 | 70,934 |
| A 12 Pittsburgh (GB)..... | 31 | 20 | 50,861 |
| A 18 Chicago Bears (Milw)..... | 18 | 0 | 47,126 |
| A 28 @ Dallas Cowboys..... | 20 | 3 | 78,087 |
| S 2 @ Cleveland Browns..... | 30 | 21 | 84,236 |
| S 9 N.Y. Giants (GB)..... | 31 | 14 | 50,861 |

| 1968 (4-2-0) | | | |
|--|----|----|--------|
| A 2 College All-Stars (@ Chicago)..... | 34 | 17 | 69,917 |
| A 10 N.Y. Giants (GB)..... | 14 | 15 | 50,861 |
| A 19 Chicago Bears (Milw)..... | 7 | 10 | 47,127 |
| A 24 @ Dallas Cowboys..... | 31 | 27 | 72,014 |
| A 31 Pittsburgh (Milw)..... | 21 | 17 | 47,265 |
| S 7 @ Cleveland Browns..... | 31 | 9 | 84,918 |

| 1969 (4-2-0) | | | |
|------------------------------------|----|----|--------|
| A 9 N.Y. Giants (GB)..... | 22 | 21 | 50,861 |
| A 16 Chicago Bears (Milw)..... | 9 | 19 | 47,014 |
| A 23 @ Dallas Cowboys..... | 13 | 31 | 73,764 |
| A 30 @ Cleveland Browns..... | 27 | 17 | 85,532 |
| S 6 Pittsburgh (GB)..... | 31 | 19 | 50,861 |
| S 13 Atlanta (@ Canton, Ohio)..... | 38 | 24 | 17,411 |

| 1970 (3-0-3) | | | |
|--------------------------------|----|----|--------|
| A 8 N.Y. Giants (GB)..... | 31 | 31 | 56,263 |
| A 15 Chicago Bears (Milw)..... | 6 | 6 | 47,298 |
| A 22 @ Dallas Cowboys..... | 35 | 34 | 72,389 |
| A 30 @ Oakland..... | 37 | 7 | 53,395 |
| S 5 Cincinnati (Milw)..... | 10 | 10 | 47,411 |
| S 12 Buffalo (GB)..... | 34 | 0 | 56,161 |

| 1971 (2-4-0) | | | |
|-------------------------------|----|----|--------|
| A 7 Chicago Bears (Milw)..... | 0 | 2 | 47,248 |
| A 14 Pittsburgh (GB)..... | 13 | 16 | 56,263 |
| A 21 Miami (Milw)..... | 10 | 7 | 47,286 |
| A 28 Oakland (GB)..... | 13 | 17 | 56,263 |
| S 4 @ Cincinnati..... | 24 | 27 | 55,477 |
| S 10 @ Buffalo..... | 20 | 14 | 37,301 |

| 1972 (4-2-0) | | | |
|-----------------------------------|----|----|--------|
| A 5 Cincinnati (GB)..... | 24 | 14 | 56,263 |
| A 12 @ Miami..... | 14 | 13 | 75,332 |
| A 19 @ Houston Oilers..... | 3 | 20 | 46,460 |
| A 27 Chicago Bears (Milw)..... | 10 | 7 | 47,222 |
| S 2 St. Louis Cardinals (GB)..... | 10 | 31 | 56,263 |
| S 9 Kansas City (Milw)..... | 20 | 0 | 47,281 |

| 1973 (3-2-1) | | | |
|---------------------------------|----|----|--------|
| A 4 Chicago Bears (Milw)..... | 13 | 13 | 47,222 |
| A 11 Buffalo (GB)..... | 10 | 3 | 56,267 |
| A 18 Houston Oilers (Milw)..... | 33 | 14 | 47,302 |
| A 26 @ Kansas City..... | 21 | 16 | 75,231 |
| S 1 Pittsburgh (GB)..... | 22 | 30 | 56,267 |
| S 8 @ Cincinnati..... | 10 | 13 | 55,863 |

| 1974 (4-2-0) | | | |
|--------------------------------------|----|----|--------|
| A 2 @ Buffalo..... | 16 | 13 | 30,119 |
| A 10 St. Louis Cardinals (Milw)..... | 13 | 0 | 43,000 |
| A 17 Chicago Bears (GB)..... | 20 | 10 | 53,106 |
| A 24 Denver (GB)..... | 21 | 31 | 56,267 |
| A 30 @ Miami..... | 10 | 21 | 54,666 |
| S 6 Cincinnati (Milw)..... | 26 | 24 | 46,605 |

| 1975 (2-4-0) | | | |
|-----------------------------------|----|----|--------|
| A 9 Buffalo (GB)..... | 23 | 6 | 56,267 |
| A 16 Chicago Bears (Milw)..... | 13 | 9 | 52,051 |
| A 23 @ Cincinnati..... | 10 | 27 | 49,752 |
| A 30 New England (Milw)..... (ot) | 17 | 20 | 51,769 |
| S 6 @ Kansas City..... | 3 | 31 | 35,543 |
| S 13 San Francisco (GB)..... | 3 | 24 | 56,267 |

| 1976 (2-4-0) | | | |
|----------------------------|----|-----|--------|
| | GB | Opp | Attend |
| J 31 Cincinnati (GB)..... | 17 | 23 | 50,245 |
| A 7 Tampa Bay (Milw)..... | 10 | 6 | 53,421 |
| A 15 @ New England..... | 16 | 14 | 28,448 |
| A 20 @ Buffalo..... | 0 | 37 | 33,706 |
| A 28 N.Y. Giants (GB)..... | 16 | 20 | 56,267 |
| S 3 Atlanta (Milw)..... | 7 | 26 | 54,989 |

| 1977 (2-4-0) | | | |
|--------------------------------|----|----|--------|
| A 6 Cincinnati (GB)..... | 23 | 20 | 51,178 |
| A 13 New England (Milw)..... | 3 | 38 | 53,244 |
| A 20 @ Tampa Bay..... | 7 | 10 | 49,045 |
| A 27 Washington (Milw)..... | 9 | 13 | 55,021 |
| S 3 Cleveland Browns (GB)..... | 14 | 19 | 53,180 |
| S 10 Philadelphia (GB)..... | 24 | 16 | 32,217 |

| 1978 (1-3-0) | | | |
|------------------------------------|----|----|--------|
| A 5 Kansas City (GB)..... | 14 | 17 | 54,453 |
| A 11 @ Washington..... | 12 | 20 | 30,881 |
| A 19 St. Louis Cardinals (GB)..... | 23 | 17 | 50,423 |
| A 26 Cincinnati (Milw)..... | 14 | 17 | 54,927 |

| 1979 (3-1-0) | | | |
|---------------------------|----|----|--------|
| A 4 Kansas City (GB)..... | 14 | 10 | 53,994 |
| A 11 @ Cincinnati..... | 5 | 20 | 44,284 |
| A 18 Buffalo (GB)..... | 7 | 6 | 54,857 |
| A 25 Atlanta (Milw)..... | 45 | 35 | 55,416 |

| 1980 (0-4-1) | | | |
|--------------------------------------|----|----|--------|
| A 2 *San Diego (@ Canton, Ohio)..... | 0 | 0 | 19,972 |
| A 9 @ Dallas Cowboys..... | 14 | 17 | 54,876 |
| A 16 Baltimore Colts (Milw)..... | 3 | 17 | 49,223 |
| A 23 @ Buffalo..... | 0 | 14 | 24,086 |
| A 30 Denver (GB)..... | 0 | 38 | 53,060 |

| 1981 (3-1-0) | | | |
|---------------------------------|----|----|--------|
| A 8 @ Dallas Cowboys..... | 21 | 17 | 55,087 |
| A 15 Oakland (Milw)..... | 34 | 14 | 54,710 |
| A 22 @ Denver..... | 7 | 17 | 72,450 |
| A 29 Cleveland Browns (GB)..... | 35 | 18 | 56,191 |

| 1982 (2-2-0) | | | |
|-----------------------------|----|----|--------|
| A 14 N.Y. Jets (GB)..... | 21 | 19 | 53,531 |
| A 20 Cincinnati (Milw)..... | 41 | 27 | 52,636 |
| A 29 @ L.A. Raiders..... | 3 | 24 | 40,906 |
| S 4 @ New England..... | 27 | 41 | 39,888 |

| 1983 (1-3-0) | | | |
|---------------------------------|----|----|--------|
| A 6 Cleveland Browns (GB)..... | 20 | 21 | 39,202 |
| A 12 @ Seattle..... | 21 | 38 | 54,443 |
| A 20 Philadelphia (GB)..... | 14 | 27 | 48,867 |
| A 27 @ St. Louis Cardinals..... | 39 | 27 | 33,041 |

| 1984 (2-2-0) | | | |
|--------------------------------|----|----|--------|
| A 4 @ Dallas Cowboys..... | 17 | 31 | 43,371 |
| A 11 Chicago Bears (Milw)..... | 17 | 10 | 48,253 |
| A 18 @ L.A. Rams..... | 24 | 27 | 41,185 |
| A 25 Indianapolis (GB)..... | 34 | 17 | 54,979 |

| 1985 (1-3-0) | | | |
|----------------------------|----|----|--------|
| A 10 @ Dallas Cowboys..... | 3 | 27 | 41,847 |
| A 17 @ N.Y. Giants..... | 2 | 10 | 35,798 |
| A 24 Atlanta (Milw)..... | 28 | 24 | 49,703 |
| A 31 N.Y. Jets (GB)..... | 20 | 30 | 56,753 |

| 1986 (1-3-0) | | | |
|--------------------------------------|----|----|--------|
| A 9 N.Y. Jets (@ Madison, Wis.)..... | 38 | 14 | 73,959 |
| A 16 N.Y. Giants (Milw)..... | 14 | 22 | 41,774 |
| A 23 @ Cincinnati..... | 12 | 34 | 44,261 |
| A 30 New England (GB)..... | 9 | 16 | 50,642 |

| 1987 (0-4-0) | | | |
|---------------------------------------|----|----|--------|
| A 15 Denver (@ Phoenix)..... | 14 | 20 | 67,500 |
| A 22 Washington (@ Madison, Wis.)... | 0 | 33 | 64,768 |
| A 29 Cincinnati (GB)..... | 20 | 28 | 44,515 |
| S 5 Cleveland Browns (Milw)..... (ot) | 24 | 30 | 37,707 |

| 1988 (1-2-1) | | | |
|---------------------------------------|----|----|--------|
| A 6 N.Y. Giants (GB)..... | 3 | 34 | 41,455 |
| A 13 @ Indianapolis..... | 21 | 25 | 53,720 |
| A 19 Kansas City (Milw)..... (ot) | 21 | 21 | 32,361 |
| A 27 N.Y. Jets (@ Madison, Wis.)..... | 27 | 24 | 42,098 |

| 1989 (3-1-0) | | | |
|-------------------------------------|----|----|--------|
| A 12 N.Y. Jets (Milw)..... | 28 | 27 | 22,931 |
| A 19 Indianapolis (GB)..... | 23 | 24 | 30,218 |
| A 26 Buffalo (@ Madison, Wis.)..... | 27 | 24 | 30,452 |
| S 1 @ New England..... | 16 | 0 | 26,549 |

*—1980 Hall of Fame Game called with 5:29 left (severe lightning)

| | | 1990 (1-3-0) | | |
|------|-----------------------------------|--------------|-----|--------|
| | | GB | Opp | Attend |
| A 11 | Cleveland Browns (GB)..... | 10 | 25 | 52,625 |
| A 18 | New Orleans (@ Madison, Wis.).. | 27 | 13 | 47,848 |
| A 25 | Atlanta (Milw)..... | 14 | 17 | 51,609 |
| A 31 | @ Kansas City..... | 14 | 27 | 42,806 |
| | | 1991 (2-2-0) | | |
| A 3 | New England (GB)..... | 28 | 7 | 52,852 |
| A 10 | @ New Orleans..... | 20 | 31 | 55,730 |
| A 17 | Buffalo (@ Madison, Wis.)..... | 35 | 24 | 51,077 |
| A 24 | Cincinnati (Milw)..... (ot) | 16 | 19 | 52,390 |
| | | 1992 (1-3-0) | | |
| A 8 | Kansas City (GB)..... | 21 | 13 | 54,322 |
| A 16 | N.Y. Jets (@ Madison, Wis.)..... | 7 | 24 | 41,517 |
| A 22 | @ L.A. Rams..... (ot) | 13 | 16 | 41,252 |
| A 29 | New England (Milw)..... | 10 | 24 | 47,152 |
| | | 1993 (1-4-0) | | |
| J 31 | L.A. Raiders (@ Canton, Ohio).... | 3 | 19 | 23,863 |
| A 7 | Kansas City (Milw)..... | 21 | 29 | 51,655 |
| A 14 | New Orleans (@ Madison, Wis.).. | 17 | 26 | 59,523 |
| A 20 | @ New England..... | 17 | 21 | 24,909 |
| A 27 | Indianapolis (GB)..... | 41 | 10 | 56,811 |
| | | 1994 (3-1-0) | | |
| A 6 | L.A. Rams (@ Madison, Wis.)..... | 14 | 6 | 52,149 |
| A 13 | Miami (Milw)..... | 24 | 31 | 52,759 |
| A 19 | @ New Orleans..... | 13 | 10 | 54,714 |
| A 26 | New England (GB)..... | 24 | 20 | 57,722 |
| | | 1995 (3-1-0) | | |
| A 5 | New Orleans (@ Madison, Wis.).. | 27 | 17 | 49,071 |
| A 13 | @ Pittsburgh..... | 36 | 13 | 49,025 |
| A 19 | Indianapolis..... | 17 | 20 | 55,624 |
| A 25 | Washington..... | 35 | 23 | 58,824 |
| | | 1996 (3-1-0) | | |
| A 2 | New England..... | 24 | 7 | 57,918 |
| A 11 | Pittsburgh..... | 24 | 17 | 59,284 |
| A 17 | @ Baltimore Ravens..... | 17 | 15 | 62,025 |
| A 24 | @ Indianapolis..... | 6 | 30 | 49,081 |
| | | 1997 (5-0-0) | | |
| J 26 | Miami..... | 20 | 0 | 59,089 |
| J 31 | New England..... | 7 | 3 | 60,778 |
| A 8 | @ Oakland..... | 37 | 24 | 42,956 |
| A 16 | Buffalo (@ Toronto)..... | 35 | 3 | 53,896 |
| A 22 | N.Y. Giants (@ Madison, Wis.).... | 22 | 17 | 76,704 |
| | | 1998 (2-3-0) | | |
| A 2 | Kansas City (@ Tokyo, Japan) (ot) | 27 | 24 | 42,018 |
| A 8 | New Orleans..... | 31 | 7 | 60,080 |
| A 16 | Oakland..... | 21 | 27 | 60,078 |
| A 24 | @ Denver..... | 31 | 34 | 73,183 |
| A 28 | @ Miami..... | 7 | 21 | 61,915 |
| | | 1999 (4-0-0) | | |
| A 14 | N.Y. Jets..... | 27 | 16 | 59,815 |
| A 23 | Denver (@ Madison, Wis.)..... | 27 | 12 | 78,184 |
| A 28 | @ New Orleans..... | 38 | 17 | 53,074 |
| S 2 | Miami..... | 25 | 17 | 59,810 |
| | | 2000 (2-2-0) | | |
| A 4 | N.Y. Jets..... | 37 | 24 | 59,585 |
| A 13 | @ Denver..... | 20 | 26 | 75,367 |
| A 21 | @ Miami..... | 14 | 17 | 60,287 |
| A 26 | Cleveland Browns..... | 34 | 33 | 59,687 |
| | | 2001 (2-2-0) | | |
| A 11 | @ Cleveland Browns..... | 3 | 10 | 71,218 |
| A 20 | Denver..... | 22 | 7 | 59,177 |
| A 25 | Miami..... | 17 | 12 | 59,547 |
| A 31 | @ Oakland..... | 13 | 24 | 38,783 |
| | | 2002 (3-1-0) | | |
| A 10 | @ Philadelphia..... | 13 | 20 | 58,546 |
| A 17 | @ Arizona..... | 29 | 21 | 35,716 |
| A 26 | Cleveland Browns..... | 27 | 20 | 62,668 |
| A 30 | Tennessee Titans..... | 21 | 20 | 62,485 |
| | | 2003 (2-3-0) | | |
| A 4 | ^Kansas City (@ Canton, Ohio).... | 0 | 9 | 22,385 |
| A 9 | @ Atlanta..... | 27 | 21 | 68,818 |
| A 15 | @ Cleveland Browns..... | 38 | 31 | 70,348 |
| A 23 | Carolina..... | 7 | 20 | 69,831 |
| A 28 | Tennessee Titans..... | 3 | 27 | 69,126 |

| | | 2004 (1-3-0) | | |
|------|-----------------------------------|--------------|-----|--------|
| | | GB | Opp | Attend |
| A 16 | Seattle..... | 3 | 21 | 69,718 |
| A 21 | New Orleans..... | 19 | 14 | 69,666 |
| A 27 | @ Jacksonville..... | 7 | 9 | 50,846 |
| S 3 | @ Tennessee Titans..... | 7 | 27 | 68,809 |
| | | 2005 (2-2-0) | | |
| A 11 | San Diego..... | 10 | 7 | 69,611 |
| A 20 | @ Buffalo..... | 7 | 27 | 71,323 |
| A 26 | New England..... | 3 | 27 | 69,501 |
| S 1 | @ Tennessee Titans..... | 21 | 17 | 69,010 |
| | | 2006 (1-3-0) | | |
| A 12 | @ San Diego..... | 3 | 17 | 57,777 |
| A 19 | Atlanta..... | 38 | 10 | 69,845 |
| A 28 | @ Cincinnati..... | 17 | 48 | 65,614 |
| S 1 | Tennessee Titans..... | 21 | 35 | 69,132 |
| | | 2007 (2-2-0) | | |
| A 11 | @ Pittsburgh..... | 13 | 9 | 57,151 |
| A 18 | Seattle..... | 48 | 13 | 69,761 |
| A 23 | Jacksonville..... | 13 | 21 | 69,268 |
| A 30 | @ Tennessee Titans..... | 14 | 30 | 69,143 |
| | | 2008 (1-3-0) | | |
| A 11 | Cincinnati..... | 17 | 20 | 69,675 |
| A 16 | @ San Francisco..... | 6 | 34 | 67,230 |
| A 22 | @ Denver..... | 27 | 24 | 74,213 |
| A 28 | Tennessee..... | 21 | 23 | 69,744 |
| | | 2009 (3-1-0) | | |
| A 15 | Cleveland Browns..... | 17 | 0 | 69,091 |
| A 22 | Buffalo..... | 31 | 21 | 68,908 |
| A 28 | @ Arizona..... | 44 | 37 | 61,753 |
| S 3 | @ Tennessee Titans..... | 13 | 27 | 69,143 |
| | | 2010 (2-2-0) | | |
| A 14 | Cleveland Browns..... | 24 | 27 | 68,958 |
| A 21 | @ Seattle..... | 27 | 24 | 65,586 |
| A 26 | Indianapolis..... | 59 | 24 | 68,987 |
| S 2 | @ Kansas City..... | 13 | 17 | 63,843 |
| | | 2011 (3-1-0) | | |
| A 13 | @ Cleveland Browns..... | 17 | 27 | 57,077 |
| A 19 | Arizona..... | 28 | 20 | 67,688 |
| A 26 | @ Indianapolis..... | 24 | 21 | 65,285 |
| S 1 | Kansas City..... | 20 | 19 | 67,555 |
| | | 2012 (2-2-0) | | |
| A 9 | @ San Diego..... | 13 | 21 | 55,527 |
| A 16 | Cleveland Browns..... | 10 | 35 | 68,201 |
| A 23 | @ Cincinnati..... | 27 | 13 | 52,584 |
| A 30 | Kansas City..... | 24 | 3 | 67,999 |
| | | 2013 (1-3-0) | | |
| A 9 | Arizona..... | 0 | 17 | 73,738 |
| A 17 | @ St. Louis Rams..... | 19 | 7 | 53,375 |
| A 23 | Seattle..... | 10 | 17 | 74,030 |
| A 29 | @ Kansas City..... | 8 | 30 | 65,053 |
| | | 2014 (3-1-0) | | |
| A 9 | @ Tennessee Titans..... | 16 | 20 | 69,143 |
| A 16 | @ St. Louis Rams..... | 21 | 7 | 55,072 |
| A 22 | Oakland..... | 31 | 21 | 73,907 |
| A 28 | Kansas City..... | 34 | 14 | 74,059 |
| | | 2015 (2-2-0) | | |
| A 13 | @ New England..... | 22 | 11 | 68,756 |
| A 23 | @ Pittsburgh..... | 19 | 24 | 44,517 |
| A 29 | Philadelphia..... | 26 | 39 | 74,440 |
| S 3 | New Orleans..... | 38 | 10 | 73,863 |
| | | 2016 (3-1-0) | | |
| A 7 | ^^Indianapolis (@ Canton, Ohio).. | -- | -- | -- |
| A 12 | Cleveland Browns..... | 17 | 11 | 74,261 |
| A 18 | Oakland..... | 20 | 12 | 74,089 |
| A 26 | @ San Francisco..... | 21 | 10 | 70,178 |
| S 1 | @ Kansas City..... | 7 | 17 | 70,155 |

^—2003 Hall of Fame Game called with 5:49 left in third quarter (severe rain, lightning)

^^—2016 Hall of Fame Game canceled due to field conditions

THE SHRINE GAME

- Green Bay plays host to the Los Angeles Rams on Aug. 31 in the 68th annual **Upper Midwest Shrine Game**, one of the NFL's longest team traditions.
- Each season, the Packers donate a percentage of the gate to the Shriners' Hospitals for Children.
- The Shriners' facilities provide specialized medical services, helping children with birth defects and other injuries, at absolutely no cost.
- To date, the series has raised more than \$3.5 million for the Midwest Shrine's burn centers and hospitals for crippled children.

SHRINE GAME (34-30-3)

1950-82, 1984-94 games in Milwaukee; all others in Green Bay

| Year | Result | Attend |
|------|--|--------|
| 1950 | — Packers 16, Baltimore Colts 14 | 17,191 |
| 1951 | — Philadelphia 14, Packers 10 | 19,282 |
| 1952 | — N.Y. Giants 7, Packers 0 | 22,000 |
| 1953 | — Pittsburgh 26, Packers 23 | 16,859 |
| 1954 | — N.Y. Giants 38, Packers 27 | 17,000 |
| 1955 | — Packers 37, Chicago Cardinals 28 | 18,000 |
| 1956 | — Packers 27, Philadelphia 6 | 12,138 |
| 1957 | — Packers 16, Philadelphia 13 | 17,101 |
| 1958 | — Pittsburgh 3, Packers 0 | 17,294 |
| 1959 | — Chicago Bears 19, Packers 16 | 28,286 |
| 1960 | — Packers 35, Chicago Bears 7 | 35,118 |
| 1961 | — Packers 24, Chicago Bears 14 | 42,560 |
| 1962 | — Packers 35, Chicago Bears 21 | 44,326 |
| 1963 | — Packers 26, Chicago Bears 7 | 44,592 |
| 1964 | — Packers 21, Chicago Bears 7 | 46,920 |
| 1965 | — Packers 31, Chicago Bears 14 | 47,066 |
| 1966 | — Chicago Bears 13, Packers 10 | 47,034 |
| 1967 | — Packers 18, Chicago Bears 0 | 47,126 |
| 1968 | — Chicago Bears 10, Packers 7 | 47,127 |
| 1969 | — Chicago Bears 19, Packers 9 | 47,014 |
| 1970 | — Packers 6, Chicago Bears 6 | 47,298 |
| 1971 | — Chicago Bears 2, Packers 0 | 47,248 |
| 1972 | — Packers 10, Chicago Bears 7 | 47,222 |
| 1973 | — Packers 13, Chicago Bears 13 | 47,222 |
| 1974 | — Packers 13, St. Louis Cardinals 0 | 43,000 |
| 1975 | — Packers 13, Chicago Bears 9 | 52,051 |
| 1976 | — Atlanta 26, Packers 7 | 54,989 |
| 1977 | — Washington 13, Packers 9 | 55,021 |
| 1978 | — Cincinnati 17, Packers 14 | 54,927 |
| 1979 | — Packers 45, Atlanta 35 | 55,416 |
| 1980 | — Baltimore Colts 17, Packers 3 | 49,223 |
| 1981 | — Packers 34, Oakland 14 | 54,710 |
| 1982 | — Packers 41, Cincinnati 27 | 52,636 |
| 1983 | — Cleveland Browns 21, Packers 20 | 39,202 |
| 1984 | — Packers 17, Chicago Bears 10 | 48,253 |
| 1985 | — Packers 28, Atlanta 24 | 49,703 |
| 1986 | — N.Y. Giants 22, Packers 14 | 41,774 |
| 1987 | — Cleveland Browns 30, Packers 24 (ot) | 37,707 |
| 1988 | — Packers 21, Kansas City 21 (ot) | 32,361 |
| 1989 | — Packers 28, N.Y. Jets 27 | 22,931 |
| 1990 | — Atlanta 17, Packers 14 | 51,609 |
| 1991 | — Cincinnati 19, Packers 16 (ot) | 52,390 |
| 1992 | — New England 24, Packers 10 | 47,152 |
| 1993 | — Kansas City 29, Packers 21 | 51,655 |
| 1994 | — Miami 31, Packers 24 | 52,759 |
| 1995 | — Indianapolis 20, Packers 17 | 55,624 |
| 1996 | — Packers 24, Pittsburgh 17 | 59,284 |
| 1997 | — Packers 20, Miami 0 | 59,089 |
| 1998 | — Oakland 27, Packers 21 | 60,078 |
| 1999 | — Packers 27, N.Y. Jets 16 | 59,815 |
| 2000 | — Packers 37, N.Y. Jets 24 | 59,585 |
| 2001 | — Packers 17, Miami 12 | 59,547 |
| 2002 | — Packers 21, Tennessee Titans 20 | 62,485 |
| 2003 | — Carolina 20, Packers 7 | 69,831 |
| 2004 | — Packers 19, New Orleans 14 | 69,666 |
| 2005 | — Packers 10, San Diego 7 | 69,611 |
| 2006 | — Packers 38, Atlanta 10 | 69,845 |
| 2007 | — Packers 48, Seattle 13 | 69,761 |
| 2008 | — Tennessee Titans 23, Packers 21 | 69,744 |
| 2009 | — Packers 17, Cleveland Browns 0 | 69,091 |
| 2010 | — Cleveland Browns 27, Packers 24 | 68,958 |
| 2011 | — Packers 28, Arizona 20 | 67,688 |
| 2012 | — Cleveland Browns 35, Packers 10 | 68,201 |
| 2013 | — Seattle 17, Packers 10 | 74,030 |
| 2014 | — Packers 31, Oakland 21 | 73,907 |
| 2015 | — Philadelphia 39, Packers 26 | 74,440 |
| 2016 | — Packers 17, Cleveland Browns 11 | 74,261 |

THE BISHOP'S CHARITIES GAME

- In 1961, the Diocese of Green Bay approached Vince Lombardi about playing a second charitable contest in Green Bay (the Shrine game was already a fixture in Milwaukee).
- Lombardi, a devout Catholic, agreed to the contest. The original contract gave the Packers, their opponent and the church each one-third of the gate receipts.
- During the 1970s, the Packers and the church changed the contract so the diocese would receive a flat donation, rather than a percentage.
- For more than 30 years, the church handled many of the game's business-related tasks, including game-program and advertising sales, using a network of volunteers covering 14 northeastern Wisconsin counties. The Packers assumed many of those tasks beginning in 1994.
- To date, the series has raised more than \$3.7 million.
- In 2017, the Packers host the Philadelphia Eagles on Aug. 10 in the 57th annual contest.

BISHOP'S CHARITIES GAME (31-24-1)

All games played in Green Bay

| Year | Result | Attend |
|------|--------------------------------------|--------|
| 1961 | — Packers 20, N.Y. Giants 17 | 33,452 |
| 1962 | — Packers 20, N.Y. Giants 17 | 38,669 |
| 1963 | — Packers 24, N.Y. Giants 17 | 42,327 |
| 1964 | — Packers 34, N.Y. Giants 10 | 42,327 |
| 1965 | — Packers 44, N.Y. Giants 7 | 50,837 |
| 1966 | — Packers 17, Pittsburgh 6 | 50,861 |
| 1967 | — Packers 31, Pittsburgh 20 | 50,861 |
| 1968 | — N.Y. Giants 15, Packers 14 | 50,861 |
| 1969 | — Packers 22, N.Y. Giants 21 | 50,861 |
| 1970 | — Packers 31, N.Y. Giants 31 | 56,263 |
| 1971 | — Pittsburgh 16, Packers 13 | 56,263 |
| 1972 | — St. Louis Cardinals 31, Packers 10 | 56,263 |
| 1973 | — Pittsburgh 30, Packers 22 | 56,267 |
| 1974 | — Denver 31, Packers 21 | 56,267 |
| 1975 | — San Francisco 24, Packers 3 | 56,267 |
| 1976 | — N.Y. Giants 20, Packers 16 | 56,267 |
| 1977 | — Cleveland Browns 19, Packers 14 | 53,180 |
| 1978 | — Kansas City 17, Packers 14 | 54,453 |
| 1979 | — Packers 14, Kansas City 10 | 53,994 |
| 1980 | — Denver 38, Packers 0 | 53,060 |
| 1981 | — Packers 35, Cleveland Browns 18 | 56,191 |
| 1982 | — Packers 21, N.Y. Jets 19 | 53,531 |
| 1983 | — Philadelphia 27, Packers 14 | 48,867 |
| 1984 | — Packers 34, Indianapolis 17 | 54,979 |
| 1985 | — N.Y. Jets 30, Packers 20 | 56,753 |
| 1986 | — New England 16, Packers 9 | 50,642 |
| 1987 | — Cincinnati 28, Packers 20 | 44,515 |
| 1988 | — N.Y. Giants 34, Packers 3 | 41,455 |
| 1989 | — Indianapolis 24, Packers 23 | 30,218 |
| 1990 | — Cleveland Browns 25, Packers 10 | 52,625 |
| 1991 | — Packers 28, New England 7 | 52,852 |
| 1992 | — Packers 21, Kansas City 13 | 54,322 |
| 1993 | — Packers 41, Indianapolis 10 | 56,811 |
| 1994 | — Packers 24, New England 20 | 57,722 |
| 1995 | — Packers 35, Washington 23 | 58,824 |
| 1996 | — Packers 24, New England 7 | 57,918 |
| 1997 | — Packers 7, New England 3 | 60,778 |
| 1998 | — Packers 31, New Orleans 7 | 60,080 |
| 1999 | — Packers 25, Miami 17 | 59,810 |
| 2000 | — Packers 34, Cleveland Browns 33 | 59,687 |
| 2001 | — Packers 22, Denver 7 | 59,177 |
| 2002 | — Packers 27, Cleveland Browns 20 | 62,668 |
| 2003 | — Tennessee Titans 27, Packers 3 | 69,126 |
| 2004 | — Seattle 21, Packers 3 | 69,718 |
| 2005 | — New England 27, Packers 3 | 69,501 |
| 2006 | — Tennessee Titans 35, Packers 21 | 69,132 |
| 2007 | — Jacksonville 21, Packers 13 | 69,268 |
| 2008 | — Cincinnati 20, Packers 17 | 69,675 |
| 2009 | — Packers 31, Buffalo 21 | 68,908 |
| 2010 | — Packers 59, Indianapolis 24 | 68,987 |
| 2011 | — Packers 20, Kansas City 19 | 67,555 |
| 2012 | — Packers 24, Kansas City 3 | 67,999 |
| 2013 | — Arizona 17, Packers 0 | 73,738 |
| 2014 | — Packers 34, Kansas City 14 | 73,059 |
| 2015 | — Packers 38, New Orleans 10 | 73,863 |
| 2016 | — Packers 20, Oakland 12 | 74,089 |

BIRTH OF A TEAM, AND A LEGEND

The Green Bay Packers, arguably the most storied franchise in the National Football League, were organized on Aug. 11, 1919, in the dingy second-floor editorial rooms of the old *Green Bay Press-Gazette* building, located on Cherry Street in downtown Green Bay.

Never imagining what might become of the semipro football team being formed that day, nobody documented who was there or how many were on hand. There had been no announcement of the meeting beforehand, and the *Press-Gazette* provided no details about it the day after.

Whether a full complement of players attended or if it was simply a small gathering of the team's prime movers was never made clear. Nor was it spelled out if much of the preliminary work had been completed beforehand or if the meeting itself triggered a rapid-fire chain of events.

Whatever the case, the *Press-Gazette* in its Aug. 13 edition revealed that the Indian Packing Co. would sponsor the team and referred to it for the first time as the "Packers." The paper said home games would be played at Hagemeister Park; listed 38 prospective candidates for the team, mostly former standouts at Green Bay East and West high schools; and noted full uniforms would be provided to up to 20 players.

"It will be the strongest aggregation of pigskin chasers that has ever been gathered together in this city," the *Press-Gazette* proclaimed.

A second meeting was held at the *Press-Gazette* on Aug. 14, three days after the initial one, and nearly 25 players were in attendance. Curly Lambeau was elected captain of the team, and George Whitney Calhoun was named manager.

Lambeau was a former star at East High School and played on Coach Knute Rockne's first team at the University of Notre Dame in 1918. Back home after dropping out of school in December, Lambeau was working for Indian Packing at the time. Calhoun, great-grandson of Daniel Whitney, founder of the city of Green Bay, was city editor at the *Press-Gazette*.

The story handed down for decades was that the impetus for the initial meeting was a chance encounter at a downtown street corner between Lambeau and Calhoun. In his 1985 book about the history of the Packers, longtime executive committee member and onetime Calhoun colleague John Torinus changed the setting to a conversation over a glass of beer.

Whether it's mostly urban legend or if there's a true story in there somewhere will remain a mystery for the ages. Too much time has passed. But Lambeau and Calhoun have long been regarded as the Packers' co-founders and there's little or no evidence to dispute that.

The first season, the Packers won 10 games and lost one against opponents representing mostly nearby towns in northeastern Wisconsin and Michigan's Upper Peninsula.

The team conducted most of its practices that first year on a field next to the Indian Packing plant at the end of Morrow Street, but it played its eight home games at Hagemeister Park on an open field with no fence or bleachers. Calhoun "passed a hat," as did others, to



Calhoun



Lambeau

collect spare change and help cover expenses.

The Packers again played an independent schedule against mostly neighboring towns the next year and again dominated the competition, finishing 9-1-1.

Better yet, their financial outlook improved considerably.

C.M. "Neil" Murphy, a local typewriter salesman, was named business manager in July, and he organized a committee to build a fence around the Hagemeister playing field so the Packers could charge admission.

Thanks to the support of Indian Packing, the local Association of Commerce, local contractor Ludolf Hansen and fans who provided volunteer labor, construction of the fence began in late August and was completed before the first game in late September.

By mid-October, two large sections of bleachers were erected so fans would no longer have to stand along the sidelines to follow the action.

JOINING THE NFL

On Aug. 27, 1921, the year-old American Professional Football Association awarded a franchise to the Acme Packers of Green Bay during a league meeting in Chicago. The Acme Packing Co., based in Chicago, had purchased Indian Packing eight months earlier. Less than a year later, the APFA would change its name to the National Football League.

Green Bay was now in the big leagues – sort of.

Most of the APFA's 21 members that second year were located in small hotbeds of football rather than big cities – places like Canton, Ohio, Hammond, Ind., and Rock Island, Ill.

Then again, compared to Green Bay, maybe those were big cities.

Green Bay was the smallest city in the league when it joined in 1921 if you discount a minor technicality – Tonawanda, N.Y., was smaller but its team lasted one game and played on the road – and has been ever since, except for a brief period in the late 1920s.

Green Bay's population was 31,017, based on the 1920 U.S. Census. Not only was it the smallest city in the league, it was smaller than six other cities in Wisconsin, including Superior and Oshkosh.

EVENTS THAT LED TO THE PACKERS' BIRTH

- **1895:** Football comes to Green Bay with the organization of the first citywide team.
- **1905:** Green Bay East plays Green Bay West for the first time, launching a high-school rivalry that would reach 100 games in 2005.
- **1916:** Curly Lambeau leads East High to a 7-6 victory over West before an estimated crowd of 5,000 at Hagemeister Park. More than anything, the over-the-top intensity of the rivalry between East and West is what fuels interest in football in Green Bay.
- **1917:** George Whitney Calhoun joins the *Green Bay Press-Gazette* staff as telegraph editor.
- **1918:** Lambeau enrolls at Notre Dame and starts as a freshman on Coach Knute Rockne's first team. But Lambeau drops out of school in December and returns to Green Bay, where he takes a job with the Indian Packing Co.
- **1919:** In April, Val Schneider, the *Press-Gazette*'s sports columnist, writes that with soldiers returning home from war, the outlook is good for Green Bay to field a top-notch football team in the fall. Schneider would write in at least four more columns before Aug. 11 that excitement was building for the revival of semipro football in Green Bay.

MEN WHO INFLUENCED THE PACKERS' INFANCY

- **Earl "Curly" Lambeau:** Co-founder, first team captain, first star. Played from 1921-29 and was head coach through the 1949 season. Took control of the franchise in early 1922 and convinced other owners to allow Green Bay back into the league after it had been expelled for violating a league rule.
- **George Whitney Calhoun:** Co-founder and team's first manager in 1919. Set the schedule and passed the hat at home games that year. Also served as manager of the 1918 city team. Wrote about the Packers for the *Green Bay Press-Gazette*, where he worked for more than 40 years, at the same time he was serving the team in various capacities. He was secretary of the Packers into the 1940s, publicity director until 1947 and a member of the board of directors until his death in 1963.
- **Frank Peck:** President of Indian Packing Co. in 1919 and 1920, when it sponsored the Packers. Gave Lambeau \$500 to buy uniforms and get the team started.
- **C.M. "Neil" Murphy:** Business manager of the Packers in 1920. Led the effort to build a fence around Hagemeister Park so the Packers could charge admission and make money.
- **John & J. Emmett Clair:** Brothers who ran Acme Packing Co. and the Packers in 1921, the team's first year in the NFL.
- **Andrew B. Turnbull:** General manager and one of the owners of the *Press-Gazette* when he took a lead role in creating the Green Bay Football Corp. and rallying local businessmen to buy stock in the team in 1923. Served as the Packers' first president from September 1923 to June 1928.



1919



1921

THE FIRST NFL GAME

The Packers played independently from 1919-20. After joining the American Professional Football Association (renamed NFL in 1922), they played their first official league game **Oct. 23, 1921**, a 7-6 win over the Minneapolis Marines at Green Bay's Hagemeister Park.

With about six minutes left in the fourth quarter, the Marines muffed Cub Buck's punt, and Dave Hayes recovered at the Minneapolis 35. Three plays later, with the crowd chanting "Throw a forward," Curly Lambeau hit Buff Wagner for a big gain to the Minneapolis 14-yard line. The franchise's first completion, the play set up Art Schmaehl's 4-yard touchdown run. Lambeau's extra point, with Buck holding, gave the Packers their first win.

| | | | | | | | |
|-------------|-------|---|---|---|---|---|---|
| Minneapolis | | 6 | 0 | 0 | 0 | — | 6 |
| Green Bay | | 0 | 0 | 0 | 7 | — | 7 |

Starting lineup—LE Bill DuMoe, LT Cub Buck, LG James Cook, C Fee Klaus, RG Sammy Powers, RT Jab Murray, RE Dave Hayes, QB Adolph Kliebahn, LHB Grover Malone, RHB Buff Wagner, FB Art Schmaehl.

Others who played—G Joe Carey, B Lynn Howard, B Curly Lambeau, E Lyle Wheeler, G Milt Wilson.

PACKERS FIRSTS

Game, Win—Sunday, Oct. 23, 1921, 7-6 victory over Minneapolis Marines, Hagemeister Park, Green Bay.

Loss—Oct. 30, 1921, 13-3 decision to Rock Island Independents, Hagemeister Park.

Touchdown—Fullback Art Schmaehl, 4-yard run, vs. Minneapolis, Oct. 23, 1921.

Touchdown Pass/Reception—Curly Lambeau to Bill DuMoe, 35 yards (fake kick) vs. Hammond Pros, Nov. 13, 1921, Hagemeister Park.

Point After Touchdown—Curly Lambeau with Cub Buck holding, vs. Minneapolis, Oct. 23, 1921, Hagemeister Park.

No doubt to those who lived through it and also through the lens of history, it's almost incomprehensible that the Packers survived. They're closing in on their 100th anniversary, but until they were nudging toward 50 they were perpetually on their deathbed.

Take their first league season, for example.

The Packers pulled off a major coup when they signed lineman Howard "Cub" Buck, a veteran of the famous Canton Bulldogs. They won their inaugural league game against the Minneapolis Marines on Oct. 23, 1921. They were able to book games with the formidable Chicago Staleys (Bears) and Chicago Cardinals. And they finished with a winning record, 3-2-1.

But then scandal nearly doomed all that they had accomplished. On Dec. 4, 1921, in a non-league game against Racine billed as a battle for the state championship, the Packers used three Notre Dame players, with college eligibility remaining, under assumed names—and got caught. Less than two months later, Green Bay was booted from the league, albeit not for long.

Thanks to Lambeau's persistence and the impression Green Bay had made on other club owners during its first season, the Packers were reinstated at the next meeting in June.

The Acme Packing Co. bowed out of the picture at that point, after just one season, and a small group organized as the Green Bay Football Club and headed by Lambeau and Calhoun took control of the franchise.

Plagued by limited resources and terrible weather, the new owners barely survived their first season.

A game against Columbus in early November was played in a driving rain and resulted in a loss of \$1,500 when the total rainfall for the day fell three one-hundredths of an inch short of the amount needed for the Packers to collect on their rain insurance. On Thanksgiving, a 12-hour rainfall ruined what was supposed to be Booster Day, contributing to a sparse crowd for a non-league game against Duluth and another financial disaster.

Club officials nearly canceled the game, but were persuaded to play by Andrew Turnbull, one of the owners of the *Press-Gazette*.

Nearly 25 years later in a three-part series, Calhoun wrote that Nov. 30, 1922, "marked a turning point in the history of the Packers." He said Turnbull promised that if club officials went ahead and played their game that day, he would get Green Bay's business community to rally behind the team once the season ended.

True to his word, Turnbull led the effort to create the nonprofit Green Bay Football Corporation before the start of the next season. The Packers were now a community-owned team. Their investors were their fans.

THE IRON MAN ERA

With an improved financial outlook, Lambeau was in position to expand his recruiting efforts and bolster his roster. Over the course of the 1921 and 1922 seasons, the Packers underwent a transformation where they replaced most of their local talent with players from big-time colleges or other pro teams.

As a result, they were highly competitive on the field from the beginning and, in turn, able to establish a firm foothold within the league. In 1927, when the NFL decided to cut its franchises almost in half and eliminate many of its smaller cities, Green Bay survived.

Then, before the 1929 season, it hit the jackpot.

The Packers signed three players off other NFL teams — halfback Johnny Blood, and linemen Clai Hubbard and Mike Michalske — who would lead them to three straight NFL championships and later be inducted into the Pro Football Hall of Fame.

To this day, the 1929-31 and 1965-67 Packers are the only teams to have won three straight NFL titles. The 1929-31 Packers did it when the championship was determined by league standings. The 1965-67 Packers did it under the league playoff system, which was implemented in 1933.

THE HUTSON PERIOD

While the Packers were in the process of winning the 1931 championship, they also were blindsided by what could have been a catastrophic event. In their second game against the Brooklyn Dodgers, a local fan, Willard J. Bent, injured his back when a section of bleachers at City Stadium collapsed, and he fell nearly 10 feet to the ground.

Bent sued the Packers and was awarded roughly \$5,000 following a trial in February 1933. With the country in a deep depression, the Packers' insurance company went into bankruptcy before the claim could be adjusted, and the Green Bay Football Corp. went into receivership while it appealed the case in court.

Somehow the Packers survived the proceedings long enough to be saved, once again, by two seminal events.

The first was the creation of a new corporation, Green Bay Packers, Inc., in January 1935 following a second stock sale.

The other was the signing of Don Hutson less than a month later. Hutson actually signed two con-



Hutson

SOLID FOOTBALL, SHAKY FINANCES, 1919-35

- The Packers enjoy a successful first season, winning 10 of 11 games, but the lack of an enclosed playing field prevents them from charging admission. The old minor league baseball park at Hagemeister had been torn down in late spring 1918. Thus, the Packers play their eight home games in 1919 on an open field with no fence or bleachers.
- All goes well on the field in the Packers' first season in what is now the NFL, but the *Green Bay Press-Gazette* reports a year later that the Clair brothers, who ran the team and the Acme Packing Plant in Green Bay, lost \$3,800 over the course of the 1921 season.
- On Dec. 4, 1921, the Packers play Racine in a non-league game and pay three players from the University of Notre Dame to play under assumed names. The Packers get caught and get kicked out of the league in January 1922. Owners vote Green Bay back into the league six months later, but all teams are now required to post a \$1,000 guarantee against using college players, a hefty sum for Curly Lambeau's group to pay now that they no longer have a packing plant sponsoring them.
- A driving rain limits attendance to about 1,500 for a game on Nov. 5, 1922, against the Columbus Panhandles — the *Press-Gazette* reports a team needs to draw close to 3,000 just to break even — and leaves the Packers \$3,400 in debt six games into their NFL schedule. The Packers have rain insurance, but total rainfall falls three one-hundredths of an inch short of the amount needed to collect. That said, their 3-0 victory is huge. The Columbus owner is league president Joe Carr, and the Panhandles, in existence since 1907, are one of the most established teams in pro football.
- Fans organize Booster Day for Nov. 30, 1922, and it ends with a victory over Duluth in a non-league game at Hagemeister Park. But the game is another financial disaster due to another rainstorm. The crowd falls short of 1,500.
- While little Green Bay is emerging as a strong contender on the field, the 22-team NFL is working to eliminate franchises located in smaller cities as it looks forward to the 1927 season. With that in mind, the league's franchise guarantee is bumped from \$1,500 to \$2,500. Members of the Packers board and local businessmen meet at the *Green Bay Press-Gazette* and support club president Andrew Turnbull's pitch to come up with the money to keep Green Bay in the league.
- A local fan pays \$1 for a ticket to the Packers' game against Brooklyn on Sept. 20, 1931, injures his back when a set of bleachers collapses at City Stadium, and sues. In February 1933, a jury awards Willard J. Bent roughly \$5,000 in damages, and the Packers' insurance company is bankrupt and can't pay. The Packers have won three straight NFL titles from 1929-31, but the Green Bay Football Corp. is forced into receivership in August 1933 to protect its assets.

tracts, one with the Packers and the other with the Dodgers, but was awarded to the Packers by league president Joe Carr. Carr settled the dispute based on the times postmarked on the packages containing the contracts mailed by the two clubs.

In his second game as a pro, Hutson caught an 83-yard touchdown pass from Arnie Herber that gave the Packers a 7-0 victory over the Chicago Bears. When he retired 11 years later, Hutson owned 19 NFL records and had revolutionized what was then the position of offensive end.

With money in the bank and Hutson shredding defenses like no other player in the game, the Packers would win three more NFL titles under Lambeau: in **1936, 1939 and 1944**.

But when Hutson retired following the **1945** season, hard times followed. The Packers became perennial losers for the first time, and they encountered one financial crisis after another.

The war between the NFL and the newly formed All-America Football Conference left them financially strapped and unable to sign their No. 1 draft picks in **1946 and 1947**.

By Thanksgiving Day **1949**, the Packers had to play an intrasquad game to raise enough money to finish the season. They drew 15,000 fans to City Stadium despite cold, blustery weather and raised approximately \$50,000, enough to pay the freight for their final three road games.

Meanwhile, the Packers also were losing money on their training quarters at Rockwood Lodge, located along the bay about 15 miles northeast of Green Bay, and Lambeau was immersed in a power struggle with several members of the board of directors.

Fortuitously for the Packers, Rockwood was destroyed by fire Jan. 24, **1950**. The other problems came to a head when Lambeau resigned a week later, ending his 31-year association with the franchise, to become head coach of the Chicago Cardinals.

RONZANI REGIME

Within a week after Lambeau's departure, the Packers hired Gene Ronzani, a former player and assistant coach with the Bears, to succeed him. Then, before the end of April, the Packers launched a third stock drive.

The stock sale would raise more than \$100,000 and put the franchise back on firmer footing. On the field, the losing prevailed and with two games remaining in the **1953** season, Ronzani was forced to resign.

BLACKBOURN TAKES OVER

The Packers hired Verne Lewellen, a local attorney and one of the stars of their 1929-31 championship teams, as general manager, and plucked Lisle Blackbourn from Marquette University to become their head coach as part of a reshuffling of the organization in the winter of **1954**.



Vainisi

The Packers compiled a disappointing 17-31 record during Blackbourn's four years as coach, but they also secured their future during that period by building a new, football-only stadium and drafting what would be the nucleus of future championship teams.

On April 3, **1956**, voters approved a referendum to fund construction of the stadium. It was dedicated on Sept. 29, **1957**, and called new City Stadium until it was renamed Lambeau Field in 1965.

On Blackbourn's watch, the Packers also drafted Forrest Gregg, Bart Starr, Paul Hornung, Jim Taylor and Ray Nitschke, all future Pro Football Hall of Famers.

Despite his shortcomings as a coach, Blackbourn had a keen eye for talent – Vince Lombardi would hire him as a scout – and an able, young personnel director in Jack Vainisi, who had been hired by Ronzani and would play a large part in luring Lombardi to Green Bay.

MCLEAN MOVES UP

After Blackbourn was fired following a 3-9 finish in 1957, likeable Ray "Scooter" McLean, backfield coach of the Packers since 1951, was hired as his replacement.

McLean lasted one season. He submitted his resignation under fire on Dec. 17, **1958**, following a 1-10-1 finish, the worst in Packers history.

THE LOMBARDI ERA

The Packers' search for McLean's replacement lasted more than a month. Lambeau moved back to Green Bay and applied for the general manager post. Forest Evashevski, a highly successful coach at the University of Iowa, was brought to Green Bay for an interview, but declined the job. Other candidates were considered, as well.

Finally, at 3 p.m. on Jan. 28, **1959**, Packers president Dominic Olejniczak announced that Vince



Olejniczak

Lombardi had accepted a five-year deal to become the team's coach and general manager. Six days later, Lombardi was officially introduced at a press conference at Green Bay's Hotel Northland where he declared, "I want it understood that I'm in complete command."

Although Lombardi had been backfield coach of the New York Giants for eight years, he was relatively unknown in a sports world much different than today. Television was still in its infancy, pro football was largely viewed as a second-rate sport and few, if any, assistant coaches were household names.

As a result, a popular question in Green Bay at the time was: "Who the hell is Vince Lombardi?"

It didn't take long for people to find out.

In his first season, Lombardi went 7-5 and was named NFL Coach of the Year. In **1960**, the Packers captured the Western Conference, only to lose to Philadelphia in the title game. That would be the last time Lombardi's Packers lost an NFL Championship Game.

They won five world titles in **1961, '62, '65, '66 and '67**, including Super Bowls I and II. Over nine years, they compiled a glittering 98-30-4 record (.766) and won nine of 10 postseason games.

The Packers would be recognized as the Team of the '60s and as one of the great dynasties in NFL history. Lombardi would be glorified as one of the game's greatest coaches and be posthumously honored by having the Super Bowl trophy named after him.

BENGTSON PERIOD

Following the third consecutive title in 1967, Lombardi turned over the head-coaching duties to Phil Bengtson and one year later announced that he was leaving Green Bay to become coach/GM of the Washington Redskins. Bengtson coached the Packers from **1968-70**, compiling a 20-21-1 record. He resigned in December 1970.

THE DEVINE DAYS

Dan Devine, one of the nation's most successful college coaches, succeeded Bengtson as head coach and general manager in January **1971**. After settling for a 4-8-2 record during his first year, Devine and the Packers appeared on the road to new heights when **1972** produced a 10-4 record and the team's first Central Division title since 1967. But the Packers' Super Bowl hopes dissolved in the second half of **1973** and they slipped to 5-7-2. They continued their regression in **1974**, going 6-8, and Devine resigned.



THE STARR TREK

Winner of a record five NFL championships as a starting quarterback, Bart Starr was the overwhelming choice of Packers fans to succeed Devine, and the executive committee complied by awarding him a three-year contract as head coach and general manager, Dec. 24,

FIRST QUARTERBACKS

Adolph Kliebhan was the starting quarterback in the Packers' first NFL game, played against the Minneapolis Marines on Oct. 23, 1921. **Curly Lambeau** would replace him by the second quarter, if not earlier, and it would be the first and last game of Kliebhan's NFL career.

Why he started is anybody's guess.

The Packers played four non-league games prior to facing the Marines, and Kliebhan appeared in three, filling in at quarterback, fullback and right halfback. But he didn't play the week before against Beloit.

Art Schmaehl started at quarterback in the Packers' second league game, against Rock Island, before Lambeau started the final four. Lambeau had started at right halfback in the four non-league games and then at fullback against Rock Island.

In 1922, the Packers signed **Charlie Mathys**, a Green Bay native who had played for the Hammond Pros in 1921. Mathys would start every game at quarterback over the next three seasons and maintain a hold on the job until partway through 1926. Lambeau would start 46 of 67 games from 1922-27, but mostly at right halfback, before his playing time would drastically diminish in 1928.

In 1927, the Packers signed **Red Dunn**, who had led the Chicago Cardinals to the 1925 NFL championship, and he would quarterback them through the 1931 season, winning three more NFL titles.

Future Pro Football Hall of Famer **Arnie Herber** would move into the lineup on a regular basis in 1932, playing either right or left halfback in Lambeau's revised Notre Dame Box offense and taking the Packers' passing game to new heights.

Dunn was the last of the Packers' quarterbacks in the Notre Dame Box to call signals, pass and run. Thereafter, Lambeau used his quarterback as a blocking back until he finally switched to a variation of the T-formation in 1947.

1974. Starr asked for “the prayers and patience of Packer fans everywhere ... We will earn everything else.”

Starr had only one season of experience as a coach – he was Devine’s quarterbacks coach in 1972 – and things didn’t turn out as he and Packers fans had hoped. He was handcuffed by a disastrous trade for aging quarterback John Hadl, which was agreed to by Devine just before the trade deadline of his final season. Having given up five prime draft picks in the Hadl deal, the Packers finished 4-10, 5-9 and 4-10 again in Starr’s first three seasons. They raised hope with an 8-7-1 finish in 1978, but then couldn’t get over the hump.

Over five more seasons, the Packers enjoyed only one winning record, a 5-3-1 finish in the strike-shortened 1982 season. Green Bay made the playoffs that year and beat the St. Louis Cardinals in a home playoff game, but when the Packers went 8-8 in 1983, Starr was fired the day following a disappointing 23-21 loss at Soldier Field to the rival Chicago Bears.

THE GREGG ERA

The Packers replaced Starr with another beloved player from the Lombardi era. On Dec. 24, 1983, Forrest Gregg, a former Starr teammate and one of the premier offensive tackles in football history, became the Packers’ ninth head coach. Gregg had led Cincinnati into Super Bowl XVI following the 1981 season and his 19-6 record over the 1981-82 seasons was the best in pro football.

He started out with back-to-back 8-8 seasons as he tried to mold the roster in his own tough-guy image, but he went 4-12 and 5-9-1 in his final two years and resigned (Jan. 15, 1988) to become head coach at his alma mater, Southern Methodist University.



INFANTE SIGNS ON

On Feb. 3, 1988, after interviewing a host of candidates and having his preferred choice, Michigan State coach George Perles, accept the job and then back out, executive vice president of football operations Tom Braatz hired Lindy Infante as Gregg’s successor. Infante, who had been the Cleveland Browns’ offensive coordinator, was considered a shrewd play-caller, but except for a 10-6 finish in 1989, his teams largely struggled on offense and he was fired after four seasons.

By then, Braatz also had been fired and replaced by Ron Wolf, who was given the title of general manager and complete control over the Packers’ football operation. Wolf was hired Nov. 27, 1991. Braatz had been hired prior to Gregg’s final season as coach in a power-sharing arrangement and fired one week before Wolf was hired.

The front-office overhaul was executed by Bob Harlan, who had been named president of the Packers prior to the 1989 season after serving the team for 18 years in several administrative roles. Harlan had joined the Packers when Devine was coach and general manager and had witnessed each coaching hire in the years since finish with a worse record than his predecessor.

In the 24 seasons since Lombardi had stepped down as coach, the Packers had finished with a winning record five times and qualified for the playoffs only twice. Harlan was determined to put an end to the drought.

Wolf began the process Dec. 22, 1991, by firing Infante.

THE HOLMGREN ERA

Wolf named Mike Holmgren, offensive architect of San Francisco’s four-time Super Bowl champions, to succeed Infante, Jan. 11, 1992. Holmgren, sought by five other clubs, received a five-year contract. Next, Wolf traded for quarterback Brett Favre, who had played little in his rookie season with Atlanta. But Wolf had rated Favre much higher than most NFL scouts while he was still working for the New York Jets and confidently rolled the dice. Not only hadn’t the Packers won in 24 years, but their quarterback situation had been less than desirable for most of that time, as well.

Three games into the Wolf-Holmgren Era, Favre led the Packers to a stunning, last-minute victory over the Cincinnati Bengals at Lambeau Field. The next week, he made his debut as a starter and the Packers were headed in the right direction for the first time in a quarter-century. In 1992, the Packers surprised the NFL with a 9-7 finish. Holmgren became only the third head coach in team history to register a winning record in his first season, and it was punctuated by a six-game winning streak, the team’s longest since 1965.

Holmgren guided the Packers into the playoffs in 1993, forging a second-straight 9-7 record. They also won their first playoff game in 11 years on a “Hail Mary” Favre-to-Sterling Sharpe pass in the final minute that eliminated Detroit, 28-24. They then fell at Dallas, 27-17, in the divisional round.

The Packers reached the playoffs again in 1994 and

’95, only to be eliminated on two more occasions by the Cowboys. But the Favre-led Packers were on the upswing. After finishing 9-7 for a third straight time in 1994, they improved to 11-5 and won their first NFC Central Division title since 1972. They also advanced one more round in the playoffs, losing to Dallas in the NFC Championship Game in 1995 after getting bounced in the divisional round the



year before. Two highlights of those seasons were holding the incomparable Barry Sanders to minus-1 yard on 13 attempts in a 16-12 playoff victory at Lambeau Field following the 1994 season, and formally dethroning the defending Super Bowl champion San Francisco 49ers in their own stadium, 3Com Park, 27-17, in an NFC Divisional Playoff.

Putting nearly three decades of disappointment emphatically behind them, the Packers rewarded their long-patient faithful in 1996. Shunting aside eight of their first nine foes, they swept to a 13-3 record and their second straight division championship. Then, they captured their first NFL title since 1967, dispatching New England, 35-21, in Super Bowl XXXI at the Louisiana Superdome.

Displaying impressive consistency on both sides of the ball, they documented their superiority, outscoring three opponents 100-48 in a postseason sweep. Appropriately, the first two wins were before their Lambeau loyalists – a 35-14 divisional triumph over the 49ers and a 30-13 win over the upstart Carolina Panthers in the NFC title game.

In winning a 12th NFL championship, extending their own league record, the Packers joined an elite group of teams with three or more Super Bowls (Dallas, San Francisco, Pittsburgh, Oakland and Washington).

The Packers thus entered 1997 with an opportunity to win back-to-back Super Bowls for a second time – and came breathtakingly close to achieving their objective. Sweeping to a second consecutive 13-3 mark, they smothered the 49ers on a soggy, rain-swept afternoon in San Francisco, 23-10.

In a seasaw affair, Super Bowl XXXII in San Diego found the Packers trailing Denver at halftime, 17-14. Hopes of a repeat were high, however, when Favre engineered an 85-yard drive, knotting the contest, 24-24, early in the fourth quarter. But the Broncos later scored with only 1:45 remaining and a last-minute Packers drive fell short when Favre’s pass for tight end Mark Chmura fell incomplete inside the Denver 20, with only 28 seconds left, sealing the Broncos’ 31-24 win.

A third straight Super Bowl trip, a realistic goal at the outset, eluded the Packers in 1998, their 80th season. Historic accomplishment, however, did not, as they advanced to the playoffs for the sixth year in a row, a team record, while posting a seventh consecutive winning season. They set another team record by stretching their Lambeau Field winning streak to 25 games – the second longest in NFL history – before falling to the Minnesota Vikings on Oct. 5. They finished 11-5, equaling another team standard by posting a double-digit victory total for the fourth consecutive year (11-5 in 1995, 13-3 in both 1996 and 1997). The only other time Green Bay had strung together four seasons of 10-plus wins was 67 years earlier – Lambeau’s triple NFL champions of 1929-32 (12-0-1 in 1929, 10-3-1 in 1930, 12-2 in 1931 and 10-3-1 in 1932).

In the wake of these considerable achievements, the Packers’ season came to a dramatic and painful end in an NFC Wild Card game at San Francisco, when a 27-23 lead abruptly dissolved into a 30-27 49ers victory. Steve Young’s 25-yard touchdown pass to Terrell Owens sealed the game with just three seconds left.

Only five days later, Holmgren resigned to become head coach and director of football operations for the Seattle Seahawks.



ROUGH RHODE(S)

Moving swiftly, Wolf tabbed Ray Rhodes, former Eagles head coach and Green Bay defensive coordinator, as the Packers' 12th head coach, Jan. 11, 1999. The Packers launched **1999** under Rhodes in breathtaking fashion, winning three of the first four games in the last minute. Fate, however, suddenly stopped smiling as Green Bay (8-8) missed the playoffs for the first time since 1992, ending seven straight winning seasons. Saying the Packers lacked the needed toughness and fire, Wolf relieved Rhodes soon after the season finale.

THE SHERMAN TENURE

After searching more than two weeks, Wolf surprised many NFL observers by naming Mike Sherman as the Packers' 13th head coach, Jan. 18, **2000**. As recently as the 1997-98 seasons, Sherman had served as the Packers' tight ends/assistant offensive line coach. Sherman finished 9-7, but out of the playoffs his first season. Soon thereafter, on Feb. 1, 2001, Wolf retired as the team's executive vice president and general manager, and Harlan quickly named Sherman to replace Wolf. Sherman became the first head coach with the GM title since Starr in 1980.

Wolf's impressive nine-year tenure included 101 total victories (including eight in the playoffs) and the NFL's best regular-season record (83-45) since the 1993 advent of free agency.

Sherman returned the Packers to the playoffs in **2001** and again in **2002**, when they tied for the league's best record at 12-4. But they lost in the second round of the playoffs in 2001 and the first round in 2002.

In **2003**, the Packers appeared destined to reach the NFC Championship Game, if not the Super Bowl, when they won their final four regular-season games, including an inspiring 41-7 victory over Oakland engineered by a heavy-hearted Favre following the death of his father. The following week, Green Bay captured an improbable division title in the last two minutes of the season, when Arizona upset Minnesota and the Lambeau Field crowd broke the news to the Packers.

But Donovan McNabb led the Philadelphia Eagles to a come-from-behind, 20-17 overtime win to end an emotional Packers run in the divisional playoffs.

Not to be forgotten, the 2003 season included changes to three of the most-revered records in Packers history (Gregg's 33-year-old consecutive-games streak, broken by Favre; Taylor's 41-year-old season rushing record, surpassed by Ahman Green; and Hutson's 58-year-old career scoring mark, eclipsed by Ryan Longwell).

The Packers won a third straight NFC North title under Sherman in **2004**, but lost to Minnesota in a Wild Card Playoff at Lambeau.

On Jan. 14, 2005, Harlan restructured the team's football operations, naming Ted Thompson general manager, with full authority over football decisions. Harlan said he based the decision on his belief in a preferred structure – separate individuals for the GM and head-coach positions.

The Packers climbed to a 4-12 mark in **2005** and Thompson dismissed Sherman.

He made the announcement on Jan. 2, 2006, saying it was time for a new face to lead the team.

THE PRESENT

Thompson underwent an intensive nine-day search to tab Mike McCarthy the franchise's 14th head coach (Jan. 12, 2006).

McCarthy guided the Packers to a resilient four-game winning streak to close his first season as head coach with an 8-8 record, keeping the team in contention for the playoffs until the final weekend of **2006**, when mere percentage points dubbed the Giants the NFC's last postseason qualifier.

McCarthy was disappointed the Packers just missed the playoffs, particularly because the team was as healthy as it had been all season and was playing its best football the last month. But the NFL's youngest club carried that momentum into **2007**, winning its first four games and ultimately tying the then-franchise record for regular-season victories with a 13-3 mark. McCarthy also tied Sherman's team mark for the most wins by a head coach in his first two seasons (21).

With Joe Philbin taking over as offensive coordinator, Ryan Grant emerging at midseason as a feature back, and Favre enjoying a brilliant final season in Green Bay, the offense finished second in the league, its highest ranking since 1983.

Grant then posted franchise playoff records of 201 rushing yards and three touchdowns in a 42-20 snow-filled NFC playoff triumph over Seattle at Lambeau, but the club's quest for a fifth Super Bowl appearance came up agonizingly short.

In the third-coldest game in NFL championship history, with a temperature of minus-1 and wind chill of minus-23 at kickoff, Green Bay fell at home, 23-20, in overtime to the New York Giants in the NFC Championship Game.

A UNIQUE FRANCHISE

- **No owner** (last remaining publicly owned pro sports team, 5,011,554 shares, 360,564 stockholders, none of whom receive dividend on initial investment).
- Team plays in major sports' **smallest TV market** – 70th (New Orleans, 53, is closest).
- Packers have 15 playoff appearances in last 20 years, and won **most NFL titles** (13) in league history.
- Green Bay has **24 Pro Hall of Famers**, second most in league.
- Team has **averted four financial collapses**: 1921, 1922, 1933 and 1949. Other than after the 1921 season, the community rescued the team.
- In a century of franchise movement, only 10 other pro sports teams – none in football – have held **same moniker in same location** longer (nine baseball, one hockey).
- Only two other pro sports venues have been in continuous use longer than **Lambeau Field** (1957) – Boston's Fenway Park (1912) and Chicago's Wrigley Field (1916).
- With **season-ticket holders** from all 50 states, as well as Washington, D.C., Canada, Japan and Australia, the team's waiting list has nearly 100,000 names on it. People who were recently awarded season tickets put their names on the waiting list in the mid-1970s.
- Packers have most **fans** in the league based on recent Harris polls, merchandise sales and website attraction.
- Before radio, when Packers played on the road, hundreds of fans would gather at Turner Hall, the old Elks Club or the Columbus Club to follow the play-by-play delivered from the visiting city via telegraph reports.
- Packers were first to open **hall of fame** and museum (1967).

In **2008**, the torch was passed to Aaron Rodgers from Favre, who retired in March with virtually every significant NFL passing record, un-retired in July and was traded to the New York Jets during the first week of training camp. Rodgers became just the second quarterback in league history to pass for more than 4,000 yards in his first season as a starter, and the offense produced a 4,000-yard passer, 1,200-yard rusher (Grant) and two 1,000-yard receivers (Greg Jennings, Donald Driver) for the first time in team history.

On defense, the team set a franchise record with seven touchdowns, including six on interception returns, leading to Pro Bowl berths for three-fourths of the starting secondary in Nick Collins, Charles Woodson and Al Harris. But that wasn't enough to overcome injuries and other shortcomings on that side of the ball, and with the team losing seven games by four points or less, the final 6-10 mark was just the franchise's second losing season dating back to 1992.

That led to a series of changes on the coaching staff, most of them on defense, as McCarthy hired Dom Capers as his new defensive coordinator to institute a switch to a 3-4 scheme. The players responded faster than most predicted in **2009**, climbing all the way to No. 2 in the league in yards allowed and No. 1 against the run for the first time in team history, setting a franchise record for the fewest rushing yards allowed per game (83.3).

That defensive prowess was highlighted by Woodson winning NFL Defensive Player of the Year, rookie Clay Matthews leading the team in sacks, and Collins joining both as Pro Bowl honorees. Combined with another dynamic season on offense – as the quartet of Rodgers, Grant, Jennings and Driver repeated their feat of the prior year and a new franchise record for points (461) was established – the Packers won seven of their final eight regular-season games to finish 11-5 and earn an NFC Wild Card playoff berth.





Rodgers earned his first Pro Bowl nod and made a memorable postseason debut, throwing for a Green Bay postseason-record 423 yards and record-tying four TDs as he rallied the Packers from a 21-point second-half deficit. Emerging tight end Jermichael Finley also set a team playoff mark with 159 yards receiving and tied a team postseason record with nine receptions.

Ultimately the Packers came up short, however, dropping a 51-45 overtime heartbreaker in Arizona, the highest-scoring postseason game in NFL history. But the disappointment fueled a determination and the late-season surge sparked a genuine optimism heading into 2010.

That optimism led to high expectations, and the Packers became a popular preseason pick to represent the NFC in the Super Bowl. Boasting both a deep and maturing roster, and relative scheme continuity on both sides of the ball, Green Bay was primed for a deep playoff run.

The team got out to a 3-1 start in the season's first quarter, but injuries to key players mounted. Grant, a back-to-back 1,200-yard rusher, was lost for the season in Week 1. Finley, the team's leading receiver entering Week 5, was also placed on injured reserve, as was linebacker Nick Barnett, the third all-time leading tackler in franchise history. By season's end, the Packers would place 15 players on the season-ending injured list.

Despite the injuries, the Packers never blinked. Rodgers led the offense by posting a quarterback rating of 101.2. Jennings finished with 1,265 yards and earned his first selection to the Pro Bowl. Defensively, the Packers ranked No. 2 in the NFL in scoring defense at 15.0 points per game. Matthews, who racked up 13½ sacks, was voted a Pro Bowl starter and a consensus first-team All-Pro and was named the league's Defensive Player of the Year by various publications. In the secondary, Woodson set career highs in tackles and forced fumbles, becoming the team's emotional leader throughout. His counterpart at corner, Tramon Williams, led the team with six interceptions, earning his first bid to the Pro Bowl, where he was joined by Collins, who was chosen for the third consecutive year.

The Packers' six losses came by a combined 20 points, and they became the first team since the AFL-NFL merger in 1970 to never trail a game by more than seven points over an entire season. They finished the regular season with a 10-6 record and secured the sixth and final seed in the NFC's playoff bracket.

Taking to the road for the NFC playoffs, the Packers started by winning the opening-round Wild Card game at Philadelphia by a score of 21-16. The following week they traveled to Atlanta to take on the top-seeded Falcons. After an initial back and forth, Green Bay exploded with a 28-point second quarter and never looked back. On the strength of a near-flawless display of quarterbacking by Rodgers (31 of 36 for 366 yards and three TDs), and two crucial interceptions by Williams, the Packers hammered the Falcons, 48-21, the second-largest margin of victory in team postseason history.

For the NFC championship, the Packers faced their division rival, the Chicago Bears, for a chance to return to the Super Bowl for the first time since the 1997 season. The Packers got out to a 14-0 lead early in the second quarter. The opportunistic defense forced three Chicago turnovers, highlighted by an improbable 18-yard interception return for a touchdown by NT B.J. Raji that put Green Bay ahead, 21-7, late in the fourth quarter. Rookie CB Sam Shields sealed the 21-14 win on the Bears' final drive, making his second interception of the game to send the franchise to its fifth Super Bowl.

The Super Bowl pitted the Packers against the AFC champion Pittsburgh Steelers. In what was billed as a matchup between two renowned 3-4 defenses, it was the Green Bay offense, led once again by Rodgers, that was the difference. The Packers stormed out to a 21-3 lead in the first half, with two touchdowns coming off the

arm of Rodgers and one on an interception return by Collins. Under circumstances reflective of the entire season, the Packers were forced to overcome injuries, as veteran stalwarts Driver and Woodson were both ruled out of the game late in the first half.

The Steelers fought their way back, but a forced fumble by Matthews at the start of the fourth quarter led to another Rodgers touchdown pass. Forcing a turnover on downs on Pittsburgh's final drive, the Packers won the franchise's fourth Super Bowl, 31-25.

In the months that followed the season, both Thompson and McCarthy were rewarded with multi-year contract extensions.

With a franchise quarterback, a nucleus of young veterans and a 10-man draft class, all eyes were set on the quest for another title in 2011.

Due to a league-wide work stoppage that began in early March, the Packers were deprived of an offseason program and the players first convened as a team at the start of training camp in late July.

Despite an abbreviated training camp schedule, the Packers picked up where they left off in early February. Beginning with the NFL's season-opening Thursday night spectacle against the New Orleans Saints at Lambeau Field, the Packers stormed through the regular season, reeling off a team-record 13 consecutive wins en route to a franchise-best 15-1 record. The team became just the sixth in NFL history to reach the 15-win plateau, and when combining the start of 2011 with the six wins that closed out 2010, the 19-game winning streak was the longest in team history and second longest in league annals.

The franchise laid claim to its first NFC North title since 2007 and secured the NFC's No. 1 seed for the playoffs. Throughout the season, the recipe for success was written by Rodgers and a prolific offense that scored 560 points, the third-highest total in league history.

Rodgers earned the league's Most Valuable Player award and consensus first-team all-pro honors from almost every major publication. His 122.5 cumulative passer rating set a new NFL record and he also eclipsed the previous franchise single-season marks for yards, touchdowns, completion percentage, yards per attempt and 300-yard games.

The Packers led the NFL with 31 interceptions, the most by a Green Bay team since 1962. Woodson tied for the NFL lead with seven INTs. The defense's 38 takeaways tied for the league lead and helped contribute to the team's plus-24 differential in the turnover department, a mark that also tied for No. 2 in franchise history.

Joining Rodgers, Woodson and Matthews in the Pro Bowl were Jennings, FB John Kuhn, Raji and C Scott Wells, giving the Packers seven representatives, the most voted in for the franchise since 1967.

In the postseason, Green Bay fell victim to uncharacteristic, costly turnovers in its only contest, and lost to the eventual Super Bowl champion New York Giants in the divisional round, 37-20. The loss to the Giants left a foul taste in the team's collective mouth as they entered the offseason with a renewed focus on the ultimate prize in 2012.

The Packers entered the 2012 campaign with a focus upon getting the team to peak at the right time.

With that in mind, the club recovered from a 2-3 start to win 9 of 10 games in Weeks 6-16 and put itself in prime position for the postseason. With a win at Chicago in Week 15, the Packers secured the franchise's first back-to-back NFC North titles since it captured three straight from 2002-04.

During the regular season, a Rodgers-led offense ranked No. 5 in the league in scoring despite being plagued by injuries throughout the season. Five different players started at running back in addition to five different combinations on the offensive line, and primary targets Jennings and WR Jordy Nelson missed 12 full games combined and parts of others with various ailments.

Defensively, the Packers climbed to No. 11 in pass defense on the strength of an 81-yard-per-game improvement over the previous season.

Despite suffering a hamstring injury that shelved him for a month, Matthews became the first player in franchise history to be named to the Pro Bowl in each of his first four seasons in the league.

The defense was also aided by second-round pick CB Casey Hayward, who led the team and all NFL rookies with six interceptions.

Finishing the season with an 11-5 record, the Packers were NFC North champions, laid claim to the No. 3 seed in the NFC and a Wild Card matchup with the division-rival Minnesota Vikings. The game marked the two teams' third meeting over a six-week stretch, and the defense managed to keep league MVP Adrian Peterson in check while Rodgers and the offense built a 24-3 margin en route to a 24-10 victory.

In the following week's divisional-round contest at San Francisco, the 49ers' offense proved too much for Green Bay to handle, and despite only trailing 24-21 at halftime, a second-half surge saw the Packers ultimately fall, 45-31. The Green Bay offseason was highlighted by long-term contract extensions for both Matthews and Rodgers.

The Packers welcomed the 2013 campaign and an upgraded facility that was highlighted by the addition of 6,700 new seats.

In 2013 the Packers were besieged by injuries to key players at a host of positions. Bryan Bulaga, Randall Cobb, Finley, Hayward and Matthews all missed significant portions of the season. However, the most devastating blow came against the Bears in Week 9, when Rodgers suffered a broken collarbone that would sideline him for the ensuing seven games, a stretch that saw the team post a 2-4-1 record during his absence.

Despite the volume of adversity, there were a number of positives. First and foremost was the emergence of rookie RB Eddie Lacy, who powered the Packers to the No. 7-ranked rush offense in the league and led all NFL rookies with 284 carries, 1,178 yards (4.1 avg.) and 11 TDs, all team rookie records. Lacy earned a bid to the Pro Bowl, was named second-team All-Pro by AP, and became the first Packer since RB John Brockington in 1971 to be voted the recipient of the AP's Offensive Rookie of the Year.

Another bright spot was the play of backup QB Matt Flynn, who breathed life into the staggering team, keeping its playoff hopes alive with comeback victories in Weeks 14-15.

Rodgers returned in Week 17 with the Packers needing a victory at the archrival Bears to advance to the postseason. With the season on the line in the waning moments of the finale, Rodgers escaped pressure on a fourth-and-8 play and found Cobb wide open downfield for a game-winning 48-yard TD, clinching the Packers' third consecutive NFC North division title and earning the No. 4 seed in the playoffs.

The Packers welcomed San Francisco to Lambeau Field for the Wild Card game. With the game tied at 20-20 late in the fourth quarter, the 49ers burned the remaining 5:06 off the clock, and kicked a game-winning 33-yard field goal as time expired.

With an offseason to rest and nine new additions through the draft, the Packers were ready to hit the ground running in 2014.

After road losses in two of the first three games of the 2014 season, the Packers won each of the next four games. The winning streak was fueled by an offense that put up at least 38 points in three of the contests. Over the four games, Rodgers threw 13 TDs and zero INTs, setting the pace for a season that would result in him being named the NFL MVP by AP for the second time in his career.

After a loss at New Orleans, Green Bay returned to Lambeau after the bye week to register wins over Chicago and Philadelphia as it became the second team in NFL history (Los Angeles Rams, 1950) to score 53-plus points in back-to-back games.

The Packers went back on the road to take on division foe Minnesota and came away with a 24-21 victory that was powered by Lacy's season-high 125 rushing yards and two TDs. Green Bay hosted New England the next week in a battle of two of the NFL's best teams and quarterbacks. Rodgers and Tom Brady both recorded passer ratings over 100.0, and Green Bay edged the eventual Super Bowl champs, 26-21. In Week 14, the Packers used a 31-point first half to hold off a Falcons team that scored 30 points in the second half, to win 43-37.

Green Bay's five-game winning streak came to an end in Buffalo, as the Packers fell to the Bills, 21-13. Green Bay rebounded the next week in Tampa Bay with a 20-3 victory in which the defense sacked Josh McCown seven times and held the Bucs to 109 total net yards.

The Packers entered the final game of the regular season against the Lions with the NFC North title on the line. Green Bay built a 14-0 lead, but Rodgers re-injured the calf he hurt the previous week on his 4-yard TD pass to Cobb. Matthew Stafford connected with Calvin Johnson on two TDs to tie the game at 14. Rodgers, who returned to the game after a visit to the locker room to treat his calf, would find Cobb for another TD and sneak one in from a yard out to give Green Bay a 28-14 lead. The Packers held on for a 30-20 victory, capturing their franchise-record fourth straight division title.

Green Bay completed the regular season tied for first in the NFL with a 12-4 record, including an unblemished 8-0 at home. Rodgers

threw 24 touchdowns with zero interceptions at Lambeau, joining Brady (2003) as the only QBs in NFL history to throw 200-plus passes at home in a single regular season with no INTs. Rodgers' set an NFL record with a 133.2 passer rating at home during the regular season.

The Packers' home success during the regular season continued into the divisional round when they hosted the Dallas Cowboys. Green Bay rallied from an eight-point deficit in the second half to take a 26-21 lead. With under five minutes to play, Dallas faced a fourth-and-2 at the Packers' 32-yard line and QB Tony Romo launched a pass to leaping WR Dez Bryant that was initially ruled a completion at the Green Bay 1-yard line. After replay review, the call was overturned and the Packers converted two third downs to secure the victory. The season came to an end the following week in Seattle after the Seahawks rallied in the final minutes of the fourth quarter to beat the Packers, 28-22, in overtime.

Green Bay used the offseason to lock up free agents Cobb and T Bryan Bulaga, setting them up for another run in 2015.

The Packers entered the 2015 regular season short-handed after losing Pro Bowl WR Jordy Nelson to a season-ending knee injury in the preseason. Green Bay overcame the loss early in the season, starting 6-0 for just the fourth time since 1945.

The winning streak involved a victory at Chicago in Week 1, followed by prime-time wins at Lambeau Field over Seattle and Kansas City. In Week 4, the Packers won a defensive battle at San Francisco, 17-3. Green Bay returned to Lambeau and completed the 6-0 start with victories over St. Louis (24-10) and San Diego (27-20). The Week 6 contest saw Rodgers go over the 30,000-yard passing mark for his career on just 3,652 attempts, the fewest needed in NFL history.

After the bye week, the Packers dropped three consecutive games, losing on the road to two undefeated teams, Denver and Carolina, and then came up two points short to Detroit at home. Green Bay got back on track with a 30-13 win at Minnesota.

Green Bay honored Hall of Famer Brett Favre by unveiling his name and retired No. 4 during halftime of the Packers' first home Thanksgiving game since 1923. The night would end with a four-point loss to the Bears.

Green Bay found itself in another tight game the next week in Detroit. Trailing by two points, Rodgers launched a 61-yard pass that would connect with a leaping TE Richard Rodgers in the end zone as time expired to give Green Bay a 27-23 victory.

Green Bay returned home to beat Dallas, 28-7, and then traveled to defeat the Oakland Raiders, 30-20. The Packers finished the regular season with a road loss to Arizona (38-8) and a home loss to Minnesota (20-13).

The Packers' 10-6 record earned them the No. 5 seed in the postseason and trip to take on NFC East champion Washington. A 35-18 victory over the Redskins advanced Green Bay to the divisional round of the playoffs. Nearly three weeks after losing at Arizona, Green Bay returned to the desert for a postseason meeting with the Cardinals. After a back-and-forth game, the Packers found themselves down seven and 41 yards away from the end zone with time for one play. Aaron Rodgers heaved a pass to the end zone that WR Jeff Janis leaped to grab and the game went into overtime. For the second consecutive year, Green Bay's season would end on the first possession of overtime as Arizona went 80 yards in three plays to score a touchdown and win the game, 26-20.

The offseason saw former Packer QB Brett Favre elected to the Pro Football Hall of Fame. Green Bay re-signed the franchise's all-time leading scorer, K Mason Crosby, and added veteran TE Jared Cook as well as seven draft picks to take another shot at winning a title in 2016.

After starting the season 3-1, the Packers dropped five of the next six games to sit at 4-6 entering a road Monday night game at Philadelphia. Green Bay faced long odds of winning a division which was led by Detroit and Minnesota, who both sat with 6-4 records at the time. The Packers started to turn their season around by ending a four-game slide with a 27-13 win over the Eagles.

Green Bay returned home to face two future playoff teams, Houston and Seattle, in Weeks 13-14. After winning a tight game against the Texans, 21-13, the Packers beat the Seahawks, 38-10, but at 6-6, found themselves two games back of the division-leading Lions (8-4).

Green Bay finished the regular season with three games against divisional foes, first winning, 30-27, at Chicago and avenging an early-season loss to Minnesota with a 38-25 win at home. It set up the regular-season finale at Detroit, and a 31-24 victory gave the Packers their fifth division title in the last six years. The six-game winning streak was the longest by the Packers to end a regular season since 1941 (nine games).

Green Bay beat the New York Giants at home, 38-13, in the Wild Card round, and then traveled to play Dallas in the divisional round. After building a 21-3 lead in the first half, the Packers used two 50-plus-yard field goals from Crosby in the final minutes, including a 51-yarder as time expired, to win, 34-31. Green Bay appeared in an NFC-leading fourth NFC Championship since 2007, but lost, 44-21, at Atlanta.

PACKERS TIMELINE

- ▶ **1919**
 - Packers organized over course of two meetings in editorial rooms of *Green Bay Press-Gazette* (Aug. 11 and 14).
 - ▶ **1921**
 - J. Emmett Clair granted American Professional Football Association franchise for Green Bay in the name of Acme Packing Co. (Aug. 27).
 - Packers-Bears series launched at Chicago (Nov. 27) as Packers lose, 20-0, to Chicago Staleys, who would change their name to Bears the next season.
 - ▶ **1922**
 - Green Bay's franchise ousted from APFA during league meeting in Canton, Ohio (Jan. 28), for using college players under assumed names in non-league game against Racine at end of 1921 season.
 - Green Bay readmitted (June 24) during executive session of league meeting in Cleveland. Franchise dissociates itself from Acme Packing and briefly stops using the nickname Packers. At the same meeting, the APFA changes its name to National Football League.
 - With Green Bay's franchise deeply in debt following a weather-plagued season, local football boosters meet at Elks Club (Dec. 7) and set in motion plans for stock sale to save franchise. Local attorney John Kittell presides and appoints committee of Andrew B. Turnbull, Lee Joannes, Fred Hurlbut, Ray Tilkens and George De Lair to organize the sale.
 - ▶ **1925**
 - Packers dedicate City Stadium with 48-6 non-league victory over Iron Mountain All-Stars (Sept. 13).
 - Packers beat Bears for first time (Sept. 27) before record Green Bay crowd of 5,389 at City Stadium.
 - ▶ **1928**
 - Little Green Bay's surprise 7-0 victory over New York Giants in first trip to the "Big City" (Oct. 23) creates huge buzz and glowing coverage from the large metropolitan newspapers.
 - ▶ **1929**
 - Packers announce signings of veterans Cal Hubbard (July 31), Johnny Blood (Aug. 27) and Mike Michalske (Sept. 4), en route to finishing 12-0-1 and winning first NFL title.
 - ▶ **1930**
 - Packers win second straight NFL title with 10-3-1 record.
 - ▶ **1931**
 - Fan injures back when bleachers collapse at City Stadium during game against Brooklyn (Sept. 20) and eventually receives close to \$5,000 in lawsuit that forces Packers into receivership during appeal process.
 - Packers become first team to win three straight NFL titles with 12-2 record.
 - ▶ **1933**
 - Local CPA Frank Jonet appointed receiver by Judge Henry Graass (Aug. 15) in an effort by Green Bay Football Corp. to conserve its assets.
 - ▶ **1935**
 - Newly organized Green Bay Packers, Inc., files articles of incorporation with the state of Wisconsin (Jan. 26). Officers elected at organizational meeting (Jan. 29).
 - Packers sign end Don Hutson from the University of Alabama (Feb. 19), three days before making an official announcement.
 - ▶ **1936**
 - Packers make Russ Letlow, University of San Francisco guard, their No. 1 choice in first NFL Draft (Feb. 8).
 - Packers win fourth NFL championship, first under playoff system. Team posts 11-1-1 record, defeating Boston Redskins for title at New York's Polo Grounds, 21-6, after George Preston Marshall moves game (Dec. 13).
 - ▶ **1938**
 - Packers win Western Division championship, lose to Giants in NFL title game at New York, 23-17 (Dec. 11).
 - ▶ **1939**
 - Packers repeat for Western Division title, rout Giants in title game at Milwaukee, 27-0 (Dec. 10).
 - ▶ **1941**
 - Packers tie Bears for Western Division title, fall to Bears in Chicago playoff, 33-14 (Dec. 14).
 - ▶ **1944**
 - Ted Fritsch scores both touchdowns, Packers beat Giants, 14-7, at New York's Polo Grounds for sixth NFL title (Dec. 17).
 - ▶ **1945**
 - Don Hutson catches four TD passes, kicks five PATs in second quarter against Detroit at Milwaukee, sets all-time single-quarter scoring record (29 points), Packers win, 57-21 (Oct. 7).
 - ▶ **1949**
 - Packers play Thanksgiving intrasquad game at (old) City Stadium,
- raise close to \$50,000 to stay afloat financially (Nov. 24).
 - Packers dip to all-time low under Curly Lambeau, 2-10-0 (they were 3-9-0 in 1948).
- ▶ **1950**
 - Lambeau resigns to become vice president, head coach of Chicago Cardinals (Feb. 1).
 - Gene Ronzani, ex-Bears star, named head coach, vice president (Feb. 6).
 - Packers launch stock drive (April 12) that raises more than \$100,000 and puts team on sound financial basis.
- ▶ **1953**
 - Packers debut in new Milwaukee County Stadium (Sept. 27).
 - Ronzani forced to resign (Nov. 27) with two games remaining and Packers in last place with 2-7-1 record; Hugh Devore and Ray "Scooter" McLean named interim co-coaches.
- ▶ **1954**
 - Lisle Blackbourn named third head coach (Jan. 7).
- ▶ **1957**
 - City Stadium (renamed Lambeau Field in 1965) completed just in time for season opener, dedicated (Sept. 29) with 21-17 victory over Bears.
- ▶ **1958**
 - Packers announce firing of head coach Lisle Blackbourn and hiring of Ray "Scooter" McLean as his replacement (Jan. 6).
 - Dominic Olejniczak elected seventh president of Green Bay Packers, Inc. (April 28).
 - McLean resigns after worst year in Packers history with 1-10-1 record (Dec. 17).
- ▶ **1959**
 - Vince Lombardi, offensive assistant of New York Giants, named Packers' head coach and GM (Jan. 28).
 - Packers post first winning season (7-5) in 12 years.
- ▶ **1960**
 - Packers win Western Division crown, first since 1944, but lose to Eagles in NFL title game, 17-13 (Dec. 26).
 - Paul Hornung scores 176 points, an NFL record until 2006.
- ▶ **1961**
 - Packers rout N.Y. Giants, 37-0, for seventh NFL championship, first title game ever played in Green Bay (Dec. 31).
- ▶ **1962**
 - Packers beat Giants at Yankee Stadium, 16-7, for second straight league crown (Dec. 30).
- ▶ **1965**
 - E.L. "Curly" Lambeau, Packers' founder and first coach, dies at age 67 (June 1); stadium renamed Lambeau Field (Sept. 11).
 - Packers defeat Baltimore Colts, 13-10, at Green Bay in sudden-death Western Conference playoff (first overtime in team history) on Don Chandler's 25-yard field goal at 13:39 of overtime (Dec. 26).
- ▶ **1966**
 - After removing four inches of snow at Lambeau Field, Packers beat Cleveland Browns, 23-12, for ninth NFL title (Jan. 2).
- ▶ **1967**
 - Game-ending end-zone interception by Tom Brown enables Packers to down Cowboys, 34-27, in Dallas for second straight NFL title (Jan. 1, 1967).
 - Packers defeat AFL's Chiefs, 35-10, at Los Angeles in first Super Bowl, (Jan. 15).
 - Packers win "Ice Bowl," edge Cowboys, 21-17, for third consecutive NFL title; Bart Starr's last-minute, 1-yard sneak wins game in minus-13 temperature (Dec. 31).

14 TIMES WORLD CHAMPIONS?

The Packers won their first three NFL championships (1929-31) based on the league's final standings. In 1933, the league divided its 10 teams into two divisions and the two winners faced each other to settle the championship.

In 1932, there was an unofficial championship game won by the Chicago Bears, 9-0, over the Portsmouth Spartans. Had the NFL counted ties then like they do now, the Packers would have won a fourth straight title.

Since 1972, ties have counted as a half-win. In 1921-71, ties weren't included in a team's winning percentage.

In 1932, the Chicago-Portsmouth game was counted in the final standings. But had ties counted as a half-win, there would have been no need for an extra game.

| | UNDER 1932 RULES | | | UNDER CURRENT RULES | | | | | |
|------------|------------------|---|---|---------------------|------------|----|---|---|------|
| Chi. Bears | 7 | 1 | 6 | .875 | Green Bay | 10 | 3 | 1 | .750 |
| Green Bay | 10 | 3 | 1 | .769 | Portsmouth | 6 | 1 | 4 | .727 |
| Portsmouth | 6 | 2 | 4 | .750 | Chi. Bears | 6 | 1 | 6 | .692 |

►1968

- Packers beat Oakland, 33-14, in second Super Bowl at Miami, (Jan. 14); contest is first-ever \$3 million gate.
- Lombardi steps down as Packers head coach, stays as general manager; Phil Bengtson named coach (Feb. 1).

►1969

- Lombardi resigns to become part-owner, executive vice president and head coach of Washington Redskins (Feb. 5); Bengtson named Packers' GM.

►1970

- Lombardi dies at age 57 (Sept. 3).
- Bengtson resigns (Dec. 21).

►1971

- Dan Devine, University of Missouri coach, named Packers head coach and general manager (Jan. 14).

►1972

- Packers win first division title since 1967 (10-4), but lose to Redskins in divisional playoff at Washington, 16-3 (Dec. 24).

►1974

- Devine resigns (Dec. 16), following 5-7-2 mark in 1973 and 6-8-0 in 1974.
- Bart Starr, who quarterbacked Packers to five NFL titles in seven years during 1960s, named head coach and general manager (Dec. 24).

►1982

- Judge Robert J. Parins elected Packers president (May 31), succeeding Dominic Olejniczak, becoming first full-time chief executive in team's history.
- Packers build 55,000-square-foot indoor facility.

►1983

- Packers make playoffs for first time since 1972, defeat St. Louis in first round (41-16, Jan. 8, 1983) before losing to Dallas (37-26, Jan. 16).
- Starr released as head coach (Dec. 19).
- Former Packers great Forrest Gregg named head coach (Dec. 24), agreeing to five-year contract.

►1985

- Packers build 72 private boxes at Lambeau Field, increasing stadium seating capacity to 56,926.

►1986

- Packers report first \$2 million annual profit in their history (\$2,029,154).
- Green Bay Packers Foundation, vehicle to assure continued contributions to charity, established (Dec. 30).

►1987

- Fred N. Trowbridge, longtime Packers treasurer and executive committee member, dies (March 14).
- Packers report first-ever \$3 million profit (\$3,018,000).

►1988

- Gregg resigns to become head coach at alma mater, Southern Methodist University (Jan. 15).
- Lindy Infante, Browns offensive coordinator, named Packers head coach, agreeing to five-year contract (Feb. 3).

►1989

- Judge Robert J. Parins retires as president of Packers Corporation, elected honorary chairman of the board (June 5).
- Bob Harlan elected president and chief executive officer of Packers Corporation, succeeding Judge Parins (June 5).
- Packers announce plans for construction of 1,920 club seats – a "first" for Lambeau Field – in south end zone, and 36 additional private boxes, at projected cost of \$8,263,000 (Aug. 22).

►1990

- Packers extend Infante's contract two years – through the 1994 season (Jan. 16).

►1991

- Michael R. Reinfeldt, former Pro Bowl safety and Los Angeles Raiders executive, becomes Packers' first chief financial officer (Jan. 7).
- Names of Packers' Pro Football Hall of Famers placed on walls of Lambeau Field's private boxes with team's championship years emblazoned in the south end zone.

- Tom Braatz, executive vice president of football operations, relieved of his duties (Nov. 20).
- Ron Wolf, N.Y. Jets director of player personnel and veteran of 29 years as pro football scout and executive, named executive vice president and general manager by Harlan, with full authority over Packers' football operation (Nov. 27).
- Infante relieved as head coach by Wolf (Dec. 22).

►1992

- Mike Holmgren, offensive coordinator of San Francisco 49ers, named by Wolf as the 11th head coach in Packers' history (Jan. 11).



Wolf

- Wolf deals first-round draft pick to Atlanta for quarterback Brett Favre (Feb. 11).
- Holmgren becomes only third head coach in Packers' history to have winning record in his first season (9-7).

►1993

- Packers sign most sought-after free agent, Reggie White (April 8).
- Treasurer John R. Underwood reports then-record corporation profit of \$4.96 million before booking of \$4.1 million for share of NFL litigation with players (May 26).
- New 20,500-square-foot addition to Packers' training quarters, housing 84-by-70 foot gymnasium and new PR and marketing offices, completed in July.
- LeRoy Butler invents "Lambeau Leap" and Packers shut out Los Angeles Raiders, 28-0, in minus-22 degree wind chill, gain playoff berth for first time since 1982 (Dec. 26).

►1994

- Packers defeat Detroit Lions in NFC Wild Card contest, 28-24, for first postseason victory since January 1983 (Jan. 8).
- Packers extend contract of Wolf as executive vice president/general manager for three additional years, through 1999 (March 31).
- Harlan announces plans to construct 90 additional private boxes and auxiliary press box in Lambeau Field's north end zone in 1995 (April 21).

- The Don Hutson Center, Packers' new, \$4.67 million indoor practice facility, dedicated (July 18).
- Harlan announces that, beginning with 1995 season, Packers will leave Milwaukee and play their entire 10-game home schedule at Green Bay's Lambeau Field (Oct. 12).
- Packers end 62-year Milwaukee stay on winning note, beat Atlanta at County Stadium, 21-17 (Dec. 18).



Hutson

- Mounting 28-6 halftime lead, Packers top Tampa Bay, 34-19, qualify for NFL playoffs for second year in a row. In process, close season with 9-7 record, thus posting third consecutive winning campaign for first time since 1965-67 (Dec. 24).
- Packers defeat Detroit in NFC Wild Card game, 16-12, recording franchise's 15th postseason win (Dec. 31).

►1995

- Injured WR Sterling Sharpe, Green Bay's career receptions leader at the time, is released "with reluctance" (Feb. 28).
- Construction of 90 additional private boxes in Lambeau Field's north end zone is completed (August).
- Packers defeat Pittsburgh Steelers, 24-19, at Lambeau Field in regular-season finale (Dec. 24), clinch first NFC Central Division championship since 1972.
- Packers beat Falcons, 37-20, in NFC Wild Card game, maintain team's perfect (9-0) home playoff record (Dec. 31).

1976 ALL-TIME TEAMS

IRON MAN ERA TEAM

| | | | |
|----------------------------|----------|------------------------------------|---------------|
| Don Hutson | End | Milt Gantenbein | End |
| Robert "Cal" Hubbard | Tackle | Mike Michalske | Guard |
| Charley Brock | Center | Charles "Buckets" Goldenberg | Guard |
| Buford "Baby" Ray | Tackle | Larry Craig | Blocking Back |
| Johnny Blood | Halfback | Johnny Blood | Halfback |
| Tony Canadeo | Halfback | Clarke Hinkle | Fullback |

MODERN ERA TEAM

| Offense | Defense |
|------------------------------|--------------------|
| Boyd Dowler... Wide Receiver | Willie Davis |
| Bob Skoronski | Henry Jordan |
| Fred "Fuzzy" Thurston | Tackle |
| Jim Ringo | Guard |
| Jerry Kramer | Center |
| Forrest Gregg | Tackle |
| Ron Kramer | Guard |
| Max McGee | Wide Receiver |
| Bart Starr | Quarterback |
| Paul Hornung | Running Back |
| Jim Taylor | Running Back |
| | Willie Wood |
| | Safety |
| | Bobby Dillon |
| | Safety |

Specialists: Punter – Dick Deschaine, Kicker – Don Chandler
Iron Man and Modern Era teams chosen by vote of fans from 29 states in 1976 Packers game program poll

PACKERS' EARLY COACHES

On Aug. 14, 1919, three days after the Packers were organized, Curly Lambeau was chosen team captain, a position at the time that might have carried as much if not more responsibility than coach.

While Lambeau served as captain of the Packers from 1919-21, three other men held the title of coach during those seasons.

Willard J. "Bill" Ryan (1919) – A native of Washburn, Wis., Ryan doubled as coach of the Packers and Green Bay West High School.

Maurice "Jack" Dalton (1920) – A product of Janesville (Wis.) High School, Dalton also doubled as coach of the Packers and Green Bay West High School.

Joseph Merrill "Joe" Hoeffel (1921) – Hoeffel was listed as coach of the Packers in their first NFL season. After starting at Green Bay East High School, Hoeffel played end on the University of Wisconsin's unbeaten Big Ten champions of 1912 and was named to the second team on renowned football authority Walter Camp's All-American team. Hoeffel also coached Lambeau at East High in 1916.

▶1996

- Packers stun defending Super Bowl champion San Francisco, 27-17, in divisional playoff at 49ers' 3Com Park (Jan. 6).
- Treasurer John R. Underwood reports then-record organization profit of \$5,440,628 at annual stockholders' meeting (May 29).
- Packers complete \$4 million Lambeau Field project in August, installing second replay board and two new scoreboards to fully enclose stadium.
- Design of a stamp bearing likeness of former Packers coach Vince Lombardi is unveiled in Lambeau Field (Nov. 3).
- Packers clinch second consecutive NFC Central Division championship with 41-6 victory over Denver (Dec. 8).



▶1997

- Packers vanquish 49ers, 35-14, in divisional playoff at Lambeau Field (Jan. 4).
- Packers beat Carolina Panthers in NFC Championship Game, 30-13, earn first Super Bowl trip since 1967 (Jan. 12).
- Packers defeat New England Patriots, 35-21, in Super Bowl XXXI at Louisiana Superdome in New Orleans (Jan. 26), claim 12th NFL title.
- With wind chill registering a frigid 0 to 10 degrees below zero during three-hour parade through city, an estimated 200,000 enthusiastic fans welcome Packers home from Super Bowl victory. Another 60,000 jam Lambeau Field for official program hailing the world champions (Jan. 27).
- Packers extend contract of Wolf as executive vice president/general manager for three additional years, through 2002 (April 8).
- Underwood reports, at annual shareholders' meeting, then-record net income for Packers Corporation of \$5,877,061 for fiscal 1996 (May 28).
- Work completed on installation of new playing surface, including modern heating and irrigation systems, at Lambeau Field (June 15).
- Don Hutson, most-feared pass receiver in pro football history, dies at age 84 (June 26).
- Packers establish own website, www.packers.com (July 23).
- Packers' two practice fields are named Clarke Hinkle Field and Ray Nitschke Field in honor of two of team's Pro Football Hall of Fame members, Wolf announces (July 24).
- Favre signs seven-year contract, longest in Packers history, and one making him – at time of signing – highest-paid player in history of pro football (July 25).
- Gross Avenue in Village of Ashwaubenton is renamed and dedicated as Holmgren Way in honor of Packers head coach (Aug. 17). Street, poetically, intersects Lombardi Avenue.
- At a special meeting, Packers shareholders approve the issuance of additional stock for first time since 1950 (Nov. 13), with offering of 400,000 shares at \$200 per share.
- Packers' designated national clearinghouse receives 55,000 phone calls concerning new stock issue within 24 hours following announcement of sale (Nov. 14).



- Packers clinch postseason berth for record fifth straight year (Dec. 1) with 27-11 victory over Minnesota Vikings.
- Packers capture third consecutive NFC Central Division title via 17-6 victory over Buccaneers in Tampa (Dec. 7), earn first-round bye in playoffs and right to host divisional playoff.

▶1998

- Gaining berth in NFC championship for third straight year, Packers defeat Tampa Bay, 21-7, in divisional playoff (Jan. 4).
- Packers earn second consecutive trip to the Super Bowl with 23-10 victory over 49ers at San Francisco in NFC Championship Game (Jan. 11).
- Last-minute drive falls short of tie, Packers lose to Denver Broncos, 31-24, in Super Bowl XXXII at San Diego (Jan. 25). Record, worldwide audience of 800 million, in 147 countries, views game on TV.
- More than 25,000 fans turn out in Lambeau Field to welcome Packers home from Super Bowl XXXII (Jan. 27).
- Legendary linebacker Ray Nitschke, a member of Pro Football Hall of Fame, dies in Florida at age 61 (March 8).
- Harlan announces that stock sale, which ended March 16, yielded nearly 106,000 new shareholders, more than \$24 million (March 17).
- With huge increase in number of "owners," Packers make corporate history, hold shareholders' meeting in Lambeau Field for first time (July 8). Record crowd of 18,707 attends. For third consecutive year, Underwood reports then-record net income for Packers Corporation, \$6,718,628 for fiscal 1997.
- Packers travel to Japan, the team's first trip overseas in its 80-year history, defeat Kansas City Chiefs, 27-24, in overtime, in American Bowl game at Tokyo Dome (Aug. 2).
- Packers extend regular-season, home-field winning streak to club-record 25 games – the second-longest streak in NFL history – with 23-15 win over Tampa Bay (Sept. 13).
- Home-field winning streak ends at 25 against Minnesota, 37-24, on rainy Monday night (Oct. 5).
- Packers clinch playoff berth for team-record sixth consecutive season (Dec. 19).

▶1999

- Favre engineers 89-yard drive to give Packers 27-23 lead with 1:56 left in NFC Wild Card playoff at San Francisco, but 49ers score with three seconds left to win, 30-27 (Jan. 3).
- Holmgren resigns to become executive vice president of football operations/general manager/head coach of Seattle Seahawks (Jan. 8).
- Ray Rhodes, former Eagles head coach and ex-Green Bay defensive coordinator, named Packers' 12th head coach (Jan. 11).
- John M. Jones named senior vice president of administration, succeeding Michael Reinfeldt (Feb. 10).
- Reggie White, a Pro Bowl selection for record 13 consecutive years, announces retirement, ending one of the most distinguished playing careers in NFL history (Feb. 15).
- Lambeau Field named by *Sports Illustrated* in June as the eighth-best venue in the world to watch sports, the only NFL stadium to make the publication's list of 20.
- Largest crowd ever to see Packers play a game in Wisconsin, 78,184, watches Green Bay defeat Denver, 27-12, in preseason contest at Camp Randall Stadium in Madison, Wis. (Aug. 23).
- White, the sure-fire Hall of Fame defensive end who played six distinguished seasons for the Packers from 1993-98, is honored at halftime of nationally televised game with Tampa Bay. An emotional White tells the crowd, "I have been honored and privileged to have been a Packer, and I will always be a Packer" (Oct. 10).

▶2000

- Wolf relieves Rhodes as head coach (Jan. 3).
- Mike Sherman, Seattle offensive coordinator and 21-year coaching veteran, named 13th head coach in Packers history by Wolf (Jan. 18).
- Packers president Bob Harlan announces plans for proposed \$295 million redevelopment of Lambeau Field (Jan. 22).
- Gov. Tommy Thompson, at Lambeau Field, signs state legislature's stadium renovation bill into law, making possible a 0.5 percent sales tax to fund \$160 million in construction bonds or loans for redevelopment of Lambeau Field (May 13).
- Organization suffered \$419,000 operating loss for fiscal 1999, Underwood reports at annual shareholders' meeting (July 12).
- By a margin of 53-47 percent, Brown County voters approve a referendum establishing half-cent-per-dollar sales tax to help fund the redevelopment of Lambeau Field (Sept. 12).
- Design for new Green Bay Packers license plate, to be available early in 2001, is unveiled by Gov. Thompson at Lambeau Field (Oct. 15).



Sherman



The Packers hosted the NFL's first Monday Night Football game after the Sept. 11 attacks.

►2001

- Green Bay/Brown County Professional Stadium District Board approves new Lambeau Field lease agreement between district, Packers and the city of Green Bay; primary term of lease is to run 30 years after opening of the redeveloped stadium in 2003 (Jan. 3).
- Harlan names Sherman to succeed Wolf as GM (Feb. 1).
- Al Trem, the only video director in team history, announces his retirement, effective July 15, after 34 years (Feb. 13).
- Favre signs a "lifetime" contract, with intention that he will finish his playing career with team (Feb. 28).
- Sherman names Mark Hatley as vice president of football operations (May 17).
- Packers, with help of Gov. Scott McCallum, stage ceremonial groundbreaking ceremony in stadium for Lambeau Field redevelopment project (May 19).
- NFL unanimously approves \$13 million loan to Packers for use in financing the Lambeau Field redevelopment (May 23).
- Wolf retires as executive vice president and general manager, a position he had held since 1991 while leading the Packers to Super Bowl heights (June 1).
- Packers host first Monday night game after Sept. 11 attacks; American flag is held by Wisconsin police and firefighters, and members of both teams (Sept. 24).

►2002

- Packers defeat 49ers, 25-15, in NFC Wild Card game (Jan. 13).
- Team stung in divisional playoffs at St. Louis, 45-17 (Jan. 20).
- Packers Foundation reaches \$1 million mark in grants (May 1).
- Packers football operations move into new offices, locker room and team facilities (July 15).
- New Packers Pro Shop opens at corner of Lambeau Field Atrium (July 27).
- "Under construction" Lambeau Field hosts first organized game, preseason contest vs. Cleveland, with new private boxes, press box and concourses (Aug. 26).
- Team clinches inaugural NFC North championship, in 30-20 win over Chicago, with four games left (Dec. 1).

►2003

- Team sustains first-ever home playoff loss, to Atlanta (Jan. 4).
- At annual shareholders' meeting, Underwood announces after-tax operating profit of \$15.5 million for 2002-03 fiscal year, allowing team to build its corporate reserve fund to \$58 million, the safety net for a publicly owned team without a billionaire owner (July 15).
- Spectacular 14-foot statues of Curly Lambeau and Vince Lombardi unveiled in plaza outside Atrium (Aug. 27).
- Team names same plaza after Robert E. Harlan (Sept. 2).
- Starr and Wolf dedicate stunning new Packers Hall of Fame (Sept. 4).
- Legendary players return to Green Bay, re-enact Starr's Ice Bowl sneak, in "Rebirth of a Legend" event (Sept. 6).
- Two middle-school students and a host of dignitaries, including commissioner Paul Tagliabue, rededicate Lambeau Field at halftime of season opener. Vikings spoil day, 30-25 (Sept. 7).
- Running backs coach Sylvester Croom becomes the Southeastern Conference's first-ever black head football coach, taking over Mississippi State program (Dec. 2).
- Ahman Green breaks Jim Taylor's single-season franchise rushing mark, and Ryan Longwell breaks Hutson's Packers career scoring record, at San Diego (Dec. 14).
- At Oakland (Dec. 22), Favre authors finest career game, throwing for 399 yards



and four TDs, in Monday night win, little more than 24 hours after his father's death.

- After winning seven of last nine to keep pace, Packers capitalize on miraculous Minnesota loss at Arizona, clinch last-minute playoff berth and NFC North title, with win vs. Denver (Dec. 28).

►2004

- Al Harris' interception return in overtime wins NFC Wild Card playoff vs. Seattle (Jan. 4).
- Inches from the NFC championship, Packers sustain heartbreaking, 20-17 overtime loss at Philadelphia (Jan. 11).
- Packers name Lee Rummel team historian (Feb. 19).

- Hatley, vice president of football operations, dies suddenly of heart failure (July 26).
- Underwood announces after-tax operating profit of \$20.8 million for 2003-04 fiscal year at annual shareholders' meeting (July 28). Team's then-record financial success, derived in part from the new Lambeau Field Atrium and an increase in stadium

PRESS-GAZETTE ALL-CENTURY TEAM, 1999

Don Hutson Player of Century
Vince Lombardi Coach of Century

Offense

Bart Starr Quarterback
Jim Taylor Fullback
Paul Hornung Halfback
Don Hutson Receiver
James Lofton Receiver
Sterling Sharpe Receiver
Forrest Gregg Tackle
Cal Hubbard Tackle
Gale Gillingham Guard
Jerry Kramer Guard
Jim Ringo Center

Defense

Cal Hubbard Lineman
Reggie White Defensive End
Willie Davis Defensive End
Henry Jordan Defensive Tackle
Ray Nitschke Linebacker
Dave Robinson Linebacker
Fred Carr Linebacker
Herb Adderley Cornerback
Willie Buchanan Cornerback
Bobby Dillon Safety
Willie Wood Safety

Special Teams

Travis Williams Kick Returner
Billy Grimes Punt Returner
Chris Jacke Kicker
Craig Hentrich Punter

capacity of more than 7,000 over the prior year, ups corporation reserve fund to \$84.5 million.

- John "Red" Cochran, who served organization for 42 years as an assistant coach and scout – and still was scouting for team – passes away at age 82 (Sept. 5).
- Packers clinch third straight NFC North title on last-second Longwell field goal, win at Minnesota, 34-31 (Dec. 24).
- White, who helped return glory to Tittletown during 1990s, passes away in North Carolina (Dec. 26). Packers fly contingent of roughly 50 to funeral services, apply "92" decal to helmets.



►2005

- Minnesota Vikings, swept by the Packers in the regular season, stun Green Bay in NFC Wild Card playoff at Lambeau Field, 31-17 (Jan. 9).
- Harlan names Ted Thompson executive vice president, general manager and director of football operations, with full authority over football decisions. Sherman becomes executive vice president and head coach (Jan. 14).
- First annual Green Bay Packers Fan Fest in Lambeau Field Atrium

is an extraordinary success. Favre kicks off the weekend by officially announcing his return for a 15th season (March 11-13).

- The Packers and American Family Insurance announce a joint effort, through sales of a pink Packers breast cancer cap, to promote breast cancer awareness, raise funds to support those afflicted and sustain research (July 7). With goal of \$100,000, effort tops \$1 million.
- At annual shareholders' meeting (July 27), treasurer Larry Weyers reports record \$25.4 million profit from operations during 2004-05 fiscal year. Team also establishes the Packers Franchise Preservation Fund (PPFF), formerly the corporate reserve.
- Believed to be first time in broadcast history that an NFL practice is televised to a national audience, Packers and Bills culminate two days of combined workouts with annual Family Night scrimmage on NFL Network (Aug. 5).
- For just the fifth time in their rich history, Packers retire a uniform number, the late Reggie White's No. 92 (Sept. 18).

92 REGGIE WHITE

► 2006

- One day after a 23-17 win over Seattle finalizes the Packers' first losing season since 1991, GM Thompson dismisses Sherman (Jan. 2).
- After a thorough and exhaustive nine-day search, Thompson names Mike McCarthy the Packers' 14th head coach (Jan. 12).
- Lambeau Field hosts the Frozen Tundra Classic, a collegiate hockey game in which eventual national champion Wisconsin defeats Ohio State, 4-2. The event draws 40,890, a virtual sellout and the fourth-largest crowd at the time to see an outdoor hockey game (Feb. 11).
- At team's quarterly board meeting, Harlan formally becomes Chairman and chief executive officer and Jones becomes president and chief operating officer (May 31).
- Annual shareholders' meeting moves back to Lambeau Field; Weyers reports \$18 million profit from operations during 2005-06 fiscal year, saying Packers have moved to franchise-high seventh place in NFL team revenue rankings (July 19).
- White, a perennial All-Pro and then the team's career sacks leader, becomes Packers' 21st representative in Pro Football Hall of Fame, receiving induction on first ballot (Aug. 5).

► 2007

- Work begins on Lambeau Field's new playing surface, a project that will equip the hallowed ground with the latest technology, DD GrassMaster. A natural-grass surface, reinforced with man-made fibers, is installed on top of drainage and heating system (Jan. 10).
- Team promotes Vicki Vannieuwenhoven to vice president of

finance and Jason Wied to vice president of administration/corporate counsel (April 3).

- Team announces plans to celebrate 50th anniversary of Lambeau Field, the NFL's longest-tenured facility. An anniversary logo is created to mark the occasion with plans to feature it prominently, including on uniforms and on the field (May 15).
- The Executive Committee announces that John Jones, president and COO, has taken a leave of absence for personal reasons (May 26).
- At team's quarterly meeting, the Board of Directors unanimously supports a move that will allow Bob Harlan, then Chairman of the Board, to serve as the Packers' principal executive officer despite having reached the mandatory retirement age, 70 (May 30).
- The Executive Committee formally accepts resignation of Jones, who cites health concerns as reason for departure. A search committee for a new President and CEO, consisting of members of the Executive Committee and Board of Directors, is formed (July 20).
- At annual shareholders' meeting, treasurer Weyers reports \$22 million profit for 2006-07 fiscal year and a \$10 million boost to PPFF, now at \$125.5 million (July 25).
- For the first time since Aug. 5, 1961, Packers hold training camp practice at City Stadium, with nearly 3,500 in attendance (July 31).
- Favre throws his 421st career touchdown pass in victory at Minnesota, breaking Dan Marino's NFL career record (Sept. 30).
- Packers clinch first NFC North title and first playoff berth since 2004 with win over Oakland (Dec. 9).
- Board of Directors unanimously elects Mark H. Murphy as Packers' new President and CEO. Schedule is established for Harlan to remain as Chairman through end of football season, when he then becomes Chairman Emeritus and Murphy officially assumes role as top executive (Dec. 3).
- Team historian Lee Rimmel announces his retirement, effective at the end of the calendar year, ending 62-year association with franchise as a sportswriter and member of front office (Dec. 12).



► 2008

- GM Thompson signed to new five-year contract (Jan. 7).
- Packers overcome early 14-point deficit to defeat Seattle, 42-20, in NFC Divisional playoff at snow-covered Lambeau (Jan. 12).
- In third-coldest game in league championship history, with minus-1 temperature and minus-23 wind chill at kickoff, quest for fifth Super Bowl berth comes up agonizingly short with 23-20 overtime loss to eventual champion New York Giants (Jan. 20).
- McCarthy signed to new five-year contract (Feb. 5).
- In awarding annual grants through Packers Foundation, franchise announces a comprehensive charity impact of more than \$5 million in the past year (Feb. 19).
- Favre, owner of NFL career records for pass attempts, comple-



tions, yards and touchdowns, and the team's starting quarterback for the past 253 games (275 including playoffs), announces his retirement in a formal press conference at Lambeau Field (March 6).

- At annual shareholders' meeting, treasurer Weyers reports \$23.4 million profit for 2007-08 fiscal year and a \$2 million boost to PFPF, now at \$127.5 million (July 24).
- Favre un-retires and is reinstated to roster by NFL commissioner Roger Goodell (Aug. 4), then traded to New York Jets (Aug. 6).
- Aaron Rodgers becomes first quarterback other than Favre to start a Packers game since Sept. 27, 1992 (Sept. 8).

►2009

- One week following conclusion of 6-10 season, McCarthy dismisses six assistant coaches (Jan. 5).
- Shawn Slocum promoted to special teams coordinator (Jan. 15), Dom Capers hired as new defensive coordinator (Jan. 19), and rest of coaching staff is filled out (Feb. 3).
- Packers select Boston College NT B.J. Raji with the No. 9 overall pick in the NFL Draft and trade up to select Southern California LB Clay Matthews at No. 26, the first time since 1993 the Packers bring in two first-round draft choices (April 25).
- At annual shareholders' meeting, treasurer Weyers reports \$4 million profit for 2008-09 fiscal year with PFPF remaining at \$127.5 million (July 30).
- Packers dedicate renovated Nitschke Field as primary training-



camp facility, welcoming overflow crowd of approximately 2,100 for first practice. Permanent bleachers are installed, and a portion of the new field is heated for late-season use (Aug. 1).

- WR Donald Driver breaks Sharpe's franchise record for career receptions (Oct. 18).
- Favre, now with Minnesota, plays first game against Green Bay (Oct. 5) and first game at Lambeau Field as member of visiting team (Nov. 1).
- Green breaks Taylor's franchise record for career rushing yards (Nov. 8).

►2010

- Defense finishes season first in the NFL against the run for the first time in team history, setting a franchise record for rushing yards allowed per game. Offense sets franchise record for points in one season, surpassing 1996 Super Bowl-winning team (Jan. 3).
- In highest-scoring postseason game in NFL history, Packers fall, 51-45, in overtime at Arizona in NFC Wild Card playoff (Jan. 10).
- In awarding annual grants through Packers Foundation, franchise announces a comprehensive charity impact of more than \$4 million in the past year (Feb. 22).
- At annual shareholders' meeting, treasurer Weyers reports \$5.2 million profit for 2009-10 fiscal year with PFPF remaining at \$127.5 million (July 29).
- Five players are named to the Pro Bowl roster for the NFC (Dec. 28). After the addition of three alternates later in the process, the Packers are represented by eight players on the all-star team, the franchise's most since 1967.
- Packers win final two regular-season games to finish 2010 with a 10-6 record, securing the sixth and final playoff berth in the NFC. All six regular-season losses come by a combined 20 points, and Green Bay becomes the first team since the AFL-NFL merger in 1970 to not trail a game by more than seven points in an entire season.



►2011

- Team opens playoffs on the road at hostile Philadelphia in the Wild Card round, containing the Eagles' powerful offense en route to a 21-16 victory, Rodgers' first playoff win as a starter (Jan. 9).
- The Packers travel to Atlanta to face the NFC's top-seeded Falcons just six days later for NFC Divisional matchup. Green Bay routs Atlanta by a score of 48-21, the second-largest margin of victory in team playoff history (Jan. 15).
- Packers complete their road playoff march by making the short trek to Chicago to face division-rival Bears in the NFC Championship Game (Jan. 23). Just the second postseason meeting in the history of the two franchises, the Packers win, 21-14, punching their ticket to Super Bowl XLV in North Texas.
- In the organization's fifth-ever Super Bowl appearance, the Packers square off with the AFC's Pittsburgh Steelers at Cowboys Stadium in Arlington, Texas (Feb. 6).
- Rodgers throws for 304 yards and three scores with no INTs, earning game MVP honors, and the defense forces three turnovers, including an interception return for a touchdown by safety Nick Collins late in the opening quarter. A fourth-down stop on the Steelers' final possession seals the 31-25 win and gives the franchise its record 13th world championship and fourth Super Bowl title.
- On the day following their return from Texas, the Packers are met by more than 56,000 fans inside the bowl at Lambeau Field for the team's "Return to Titletown" celebration. A frigid afternoon, temperatures range in the single digits with wind chills below zero (Feb. 8).
- Packers sign Thompson to multi-year contract extension to continue serving as executive vice president, general manager and director of football operations (Feb. 11).
- Packers sign McCarthy to multi-year contract extension to continue serving as the team's head coach (March 4).
- Team announces that it has begun installation of a new distributed sound system throughout Lambeau Field that will be operational in time for the 2011 season (April 27).
- Separated by the bounds of an ongoing labor negotiation between club owners and players, the Packers are granted a one-night exemption by the NFL and convene to receive their Super Bowl XLV championship rings at a private ceremony inside the Lambeau Field Atrium (June 16).
- At annual shareholders' meeting, treasurer Weyers reports \$17.1 million profit for 2010-11 fiscal year with PFPF remaining at \$127.5 million (July 28).
- Continuing the custom for reigning champions in professional sports, team travels to Washington, D.C., to tour the White House and be recognized by President Barack Obama, whom they present with a Packers jersey and a share of the franchise's common stock (Aug. 12).



- Organization announces plans for an expansion project at the stadium, highlighted by the addition of 6,700 seats to the south end of the bowl and new entrance gates behind both the north and south end zones. Plans also include the installation of high-definition video boards and new elevator shafts on each side (Aug. 25).
- Packers start the season victorious in the league-opening Thursday night contest at Lambeau Field against the New Orleans Saints (Sept. 8), kick-starting a franchise single-season record 13-game winning streak to open the 2011 campaign. Combined with the six wins that closed out 2010, the 19-game winning streak marks the second longest in NFL history (including playoffs).
- By virtue of a last-second, 38-35 victory at the N.Y. Giants in Week 12, and the Detroit Lions' loss to New Orleans in a Sunday night contest, the Packers clinch the NFC North division title, the franchise's first since the 2007 season (Dec. 5).
- Organization announces the fifth stock offering of its 92-year history, initially offering 250,000 shares at \$250 per share (Dec. 6).
- Rodgers is named the NFC's Pro Bowl starter after leading the offense to 560 points, the third most in league history, and setting franchise records for passing yardage, touchdowns, completion percentage and yards per attempt (Dec. 27).

► 2012

- Coming off a first-round bye, the Packers fall victim to four costly turnovers and lose to the Giants in an NFC Divisional contest, 37-20 (Jan. 15).
- Rodgers is voted the NFL's Most Valuable Player by *The Associated Press* and is presented the award at the NFL Honors ceremony (Feb. 4).
- In awarding annual grants through the Packers Foundation, franchise announces a comprehensive charity impact of more than \$6 million in the past year (Feb. 21).
- Stock sale concludes after an additional offering in Canada. In total, more than 268,000 shares are sold, netting the organization \$67 million to put toward a \$143 million stadium construction project that will include the addition of 6,700 more seats, new high-definition video scoreboards and two new gates on the exterior (March 1).
- At annual shareholders' meeting, treasurer Mark McMullen reports \$42.7 million profit for 2011-12 fiscal year with corporate reserves in a strong position to support the franchise (July 24).
- Team clinches second consecutive NFC North championship with 21-13 victory at Chicago, the first back-to-back division titles for Green Bay since 2002-04 (Dec. 16).
- Three players are named to the Pro Bowl, including Rodgers as the NFC's starter for the second consecutive season, and Matthews, who becomes the first player in franchise history to earn the distinction in each of his first four seasons in the league (Dec. 26). Following the addition of alternates, four players are ultimately chosen to represent the club in the annual all-star game.



► 2013

- Owners of the No. 3 seed in the NFC playoff bracket, the Packers win a home playoff game for the first time since 2007, defeating the division-rival Minnesota Vikings, 24-10, in a Wild Card matchup at Lambeau Field (Jan. 5).
- Plans are announced regarding completion of the final phase of 2011 renovation project. Upgrades include new on-site locations for the Packers Pro Shop, restaurant and the Packers Hall of Fame, in addition to an enhancement of the Oneida Nation Gate on the east side of the stadium (Jan. 8).
- In an NFC Divisional contest at San Francisco, the Packers fall to the 49ers, 45-31 (Jan. 12).
- Former LB Dave Robinson becomes the 22nd member of the Packers to gain entry into the Pro Football Hall of Fame after being voted in as a senior candidate (Feb. 2).
- Driver retires as the franchise's all-time leader in both receptions (743) and receiving yards (10,137) in a ceremony in front of more than 1,000 fans on the floor of the Lambeau Field Atrium (Feb. 6).
- Organization announces long-term contract extensions for both Matthews (April 17) and Rodgers (April 26).
- At annual shareholders' meeting, treasurer Mark McMullen reports \$43.1 million profit for 2012-13 fiscal year with corporate reserves rising to \$250.6 million (July 24).
- The first phase of a two-phase stadium project is completed, which includes the south end-zone expansion as well as sound and video upgrades. Season-ticket holders sit in their new seats for the first time at the preseason opener vs. Arizona (Aug. 9).
- Former K Ryan Longwell, the all-time leading scorer in franchise history, retires with the Packers (Aug. 12).
- Packers board of directors member Thomas Olejniczak elected to Executive Committee (Oct. 23) after member Edward Martin resigns from the Packers board (Sept. 27).
- After winning three of their last four games, Packers clinch playoff berth and third straight NFC North title, with win at Chicago (Dec. 29).



► 2014

- In subzero weather, Packers face 49ers in NFL Wild Card game and fall short, 23-20, marking the second year in a row San Francisco ends their season (Jan. 5).
- Team promotes Nicole Ledvina to vice president of human resources (Jan. 21). Craig Benzel is promoted to vice president of sales and business development (May 12) and Gabrielle Valdez Dow is hired as vice president of marketing and fan engagement (May 12).
- Veteran, award-winning journalist Cliff Christl named team historian (Feb. 4).
- Harian Plaza rededicated after renovating the front of the stadium (July 9).
- New 21,500-square-foot Packers Pro Shop opens (July 17).
- At annual shareholders' meeting, treasurer Mark McMullen reports \$25.3 million profit for 2013-14 fiscal year (July 24).

- GM Thompson signs new multi-year contract (July 30).
- McCarthy signs new multi-year contract (Nov. 3).
- Legendary guard Fuzzy Thurston passes away at age 80 (Dec. 14).
- Packers are one of two teams in the NFL to finish 8-0 at home during the regular season and finish 12-4 overall. Team sets a franchise record by winning its fourth consecutive division title after a victory over the Detroit Lions to end the regular season (Dec. 28).

► 2015

- With a first-round bye, the Packers defeat the Dallas Cowboys at Lambeau Field in the NFC divisional playoffs, 26-21 (Jan. 11).
- In Seattle in the NFC Championship Game, the Packers outplay the Seahawks much of the day but the home team stages a stunning rally to win in overtime, 28-22 (Jan. 18).
- Rodgers earns NFL Most Valuable Player honors by AP for the second time in his career, becoming the eighth player in NFL history to win the award two or more times (Jan. 31).
- Longtime Packers organization member Lee Remmel passes away at age 90 (April 16). Associated with the Packers since the Curly Lambeau era, he retired Dec. 31, 2007, after a 62-year relationship with the franchise.
- Brett Favre is inducted into the Packers Hall of Fame and the sixth uniform number in team history, his No. 4, is officially retired (July 18). Lambeau Field sells out to view the induction and welcome Favre back onto Lambeau Field.
- 1919 Kitchen & Tap, the new Lambeau Field Atrium restaurant, opens. Inspired by the local community and the rich team history, the gastropub is a tribute to the year the team was organized (July 24).
- At annual shareholders' meeting, treasurer Mark McMullen reports \$29.2 million profit for 2014-15 fiscal year (July 28).
- Former Executive Vice President and General Manager Ron Wolf inducted into the Pro Football Hall of Fame as a contributor candidate (Aug. 8).
- Plans are announced for the Titledown District, a destination area to be created on approximately 34 acres of land west of Lambeau Field (Aug. 20). Targeted completion is set for Fall 2017.
- The new Packers Hall of Fame officially opens (Aug. 21).
- Former Executive Committee Treasurer, John Underwood, passes away (Aug. 27).
- Former head coach Lindy Infante passes away at 75 (Oct. 8).
- During halftime ceremonies, Ron Wolf's name is unveiled next to fellow Pro Football Hall of Famers on Lambeau Field's east façade (Nov. 15) and Brett Favre's retired No. 4 is unveiled on the stadium's north façade (Nov. 26).

► 2016

- As a No. 5 seed, the Packers win, 35-18, in NFC Wild Card game over the Washington Redskins (Jan. 10) then fall, 26-20, in overtime to the No. 2 seed Arizona Cardinals in the divisional round in Glendale, Ariz. (Jan. 16).
 - Packers promote Eliot Wolf to director-football operations and Brian Gutekunst to director of player personnel (March 21).
 - Packers promote Jon-Eric Sullivan to director of college scouting (June 16).
 - Hinterland breaks ground on its new home as part of the Titledown District development to the west of Lambeau Field (June 16).
 - At annual shareholders' meeting, treasurer Mark McMullen reports \$48.9 million profit for 2015-16 fiscal year (July 21).
 - Former QB Brett Favre becomes the 24th member of the Packers inducted into the Pro Football Hall of Fame (Aug. 6).
 - At annual shareholders' meeting, treasurer Mark McMullen reports \$29.2 million profit for 2014-15 fiscal year (July 28).
 - Lambeau Field hosts the Lambeau Field College Classic, presented by Carmex, between the LSU Tigers and Wisconsin Badgers (Sept. 3).
 - Bellin Health and the Packers break ground on the Bellin Health Sports Medicine Clinic in the Titledown District (Oct. 6).
 - Packers and Johnsonville announce plans for the Johnsonville Tailgate Village to open prior to the 2017 season (Oct. 12).
- 2017
- Packers capture their fifth NFC North title in the last six years by beating the Detroit Lions in Week 17 (Jan. 1).
 - With their franchise-record eight consecutive playoff berths and as a No. 4 seed, the Packers took down the New York Giants 38-13 at Lambeau Field (Jan. 8), traveled to Dallas for the divisional game and beat the Cowboys 34-31 with a Mason Crosby 51-yard field goal as time expired (Jan. 15). The Atlanta Falcons hosted the NFC Championship game and gave the Packers a 44-21 loss to end the season (Jan. 22).
 - Packers announce Billy Joel will play at Lambeau Field on June 17. (Feb. 1).
 - Former Executive Committee treasurer Phil Hendrickson passes away at 97 (March 10).
 - Judge Robert J. Parins, former Packers president, passes away at 98 (May 27).



EARL LOUIS "CURLY" LAMBEAU

Curly Lambeau, a native of Green Bay who first made a name for himself as a star football player at Green Bay East High School, was the guiding force behind the creation of the Green Bay Packers and their improbable survival in the National Football League. Maybe Lambeau's senior class prophecy best explains why he was able to not only persevere but also succeed beyond anyone else's dreams.

"When I get thru (sic) with athletics I'm going out and conquer the rest of the world," Lambeau proclaimed in his school annual.

After graduating from East in 1917, Lambeau waited a year before enrolling at the University of Notre Dame, where he started at fullback as a freshman on Knute Rockne's first team. Shortly after the season ended, Lambeau dropped out of school, fell ill with tonsillitis and eventually

returned to Green Bay, where he took a job with the Indian Packing Co.

As fall approached, Lambeau's only real option for continuing his football pursuits was to join a citywide team, something Green Bay had fielded off and on going back to 1895. Together with George Whitney Calhoun, city editor at the *Green Bay Press-Gazette* who had managed the 1918 city team, they took a lead role in organizing a new, more formidable one.

The first meeting was held Aug. 11, 1919. The second was held Aug. 14, where Lambeau was named captain and Calhoun, manager. Lambeau was 21 years old at the time, and most of his teammates were like him — young, former standouts at either East or West High School.

Indian Packing sponsored the semipro team, and to no one's surprise, Lambeau turned out to be its first star, leading the Packers to a 10-1 record against an independent schedule. In 1920, the Packers again played mostly teams from other Wisconsin and Upper Michigan towns, and Lambeau led them to a 9-1-1 record.

Following the 1920 season, Acme Packing Co. of Chicago purchased Indian Packing, and Lambeau persuaded John and J. Emmett Clair, who were running the plant in Green Bay, to pursue a franchise in what was then the year-old American Professional Football Association. The Clairs agreed and Acme was awarded a franchise Aug. 27, 1921.

From the beginning, thanks in large part to Lambeau's prowess as a passer and all-around back, the Packers were competitive on the field even against the league's best. In the Packers' first league game, Lambeau led a come-from-behind, 7-6 victory over the Minneapolis Marines. The biggest play was a late pass to Buff Wagner that set up the winning touchdown.

In 1922, the APFA became the NFL, and the Packers continued to lure better players — some from big-time college programs, some with pro experience — and steadily improved.

They were 3-2-1 the first year. In their third year, they climbed to 7-2-1. In 1929, they compiled a 12-0-1 record, still the best in Packers history, and won their first of three straight NFL championships.

The Packers faced a greater struggle off the field trying to survive financially, but Lambeau nurtured the franchise in some of those areas, as well.

Both charming and persistent, he was a persuasive recruiter at a time when there was no college draft and all players were free to sign with any team. It also helped that he had a keen eye for talent.

One of only six NFL coaches to win 200 or more regular-season games, he also won a record six NFL championships, tying him with George Halas of the Chicago Bears.

The three straight titles from 1929-31 were decided by the final standings. Under the NFL's playoff system, adopted in 1933, Lambeau won three more in 1936, 1939 and 1944. To this day, more than 90 years later, only twice have teams won three straight NFL crowns: Lambeau's Packers and Vince Lombardi's 1965-67 Packers.

Six of Lambeau's players also have been inducted into the Pro Football Hall of Fame: Cal Hubbard, Mike Michalske, Johnny "Blood" McNally, Arnie Herber, Don Hutson and Tony Canadeo.

Even though Green Bay was the NFL's smallest city from the start, Lambeau endured only one losing season from 1921-47. The Packers finished 5-7-1 in 1933.

But the end was a bitter pill for Lambeau to swallow. After the great Don Hutson retired following the 1945 season, the troubles and rancor within the organization grew exponentially.

The 1946 purchase of Rockwood Lodge, a training quarters located 15 miles northeast of Green Bay, was draining the franchise financially. City Stadium, the Packers' home field since 1925, was structurally and economically obsolete.

Lambeau stubbornly resisted switching from his Notre Dame Box offense to a variation of the T-formation until 1947. He was spending his offseasons in California as pro football was becoming more of a year-round business, something that had become a sore point with the franchise's board of directors. "Lambeau's gone Hollywood," groused board members and fans alike.

On top of it all, there was a new league to contend with, the All-America Football Conference. The price of draft picks and veteran players was shooting skyward as the Packers' finances were dwindling.

In 1948, Green Bay finished with a losing record, 3-9, for only the second time in 28 years. The 1949 season was worse. Lambeau decided to play more of an advisory role and coach from the press box following an opening-day loss to the Chicago Bears, and the Packers dropped to 2-10. They also were forced to play an intrasquad game on Thanksgiving Day to raise enough money to hit the road for their final three games.

The discontent grew.

Before the end of the season there was a movement afoot among Lambeau's enemies on the board to oust him as coach and general manager. He survived a contentious meeting on Nov. 30, 1949, where his future was debated for nearly four hours. But he was losing his power struggle.

On Feb. 1, 1950, Lambeau resigned to become coach of the Chicago Cardinals. In less than two seasons with the Cardinals and two others with the Washington Redskins (1952-53), his record was 17-28-1.

Lambeau died of a heart attack June 1, 1965, at the age of 67. He was inducted into the Pro Football Hall of Fame as a charter member in 1963.

LAMBEAU AT A GLANCE ...

- Born April 9, 1898, in Green Bay. His father, Marcel, helped with the construction of both the Indian Packing Co. and the fence and bleachers at Hagemeister Park.
- In the fall of 1917, Lambeau planned to play at the University of Wisconsin and the school was anticipating that he'd be a key member of the freshman team, but he never practiced or enrolled at the school.
- In his one season at the University of Notre Dame, Lambeau started in the same backfield as George Gipp.
- From 1919-21, at the same time he was shepherding and playing for the early Packers, Lambeau coached Green Bay East High School. His star player was Jim Crowley, who later coached Vince Lombardi at Fordham University after gaining fame as one of Notre Dame's "Four Horsemen."
- The only coaches in NFL history who have won more regular-season games than Lambeau are Don Shula, George Halas and Tom Landry.
- The only coach in NFL history to win as many championships as Lambeau was George Halas. They each won six.

LAMBEAU'S NATIONAL FOOTBALL LEAGUE CAREER

| Year | PLAYING RECORD | —Touchdowns— | | | | | | |
|----------------------------|----------------------|--------------|-----------|----------|-----------|----------|------------|------|
| | | R | Pa | Rec | PAT | FG | Pts | |
| 1921 | Green Bay | 6 | 2 | 1 | 0 | 7 | 3 | 28 |
| 1922 | Green Bay | 8 | 3 | 2 | 0 | 3 | 1 | *30 |
| 1923 | Green Bay | 10 | 1 | 3 | 2 | 0 | 0 | 18 |
| 1924 | Green Bay | 11 | 0 | 8 | 1 | 0 | 1 | **10 |
| 1925 | Green Bay | 11 | 0 | 5 | 0 | 5 | 1 | 8 |
| 1926 | Green Bay | 12 | 0 | 3 | 0 | 4 | 0 | 4 |
| 1927 | Green Bay | 10 | 2 | 1 | 0 | 0 | 0 | 12 |
| 1928 | Green Bay | 8 | 0 | 1 | 0 | 0 | 0 | 0 |
| 1929 | Green Bay# | 1 | 0 | 0 | 0 | 0 | 0 | 0 |
| Totals (nine years) | 100 | 8 | 24 | 3 | 19 | 6 | 110 | |

*—includes one return touchdown **—includes one extra-point score

| Year | COACHING | W | L | T | Pct | Finish | Playoffs |
|-----------------------------|----------------|------------|-----------|-------------|-------|-----------------------------|------------|
| | | | | | | | |
| 1921 | Green Bay | 3 | 2 | 1 | .600 | T6-National Football League | - |
| 1922 | Green Bay | 4 | 3 | 3 | .571 | T7-National Football League | - |
| 1923 | Green Bay | 7 | 2 | 1 | .778 | 3-National Football League | - |
| 1924 | Green Bay | 7 | 4 | 0 | .636 | 6-National Football League | - |
| 1925 | Green Bay | 8 | 5 | 0 | .615 | 9-National Football League | - |
| 1926 | Green Bay | 7 | 3 | 3 | .700 | 5-National Football League | - |
| 1927 | Green Bay | 7 | 2 | 1 | .778 | 2-National Football League | - |
| 1928 | Green Bay | 6 | 4 | 3 | .600 | 4-National Football League | - |
| 1929 | Green Bay# | 12 | 0 | 1 | 1.000 | 1-National Football League | - |
| 1930 | Green Bay# | 10 | 3 | 1 | .769 | 1-National Football League | - |
| 1931 | Green Bay# | 12 | 2 | 0 | .857 | 1-National Football League | - |
| 1932 | Green Bay | 10 | 3 | 1 | .769 | 2-National Football League | - |
| 1933 | Green Bay | 5 | 7 | 1 | .417 | 3-NFL Western Division | - |
| 1934 | Green Bay | 7 | 6 | 0 | .538 | 3-NFL Western Division | - |
| 1935 | Green Bay | 8 | 4 | 0 | .667 | 2-NFL Western Division | - |
| 1936 | Green Bay# | 10 | 1 | 1 | .909 | 1-NFL Western Division | 1-0 |
| 1937 | Green Bay | 7 | 4 | 0 | .636 | 2-NFL Western Division | - |
| 1938 | Green Bay | 8 | 3 | 0 | .727 | 1-NFL Western Division | 0-1 |
| 1939 | Green Bay# | 9 | 2 | 1 | .818 | 1-NFL Western Division | 1-0 |
| 1940 | Green Bay | 6 | 4 | 1 | .600 | 2-NFL Western Division | - |
| 1941 | Green Bay | 10 | 1 | 0 | .909 | T1-NFL Western Division | 0-1 |
| 1942 | Green Bay | 8 | 2 | 1 | .800 | 2-NFL Western Division | - |
| 1943 | Green Bay | 7 | 2 | 1 | .778 | 2-NFL Western Division | - |
| 1944 | Green Bay# | 8 | 2 | 0 | .800 | 1-NFL Western Division | 1-0 |
| 1945 | Green Bay | 6 | 4 | 0 | .600 | 3-NFL Western Division | - |
| 1946 | Green Bay | 6 | 5 | 0 | .545 | 3-NFL Western Division | - |
| 1947 | Green Bay | 6 | 5 | 1 | .545 | 3-NFL Western Division | - |
| 1948 | Green Bay | 3 | 9 | 0 | .250 | 4-NFL Western Division | - |
| 1949 | Green Bay | 2 | 10 | 0 | .167 | 5-NFL Western Division | - |
| 1950 | Chi. Cardinals | 5 | 7 | 0 | .417 | 5-NFL American Conference | - |
| 1951 | Chi. Cardinals | 2 | 8 | 0 | .200 | 6-NFL American Conference | - |
| 1952 | Washington | 4 | 8 | 0 | .333 | T5-NFL American Conference | - |
| 1953 | Washington | 6 | 5 | 1 | .545 | 3-NFL Eastern Conference | - |
| Totals (33 years) | 226 | 132 | 22 | 631 | | | 3-2 |
| Green Bay (29 years) | 209 | 104 | 21 | .668 | | | 3-2 |

—Won NFL championship

DONALD MONTGOMERY HUTSON

There's no better testament to Don Hutson's dominance in pro football than the 1946 National Football League Record and Rules Manual. Nearly a full page was devoted to the 19 league records Hutson held when he retired following the 1945 season. At the time, he held eight career records, four single-season records, one game record and six miscellaneous records.

Hutson not only held those benchmarks, he literally obliterated the previous records in the process.

He was the NFL's all-time leading scorer with 825 points. Future Pro Football Hall of Fame halfback Ken Strong was second with 422. Hutson's 105 career touchdowns was another of his scoring records. Former Packers halfback Verne Lewellen was second with 50.

Hutson was the NFL's all-time leading receiver with 488 receptions. Jim Benton was next with 190. Hutson also held the record for most receiving yards with 7,991. Again, Benton was second with 3,309 yards, or not even half of Hutson's total.

No player before or since has statistically dominated the game the way Hutson did from 1935 to 1945.

A native of Pine Bluff, Ark., and a product of the University of Alabama, Hutson signed with the Packers in February 1935. That was the year before the first NFL draft and Hutson was free to sign with any team in the league.

The story that has been told for generations is that Hutson actually signed two contracts: one with Curly Lambeau and the other with John "Shipwreck" Kelly, co-owner of the NFL's Brooklyn Dodgers, forcing league president Joe Carr to settle the matter. Carr did so by awarding Hutson to the Packers based on the times stamped on the two envelopes mailed to his office.

It was a story both Hutson and Lambeau told many times and in many forms, and only they would have known how much of it was true and if any of it was myth.

But what's beyond doubt is that Hutson couldn't have landed with a team more suited to his skills. The Packers under Lambeau were pro football's pioneers of the forward pass.

They only became more prolific with Hutson and more successful. They had won three NFL championships before Hutson's arrival and they would win three more during his 11-year career.

Hutson set the tone in what essentially served as his coming-out party. On the first offensive play of his second pro game, he ran a fly pattern and caught an 83-yard touchdown pass from Arnie Herber as the Packers beat the rival Bears, 7-0.

Hutson would go on to lead the NFL in receptions eight times and in receiving yards seven times. He would lead it in scoring five times. He was named the league's official MVP in 1941 and 1942. He was named to either the official NFL or *The Associated Press* all-pro teams, or both, nine times.

Teammates and opponents alike were in awe of his abilities as a pass receiver.

"He was the best I've ever seen. I don't like to compare players then with players now. But he was head and shoulders above the ones in that era," said Bulldog Turner, legendary center and linebacker for the Chicago Bears.

In 2000, Bernie Scherer, another of the Packers' ends from 1936 to 1938, said, "Don Hutson was the Jerry Rice of his era."

The rules of the game for most of Hutson's career forced players

to play both offense and defense. For that reason, most ends were tall and strapping, or short and stocky. They had to be formidable blockers and play defensive end in a seven-man front.

Hutson was no different.

He normally lined up a yard from the left tackle in the Packers' Notre Dame Box offense, although Lambeau would put in special plays and split him out at times. Defensively, Hutson at 6-foot-1 and 183 pounds



HUTSON AT A GLANCE ...

- Hutson was the first Packers player to have his number retired. His No. 14 was retired in 1951. He also was a charter inductee in the Pro Football Hall of Fame in 1963 and in the Packers Hall of Fame in 1970.
- When Hutson played, he was listed as an end. To call him a wide receiver would be a misnomer. While he might have been a forerunner of today's wideouts, he normally lined up a yard from the left tackle in Curly Lambeau's Notre Dame Box offense.
- Hutson benefitted greatly when the Packers added Larry Craig in 1939. Up to that point, Hutson had to double as an offensive and defensive end at 6-foot-1 and 183 pounds. Craig, whose nickname was "Superman," played blocking back on offense and shifted to end on defense, allowing Hutson to move into the secondary and take less of a beating.
- While Hutson has been credited with running anywhere from 9.5 to 9.7 in the 100-yard dash, he was actually described as having "deceptive speed" during his pro career. As a senior, he finished second in the 220-yard dash in the Southeastern Conference meet, but he never placed in the top three in the 100. Jesse Owens' winning time in the 100 in the 1935 NCAA Track & Field Championships was 9.8.
- Hutson averaged 60 catches and 951 yards in the three seasons from 1942 to 1945, when hundreds of other NFL players were away at war, compared to averages of 39 receptions and 642 yards in his other eight seasons.



played on the line for most of his first four seasons.

As a result, he was a liability as both a blocker and defender.

But he was a nonpareil as a receiver.

That's why his legacy has stood the test of time. Along with dominating the game as a receiver, he revolutionized the position. He was a specialist and a playmaker when that meant he was one-of-a-kind, not one of many.

Starting in 1939, when the Packers added blocking back-defensive end Larry Craig, Hutson also was able to move into the secondary on defense. Over his final six seasons, he intercepted 30 passes. Hutson also kicked

extra points from 1940 to 1945.

Upon retirement, his No. 14 was the first retired by the Packers and he also was one of the Pro Football Hall of Fame's charter inductees.

Donald Montgomery Hutson, born Jan. 31, 1913, in Pine Bluff, Ark., died June 26, 1997, at the age of 84.

| DON HUTSON'S PRO STATISTICS | | | | RECEIVING | | | | RUSHING | | | | INTERCEPTIONS | | | | TOTAL | |
|-----------------------------|-----------|------------|------------|--------------|-------------|------------|-----------|-----------|------------|------------|----------|---------------|------------|----------|----|------------|--|
| Year | Team | GP | No | Yds | Avg | LG | TD | No | Yds | Avg | TD | No | Yds | TD | TD | TD | |
| 1935 | Green Bay | 9 | 18 | 420 | 23.3 | 83t | *6 | 6 | 22 | 3.7 | 0 | - | - | 0 | - | *7 | |
| 1936 | Green Bay | 12 | *34 | *536 | 15.8 | 58t | *8 | 1 | -3 | -3.0 | 0 | - | - | 0 | - | *9 | |
| 1937 | Green Bay | 11 | *41 | 552 | 13.5 | 78t | *7 | 14 | 26 | 1.9 | 0 | - | - | 0 | - | *7 | |
| 1938 | Green Bay | 10 | 32 | *548 | 17.1 | 54 | *9 | 3 | -1 | -0.3 | 0 | - | - | 0 | - | *9 | |
| 1939 | Green Bay | 11 | *34 | *846 | 24.9 | 92t | 6 | 5 | 26 | 5.2 | 0 | - | - | 0 | - | 6 | |
| 1940 | Green Bay | 11 | 45 | 664 | 14.8 | 36t | *7 | 0 | 0 | 0.0 | 0 | *6 | 24 | 0 | - | 7 | |
| 1941 | Green Bay | 11 | *58 | *738 | 12.7 | 45t | *10 | 4 | 22 | 5.5 | 2 | 1 | 32 | 0 | - | *12 | |
| 1942 | Green Bay | 11 | *74 | *1,211 | 16.4 | 73t | *17 | 3 | 4 | 1.3 | 0 | 7 | 71 | 0 | - | *17 | |
| 1943 | Green Bay | 10 | *47 | *776 | 16.5 | 79t | *11 | 6 | 41 | 6.8 | 0 | 8 | *197 | 1 | - | *12 | |
| 1944 | Green Bay | 10 | *58 | *866 | 14.9 | 55t | *9 | 12 | 87 | 7.3 | 0 | 4 | 50 | 0 | - | *9 | |
| 1945 | Green Bay | 10 | *47 | 834 | 17.7 | 75t | 9 | 8 | 60 | 7.5 | 1 | 4 | 15 | 0 | - | 10 | |
| Totals (11 years) | | 116 | 488 | 7,991 | 16.4 | 92t | 99 | 62 | 284 | 4.6 | 3 | 30 | 389 | 1 | - | 105 | |

*Led NFL

Completed 1 of 11 passes (9.1 percent) for 38 yards, 1 TD and 2 INT; returned 5 kickoffs for 45 yards; scored 823 points (including 7 for 17 on FG attempts and 172 for 183 on PAT attempts).



VINCENT THOMAS LOMBARDI

More than four decades after his death, Vince Lombardi remains one of the most recognizable sports figures of all time.

His name graces the Super Bowl trophy. His likeness can be seen in a 14-foot statue at Lambeau Field. A flamboyant and captivating figure, he has been the subject of a Broadway play,

an HBO documentary and a best-selling biography.

In his nine seasons as head coach of the Packers, Lombardi won five NFL championships, including victories in Super Bowls I and II. His regular-season record of 89-29-4 calculates to a remarkable .754 winning percentage, and his postseason record was an even more remarkable 9-1.

And yet, Lombardi's name wasn't always so recognizable.

On Dec. 17, 1958, Ray "Scooter" McLean resigned under fire following a 1-10-1 season, the worst in Packers history. The search to replace him took exactly six weeks. At the time, Lombardi had been running the New York Giants' offense for five years. During that period, the Giants had won the 1956 NFL championship and lost the memorable 1958 title game to the Baltimore Colts in overtime. But Lombardi's title was simply backfield coach, and he wasn't well known outside NFL circles.

What's more, Lombardi had never been a head coach anywhere but St. Cecilia High School in New Jersey.

He certainly wasn't a household name in Green Bay. So when club president Dominic Olejniczak recommended him to the executive committee, member John Torinus replied, "Who the hell is Vince Lombardi?" So did many fans. But it didn't take long to find out.

Olejniczak announced at 3 p.m. on Jan. 28, 1959, at a press conference at the Hotel Northland, that Lombardi had accepted a five-year contract as coach and general manager. Lombardi arrived in Green Bay on Feb. 2 and was introduced at a press luncheon at the Northland the next day.

It was there that he declared, "I want it understood that I'm in complete command." Just as emphatically, he also stressed, "I've never been associated with a loser and I don't expect to be now."

The Packers' board of directors officially followed through on its promises to Lombardi at an April 28 meeting when it reduced the executive committee from 13 to seven members and streamlined the administrative operation.

By then, Lombardi was well on his way to changing the culture of the organization and making a lasting impression on his players. That first offseason, he and his assistants spent countless hours watching film of the previous year's games. He summoned players for individual and small-group meetings, one of which led to the trade of the team's biggest star, receiver Billy Howton.

Lombardi ordered walls to be knocked down and carved out a nice office for himself as part of a remodeling project at the team's office building on Washington Street. He settled on retaining St. Norbert College as the team's headquarters for training camp. He changed the uniforms to a design that, for the most part, is still in use today.

Lombardi's offense was basic and methodical. His signature play was the Power Sweep, now often referred to as the Lombardi Sweep. It consisted of the halfback — normally Paul Hornung for much of Lombardi's time in Green Bay — following pulling guards Jerry Kramer and Fuzzy Thurston.

Lombardi was famous for his pursuit of perfection, often dedicating long hours of film study or practice to just one element of one play.

His first season was a stunning success. He used many of the same players from that 1-10-1 team of 1958 and finished 7-5 in 1959, winning unanimous coach of the year honors. His first game was a 9-6 victory over the Chicago Bears in new City Stadium — later renamed Lambeau Field — and when it was over, the players carried their coach off the field in triumph.

In 1960, the Packers won the Western Conference title, going 8-4. That brought Lombardi to his first NFL Championship Game, which the Packers lost, 17-13, to the Eagles at Franklin Field.

It didn't take long for Lombardi to earn redemption, however. In 1961, after an 11-3 season, the Packers demolished his former team, the Giants, 37-0, winning the team's first title since 1944.

His teams went on to capture four more NFL crowns: in 1962, 1965, 1966 and 1967. Green Bay also won the first two Super Bowls after the 1966 and 1967 titles, respectively. In Lombardi's final game as Green Bay head coach, the Packers defeated Oakland, 33-14, in Super Bowl II at the Orange Bowl in Miami.

But the Packers' 1967 season isn't remembered for that Super Bowl. Instead, the 1967 campaign is remembered for the NFL Championship against Dallas, perhaps the most famous game in football history, now commonly referred to as the "Ice Bowl." The Lambeau Field temperature at kickoff that day (Dec. 31, 1967) was minus-13, with the wind chill dipping to minus-46.

Lombardi had heating coils installed underneath the Lambeau Field turf prior to the season and had proudly showed them off the day before the game. But on a day when they were dearly needed, they didn't work

and it wasn't because of an electrical problem. Moisture had built up overnight under a tarp and started turning to ice soon after the tarp was removed. Consequently, the thermostat couldn't be cranked up high enough to deal with the severe conditions.

With 13 seconds left, Bart Starr's 1-yard touchdown plunge gave the Packers a come-from-behind 21-17 victory.

Lombardi retired as head coach after the season, but retained his general manager's duties for one more year.

Ultimately, Lombardi was bored being "out of action" and in 1969 accepted the head-coaching position with the Washington Redskins, a team that hadn't had a winning season in 13 years. In Lombardi's first and only season in Washington, the Redskins went 7-5-2.

Shortly after Lombardi's 1970 death, before Super Bowl V, commissioner Pete Rozelle made what remains arguably the greatest tribute in league history, naming the Super Bowl championship trophy the Vince Lombardi Trophy.

In August 2003, before the rededication of a renovated Lambeau Field, the Packers unveiled statues of Lombardi and team founder Curly Lambeau in what is now the Robert E. Harlan Plaza outside the Lambeau Field Atrium. Each statue is 14 feet high atop a four-foot base and two-foot steps.

Lombardi was named head coach of the Packers when he was 45 years old. Along with serving as an assistant with the New York Giants, he also had been a college assistant at Fordham and Army. He also played collegiately at Fordham, where he was a member of the legendary "Seven Blocks of Granite."

Perhaps the most famous quote commonly attributed to Lombardi wasn't even his own. Legendary actor John Wayne uttered the phrase "Winning isn't everything, it's the only thing!" in a 1953 film called *Trouble Along the Way*.

Vincent Thomas Lombardi, born June 11, 1913, in Brooklyn, N.Y., died of cancer Sept. 3, 1970, at the age of 57.

LOMBARDI AT A GLANCE ...

- Born June 11, 1913. Grew up in the Sheepshead Bay neighborhood of Brooklyn.
- Hoped to become a priest and enrolled at Cathedral College of the Immaculate Conception following eighth grade. Four years later, Lombardi transferred to Brooklyn's St. Francis Prep, where he played one season of high school football.
- Enrolled at Fordham University in the fall of 1933, where he played under Jim Crowley, who had played high school football at Green Bay East under Curly Lambeau. As a senior in 1936, Lombardi started at right guard on Fordham's celebrated "Seven Blocks of Granite" front line.
- Wellington Mara, late owner of the New York Giants and member of the Pro Football Hall of Fame, was a classmate at Fordham. They graduated together in the spring of 1937.
- After Fordham, Lombardi played some pro ball for the Brooklyn Eagles and some semipro football for the Wilmington Clippers. He enrolled in Fordham's law school in 1938, but lasted only a semester.
- Accepted a teaching position at St. Cecilia High School in Englewood, N.J., in the fall of 1939. Got the job when former Fordham teammate and new football coach Andrew Palau asked him to be his line coach. Lombardi's starting salary was \$1,700. He also coached basketball, and taught physics, chemistry and Latin.
- Became head football coach at St. Cecilia in 1942. In five seasons with the Saints, his teams compiled a 32-game unbeaten streak, including a 25-game winning streak.
- Coached as an assistant at Fordham, 1946-48; and at Army (the United States Military Academy) under legendary Earl "Red" Blaik from 1949-53. Backfield coach of the New York Giants, 1954-58.
- Carried off the field at least five times by his players. The first time was his first game with the Packers, the 1959 opener against Chicago; the last time was his last game, Super Bowl II.

| Year | COACHING | W | L | T | Pct | Finish | Playoffs |
|------------------------------|------------|-----------|-----------|----------|-------------|--------------------------|------------|
| 1959 | Green Bay | 7 | 5 | 0 | .583 | 3-NFL Western Conference | - |
| 1960 | Green Bay | 8 | 4 | 0 | .667 | 1-NFL Western Conference | 0-1 |
| 1961 | Green Bay# | 11 | 3 | 0 | .786 | 1-NFL Western Conference | 1-0 |
| 1962 | Green Bay# | 13 | 1 | 0 | .929 | 1-NFL Western Conference | 1-0 |
| 1963 | Green Bay | 11 | 2 | 1 | .846 | 2-NFL Western Conference | - |
| 1964 | Green Bay | 8 | 5 | 1 | .615 | 2-NFL Western Conference | - |
| 1965 | Green Bay# | 10 | 3 | 1 | .769 | 1-NFL Western Conference | 2-0 |
| 1966 | Green Bay# | 12 | 2 | 0 | .857 | 1-NFL Western Conference | 2-0 |
| 1967 | Green Bay# | 9 | 4 | 1 | .692 | 1-NFL Central Division | 3-0 |
| 1969 | Washington | 7 | 5 | 2 | .583 | 2-NFL Capitol Division | - |
| NFL totals (10 years) | | 96 | 34 | 6 | .739 | | 9-1 |
| Green Bay (9 years) | | 89 | 29 | 4 | .754 | | 9-1 |

#—Won NFL championship

GREEN BAY'S SIX RETIRED UNIFORM NUMBERS



The Green Bay Packers formally retired Brett Favre's No. 4 on Saturday, July 18, 2015, in conjunction with his induction into the Packers Hall of Fame. His retired number was formally unveiled on Thursday, Nov. 26, 2015, at a Thanksgiving night game vs. the Chicago Bears. The retirement of No. 4 marked only the sixth time in the history of the franchise that the team formally removed a uniform number from circulation.

The last player who had his number retired was Reggie White, whose No. 92 was retired in the 2005 home opener. The gesture was not spurred by White's premature death in December 2004. In fact, then-Packers CEO Bob Harlan had met with White three months before he passed away and told him of the team's plans to retire the number during the '05 season. Favre's number joined the retired numbers displayed on the green façade of Lambeau Field's north end zone.

Like Favre, the five previous players to have their number retired by the Packers are in the Pro Football Hall of Fame. There is no evidence that Tony Canadeo, one of those five, was ever honored at a public ceremony.

The team's five known number-retirement dates:

| | | |
|------------------|----------|--|
| 14 Don Hutson* | 12/02/51 | vs. New York Yanks |
| 15 Bart Starr* | 11/11/73 | vs. St. Louis Cardinals |
| 66 Ray Nitschke* | 12/04/83 | vs. Chicago Bears |
| 92 Reggie White | 09/18/05 | vs. Cleveland Browns |
| 4 Brett Favre | 07/18/15 | Packers Hall of Fame induction banquet |

City Stadium
Lambeau Field
Lambeau Field
Lambeau Field
Lambeau Field Atrium

*Research supplied by the *Green Bay Press-Gazette*



Lite

MITSUBISHI ELECTRIC

DIAMOND VISION

bellin health

RETIRED NUMBERS

14

DON HUTSON

3

TONY CANADEO

15

BART STARR

66

RAY NITSCHKE

92

REGGIE WHITE

4

BRETT FAVRE

SHAREHOLDER HISTORY & FINANCIAL HISTORY

Of all the things that make the Green Bay Packers and their story incredible and unique, the most significant is simply this: The team is literally owned by its fans.

Presently, 361,060 people, representing 5,011,566 shares, can lay claim to a franchise ownership interest.

Shares of stock include voting rights, but the redemption price is minimal, no dividends are ever paid, the stock cannot appreciate in value, and there are no season-ticket privileges associated with stock ownership. No shareholder is allowed to own more than 200,000 shares, a safeguard to ensure that no one individual is able to assume control of the club.

Fans took ownership of the franchise in 1923.

The Indian Packing Corporation was the team's first sponsor in 1919 and 1920. Frank L. Peck, president of Indian Packing, put up the money the first year to buy uniforms and other equipment. The team wore Indian Packing's "Council" brand emblem on its jerseys in 1920 and was run by a group led by C.M. "Neil" Murphy as business manager, Joe Delloye as secretary, and Frank Jonet as treasurer. In both seasons, the Packers operated as a semipro team, playing mostly against opponents from other Wisconsin cities and Michigan's Upper Peninsula.

The Acme Packing Co. of Chicago purchased Indian Packing following the completion of the 1920 season, and through John and J. Emmett Clair, applied for a franchise in the fledgling American Professional Football Association the following August. The Clairs, who were running the Acme plant in Green Bay, had title to the team during the 1921 season.

The APFA revoked the franchise in January 1922 as a penalty for the Packers using college players under assumed names in a non-league game against Racine at the end of the 1921 season.

At its June meeting, six months later, the APFA changed its name to the National Football League, and Green Bay was readmitted thanks to the persistence of Curly Lambeau. Lambeau was awarded the franchise only after the Clair brothers finally agreed to surrender rights to it. They had moved back to Chicago, but there was concern for a period of time that they might relocate the franchise there.

Lambeau and three others – George Whitney Calhoun, Nathan Abrams and Joseph Ordens – formed a corporation called the Green Bay Football Club that ran the Packers in 1922. But it suffered heavy losses in its one season due to lack of resources and bad weather.

That was when Andrew B. Turnbull, civic leader and one of the owners of the *Green Bay Press-Gazette*, stepped forward and led the effort to create the Green Bay Football Corporation.

The first stock sale was launched Aug. 20, 1923. Shares were sold for \$5, although anyone purchasing five shares also received a box-seat ticket for all home games. Turnbull, Lee Joannes and local attorney John Kittell had signed the first articles of incorporation six days earlier. The state of Wisconsin affixed its official seal to them Aug. 23.

The first meeting of stockholders of the Green Bay Football Corp. was held Sept. 17, 1923, at the Brown County Courthouse. Fifteen board members were elected and they, in turn, chose a five-man executive committee.

Turnbull was named president; Kittell, vice president; and Joannes, secretary and treasurer. Dr. W.W. Kelly and George De Lair were elected at-large members.

The Green Bay Football Corporation continued to run the franchise until Aug. 15, 1933, when it went into receivership. Frank Jonet, who had previously audited the corporation's books, was appointed the receiver. The corporation's financial problems stemmed largely from

a lawsuit brought by Willard Bent, a fan who fell from the stands at a game at City Stadium in 1931 and was awarded close to \$5,000 in damages. The so-called Hungry Five, along with Jonet, ran the franchise while it was in receivership. However, the minutes of a special NFL meeting held in February 1933 stated that title to it was actually transferred into Joannes' name.

The Hungry Five included Joannes, who had been elected president of the corporation in 1930; attorney Gerald Clifford, who had been elected to the executive committee the same year; Turnbull, Kelly and Lambeau.

The Packers emerged from receivership in January 1935 and reorganized as the Green Bay Packers, Inc., the community-owned company that remains active today.

There now have been five stock drives in the 96-year history of the team. (See chart on next page for details.)

The **second** sale, in 1935, made it possible for the Packers to reorganize following more than 16 months in receivership. The **third**, in 1950, allowed the Packers to survive after it appeared they might fall



EVENTS THAT HELPED TO STABILIZE PACKERS FINANCIALLY, 1920-66

- **Building a fence at Hagemester Park, 1920** — After playing on an open field and passing a hat to collect money in their first season, the Packers needed to find a way to charge admission in order to survive. C.M. "Neil" Murphy was named business manager in July 1920 and led the effort to get a fence built around the playing field at Hagemester Park. "... it was entirely due to his ability as an executive that the team prospered," the *Green Bay Press-Gazette* wrote two years later in its first review of Packers history.
- **A.B. Turnbull's support, 1922-23** — When Curly Lambeau and George Whitney Calhoun were debating whether to go ahead with a game against Duluth on Thanksgiving Day 1922, with rain pouring down and a big financial loss all but a certainty, Turnbull prodded them to play. And if they did, he vowed to get the business community to rally around the team before the next season. Turnbull, one of the owners of the *Press-Gazette*, fulfilled his promise and led the effort to organize the Green Bay Football Corp. prior to the start of the 1923 season.
- **Decision to play games in Milwaukee, 1933** — Moving a home game to Borchert Field that season allowed the team to tap into a larger market, expand its territory beyond the NFL's traditional 75-mile radius and thwart efforts to establish a competing pro franchise in Milwaukee. The Packers played home games in both Green Bay and Milwaukee from 1933-94.
- **Court decision to appoint receiver, 1933** — The Packers petitioned for a friendly receiver as litigation over a lawsuit involving a fan who fell from the stands at City Stadium proceeded. Henry Graess, Brown County circuit judge, appointed local accountant Frank Jonet receiver. Jonet had ties to the Packers going back to 1919.
- **Second stock drive, 1934-35** — Twenty-five business and industrial leaders agreed in December 1934 to raise \$10,000 to "Save the Packers." Weeks later, the Packers had met their goal through a second stock sale and were reorganized as the Green Bay Packers, Inc.
- **NFL's initiation of college draft, 1936** — Kept small-market teams such as the Packers competitive with big-city opponents.
- **Decision to invest in war bonds, 1940s** — Money in reserve carried team despite losses of at least \$25,000 in 1943 alone, as World War II depleted rosters.
- **Intrasquad game, Thanksgiving 1949** — Packers brought old-timers back, drawing 15,000 to City Stadium, earning close to \$50,000.
- **Third stock drive, 1950** — After Lambeau's departure, team raised more than \$100,000.
- **Bert Bell's push for league-wide TV package, 1950s** — With help from Congress, Commissioner Bell laid the groundwork for CBS-TV deal that allowed all teams, large-market and small-market, to share revenue and was in place by the 1961 season. In 1966, commissioner Pete Rozelle signed first NFL TV package, with CBS and NBC, giving Packers more than \$1 million.



Jonet

nearly \$100,000 in debt.

The **fourth** was launched in late 1997. It added 105,989 new shareholders and supported the Lambeau Field redevelopment project. With the NFL backing the plan, the previous 1,940 shareholders overwhelmingly voted to amend the articles of incorporation on Nov. 13, 1997. The vote authorized the Packers to sell up to one million shares to raise funds for capital improvements, and existing stockholders received a 1,000-to-1 split on their original shares. Fans immediately were able to call a special toll-free number, or tap into the team's website for information on how to buy the 400,000 shares made available to the public. In the first 11 days, roughly one-third – or \$7.8 million – of the total amount transacted was sold. Orders came in at a rate of 3,500 per day during this early period, generating about \$700,000 each day.

Shares of stock were purchased by citizens from all 50 states, in addition to fans in Guam and the U.S. Virgin Islands. More than half (53.6 percent) of the shares were bought by Wisconsin residents.

The **fifth** sale was launched in December 2011 and saw more than 250,000 people purchase over 269,000 shares. In an overwhelming response, fans purchased more than 185,000 shares in the first two days alone. By late December, the team made an additional 30,000 shares available beyond the initial 250,000 to accommodate demand. Proceeds were directed toward the 2011-2013 expansion of Lambeau Field.

For the first time, fans in Canada were able to purchase shares – 2,000 did so – and approximately 99 percent of all shares were purchased online.

Today, an annual meeting of shareholders is held in July, an event that returned to Lambeau Field in 2006. The shareholders elect a board of directors to run the corporation. The board, in turn, elects a seven-member executive committee, consisting of a president, vice president, treasurer, secretary and three members at large. The president is the only officer who receives compensation.

Shares of stock cannot be resold, except back to the team for a fraction of the original price. Limited transfer of shares (i.e., to heirs and relatives) is permissible.

Based on the original "Articles of Incorporation for the (then) Green Bay Football Corporation," if the Packers franchise is sold,

after the payment of all expenses, any remaining funds will go to the Sullivan-Wallen Post of the American Legion in order to build "a proper soldiers' memorial." This stipulation was enacted to ensure that the club remained in Green Bay and that there could never be any financial enhancement for the shareholder. The beneficiary was changed from the Sullivan-Wallen Post to the Green Bay Packers Foundation on the basis of a shareholder vote at the November 1997 meeting.

**1923**

Share price: \$5
Shares sold: 1,109
Amount raised:
\$5,545

1935

Share price: \$25
Shares sold: 484
Amount raised:
\$12,100

1950

Share price: \$25
Shares sold: 4,165½
Amount raised:
\$104,137.50

1997

Share price: \$200
Shares sold: 120,010
Amount raised:
\$24,002,000

2011

Share price: \$250
Shares sold: 269,640
Amount raised:
\$67,407,750

PACKERS STRUGGLE FOR SURVIVAL: FINANCIAL UPS & DOWNS, 1919-57

| | |
|---------------------|---|
| \$500 | Sum, according to Curly Lambeau, given to him by Frank Peck, president of Indian Packing Company, for uniforms and equipment in 1919. |
| \$276 | Paid to each player at the end of the 1920 season, the Packers' second year of play as an independent team. Checks for that amount were given to the players at a team banquet at De Lair's Café in downtown Green Bay following the season. Thanks to business manager Neil Murphy's efforts to build a fence around the playing field at Hagemaster Park, allowing them to charge admission, the Packers showed a profit of \$6,049.53. |
| \$100 | Original franchise fee set Sept. 17, 1920, at a meeting of the American Professional Football Association, which would become the NFL two years later. While it has been written that the fee was reduced to \$50 in 1921 when the Packers joined the league, no such motion was ever recorded in the league minutes. |
| \$3,800 | Amount the <i>Green Bay Press-Gazette</i> reported that the Clair brothers, John and J. Emmett, lost during the 1921 season, the Packers' first in what became the NFL. The Clair brothers ran both the Acme Packing Co. and the football team. |
| \$1,000 | Guarantee Packers had to post to rejoin the NFL in 1922 after being booted out following the 1921 season for using college players under assumed names in a non-league game against Racine. Each NFL team was required to post that amount before the start of the season as a guarantee against violations of league rules. |
| \$147.74 | Reported loss of the Green Bay Football Corporation in 1923, its first season of existence. Receipts totaled \$35,315.69. Expenses totaled \$35,463.43, including \$12,253.50 for player salaries. |
| \$4,989 | Verdict awarded in 1933 to fan who fell from stands at City Stadium in 1931 and sued team. The total award was actually \$5,544.10, but it was decreased 10 percent because of plaintiff's contributory negligence. Fan's fall sent Packers into receivership. Local accountant Frank Jonet said years later that when he was appointed receiver, the judge handed him \$76.18 in cash and unpaid bills amounting to more than \$15,000. |
| \$12,100 | Amount raised through the sale of stock in 1935 allowing the franchise to emerge from receivership and reorganize as the Green Bay Packers, Inc. Frank Jonet, the receiver, would later say that the Packers settled their indebtedness for about \$8,000, leaving them with roughly \$4,000 to start the 1935 season. |
| \$32,000 | Amount Packers paid in 1946 for Rockwood Lodge, a training quarters they hoped would alleviate their housing problems for players. The board of directors also approved \$8,000 worth of additional improvements. Also, the Packers' executive committee approved the purchase of five pre-fabricated cottages located next to the lodge at a cost of \$3,500 each, or a total of \$17,500. |
| \$90,000 | Loss the Packers were facing, according to club president Emil Fischer, when they announced November 14, 1949, that they would have to play an intrasquad game on Thanksgiving Day to save the franchise. |
| \$75,000 | Amount paid by insurance company to Packers after Rockwood Lodge burned to ground in January 1950. |
| \$104,137.50 | Funds raised by third Packers stock drive in the spring and summer of 1950. |
| \$12,990.49 | Packers' net profit from operations in 1950. |
| \$32,000 | TV money received by the Packers in 1953, allowing them to show a profit of \$29,267. The team was paid \$12,000 for its Thanksgiving Day TV appearance against Detroit and \$20,000 as its share of the league contract. |
| \$611,276.68 | Total ticket sales for 1957 season, the Packers' first in new City Stadium or what is now Lambeau Field. It was a spike of \$62,000 from the previous year. The Packers played three home games in their new stadium and three others plus a preseason game in Milwaukee. |

GREEN BAY'S 14 HEAD COACHES

HEAD COACHES, ALL-TIME

COMMUNITY

ADMIN. & COACHES

VETERANS

DRAFT & FREE AGENTS

2016 REVIEW

HEAD COACHES

LAMBEAU FIELD

MISC.



Earl (Curly) Lambeau
1921-49



Gene Ronzani
1950-53




Lisle Blackburn
1954-57



Ray (Scooter) McLean
1958



Vince Lombardi
1959-67



Phil Bengtson
1968-70



Dan Devine
1971-74



Bart Starr
1975-83



Forrest Gregg
1984-87



Lindy Infante
1988-91



Mike Holmgren
1992-98



Ray Rhodes
1999



Mike Sherman
2000-05



Mike McCarthy
2006-present

HEAD COACHES BASED ON OVERALL VICTORIES

| Coach | Years | Regular Season | | | | Postseason | | | | Overall | | | |
|-----------------------------------|---------|----------------|-------------|-----------|-------------|------------|-----------|----------|-------------|------------|-------------|-----------|-------------|
| | | Won | Lost | Tied | Pct. | Won | Lost | Tied | Pct. | Won | Lost | Tied | Pct. |
| Earl (Curly) Lambeau ¹ | 1921-49 | 209 | 104 | 21 | .668 | 3 | 2 | 0 | .600 | 212 | 106 | 21 | .667 |
| Mike McCarthy | 2006-16 | 114 | 61 | 1 | .651 | 10 | 8 | 0 | .556 | 124 | 69 | 1 | .642 |
| Vince Lombardi | 1959-67 | 89 | 29 | 4 | .754 | 9 | 1 | 0 | .900 | 98 | 30 | 4 | .766 |
| Mike Holmgren | 1992-98 | 75 | 37 | 0 | .670 | 9 | 5 | 0 | .643 | 84 | 42 | 0 | .667 |
| Mike Sherman | 2000-05 | 57 | 39 | 0 | .594 | 2 | 4 | 0 | .333 | 59 | 43 | 0 | .578 |
| Bart Starr | 1975-83 | 52 | 76 | 3 | .408 | 1 | 1 | 0 | .500 | 53 | 77 | 3 | .410 |
| Dan Devine | 1971-74 | 25 | 27 | 4 | .481 | 0 | 1 | 0 | .000 | 25 | 28 | 4 | .473 |
| Forrest Gregg | 1984-87 | 25 | 37 | 1 | .405 | 0 | 0 | 0 | .000 | 25 | 37 | 1 | .405 |
| Lindy Infante | 1988-91 | 24 | 40 | 0 | .375 | 0 | 0 | 0 | .000 | 24 | 40 | 0 | .375 |
| Phil Bengtson | 1968-70 | 20 | 21 | 1 | .488 | 0 | 0 | 0 | .000 | 20 | 21 | 1 | .488 |
| Lisle Blackburn | 1954-57 | 17 | 31 | 0 | .354 | 0 | 0 | 0 | .000 | 17 | 31 | 0 | .354 |
| Gene Ronzani ² | 1950-53 | 14 | 31 | 1 | .311 | 0 | 0 | 0 | .000 | 14 | 31 | 1 | .311 |
| Ray Rhodes | 1999 | 8 | 8 | 0 | .500 | 0 | 0 | 0 | .000 | 8 | 8 | 0 | .500 |
| Ray (Scooter) McLean ³ | 1958 | 1 | 10 | 1 | .091 | 0 | 0 | 0 | .000 | 1 | 10 | 1 | .091 |
| Totals | | 730 | +553 | 37 | .569 | 34 | 22 | 0 | .607 | 764 | +575 | 37 | .570 |

¹ — Records do not reflect 1919-20 seasons when Packers played independent football and other non-NFL games.

² — Resigned after 10 games in 1953.

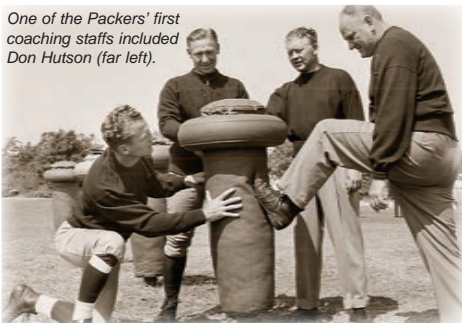
³ — Record does not include final two games of 1953 season, when he served as co-head coach with Hugh Devore (0-2 record).

* — Record includes two losses in 1953 with Ray (Scooter) McLean and Hugh Devore serving as co-head coaches.

From 1921-71, tie games were not included in winning percentage

| | | |
|-------------------|--------------------------------|-----------|
| Angelichio, Brian | Tight Ends | 2016-17 |
| Austin, Bill | Offensive Line | 1959-64 |
| Baggett, Charlie | Wide Receivers | 1999 |
| Bates, Jim | Defensive Coordinator | 2005 |
| Baker, Joe | Secondary/Safeties | 2005 |
| Beightol, Larry | Offensive Line | 1999-2005 |
| Bengtson, Phil | Defensive Line | 1959 |
| | Coach of Defense | 1960-67 |
| Bennett, Edgar | Running Backs | 2005-10 |
| | Wide Receivers | 2011-14 |
| | Offensive Coordinator | 2015-17 |
| Bevell, Darrell | Off. Assistant/Quality Control | 2000-01 |
| | Offensive Assistant | 2002 |
| | Quarterbacks | 2003-05 |

One of the Packers' first coaching staffs included Don Hutson (far left).



| | | |
|---------------------|---|------------------|
| Blache, Greg | Defensive Line | 1988-93 |
| Blasko, Jeff | Assistant Offensive Line | 2017 |
| Bonamego, John | Special Teams Coordinator | 2003-05 |
| Bratkowski, Zeke | Offensive Backs | 1969-70 |
| | Quarterbacks | 1975-78 |
| | Quarterbacks/Off. Backs | 1979-81 |
| | Defense | 1949 |
| Brock, Charley | Defensive Line | 1994-98 |
| Brooks, Larry | Running Backs | 2000 |
| Brown, Kippy | Offensive Backs | 1983 |
| Brunner, John | Defensive Coordinator | 1988-91 |
| Bullough, Hank | Defensive Backs | 1966-67 |
| Burns, Jerry | Asst. Off. Line/Quality Control | 2004-05 |
| Campen, James | Assistant Offensive Line | 2006 |
| | Offensive Line | 2007-17 |
| Capers, Dom | Defensive Coordinator | 2009-17 |
| Carpenter, Lew | Receivers/Passing Game | 1975-79 |
| | Receivers | 1980-85 |
| | Defensive Line | 1980 |
| Champion, Jim | Offensive Assistant | 1988-89 |
| Clark, Joe | Assistant Off. Line | 1990-91 |
| | Quarterbacks | 2006-11 |
| | Offensive Coordinator | 2012-14 |
| | Associate Head Coach/Offense | 2015-16 |
| Cochran, John "Red" | Offensive Backs | 1959-66, 1971-74 |
| Colbert, Jim | Defensive Backs | 1975 |
| Coughlin, Tom | Receivers/Passing Game | 1986-87 |
| Cromwell, Nolan | Special Teams | 1992-97 |
| | Wide Receivers | 1998 |
| Croom, Sylvester | Running Backs | 2001-03 |
| Curry, Bill | Offensive Line | 1977-79 |
| Davis, Billy | Def. Assistant/Quality Control | 2000 |
| Davis, Charlie | Offensive Line | 1988-91 |
| Devore, Hugh | Ends | 1953 |
| Doll, Don | Defensive Backs | 1971-73 |
| Donatell, Ed | Defensive Coordinator | 2000-03 |
| Dotsch, Rollie | Offensive Line | 1971-74 |
| Drayton, Stan | Quality Control Assistant/ Special Teams-Offense | 2001-02 |
| | Off. Quality Control/Asst. Special Teams | 2003 |
| | Line | 1951-53 |
| Drulis, Chuck | Linebackers | 2003-05 |
| Duffner, Mark | Assistant Offensive Line | 1999 |
| Eatman, Irv | Defensive Backs | 1970 |
| Evans, Dick | Defensive Quality Control | 2016 |
| Evero, Ejiro | Defensive Ends | 1962-65 |
| Fears, Tom | Defensive Backs | 1980-83 |
| Fichtner, Ross | Def. Assistant/Quality Control | 1998 |
| Flajole, Ken | Assistant Offensive Line | 2007-10 |
| Fontenot, Jerry | Running Backs | 2011 |
| | Tight Ends | 2012-15 |
| Franklin, James | Wide Receivers | 2005 |

| | | |
|-----------------------|-------------------------------------|---------------|
| Franklin, Jethro | Defensive Line | 2000-04 |
| Fuller, Curtis | Special Teams Assistant | 2009 |
| Gash, Sam | Running Backs | 2014-15 |
| Geis, Wayne "Buddy" | Wide Receivers | 1988-91 |
| Getsy, Luke | Offensive Quality Control | 2014-15 |
| | Wide Receivers | 2016-17 |
| | Outside Linebackers | 2009-13 |
| Greene, Kevin | Offensive Line | 1969-70 |
| Gregg, Forrest | Off. Assistant/Quality Control | 1992 |
| Gruden, Jon | Wide Receivers | 1993-94 |
| Gullickson, Rock | Strength & Conditioning Coordinator | 2006-08 |
| Gustafson, Burt | Linebackers | 1971-74 |
| | Special Teams | 1977-78 |
| | Defensive Ends | 2006-08 |
| Hairston, Carl | Defensive Line | 1965-71 |
| Hanner, Dave | Defensive Coordinator | 1972-74 |
| | Asst. Head Coach, Def. Coordinator | 1975-79 |
| | Quality Control | 1982 |
| Haskell, Gil | Running Backs | 1992-94 |
| | Wide Receivers | 1995-97 |
| Hearden, Tom | Defense | 1954-55, 1957 |
| Hecker, Norb | Defensive Backs | 1959-65 |
| Hilgenberg, Joel | Offensive Quality Control | 2011 |
| | Assistant Offensive Line | 2012-13 |
| Hilton, John | Off. Backs/Special Teams | 1986 |
| Holland, Johnny | Def. Assistant/Quality Control | 1995-97 |
| | Special Teams | 1998 |
| | Linebackers | 1999 |
| Hutson, Don | Backs/Ends | 1944-48 |
| Jackson, Charlie | Defensive Quality Control | 2005 |
| Jagodzinski, Jeff | Tight Ends | 1999-2003 |
| | Offensive Coordinator | 2006 |
| Jauron, Dick | Defensive Backs | 1986-94 |
| Johnston, Kent | Strength/Conditioning | 1992-98 |
| Kettela, Pete | Special Assistant | 1981 |
| | Offensive Backs | 1982 |
| | Line | 1945-48 |
| | Linebackers | 1983 |
| Kiesling, Walt | Defensive Backs | 1974 |
| Kiffin, Monte | Defensive Line | 1956 |
| Kinard, Billy | Strength/Conditioning | 1984-85 |
| Klapstein, Earl | Strength/Conditioning & Off. Line | 1986-87 |
| Knight, Virgil | Strength/Conditioning & Tight Ends | 1988-90 |
| | Tight Ends | 1991 |
| | Offensive Quality Control | 2006-08 |
| Knott, Ty | Def. Assistant/Quality Control | 1999 |
| Knox Jr., Chuck | Backfield | 1942-43 |
| Kotal, Eddie | Special Teams | 1972-74 |
| Kuhlmann, Hank | Defensive Backs | 1976-79 |
| LeBeau, Dick | Defensive Quality Control | 2006-07 |
| Lewis, Eric | Offensive Coordinator | 1992-99 |
| Lewis, Sherman | Def. Assistant/Quality Control | 1992-94 |
| Lind, Jim | Linebackers | 1995-98 |
| | Linebackers | 1986-87 |
| Lindsey, Dale | Special Teams | 1975-76 |
| Lord, Bob | Offensive Backs | 1977-78 |
| | Asst. Strength & Conditioning | 1999-2009 |
| Lovat, Mark | Strength & Conditioning Coord. | 2010-17 |
| | Assistant Offensive Line | 1980 |
| | Offensive Line | 1992-98 |
| | Quarterbacks | 1992-95 |
| Mariucci, Steve | Linebackers/Special Teams | 1980 |
| Marshall, John | Linebackers | 1981-82 |
| | Assistant Offensive Line | 2014 |
| Marshall, Steve | Tight Ends | 2006-11 |
| McAdoo, Ben | Quarterbacks | 2012-13 |
| | Quarterbacks | 1999 |
| McCarthy, Mike | Offensive Backs | 1967-68 |
| McCormick, Tom | Defensive Quality Control | 2009-13 |
| McCurley, Scott | Assistant Linebackers | 2014-17 |
| | Defensive Quality Control | 2017 |
| McGarigle, Tim | Assistant Offensive Line | 2000 |
| McGeorge, Rich | Offensive Line | 1975-76 |
| McLaughlin, Leon | Offensive Line | 1975-76 |
| McLean, Ray "Scooter" | Backs | 1951-57 |
| McMillan, Ernie | Offensive Line | 1978-83 |
| Meyer, John | Linebackers | 1975-79 |
| | Defensive Coordinator | 1980-83 |
| | Assistant Offensive Line | 1982-83 |
| Meyers, Bill | Off. Assistant/Quality Control | 2000 |
| Miles, Trent | Def. Assistant/Quality Control | 2001-02 |
| Miller, Brad | Assistant Defensive Line | 2003-04 |
| | Assistant Special Teams | 2005 |
| Modzelewski, Dick | Def. Coordinator/Def. Line | 1984-87 |
| Molenda, Bo | Backs | 1947-48 |
| Montgomery, Jerry | Defensive Front Assistant | 2015-17 |

| | | |
|----------------------|-------------------------------------|-----------|
| Mornhinweg, Marty | Off. Assistant/Quality Control | 1995 |
| | Quarterbacks | 1996 |
| Morton, Chad | Special Teams Assistant | 2010-13 |
| Morton, Jack | Defensive Line | 1957-58 |
| Moseley, Dick | Outside Linebackers | 1988-91 |
| Moss, Perry | Quarterbacks | 1974 |
| Moss, Winston | Linebackers | 2006 |
| | Assistant Head Coach/Linebackers | 2007-08 |
| | Asst. Head Coach/Inside Linebackers | 2009-13 |
| | Assistant Head Coach/Linebackers | 2014 |
| | Associate Head Coach/Linebackers | 2015-17 |
| Nolting, Ray | Backs | 1950 |
| Novak, Frank | Special Teams | 2000-02 |
| | Special Teams Consultant | 2003-04 |
| Nunn, Robert | Defensive Tackles | 2005-08 |
| Ortmayer, Steve | Special Teams | 1999 |
| Paterra, Herb | Linebackers/Special Teams | 1984-85 |
| Peete, Willie | Offensive Backs/Special Teams | 1987 |
| | Offensive Backs | 1988-91 |
| Pelini, Bo | Linebackers | 2000-02 |
| Perry, Darren | Secondary-Safeties | 2009-17 |
| Philbin, Joe | Assistant Offensive Line | 2003 |
| | Tight Ends/Asst. Offensive Line | 2004-05 |
| | Offensive Line | 2006 |
| | Offensive Coordinator | 2007-11 |
| | Ends | 1950-52 |
| Plasman, Dick | Receivers/Passing Game | 1972-74 |
| Polonchek, John | Special Teams/Linebackers | 1984 |
| Priefer, Chuck | Special Teams | 1985 |
| Raih, David | Assistant Offensive Line | 2016 |
| | Offensive Perimeter | 2017 |
| Redding, Dave | Strength & Conditioning Coordinator | 2009 |
| | Asst. Strength & Conditioning | 2010 |
| Rehbein, Dick | Special Assistant | 1979-80 |
| | Special Teams | 1981-83 |
| Reid, Andy | Tight Ends/Assistant Off. Line | 1992-96 |
| | Quarterbacks | 1997-98 |
| | Backs | 1958 |
| Reid, Floyd "Breezy" | Off. Assistant/Quality Control | 1998 |
| Reynolds, Gary | Defensive Coordinator | 1992-93 |
| Rhodes, Ray | Defense | 1958 |
| Richards, Ray | Strength/Conditioning | 1991 |
| Riederer, Russ | Defensive Backs | 1984-85 |
| Riley, Ken | Offensive Coordinator | 1975-76 |
| Roach, Paul | Wide Receivers | 2006-10 |
| Robinson, Jimmy | Defensive Backs | 1968-69 |
| Robinson, Wayne | Special Assignments | 1974 |
| Roland, Johnny | Running Backs | 2004 |
| | Offensive Coordinator | 2000-05 |
| Rossley, Tom | Strength/Conditioning | 1999-2005 |
| Rubin, Barry | Assistant Offensive Line | 2001-02 |
| Ruel, Pat | Offensive Quality Control | 2009-10 |
| Rushing, John | Asst. WRs/Special Teams | 2011 |
| | Offensive Asst./Special Teams | 2012-13 |
| | Defensive Quality Control | 2014-15 |
| | Line | 1954-57 |
| Rymkus, Lou | Defensive Ends | 2005 |
| Sanders, Bob | Defensive Coordinator | 2006-08 |
| | Receivers | 1966-68 |
| Schnelker, Bob | Receivers/Passing Game | 1969-71 |
| | Offensive Coordinator | 1982-85 |
| Schottenheimer, Kurt | Defensive Backs | 2004 |
| | Secondary | 2006-08 |
| Sefcik, George | Offensive Backs | 1984-85 |
| | Quarterbacks | 1986-87 |
| | Tight Ends/Asst. Off. Line | 1997-98 |
| Sherman, Mike | Wide Receivers | 2000-04 |
| Shurmur, Fritz | Defensive Coordinator | 1994-98 |
| Simmons, Jason | Defensive/Special Teams Asst. | 2014 |
| | Assistant Special Teams | 2015-17 |

| | | |
|----------------------|-----------------------------|---------|
| Sirmans, Ben | Running Backs | 2016-17 |
| Skorich, Nick | Offensive Line | 1958 |
| Slocum, Shawn | Assistant Special Teams | 2006-08 |
| | Special Teams Coordinator | 2009-14 |
| Slowik, Bob | Defensive Backs | 2000-01 |
| | Asst. Head Coach/Def. Backs | 2002-03 |
| | Defensive Coordinator | 2004 |
| Smith, Richard "Red" | Assistant Coach | 1935-43 |
| Snyder, Bob | Backs | 1949 |
| Solari, Mike | Assistant Offensive Line | 2015 |
| Starr, Bart | Quarterbacks | 1972 |
| Stidham, Tom | Line | 1949 |
| Stock, Mike | Special Teams Coordinator | 2006-08 |



Mike Holmgren's first Packers coaching staff, in 1992, contained five future head coaches: Jon Gruden, Dick Jauron, Steve Mariucci, Andy Reid and Ray Rhodes.

| | | |
|----------------------|---------------------------------|---------------|
| Stuber, Abe | Defensive Backs | 1956 |
| Sydney, Harry | General Assistant | 1994 |
| | Running Backs | 1995-99 |
| Taylor, John "Tarz" | Line | 1950-52 |
| Thomas, Emmitt | Defensive Coordinator | 1999 |
| Tippett, Howard | Special Teams | 1988-91 |
| Tobin, Vince | Special Assistant | 2004 |
| Trafton, George | Line | 1944 |
| Trgovac, Mike | Defensive Line | 1999, 2009-17 |
| Urich, Richard "Doc" | Defensive Line | 1981-83 |
| Valesente, Bob | Linebackers | 1992-94 |
| | Defensive Backs | 1995-98 |
| Van Pelt, Alex | Running Backs | 2012-13 |
| | Quarterbacks | 2014 |
| | Quarterbacks/Wide Receivers | 2015 |
| | Quarterbacks | 2016-17 |
| Vitt, Joe | Defensive Backs | 1999 |
| vonAppen, Fred | Special Teams | 1979 |
| | Defensive Line | 1980 |
| Voris, Dick | Ends | 1961-62 |
| Wampfler, Jerry | Offensive Line | 1984-87 |
| Washington, Lionel | Assistant Defensive Backs | 1999-2004 |
| | Def. Nickel Package/Cornerbacks | 2005-08 |
| Whitt Jr., Joe | Defensive Quality Control | 2008 |
| | Secondary-Cornerbacks | 2009-17 |
| Wietecha, Ray | Offensive Line | 1965-68 |
| | Running Backs | 1969-70 |
| | Off. Assistant/Quality Control | 1999 |
| Zampese, Ken | Assistant Special Teams | 2014 |
| Zook, Ron | Special Teams Coordinator | 2015-17 |

—vonAppen resigned before first regular-season game, 1980.

FORMER GREEN BAY COACHES VS. PACKERS, 1997-2016

| Head Coach, Team | W | L | Pct | in Green Bay |
|---------------------------|-----------|-----------|-------------|---|
| *Tom Coughlin, Jax-NYG | 5 | 5 | .500 | Receivers coach, 1986-87 |
| *Andy Reid, Phi-KC | 5 | 5 | .500 | TE/offensive line asst., 1992-96; QB coach, 1997-98 |
| Jon Gruden, Oak-TB | 2 | 2 | .500 | Off. assistant, 1992; WR coach, 1993-94 |
| Mike Holmgren, Sea | 2 | 4 | .333 | Head coach, 1992-98 |
| Dick Jauron, ChiB-Det-Buf | 3 | 9 | .250 | Def. backs coach, 1986-94 |
| *Steve Mariucci, SF-Det | 3 | 9 | .250 | Quarterbacks coach, 1992-95 |
| Marty Mornhinweg, Det. | 0 | 4 | .000 | Off. assistant/quality control, 1995; QB coach, 1996 |
| *Ben McAdoo, NYG | 0 | 2 | .000 | Tight ends coach, 2006-11; QB coach, 2012-13 |
| Joe Philbin, Mia | 0 | 1 | .000 | Asst. OL, 2003; TE/asst. OL, 2004-05; OL, 2006; off. coord, 2007-11 |
| Totals | 20 | 41 | .327 | *—includes playoffs |

1921-2016

Players who have played in at least one regular-season or playoff game with the Packers; list includes years and regular-season games played

A

| | | |
|---|-------------|-----|
| Abbrederis, Jared (WR), Wisconsin | 2015-16 | 15 |
| Aberson, Cliff (E), No College | 1946 | 10 |
| Abrams, Nate (E), No College | 1921 | 1 |
| Abramson, George (G/T), Minnesota | 1925 | 10 |
| Acks, Ron (LB), Illinois | 1974-76 | 40 |
| Adams, Chet (T), Ohio State | 1943 | 10 |
| Adams, Davante (WR), Fresno State | 2014-16 | 45 |
| Adderley, Herb (CB), Michigan State | 1961-69 | 125 |
| Adkins, Bob (B), Marshall | 1940-41, 45 | 20 |
| Affholter, Erik (WR), Southern California | 1991 | 4 |
| Afflis, Dick (G), Nevada | 1951-54 | 48 |
| Agajanian, Ben (K), New Mexico | 1961 | 3 |
| Aguilar, Louie (P), Utah State | 1999 | 15 |
| Aiyewa, Victor (LB), Washington | 2013 | 5 |
| Akins, Chris (S), Arkansas-Pine Bluff | 2000-01 | 13 |
| Alcorn, Zac (TE), Black Hills State | 2006 | 6 |
| Aldridge, Ben (B), Oklahoma A&M | 1953 | 8 |
| Aldridge, Lionel (DE), Utah State | 1963-71 | 123 |
| Allen, Jake (WR), Mississippi College | 2009 | 1 |
| Allen, Kenderick (DT), Louisiana State | 2006 | 2 |
| Allerman, Kurt (LB), Penn State | 1980-81 | 29 |
| Allison, Geronimo (WR), Illinois | 2016 | 10 |
| Amsler, Marty (DE), Evansville | 1970 | 9 |
| Amundson, Norm (G), Wisconsin | 1957 | 12 |
| Anderson, Aric (LB), Millikin | 1987 | 3 |
| Anderson, Bill (TE), Tennessee | 1965-66 | 24 |
| Anderson, Donny (RB), Texas Tech. | 1966-71 | 84 |
| Anderson, John (LB), Michigan | 1978-89 | 146 |
| Anderson, Marques (S), UCLA | 2002-03 | 30 |
| Anderson, Vickey Ray (FB), Oklahoma | 1980 | 7 |
| Andruzzi, Joe (G), Southern Conn. State | 1998-99 | 23 |
| Ane, Charlie (C), Michigan State | 1981 | 15 |
| Apsit, Marger (B), Southern California | 1932 | 2 |
| Archambeau, Lester (DE), Stanford | 1990-92 | 36 |
| Arif, Billy (G/T), Wake Forest | 1989-91 | 35 |
| Ariey, Mike (T), San Diego State | 1989 | 1 |
| Arnold, Jahine (WR), Fresno State | 1999 | 1 |
| Arthur, Mike (C), Texas A&M | 1995-96 | 16 |
| Artmore, Rodney (S), Baylor | 1999 | 5 |
| Ashmore, Roger (T), Gonzaga | 1928-29 | 21 |
| Askson, Bert (TE), Texas Southern | 1975-77 | 42 |
| Atkins, Steve (RB), Maryland | 1979-81 | 19 |
| Auer, Todd (LB), Western Illinois | 1987 | 3 |
| Austin, Hise (DB), Prairie View A&M | 1973 | 9 |
| Avery, Steve (FB), Northern Michigan | 1991 | 1 |
| Aydelette, Buddy (G), Alabama | 1980 | 9 |

B

| | | |
|---|----------------|-----|
| Backman, Kennard (TE), Alabama-Birmingham | 2015 | 7 |
| Bailey, Byron (HB), Washington State | 1953 | 10 |
| Bailey, Karsten (WR), Auburn | 2002-03 | 8 |
| Bain, Bill (T), Southern California | 1975 | 14 |
| Baker, Frank (E), Northwestern | 1931 | 2 |
| Baker, Roy (B), Southern California | 1928-29 | 13 |
| Bakhtiari, David (T), Colorado | 2013-16 | 62 |
| Balasz, Frank (B), Iowa | 1939-41 | 13 |
| Baldwin, Al (E), Arkansas | 1950 | 12 |
| Banet, Herb (B), Manchester | 1937 | 7 |
| Banjo, Chris (S), Southern Methodist | 2013-16 | 37 |
| Barber, Bob (DE), Grambling State | 1976-79 | 60 |
| Barbe, Allen (G/T), Missouri Southern State | 2007-09 | 25 |
| Barclay, Don (T/G), West Virginia | 2012-13, 15-16 | 62 |
| Barker, Bryan (P), Santa Clara | 2004 | 16 |
| Barker, Roy (DE), North Carolina | 1999 | 1 |
| Barnes, Emery (DE), Oregon | 1956 | 2 |
| Barnes, Gary (E), Clemson | 1962 | 13 |
| Barnett, Nick (LB), Oregon State | 2003-10 | 107 |
| Barnett, Solon (T), Baylor | 1945-46 | 5 |
| Barragar, Nate (C), Southern Calif. | 1931-32, 34-35 | 41 |
| Barrett, Jan (E), Fresno State | 1963 | 3 |
| Barrie, Sebastian (DE), Liberty | 1992 | 3 |
| Barrington, Sam (LB), South Florida | 2013-15 | 22 |
| Barry, Al (G), Southern California | 1954, 57 | 24 |
| Barry, Kevin (T), Arizona | 2002-05 | 59 |
| Barry, Norm (B), Notre Dame | 1921 | 8 |
| Barton, Don (B), Texas | 1953 | 5 |
| Bartrum, Mike (TE), Marshall | 1995 | 4 |
| Barzulauskas, Carl (DT), Indiana | 1978-79 | 21 |
| Basing, Myrt (B), Lawrence | 1923-27 | 41 |

| | | |
|---|-----------|-----|
| Basinger, Mike (DE), California-Riverside | 1974 | 1 |
| Baxter, Lloyd (C), Southern Methodist | 1948 | 11 |
| Beach, Sanjay (WR), Colorado State | 1992 | 16 |
| Beasy, Emil (B), No College | 1924 | 1 |
| Beck, Ken (DT), Texas A&M | 1959-60 | 24 |
| Becker, Wayland (E), Marquette | 1936-38 | 30 |
| Bedell, Brad (T), Colorado | 2004 | 4 |
| Beebe, Don (WR), Chadron State | 1996-97 | 26 |
| Beekeley, Bruce (LB), Oregon | 1980 | 15 |
| Bell, Albert (WR), Alabama | 1988 | 5 |
| Bell, Ed (G/T), Indiana | 1947-49 | 35 |
| Bell, Josh (CB), Baylor | 2009 | 4 |
| Bell, Kahili (RB), UCLA | 2013 | 3 |
| Bell, Tyrone (CB), North Alabama | 1999 | 1 |
| Bennett, Earl (G), Hardin-Simmons | 1946 | 3 |
| Bennett, Edgar (RB), Florida State | 1992-96 | 80 |
| Bennett, Tony (LB), Mississippi | 1990-93 | 56 |
| Benson, Cedric (RB), Texas | 2012 | 5 |
| Berezney, Paul (T), Fordham | 1942-44 | 31 |
| Berrang, Ed (E), Villanova | 1952 | 1 |
| Berry, Connie (E), North Carolina State | 1940 | 1 |
| Berry, Ed (DB), Utah State | 1986 | 16 |
| Berry, Gary (S), Ohio State | 2000 | 4 |
| Bettencourt, Larry (C), St. Mary's (Calif.) | 1933 | 2 |
| Bettis, Tom (LB), Purdue | 1955-61 | 84 |
| Beverly, David (P), Auburn | 1975-80 | 86 |
| Bidwell, Josh (P), Oregon | 2000-03 | 64 |
| Bieberstein, Adolph (G), Wisconsin | 1926 | 1 |
| Bigby, Atari (S), Central Florida | 2005-10 | 46 |
| Bilda, Dick (B), Marquette | 1944 | 3 |
| Billups, Lewis (CB), North Alabama | 1992 | 5 |
| Biolo, John (G), Lake Forest | 1939 | 1 |
| Birney, Tom (K), Michigan State | 1979-80 | 13 |
| Bishop, Desmond (LB), California | 2007-11 | 69 |
| Blackmon, Roosevelt (CB), Morris Brown | 1998 | 3 |
| Blackmon, Will (CB), Boston College | 2006-09 | 32 |
| Blackshear, Jeff (G), Northeast Louisiana | 2002 | 1 |
| Blaine, Ed (G), Missouri | 1962 | 14 |
| Blair, Michael (RB), Ball State | 1998 | 11 |
| Bland, Carl (WR), Virginia Union | 1989-90 | 30 |
| Bloodgood, Elbert (B), Nebraska | 1930 | 3 |
| Bordford, Shaun (WR), Portland State | 2006-07 | 9 |
| Boedeker, Bill (B), Kalamazoo | 1950 | 9 |
| Boerio, Chuck (LB), Illinois | 1952 | 1 |
| Bolden, Juran (CB), Mississippi Delta | 1998 | 3 |
| Bolston, Conrad (DT), Maryland | 2007 | 1 |
| Bolton, Scott (WR), Auburn | 1988 | 4 |
| Bone, Warren (DE), Texas Southern | 1987 | 1 |
| Bono, Steve (QB), UCLA | 1997 | 2 |
| Booker, Vaughn (DE/DT), Cincinnati | 1998-99 | 30 |
| Bookout, Billy (DB), Austin | 1955-56 | 19 |
| Boone, J.R. (B), Tulsa | 1953 | 8 |
| Borak, Fritz (E), Creighton | 1938 | 1 |
| Borden, Nate (DE), Indiana | 1955-59 | 57 |
| Borgognone, Dirk (K), Pacific | 1995 | 2 |
| Bostick, Brandon (TE), Newberry | 2013-14 | 24 |
| Bowdoin, Jim (G), Alabama | 1928-31 | 45 |
| Bowen, Matt (S), Iowa | 2001-02 | 21 |
| Bowens, David (DE), Western Illinois | 2000 | 14 |
| Bowman, Ken (C), Wisconsin | 1964-73 | 123 |
| Boyersky, Jerry (NT), Pittsburgh | 1986-89 | 29 |
| Boyd, Elmo (WR), Eastern Kentucky | 1978 | 2 |
| Boyd, Greg (DE), San Diego State | 1983 | 12 |
| Boyd, Josh (DE/DT), Mississippi State | 2013-15 | 26 |
| Boykin, Jarrett (WR), Virginia Tech | 2012-14 | 39 |
| Bracken, Don (P), Michigan | 1985-90 | 8 |
| Brackins, Charlie (QB), Prairie View A&M | 1955 | 7 |
| Bradford, Carl (LB), Arizona State | 2016 | 4 |
| Bradford, Corey (WR), Jackson State | 1998-2001 | 42 |
| Bradley, Dave (G), Penn State | 1969-71 | 15 |
| Brady, Jeff (LB), Kentucky | 1992 | 8 |
| Braggs, Byron (DE), Alabama | 1981-83 | 41 |
| Branstetter, Kent (T), Houston | 1973 | 9 |
| Bratkowski, Zeke (QB), Georgia | 1963-68 | 71 |
| Bray, Ray (G), Western Michigan | 1952 | 12 |
| Breen, Gene (LB), Virginia Tech | 1964 | 6 |
| Brennan, Jack (G), Michigan | 1939 | 2 |
| Brice, Kentrell (S), Louisiana Tech | 2016 | 16 |
| Briggs, Dyrall (LB), Bowling Green State | 2010 | 5 |
| Brock, Charley (C/LB), Nebraska | 1939-47 | 92 |
| Brock, Lou (B), Purdue | 1940-45 | 58 |
| Brock, Matt (DE/DT), Oregon | 1989-94 | 76 |
| Brockington, John (RB), Ohio State | 1971-77 | 85 |
| Brooks, Barrett (T), Kansas State | 2002 | 2 |
| Brooks, Buckley (CB), North Carolina | 1996-97 | 5 |
| Brooks, Robert (WR), South Carolina | 1992-98 | 96 |

| | | |
|--|------------------|-----|
| Bross, Mal (B), Gonzaga | 1927 | 2 |
| Broussard, Steve (P), Southern Mississippi | 1975 | 4 |
| Brown, Aaron (DE), Minnesota | 1973-74 | 10 |
| Brown, Allen (TE), Mississippi | 1966-67 | 19 |
| Brown, Bob (DT), Arkansas AM&N | 1966-73 | 104 |
| Brown, Buddy (G), Arkansas | 1953-56 | 47 |
| Brown, Carlos (QB), Pacific | 1975-76 | 26 |
| Brown, Dave (CB), Michigan | 1987-89 | 44 |
| Brown, Gary (T), Georgia Tech | 1994-96 | 25 |
| Brown, Gilbert (DT), Kansas | 1993-99, 2001-03 | 125 |
| Brown, Jonathan (DE), Tennessee | 1998 | 4 |
| Brown, Ken (C), New Mexico | 1980 | 7 |
| Brown, Robert (LB/DE), Virginia Tech | 1982-92 | 164 |
| Brown, Tim (HB), Ball State | 1959 | 1 |
| Brown, Tom (DB), Maryland | 1964-68 | 70 |
| Browner, Ross (DE/NT), Notre Dame | 1987 | 11 |
| Bruder, Hank (B), Northwestern | 1931-39 | 98 |
| Brunell, Mark (QB), Washington | 1994 | 2 |
| Bucchianeri, Mike (G), Indiana | 1941, 44-45 | 14 |
| Buchanan, Willie (CB), San Diego State | 1972-78 | 80 |
| Buck, Cub (T), Wisconsin | 1921-25 | 49 |
| Buckley, Terrell (CB), Florida State | 1992-94 | 46 |
| Buhler, Larry (B), Minnesota | 1939-41 | 21 |
| Bulaga, Bryan (T), Iowa | 2010-12, 14-16 | 80 |
| Buland, Walt (T), No College | 1924 | 1 |
| Bulough, Hank (G), Michigan State | 1955, 58 | 20 |
| Bultman, Art (C), Marquette | 1932-34 | 37 |
| Burgess, Ronnie (DB), Wake Forest | 1985 | 7 |
| Burnett, Morgan (S), Georgia Tech | 2010-16 | 90 |
| Burnette, Reggie (LB), Houston | 1991 | 3 |
| Burnis, Paul (G), Oklahoma | 1949-51 | 29 |
| Burrow, Curtis (K), Central Arkansas | 1988 | 1 |
| Burrow, Jim (DB), Nebraska | 1976 | 3 |
| Bush, Blair (C), Washington | 1989-91 | 48 |
| Bush, Jarrett (CB/S), Utah State | 2006-14 | 137 |
| Butler, Bill (B), Tennessee-Chattanooga | 1959 | 11 |
| Butler, Frank (C/T), Michigan State | 1934-36, 38 | 26 |
| Butler, LeRoy (CB/S), Florida State | 1990-2001 | 181 |
| Butler, Mike (DE), Kansas | 1977-82, 85 | 95 |

C

| | | |
|---|----------------|-----|
| Cabral, Brian (LB), Colorado | 1980 | 7 |
| Cade, Mossy (DB), Texas | 1985-86 | 30 |
| Caffey, Lee Roy (LB), Texas A&M | 1964-69 | 83 |
| Cahoon, Ivan (T), Gonzaga | 1926-29 | 31 |
| Caldwell, David (NT), Texas Christian | 1987 | 3 |
| Campbell, Rich (QB), California | 1981-84 | 7 |
| Campan, James (C), Tulane | 1989-93 | 61 |
| Candeano, Tony (B), Gonzaga | 1941-44, 46-52 | 116 |
| Cannava, Al (B), Boston College | 1950 | 1 |
| Cannon, Mark (C), Texas-Arlington | 1984-89 | 68 |
| Capp, Dick (TE/LB), Boston College | 1967 | 2 |
| Capuzzi, Jim (B), Cincinnati | 1955-56 | 9 |
| Carey, Joe (G), Illinois Tech | 1921 | 6 |
| Carlson, Wes (G), St. John's | 1926 | 4 |
| Car michael, Al (HB), Southern California | 1953-58 | 68 |
| Carpenter, Lew (B), Arkansas | 1959-63 | 66 |
| Carr, Fred (LB), Texas-El Paso | 1968-77 | 140 |
| Carreker, Alphonso (DE), Florida State | 1984-88 | 72 |
| Carroll, Ahmad (CB), Arkansas | 2004-06 | 34 |
| Carroll, Leo (DE), San Diego State | 1968 | 6 |
| Carruth, Paul Ott (RB), Alabama | 1986-88 | 43 |
| Carter, Carl (CB), Texas Tech | 1992 | 7 |
| Carter, Jim (LB), Minnesota | 1970-75, 77-78 | 106 |
| Carter, Joe (E), Southern Methodist | 1942 | 11 |
| Carter, Mike (WR), Sacramento State | 1970 | 2 |
| Carter, Tony (FB), Minnesota | 2002 | 12 |
| Casper, Charley (B), Texas Christian | 1934 | 1 |
| Cassidy, Ron (WR), Utah State | 1979-81, 83-84 | 60 |
| Cecil, Chuck (S), Arizona | 1988-92 | 66 |
| Chandler, Don (K), Florida | 1965-67 | 42 |
| Chatman, Antonio (WR/KR), Cincinnati | 2003-05 | 48 |
| Cheek, Louis (T), Texas A&M | 1991 | 12 |
| Cherry, Bill (C), Middle Tennessee State | 1986-87 | 28 |
| Chesley, Francis (LB), Wyoming | 1978 | 1 |
| Childs, Henry (TE), Kansas State | 1984 | 3 |
| Chillar, Brandon (LB), UCLA | 2008-10 | 34 |
| Chmura, Mark (TE), Boston College | 1993-99 | 89 |
| Choate, Putt (LB), Southern Methodist | 1987 | 2 |
| Christman, Paul (QB), Missouri | 1950 | 11 |
| Cifelli, Gus (T), Notre Dame | 1953 | 12 |
| Cifers, Bob (B), Tennessee | 1949 | 9 |
| Clancy, Jack (WR), Michigan | 1970 | 14 |
| Clanton, Chuck (DB), Auburn | 1985 | 3 |
| Claridge, Dennis (QB), Nebraska | 1965 | 1 |
| Clark, Allan (RB), Northern Arizona | 1982 | 5 |

| | | |
|--|----------------|-----|
| Clark, Greg (LB), Arizona State | 1991 | 2 |
| Clark, Jessie (FB), Arkansas | 1983-87 | 60 |
| Clark, Kenny (DT), UCLA | 2016 | 16 |
| Clark, Vinnie (CB), Ohio State | 1991-92 | 32 |
| Clavelle, Shannon (DE), Colorado | 1995-97 | 15 |
| Clayton, Mark (WR), Louisville | 1993 | 16 |
| Clemens, Bob (FB), Georgia | 1955 | 2 |
| Clemens, Cal (B), Southern California | 1936 | 9 |
| Clemsons, Ray (G), St. Mary's (Calif.) | 1947 | 9 |
| Clifton, Chad (T), Tennessee | 2000-11 | 165 |
| Clinton-Dix, Ha Ha (S), Alabama | 2014-16 | 48 |
| Cloud, Jack (FB), William & Mary | 1950-51 | 13 |
| Cobb, Randall (WR), Kentucky | 2011-16 | 81 |
| Cobb, Reggie (RB), Tennessee | 1994 | 16 |
| Cody, Ed (B), Purdue | 1947-48 | 20 |
| Coffey, Junior (RB), Washington | 1965 | 13 |
| Coffman, Paul (TE), Kansas State | 1978-85 | 119 |
| Cole, Colin (DT), Iowa | 2004-08 | 57 |
| Coleman, Keo (LB), Mississippi State | 1993 | 12 |
| Colledge, Daryn (G/T), Boise State | 2006-10 | 80 |
| Collier, Steve (T), Bethune-Cookman | 1987 | 10 |
| Collins, Albin (HB), Louisiana State | 1951 | 7 |
| Collins, Bobby (TE), North Alabama | 2001 | 4 |
| Collins, Brett (LB), Washington | 1992-93 | 15 |
| Collins, Mark (CB), Cal State-Fullerton | 1997 | 1 |
| Collins, Nick (S), Bethune-Cookman | 2005-11 | 95 |
| Collins, Patrick (RB), Oklahoma | 1988 | 5 |
| Collins, Shawn (WR), Northern Arizona | 1993 | 4 |
| Combs, Derek (CB), Ohio State | 2003 | 8 |
| Comp, Irv (B), St. Benedict's | 1943-49 | 69 |
| Compton, Chuck (DB), Boise State | 1987 | 2 |
| Comstock, Rudy (G), Georgetown | 1931-33 | 40 |
| Concannon, Jack (QB), Boston College | 1974 | 14 |
| Cone, Fred (FB/K), Clemson | 1951-57 | 82 |
| Conway, Dave (K), Texas | 1971 | 1 |
| Cook, James (G), Notre Dame | 1921 | 2 |
| Cook, Jared (TE), South Carolina | 2016 | 10 |
| Cook, Kelly (RB), Oklahoma State | 1987 | 11 |
| Cook, Ted (E/DB), Alabama | 1948-50 | 35 |
| Cooke, Bill (DE), Massachusetts | 1975 | 5 |
| Cooks, Kerry (S), Iowa | 1998 | 9 |
| Cooney, Mark (LB), Colorado | 1974 | 13 |
| Copeland, Russell (WR), Memphis | 1998 | 3 |
| Corker, John (LB), Oklahoma State | 1988 | 2 |
| Coston, Junius (T/G), North Carolina A&T | 2005-07 | 16 |
| Coughlin, Frank (T), Notre Dame | 1921 | 5 |
| Coutre, Larry (HB), Notre Dame | 1950, 53 | 19 |
| Cox, Ron (LB), Fresno State | 1996 | 16 |
| Crabtree, Tom (TE), Miami (Ohio) | 2010-12 | 46 |
| Craig, Larry (E/B), South Carolina | 1939-49 | 121 |
| Crawford, Keith (CB/WR), Howard Payne | 1995, 99 | 13 |
| Cremer, Ted (E), Auburn | 1948 | 3 |
| Crenshaw, Leon (DT), Tuskegee | 1968 | 10 |
| Crimmins, Bernie (G/B), Notre Dame | 1945 | 6 |
| Crockett, John (RB), North Dakota State | 2015 | 2 |
| Croft, Milburn (T), Ripon | 1942-47 | 51 |
| Cronin, Tommy (HB), Marquette | 1922 | 5 |
| Crosby, Mason (K), Colorado | 2007-16 | 160 |
| Croston, Dave (T), Iowa | 1988 | 16 |
| Crouse, Ray (RB), Nevada-Las Vegas | 1984 | 16 |
| Crowley, Jim (HB), Notre Dame | 1925 | 3 |
| Crutcher, Tommy (LB), Texas Christian | 1964-67, 71-72 | 80 |
| Cuff, Ward (B), Marquette | 1947 | 10 |
| Culbreath, Jim (FB), Oklahoma | 1977-79 | 29 |
| Culver, Al (T), Notre Dame | 1932 | 1 |
| Culver, Tyrone (S), Fresno State | 2006 | 14 |
| Cumby, George (LB), Oklahoma | 1980-85 | 80 |
| Curcio, Mike (LB), Temple | 1983 | 13 |
| Currie, Dan (LB), Michigan State | 1958-64 | 90 |
| Curry, Bill (C), Georgia Tech | 1965-66 | 28 |
| Curry, Scott (T), Montana | 1999 | 5 |
| Cvercko, Andy (G), Northwestern | 1960 | 12 |
| Cyre, Hector (T), Gonzaga | 1926 | 10 |

D

| | | |
|--|---------|-----|
| Dahms, Tom (T), San Diego State | 1955 | 12 |
| Dale, Carroll (WR), Virginia Tech | 1965-72 | 111 |
| Danelo, Joe (K), Washington State | 1975 | 12 |
| Daniell, Averell (T), Pittsburgh | 1937 | 5 |
| Daniels, Mike (DE/DT), Iowa | 2012-16 | 78 |
| Danjan, Ernie (LB), Auburn | 1957 | 12 |
| Darkins, Chris (RB), Minnesota | 1997 | 14 |
| Darling, Bernard (C), Beloit | 1927-31 | 36 |
| Davenport, Bill (HB), Hardin-Simmons | 1931 | 2 |
| Davenport, Najeh (RB/FB), Miami (Fla.) | 2002-05 | 39 |
| Davey, Don (DE/DT), Wisconsin | 1991-94 | 50 |

ALL-TIME PLAYERS -
BROSS-DAVEY

COMMUNITY
ADMIN. &
COACHES

VETERANS

DRAFT &
FREE AGENTS

2016 REVIEW

ALL-TIME
PACKERS

LAMBEAU
FIELD

MISC.

| | | |
|---|----------------|-----|
| Davidson, Ben (DE), Washington | 1961 | 14 |
| Davis, Anthony (LB), Utah | 1999 | 14 |
| Davis, Dave (WR), Tennessee A&I | 1971-72 | 24 |
| Davis, Harper (B), Mississippi State | 1951 | 12 |
| Davis, Kenneth (RB), Texas Christian | 1986-88 | 35 |
| Davis, Krile (RB), Arkansas | 2016 | 2 |
| Davis, Paul (G), Marquette | 1922 | 7 |
| Davis, Ralph (G), Wisconsin | 1947-48 | 22 |
| Davis, Rob (LS), Shippensburg | 1997-2007 | 167 |
| Davis, Trevor (WR), California | 2016 | 11 |
| Davis, Tyrone (TE), Virginia | 1997-2002 | 69 |
| Davis, Willie (DE), Grambling State | 1960-69 | 138 |
| Dawson, Dale (K), Eastern Kentucky | 1988 | 4 |
| Dawson, Gib (HB), Texas | 1953 | 7 |
| Dean, Walter (FB), Grambling State | 1991 | 9 |
| Deeks, Don (T), Texas | 1948 | 8 |
| Dees, Bob (T), Southwest Missouri State | 1952 | 9 |
| Deegrate, Tony (DE), Texas | 1985 | 1 |
| Del Gaizo, Jim (QB), Tampa | 1973 | 8 |
| Del Greco, Al (K), Auburn | 1984-87 | 46 |
| DeLisle, Jim (DT), Wisconsin | 1971 | 9 |
| Dellenbach, Jeff (C/G), Wisconsin | 1996-98 | 33 |
| DeLuca, Tony (NT), Rhode Island | 1984 | 1 |
| Dendy, Patrick (CB), Rice | 2005-06 | 16 |
| Dennard, Preston (WR), New Mexico | 1985 | 16 |
| Dent, Burnell (LB), Tulane | 1986-92 | 95 |
| Deschaine, Dick (P), No College | 1955-57 | 36 |
| Detmer, Ty (QB), Brigham Young | 1993, 95 | 7 |
| Dickey, Lynn (QB), Kansas State | 1976-77, 79-85 | 105 |
| Didier, Clint (TE), Portland State | 1988-89 | 31 |
| Dietch-Smith, Evan (G/C), Idaho State | 2009, 11-13 | 61 |
| Diggs, Na'il (LB), Ohio State | 2000-05 | 84 |
| Dillon, Bobby (DB), Texas | 1952-59 | 94 |
| Dilweg, Anthony (QB), Duke | 1989-90 | 18 |
| Dilweg, Lavvie (E), Marquette | 1927-34 | 98 |
| Dimler, Rich (DT), Southern California | 1980 | 3 |
| Dingle, Antonio (DT), Virginia | 1999 | 6 |
| DiPietro, Ray (G), Ohio State | 1950-51 | 18 |
| Disend, Leo (T), Albright | 1940 | 5 |
| Dittrich, John (G), Wisconsin | 1959 | 12 |
| Don Carlos, Waldo (C), Drake | 1931 | 12 |
| D'Onofrio, Mark (LB), Penn State | 1992 | 2 |
| Donohoe, Mike (TE), San Francisco | 1973-74 | 27 |
| Dorleant, Makinton (CB), Northern Iowa | 2016 | 4 |
| Dorsett, Matthew (CB), Southern Univ. | 1995 | 10 |
| Dorsey, Dean (K), Toronto | 1988 | 3 |
| Dorsey, John (LB), Connecticut | 1984-88 | 76 |
| Dorsey, Kevin (WR), Maryland | 2014 | 3 |
| Dotson, Earl (T), Texas A&I | 1993-2002 | 120 |
| Dotson, Santana (DT), Baylor | 1996-2001 | 88 |
| Douglass, Bobby (QB), Kansas | 1978 | 12 |
| Douglass, Mike (LB), San Diego State | 1978-85 | 119 |
| Dowden, Corey (CB), Tulane | 1996 | 9 |
| Dowden, Steve (T), Baylor | 1952 | 12 |
| Dowler, Boyd (WR), Colorado | 1959-69 | 150 |
| Dowling, Brian (QB), Yale | 1977 | 2 |
| Drechsler, Dave (G), North Carolina | 1983-84 | 32 |
| Dreyer, Wally (B), Wisconsin | 1950 | 12 |
| Driver, Donald (WR), Alcorn State | 1999-2012 | 205 |
| Drost, Jeff (DT), Iowa | 1987 | 2 |
| Drulis, Chuck (G), Temple | 1950 | 11 |
| Duckett, Forey (CB), Nevada | 1994 | 3 |
| Duford, Wilfred (B), Marquette | 1924 | 3 |
| Duhart, Paul (B), Florida | 1944 | 8 |
| Dukes, Jamie (C), Florida State | 1994 | 6 |
| DuMoe, Bill (E), No College | 1921 | 6 |
| Dunaway, Dave (WR), Duke | 1968 | 2 |
| Duncan, Ken (P), Tulsa | 1971 | 2 |
| Dunn, Red (B), Marquette | 1927-31 | 58 |
| Dunningan, Pat (E), Minnesota | 1922 | 2 |

E

| | | |
|--------------------------------------|-----------|-----|
| Ealy, Biren (WR), Houston | 2009 | 1 |
| Earhart, Ralph (B), Texas Tech | 1948-49 | 24 |
| Earp, Jug (C), Monmouth | 1922-32 | 120 |
| Eason, Roger (G), Oklahoma | 1949 | 12 |
| Ecker, Ed (T), John Carroll | 1950-51 | 19 |
| Edwards, Antuan (CB/S), Clemson | 1999-2003 | 53 |
| Edwards, Earl (DT), Wichita State | 1979 | 9 |
| Ellerson, Gary (FB), Wisconsin | 1985-86 | 31 |
| Elliott, Carlton (E), Virginia | 1951-54 | 48 |
| Elliott, Jayrone (LB), Toledo | 2014-16 | 38 |
| Elliott, Tony (DB), Central Michigan | 1987 | 1 |
| Ellis, Gerry (FB), Missouri | 1980-86 | 103 |
| Ellis, Ken (CB), Southern Univ. | 1970-75 | 83 |
| Enderle, Dick (G), Minnesota | 1976 | 3 |

| | | |
|--|----------|----|
| Engebretsen, Paul (G), Northwestern | 1934-41 | 64 |
| Engelmann, Wuert (B), South Dakota State | 1930-33 | 44 |
| Enright, Rex (FB), Notre Dame | 1926-27 | 19 |
| Epps, Phillip (WR), Texas Christian | 1982-88 | 85 |
| Estep, Mike (G), Bowling Green State | 1987 | 1 |
| Ethridge, Joe (T), Southern Methodist | 1949 | 12 |
| Evans, Dick (E), Iowa | 1940, 43 | 17 |
| Evans, Doug (CB), Louisiana Tech | 1993-97 | 79 |
| Evans, Jack (B), California | 1929 | 3 |
| Evans, Lon (G), Texas Christian | 1933-37 | 57 |
| Evans, Marwin (S), Utah State | 2016 | 16 |

F

| | | |
|--|----------------|-----|
| Fackrell, Kyle (LB), Utah State | 2016 | 13 |
| Falkenstein, Tony (FB), St. Mary's (Calif.) | 1943 | 10 |
| Fanucci, Mike (DE), Arizona State | 1974 | 13 |
| Faverty, Hal (C/LB), Wisconsin | 1952 | 11 |
| Favre, Brett (QB), Southern Mississippi | 1992-2007 | 255 |
| Faye, Allen (E), Marquette | 1922 | 1 |
| Feasel, Greg (T), Abilene Christian | 1986 | 15 |
| Feathers, Beattie (B), Tennessee | 1940 | 1 |
| Ferguson, Howie (FB), No College | 1953-58 | 65 |
| Ferguson, Robert (WR), Texas A&M | 2001-06 | 60 |
| Ferragamo, Vince (QB), Nebraska | 1986 | 3 |
| Ferrario, Bill (G), Wisconsin | 2002 | 16 |
| Ferry, Lou (T), Villanova | 1949 | 12 |
| Finley, Jermichael (TE), Texas | 2008-13 | 70 |
| Finnin, Tom (T), Detroit | 1957 | 3 |
| Fisher, Tony (RB), Notre Dame | 2002-05 | 60 |
| Fitzgerald, Kevin (TE), Wisconsin-Eau Claire | 1987 | 1 |
| Fitzgibbon, Paul (B), Creighton | 1930-32 | 24 |
| Flaherty, Dick (E), Marquette | 1926 | 12 |
| Flanagan, Mike (CT), UCLA | 1998-2005 | 98 |
| Flanigan, Jim (LB), Pittsburgh | 1967-70 | 40 |
| Flanigan, Jim (DT), Notre Dame | 2001 | 16 |
| Fleming, Mary (TE), Utah | 1963-69 | 95 |
| Flinn, Ryan (P), Central Florida | 2005 | 2 |
| Flowers, Bob (C/LB), Texas Tech | 1942-49 | 63 |
| Floyd, Bobby Jack (FB), Texas Christian | 1952 | 12 |
| Flynn, Matt (QB), Louisiana State | 2008-11, 13-14 | 46 |
| Flynn, Tom (S), Pittsburgh | 1984-86 | 38 |
| Folkles, Lee (DE), Washington | 1961 | 14 |
| Fontenot, Herman (RB), Louisiana State | 1989-90 | 30 |
| Fontenot, Therrian (CB), Fresno State | 2005 | 1 |
| Ford, Len (DE), Michigan | 1958 | 11 |
| Ford, Trevor (CB), Troy | 2009 | 3 |
| Forester, Bill (LB), Southern Methodist | 1953-63 | 138 |
| Forte, Aldo (G), Montana | 1947 | 10 |
| Forte, Bob (B), Arkansas | 1946-53 | 80 |
| Francies, Chris (WR), Texas-El Paso | 2006-07 | 8 |
| Francis, Joe (B), Oregon State | 1958-59 | 24 |
| Francois, Robert (LB), Boston College | 2010-13 | 39 |
| Franklin, Johnathan (RB), UCLA | 2013 | 11 |
| Frankowski, Ray (G), Washington | 1945 | 2 |
| Franks, Bubba (TE), Miami (Fla.) | 2000-07 | 114 |
| Franta, Herb (T), St. Thomas | 1930 | 2 |
| Franz, Nolan (WR), Tulane | 1986 | 1 |
| Franz, Todd (S), Tulsa | 2002, 05 | 7 |
| Frase, Paul (DE), Syracuse | 1997 | 9 |
| Freeman, Antonio (WR), Virginia Tech | 1995-2001, 03 | 116 |
| Freeman, Bob (DB), Auburn | 1959 | 12 |
| Fries, Sherwood (G/LB), Colorado State | 1943 | 5 |
| Fritsch, Ted (B), Stevens Point Teachers | 1942-50 | 99 |
| Frost, Derrick (P), Northern Iowa | 2008 | 12 |
| Frutig, Ed (E), Michigan | 1941, 45 | 9 |
| Fuller, Curtis (S), Texas Christian | 2003-04 | 10 |
| Fuller, Joe (CB), Northern Iowa | 1991 | 16 |
| Fullwood, Brent (RB), Auburn | 1987-90 | 45 |
| Fusina, Chuck (QB), Penn State | 1986 | 7 |

G

| | | |
|--|----------|-----|
| Gabbard, Steve (T), Florida State | 1991 | 4 |
| Gado, Samkon (LB), Liberty | 2005-06 | 9 |
| Galbraith, Scott (TE), Southern California | 1998 | 1 |
| Galbreath, Harry (G), Tennessee | 1993-95 | 48 |
| Gantenbein, Milt (E), Wisconsin | 1931-40 | 103 |
| Garcia, Eddie (K), Southern Methodist | 1983-84 | 19 |
| Gardella, Anthony (B), Holy Cross | 1923 | 7 |
| Gardner, Milton (G), Wisconsin | 1922-26 | 55 |
| Gardner, Rod (WR), Clemson | 2005 | 2 |
| Garrett, Bob (QB), Stanford | 1954 | 9 |
| Garrett, Len (TE), New Mexico Highlands | 1971-73 | 30 |
| Gassert, Ron (DT), Virginia | 1962 | 10 |
| Gaston, Bruce (DT), Purdue | 2015 | 2 |
| Gatewood, Lester (C), Baylor | 1946-47 | 23 |
| Gavin, Buck (B), Syracuse | 1921, 23 | 9 |

| | | |
|---|---------|-----------|
| Gaydos, Kent (WR), Florida State | 1975 | 4 |
| Gbaja-Biamila, Kabeer (DE), San Diego State | 2000-08 | 124 |
| Gerhart, Garth (C), Arizona State | 2014 | 2 |
| Getty, Charlie (T), Penn State | 1983 | 15 |
| Giacomini, Breno (T), Louisville | 2008 | 1 |
| Gibson, Paul (WR), Texas-El Paso | 1972 | 1 |
| Gillette, Jim (B), Virginia | 1947 | 10 |
| Gillingham, Gale (G), Minnesota | 1966-74 | 76 128 |
| Gillis, Willie (QB), Norfolk State | 1987 | 1 |
| Giordano, Matt (S), California | 2009 | 5 |
| Girard, Jug (B), Wisconsin | 1948-51 | 46 |
| Gizzi, Chris (LB), Air Force | 2000-01 | 23 |
| Glass, Leland (WR), Oregon | 1972-73 | 26 |
| Glenn, Terry (WR), Ohio State | 2002 | 15 |
| Glick, Eddie (B), Marquette | 1921-22 | 6 |
| Goforth, Derrel (G/C), Oklahoma State | 1977-82 | 85 |
| Goldenberg, Charles (G/B), Wisconsin | 1933-45 | 120 |
| Goode, Brett (LS), Arkansas | 2008-16 | 142 |
| Goodman, Herbert (RB), Graceland | 2000-01 | 12 |
| Goodman, Les (RB), Yankton | 1973-74 | 19 |
| Goodnight, Clyde (E), Tulsa | 1945-49 | 38 |
| Goodson, Demetri (CB), Baylor | 2014-16 | 26 |
| Gordon, Darrien (CB/KR), Stanford | 2002 | 13 |
| Gordon, Dick (WR), Michigan State | 1973 | 2 |
| Gordon, Lou (T), Illinois | 1936-37 | 22 |
| Gordy, Josh (CB), Central Michigan | 2010 | 2 |
| Gorgal, Ken (DB), Purdue | 1956 | 5 |
| Grabowski, Jim (RB), Illinois | 1966-70 | 63 |
| Graham, Jay (RB), Tennessee | 2002 | 3 |
| Grant, David (DE), West Virginia | 1993 | 7 |
| Grant, Ryan (RB), Notre Dame | 2007-12 | 67 |
| Gray, Cecil (T), North Carolina | 1992 | 2 |
| Gray, Jack (E), No College | 1923 | 1 |
| Gray, Johnnie (S), Cal State-Fullerton | 1975-83 | 124 |
| Green, Ahman (RB), Nebraska | 2000-06 | 09 104 |
| Green, Alex (RB), Hawaii | 2011-12 | 16 |
| Green, Howard (DE/NT), Louisiana State | 2010-11 | 25 |
| Green, Jessie (WR), Tulsa | 1976 | 1 |
| Greene, Tiger (S), Western Carolina | 1986-90 | 72 |
| Greeney, Norm (G), Notre Dame | 1933 | 7 |
| Greenfield, Tom (C/LB), Arizona | 1939-41 | 22 |
| Greenwood, David (S), Wisconsin | 1986 | 9 |
| Gregg, Forrest (T), Southern Methodist | 1956 | 58-70 187 |
| Gremmingner, Hank (DB), Baylor | 1958-65 | 123 |
| Griffen, Harold (C), Iowa | 1928 | 5 |
| Grimes, Billy (HB), Oklahoma A&M | 1950-52 | 36 |
| Grimm, Dan (G), Colorado | 1963-65 | 42 |
| Gros, Earl (FB), Louisiana State | 1962-63 | 28 |
| Grove, Roger (B), Michigan State | 1931-35 | 51 |
| Gruber, Bob (T), Pittsburgh | 1987 | 1 |
| Gueno, Jim (LB), Tulane | 1976-80 | 75 |
| Guion, Letroy (DT), Florida State | 2014-16 | 44 |
| Gunter, LaDarius (CB), Miami (Fla.) | 2015-16 | 24 |

H

| | | |
|--|-----------|-------|
| Hackbart, Dale (DB), Wisconsin | 1960-61 | 14 |
| Hackett, Joey (TE), Elon | 1987-88 | 20 |
| Haddix, Michael (FB), Mississippi State | 1989-90 | 32 |
| Hadl, John (QB), Kansas | 1974-75 | 22 |
| Haley, Darryl (T), Utah | 1988 | 13 |
| Hall, Charlie (CB), Pittsburgh | 1971-76 | 83 |
| Hall, Corey (FB), Boise State | 2007-10 | 48 |
| Hall, Lamont (TE), Clemson | 1999 | 14 |
| Hall, Mark (DE), Southwestern Louisiana | 1989-90 | 10 |
| Hallstrom, Ron (G), Iowa | 1982-92 | 162 |
| Hamilton, Ruffin (LB), Tulane | 1994 | 5 |
| Hampton, Dave (RB), Wyoming | 1969-71 | 33 |
| Hanner, Dave (DT), Arkansas | 1952-64 | 160 |
| Hanny, Frank (T), Indiana | 1930 | 2 |
| Hansen, Don (LB), Illinois | 1976-77 | 20 |
| Hansen, Hal (FB/E), Minnesota | 1923 | 1 |
| Hanson, Chris (P), Marshall | 1999 | 1 |
| Harden, Derrick (WR), Eastern New Mexico | 1987 | 3 |
| Harden, Leon (S), Texas-El Paso | 1970 | 8 |
| Harding, Roger (C), California | 1949 | 6 |
| Hardy, Kevin (DT), Notre Dame | 1970 | 14 |
| Hargrove, James (RB), Wake Forest | 1987 | 2 |
| Harper, Chris (WR), Kansas State | 2013 | 4 |
| Harrell, Graham (OB), Texas Tech | 2012 | 4 |
| Harrell, Justin (DT/DE), Tennessee | 2007-08 | 10 14 |
| Harrell, Willard (RB), Pacific | 1975-77 | 40 |
| Harris, AI (CB), Texas A&M-Kingsville | 2003-09 | 102 |
| Harris, Alonzo (RB), Louisiana-Lafayette | 2015 | 6 |
| Harris, Bernardo (LB), North Carolina | 1995-2001 | 111 |
| Harris, Corey (WR/CB/KR), Vanderbilt | 1992-94 | 37 |
| Harris, DuJuan (RB), Troy | 2012 | 14 19 |

| | | |
|---|-----------|-----------|
| Harris, Jack (B), Wisconsin | 1925-26 | 21 |
| Harris, Jackie (TE), Northeast Louisiana | 1990-93 | 60 |
| Harris, Leotis (G), Arkansas | 1978-83 | 74 |
| Harris, Raymond (RB), Ohio State | 1998 | 8 |
| Harris, Tim (LB), Memphis | 1986-90 | 76 |
| Harris, William (TE), Bishop | 1990 | 4 |
| Harrison, Anthony (DB), Georgia Tech | 1987 | 3 |
| Hart, Doug (DB), Texas-Arlington | 1964-71 | 112 |
| Hartnett, Perry (G), Southern Methodist | 1987 | 1 |
| Hartwig, Keith (WR), Arizona | 1977 | 4 |
| Harvey, Maurice (S), Ball State | 1981-83 | 29 |
| Hasselbeck, Matt (QB), Boston College | 1999-2000 | 32 |
| Hathcock, Dave (DB), Memphis | 1966 | 14 |
| Hauck, Tim (S), Montana | 1991-94 | 58 |
| Havig, Dennis (G), Colorado | 1977 | 7 |
| Havner, Spencer (LB/TE), UCLA | 2008-10 | 21 |
| Hawk, A.J. (LB), Ohio State | 2006-14 | 142 |
| Hawkins, Josh (CB), East Carolina | 2016 | 11 |
| Hawkins, Mike (CB), Oklahoma | 2005 | 11 |
| Hawthorne, Michael (CB/S), Purdue | 2003-04 | 30 |
| Haycraft, Ken (E), Minnesota | 1930 | 1 |
| Hayden, Aaron (RB), Tennessee | 1997 | 14 |
| Hayes, Chris (S), Washington State | 1996 | 2 |
| Hayes, Dave (E), Notre Dame | 1921-22 | 13 |
| Hayes, Gary (DB), Fresno State | 1984-86 | 42 |
| Hayes, Norb (E), Marquette | 1923 | 6 |
| Hayhoe, Bill (T), Southern California | 1969-73 | 61 |
| Hays, George (DE), St. Bonaventure | 1953 | 9 |
| Hayward, Casey (CB), Vanderbilt | 2012-15 | 51 |
| Hearden, Les (HB), St. Ambrose | 1924 | 2 |
| Hearden, Tom (B), Notre Dame | 1927-28 | 5 |
| Heath, Stan (QB), Nevada | 1949 | 12 |
| Hefner, Larry (LB), Clemson | 1972-75 | 34 |
| Heimburger, Craig (G), Missouri | 1999 | 2 |
| Held, Paul (DB), San Jose State | 1955 | 2 |
| Helluni, Jerry (DT), Tulane | 1954-57 | 48 |
| Henderson, William (FB), North Carolina | 1995-2006 | 188 |
| Hendrian, Dutch (CB), Princeton | 1924 | 11 |
| Hendricks, Ted (LB), Miami (Fla.) | 1974 | 14 |
| Henry, Urban (DT), Georgia Tech | 1963 | 14 |
| Henrich, Craig (P), Notre Dame | 1994-97 | 64 |
| Herber, Arnie (B), Regis | 1930-40 | 109 |
| Herron, Noah (RB), Northwestern | 2005-06 | 21 |
| Hickman, Larry (FB), Baylor | 1960 | 12 |
| Highsmith, Don (RB), Michigan State | 1973 | 7 |
| Hill, Don (B), Stanford | 1929 | 3 |
| Hill, Jim (DB), Texas A&I | 1972-74 | 41 |
| Hill, Michael (RB), Missouri Western State | 2013 | 2 |
| Hill, Nate (DE), Auburn | 1988 | 4 |
| Hilton, John (TE), Richmond | 1970 | 14 |
| Himes, Dick (T), Ohio State | 1968-77 | 135 |
| Hinkle, Clarke (FB), Bucknell | 1932-41 | 113 |
| Hinte, Hal (E), Pittsburgh | 1942 | 1 |
| Hobbins, Jim (G), Minnesota | 1987 | 3 |
| Hodge, Abdul (LB), Iowa | 2006 | 8 |
| Hoffman, Gary (T), Santa Clara | 1984 | 1 |
| Holiday, Carlyle (WR), Notre Dame | 2006-07 | 5 |
| Holland, Darion (DT/DE), Colorado | 1995-97 | 42 |
| Holland, Johnny (LB), Texas A&M | 1987-93 | 103 |
| Holler, Ed (LB), South Carolina | 1963 | 2 |
| Holliday, Ronnie (DE), North Carolina | 1998-2002 | 66 |
| Hollinquest, Lamont (LB), Southern California | 1996-98 | 46 |
| Holmberg, Rob (LB), Penn State | 2001 | 4 |
| Holmes, Darick (RB), Portland State | 1998 | 11 |
| Holmes, Jerry (CB), West Virginia | 1990-91 | 29 |
| Hood, Estus (DB), Illinois State | 1978-84 | 104 |
| Hope, Charles (G), Central (Ohio) State | 1994 | 6 |
| Horn, Don (DB), San Diego State | 1967-70 | 20 |
| Hornung, Paul (B), Notre Dame | 1957-62 | 64-66 104 |
| Horton, Jason (CB), North Carolina A&T | 2004-05 | 23 |
| House, Davon (CB), New Mexico State | 2011-14 | 40 |
| Houston, Bobby (LB), North Carolina State | 1990 | 1 |
| Howard, Desmond (WR/KR), Michigan | 1996 | 9 24 |
| Howard, Lynn (B), Indiana | 1921-22 | 12 |
| Howell, John (B), Nebraska | 1938 | 6 |
| Howton, Billy (E), Rice | 1952-58 | 80 |
| Hubbard, Cal (T), Geneva | 1929-33 | 35 75 |
| Huckleby, Harlan (RB), Michigan | 1980-85 | 84 |
| Hudson, Bob (RB), Northeastern (Okla.) State | 1972 | 12 |
| Huffman, Tim (G/T), Notre Dame | 1981-85 | 47 |
| Hull, Tom (LB), Penn State | 1975 | 12 |
| Humphrey, Donnie (DE), Auburn | 1984-86 | 48 |
| Humphrey, Tony (TE), Central Michigan | 2005-06 | 08 24 |
| Hundley, Brett (QB), UCLA | 2016 | 4 |
| Hunt, Cletidus (DT/DE), Kentucky State | 1999-2004 | 85 |
| Hunt, Ervin (DB), Fresno State | 1970 | 6 |

| | | |
|---------------------------------------|-------------|-----|
| Hunt, Kevin (T), Doane | 1972 | 3 |
| Hunt, Mike (LB), Minnesota | 1978-80 | 22 |
| Hunter, Art (C), Notre Dame | 1954 | 12 |
| Hunter, Jason (DE), Appalachian State | 2006-08 | 42 |
| Hunter, Scott (QB), Alabama | 1971-73 | 35 |
| Hunter, Tony (RB), Minnesota | 1987 | 1 |
| Hutchins, Paul (T), Western Michigan | 1993-94 | 17 |
| Hutson, Don (E/DB), Alabama | 1935-45 | 116 |
| Hyde, Micah (CB/DB), Iowa | 2013-16 | 63 |
| Hyland, Bob (C), Boston College | 1967-69, 76 | 56 |

I

| | | |
|---|---------|----|
| Ilkin, Tunch (T), Indiana State | 1993 | 1 |
| Iman, Ken (C), Southeast Missouri State | 1960-63 | 54 |
| Ingalls, Bob (C/LB), Michigan | 1942 | 10 |
| Ingram, Darryl (TE), California | 1992-93 | 18 |
| Ingram, Mark (WR), Michigan State | 1995 | 16 |
| Isbell, Cecil (B), Purdue | 1938-42 | 54 |
| Ivery, Eddie Lee (RB), Georgia Tech | 1979-86 | 72 |

J

| | | |
|---|-------------|-----|
| Jacke, Chris (K), Texas-El Paso | 1989-96 | 126 |
| Jackson, Alcender (G), Louisiana State | 2002 | 2 |
| Jackson, Brandon (RB), Nebraska | 2007-10 | 52 |
| Jackson, Chris (WR), Washington State | 2002-03 | 2 |
| Jackson, Don (RB), Nevada | 2016 | 3 |
| Jackson, Grady (DT), Knoxville | 2003-05 | 34 |
| Jackson, James (RB), Miami (Fla.) | 2004 | 1 |
| Jackson, Johnnie (S), Houston | 1992 | 2 |
| Jackson, Keith (TE), Oklahoma | 1995-96 | 25 |
| Jackson, Mel (G), Southern California | 1976-80 | 64 |
| Jacobs, Allen (HB), Utah | 1965 | 14 |
| Jacobs, Jack (B), Oklahoma | 1947-49 | 36 |
| Jacunski, Harry (E), Fordham | 1939-44 | 55 |
| Jakes, Van (CB), Kent State | 1989 | 16 |
| James, Claudis (WR), Jackson State | 1967-68 | 15 |
| Janet, Ernie (G), Washington | 1975 | 31 |
| Janis, Jeff (WR), Saginaw Valley State | 2014-16 | 35 |
| Jankowski, Ed (B), Wisconsin | 1937-41 | 50 |
| Jansante, Val (E), Duquesne | 1951 | 3 |
| Jay, Craig (TE), Mount Senario | 1987 | 3 |
| Jean, Walt (G), Heidelberg | 1925-26 | 19 |
| Jefferson, John (WR), Arizona State | 1981-84 | 50 |
| Jefferson, Norman (DB), Louisiana State | 1987-88 | 14 |
| Jeonson, Ray (T), South Dakota State | 1931 | 2 |
| Jenke, Noel (LB), Minnesota | 1973-74 | 10 |
| Jenkins, Billy (S), Howard | 2001 | 6 |
| Jenkins, Cullen (DT/DE), Central Michigan | 2004-10 | 93 |
| Jennings, Greg (WR), Western Michigan | 2006-12 | 96 |
| Jennings, Jim (E), Missouri | 1955 | 4 |
| Jennings, M.D. (S), Arkansas State | 2011-13 | 47 |
| Jensen, Greg (G), No College | 1987 | 1 |
| Jensen, Jim (RB), Iowa | 1981-82 | 23 |
| Jervey, Travis (RB), The Citadel | 1995-98 | 56 |
| Jeter, Bob (DB), Iowa | 1963-70 | 107 |
| Johnson, Bill (DE), Minnesota | 1941 | 6 |
| Johnson, Charles (DT), Maryland | 1979-80, 83 | 45 |
| Johnson, Danny (LB), Tennessee State | 1978 | 3 |
| Johnson, Ezra (DE), Morris Brown | 1977-87 | 148 |
| Johnson, Glenn (T), Arizona State | 1949 | 8 |
| Johnson, Howard (G/LB), Georgia | 1940-41 | 22 |
| Johnson, Joe (HB), Boston College | 1954-58 | 53 |
| Johnson, Joe (DE), Louisville | 2002-03 | 11 |
| Johnson, Kenneth (DB), Mississippi State | 1987 | 12 |
| Johnson, KeShon (CB), Arizona | 1994, 97 | 7 |
| Johnson, LeShon (RB), Northern Illinois | 1994-95 | 14 |
| Johnson, Marvin (DB), San Jose State | 1952-53 | 12 |
| Johnson, Quinn (FB), Louisiana State | 2009-10 | 20 |
| Johnson, Randy (QB), Texas A&I | 1976 | 3 |
| Johnson, Reggie (TE), Florida State | 1994, 97 | 13 |
| Johnson, Sammy (RB), North Carolina | 1979 | 3 |
| Johnson, Tom (DT), Michigan | 1952 | 8 |
| Johnston, Chester (B), Marquette | 1931, 34-36 | 21 |
| Jolly, Johnny (DT/DE), Texas A&M | 2006-09, 13 | 61 |
| Jolly, Mike (S), Michigan | 1980, 82-83 | 35 |
| Jones, Bob (G), Indiana | 1934 | 12 |
| Jones, Boyd (T), Texas Southern | 1984 | 2 |
| Jones, Brad (LB), Colorado | 2009-14 | 76 |
| Jones, Bruce (G), Alabama | 1927-28 | 22 |
| Jones, Calvin (RB), Nebraska | 1996 | 1 |
| Jones, Daryll (DB), Georgia | 1984-85 | 24 |
| Jones, Datone (DE/LB), UCLA | 2013-16 | 59 |
| Jones, Jamal (WR/KR), North Carolina A&T | 2005 | 2 |
| Jones, James (WR), San Jose State | 2007-13, 15 | 120 |
| Jones, Ron (TE), Texas-El Paso | 1969 | 6 |
| Jones, Scott (T), Washington | 1991 | 2 |

| | | |
|--|-------------|-----|
| Jones, Sean (DE), Northeastern | 1994-96 | 47 |
| Jones, Terry (NT), Alabama | 1978-84 | 85 |
| Jones, Tom (G), Bucknell | 1938 | 8 |
| Jordan, Charles (WR), Long Beach City | 1994-95, 99 | 20 |
| Jordan, Henry (DT), Virginia | 1959-69 | 139 |
| Jordan, Kenneth (LB), Tuskegee | 1987 | 3 |
| Jorgenson, Carl (T), St. Mary's (Calif.) | 1934 | 10 |
| Josue, Steve (LB), Carson-Newman | 2004 | 4 |
| Joyner, Seth (LB), Texas-El Paso | 1997 | 11 |
| Jue, Bhawoh (CB/S), Penn State | 2001-04 | 51 |
| Jurkovic, John (NT), Eastern Illinois | 1991-95 | 69 |

K

| | | |
|---|----------------|-----|
| Kahler, Bob (B), Nebraska | 1942-44 | 19 |
| Kahler, Royal (T), Nebraska | 1942 | 7 |
| Kampman, Aaron (DE/LB), Iowa | 2002-09 | 112 |
| Kapinos, Jeremy (P), Penn State | 2008-09 | 20 |
| Katalinas, Leo (T), Catholic Univ. | 1938 | 8 |
| Kauahi, Kani (C), Hawaii | 1988 | 16 |
| Keane, Jim (E), Iowa | 1952 | 11 |
| Keefe, Emmett (T), Notre Dame | 1921 | 23 |
| Kekeris, Jim (T), Missouri | 1948 | 5 |
| Kell, Paul (T), Notre Dame | 1939-40 | 20 |
| Kelley, Bill (E), Texas Tech. | 1949 | 12 |
| Kelly, Joe (LB), Washington | 1995 | 13 |
| Kemp, Perry (WR), California (Pa.) | 1988-91 | 6 |
| Kercher, Bob (DE), Georgetown | 1944 | 2 |
| Kern, Bill (T), Pittsburgh | 1929-30 | 18 |
| Kerridge, Joe (FB), Michigan | 2016 | 8 |
| Keuper, Ken (B), Georgia | 1945-47 | 31 |
| Kiel, Blair (QB), Notre Dame | 1988, 90-91 | 8 |
| Kiesling, Walt (G), St. Thomas | 1935-36 | 18 |
| Kight, Kelvin (WR/KR), Florida | 2004 | 1 |
| Kilbourne, Warren (T), Minnesota | 1939 | 4 |
| Kimball, Bobby (WR), Oklahoma | 1979-80 | 8 |
| Kimmel, J.D. (DT), Houston | 1958 | 12 |
| Kinard, Billy (B), Mississippi | 1957-58 | 24 |
| Kinder, Randy (CB), Notre Dame | 1997 | 12 |
| King, David (DB), Auburn | 1987 | 3 |
| King, Don (DT), Kentucky | 1956 | 6 |
| King, Don (DB), Southern Methodist | 1987 | 1 |
| Kirby, Jack (B), Southern California | 1949 | 6 |
| Kitson, Syd (G), Wake Forest | 1980-81, 83-84 | 49 |
| Kitts, Jim (FB), Ferrum | 1998 | 2 |
| Klaus, Fee (C), No College | 1921 | 4 |
| Klemm, Adrian (G/T), Hawaii | 2005 | 16 |
| Kliebhan, Adolph (B), No College | 1921 | 1 |
| Knafec, Gary (E), Colorado | 1954-62 | 90 |
| Knapp, Lindsay (G), Notre Dame | 1996 | 9 |
| Knutson, Gene (DE), Michigan | 1954, 56 | 18 |
| Knutson, Steve (T), Southern California | 1976-77 | 25 |
| Koart, Matt (DE), Southern California | 1986 | 6 |
| Koch, Greg (T), Arkansas | 1977-85 | 133 |
| Koncar, Mark (T), Colorado | 1976-77, 79-81 | 53 |
| Konopasek, Ed (T), Ball State | 1987 | 3 |
| Koonce, George (LB), East Carolina | 1992-99 | 112 |
| Kopay, Dave (RB), Washington | 1972 | 14 |
| Kostelnik, Ron (T), Cincinnati | 1961-68 | 110 |
| Kotal, Eddie (B), Lawrence | 1925-29 | 46 |
| Kovatch, John (E), Notre Dame | 1947 | 3 |
| Kowalkowski, Bob (G), Virginia | 1977 | 4 |
| Kramer, Jerry (G), Idaho | 1958-68 | 130 |
| Kramer, Ron (TE), Michigan | 1957, 59-64 | 89 |
| Kranz, Kenneth (B), Milwaukee Teachers | 1949 | 7 |
| Krause, Larry (RB), St. Norbert | 1970-71, 73-74 | 51 |
| Krause, Ryan (TE), Nebraska-Omaha | 2007 | 9 |
| Kroll, Bob (S), Northern Michigan | 1972-73 | 5 |
| Kuberski, Bob (DT), Navy | 1995-98 | 21 |
| Kuechenberg, Rudy (LB), Indiana | 1970 | 6 |
| Kuhn, John (FB), Shippensburg | 2007-15 | 139 |
| Kurth, Joe (T), Notre Dame | 1933-34 | 20 |
| Kuusisto, Bill (G), Minnesota | 1941-46 | 54 |

L

| | | |
|---------------------------------------|---------|-----|
| LaBounty, Matt (DE), Oregon | 1995 | 14 |
| Lacy, Eddie (RB), Alabama | 2013-16 | 51 |
| Ladrow, Wally (HB), No College | 1921 | 1 |
| Lally, Bob (LB), Cornell | 1976 | 2 |
| Lambeau, Earl "Curly" (B), Notre Dame | 1921-29 | 77 |
| Lammons, Pete (TE), Texas | 1972 | 12 |
| Landers, Walt (FB), Clark | 1978-79 | 13 |
| Landeta, Sean (P), Towson State | 1998 | 16 |
| Lane, MacArthur (RB), Utah State | 1972-74 | 41 |
| Lang, T.J. (G/T), Eastern Michigan | 2009-16 | 119 |
| Lankas, Jim (FB), St. Mary's (Calif.) | 1943 | 3 |
| Lansanah, Danny (LB), Connecticut | 2008 | 5 |

| | | |
|--|-------------|-----|
| Larson, Bill (TE), Colorado State | 1980 | 9 |
| Larson, Fred (C), Notre Dame | 1925 | 13 |
| Larson, Kurt (LB), Michigan State | 1991 | 13 |
| Laslavic, Jim (LB), Penn State | 1982 | 8 |
| Lathrop, Kit (DT), Arizona State | 1979-80 | 17 |
| Lattimore, Jamari (LB), Middle Tennessee State | 2011-14 | 49 |
| Lauer, Dutch (E), Detroit | 1922 | 2 |
| Lauer, Larry (C), Alabama | 1956-57 | 18 |
| Laughlin, Jim (LB), Ohio State | 1983 | 15 |
| Lawrence, Jim (B), Texas Christian | 1939 | 3 |
| Laws, Joe (B), Iowa | 1934-45 | 120 |
| Leach, Vonta (FB), East Carolina | 2004-06 | 23 |
| Leake, John (LB), Clemson | 2005 | 3 |
| Leaper, Wes (E), Wisconsin | 1921, 23 | 2 |
| Lee, Bill (T), Alabama | 1937-42 | 46 |
| Lee, Charles (WR), Central Florida | 2000-01 | 22 |
| Lee, Donald (TE), Mississippi State | 2005-10 | 92 |
| Lee, James (DT), Oregon State | 2004 | 9 |
| Lee, Mark (CB), Washington | 1980-90 | 157 |
| Lee, Pat (CB), Auburn | 2008, 10-11 | 32 |
| Lee, ReShard (RB), Middle Tennessee State | 2005 | 7 |
| Leigh, Charlie (RB), No College | 1974 | 10 |
| Leiker, Tony (DE), Stanford | 1987 | 1 |
| Lenon, Paris (LB), Richmond | 2002-05 | 64 |
| Leopold, Bobby (LB), Notre Dame | 1986 | 12 |
| Lester, Darrell (C), Texas Christian | 1937-38 | 16 |
| Letlow, Russ (G), San Francisco | 1936-42, 46 | 71 |
| Levens, Dorsey (RB), Georgia Tech | 1994-2001 | 102 |
| Lewellen, Verne (B), Nebraska | 1924-32 | 102 |
| Lewis, Cliff (LB), Southern Mississippi | 1981-84 | 57 |
| Lewis, Gary (TE), Texas-Arlington | 1981-84 | 44 |
| Lewis, Mark (TE), Texas A&M | 1985-87 | 18 |
| Lewis, Mike (NT), Arkansas A&M | 1980 | 10 |
| Lewis, Ron (WR), Florida State | 1992-94 | 21 |
| Lewis, Tim (CB), Pittsburgh | 1983-86 | 51 |
| Lidberg, Carl (FB), Minnesota | 1926, 29-30 | 26 |
| Linsley, Corey (C), Ohio State | 1984-2016 | 38 |
| Lipscomb, Paul (T), Tennessee | 1945-49 | 57 |
| Little, Earl (S), Miami (Fla.) | 2005 | 4 |
| Livingston, Dale (K), Western Michigan | 1970 | 14 |
| Lofton, James (WR), Stanford | 1978-86 | 136 |
| Logan, David (NT), Pittsburgh | 1987 | 2 |
| Lollar, Dick (G), Ohio State | 1952-53 | 19 |
| Lollar, Slick (FB), Samford | 1928 | 3 |
| London, Antonio (LB), Alabama | 1998 | 1 |
| Long, Bob (WR), Wichita | 1964-67 | 35 |
| Longwell, Ryan (K), California | 1997-2005 | 144 |
| Loomis, Ace (B), La Crosse St. Teachers | 1951-53 | 33 |
| Losch, Jack (HB), Miami (Fla.) | 1956 | 12 |
| Lovato, Rick (LS), Old Dominion | 2015 | 2 |
| Lowry, Dean (DE), Northwestern | 2016 | 15 |
| Lucas, Chad (WR), Alabama State | 2005 | 1 |
| Luchey, Nick (FB), Miami (Fla.) | 2003-04 | 27 |
| Lucky, Bill (DT), Baylor | 1955 | 12 |
| Lueck, Bill (G), Arizona | 1968-74 | 90 |
| Luhn, Nolan (E), Tulsa | 1945-49 | 56 |
| Luke, Steve (DB), Ohio State | 1975-80 | 90 |
| Lumpkin, Kregg (RB), Georgia | 2008 | 2 |
| Lusteg, Booth (K), Connecticut | 1969 | 4 |
| Lytle, Dewey (E), Minnesota | 1922-23 | 11 |
| Lyman, Del (T), UCLA | 1941 | 5 |
| Lyon, Billy (DT/DE), Marshall | 1998-2002 | 59 |

M

| | | |
|---|---------|-----|
| Maas, Bill (NT), Pittsburgh | 1993 | 14 |
| Mack, Red (WR), Notre Dame | 1966 | 8 |
| MacLeod, Tom (LB), Minnesota | 1973 | 10 |
| Maddox, George (T), Kansas State | 1935 | 1 |
| Majkowski, Don (QB), Virginia | 1987-92 | 68 |
| Malancon, Rydell (LB), Louisiana State | 1987 | 3 |
| Malone, Alfred (DT), Troy | 2008 | 4 |
| Malone, Grover (B), Notre Dame | 1921 | 6 |
| Mandarchi, Tony (T), Michigan State | 1989-91 | 45 |
| Mandeville, Chris (DB), California-Davis | 1987-88 | 6 |
| Manley, Leon (G), Oklahoma | 1950-51 | 24 |
| Mann, Bob (E), Michigan | 1950-54 | 38 |
| Mann, Errol (K), North Dakota | 1968 | 2 |
| Manning, Brian (WR), Stanford | 1998 | 3 |
| Manning, Roy (LB), Michigan | 2005 | 15 |
| Manning, Terrell (LB), North Carolina State | 2012 | 5 |
| Mansfield, Von (DB), Wisconsin | 1987 | 3 |
| Manuel, Marquand (S), Florida | 2006 | 16 |
| Marcol, Chester (K), Hillsdale | 1972-80 | 102 |
| Marks, Larry (B), Indiana | 1928 | 11 |
| Marshall, Rich (DT), Stephen F. Austin | 1965 | 14 |
| Marshall, Torrance (LB/FB), Oklahoma | 2001-04 | 51 |

| | | |
|---|----------------|-----|
| Martell, Herman (E), No College | 1921 | 1 |
| Martin, Charles (DE), Livingston | 1984-87 | 48 |
| Martin, David (TE), Tennessee | 2001-06 | 70 |
| Martin, Derrick (S), Wyoming | 2009-10 | 19 |
| Martin, Ingle (QB), Furman | 2006 | 1 |
| Martin, Russell (WR), Saginaw Valley State | 2006-08 | 41 |
| Martinez, Blake (LB), Stanford | 2016 | 13 |
| Martinkovic, John (DE), Xavier | 1951-56 | 72 |
| Maryland, Russell (DT), Miami (Fla.) | 2000 | 16 |
| Mason, Dave (DB), Nebraska | 1974 | 12 |
| Mason, Joel (E), Western Michigan | 1942-45 | 41 |
| Mason, Larry (RB), Troy State | 1988 | 15 |
| Massey, Carlton (DE), Texas | 1957-58 | 14 |
| Masters, Norm (T), Michigan State | 1957-64 | 104 |
| Masthay, Tim (P), Kentucky | 2010-15 | 96 |
| Matae, Stan (NT), Arizona | 1987 | 2 |
| Mathys, Charlie (B), Indiana | 1922-26 | 47 |
| Matson, Pat (G), Oregon | 1975 | 14 |
| Matthews, Al (DB), Texas A&I | 1970-75 | 84 |
| Matthews, Aubrey (WR), Delta State | 1988-89 | 20 |
| Matthews, Clay (LB), Southern California | 2009-16 | 113 |
| Mattos, Harry (B), St. Mary's (Calif.) | 1936 | 2 |
| Matuszak, Marv (LB), Tulsa | 1958 | 3 |
| Mayer, Frank (G), Notre Dame | 1927 | 10 |
| Mayer, Derrick (WR), Notre Dame | 1996-98 | 29 |
| Mays, Kivussack (LB), North Carolina | 1999 | 3 |
| McAuliffe, Jack (HB), Beloit | 1926 | 8 |
| McBride, Ron (LB), Missouri | 1973 | 1 |
| McBride, Tod (CB/S), UCLA | 1999-2002 | 61 |
| McCaferry, Bob (C), Southern California | 1975 | 11 |
| McCarren, Larry (C), Illinois | 1973-84 | 162 |
| McCaslin, Eugene (LB), Florida | 2000 | 1 |
| McCloughan, Dave (CB), Colorado | 1992 | 5 |
| McConkey, Phil (WR), Navy | 1986 | 4 |
| McCoy, Mike (C), Colorado | 1976-83 | 110 |
| McCoy, Mike (P), DT), Notre Dame | 1970-76 | 94 |
| McCrary, Hurdis (B), Georgia | 1929-33 | 52 |
| McDonald, Dustin (G), Indiana | 1935 | 1 |
| McDougal, Bob (B), Miami (Fla.) | 1947 | 1 |
| McDowell, John (G), St. John's (Minn.) | 1964 | 12 |
| McElmurry, Blaine (S), Montana | 1997 | 1 |
| McGarrahan, Scott (S), New Mexico | 1998-2000 | 44 |
| McGarry, John (G), St. Joseph's (Ind.) | 1987 | 2 |
| McGaw, Walter (G), Beloit | 1926 | 1 |
| McGeary, Clarence (DT), North Dakota State | 1950 | 12 |
| McGee, Buford (FB), Mississippi | 1992 | 4 |
| McGee, Max (E), Tulane | 1954, 57-67 | 148 |
| McGeorge, Rich (TE), Elon | 1970-78 | 116 |
| McGill, Lenny (CB), Arizona State | 1994-95 | 21 |
| McGrew, Sylvester (DE), Tulane | 1987 | 3 |
| McGruder, Michael (CB), Kent State | 1989 | 2 |
| McGuire, Gene (C), Notre Dame | 1996 | 8 |
| McHan, Lamar (QB), Arkansas | 1959-60 | 24 |
| McHugh, Sean (TE), Penn State | 2004 | 1 |
| McLhenny, Don (HB), Southern Methodist | 1957-59 | 36 |
| McIntyre, Guy (G), Georgia | 1994 | 10 |
| McJulien, Paul (P), Jackson State | 1991-92 | 25 |
| McKay, Roy (B), Texas | 1944-47 | 35 |
| McKenzie, Keith (DE/LB), Ball State | 1996-99, 2002 | 62 |
| McKenzie, Mike (CB), Memphis | 1999-2004 | 70 |
| McKenzie, Raleigh (G), Tennessee | 1999-2000 | 19 |
| McLaughlin, Joe (LB), Massachusetts | 1979 | 3 |
| McLaughlin, Lee (G), Virginia | 1941 | 8 |
| McLean, Orlo (B), No College | 1921 | 3 |
| McLeod, Mike (DB), Montana State | 1984-85 | 20 |
| McMahon, Jim (QB), Brigham Young | 1995-96 | 6 |
| McMath, Herb (DT), Morningside | 1977 | 8 |
| McMichael, Steve (DT), Texas | 1994 | 16 |
| McMillan, Ernie (T), Illinois | 1975 | 12 |
| McMillan, Jerron (S), Maine | 2012-13 | 28 |
| McNabb, Dexter (FB), Florida | 1992-93 | 32 |
| McNally (Blood), Johnny (B), St. John's | 1929-33, 35-36 | 75 |
| McPherson, Forrest (T), Nebraska | 1943-45 | 14 |
| Meade, Mike (FB), Penn State | 1982-83 | 18 |
| Mealey, Rondell (RB), Louisiana State | 2001-02 | 14 |
| Meilinger, Steve (E), Kentucky | 1958, 60 | 24 |
| Melka, James (LB), Wisconsin | 1987 | 1 |
| Mendoza, Ruben (G), Wayne State | 1986 | 6 |
| Mercein, Chuck (RB), Yale | 1967-69 | 22 |
| Mercer, Mike (K), Northern Arizona | 1968-69 | 16 |
| Merling, Phillip (DE), Clemson | 2012 | 3 |
| Merrill, Casey (DE), California-Davis | 1979-83 | 59 |
| Merrill, Mark (LB), Minnesota | 1982 | 4 |
| Merriwether, Mike (LB), Pacific | 1993 | 2 |
| <i>*—Merriweather played only in two 1993 playoff games</i> | | |
| Mestnik, Frank (FB), Marquette | 1963 | 11 |

| | | |
|---|----------------|-----|
| Metcalf, Eric (RB/KR), Texas | 2002 | 1 |
| Meyer, Jim (T), Illinois State | 1987 | 2 |
| Michael, Christine (RB), Texas A&M | 2016 | 6 |
| Michaels, Lou (K), Kentucky | 1971 | 10 |
| Michaels, Walt (G), Washington & Lee | 1951 | 12 |
| Michalske, Mike (G), Penn State | 1929-35, 37 | 95 |
| Michels, John (T), Southern California | 1996-97 | 24 |
| Mickens, Terry (WR), Florida A&M | 1994-97 | 47 |
| Middleton, Terdell (RB), Memphis State | 1977-81 | 71 |
| Midler, Lou (DE), Minnesota | 1940 | 7 |
| Mihajlovich, Lou (DE), Indiana | 1954 | 3 |
| Milan, Don (QB), Cal Poly-San Luis Obispo | 1975 | 7 |
| Millard, Keith (DE), Washington State | 1992 | 2 |
| Miller, Don (B), Southern Methodist | 1954 | 1 |
| Miller, John (T), Boston College | 1960 | 5 |
| Miller, John (LB), Mississippi State | 1987 | 1 |
| Miller, Jordan (DT), Southern | 2012 | 1 |
| Miller, Ookie (C), Purdue | 1938 | 11 |
| Miller, Paul (B), South Dakota State | 1936-38 | 32 |
| Miller, Tom (E), Hampden-Sydney | 1946 | 2 |
| Mills, Stan (B), Penn State | 1922-23 | 17 |
| Mimick, Paul (G), Iowa | 1928-29 | 18 |
| Miree, Brandon (FB), Pittsburgh | 2006 | 10 |
| Mitchell, Basil (RB), Texas Christian | 1999-2000 | 17 |
| Mitchell, Charles (B), Tulsa | 1946 | 2 |
| Mitchell, Roland (CB/S), Texas Tech | 1991-94 | 48 |
| Moffitt, Mike (WR), Fresno State | 1986 | 4 |
| Moje, Dick (E), Loyola (Calif.) | 1951 | 2 |
| Molenda, Bo (B), Michigan | 1928-32 | 45 |
| Moll, Tony (T/G), Nevada | 2006-08 | 39 |
| Monaco, Ron (LB), South Carolina | 1987 | 2 |
| Monnett, Bob (B), Michigan State | 1933-38 | 62 |
| Monroe, Henry (DB), Mississippi State | 1979 | 3 |
| Montgomery, Michael (DE), Texas A&M | 2005-10 | 58 |
| Montgomery, Ty (WR/RB), Stanford | 2015-16 | 21 |
| Moore, Allen (E), Texas A&M | 1939 | 5 |
| Moore, Blake (C/G), Wooster | 1984-85 | 27 |
| Moore, Brent (DE), Southern California | 1987 | 4 |
| Moore, Jason (S), San Diego State | 2000 | 3 |
| Moore, Rich (DT), Villanova | 1969-70 | 20 |
| Moore, Tom (HB), Vanderbilt | 1960-65 | 78 |
| Moran, Rich (G), San Diego State | 1985-93 | 108 |
| Morency, Vernand (RB), Oklahoma State | 2006-07 | 26 |
| Moresco, Tim (DB), Syracuse | 1977 | 14 |
| Morgan, Anthony (WR), Tennessee | 1993-96 | 37 |
| Morris, Jim Bob (DB), Kansas State | 1987 | 11 |
| Morris, Larry (RB), Syracuse | 1987 | 2 |
| Morris, Lee (WR), Oklahoma | 1987 | 5 |
| Morrissey, Jim (LB), Michigan State | 1993 | 6 |
| Morton, Mike (LB), North Carolina | 2000 | 16 |
| Mosselle, Dom (B), Superior State | 1951-52 | 20 |
| Moses, Dezman (LB), Tulane | 2012 | 16 |
| Moses, J.J. (WR/KR), Iowa State | 2002 | 2 |
| Mosley, Russ (B), Alabama | 1945-46 | 8 |
| Moss, Perry (QB), Illinois | 1948 | 6 |
| Mott, Joe (LB), Iowa | 1993 | 2 |
| Mott, Norm (B), Georgia | 1933 | 3 |
| Muir, Daniel (DT), Kent State | 2007 | 3 |
| Mullen, Roderick (CB/S), Grambling State | 1995-97 | 38 |
| Mulleneaux, Carl (E), Utah State | 1938-41, 45-46 | 46 |
| Mulleneaux, Lee (C), Northern Arizona | 1938 | 5 |
| Mulumba, Andy (LB), Eastern Michigan | 2013-15 | 22 |
| Murphy, Kyle (T), Stanford | 2016 | 3 |
| Murphy, Mark (S), West Liberty State | 1980-85, 87-91 | 147 |
| Murphy, Terrence (WR), Texas A&M | 2005 | 3 |
| Murray, Jab (T), Marquette | 1921-24 | 22 |

N

| | | |
|--|-------------|-----|
| Nadolney, Romanus (G), Notre Dame | 1922 | 8 |
| Nall, Craig (QB), Northwestern (La.) State | 2003-04, 07 | 7 |
| Nance, Dimitri (RB), Arizona State | 2010 | 12 |
| Nash, Tom (E), Georgia | 1928-32 | 53 |
| Navies, Hannibal (LB), Colorado | 2003-04 | 31 |
| Neal, Ed (DT/T), Tulane | 1945-51 | 68 |
| Neal, Frankie (WR), Fort Hays State | 1987 | 12 |
| Neal, Mike (DE/LB), Purdue | 2010-15 | 68 |
| Neill, Bill (NT), Pittsburgh | 1984 | 16 |
| Nelson, Bob (NT), Miami (Fla.) | 1988-90 | 46 |
| Nelson, Jim (LB), Penn State | 1938-99 | 16 |
| Nelson, Jordy (WR), Kansas State | 2008-14, 16 | 121 |
| Neville, Tom (T/G), Fresno State | 1986-88, 92 | 38 |
| Newhouse, Marshall (T), Texas Christian | 2011-13 | 47 |
| Newsome, Craig (CB), Arizona State | 1995-98 | 46 |
| Nichols, Hamilton (G), Rice | 1951 | 9 |
| Nickerson, Hardy (LB), California | 2002 | 16 |
| Niemann, Walter (C), Michigan | 1922-24 | 22 |

| | | |
|--|------------|-----|
| Nitschke, Ray (LB), Illinois | 1958-72 | 190 |
| Nix, Doyle (DB), Southern Methodist | 1955 | 12 |
| Nixon, Fred (WR), Oklahoma | 1980-81 | 23 |
| Nixon, James (CB), California (Pa.) | 2013 | 3 |
| Noble, Brian (LB), Arizona State | 1985-93 | 117 |
| Noonan, Danny (NT), Nebraska | 1992 | 6 |
| Norgard, Al (E), Stanford | 1934 | 10 |
| Norton, Jerry (DB), Southern Methodist | 1963-64 | 28 |
| Norton, Marty (B), Hamline | 1925 | 10 |
| Norton, Rick (QB), Kentucky | 1970 | 1 |
| Nussbaumer, Bob (B), Michigan | 1946, 1951 | 14 |
| Nuzzum, Rick (C), Kentucky | 1978 | 16 |
| Nwokorie, Chukie (DE), Purdue | 2003 | 14 |
| Nystrom, Lee (T), Macalester | 1974 | 13 |

O

| | | |
|---|----------|----|
| Oates, Brad (T), Brigham Young | 1981 | 1 |
| Oats, Carleton (DT), Florida A&M | 1973 | 8 |
| Obizoro, Cyril (LB), Texas A&M | 2009 | 5 |
| O'Boyle, Harry (B), Notre Dame | 1928, 32 | 21 |
| O'Connor, Bob (T), Stanford | 1935 | 7 |
| Odum, Steve (WR/KR), Utah | 1974-79 | 75 |
| O'Donahue, Pat (DE), Wisconsin | 1955 | 12 |
| O'Donnell, Dick (E), Minnesota | 1924-30 | 74 |
| Odson, Urban (T), Minnesota | 1946-49 | 39 |
| Oglesby, Alfred (NT), Houston | 1992 | 7 |
| Ohlgren, Earl (DE), Minnesota | 1942 | 2 |
| Okoniewski, Steve (DT), Montana | 1974-75 | 28 |
| Oliver, Muhammad (CB), Oregon | 1993 | 2 |
| Olsen, Ralph (E), Utah | 1949 | 4 |
| Olsonoski, Larry (G), Minnesota | 1948-49 | 16 |
| O'Malley, Tom (QB), Cincinnati | 1950 | 1 |
| O'Neal, Andre (LB), Marshall | 2001 | 2 |
| O'Neil, Ed (LB), Penn State | 1980 | 12 |
| Orlich, Dan (E), Nevada | 1949-51 | 36 |
| Osborn, Dave (RB), North Dakota | 1976 | 6 |
| O'Steen, Dwayne (CB), San Jose State | 1983-84 | 11 |
| O'Sullivan, J.T. (QB), California-Davis | 2004 | 1 |
| Owens, Rip (G), Lawrence | 1922 | 3 |

P

| | | |
|--|------------------|-----|
| Palmer, Nate (LB), Illinois State | 2013, 15 | 24 |
| Palmer, Tony (G), Missouri | 2006-07 | 8 |
| Palumbo, Sam (LB/C), Notre Dame | 1957 | 9 |
| Pannell, Ernie (T), Texas A&M | 1941-42, 45 | 22 |
| Pape, Orrin (B), Iowa | 1930 | 2 |
| Papit, Johnny (HB), Virginia | 1953 | 4 |
| Parilli, Babe (QB), Kentucky | 1952-53, 57-58 | 48 |
| Parker, De'Mond (RB), Oklahoma | 1999-2000 | 19 |
| Parker, Freddie (RB), Mississippi Valley State | 1987 | 1 |
| Parlavacchio, Chet (LB), Penn State | 1983 | 3 |
| Paskett, Keith (WR), Western Kentucky | 1987 | 12 |
| Paskvan, George (B), Wisconsin | 1941 | 7 |
| Patrick, Frank (QB), Nebraska | 1970-72 | 4 |
| Patterson, Shawn (DE), Arizona State | 1988-91, 93 | 48 |
| Patton, Ricky (RB), Jackson State | 1979 | 6 |
| Paulekas, Tony (C), Washington & Jefferson | 1936 | 10 |
| Paup, Bryce (LB), Northern Iowa | 1990-94 | 64 |
| Payne, Ken (WR), Langston | 1974-77 | 44 |
| Pearson, Lindell (HB), Oklahoma | 1952 | 2 |
| Pey, Francis (T), Missouri | 1968-72 | 62 |
| Pederson, Doug (QB), N.E. Louisiana | 1996-98, 2001-04 | 66 |
| Pellfrey, Ray (E), Eastern Kentucky | 1951-52 | 13 |
| Pennel, Mike (DT), Colorado State-Pueblo | 2014-16 | 37 |
| Peppers, Julius (LB), North Carolina | 2014-16 | 48 |
| Peprah, Charlie (S), Alabama | 2006-08, 10-11 | 67 |
| Perillo, Justin (TE), Maine | 2014-16 | 20 |
| Perkins, Don (FB), Platteville St. Teachers | 1944-45 | 17 |
| Perko, Tom (LB), Pittsburgh | 1976 | 14 |
| Perry, Claude (T), Alabama | 1927-35 | 89 |
| Perry, Nick (LB), Southern California | 2012-16 | 60 |
| Pesonen, Dick (DB), Minnesota-Duluth | 1960 | 12 |
| Peterson, Kenny (DE/DT), Ohio State | 2003-05 | 34 |
| Peterson, Les (E), Texas | 1932, 34 | 20 |
| Peterson, Ray (B), San Francisco | 1937 | 2 |
| Petition, John (DB), Notre Dame | 1957 | 12 |
| Pettway, Kenny (DE), Grambling State | 2008 | 8 |
| Petway, David (S), Northern Illinois | 1981 | 6 |
| Pickens, Bruce (CB), Nebraska | 1993 | 2 |
| Pickett, Ryan (DT/NT/DE), Ohio State | 2006-13 | 119 |
| Pisarkiewicz, Steve (QB), Missouri | 1980 | 1 |
| Pitts, Elijah (RB), Philander Smith | 1961-69, 71 | 126 |
| Pitts, Ron (CB), UCLA | 1988-90 | 44 |
| Ploeger, Kurt (DE), Gustavus Adolphus | 1986 | 1 |
| Pointer, John (LB), Vanderbilt | 1987 | 3 |
| Pope, Bucky (WR), Catawba | 1968 | 3 |

| | | |
|---|---------|----|
| Pope, P.J. (RB), Bowling Green..... | 2006 | 1 |
| Poppinga, Brady (LB), Brigham Young..... | 2005-10 | 81 |
| Porter, Joe (CB), Rutgers..... | 2008 | 1 |
| Powers, Sammy (G), No College..... | 1921 | 4 |
| Prather, Guy (LB), Grambling State..... | 1981-85 | 73 |
| Pregulman, Merv (G), Michigan..... | 1946 | 11 |
| Prescott, Harold (E), Hardin-Simmons..... | 1946 | 2 |
| Preston, Roell (WR/KR), Mississippi..... | 1997-98 | 17 |
| Price, Brian (DT), Texas San Antonio..... | 2016 | 1 |
| Prior, Mike (S), Illinois State..... | 1993-98 | 80 |
| Pritko, Steve (E), Villanova..... | 1949-50 | 20 |
| Propok, Joe (P), Cal Poly-Pomona..... | 1985 | 9 |
| Provo, Fred (B), Washington..... | 1948 | 9 |
| Psaltis, Jim (DB), Southern California..... | 1954 | 11 |
| Purdy, Pid (B), Beloit..... | 1926-27 | 17 |
| Pureifroy, Dave (DL), Eastern Michigan..... | 1972-77 | 78 |
| Purnell, Frank (FB), Alcorn A&M..... | 1957 | 9 |

Q

| | | |
|---|----------------|----|
| Quarless, Andrew (TE), Penn State..... | 2010-11, 13-15 | 60 |
| Quatse, Jess (T), Pittsburg..... | 1933 | 9 |
| Query, Jeff (WR), Millikin..... | 1989-91 | 48 |
| Quinlan, Bill (DE), Michigan State..... | 1959-62 | 52 |

R

| | | |
|---|----------------|-----|
| Radick, Ken (E), Marquette..... | 1930-31 | 5 |
| Rafferty, Vince (C), Colorado..... | 1987 | 3 |
| Raji, B.J. (NT/DT), Boston College..... | 2009-13, 15 | 91 |
| Randall, Damarious (CB), Arizona State..... | 2015-16 | 25 |
| Randolph, Al (DB), Iowa..... | 1971 | 14 |
| Randolph, Terry (DB), American International..... | 1977 | 14 |
| Ranspot, Keith (E), Southern Methodist..... | 1942 | 5 |
| Rash, Lou (DB), Mississippi Valley State..... | 1987 | 3 |
| Ray, Baby (T), Vanderbilt..... | 1938-48 | 116 |
| Rayner, Dave (K), Michigan State..... | 2006 | 16 |
| Redick, Cornelius (WR), Cal State-Fullerton..... | 1987 | 1 |
| Regnier, Pete (B), Minnesota..... | 1922 | 5 |
| Reichardt, Bill (FB), Iowa..... | 1952 | 12 |
| Reid, Floyd (HB), Georgia..... | 1950-56 | 78 |
| Renner, Bill (P), Virginia Tech..... | 1986-87 | 6 |
| Reynolds, Jamal (DE), Florida State..... | 2001-03 | 18 |
| Rhodemyre, Jay (CLB), Kentucky..... | 1948-49, 51-52 | 45 |
| Rice, Allen (RB), Baylor..... | 1991 | 6 |
| Richard, Gary (DB), Pittsburg..... | 1988 | 10 |
| Richardson, Sean (S), Vanderbilt..... | 2012-15 | 30 |
| Riddick, Ray (E), Fordham..... | 1940-42, 46 | 26 |
| Ringo, Christian (DT), Louisiana-Lafayette..... | 2016 | 8 |
| Ringo, Jim (C), Syracuse..... | 1953-63 | 131 |
| Ripkowski, Aaron (FB), Oklahoma..... | 2015-16 | 31 |
| Risher, Alan (QB), Louisiana State..... | 1987 | 3 |
| Rison, Andre (WR), Michigan State..... | 1996 | 5 |
| Rivera, Marco (G), Penn State..... | 1997-2004 | 125 |
| Roach, John (QB), Southern Methodist..... | 1961-63 | 23 |
| Robbins, Austin (DT), North Carolina..... | 2000 | 2 |
| Robbins, Tootie (T), East Carolina..... | 1992-93 | 27 |
| Roberts, Bill (HB), Dartmouth..... | 1956 | 4 |
| Robinson, Bill (HB), Lincoln (Mo.)..... | 1952 | 2 |
| Robinson, Charley (G), Morgan State..... | 1951 | 2 |
| Robinson, Dave (LB), Penn State..... | 1963-72 | 127 |
| Robinson, Eugene (S), Colgate..... | 1996-97 | 32 |
| Robinson, Koren (WR), North Carolina State..... | 2006-07 | 13 |
| Robinson, Luther (DT), Miami..... | 2014 | 5 |
| Robinson, Michael (CB), Hampton..... | 1996 | 6 |
| Robison, Tommy (G), Texas A&M..... | 1987 | 3 |
| Roche, Alden (DE), Southern..... | 1971-76 | 83 |
| Rodgers, Aaron (QB), California..... | 2005-16 | 142 |
| Rodgers, Del (RB/KR), Utah..... | 1982, 84 | 23 |
| Rodgers, Richard (TE), California..... | 2014-16 | 48 |
| Rogers, Nick (LB), Georgia Tech..... | 2004 | 10 |
| Rohrig, Herman (B), Nebraska..... | 1941, 46-47 | 25 |
| Roller, Dave (DT), Kentucky..... | 1975-78 | 48 |
| Rollins, Quinten (CB), Miami (Ohio)..... | 2015-16 | 27 |
| Roman, Mark (S), Louisiana State..... | 2004-05 | 32 |
| Romine, Al (HB), Alabama..... | 1955, 58 | 16 |
| Rosatti, Rudy (T), Michigan..... | 1924, 26-27 | 27 |
| Rose, Al (E), Texas..... | 1932-36 | 48 |
| Roskie, Ken (B), South Carolina..... | 1948 | 6 |
| Ross, Dan (TE), Northeastern..... | 1986 | 15 |
| Ross, Jeremy (WR), California..... | 2012-13 | 8 |
| Rossium, Allen (CB/KR), Notre Dame..... | 2000-01 | 22 |
| Rote, Tobin (QB), Rice..... | 1950-56 | 84 |
| Rouse, Aaron (S), Virginia Tech..... | 2007-09 | 27 |
| Rovser, John (DB), Michigan..... | 1967-69 | 42 |
| Rubens, Larry (C), Montana State..... | 1982-83 | 25 |
| Rubley, T.J. (QB), Tulsa..... | 1995 | 1 |
| Rudzinski, Paul (LB), Michigan State..... | 1978-80 | 33 |

| | | |
|--|---------|-----|
| Ruegamer, Grey (C/G), Arizona State..... | 2003-05 | 43 |
| Ruettgers, Ken (T), Southern California..... | 1985-96 | 156 |
| Ruetz, Howard (DT), Loras..... | 1951-53 | 20 |
| Rule, Gordon (DB), Dartmouth..... | 1968-69 | 15 |
| Rush, Clive (E), Miami (Ohio)..... | 1953 | 11 |
| Ruzich, Steve (G), Ohio State..... | 1952-54 | 36 |
| Ryan, Jake (LB), Michigan..... | 2015-16 | 32 |
| Ryan, Jon (P), Regina (Canada)..... | 2006-07 | 28 |

S

| | | |
|---|---------------|----|
| Saine, Brandon (RB), Ohio State..... | 2011-12 | 14 |
| Salem, Harvey (T), California..... | 1992 | 4 |
| Salsbury, Jim (G), UCLA..... | 1957-58 | 24 |
| Sample, Chuck (B), Toledo..... | 1942, 45 | 10 |
| Sampson, Howard (DB), Arkansas..... | 1978-79 | 31 |
| Sams, Ron (G), Pittsburg..... | 1983 | 3 |
| Sander, B.J. (P), Ohio State..... | 2005 | 14 |
| Sandifer, Dan (B), Louisiana State..... | 1952-53 | 13 |
| Sands, Terrell (DT), Tennessee-Chattanooga..... | 2003 | 1 |
| Sandusky, John (T), Villanova..... | 1956 | 12 |
| Sarafiny, Al (C), St. Edward's..... | 1933 | 7 |
| Satterfield, Brian (FB), North Alabama..... | 1996 | 1 |
| Saturday, Jeff (C), North Carolina..... | 2012 | 14 |
| Sauer, George (B), Nebraska..... | 1935-37 | 20 |
| Saunders, Russ (FB), Southern California..... | 1931 | 9 |
| Scales, Hurlles (DB), North Texas State..... | 1975 | 7 |
| Schammel, Francis (G), Iowa..... | 1937 | 8 |
| Scherer, Bernie (E), Nebraska..... | 1936-38 | 26 |
| Schlinkman, Walt (FB), Texas Tech..... | 1946-49 | 46 |
| Schmaehl, Art (FB), No College..... | 1921 | 6 |
| Schmidt, George (C), Lewis..... | 1952 | 7 |
| Schmitt, John (C), Hofstra..... | 1974 | 14 |
| Schneidman, Herm (B), Iowa..... | 1935-39 | 40 |
| Schoemann, Roy (C), Marquette..... | 1938 | 3 |
| Schroeder, Bill (WR), Wis.-La Crosse..... | 1994, 97-2001 | 74 |

—Schroeder in 1994 played only during the playoffs

| | | |
|---|----------------|-----|
| Schroll, Charles (G), Louisiana State..... | 1951 | 12 |
| Schuetter, Carl (C/DB), Marquette..... | 1950-51 | 24 |
| Schuh, Harry (T), Memphis State..... | 1974 | 14 |
| Schuh, Jeff (LB), Minnesota..... | 1986 | 12 |
| Schultz, Charles (T), Minnesota..... | 1939-41 | 21 |
| Schum, Jacob (P), Buffalo..... | 2016 | 16 |
| Schwammel, Ade (T), Oregon State..... | 1934-36, 43-44 | 46 |
| Scott, Patrick (WR), Grambling State..... | 1987-88 | 24 |
| Scott, Randy (LB), Alabama..... | 1981-86 | 78 |
| Scribner, Bucky (P), Kansas..... | 1983-84 | 32 |
| Secord, Joe (C), No College..... | 1922 | 2 |
| Seaman, George (E), Nebraska..... | 1940 | 1 |
| Seibold, Champ (T), Wisconsin..... | 1934-38, 40 | 48 |
| Self, Clarence (B), Wisconsin..... | 1952, 54-55 | 26 |
| Serini, Wash (G), Kentucky..... | 1952 | 11 |
| Shanley, Jim (HB), Oregon..... | 1958 | 12 |
| Sharpe, Sterling (WR), South Carolina..... | 1988-94 | 112 |
| Sharper, Darren (CB/S), William & Mary..... | 1997-2004 | 121 |
| Shelley, Dexter (B), Texas..... | 1932 | 2 |
| Sherrord, Derek (T), Mississippi State..... | 2011, 13-14 | 20 |
| Shield, Joe (QB), Trinity (Conn.)..... | 1986 | 3 |
| Shields, Sam (CB), Miami (Fla.)..... | 2010-16 | 80 |
| Shirey, Fred (T), Nebraska..... | 1940 | 3 |
| Shumate, Mark (NT), Wisconsin..... | 1985 | 4 |
| Sikahema, Vai (RB/KR), Brigham Young..... | 1991 | 11 |
| Simmons, Davie (LB), North Carolina..... | 1979 | 16 |
| Simmons, John (DB), Southern Methodist..... | 1986 | 6 |
| Simmons, Wayne (LB), Clemson..... | 1993-97 | 64 |
| Simpkins, Maurice (LB), Coastal Carolina..... | 2010 | 2 |
| Simpkins, Ron (LB), Michigan..... | 1988 | 7 |
| Simpson, Nate (RB), Tennessee State..... | 1977-79 | 43 |
| Simpson, Travis (C), Oklahoma..... | 1987 | 3 |
| Sims, Joe (T/G), Nebraska..... | 1992-95 | 47 |
| Sitton, Josh (G), Central Florida..... | 2008-15 | 121 |
| Skaugstad, Daryle (NT), California..... | 1983 | 9 |
| Skeate, Gil (FB), Gonzaga..... | 1927 | 2 |
| Skibinski, Joe (G), Purdue..... | 1955-56 | 24 |
| Skinner, Gerald (T), Arkansas..... | 1978 | 15 |
| Skoglund, Bob (DE), Notre Dame..... | 1947 | 9 |
| Skoronski, Bob (T), Indiana..... | 1956, 59-68 | 146 |
| Slaughter, T.J. (LB), Southern Mississippi..... | 2003 | 1 |
| Sleight, Elmer (T), Purdue..... | 1930-31 | 26 |
| Smith, Anthony (S), Syracuse..... | 2010 | 4 |
| Smith, Barry (WR), Florida State..... | 1973-75 | 41 |
| Smith, Barty (RB), Richmond..... | 1974-80 | 67 |
| Smith, Ben (E), Alabama..... | 1933 | 9 |
| Smith, Blane (LB), Purdue..... | 1977 | 1 |
| Smith, Bruce (B), Minnesota..... | 1945-48 | 23 |
| Smith, D.J. (LB), Appalachian State..... | 2011-12 | 22 |
| Smith, Donnell (DE), Southern Univ..... | 1971 | 4 |

ALL-TIME PLAYERS - POPE-SMITH
COMMUNITY
ADMIN. & COACHES
VETERANS
DRAFT & FREE AGENTS
2016 REVIEW
ALL-TIME PACKERS
LAMBEAU FIELD
MISC.

| | | |
|---|----------------|-----|
| Smith, Earl (E), Ripon | 1922 | n/a |
| Smith, Ed (B), New York Univ. | 1937 | 2 |
| Smith, Ed (HB), Texas Mines. | 1948-49 | 15 |
| Smith, Ernie (T), Southern California | 1935-37, 39 | 40 |
| Smith, Jermaine (DT), Georgia | 1997, 99 | 19 |
| Smith, Jerry (G), Wisconsin | 1956 | 3 |
| Smith, Kevin (FB), UCLA | 1996 | 1 |
| Smith, Larry (DT/DE), Florida State | 2003-04 | 13 |
| Smith, Moe (RB), North Carolina A&T | 2002 | 1 |
| Smith, Ollie (WR), Tennessee State | 1976-77 | 25 |
| Smith, Perry (DB), Colorado State | 1973-76 | 47 |
| Smith, Red (G), Notre Dame | 1927, 29 | 10 |
| Smith, Rex (E), Wisconsin Teachers | 1922 | 2 |
| Smith, Rod (CB), Notre Dame | 1998 | 8 |
| Smith, Warren (G), Western Michigan | 1921 | 2 |
| Smith, Wes (WR), East Texas State | 1987 | 1 |
| Snelling, Ken (B), UCLA | 1945 | 2 |
| Snider, Malcolm (T/G), Stanford | 1972-74 | 42 |
| Snider, Matt (FB), Richmond | 1999-2000 | 24 |
| So'oto, Vic (LB), Brigham Young | 2011-12 | 8 |
| Sorenson, Glen (G), Utah State | 1943-45 | 27 |
| Spagnola, John (TE), Yale | 1989 | 6 |
| Sparlis, Al (G), UCLA | 1946 | 3 |
| Spears, Ron (DE), San Diego State | 1983 | 13 |
| Spencer, Joe (T), Oklahoma A&M | 1950-51 | 14 |
| Spencer, Ollie (T), Kansas | 1957-58 | 24 |
| Spilis, John (WR), Northern Illinois | 1969-71 | 40 |
| Spinks, Jack (G), Alcorn A&M | 1955-56 | 7 |
| Spitz, Jason (G/C), Louisville | 2006-10 | 65 |
| Spriggs, Jason (T), Indiana | 2016 | 16 |
| Spriggs, Marcus (T), Houston | 2003 | 2 |
| Sproul, Dennis (QB), Arizona State | 1978 | 6 |
| Stachowicz, Ray (P), Michigan State | 1981-82 | 25 |
| Stagers, Jon (WR), Missouri | 1972-74 | 39 |
| Stahlman, Dick (T), DePaul | 1931-32 | 37 |
| Stanley, Walter (WR), Mesa State | 1985-88 | 48 |
| Stansauk, Don (T), Denver | 1950-51 | 15 |
| Starch, Ken (RB), Wisconsin | 1976 | 6 |
| Starks, James (RB), Buffalo | 2010-16 | 76 |
| Staroba, Paul (WR), Michigan | 1973 | 2 |
| Starr, Bart (QB), Alabama | 1956-71 | 196 |
| Starnet, Ben (B), St. Mary's (Calif.) | 1942-45 | 27 |
| Steele, Ben (TE), Mesa State | 2004-05 | 17 |
| Steen, Frank (E), Rice | 1939 | 3 |
| Steiner, Rebel (DB), Alabama | 1950-51 | 24 |
| Stenerson, Jan (K), Montana State | 1980-83 | 45 |
| Stephen, Scott (LB), Arizona State | 1987-91 | 72 |
| Stephens, John (RB), Northwestern (La.) State | 1993 | 5 |
| Stephenson, Dave (G/C), West Virginia | 1951-55 | 49 |
| Sterling, John (RB), Central Oklahoma | 1987 | 2 |
| Stevens, Bill (QB), Texas-El Paso | 1968-69 | 3 |
| Stewart, Steve (LB), Minnesota | 1979 | 3 |
| Stills, Ken (S), Wisconsin | 1985-89 | 65 |
| Stokes, Barry (G/T), Eastern Michigan | 2000-01 | 24 |
| Stokes, Tim (T), Oregon | 1978-82 | 63 |
| Stonebraker, John (E), Southern California | 1942 | 8 |
| Stoneburner, Jake (TE), Ohio State | 2013 | 9 |
| Strickland, Fred (LB), Purdue | 1994-95 | 30 |
| Sturgeon, Lyle (T), North Dakota State | 1937 | 8 |
| Sullivan, Carl (DE), San Jose State | 1987 | 3 |
| Sullivan, John (DB), California | 1986 | 6 |
| Summerhays, Bob (B), Utah | 1949-51 | 35 |
| Summers, Don (TE), Boise State | 1987 | 3 |
| Sutton, Mickey (CB), Montana | 1989 | 3 |
| Svensden, Earl (C), Minnesota | 1937-39 | 21 |
| *—Svensden in 1938 played only during the playoffs | | |
| Svensden, George (C/LB), Minnesota | 1935-37, 40-41 | 52 |
| Swain, Brett (WR), San Diego State | 2009-10 | 22 |
| Swanek, Karl (T/C), Boston College | 1980-86 | 84 |
| Swiney, Ervin (CB), Nebraska | 2002-03 | 9 |
| Switzer, Veryl (B), Kansas State | 1954-55 | 24 |
| Sydney, Harry (FB), Kansas | 1992 | 16 |
| Symank, John (DB), Florida | 1957-62 | 76 |
| Szafaryn, Len (T), North Carolina | 1950, 53-56 | 55 |
| T | | |
| Tagge, Jerry (QB), Nebraska | 1972-74 | 18 |
| Tassos, Damon (G), Texas A&M | 1947-49 | 26 |
| Taucher, Claude (FB), Marquette | 1922 | 2 |
| Tauscher, Mark (T/G), Wisconsin | 2000-10 | 134 |
| Taylor, Aaron (G), Notre Dame | 1995-97 | 46 |
| Taylor, Ben (LB), Virginia Tech | 2006 | 10 |
| Taylor, Cliff (RB), Memphis State | 1976 | 7 |
| Taylor, Jim (FB), Louisiana State | 1958-66 | 118 |
| Taylor, Kitrick (WR), Washington State | 1992 | 10 |
| Taylor, Lane (G), Oklahoma State | 2013-16 | 46 |

| | | |
|--|-------------|-----|
| Taylor, Lenny (WR), Tennessee | 1984 | 2 |
| Taylor, Ryan (TE), North Carolina | 2011-14 | 50 |
| Taylor, Willie (WR), Pittsburgh | 1978 | 1 |
| Teague, George (S), Alabama | 1993-95 | 47 |
| Temp, Jim (DE), Wisconsin | 1957-60 | 43 |
| Tenner, Bob (E), Minnesota | 1935 | 11 |
| Terrell, Pat (S), Notre Dame | 1998 | 16 |
| Teteak, Daral (LB/G), Wisconsin | 1952-56 | 49 |
| Thibodeaux, Keith (CB), Northwestern (La.) State | 2001 | 7 |
| Thierry, John (DE), Alcorn State | 2000-01 | 28 |
| Thomas, Ben (DE), Auburn | 1986 | 9 |
| Thomas, Ike (DB), Bishop | 1972-73 | 25 |
| Thomas, Joe (LB), South Carolina State | 2015-16 | 30 |
| Thomas, Joey (CB), Montana State | 2004-05 | 20 |
| Thomas, Lavale (RB), Fresno State | 1987-88 | 2 |
| Thomas, Robert (LB), UCLA | 2005 | 10 |
| Thomason, Bobby (QB), Virginia Military | 1951 | 11 |
| Thomason, Jeff (TE), Oregon | 1995-99 | 75 |
| Thompson, Arland (G), Baylor | 1981 | 9 |
| Thompson, Aundra (WR), East Texas State | 1977-81 | 63 |
| Thompson, Clarence (B), Minnesota | 1939 | 1 |
| Thompson, Darrell (RB), Minnesota | 1990-94 | 60 |
| Thompson, Jeremy (DE/LB), Wake Forest | 2008-09 | 15 |
| Thompson, John (TE), Utah State | 1979-82 | 34 |
| Thornburg, Jeremy (S), Northern Arizona | 2005 | 4 |
| Thurman, Andrae (WR), Southern Oregon | 2004-05 | 12 |
| Thurston, Fuzzy (G), Valparaiso | 1959-67 | 112 |
| Timberlake, George (LB/G), Southern California | 1955 | 6 |
| Timmerman, Adam (G), South Dakota State | 1995-98 | 61 |
| Tinker, Gerald (WR), Kent State | 1975 | 6 |
| Tinsley, Pete (G/LB), Georgia | 1938-45 | 73 |
| Toburen, Nelson (LB), Wichita State | 1961-62 | 24 |
| Tobrowicz, Chuck (G), Iowa | 1944-46 | 18 |
| Tolzien, Scott (QB), Wisconsin | 2013, 15 | 6 |
| Tomczak, Mike (QB), Ohio State | 1991 | 12 |
| Tomich, Jared (DE), Nebraska | 2002 | 2 |
| Toner, Tom (LB), Idaho State | 1973, 75-77 | 53 |
| Tonnemaker, Clayton (LB/C), Minnesota | 1950, 53-54 | 36 |
| Toribio, Anthony (NT), Carson-Newman | 2009 | 1 |
| Torkelson, Eric (RB), Connecticut | 1974-79, 81 | 93 |
| Traylor, Keith (LB), Central Oklahoma | 1993 | 5 |
| Tretter, JC (G/G), Cornell | 2014-16 | 31 |
| Tripp, Jordan (LB), Montana | 2016 | 2 |
| Troup, Bill (QB), South Carolina | 1980 | 2 |
| Truluck, R-Kal (DE), SUNY Cortland | 2004 | 13 |
| Tuaolo, Esera (NT/DE), Oregon State | 1991-92 | 20 |
| Tullis, Walter (WR), Delaware State | 1978-79 | 32 |
| Tunnell, Emien (S), Iowa | 1959-61 | 37 |
| Turner, Maurice (RB), Utah State | 1985 | 3 |
| Turner, Rich (NT), Oklahoma | 1981-83 | 30 |
| Turner, Wylie (DB), Angelo State | 1979-80 | 28 |
| Turpin, Miles (LB), California | 1986 | 1 |
| Tuttle, George (E), Minnesota | 1927 | 1 |
| Twedell, Francis (G), Minnesota | 1939 | 4 |

U

| | | |
|---|-----------------------|----|
| Uecker, Keith (G/T), Auburn | 1984-85, 87-88, 90-91 | 64 |
| Underwood, Brandon (CB), Cincinnati | 2009-10 | 23 |
| Underwood, Marviel (S), San Diego State | 2005 | 16 |
| Uram, Andy (B), Minnesota | 1938-43 | 62 |
| Urban, Alex (E), South Carolina | 1941, 44-45 | 11 |
| Usher, Eddie (B), Michigan | 1922, 24 | 6 |

V

| | | |
|--|----------------|----|
| Vairo, Dominic (E), Notre Dame | 1935 | 1 |
| Van Dyke, Bruce (G), Missouri | 1974-76 | 29 |
| Van Every, Hal (B), Minnesota | 1940-41 | 20 |
| Van Rosten, Greg (G), Pennsylvania | 2012-13 | 10 |
| Van Sickle, Clyde (C), Arkansas | 1932-33 | 9 |
| Van Valkenburg, Pete (RB), Brigham Young | 1974 | 5 |
| Vandersea, Phil (LB/DE), Massachusetts | 1966, 68-69 | 38 |
| Vanoy, Vernon (DT), Kansas | 1972 | 13 |
| Vant Hull, Fred (G), Minnesota | 1942 | 8 |
| Vataha, Randy (WR), Stanford | 1977 | 6 |
| Veingrad, Alan (T), East Texas State | 1986-87, 89-90 | 59 |
| Verba, Ross (T/G), Iowa | 1997-2000 | 59 |
| Vereen, Carl (T), Georgia Tech | 1957 | 12 |
| Vergara, George (E), Notre Dame | 1925 | 12 |
| Viaene, David (T), Minnesota-Duluth | 1992 | 1 |
| Villanucci, Vince (NT), Bowling Green | 1987 | 2 |
| Vinson, Fred (CB), Vanderbilt | 1999 | 16 |
| Vogds, Evan (G), Wisconsin | 1948-49 | 27 |
| Voss, Lloyd (DT), Nebraska | 1964-65 | 28 |
| Voss, Walter (E), Detroit | 1924 | 11 |

W

| | | |
|---|-------------|-----|
| Waddy, Jude (LB), William & Mary | 1998-99 | 27 |
| Wade, Charlie (WR), Tennessee State | 1975 | 2 |
| Wافر, Carl (DT), Tennessee State | 1974 | 2 |
| Wagner, Bryan (P), Cal State-Northridge | 1992-93 | 23 |
| Wagner, Buff (B), Carroll (Wis.) | 1921 | 4 |
| Wagner, Steve (DB), Wisconsin | 1976-79 | 57 |
| Wahle, Mike (T/G), Navy | 1998-2004 | 97 |
| Walden, Erik (LB), Middle Tennessee State | 2010-12 | 40 |
| Walker, Cleo (C/LB), Louisville | 1970 | 11 |
| Walker, Frank (CB), Tuskegee | 2007 | 12 |
| Walker, Javon (WR), Florida State | 2002-05 | 48 |
| Walker, Josh (G), Middle Tennessee State | 2015 | 13 |
| Walker, Malcolm (C), Rice | 1970 | 11 |
| Walker, Randy (P), Northwestern (La.) State | 1974 | 14 |
| Walker, Rod (DT), Troy State | 2001-03 | 31 |
| Walker, Sammy (CB), Texas Tech | 1993 | 8 |
| Walker, Val Joe (DB), Western Methodist | 1953-56 | 46 |
| Wallace, Calvin (DE), West Virginia Tech | 1987 | 1 |
| Wallace, Seneca (QB), Iowa State | 2013 | 2 |
| Wallace, Taco (WR), Kansas State | 2005 | 1 |
| Walls, Wesley (TE), Mississippi | 2003 | 14 |
| Walsh, Ward (RB), Colorado | 1972 | 2 |
| Walter, Tyson (T/G), Ohio State | 2006 | 5 |
| Warren, Steve (DT), Nebraska | 2000, 02 | 25 |
| Washington, Chuck (DB), Arkansas | 1987 | 3 |
| Waters, Herb (CB), Miami (Fla.) | 2016 | *2 |
| *—Waters played only in two 2016 playoff games | | |
| Watts, Elbert (DB), Southern California | 1986 | 9 |
| Wayne, Nate (LB), Mississippi | 2000-02 | 44 |
| Weathers, Clarence (WR), Delaware State | 1990-91 | 28 |
| Weatherwax, Jim (DT), California St.-L.A. | 1966-67 | 69 |
| Weaver, Gary (LB), Fresno State | 1975-79 | 63 |
| Webb, Chuck (RB), Tennessee | 1991 | 2 |
| Webber, Dutch (E), Kansas State | 1928 | 3 |
| Webster, Tim (K), Arkansas | 1971 | 4 |
| Weddington, Mike (LB), Oklahoma | 1986-90 | 52 |
| Wehba, Ray (E), Southern California | 1944 | 10 |
| Weigel, Lee (RB), Wisconsin-Eau Claire | 1987 | 2 |
| Weisgerber, Dick (B), Willamette | 1938-40, 42 | 24 |
| Weisshuhn, Clayton (LB), Angelo State | 1987 | 9 |
| Wellman, Mike (C), Kansas | 1979-80 | 20 |
| Wells, Don (E), Georgia | 1946-49 | 38 |
| Wells, Scott (C/G), Tennessee | 2004-11 | 111 |
| Wells, Terry (RB), Southern Mississippi | 1975 | 13 |
| West, Ed (TE), Auburn | 1984-94 | 167 |
| West, Pat (B), Southern California | 1948 | 3 |
| Westbrook, Bryant (CB), Texas | 2002 | 6 |
| Wetnight, Ryan (TE), Stanford | 2000 | 10 |
| Wheeler, Lyle (E), Ripon | 1921-23 | 22 |
| Whitaker, Bill (DB), Missouri | 1981-82 | 25 |
| White, Adrian (S), Florida | 1992 | 15 |
| White, Chris (C), Southern Mississippi | 2005 | 1 |
| White, Gene (DB), Georgia | 1954 | 9 |
| White, Johnny (RB), North Carolina | 2012 | 4 |
| White, Myles (WR), Louisiana Tech | 2013 | 7 |
| White, Reggie (DE), Tennessee | 1993-98 | 95 |
| White, Tracy (LB), Howard | 2006-08 | 32 |
| Whitehead, Jermaine (S), Auburn | 2016 | 2 |
| Whitehurst, David (QB), Furman | 1977-83 | 54 |
| Whitley, James (S), Michigan | 2003-04 | 9 |
| Whitenton, Jesse (DB), Texas Western | 1958-64 | 88 |
| Whitticker, William (G), Michigan State | 2005 | 15 |
| Wicks, Bob (WR), Utah State | 1974 | 1 |
| Widby, Ron (P), Tennessee | 1972-73 | 26 |
| Widell, Doug (G), Boston College | 1993 | 16 |
| Wildung, Dick (T), Minnesota | 1946-51, 53 | 74 |
| Wilhelm, Matt (LB), Ohio State | 2010 | 7 |
| Wilkens, Elmer (E), Indiana | 1925 | 6 |
| Wilkerson, Bruce (T), Tennessee | 1996-97 | 30 |
| Wilkins, Gabe (DE/DT), Gardner-Webb | 1994-97 | 60 |
| Wilkins, Marcus (LB), Texas | 2002-03 | 12 |
| Willhite, Kevin (RB), Oregon | 1987 | 3 |
| Williams, A.D. (E), Pacific | 1959 | 12 |
| Williams, Brian (LB), Southern California | 1995-2000 | 72 |
| Williams, Clarence (DE), Prairie View A&M | 1970-77 | 111 |
| Williams, Corey (DT/DE), Arkansas State | 2004-07 | 56 |
| Williams, D.J. (TE), Arkansas | 2011-12 | 26 |
| Williams, Delvin (RB), Kansas | 1981 | 1 |
| Williams, Gerald (DE), Auburn | 1997 | 4 |
| Williams, Howard (DB), Howard | 1962-63 | 10 |
| Williams, K.D. (LB), Henderson State | 2000-01 | 28 |
| Williams, Kevin (RB), UCLA | 1993 | 3 |
| Williams, Mark (LB), Ohio State | 1994 | 16 |

| | | |
|--|-------------|-----|
| Williams, Perry (RB), Purdue | 1969-73 | 69 |
| Williams, Tramon (CB), Louisiana Tech | 2007-14 | 127 |
| Williams, Travis (RB/KR), Arizona State | 1997-70 | 48 |
| Williams, Tyrone (CB), Nebraska | 1996-2002 | 111 |
| Williams, Walt (RB), Grambling State | 2004-05 | 3 |
| Willig, Matt (T), Southern California | 1998 | 16 |
| Willis, James (LB), Auburn | 1993-94 | 25 |
| Wilner, Jeff (TE), Wesleyan (Conn.) | 1994-95 | 13 |
| Wilson, Ben (FB), Southern California | 1967 | 14 |
| Wilson, C.J. (DE), East Carolina | 2010-13 | 50 |
| Wilson, Charles (WR), Memphis State | 1990-90 | 30 |
| Wilson, Faye (B), Texas A&M | 1930-31 | 13 |
| Wilson, Gene (E/DB), Southern Methodist | 1947-48 | 21 |
| Wilson, Marcus (RB), Virginia | 1992-95 | 48 |
| Wilson, Milt (G), Wisconsin Teachers | 1921 | 6 |
| Wilson, Ray (S), New Mexico | 1994 | 3 |
| Wimberly, Abner (E), Louisiana State | 1950-52 | 35 |
| Wingle, Blake (G), UCLA | 1985 | 2 |
| Wingo, Rich (LB), Alabama | 1979, 81-84 | 69 |
| Winkler, Francis (DE), Memphis State | 1968-69 | 21 |
| Winkler, Randy (G), Tarleton State | 1971 | 7 |
| Winslow, Paul (HB), North Carolina Central | 1960 | 12 |
| Winter, Blaise (DE/NT), Syracuse | 1988-90 | 45 |
| Winters, Chet (RB), Oklahoma | 1983 | 4 |
| Winters, Frank (C/G), Western Illinois | 1992-2002 | 156 |
| Winther, Wimpy (C), Mississippi | 1971 | 11 |
| Wisnom, Jerry (CB), Louisiana Tech | 2005 | 5 |
| Wisne, Jerry (T), Notre Dame | 2002 | 2 |
| Withrow, Cal (C), Kentucky | 1971-73 | 42 |
| Witte, Earl (B), Gustavus Adolphus | 1934 | 5 |
| Wizbicki, Alex (B), Holy Cross | 1950 | 11 |
| Wood, Bobby (T), Alabama | 1940 | 2 |
| Wood, Willie (S), Southern California | 1960-71 | 166 |
| Woodin, Whitney (G), Marquette | 1922-31 | 86 |
| Woods, Jerry (S), Northern Michigan | 1990 | 16 |
| Woodside, Keith (RB), Texas A&M | 1988-91 | 64 |
| Woodson, Charles (CB/S), Michigan | 2006-12 | 100 |
| Workman, Vince (RB), Ohio State | 1989-92 | 56 |
| Worthy, Jerel (DE), Michigan State | 2012-13 | 16 |
| Wortman, Keith (G), Nebraska | 1972-75 | 46 |
| Wright, Randy (QB), Wisconsin | 1984-86 | 46 |
| Wright, Steve (T), Alabama | 1964-67 | 56 |
| Wuerffel, Danny (QB), Florida | 2000 | 1 |
| Wunsch, Harry (G), Notre Dame | 1934 | 2 |
| Wynn, DeShawn (RB), Florida | 2007-09 | 16 |
| Wynn, Jarius (DE), Georgia | 2009-11 | 36 |

Y

| | | |
|------------------------------|------|---|
| Young, Billy (G), Ohio State | 1929 | 2 |
| Young, Glenn (DB), Purdue | 1956 | 4 |
| Young, Paul (C), Oklahoma | 1933 | 2 |

Z

| | | |
|--|---------|----|
| Zarnas, Gust (G), Ohio State | 1939-40 | 14 |
| Zatkoff, Roger (LB), Michigan | 1953-56 | 48 |
| Zeller, Joe (G), Indiana | 1932 | 14 |
| Zendejas, Max (K), Arizona | 1987-88 | 18 |
| Zeno, Lance (C), UCLA | 1993 | 5 |
| Zimmerman, Don (WR), Northeast Louisiana | 1976 | 2 |
| Zoll, Carl (G), No College | 1921-22 | 1 |
| Zoll, Dick (G), Indiana | 1939 | 1 |
| Zoll, Martin (G), No College | 1921 | 1 |
| Zombo, Frank (LB), Central Michigan | 2010-12 | 25 |
| Zorn, Jim (QB), Cal Poly-Pomona | 1985 | 13 |
| Zuidmulder, Dave (B), St. Ambrose | 1929-31 | 7 |
| Zupek, Al (E), Lawrence | 1946 | 3 |
| Zuver, Merle (C), Nebraska | 1930 | 10 |



ALL-TIME PLAYERS - WADDY/ZUVER
COMMUNITY
ADMIN. & COACHES
VETERANS
DRAFT & FREE AGENTS
2016 REVIEW
ALL-TIME PACKERS
LAMBEAU FIELD
MISC.

ALL-TIME GREEN BAY UNIFORM NUMBERS

1925-2016

- ▶ With help from the Pro Football Hall of Fame, which provided game programs dating back to 1925 (when the team first printed uniform numbers), the Packers constructed this list.
- ▶ Players who wore multiple numbers during their Packers tenure are denoted with an asterisk (*).
- ▶ All players in this section are believed to have played in at least one league game in the corresponding number. Players who were listed on a numerical program roster but did not play that season were omitted.
- ▶ The team invites anyone who can provide further evidence, using the same criteria, to contact the public relations office.

1

*Lambeau, Earl "Curly" (B), Notre Dame 1925-26

2

Mathys, Charlie (B), Indiana 1925-26
Crosby, Mason (K), Colorado 2007-16

3

Cyre, Hector (T), Gonzaga 1926
*Monnett, Bob (B), Michigan State 1935
Miller, Paul (B), South Dakota State 1936-38
Feathers, Beattie (B), Tennessee 1940
Canadeo, Tony (B), Gonzaga 1941-44, 46-52
*McKay, Roy (B), Texas 1944-45
Agajanian, Ben (K), New Mexico 1961

RETIRED FOR CANADEO, 1952

4

*Lewellen, Verne (B), Nebraska 1925-26
*Schneidman, Herm (B), Iowa 1935-37
Fusina, Chuck (QB), Penn State 1986
Dawson, Dale (K), Eastern Kentucky 1988
Favre, Brett (QB), Southern Mississippi 1992-2007

RETIRED FOR FAVRE, 2015

5

*O'Donnell, Dick (E), Minnesota 1925-26
*Purdy, Pid (B), Beloit 1927
*Baker, Roy (B), Southern California 1928
*Monnett, Bob (B), Michigan State 1936-37
*Bruder, Hank (B), Northwestern 1938-39
*Riddick, Ray (E), Fordham 1940-41
Hornung, Paul (B), Notre Dame 1957-62, 64-66
Ferragamo, Vince (QB), Nebraska 1986
Gillis, Willie (QB), Norfolk State 1987
*Majkowski, Don (QB), Virginia 1987
Burrow, Curtis (K), Central Arkansas 1988

6

Vergara, George (E), Notre Dame 1925
*Flaherty, Dick (E), Marquette 1926
Bross, Mal (B), Gonzaga 1927
Finn, Ryan (P), Central Florida 2005
Frost, Derrick (P), Northern Iowa 2008
Harrell, Graham (QB), Texas Tech 2012

7

*Earp, Jug (C), Monmouth 1925-26
*Purdy, Pid (B), Beloit 1927
*Smith, Red (G), Notre Dame 1927
*Dunn, Red (B), Marquette 1930
*Svendsen, Earl (C), Minnesota 1937
*Jankowski, Ed (B), Wisconsin 1938-41
Mason, Joel (E), Western Michigan 1942-45
Schlinkman, Walt (FB), Texas Tech 1946-49
*Loimisk, Ace (B), La Crosse St. Teachers 1951
*Gordon, Dick (WR), Michigan State 1973
*Majkowski, Don (QB), Virginia 1988-92
Lanmeta, Sean (P), Towson State 1998

Hanson, Chris (P), Marshall 1999
Wuerffel, Danny (QB), Florida 2000
O'Sullivan, J.T. (QB), California-Davis 2004
Martin, Ingle (QB), Furman 2006
Kapinos, Jeremy (P), Penn State 2008-09
Hundley, Brett (QB), UCLA 2016

8

LeJeune, Walt (G), Heidelberg 1925-26
*Uram, Andy (B), Minnesota 1938-39
*Rohrig, Herman (B), Nebraska 1941
Kahler, Bob (B), Nebraska 1942-44
Mosley, Russ (B), Alabama 1945-46
*Forte, Bob (B), Arkansas 1946-53
*Pelfrey, Ray (E), Eastern Kentucky 1951
Zendejas, Max (K), Arizona 1987-88
Dilweg, Anthony (QB), Duke 1989-90
Brunell, Mark (QB), Washington 1994
Longwell, Ryan (K), California 1997-2005
Masthay, Tim (P), Kentucky 2010-15

9

*Woodin, Whitey (G), Marquette 1925-26
*Earp, Jug (C), Monmouth 1928
Borak, Fritz (E), Creighton 1938
Dorsey, Dean (K), Toronto 1988
Wagner, Bryan (P), Cal State-Northridge 1992-93
Borgognone, Dirk (K), Pacific 1995
McMahon, Jim (QB), Brigham Young 1995-96
Bidwell, Josh (P), Oregon 2000-03
Barker, Bryan (P), Santa Clara 2004
Ryan, Jon (P), Regina (Canada) 2006-07
Wallace, Seneca (QB), Iowa State 2013

10

Buck, Cub (T), Wisconsin 1925
*Cahoon, Ivan (T), Gonzaga 1926
*Kotal, Eddie (B), Lawrence 1927-29
*Zuidmulder, Dave (B), St. Ambrose 1930
*Grove, Roger (B), Michigan State 1934
Moss, Perry (QB), Illinois 1948
*Parilli, Babe (QB), Kentucky 1957-58
*Roach, John (QB), Southern Methodist 1961-63
Claridge, Dennis (QB), Nebraska 1965
Stevens, Bill (QB), Texas-El Paso 1968-69
Patrick, Frank (QB), Nebraska 1970-72
Concannon, Jack (QB), Boston College 1974
*Dickey, Lynn (QB), Kansas State 1976-79
Troup, Bill (QB), South Carolina 1980
Stenerud, Jan (K), Montana State 1980-83
Del Greco, Al (K), Auburn 1984-87
Kiel, Blair (QB), Notre Dame 1988, 90-91
Aguir, Louie (P), Utah State 1999
Lucas, Chad (WR), Alabama State 2005
Flynn, Matt (QB), Louisiana State 2008-11, 13-14
Ross, Jeremy (WR), California 2012-13
Schum, Jacob (P), Buffalo 2016

11

Carlson, Wes (G), St. John's 1926
McGaw, Walter (G), Beloit 1926
*Dunn, Red (B), Marquette 1927-28
Bloodgood, Elbert (B), Nebraska 1930
*Grove, Roger (B), Michigan State 1931-34
*Scherer, Bernie (E), Nebraska 1937
Katalinas, Leo (T), Catholic Univ. 1938
Norton, Rick (QB), Kentucky 1970
Brossard, Steve (P), Southern Mississippi 1975
Beverly, David (P), Auburn 1975-80
Garcia, Eddie (K), Southern Methodist 1983-84
Prokop, Joe (P), Cal Poly-Pomona 1985
Risher, Alan (QB), Louisiana State 1987
Detmer, Ty (QB), Brigham Young 1993, 95

PACKERS UNIFORM NUMBER RECORDS

Most Numbers, Career:

9 Mike Michalske (19, 24, 28, 30, 31, 33, 36, 40, 63)
8 Arnie Herber (12, 16, 19, 26, 38, 41, 45, 68)

Most Players to Wear Number in Game:

38 players have worn No. 23

Fewest Players to Wear Number in Game:

1 player has worn No. 1 (Curly Lambeau, 1925-26)

| | |
|---|-----------|
| Hasselbeck, Matt (QB), Boston College . . . | 1999-2000 |
| Sander, B.J. (P), Ohio State | 2005 |
| Boykin, Jarrett (WR), Virginia Tech | 2012-14 |
| Davis, Trevor (WR), California | 2016 |

12

| | |
|--|-------------|
| Abramson, George (G/T), Minnesota | 1925 |
| *Rosatti, Rudy (T), Michigan | 1926 |
| Hearden, Tom (B), Notre Dame | 1927-28 |
| *Baker, Roy (B), Southern California | 1928 |
| *Zuidmulder, Dave (B), St. Ambrose | 1929 |
| *Herber, Arnie (B), Regis | 1930 |
| *Baker, Frank (E), Northwestern | 1931 |
| *Monnett, Bob (B), Michigan State | 1935-36 |
| Bratkowski, Zeke (QB), Georgia | 1963-68, 71 |
| Del Gaizo, John (QB), Tampa | 1973 |
| *Hadj, John (QB), Kansas | 1974 |
| Milan, Don (QB), Cal Poly-San Luis Obispo . | 1975 |
| Dowling, Brian (QB), Yale | 1977 |
| *Dickey, Lynn (QB), Kansas State | 1980-85 |
| Ruble, T.J. (QB), Tulsa | 1995 |
| Rodgers, Aaron (QB), California | 2005-16 |

13

| | |
|---|---------|
| Norton, Marty (B), Hamline | 1925 |
| *Kotal, Eddie (B), Lawrence | 1926 |
| *Bruder, Hank (B), Northwestern | 1931-33 |
| Horn, Don (QB), San Diego State | 1967-70 |
| Marcol, Chester (K), Hillsdale | 1972-80 |
| Scribner, Bucky (P), Kansas | 1983-84 |
| Renner, Bill (P), Virginia Tech | 1986-87 |
| Jacke, Chris (K), Texas-El Paso | 1989-96 |
| Bono, Steve (QB), UCLA | 1997 |
| Kight, Kelvin (WR/KR), Florida | 2004 |
| Allen, Jake (WR), Mississippi College | 2009 |
| Harper, Chris (WR), Kansas State | 2013 |
| Dorsey, Kevin (WR), Maryland | 2014 |

14

| | |
|--|---------|
| Gardner, Milton (G), Wisconsin | 1925-26 |
| *Lambeau, Earl "Curly" (B), Notre Dame . . . | 1927 |
| Lollar, Slick (FB), Samford | 1928 |
| *Hill, Don (B), Stanford | 1929 |
| Zuver, Merle (C), Nebraska | 1930 |
| *Fitzgibbon, Paul (B), Creighton | 1931-32 |
| *McNally (Blood), Johnny (B), St. John's . . | 1933 |
| Hutson, Don (E/DB), Alabama | 1935-45 |

RETIRED FOR HUTSON, 1951**15**

| | |
|--|---------|
| *Basing, Myrt (B), Lawrence | 1925-26 |
| *Enright, Rex (FB), Notre Dame | 1927 |
| *Minick, Paul (G), Iowa | 1928 |
| *Smith, Red (G), Notre Dame | 1929 |
| *Dunn, Red (B), Marquette | 1931 |
| Shelley, Dexter (B), Texas | 1932 |
| Young, Paul (C), Oklahoma | 1933-38 |
| *Johnston, Chester (B), Marquette | 1935-33 |
| *Brock, Lou (B), Purdue | 1940 |
| Lyman, Del (T), UCLA | 1941 |
| Hinte, Hal (E), Pittsburgh | 1942 |
| Frankowski, Ray (G), Washington | 1945 |
| *Sample, Chuck (B), Toledo | 1945 |
| *Bennett, Earl (G), Hardin-Simmons | 1946 |
| Tassos, Damon (G), Texas A&M | 1947-49 |
| *Afflis, Dick (G), Nevada | 1951 |
| *Parilli, Babe (QB), Kentucky | 1952-53 |
| Garrett, Bob (QB), Stanford | 1954 |
| Brackins, Charlie (QB), Prairie View A&M . . | 1955 |
| Held, Paul (QB), San Jose State | 1955 |
| *Starr, Bart (QB), Alabama | 1956-71 |

RETIRED FOR STARR, 1973**16**

| | |
|---|-------------|
| Harris, Jack (B), Wisconsin | 1925-26 |
| Skeate, Gil (FB), Gonzaga | 1927 |
| *Hill, Don (B), Stanford | 1929 |
| *Dunn, Red (B), Marquette | 1929-30 |
| Davenport, Bill (HB), Hardin-Simmons . . . | 1931 |
| Zeller, Joe (G), Indiana | 1932 |
| *Herber, Arnie (B), Regis | 1933 |
| *Scherer, Bernie (E), Nebraska | 1937 |
| *Biolo, John (G), Lake Forest | 1939 |
| *Brock, Lou (B), Purdue | 1940-45 |
| Mitchell, Charles (B), Tulsa | 1946 |
| Gillette, Jim (B), Virginia | 1947 |
| Cifers, Bob (B), Tennessee | 1949 |
| *Dreyer, Wally (B), Wisconsin | 1950 |
| *Wimberly, Abner (E), Louisiana State | 1950-51 |
| *Parilli, Babe (QB), Kentucky | 1953 |
| *Starr, Bart (QB), Alabama | 1956 |
| *McHan, Lamar (QB), Arkansas | 1960 |
| *James, Claudis (WR), Jackson State | 1967 |
| Hunter, Scott (QB), Alabama | 1971-73 |
| Johnson, Randy (QB), Texas A&I | 1976 |
| Sproul, Dennis (QB), Arizona State | 1978 |
| *Birney, Tom (K), Michigan State | 1980 |
| Stachowicz, Ray (P), Michigan State | 1981-82 |
| Wright, Randy (QB), Wisconsin | 1984-88 |
| McJulien, Paul (P), Jackson State | 1991-92 |
| Copeland, Russell (WR), Memphis State . . . | 1998 |
| Rayner, Dave (K), Michigan State | 2006 |
| Nall, Craig (QB), Northwestern (La) State . . | 2003-04, 07 |
| Swain, Brett (WR), San Diego State | 2009-10 |
| Tolzien, Scott (QB), Wisconsin | 2013, 15 |

17

| | |
|--|---------|
| Larson, Fred (C), Notre Dame | 1925 |
| *Lidberg, Carl (FB), Minnesota | 1926 |
| *Darling, Bernard (C), Beloit | 1927-28 |
| *Baker, Roy (B), Southern California | 1929 |
| *Dunn, Red (B), Marquette | 1930 |
| Wilson, Faye (B), Texas A&M | 1931 |
| *Evans, Lon (G), Texas Christian | 1933 |
| *Bultman, Art (C), Marquette | 1934 |
| *Sauer, George (B), Nebraska | 1937 |
| Isbell, Cecil (B), Purdue | 1938-42 |
| Wehba, Ray (E), Southern California | 1944 |
| *Bucchianeri, Mike (G), Indiana | 1945 |
| Pregulman, Merv (G), Michigan | 1946 |
| Cody, Ed (B), Purdue | 1947-48 |
| Schuetz, Carl (C/DB), Marquette | 1950-51 |
| *McHan, Lamar (QB), Arkansas | 1959-60 |
| *Williams, Travis (RB/KR), Arizona State . . | 1967 |
| Tagge, Jerry (QB), Nebraska | 1972-74 |
| Whitehurst, David (QB), Furman | 1977-83 |
| Bracken, Don (P), Michigan | 1985-90 |
| *King, Don (DB), Southern Methodist | 1987 |
| Hentrich, Craig (P), Notre Dame | 1994-97 |
| Adams, Davante (WR), Fresno State | 2014-16 |

18

| | |
|---|---------|
| Wilkens, Elmer (E), Indiana | 1925 |
| *Purdy, Pid (B), Beloit | 1926 |
| Tuttle, George (E), Minnesota | 1927 |
| Young, Billy (G), Ohio State | 1929 |
| *Fitzgibbon, Paul (B), Creighton | 1930 |
| Saunders, Russ (FB), Southern California . . | 1931 |
| *Monnett, Bob (B), Michigan State | 1933 |
| Bruder, Hank (B), Northwestern | 1936-38 |
| Mulleneaux, Lee (C), Northern Arizona . . . | 1938 |
| Disend, Leo (T), Albright | 1940 |
| Shirey, Fred (T), Nebraska | 1940 |
| Vant Hull, Fred (G), Minnesota | 1942 |
| Falkenstein, Tony (FB), St. Mary's (Calif.) . | 1943 |
| Kercher, Bob (DE), Georgetown | 1944 |
| *Urban, Alex (E), South Carolina | 1944 |
| Keuper, Ken (B), Georgia | 1945-47 |

DID YOU KNOW ...

In 1952, the National Football League established a system for numbering players, with a vague exemption for "nationally known players." A year later, such players as Otto Graham (60 to 14) changed their jerseys to conform to the system. According to the mandate, quarterbacks and kickers were numbered 1-19, running backs and defensive backs 20-49, centers and linebackers 50-59, defensive linemen, guards and tackles 60-79 and receivers 80-89. Today, quarterbacks, punters and kickers are numbered 1-19, running backs and defensive backs 20-49, centers 50-79, offensive guards and tackles 60-79, wide receivers 10-19 and 80-89, tight ends and H-backs 40-49 and 80-89, defensive linemen 50-70 and 90-99, and linebackers 40-49, 50-59 and 90-99.

| | |
|---|------------------|
| Cremer, Ted (E), Auburn | 1948 |
| Ferry, Lou (T), Villanova | 1949 |
| Drulis, Chuck (G), Temple | 1950 |
| Robinson, Charley (G), Morgan State | 1951 |
| *Rote, Tobin (QB), Rice | 1952-56 |
| *Roach, John (QB), Southern Methodist | 1961 |
| Duncan, Ken (P), Tulsa | 1971 |
| Walker, Randy (P), Northwestern (La.) State | 1974 |
| Danelo, Joe (K), Washington State | 1975 |
| Vataha, Randy (WR), Stanford | 1977 |
| Zorn, Jim (QB), Cal Poly-Pomona | 1985 |
| Shield, Joe (QB), Trinity (Conn.) | 1986 |
| *Washington, Chuck (DB), Arkansas | 1987 |
| Tomczak, Mike (DB), Ohio State | 1991 |
| Pederson, Doug (QB), Northeast La. | 1996-98, 2001-04 |
| Holiday, Carlyle (WR), Notre Dame | 2006-07 |
| Cobb, Randall (WR), Kentucky | 2011-16 |

19

| | |
|--|----------------|
| McAuliffe, Jack (HB), Beloit | 1926 |
| Mayer, Frank (G), Notre Dame | 1927 |
| *Smith, Red (G), Notre Dame | 1927 |
| *Bowdoin, Jim (G), Alabama | 1928 |
| *Nash, Tom (E), Georgia | 1929, 32 |
| Hanny, Frank (T), Indiana | 1930 |
| *McCrary, Hurdis (B), Georgia | 1931 |
| *Michalske, Mike (G), Penn State | 1932 |
| Mott, Norm (B), Georgia | 1933 |
| *Norgard, Al (E), Stanford | 1934 |
| *Herber, Arnie (B), Regis | 1937 |
| Mulleneaux, Carl (E), Utah State | 1938-41, 45-46 |
| *Bucchianeri, Mike (G), Indiana | 1944 |
| *Riddick, Ray (E), Fordham | 1946 |
| McDougal, Bob (B), Miami (Fla.) | 1947 |
| Olsen, Ralph (E), Utah | 1949 |
| Baldwin, Al (E), Arkansas | 1950 |
| *Orlich, Dan (E), Nevada | 1951 |
| Brown, Carlos (QB), Pacific | 1975-76 |
| Douglass, Bobby (QB), Kansas | 1978 |
| *Birney, Tom (K), Michigan State | 1979-80 |
| Pisarkiewicz, Steve (QB), Missouri | 1980 |
| Campbell, Rich (QB), California | 1981-84 |
| *Schroeder, Bill (WR), Wisconsin-La Crosse | 1994 |
| Jones, Jamal (WR/KR), North Carolina A&T | 2005 |
| Bodiford, Shaun (WR), Portland State | 2006-07 |
| Ealy, Biren (WR), Houston | 2009 |
| White, Myles (WR), Louisiana Tech | 2013 |

20

| | |
|--|---------|
| *Enright, Rex (FB), Notre Dame | 1926 |
| *O'Donnell, Dick (E), Minnesota | 1927-28 |
| *Lambeau, Earl "Curly" (B), Notre Dame | 1929 |
| *McNally (Blood), Johnny (B), St. John's | 1931-32 |
| Greeney, Norm (G), Notre Dame | 1933 |
| Casper, Charley (B), Texas Christian | 1934 |
| *Sandifer, Dan (B), Louisiana State | 1952 |
| Bailey, Byron (HB), Washington State | 1953 |
| Miller, Don (B), Southern Methodist | 1954 |
| Bookout, Billy (DB), Austin | 1955-56 |
| Pelittbon, John (DB), Notre Dame | 1957 |
| Francis, Joe (B), Oregon State | 1958-59 |
| Widby, Ron (P), Tennessee | 1972-73 |
| *Tullis, Walter (WR), Delaware State | 1978 |
| Turner, Wylie (DB), Angelo State | 1979-80 |
| Williams, Delvin (RB), Kansas | 1981 |
| Winters, Chet (RB), Oklahoma | 1983 |
| Turner, Maurice (RB), Utah State | 1985 |
| Berry, Ed (DB), Utah State | 1986 |
| Cook, Kelly (RB), Oklahoma State | 1987 |
| Hargrove, James (RB), Wake Forest | 1987 |
| McGruder, Michael (CB), Kent State | 1989 |
| Williams, Kevin (RB), UCLA | 1993 |
| *Cooks, Kerry (S), Iowa | 1998 |
| Rossum, Allen (CB/KR), Notre Dame | 2000-01 |
| Anderson, Marques (S), UCLA | 2002-03 |
| Jackson, James (RB), Miami (Fla.) | 2004 |
| *Roman, Mark (S), Louisiana State | 2005 |
| *Bigby, Atari (S), Central Florida | 2006-10 |
| Green, Alex (RB), Hawaii | 2011-12 |
| Dorleant, Makinton (CB), Northern Iowa | 2016 |

21

| | |
|--------------------------------|------|
| *Lewellen, Verne (B), Nebraska | 1927 |
| *Purdy, Pid (B), Beloit | 1927 |

| | |
|---------------------------------------|-------------|
| *Baker, Roy (B), Southern California | 1928 |
| *Nash, Tom (E), Georgia | 1928 |
| Evans, Jack (B), California | 1929 |
| Haycraft, Ken (E), Minnesota | 1930 |
| *Gantenbein, Milt (E), Wisconsin | 1931-32 |
| *Goldenberg, Charles (G/B), Wisconsin | 1933 |
| Banet, Herb (B), Manchester | 1937 |
| Tinsley, Pete (G/LB), Georgia | 1938-45 |
| Sparis, Al (G), UCLA | 1946 |
| Curf, Ward (B), Marquette | 1947 |
| Smith, Ed (HB), Texas Mines | 1948-49 |
| DiPierro, Ray (G), Ohio State | 1950-51 |
| Jeter, Bob (DB), Iowa | 1963-70 |
| *Hall, Charlie (CB), Pittsburgh | 1971-74 |
| *Hadl, John (QB), Kansas | 1975 |
| Wagner, Steve (DB), Wisconsin | 1976-79 |
| Jolly, Mike (S), Michigan | 1980, 82-83 |
| Crouse, Ray (RB), Nevada-Las Vegas | 1984 |
| Fullwood, Brent (RB), Auburn | 1987-90 |
| Fuller, Joe (CB), Northern Iowa | 1991 |
| Carter, Carl (CB), Texas Tech | 1992 |
| Duckett, Forey (CB), Nevada-Reno | 1994 |
| Newsome, Craig (CB), Arizona State | 1995-98 |
| Berry, Gary (S), Ohio State | 2000 |
| Jue, Bhawoh (CB/S), Penn State | 2001-04 |
| Little, Earl (S), Miami (Fla.) | 2005 |
| Woodson, Charles (CB/S), Michigan | 2006-12 |
| Clinton-Dix, Ha Ha (S), Alabama | 2014-16 |

22

| | |
|--|-------------|
| *Quatse, Jess (T), Pittsburgh | 1933 |
| *Dilweg, Lavvie (E), Marquette | 1927-33 |
| *Gantenbein, Milt (E), Wisconsin | 1935-40 |
| Pannell, Ernie (T), Texas A&M | 1941-42, 45 |
| *Riddick, Ray (E), Fordham | 1942 |
| *Evans, Dick (E), Iowa | 1943 |
| Bilda, Dick (B), Marquette | 1944 |
| *McKay, Roy (B), Texas | 1946-47 |
| *Rhodemyre, Jay (C/LB), Kentucky | 1948-49 |
| Grimes, Billy (HB), Oklahoma A&M | 1950-52 |
| *Boone, J.R. (B), Tulsa | 1953 |
| Papit, Johnny (HB), Virginia | 1953 |
| Roberts, Bill (HB), Dartmouth | 1956 |
| Shanley, Jim (HB), Oregon | 1958 |
| *Butler, Bill (B), Chattanooga | 1959 |
| Pitts, Elijah (RB), Philander Smith | 1961-69, 71 |
| Staggers, Jon (WR), Missouri | 1972-74 |
| Lee, Mark (CB), Washington | 1980-90 |
| Billups, Lewis (CB), North Alabama | 1992 |
| McGill, Lenny (CB), Arizona State | 1994-95 |
| Brooks, Bucky (CB), North Carolina | 1996-97 |
| Holmes, Darick (RB), Portland State | 1998 |
| Parker, De'Mond (RB), Oklahoma | 1999-2000 |
| Thibodeaux, Keith (CB), Northwestern (La.) St. | 2001 |
| Metcalf, Eric (RB/KR), Texas | 2002 |
| Luchey, Nick (FB), Miami (Fla.) | 2003-04 |
| Manuel, Marquand (S), Florida | 2006 |
| Lee, Pat (CB), Auburn | 2008, 10-11 |
| McMillian, Jerron (S), Maine | 2012-13 |
| Bell, Kahlii (RB), UCLA | 2013 |
| Ripkowski, Aaron (FB), Oklahoma | 2015-16 |

23

| | |
|--|---------|
| *Woodin, Whitey (G), Marquette | 1927-31 |
| *Minick, Paul (G), Iowa | 1929 |
| Smith, Ben (E), Alabama | 1933 |
| Witte, Earl (B), Gustavus Adolphus | 1934 |
| Mattos, Harry (B), St. Mary's (Calif.) | 1936 |
| Daniell, Averell (T), Pittsburgh | 1937 |
| *Urban, Alex (E), South Carolina | 1941 |
| Ohlgren, Earl (DE), Minnesota | 1942 |
| Lankas, Jim (FB), St. Mary's (Calif.) | 1943 |
| *Perkins, Don (FB), Platteville St. Teachers | 1944 |
| Goodnight, Clyde (E), Tulsa | 1945-49 |
| Pritko, Steve (E), Villanova | 1949-50 |
| Jansante, Val (E), Duquesne | 1951 |
| *Nussbaumer, Bob (B), Michigan | 1951 |
| *Sandifer, Dan (B), Louisiana State | 1953 |
| *Capuzzi, Jim (B), Cincinnati | 1955 |
| Young, Glenn (DB), Purdue | 1956 |
| *Romine, Al (HB), Alabama | 1958 |
| Winslow, Paul (HB), North Carolina Central | 1960 |
| Norton, Jerry (DB), Southern Methodist | 1963-64 |
| *Williams, Travis (RB/KR), Arizona State | 1967-70 |

| | |
|--|---------|
| Hudson, Bob (RB), Northeastern (Okla.) State . . . | 1972 |
| Leigh, Charlie (RB), No College . . . | 1974 |
| Randolph, Terry (DB), American International . . . | 1977 |
| Harvey, Maurice (S), Ball State . . . | 1981-83 |
| Clanton, Chuck (DB), Auburn . . . | 1985 |
| Greene, Tiger (S), Western Carolina . . . | 1986-90 |
| McCloughan, Dave (CB), Colorado . . . | 1992 |
| Walker, Sammy (CB), Texas Tech . . . | 1993 |
| Dorsett, Matthew (CB), Southern . . . | 1995 |
| Blackmon, Roosevelt (CB), Morris Brown . . . | 1998 |
| Jenkins, Billy (S), Howard . . . | 2001 |
| Gordon, Darrien (CB/KR), Stanford . . . | 2002 |
| *Roman, Mark (S), Louisiana State . . . | 2004 |
| Herron, Noah (RB), Northwestern . . . | 2005-06 |
| Nance, Dimitri (RB), Arizona State . . . | 2010 |
| Franklin, Johnathan (RB), UCLA . . . | 2013 |
| Randall, Damarious (CB), Arizona State . . . | 2015-16 |

24

| | |
|--|-----------|
| Jones, Bruce (G), Alabama . . . | 1927-28 |
| *McNally (Blood), Johnny (B), St. John's . . . | 1929-30 |
| Don Carlos, Waldo (C), Drake . . . | 1931 |
| *Perry, Claude (T), Alabama . . . | 1932 |
| Sarafiny, Al (C), St. Edward's . . . | 1933 |
| *Michalske, Mike (G), Penn State . . . | 1934 |
| O'Connor, Bob (T), Stanford . . . | 1935 |
| *Laws, Joe (B), Iowa . . . | 1937-45 |
| *Reid, Floyd (HB), Georgia . . . | 1952-56 |
| Wood, Willie (S), Southern California . . . | 1960-71 |
| McBride, Ron (RB), Missouri . . . | 1973 |
| Gray, Johnnie (S), Cal State-Fullerton . . . | 1975-83 |
| Cade, Mossy (DB), Texas . . . | 1985-86 |
| Jakes, Van (CB), Kent State . . . | 1989 |
| Hauck, Tim (S), Montana . . . | 1991-94 |
| Hayden, Aaron (RB), Tennessee . . . | 1997 |
| Edwards, Antuan (CB/S), Clemson . . . | 1999-2003 |
| Thomas, Joey (CB), Montana State . . . | 2004-05 |
| Bush, Jarrett (CB/S), Utah State . . . | 2006-14 |
| Rollins, Quinten (CB), Miami (Ohio) . . . | 2015-16 |

25

| | |
|---|-----------|
| *Rosatti, Rudy (T), Michigan . . . | 1927 |
| Griffen, Harold (C), Iowa . . . | 1928 |
| *Minick, Paul (G), Iowa . . . | 1929 |
| *Woodin, Whitey (G), Marquette . . . | 1929 |
| *Engelmann, Wuert (B), South Dakota St. . . | 1931-33 |
| *Evans, Lon (G), Texas Christian . . . | 1934 |
| *Sauer, George (B), Nebraska . . . | 1935-36 |
| *Jankowski, Ed (B), Wisconsin . . . | 1937 |
| Zupek, Al (E), Lawrence . . . | 1946 |
| West, Pat (B), Southern California . . . | 1948 |
| Wizbicki, Alex (B), Holy Cross . . . | 1950 |
| Davis, Harper (B), Mississippi State . . . | 1951 |
| Losch, Jack (HB), Miami (Fla.) . . . | 1956 |
| Kinard, Billy (B), Mississippi . . . | 1957-58 |
| Brown, Tim (HB), Ball State . . . | 1959 |
| *Butler, Bill (B), Chattanooga . . . | 1959 |
| Moore, Tom (HB), Vanderbilt . . . | 1960-65 |
| Hampton, Dave (RB), Wyoming . . . | 1969-71 |
| Goodman, Les (RB), Yankton . . . | 1973-74 |
| Huckleby, Harlan (RB), Michigan . . . | 1980-85 |
| Weigel, Lee (RB), Wisconsin-Eau Claire . . . | 1987 |
| Collins, Patrick (RB), Oklahoma . . . | 1988 |
| Clark, Vinnie (CB), Ohio State . . . | 1991-92 |
| Oliver, Muhammad (CB), Oregon . . . | 1993 |
| Levens, Dorsey (RB), Georgia Tech . . . | 1994-2001 |
| Whitley, James (S), Michigan . . . | 2003-04 |
| Underwood, Marviel (S), San Diego State . . . | 2005 |
| Grant, Ryan (RB), Notre Dame . . . | 2007-12 |
| Nixon, James (CB), California (Pa.) . . . | 2013 |
| Evans, Marwin (S), Utah State . . . | 2016 |

26

| | |
|--|---------|
| *Perry, Claude (T), Alabama . . . | 1927-30 |
| *Nash, Tom (E), Georgia . . . | 1929 |
| *Herber, Arnie (B), Regis . . . | 1931 |
| *Van Sickle, Clyde (C), Arkansas . . . | 1933 |
| *Butler, Frank (C/T), Michigan State . . . | 1934 |
| *McNally (Blood), Johnny (B), St. John's . . . | 1935 |
| Sturgeon, Lyle (T), North Dakota State . . . | 1937 |
| *Forte, Bob (B), Arkansas . . . | 1946 |
| Kelley, Bill (E), Texas Tech . . . | 1949 |
| Pearson, Lindell (HB), Oklahoma . . . | 1952 |
| *Pellfrey, Ray (E), Eastern Kentucky . . . | 1952 |
| Dawson, Gib (HB), Texas . . . | 1953 |

| | |
|---|----------------|
| *Capuzzi, Jim (B), Cincinnati . . . | 1956 |
| Gorgal, Ken (DB), Purdue . . . | 1956 |
| Adderley, Herb (CB), Michigan State . . . | 1961-69 |
| Walsh, Ward (RB), Colorado . . . | 1972 |
| Torkelson, Eric (RB), Connecticut . . . | 1974-79, 81 |
| Lewis, Tim (CB), Pittsburgh . . . | 1983-86 |
| *Jay, Craig (TE), Mount Senario . . . | 1987 |
| Cecil, Chuck (S), Arizona . . . | 1988-92 |
| *Thompson, Darrell (RB), Minnesota . . . | 1994 |
| Collins, Mark (CB), Cal State-Fullerton . . . | 1997 |
| Swiney, Erwin (CB), Nebraska . . . | 2002-03 |
| Horton, Jason (CB), North Carolina A&T . . . | 2004-05 |
| Peprah, Charlie (S), Alabama . . . | 2006-08, 10-11 |
| Bell, Josh (CB), Baylor . . . | 2009 |
| Harris, Dujuan (RB), Troy . . . | 2012, 14 |
| Waters, Herb (CB), Miami (Fla.) . . . | 2016 |

27

| | |
|--|-----------|
| *Basing, Myrt (B), Lawrence . . . | 1927 |
| *Molenda, Bo (B), Michigan . . . | 1928-30 |
| *Perry, Claude (T), Alabama . . . | 1931 |
| *Hinkle, Clarke (FB), Bucknell . . . | 1932 |
| *Hubbard, Cal (T), Geneva . . . | 1933 |
| *Bruder, Hank (B), Northwestern . . . | 1935-36 |
| Midler, Lou (DE), Minnesota . . . | 1940 |
| Ranspot, Keith (E), Southern Methodist . . . | 1942 |
| Adams, Chet (T), Ohio State . . . | 1943 |
| *Barnett, Solon (T), Baylor . . . | 1945 |
| *Tollferson, Chuck (G), Iowa . . . | 1946 |
| Jacobs, Jack (B), Oklahoma . . . | 1947-49 |
| Coutre, Larry (HB), Notre Dame . . . | 1950, 53 |
| Switzer, Veryl (B), Kansas State . . . | 1954-55 |
| Gorgal, Ken (DB), Purdue . . . | 1956 |
| Symank, John (DB), Florida . . . | 1957-62 |
| Mack, Red (WR), Notre Dame . . . | 1966 |
| *James, Claudis (WR), Jackson State . . . | 1967-68 |
| *Randolph, Al (DB), Iowa . . . | 1971 |
| Austin, Hise (DB), Prairie View A&M . . . | 1973 |
| Taylor, Cliff (RB), Memphis State . . . | 1976 |
| Hayes, Gary (DB), Fresno State . . . | 1984-86 |
| Elliott, Tony (DB), Central Michigan . . . | 1987 |
| Fontenot, Herman (RB), Louisiana State . . . | 1989-90 |
| Buffley, Terrell (CB), Florida State . . . | 1992-94 |
| Jones, Calvin (RB), Nebraska . . . | 1996 |
| Blair, Michael (RB), Ball State . . . | 1998 |
| McBride, Tod (CB/S), UCLA . . . | 1999-2002 |
| Hawthorne, Michael (CB/S), Purdue . . . | 2003-04 |
| Blackmon, Will (CB), Boston College . . . | 2006-09 |
| Smith, Anthony (S), Syracuse . . . | 2010 |
| Lacy, Eddie (RB), Alabama . . . | 2013-16 |

28

| | |
|--|-------------|
| *Smith, Red (G), Notre Dame . . . | 1927, 29 |
| *McCrary, Hurdis (B), Georgia . . . | 1929-30 |
| *Michalske, Mike (G), Penn State . . . | 1931 |
| *Kurth, Joe (T), Notre Dame . . . | 1933 |
| Maddox, George (T), Kansas State . . . | 1935 |
| Smith, Ed (B), New York Univ. . . | 1937 |
| Christman, Paul (QB), Missouri . . . | 1950 |
| Thomason, Bobby (DB), Virginia Military . . . | 1951 |
| Self, Clarence (B), Wisconsin . . . | 1952, 54-55 |
| *Rowser, John (DB), Michigan . . . | 1967 |
| Harden, Leon (S), Texas-El Paso . . . | 1970 |
| Buchanan, Willie (CB), San Diego State . . . | 1972-78 |
| McLeod, Mike (DB), Montana State . . . | 1984-85 |
| Watts, Albert (DB), Southern California . . . | 1986 |
| Pitts, Ron (CB), UCLA . . . | 1988-90 |
| Mullen, Roderick (CB/S), Grambling State . . . | 1995-97 |
| Mitchell, Basil (RB), Texas Christian . . . | 1999-2000 |
| Bowen, Matt (S), Iowa . . . | 2001-02 |
| Carroll, Ahmad (CB), Arkansas . . . | 2004-06 |
| Pope, P.J. (RB), Bowling Green . . . | 2006 |
| Lumpkin, Kregg (RB), Georgia . . . | 2008 |
| *Underwood, Brandon (CB), Cincinnati . . . | 2010 |
| Richardson, Sean (S), Vanderbilt . . . | 2012-15 |
| Hawkins, Josh (CB), East Carolina . . . | 2016 |

29

| | |
|--|---------|
| *Earp, Jug (C), Monmouth . . . | 1927-28 |
| *McCrary, Hurdis (B), Georgia . . . | 1929 |
| *Darling, Bernard (C), Beloit . . . | 1929-31 |
| *Peterson, Les (E), Texas . . . | 1932 |
| *Bettencourt, Larry (C), St. Mary's (Calif.) . . . | 1933 |
| *Laws, Joe (B), Iowa . . . | 1935-36 |
| Lester, Darrell (C), Texas Christian . . . | 1937-38 |

| | |
|---------------------------------------|---------|
| Brock, Charley (C/LB), Nebraska | 1939-47 |
| Wood, Bobby (T), Alabama | 1940 |
| Williams, Howard (DB), Howard | 1962-63 |
| Dunaway, Dave (WR), Duke | 1968 |
| Matthews, Al (DB), Texas A&I | 1970-75 |
| McCoy, Mike C. (DB), Colorado | 1976-83 |
| Stills, Ken (S), Wisconsin | 1985-89 |
| Woods, Jerry (S), Northern Michigan | 1990 |
| Wilson, Marcus (RB), Virginia | 1992-95 |
| Harris, Raymond (RB), Ohio State | 1998 |
| Goodman, Herbert (RB), Graceland | 2000-01 |
| Fuller, Curtis (S), Texas Christian | 2003-04 |
| *Williams, Walt (RB), Grambling State | 2005 |
| Culver, Tyrone (S), Fresno State | 2006 |
| Martin, Derrick (S), Wyoming | 2009-10 |
| Hayward, Casey (CB), Vanderbilt | 2012-15 |
| Brice, Kentrell (S), Louisiana Tech | 2016 |

30

| | |
|--|-----------------|
| *Cahoon, Ivan (T), Gonzaga | 1927-28 |
| *O'Donnell, Dick (E), Minnesota | 1929-30 |
| *Molenda, Bo (B), Michigan | 1931-32 |
| *Michalske, Mike (G), Penn State | 1932 |
| *Bettencourt, Larry (C), St. Mary's (Calif.) | 1933 |
| *Gantenbein, Milt (E), Wisconsin | 1933 |
| *Hinkle, Clarke (FB), Bucknell | 1933, 35, 37-41 |
| *Barragar, Nate (C), Southern California | 1934 |
| Mercein, Chuck (RB), Yale | 1967-69 |
| Krause, Larry (RB), St. Norbert | 1970-71, 73-74 |
| Patton, Ricky (RB), Jackson State | 1979 |
| Whitaker, Bill (DB), Missouri | 1981-82 |
| Carruth, Paul Ott (RB), Alabama | 1986-88 |
| *Morris, Jim Bob (DB), Kansas State | 1987 |
| Webb, Chuck (RB), Tennessee | 1991 |
| *Harris, Corey (WR/CB/KR), Vanderbilt | 1993-94 |
| *Henderson, William (FB), North Carolina | 1995-97 |
| *Green, Ahman (RB), Nebraska | 2000-06 |
| Kuhn, John (FB), Shippensburg | 2007-15 |
| Davis, Knile (RB), Arkansas | 2016 |

31

| | |
|--|----------|
| *Lewellen, Verne (B), Nebraska | 1929-30 |
| Janison, Ray (T), South Dakota State | 1931 |
| *Barragar, Nate (C), Southern California | 1931, 35 |
| *Van Sickle, Clyde (C), Arkansas | 1932 |
| *Michalske, Mike (G), Penn State | 1933 |
| *Kurth, Joe (T), Notre Dame | 1934 |
| Prescott, Harold (E), Hardin-Simmons | 1946 |
| Harding, Roger (C), California | 1949 |
| Boedeker, Bill (B), Kalamazoo | 1950 |
| *Mann, Bob (E), Michigan | 1951 |
| *Cone, Fred (FB/K), Clemson | 1952-57 |
| Taylor, Jim (FB), Louisiana State | 1958-66 |
| Williams, Perry (RB), Purdue | 1969-73 |
| Culbreath, Jim (FB), Oklahoma | 1977-79 |
| Ellis, Gerry (FB), Missouri | 1980-86 |
| Hunter, Tony (RB), Minnesota | 1987 |
| Rice, Allen (RB), Baylor | 1991 |
| McGee, Buford (FB), Mississippi | 1992 |
| Teague, George (S), Alabama | 1993-95 |
| Smith, Rod (CB), Notre Dame | 1998 |
| Vinson, Fred (CB), Vanderbilt | 1999 |
| Akins, Chris (S), Arkansas-Pine Bluff | 2000-01 |
| Harris, Al (CB), Texas A&M-Kingsville | 2003-09 |
| House, Davon (CB), New Mexico State | 2011-14 |

32

| | |
|---|---------|
| *Dunn, Red (B), Marquette | 1929 |
| *Bowdoin, Jim (G), Alabama | 1929-30 |
| Comstock, Rudy (G), Georgetown | 1931-33 |
| *Bultman, Art (C), Marquette | 1934 |
| *Perry, Claude (T), Alabama | 1935 |
| Becker, Wayland (E), Marquette | 1936-38 |
| *Biolo, John (G), Lake Forest | 1939 |
| *Uram, Andy (B), Minnesota | 1941 |
| Lusteg, Booth (K), Connecticut | 1969 |
| Highsmith, Don (RB), Michigan State | 1973 |
| Starch, Ken (RB), Wisconsin | 1976 |
| Atkins, Steve (RB), Maryland | 1979-81 |
| Simmons, John (DB), Southern Methodist | 1986 |
| *King, Don (DB), Southern Methodist | 1987 |
| Brown, Dave (CB), Michigan | 1987-89 |
| Avery, Steve (FB), Northern Michigan | 1991 |
| Stephens, John (RB), Northwestern (La.) State | 1993 |

| | |
|---|---------|
| Cobb, Reggie (RB), Tennessee | 1994 |
| Jervey, Travis (RB), The Citadel | 1995-98 |
| Mealey, Rondell (RB), Louisiana State | 2001-02 |
| Westbrook, Bryant (CB), Texas | 2002 |
| *Williams, Walt (RB), Grambling State | 2004 |
| Lee, ReShard (RB), Middle Tennessee State | 2005 |
| Jackson, Brandon (RB), Nebraska | 2007-10 |
| Benson, Cedric (RB), Texas | 2012 |
| Banjo, Chris (S), Southern Methodist | 2013-15 |
| Michael, Christine (RB), Texas A&M | 2016 |

33

| | |
|---|-------------|
| Kern, Bill (T), Pittsburgh | 1929 |
| *Engelmann, Wuert (B), South Dakota State | 1930 |
| *Radick, Ken (E), Marquette | 1931 |
| *Hinkle, Clarke (FB), Bucknell | 1932 |
| *Bultman, Art (C), Marquette | 1933 |
| *Michalske, Mike (G), Penn State | 1935 |
| Clemens, Cal (B), Southern California | 1936 |
| Peterson, Ray (B), San Francisco | 1937 |
| Weisberger, Dick (B), Willamette | 1938-40, 42 |
| *Bucchianeri, Mike (G), Indiana | 1941 |
| Sorenson, Glen (G), Utah State | 1943-45 |
| *Gatewood, Lester (C), Baylor | 1946-47 |
| Baxter, Lloyd (C), Southern Methodist | 1948 |
| Burris, Paul (G), Oklahoma | 1949-51 |
| Floyd, Bobby Jack (FB), Texas Christian | 1952 |
| *Clemens, Bob (FB), Georgia | 1955 |
| Purnell, Frank (FB), Alcorn A&M | 1957 |
| *Nitschke, Ray (LB), Illinois | 1958 |
| Carpenter, Lew (B), Arkansas | 1959-63 |
| Grabowski, Jim (RB), Illinois | 1966-70 |
| Smith, Barty (RB), Richmond | 1974-80 |
| Jensen, Jim (RB), Iowa | 1981-82 |
| Clark, Jessie (FB), Arkansas | 1983-87 |
| Sterling, John (RB), Central Oklahoma | 1985 |
| Woodside, Keith (RB), Texas A&M | 1988-91 |
| Evans, Doug (CB), Louisiana Tech | 1993-97 |
| *Henderson, William (FB), North Carolina | 1998-2006 |
| *Underwood, Brandon (CB), Cincinnati | 2009 |
| Saine, Brandon (RB), Ohio State | 2011-12 |
| Hyde, Micah (CB/DB), Iowa | 2013-16 |

34

| | |
|--|-----------|
| *Lidberg, Carl (FB), Minnesota | 1929 |
| *Sleight, Elmer (T), Purdue | 1930 |
| *Bowdoin, Jim (G), Alabama | 1931 |
| *Stahlin, Dick (T), DePaul | 1932 |
| *Rose, Al (E), Texas | 1933 |
| *Engelbreten, Paul (G), Northwestern | 1935-41 |
| *Roskie, Ken (B), South Carolina | 1948 |
| *Spencer, Joe (T), Oklahoma A&M | 1950-51 |
| Chandler, Don (K), Florida | 1965-67 |
| Middleton, Terrell (RB), Memphis State | 1977-81 |
| Clark, Allan (RB), Northern Arizona | 1982 |
| Rash, Lou (DB), Mississippi Valley State | 1987 |
| Mason, Larry (RB), Troy State | 1988 |
| Bennett, Edgar (RB), Florida State | 1992-96 |
| McKenzie, Mike (CB), Memphis | 1999-2004 |
| *Dendy, Patrick (CB), Rice | 2005 |
| Morency, Vernard (RB), Oklahoma State | 2006-07 |
| *Green, Ahman (RB), Nebraska | 2009 |
| White, Johnny (RB), North Carolina | 2012 |
| Hill, Michael (RB), Missouri Western State | 2013 |
| Jackson, Don (RB), Nevada | 2016 |

35

| | |
|---|----------|
| *Ashmore, Roger (T), Gonzaga | 1929 |
| *Radick, Ken (E), Marquette | 1930 |
| *Nash, Tom (E), Georgia | 1931-32 |
| Vairo, Dominic (E), Notre Dame | 1935 |
| *Butler, Frank (C/T), Michigan State | 1938 |
| Balasz, Frank (B), Iowa | 1939-41 |
| Flowers, Bob (C/LB), Texas Tech | 1942-49 |
| Johnson, Glenn (T), Arizona State | 1949 |
| *Tonemaker, Clayton (LB/C), Minnesota | 1950 |
| Michaels, Walt (G), Washington & Lee | 1951 |
| *Clemens, Bob (FB), Georgia | 1955 |
| Mestriuk, Frank (FB), Marquette | 1963 |
| Jacobs, Allen (HB), Utah | 1965 |
| Conway, Dave (K), Texas | 1971 |
| Rodgers, Del (RB/KR), Utah | 1982, 84 |
| Willhite, Kevin (RB), Oregon | 1987 |
| Haddix, Michael (FB), Mississippi State | 1989-90 |
| Wilson, Ray (S), New Mexico | 1994 |

| | |
|---------------------------------|---------|
| Graham, Jay (RB), Tennessee | 2002 |
| Gado, Samkon (RB), Liberty | 2005-06 |
| Hall, Korey (FB), Boise State | 2007-10 |
| Whitehead, Jermaine (S), Auburn | 2016 |

36

| | |
|---------------------------------------|-------------|
| *Michalske, Mike (G), Penn State | 1929-30, 37 |
| *Stahlman, Dick (T), DePaul | 1931 |
| *Quatse, Jess (T), Pittsburgh | 1933 |
| Tenner, Bob (E), Minnesota | 1935 |
| *Scherer, Bernie (E), Nebraska | 1938 |
| Steen, Frank (E), Rice | 1939 |
| Van Every, Hal (B), Minnesota | 1940-41 |
| *Bennett, Earl (G), Hardin-Simmons | 1946 |
| Girard, Jug (B), Wisconsin | 1948-51 |
| Wilson, Ben (FB), Southern California | 1967 |
| Carter, Mike (WR), Sacramento State | 1970 |
| Lane, MacArthur (RB), Utah State | 1972-74 |
| Sampson, Howard (DB), Arkansas | 1978-79 |
| Davis, Kenneth (RB), Texas Christian | 1986-88 |
| Butler, LeRoy (CB/S), Florida State | 1990-2001 |
| Collins, Nick (S), Bethune-Cookman | 2005-11 |
| Gunter, LaDarius (CB), Miami (Fla.) | 2015-16 |

37

| | |
|---|----------------|
| *Perry, Claude (T), Alabama | 1929, 33 |
| *Nash, Tom (E), Georgia | 1929-30 |
| *Sleight, Elmer (T), Purdue | 1931 |
| *Rose, Al (E), Texas | 1932 |
| *Johnston, Chester (B), Marquette | 1934 |
| *Seibold, Champ (T), Wisconsin | 1935-36 |
| Schammel, Francis (G), Iowa | 1937 |
| Jones, Tom (G), Bucknell | 1938 |
| Brennan, Jack (G), Michigan | 1939 |
| Berry, Connie (E), North Carolina State | 1940 |
| McLaughlin, Lee (G), Virginia | 1941 |
| Reichardt, Bill (FB), Iowa | 1952 |
| Ferguson, Howie (FB), No College | 1953-58 |
| Hickman, Larry (FB), Baylor | 1960 |
| *Crutcher, Tommy (LB), Texas Christian | 1964 |
| *Vandersee, Phil (LB/DE), Massachusetts | 1966 |
| Livingston, Dale (K), Western Michigan | 1970 |
| *Randolph, Al (DB), Iowa | 1971 |
| Thomas, Ike (DB), Bishop | 1972-73 |
| Wells, Terry (RB), Southern Mississippi | 1975 |
| Moresco, Tim (DB), Syracuse | 1977 |
| Murphy, Mark (S), West Liberty State | 1980-85, 87-91 |
| Johnson, KeShon (CB), Arizona | 1994, 97 |
| Williams, Tyrone (CB), Nebraska | 1996-2002 |
| Hawkins, Mike (CB), Oklahoma | 2005 |
| Rouse, Aaron (S), Virginia Tech | 2007-09 |
| Shields, Sam (CB), Miami (Fla.) | 2010-16 |

38

| | |
|---|----------|
| *Earp, Jug (C), Monmouth | 1929 |
| *Lidberg, Carl (FB), Minnesota | 1930 |
| *Hubbard, Cal (T), Centenary, Geneva | 1931 |
| *Bultman, Art (C), Marquette | 1933 |
| *McCrary, Hurdis (B), Georgia | 1933 |
| *Laws, Joe (B), Iowa | 1934 |
| *Herber, Arnie (B), Regis | 1935-40 |
| *Sample, Chuck (B), Toledo | 1942, 45 |
| Luhn, Nolan (E), Tulsa | 1945-49 |
| *Rote, Tobin (QB), Rice | 1950-51 |
| Mercer, Mike (K), Northern Arizona | 1968-69 |
| Webster, Tim (K), Arkansas | 1971 |
| Scales, Hurlis (DB), North Texas State | 1975 |
| Hood, Estus (DB), Illinois State | 1978-84 |
| Sullivan, John (DB), California | 1986 |
| *Washington, Chuck (DB), Arkansas | 1987 |
| Jefferson, Norman (DB), Louisiana State | 1987-88 |
| White, Adrian (S), Florida | 1992 |
| Pickens, Bruce (CB), Nebraska | 1993 |
| Satterfield, Brian (FB), North Alabama | 1996 |
| McElmurry, Blaine (S), Montana | 1997 |
| *Snider, Matt (FB), Richmond | 1999 |
| Thornburg, Jeremy (S), Northern Arizona | 2005 |
| Williams, Tramon (CB), Louisiana Tech | 2007-14 |
| Crockett, John (RB), North Dakota State | 2015 |

39

| | |
|--|---------|
| *Hubbard, Cal (T), Geneva | 1929 |
| *Earp, Jug (C), Monmouth | 1930-32 |
| *Bettencourt, Larry (C), St. Mary's (Calif.) | 1933 |
| *Hinkle, Clarke (FB), Bucknell | 1933 |

| | |
|--|---------|
| Paulekas, Tony (C), Washington & Jefferson | 1936 |
| *Evans, Lon (G), Texas Christian | 1937 |
| Hall, Stan (DB), Nevada | 1949 |
| *Martinkovic, John (DE), Xavier | 1951 |
| Mann, Erroll (K), North Dakota | 1968 |
| Hill, Jim (DB), Texas A&I | 1972-74 |
| Johnson, Sammy (RB), North Carolina | 1979 |
| Meade, Mike (FB), Penn State | 1982-83 |
| Burgess, Ronnie (DB), Wake Forest | 1985 |
| *Johnson, Kenneth (DB), Mississippi State | 1987 |
| Parker, Freddie (RB), Mississippi Valley State | 1987 |
| *Thompson, Darrell (RB), Minnesota | 1990-93 |
| *Prior, Mike (S), Illinois State | 1994-98 |
| Carter, Tony (FB), Minnesota | 2002 |
| Fontenot, Therrian (CB), Fresno State | 2005 |
| Ford, Trevor (CB), Troy | 2009 |
| Goodson, Demetri (CB), Baylor | 2014-16 |

40

| | |
|--|-------------|
| *Cahoon, Ivan (T), Gonzaga | 1929 |
| *Hubbard, Cal (T), Geneva | 1930, 32 |
| *Michalske, Mike (G), Penn State | 1935 |
| *Scherer, Bernie (E), Nebraska | 1936 |
| Lee, Bill (T), Alabama | 1937-42, 46 |
| *Schwammel, Ade (T), Oregon State | 1943 |
| Forté, Aldo (G), Montana | 1947 |
| Eason, Roger (G), Oklahoma | 1949 |
| *Elliott, Carlton (E), Virginia | 1951 |
| Aldridge, Ben (B), Oklahoma A&M | 1953 |
| Johnson, Joe (HB), Boston College | 1954-58 |
| Hackbart, Dale (DB), Wisconsin | 1960-61 |
| Gros, Earl (FB), Louisiana State | 1962-63 |
| Brown, Tom (DB), Maryland | 1964-68 |
| Kopay, Dave (RB), Washington | 1972 |
| Van Valkenburg, Pete (RB), Brigham Young | 1974 |
| Harrell, Willard (RB), Pacific | 1975-77 |
| Ivery, Eddie Lee (RB), Georgia Tech | 1979-86 |
| King, David (DB), Auburn | 1987 |
| Jackson, Johnnie (S), Houston | 1992 |
| Hayes, Chris (S), Washington State | 1996 |
| Terrell, Pat (S), Notre Dame | 1998 |
| Moore, Jason (S), San Diego State | 2000 |
| Fisher, Tony (RB), Notre Dame | 2002-05 |
| Miree, Brandon (FB), Pittsburgh | 2006 |
| Porter, Joe (CB), Rutgers | 2008 |
| Gordy, Josh (CB), Central Michigan | 2010 |
| Kerridge, Joe (FB), Michigan | 2016 |

41

| | |
|---|---------|
| *O'Boyle, Harry (B), Notre Dame | 1928 |
| *Zuidmilder, Dave (B), St. Ambrose | 1931 |
| *Herber, Arnie (B), Regis | 1932-33 |
| *Laws, Joe (B), Iowa | 1934 |
| *Hinkle, Clarke (FB), Bucknell | 1936 |
| *Seibold, Champ (T), Wisconsin | 1937-38 |
| Kell, Paul (T), Notre Dame | 1939-40 |
| Earhart, Ralph (B), Texas Tech | 1948-49 |
| Robinson, Bill (HB), Lincoln (Mo.) | 1952 |
| Johnson, Marvin (DB), San Jose State | 1952-53 |
| Mihajlovich, Lou (DE), Indiana | 1954 |
| *Nix, Doyle (DB), Southern Methodist | 1955 |
| Freeman, Bob (DB), Auburn | 1959 |
| Coffey, Junior (RB), Washington | 1965 |
| Gibson, Paul (WR), Texas-El Paso | 1972 |
| Burrow, Jim (DB), Nebraska | 1976 |
| Osborn, Dave (RB), North Dakota | 1976 |
| Flynn, Tom (S), Pittsburgh | 1984-86 |
| Compton, Chuck (DB), Boise State | 1987 |
| *Johnson, Kenneth (DB), Mississippi State | 1987 |
| Robinson, Eugene (S), Colgate | 1996-97 |
| *Marshall, Torrance (LB/FB), Oklahoma | 2002 |
| Wishom, Jerron (CB), Louisiana Tech | 2005 |
| Walker, Frank (CB), Tuskegee | 2007 |
| *Havner, Spencer (TE/LB), UCLA | 2009-10 |

42

| | |
|--|---------|
| *Lambeau, Earl "Curly" (B), Notre Dame | 1928 |
| *O'Boyle, Harry (B), Notre Dame | 1932 |
| *Monnett, Bob (B), Michigan State | 1934 |
| McDonald, Dustin (G), Indiana | 1935 |
| Schoemann, Roy (C), Marquette | 1938 |
| *Uram, Andy (B), Minnesota | 1939-43 |
| Duhart, Paul (B), Florida | 1944 |
| Smith, Bruce (B), Minnesota | 1945-48 |
| Kranz, Kenneth (B), Milwaukie Teachers | 1949 |

| | |
|---|-----------|
| Cannava, Al (B), Boston College | 1950 |
| *Dreyer, Wally (B), Wisconsin | 1950 |
| *Carmichael, Al (HB), Southern California | 1953-55 |
| McIlhenny, Don (HB), Southern Methodist | 1957-59 |
| Brockington, John (RB), Ohio State | 1971-77 |
| Landers, Walt (FB), Clark | 1978-79 |
| Ellerson, Gary (FB), Wisconsin | 1985-86 |
| Dean, Walter (FB), Grambling State | 1991 |
| Sydney, Harry (FB), Kansas | 1992 |
| Johnson, LeShon (RB), Northern Illinois | 1994-95 |
| Dowden, Corey (CB), Tulane | 1996 |
| Sharper, Darren (CB/S), William & Mary | 1997-2004 |
| Wynn, DeShawn (RB), Florida | 2007-09 |
| Burnett, Morgan (S), Georgia Tech. | 2010-16 |

43

| | |
|--|-----------|
| Webber, Dutch (E), Kansas State | 1928 |
| *McCrary, Hurdis (B), Georgia | 1932 |
| *Peterson, Les (E), Texas | 1934 |
| *Svendsen, George (C/LB), Minnesota | 1935-37 |
| *Goldenberg, Charles (G/B), Wisconsin | 1938-45 |
| *Wells, Don (E), Georgia | 1946-49 |
| Kirby, Jack (B), Southern California | 1949 |
| *Wimberly, Abner (E), Louisiana State | 1950 |
| *Loomis, Ace (B), La Crosse St. Teachers | 1952 |
| Barton, Don (B), Texas | 1953 |
| *Boone, J.R. (B), Tulsa | 1953 |
| Hart, Doug (DB), Texas-Arlington | 1964-71 |
| Mason, Dave (DB), Nebraska | 1974 |
| *Thompson, Aundra (WR), East Texas State | 1977-78 |
| Monroe, Henry (DB), Mississippi State | 1979 |
| Jones, Daryll (DB), Georgia | 1984-85 |
| Morris, Larry (RB), Syracuse | 1987 |
| Kinder, Randy (CB), Notre Dame | 1997 |
| McGarrahan, Scott (S), New Mexico | 1998-2000 |
| Smith, Moe (RB), North Carolina A&T | 2002 |
| *Franz, Todd (S), Tulsa | 2005 |
| *Dendy, Patrick (CB), Rice | 2006 |
| Jennings, M.D. (S), Arkansas State | 2011-13 |

44

| | |
|--|---------|
| Marks, Larry (B), Indiana | 1928 |
| Apsit, Marger (B), Southern California | 1932 |
| *Goldenberg, Charles (G/B), Wisconsin | 1935-37 |
| *Ray, Baby (T), Vanderbilt | 1938-48 |
| McGeary, Clarence (DT), North Dakota State | 1950 |
| *Stephenson, Dave (G/C), West Virginia | 1951 |
| Dillon, Bobby (DB), Texas | 1952-59 |
| Anderson, Donny (RB), Texas Tech | 1966-71 |
| Kroll, Bob (S), Northern Michigan | 1972-73 |
| *Hall, Charlie (CB), Pittsburgh | 1975-76 |
| Anderson, Vickey Ray (FB), Oklahoma | 1980 |
| O'Steen, Dwayne (CB), San Jose State | 1983-84 |
| Mansfield, Von (DB), Wisconsin | 1987 |
| Mandeville, Chris (DB), California-Davis | 1987-88 |
| Holmes, Jerry (CB), West Virginia | 1990-91 |
| *McNabb, Dexter (FB), Florida | 1993 |
| Darkins, Chris (RB), Minnesota | 1997 |
| *Snider, Matt (FB), Richmond | 2000 |
| Davenport, Najeh (RB/DB), Miami (Fla.) | 2002-05 |
| Starks, James (RB), Buffalo | 2010-16 |

45

| | |
|--|-------------|
| *Lewellen, Verne (B), Nebraska | 1928 |
| *Bullman, Art (C), Marquette | 1932 |
| *Herber, Arnie (B), Regis | 1934 |
| *Hinkle, Clarke (FB), Bucknell | 1934 |
| *Smith, Ernie (T), Southern California | 1935-37, 39 |
| *Kuusisto, Bill (G), Minnesota | 1941-45 |
| *Wildung, Dick (T), Minnesota | 1946-51 |
| *Nix, Doyle (DB), Southern Methodist | 1955 |
| Tunnell, Emlen (S), Iowa | 1959-61 |
| *Hathcock, Dave (DB), Memphis State | 1966 |
| *Rowser, John (DB), Michigan | 1967-69 |
| Hunt, Ervin (DB), Fresno State | 1970 |
| Smith, Perry (DB), Colorado State | 1973-76 |
| Thomas, Lavale (RB), Fresno State | 1987-88 |
| Sikahema, Vai (RB/KR), Brigham Young | 1991 |
| *McNabb, Dexter (FB), Florida | 1992 |
| *Prior, Mike (S), Illinois State | 1993 |
| Crawford, Keith (CB/WR), Howard Payne | 1995, 99 |
| *Cooks, Kerry (S), Iowa | 1998 |
| Combs, Derek (CB), Ohio State | 2003 |
| Johnson, Quinn (FB), Louisiana State | 2009-10 |

46

| | |
|--|-------------|
| *Ashmore, Roger (T), Gonzaga | 1928 |
| *Lewellen, Verne (B), Nebraska | 1931-32 |
| *Gantenben, Milt (E), Wisconsin | 1933-34 |
| *Evans, Lon (G), Texas Christian | 1935 |
| *Lettow, Russ (G), San Francisco | 1936-42, 46 |
| Fries, Sherwood (G/LB), Colorado State | 1943 |
| *Tollefson, Chuck (G), Iowa | 1944-45 |
| Clemson, Ray (G), St. Mary's (Calif.) | 1947 |
| *Olsonoski, Larry (G), Minnesota | 1948-49 |
| Nichols, Hamilton (G), Rice | 1951 |
| Gremminger, Hank (DB), Baylor | 1956-65 |
| Glass, Leland (WR), Oregon | 1972-73 |
| Luke, Steve (DB), Ohio State | 1975-80 |
| Harrison, Anthony (DB), Georgia Tech | 1987 |
| Richard, Gary (DB), Pittsburgh | 1988 |
| Workman, Vince (RB), Ohio State | 1989-92 |
| Robinson, Michael (CB), Hampton | 1996 |
| Bolden, Juran (CB), Mississippi Delta | 1998 |
| Artmore, Rodney (S), Baylor | 1999 |
| Harris, Alonzo (RB), Louisiana-Lafayette | 2015 |

47

| | |
|--|---------|
| *Gantenben, Milt (E), Wisconsin | 1933 |
| *Bruder, Hank (B), Northwestern | 1934 |
| *Rose, Al (E), Texas | 1935-36 |
| *Gordon, Lou (T), Illinois | 1937 |
| Berezney, Paul (T), Fordham | 1942-44 |
| Lipscomb, Paul (T), Tennessee | 1945-49 |
| *Szafaryn, Len (T), North Carolina | 1950 |
| *Martinkovic, John (DE), Xavier | 1951 |
| *Moselle, Dom (B), Superior State | 1952 |
| Walker, Val Joe (DB), Southern Methodist | 1953-56 |
| Whittenton, Jesse (DB), Texas Western | 1958-64 |
| Rule, Gordon (DB), Dartmouth | 1968-69 |
| Davis, Dave (WR), Tennessee A&I | 1971-72 |
| Petway, David (S), Northern Illinois | 1981 |
| *Morris, Jim Bob (DB), Kansas State | 1987 |
| Mitchell, Roland (CB/S), Texas Tech | 1991-94 |
| Galbraith, Scott (TE), Southern California | 1998 |
| Bell, Tyrone (CB), North Alabama | 1999 |
| *Bigby, Atari (S), Central Florida | 2005 |
| Giordano, Matt (S), California | 2009 |
| Ryan, Jake (LB), Michigan | 2015-16 |

48

| | |
|--|---------|
| *Hinkle, Clarke (FB), Bucknell | 1934 |
| *Butler, Frank (C/T), Michigan State | 1935-36 |
| Miller, Ookie (C), Purdue | 1938 |
| Jacunski, Harry (E), Fordham | 1939-44 |
| *Perkins, Don (FB), Platteville St. Teachers | 1945 |
| *Nussbaumer, Bob (B), Michigan | 1946 |
| Cook, Ted (E/DB), Alabama | 1948-50 |
| *Loomis, Ace (B), La Crosse St. Teachers | 1953 |
| Psaltis, Jim (DB), Southern California | 1954 |
| *Carmichael, Al (HB), Southern California | 1955-58 |
| Pesonen, Dick (DB), Minnesota-Duluth | 1960 |
| *Hathcock, Dave (DB), Memphis State | 1966 |
| Ellis, Ken (CB), Southern | 1970-75 |
| Simpson, Nate (RB), Tennessee State | 1977-79 |
| *Morris, Lee (WR), Oklahoma | 1987 |
| Bartrum, Mike (TE), Marshall | 1995 |
| Kitts, Jim (FB), Ferrum | 1998 |
| Leach, Vonta (FB), East Carolina | 2004-06 |
| Thomas, Joe (LB), South Carolina State | 2015-16 |

49

| | |
|--|---------|
| *Fitzgibbon, Paul (B), Creighton | 1932 |
| *Rose, Al (E), Texas | 1934 |
| *Kiesling, Walt (G), St. Thomas | 1935-36 |
| Howell, John (B), Nebraska | 1938 |
| *Orlich, Dan (E), Nevada | 1949-50 |
| Wicks, Bob (WR), Utah State | 1974 |
| *West, Ed (TE), Auburn | 1984 |
| Greenwood, David (S), Wisconsin | 1986 |
| Sutton, Mickey (CB), Montana | 1989 |
| *Wilner, Jeff (TE), Wesleyan (Conn.) | 1995 |
| Smith, Kevin (FB), UCLA | 1996 |
| *Hall, Lamont (TE), Clemson | 1999 |
| *Franz, Todd (S), Tulsa | 2002 |
| *Humphrey, Tory (TE), Central Michigan | 2005 |
| Alcorn, Zac (TE), Black Hills State | 2006 |
| Francois, Robert (LB), Boston College | 2010-13 |

50

| | |
|--------------------------------------|----------------|
| *Perry, Claude (T), Alabama | 1934 |
| *Schwammel, Ade (T), Oregon State | 1935-36, 43 |
| *Monnett, Bob (B), Michigan State | 1938 |
| Thompson, Clarence (B), Minnesota | 1939 |
| Johnson, Bill (DE), Minnesota | 1941 |
| *Roskie, Ken (B), South Carolina | 1948 |
| *Rhodemyre, Jay (C/LB), Kentucky | 1952 |
| Curry, Bill (C), Georgia Tech | 1965-66 |
| *Hyland, Bob (C), Boston College | 1967-69 |
| Carter, Jim (LB), Minnesota | 1970-75, 77-78 |
| Wingo, Rich (LB), Alabama | 1979, 81-84 |
| Rafferty, Vince (C), Colorado | 1987 |
| Holland, Johnny (LB), Texas A&M | 1987-93 |
| Arthur, Mike (C), Texas A&M | 1995-96 |
| Davis, Anthony (LB), Utah | 1999 |
| Williams, K.D. (LB), Henderson State | 2000-01 |
| Navies, Hannibal (LB), Colorado | 2003-04 |
| Hawk, A.J. (LB), Ohio State | 2006-14 |
| Martinez, Blake (LB), Stanford | 2016 |

51

| | |
|--|-----------|
| *Goldenberg, Charles (G/B), Wisconsin | 1934 |
| *Hubbard, Cal (T), Geneva | 1935 |
| *Evans, Lon (G), Texas Christian | 1936 |
| *Schneidman, Herm (B), Iowa | 1938-39 |
| *Lawrence, Jim (B), Texas Christian | 1939 |
| *Frutig, Ed (E), Michigan | 1941 |
| Stonebraker, John (E), Southern California | 1942 |
| Comp, Irv (B), St. Benedict's | 1943-49 |
| *Szafaryn, Len (T), North Carolina | 1950 |
| Faverty, Hal (C/LB), Wisconsin | 1952 |
| Ringo, Jim (C), Syracuse | 1953-63 |
| *Hayhoe, Bill (T), Southern California | 1969 |
| Hefner, Larry (LB), Clemson | 1972-75 |
| Gueno, Jim (LB), Tulane | 1976-80 |
| Prather, Guy (LB), Grambling State | 1981-85 |
| Monaco, Ron (LB), South Carolina | 1987 |
| Weishuhn, Clayton (LB), Angelo State | 1987 |
| Simpkins, Ron (LB), Michigan | 1988 |
| Bush, Blair (C), Washington | 1989-91 |
| Brady, Jeff (LB), Kentucky | 1992 |
| Morrissey, Jim (LB), Michigan State | 1993 |
| Williams, Mark (LB), Ohio State | 1994 |
| Williams, Brian (LB), Southern California | 1995-2000 |
| *Marshall, Torrance (LB/FB), Oklahoma | 2001-04 |
| Poppinga, Brady (LB), Brigham Young | 2005-10 |
| Smith, D.J. (LB), Appalachian State | 2011-12 |
| Palmer, Nate (LB), Illinois State | 2013, 15 |
| Fackrell, Kyle (LB), Utah State | 2016 |

52

| | |
|--|-----------|
| *Rose, Al (E), Texas | 1932 |
| *Bultman, Art (C), Marquette | 1934 |
| *Engelbreten, Paul (G), Northwestern | 1936 |
| Buhler, Larry (B), Minnesota | 1939-41 |
| *Snelling, Ken (B), UCLA | 1945 |
| *Kuusisto, Bill (G), Minnesota | 1946 |
| Skoglund, Bob (DE), Notre Dame | 1947 |
| Walker, Cleo (C/LB), Louisville | 1970 |
| *Winther, Wimpy (C), Mississippi | 1971 |
| Schmitt, John (C), Hofstra | 1974 |
| Weaver, Gary (LB), Fresno State | 1975-79 |
| Cumby, George (LB), Oklahoma | 1980-85 |
| Weddington, Mike (LB), Oklahoma | 1986-90 |
| Melka, James (LB), Wisconsin | 1987 |
| Winters, Frank (C/G), Western Illinois | 1992-2002 |
| Matthews, Clay (LB), Southern California | 2009-16 |

53

| | |
|--|---------|
| *McCrary, Hurdis (B), Georgia | 1933 |
| *Schwammel, Ade (T), Oregon State | 1934 |
| *Gordon, Lou (T), Illinois | 1936 |
| *Svendsen, Earl (C), Minnesota | 1939 |
| *Evans, Dick (E), Iowa | 1940 |
| Ingalls, Bob (C/LB), Michigan | 1942 |
| *Stephenson, Dave (G/C), West Virginia | 1953-55 |
| Timberlake, George (LB/G), Southern California | 1955 |
| Palumbo, Sam (LB/C), Notre Dame | 1957 |
| Iman, Ken (C), Southeast Missouri State | 1960-63 |
| Carr, Fred (LB), Texas-El Paso | 1968-77 |
| Chesley, Francis (LB), Wyoming | 1978 |

| | |
|---|---------|
| *Douglass, Mike (LB), San Diego State | 1979-85 |
| Leopold, Bobby (LB), Notre Dame | 1986 |
| Turpin, Miles (LB), California | 1986 |
| Anderson, Aric (LB), Millikin | 1987 |
| Corker, John (LB), Oklahoma State | 1988 |
| Koonce, George (LB), East Carolina | 1992-99 |
| Morton, Mike (LB), North Carolina | 2000 |
| O'Neal, Andre (LB), Marshall | 2001 |
| Lenon, Paris (LB), Richmond | 2002-05 |
| *Havner, Spencer (LB/TE), UCLA | 2008 |
| Simpkins, Maurice (LB), Coastal Carolina | 2010 |
| Briggs, Diyaral (LB), Bowling Green State | 2010 |
| Perry, Nick (LB), Southern California | 2012-16 |

54

| | |
|--|---------|
| Culver, Al (T), Notre Dame | 1932 |
| Jorgenson, Carl (T), St. Mary's (Calif.) | 1934 |
| *Johnston, Chester (B), Marquette | 1936 |
| Craig, Larry (E/B), South Carolina | 1939-49 |
| Schmidt, George (C), Lewis | 1952 |
| Walker, Malcolm (C), Rice | 1970 |
| *Winther, Wimpy (C), Mississippi | 1971 |
| McCarran, Larry (C), Illinois | 1973-84 |
| Schuh, Jeff (LB), Minnesota | 1986 |
| *Jensen, Greg (G), No College | 1987 |
| *Malancon, Rydell (LB), Louisiana State | 1987 |
| Stephen, Scott (LB), Arizona State | 1987-91 |
| Coleman, Keo (LB), Mississippi State | 1993 |
| *Harris, Bernardo (LB), North Carolina | 1995 |
| Cox, Ron (LB), Fresno State | 1996 |
| Joyner, Seth (LB), Texas-El Paso | 1997 |
| Waddy, Jude (LB), William & Mary | 1998-99 |
| Wayne, Nate (LB), Mississippi | 2000-02 |
| Josue, Steve (LB), Carson-Newman | 2004 |
| Manning, Roy (LB), Michigan | 2005 |
| Chillar, Brandon (LB), UCLA | 2008-10 |
| Moses, Dezman (LB), Tulane | 2012 |
| Aiyewa, Victor (LB), Washington | 2013 |
| Bradford, Carl (LB), Arizona State | 2016 |

55

| | |
|--|-----------|
| Franta, Herb (T), St. Thomas | 1930 |
| *Bruder, Hank (B), Northwestern | 1933 |
| Jones, Bob (G), Indiana | 1934 |
| *McNally (Blood), Johnny (B), St. John's | 1936 |
| Moore, Allen (E), Texas A&M | 1939 |
| *Adkins, Bob (B), Marshall | 1940-41 |
| Ecker, Ed (T), John Carroll | 1950-51 |
| Flanigan, Jim (LB), Pittsburgh | 1967-70 |
| Jenke, Noel (LB), Minnesota | 1973-74 |
| Hull, Tom (LB), Penn State | 1975 |
| *Hyland, Bob (C), Boston College | 1976 |
| Hunt, Mike (LB), Minnesota | 1978-80 |
| Scott, Randy (LB), Alabama | 1981-86 |
| Jordan, Kenneth (LB), Tuskegee | 1987 |
| Burnette, Reggie (LB), Houston | 1991 |
| Clark, Greg (LB), Arizona State | 1991 |
| Collins, Brett (LB), Washington | 1992-93 |
| Mott, Joe (LB), Iowa | 1993 |
| Strickland, Fred (LB), Purdue | 1994-95 |
| *Harris, Bernardo (LB), North Carolina | 1996-2001 |
| Wilkins, Marcus (LB), Texas | 2002-03 |
| Rogers, Nick (LB), Georgia Tech | 2004 |
| Thomas, Robert (LB), UCLA | 2005 |
| Hodge, Abdul (LB), Iowa | 2006 |
| Bishop, Desmond (LB), California | 2007-11 |
| Mulumba, Andy (LB), Eastern Michigan | 2013-15 |

56

| | |
|--|----------------|
| Pape, Orrin (B), Iowa | 1930 |
| *Barragar, Nate (C), Southern California | 1932 |
| Wunsch, Harry (G), Notre Dame | 1934 |
| Greenfield, Tom (C/LB), Arizona | 1939-41 |
| *Crutcher, Tommy (LB), Texas Christian | 1965-67, 71-72 |
| MacLeod, Tom (LB), Minnesota | 1973 |
| Hendricks, Ted (LB), Miami (Fla.) | 1974 |
| Perko, Tom (LB), Pittsburgh | 1976 |
| Smith, Blane (LB), Purdue | 1977 |
| Nuzum, Rick (C), Kentucky | 1978 |
| O'Neil, Ed (LB), Penn State | 1980 |
| Lewis, Cliff (LB), Southern Mississippi | 1981-84 |
| Dent, Burnell (LB), Tulane | 1986-92 |
| Painter, John (LB), Vanderbilt | 1987 |

| | |
|---|---------|
| Willis, James (LB), Auburn | 1993-94 |
| Hollinquest, Lamont (LB), Southern California | 1996-98 |
| Mays, Kiviuousama (LB), North Carolina | 1999 |
| McCasin, Eugene (LB), Florida | 2000 |
| Holmberg, Rob (LB), Penn State | 2001 |
| Nickerson, Hardy (LB), California | 2002 |
| Barnett, Nick (LB), Oregon State | 2003-10 |
| Manning, Terrell (LB), North Carolina State | 2012 |
| Peppers, Julius (LB), North Carolina | 2014-16 |

57

| | |
|--|-------------|
| *Van Sickle, Clyde (C), Arkansas | 1932 |
| *Seibold, Champ (T), Wisconsin | 1934, 39-40 |
| *Schwammel, Ade (T), Oregon State | 1936 |
| Zoll, Dick (G), Indiana | 1939 |
| Wehba, Ray (E), Southern California | 1944 |
| Bowman, Ken (C), Wisconsin | 1964-73 |
| Acks, Ron (LB), Illinois | 1974-76 |
| Gofourth, Derrel (G/C), Oklahoma State | 1977-82 |
| Curcio, Mike (LB), Temple | 1980 |
| Parlaveccio, Chet (LB), Penn State | 1983 |
| Moran, Rich (G), San Diego State | 1985-93 |
| Choate, Putt (LB), Southern Methodist | 1987 |
| Kelly, Joe (LB), Washington | 1995 |
| London, Antonio (LB), Alabama | 1998 |
| Nelson, Jim (LB), Penn State | 1998-99 |
| Gizzi, Chris (LB), Air Force | 2000-01 |
| Slaughter, T.J. (LB), Southern Mississippi | 2003 |
| Leake, John (LB), Clemson | 2005 |
| Hunter, Jason (DE), Appalachian State | 2006-08 |
| Obiozor, Cyril (LB), Texas A&M | 2009 |
| Wilhelm, Matt (LB), Ohio State | 2010 |
| Lattimore, Jamari (LB), Middle Tennessee St. | 2011-14 |

58

| | |
|---|-----------|
| *Kurth, Joe (T), Notre Dame | 1934 |
| *Seibold, Champ (T), Wisconsin | 1936 |
| Kilbourne, Warren (T), Minnesota | 1939 |
| *Ray, Baby (T), Vanderbilt | 1940 |
| Carter, Joe (E), Southern Methodist | 1942 |
| *Schwammel, Ade (T), Oregon State | 1944 |
| Neal, Ed (DT/T), Tulane | 1945-51 |
| *Tonnmaker, Clayton (LB/C), Minnesota | 1953-54 |
| *Bettis, Tom (LB), Purdue | 1955 |
| Lauer, Larry (C), Alabama | 1956-57 |
| Currie, Dan (LB), Michigan State | 1958-64 |
| Winkler, Francis (DE), Memphis State | 1968-69 |
| Withrow, Cal (C), Kentucky | 1971-73 |
| Cooney, Mark (LB), Colorado | 1974 |
| McCaffrey, Bob (C), Southern California | 1975 |
| Lally, Bob (LB), Cornell | 1976 |
| Hansen, Don (LB), Illinois | 1976-77 |
| Johnson, Danny (LB), Tennessee State | 1978 |
| *Rudzinski, Paul (LB), Michigan State | 1979 |
| Stewart, Steve (LB), Minnesota | 1979 |
| Beekley, Bruce (LB), Oregon | 1980 |
| Rubens, Larry (C), Montana State | 1982-83 |
| Cannon, Mark (C), Texas-Arlington | 1984-89 |
| D'Onofrio, Mark (LB), Penn State | 1992 |
| Hamilton, Ruffin (LB), Tulane | 1994 |
| Flanagan, Mike (C/T), UCLA | 1998-2005 |
| Taylor, Ben (LB), Virginia Tech | 2006 |
| Lansanah, Danny (LB), Connecticut | 2008 |
| Zombo, Frank (LB), Central Michigan | 2010-12 |
| Barrington, Sam (LB), South Florida | 2013-15 |
| Tripp, Jordan (LB), Montana | 2016 |

59

| | |
|--------------------------------------|-------------|
| *Butler, Frank (C/T), Michigan State | 1936 |
| *Lawrence, Jim (B), Texas Christian | 1939 |
| Kuechenberg, Rudy (LB), Indiana | 1970 |
| Toner, Tom (LB), Idaho State | 1973, 75-77 |
| *Anderson, John (LB), Michigan | 1979-89 |
| Larson, Kurt (LB), Michigan State | 1991 |
| Simmons, Wayne (LB), Clemson | 1993-97 |
| Diggs, Na'il (LB), Ohio State | 2000-05 |
| White, Tracy (LB), Howard | 2006-08 |
| Jones, Brad (LB), Colorado | 2009-14 |
| Lovato, Rick (LS), Old Dominion | 2015 |

60

| | |
|--------------------------------------|---------|
| *Butler, Frank (C/T), Michigan State | 1934 |
| *Kiesling, Walt (G), St. Thomas | 1936 |
| Schultz, Charles (T), Minnesota | 1939-41 |

| | |
|---|-----------|
| Blaine, Ed (G), Missouri | 1962 |
| Caffey, Lee Roy (LB), Texas A&M | 1964-69 |
| Knutson, Steve (T), Southern California | 1976-77 |
| *Anderson, John (LB), Michigan | 1978 |
| Allerman, Kurt (LB), Penn State | 1980-81 |
| Laslavic, Jim (LB), Penn State | 1982 |
| Moore, Blake (C/G), Wooster | 1984-85 |
| *Jensen, Greg (G), No College | 1987 |
| *Malancon, Rydell (L), Louisiana State | 1987 |
| Croston, Dave (T), Iowa | 1988 |
| Houston, Bobby (LB), North Carolina State | 1990 |
| Zeno, Lance (C), UCLA | 1993 |
| McGuire, Gene (C), Notre Dame | 1996 |
| Davis, Rob (LS), Shippensburg | 1997-2007 |

61

| | |
|--|---------|
| *Dilweg, Lavvie (E), Marquette | 1934 |
| *Smith, Ernie (T), Southern California | 1936 |
| Ruzich, Steve (G), Ohio State | 1952-54 |
| Spinks, Jack (G), Alcorn A&M | 1955-56 |
| Smith, Jerry (G), Wisconsin | 1956 |
| *Bullough, Hank (G), Michigan State | 1958 |
| *Toburen, Nelson (LB), Wichita State | 1961-62 |
| Breen, Gene (LB), Virginia Tech | 1964 |
| Bradley, Dave (G), Penn State | 1969-71 |
| Van Dyke, Bruce (G), Missouri | 1974-76 |
| McMath, Herb (DT), Morningside | 1977 |
| Simmons, Davie (LB), North Carolina | 1979 |
| Ane, Charlie (C), Michigan State | 1981 |
| Drechsler, Dave (G), North Carolina | 1983-84 |
| Wingle, Blake (G), UCLA | 1985 |
| Boyersky, Jerry (NT), Pittsburgh | 1986-89 |
| McGarry, John (G), St. Joseph's (Ind.) | 1987 |
| *Neville, Tom (T/G), Fresno State | 1992 |
| Curry, Scott (T), Montana | 1999 |
| Goode, Brett (LS), Arkansas | 2008-16 |

62

| | |
|--|-------------|
| *Norgard, Al (E), Stanford | 1934 |
| *Lettow, Russ (G), San Francisco | 1936 |
| Twedell, Francis (G), Minnesota | 1939 |
| *Afflis, Dick (G), Nevada | 1952-54 |
| Brown, Buddy (G), Arkansas | 1953-56 |
| Amundsen, Norm (G), Wisconsin | 1957 |
| *Cvercko, Andy (G), Northwestern | 1960 |
| *Aldridge, Lionel (DE), Utah State | 1963 |
| Lueck, Bill (G), Arizona | 1968-74 |
| Matson, Pat (G), Oregon | 1975 |
| Havig, Dennis (G), Colorado | 1977 |
| McLaughlin, Joe (LB), Massachusetts | 1979 |
| Aydelette, Buddy (G), Alabama | 1980 |
| Merrill, Mark (LB), Minnesota | 1982 |
| Laughlin, Jim (LB), Ohio State | 1983 |
| Mendoza, Ruben (G), Wayne State | 1986 |
| Meyer, Jim (T), Illinois State | 1987 |
| Kauahi, Kani (C), Hawaii | 1988 |
| *Brock, Matt (DE/DT), Oregon | 1989-93 |
| McIntyre, Guy (G), Georgia | 1994 |
| Rivera, Marco (G), Penn State | 1997-2004 |
| Coston, Junius (T/G), North Carolina A&T | 2005-07 |
| Dietrich-Smith, Evan (G/C), Idaho State | 2009, 11-13 |

63

| | |
|---|-----------|
| *Michalske, Mike (G), Penn State | 1934 |
| Zarnas, Gust (G), Ohio State | 1939-40 |
| Starret, Ben (B), St. Mary's (Calif.) | 1942-45 |
| Osdon, Urban (T), Minnesota | 1946-49 |
| *Stansauk, Don (T), Denver | 1950-51 |
| Bray, Ray (G), Western Michigan | 1952 |
| *Barr, Al (G), Southern California | 1954 |
| Skibinski, Joe (G), Purdue | 1955-56 |
| Matuszak, Marv (LB), Tulsa | 1958 |
| Thurston, Fuzzy (G), Valparaiso | 1959-67 |
| Winkler, Randy (G), Tarleton State | 1971 |
| Janet, Ernie (G), Washington | 1975 |
| Jones, Terry (NT), Alabama | 1978-84 |
| Hartnett, Perry (G), Southern Methodist | 1987 |
| Campen, James (C), Tulane | 1989-93 |
| Dukes, Jamie (C), Florida State | 1994 |
| Timmerman, Adam (G), South Dakota State | 1995-98 |
| McKenzie, Raleigh (G), Tennessee | 1999-2000 |
| Ferrario, Bill (G), Wisconsin | 2002 |
| Wells, Scott (C/G), Tennessee | 2004-11 |

Saturday, Jeff (C), North Carolina 2012
Linsley, Corey (C), Ohio State 2014-16

64

*Barragar, Nate (C), Southern California 1934
Johnson, Howard (G/LB), Georgia 1940-41
Fritsch, Ted (B), Stevens Point Teachers 1942-50
Danjean, Ernie (LB), Auburn 1957
Kramer, Jerry (G), Idaho 1958-68
Hunt, Kevin (T), Doane 1972
Kitsun, Syd (G), Wake Forest 1980-81, 83-84
Villanucci, Vince (NT), Bowling Green 1987
*Collier, Steve (T), Bethune-Cookman 1987
*Jurkovic, John (NT), Eastern Illinois 1993-95
Wilkinson, Bruce (T), Tennessee 1996-97
Jackson, Alcender (G), Louisiana State 2002
Lee, James (DT), Oregon State 2004
Palmer, Tony (G), Missouri 2006-07
Van Roten, Greg (G), Pennsylvania 2012-13
Pennel, Mike (DT), Colorado State-Pueblo 2014-16

65

*Evans, Lon (G), Texas Christian 1934
Wilson, Gene (E/DB), Southern Methodist 1947-48
*Collins, Albin (HB), Louisiana State 1951
Boerio, Chuck (LB), Illinois 1952
*Bettis, Tom (LB), Purdue 1956-61
Holler, Ed (LB), South Carolina 1963
Wortman, Keith (G), Nebraska 1972-75
*Douglass, Mike (LB), San Diego State 1978
Wellman, Mike (C), Kansas 1979-80
Cabral, Brian (LB), Colorado 1980
Hallstrom, Ron (G), Iowa 1982-92
Knapp, Lindsay (G), Notre Dame 1996
Tauscher, Mark (T/G), Wisconsin 2000-10
Taylor, Lane (G), Oklahoma State 2013-16

66

*Monnett, Bob (B), Michigan State 1934
*Svendsen, Earl (C), Minnesota 1939
*Svendsen, George (C/LB), Minnesota 1940-41
Davis, Ralph (G), Wisconsin 1947-48
*Stansauk, Don (T), Denver 1950
*Cone, Fred (FB/K), Clemson 1951
Teteak, Deral (LB/G), Wisconsin 1952-56
*Barry, Al (G), Southern California 1957
*Nitschke, Ray (LB), Illinois 1959-72
*Rudzinski, Paul (LB), Michigan State 1978
Lewis, Mike (NT), Arkansas A&M 1980

RETIRED FOR NITSCHKE, 1983**67**

*Logan, Dick (G), Ohio State 1952-53
*Bullough, Hank (G), Michigan State 1955
Salsbury, Jim (G), UCLA 1957-58
*Cvercko, Andy (G), Northwestern 1960
Grimm, Dan (G), Colorado 1963-65
Carroll, Leo (DE), San Diego State 1968
Snider, Malcolm (T/G), Stanford 1972-74
Enderle, Dick (G), Minnesota 1976
Kowalkowski, Bob (G), Virginia 1977
Swanke, Karl (T/C), Boston College 1980-86
Logan, David (NT), Pittsburgh 1987
Simpson, Travis (C), Oklahoma 1987
Ard, Billy (G/T), Wake Forest 1989-91
Barrie, Sebastian (DE), Liberty 1992
Hutchins, Paul (T), Western Michigan 1993-94
Dellenbach, Jeff (C/G), Wisconsin 1996-98
Maryland, Russell (DT), Miami (Fla.) 2000
Ruegamer, Grey (C/G), Arizona State 2003-05
Barclay, Don (T/G), West Virginia 2012-13, 15-16

68

*Herber, Arnie (B), Regis 1934
Seeman, George (E), Nebraska 1940
Paskvan, George (B), Wisconsin 1941
*Szafaryn, Len (T), North Carolina 1953-56
Dittrich, John (G), Wisconsin 1959
Gillingham, Gale (G), Minnesota 1966-74, 76
Koch, Greg (T), Arkansas 1977-85
Konopasek, Ed (T), Ball State 1987
Winter, Blaise (DE/NT), Syracuse 1988-90
Sims, Joe (T/G), Nebraska 1992-95

*Brown, Gary (T), Georgia Tech 1996
Wahle, Mike (T/G), Navy 1998-2004
White, Chris (C), Southern Mississippi 2005
Giacomini, Breno (T), Louisville 2008
Murphy, Kyle (T), Stanford 2016

69

*Engebretsen, Paul (G), Northwestern 1934
*Stephenson, Dave (G/C), West Virginia 1952
*Forester, Bill (LB), Southern Methodist 1953-59
*Toburen, Nelson (LB), Wichita State 1961
Bain, Bill (T), Southern California 1975
Harris, Leotis (G), Arkansas 1978-83
Cherry, Bill (C), Middle Tennessee State 1986-87
Gruber, Bob (T), Pittsburgh 1987
Blackshear, Jeff (G), Northeast Louisiana 2002
Bakhtiari, David (T), Colorado 2013-16

70

Dowden, Steve (T), Baylor 1952
*Wildung, Dick (T), Minnesota 1953
Hunter, Art (C), Notre Dame 1954
King, Don (DT), Kentucky 1956
Marshall, Rich (DT), Stephen F. Austin 1965
Crenshaw, Leon (DT), Tuskegee 1968
Moore, Rich (DT), Villanova 1969-70
Nystrom, Lee (T), Macalester 1974
McMillan, Ernie (T), Illinois 1975
Barber, Bob (DE), Grambling State 1976-79
*Rudzinski, Paul (LB), Michigan State 1980
Sams, Ron (G), Pittsburgh 1983
Uecker, Keith (G/T), Auburn 1984-85, 87-88, 90-91
*Collier, Steve (T), Bethune-Cookman 1987
*Grant, David (DE), West Virginia 1993
Hope, Charles (G), Central (Ohio) State 1994
Andruzzi, Joe (G), Southern Connecticut St. 1998-99
Klemm, Adrian (G/T), Hawaii 2005
Walter, Tyson (T/G), Ohio State 2006
Lang, T.J. (G/T), Eastern Michigan 2009-16

71

Lucky, Bill (DT), Baylor 1955
Finnin, Tom (T), Detroit 1957
*Forester, Bill (LB), Southern Methodist 1959-63
Voss, Lloyd (DT), Nebraska 1964-65
Peay, Francis (T), Missouri 1968-72
Branstetter, Kent (T), Houston 1973
Basinger, Mike (DE), California-Riverside 1974
Fanucci, Mike (DE), Arizona State 1974
Jackson, Mel (G), Southern California 1976-80
Thompson, Arland (G), Baylor 1981
Jones, Boyd (T), Texas Southern 1984
Shumate, Mark (NT), Wisconsin 1985
Ploeger, Kurt (DE), Gustavus Adolphus 1986
Drost, Jeff (DT), Iowa 1987
Jones, Scott (T), Washington 1991
Gray, Cecil (T), North Carolina 1992
*Brown, Gilbert (DT), Kansas 1993
*Brown, Gary (T), Georgia Tech 1994-95
Dotson, Santana (DT), Baylor 1996-2001
Barry, Kevin (T), Arizona 2002-05
Sitton, Josh (G), Central Florida 2008-15

72

Kahler, Royal (T), Nebraska 1942
McPherson, Forrest (T), Nebraska 1943-45
*Barnett, Solon (T), Baylor 1946
Kekeris, Jim (T), Missouri 1948
Johnson, Tom (DT), Michigan 1952
*Afflis, Dick (G), Nevada 1953
Helliun, Jerry (DT), Tulane 1954-57
Kimmel, J.D. (DT), Houston 1958
Miller, John (T), Boston College 1960
Davidson, Ben (DE), Washington 1961
Wright, Steve (T), Alabama 1964-67
Himes, Dick (T), Ohio State 1968-77
Lathrop, Kit (DT), Arizona State 1979-80
Oates, Brad (T), Brigham Young 1981
Boyd, Greg (DE), San Diego State 1983
*Neville, Tom (T/G), Fresno State 1986-88
*Auer, Todd (LB), Western Illinois 1987
Bone, Warren (DE), Texas Southern 1987
Hall, Mark (DE), Southwestern Louisiana 1989-90
Gabbard, Steve (T), Florida State 1991

| | |
|-----------------------------------|-----------|
| Salem, Harvey (T), California | 1992 |
| Dotson, Earl (T), Texas A&I | 1993-2002 |
| Bedell, Brad (T), Colorado | 2004 |
| Spitz, Jason (C/G), Louisville | 2006-10 |
| Gerhart, Garth (C), Arizona State | 2014 |

73

| | |
|--|----------------|
| Serini, Wash (G), Kentucky | 1952 |
| Cifelli, Gus (T), Notre Dame | 1953 |
| Beck, Ken (DT), Texas A&M | 1959-60 |
| Gassert, Ron (DT), Virginia | 1962 |
| McDowell, John (G), St. John's (Minn.) | 1964 |
| Weatherwax, Jim (DT), Calif. St.-L.A. | 1966-67, 69 |
| Hardy, Kevin (DT), Notre Dame | 1970 |
| Vanoy, Vernon (DT), Kansas | 1972 |
| Oats, Carleton (DT), Florida A&M | 1973 |
| Okoniewski, Steve (DT), Montana | 1974-75 |
| Skinner, Gerald (T), Arkansas | 1978 |
| Edwards, Earl (DT), Wichita State | 1979 |
| Braggs, Byron (DE), Alabama | 1981-83 |
| Veingrad, Alan (T), East Texas State | 1986-87, 89-90 |
| Caldwell, David (NT), Texas Christian | 1987 |
| Robbins, Tootie (T), East Carolina | 1992-93 |
| Taylor, Aaron (G), Notre Dame | 1995-97 |
| *McKenzie, Keith (DE), Ball State | 2002 |
| Colledge, Daryn (G/T), Boise State | 2006-10 |
| Tretter, JC (C/G), Cornell | 2014-16 |

74

| | |
|---|---------|
| *Olsonoski, Larry (G), Minnesota | 1948 |
| Steiner, Rebel (DB), Alabama | 1950-51 |
| Zatkoff, Roger (LB), Michigan | 1953-56 |
| Vereen, Carl (T), Georgia Tech | 1957 |
| Jordan, Henry (DT), Virginia | 1959-69 |
| Smith, Donnell (DE), Southern Univ. | 1971 |
| Brown, Aaron (DE), Minnesota | 1973-74 |
| Roller, Dave (DT), Kentucky | 1975-78 |
| Brown, Ken (C), New Mexico | 1980 |
| Huffman, Tim (G/T), Notre Dame | 1981-85 |
| *Collier, Steve (T), Bethune-Cookman | 1987 |
| Haley, Darryl (T), Utah | 1988 |
| Archambeau, Lester (DE), Stanford | 1990-92 |
| Widell, Doug (G), Boston College | 1993 |
| Dingle, Antonio (DT), Virginia | 1999 |
| Kampman, Aaron (DE/LB), Iowa | 2002-09 |
| Newhouse, Marshall (T), Texas Christian | 2011-13 |

75

| | |
|---|----------------|
| Croft, Milburn (T), Ripon | 1942-47 |
| Ruetz, Howard (DT), Loras | 1951-53 |
| *Afflis, Dick (G), Nevada | 1954 |
| Gregg, Forrest (T), Southern Methodist | 1956, 58-70 |
| Michaels, Lou (K), Kentucky | 1971 |
| Purefory, Dave (DL), Eastern Michigan | 1972-77 |
| Barzilauskas, Carl (DT), Indiana | 1978-79 |
| Turner, Rich (NT), Oklahoma | 1981-83 |
| Ruettgers, Ken (T), Southern California | 1985-96 |
| Heimbürger, Craig (G), Missouri | 1999 |
| Flanigan, Jim (DT), Notre Dame | 2001 |
| Tomich, Jared (DE), Nebraska | 2002 |
| Jackson, Grady (DT), Knoxville | 2003-05 |
| Moll, Tony (T/G), Nevada | 2006-08 |
| Bulaga, Bryan (T), Iowa | 2010-12, 14-16 |

76

| | |
|---|-------------|
| Crimmins, Bernie (G/B), Notre Dame | 1945 |
| Miller, Tom (E), Hampden-Sydney | 1946 |
| Kovatch, John (E), Notre Dame | 1947 |
| O'Malley, Tom (QB), Cincinnati | 1950 |
| Dees, Bob (T), Southwest Missouri State | 1952 |
| *Logan, Dick (G), Ohio State | 1952 |
| Skoronski, Bob (T), Indiana | 1956, 59-68 |
| McCoy, Mike P. (DT), Notre Dame | 1970-76 |
| Stokes, Tim (T), Oregon | 1978-82 |
| Carreker, Alphonso (DE), Florida State | 1984-88 |
| Ariey, Mike (T), San Diego State | 1989 |
| Vaene, David (T), Minnesota-Duluth | 1992 |
| Galbreath, Harry (G), Tennessee | 1993-95 |
| Willig, Matt (T), Southern California | 1998 |
| Clifton, Chad (T), Tennessee | 2000-11 |
| Daniels, Mike (DE/DT), Iowa | 2012-16 |

77

| | |
|---|-------------|
| *Gatewood, Lester (C), Baylor | 1946 |
| Summerhays, Bob (B), Utah | 1949-51 |
| *Hanner, Dave (DT), Arkansas | 1952-54 |
| Sandusky, John (T), Villanova | 1956 |
| Spencer, Ollie (T), Kansas | 1957-58 |
| Kostelnik, Ron (T), Cincinnati | 1961-68 |
| *Hayhoe, Bill (T), Southern California | 1969-73 |
| Butler, Mike (DE), Kansas | 1977-82, 85 |
| Getty, Charlie (T), Penn State | 1983 |
| Neill, Bill (NT), Pittsburgh | 1984 |
| Feasel, Greg (T), Abilene Christian | 1986 |
| McGrew, Sylvester (DE), Tulane | 1987 |
| Robison, Tommy (G), Texas A&M | 1987 |
| Mandarchik, Tony (T), Michigan State | 1989-91 |
| Millard, Keith (DE), Washington State | 1992 |
| Maas, Bill (NT), Pittsburgh | 1993 |
| Michels, John (T), Southern California | 1996-97 |
| Brooks, Barrett (T), Kansas State | 2002 |
| Wisne, Jerry (T), Notre Dame | 2002 |
| Jenkins, Cullen (DT/DE), Central Michigan | 2004-10 |

78

| | |
|--|-------------|
| Abersson, Cliff (B), No College | 1946 |
| Dahms, Tom (T), San Diego State | 1955 |
| Masters, Norm (T), Michigan State | 1957-64 |
| Brown, Bob (DT), Arkansas AM&N | 1966-73 |
| Wafer, Carl (DT), Tennessee State | 1974 |
| Cooke, Bill (DE), Massachusetts | 1975 |
| *Johnson, Ezra (DE), Morris Brown | 1977-78 |
| Merrill, Casey (DE), California-Davis | 1979-83 |
| Hoffman, Gary (T), Santa Clara | 1984 |
| Hobbins, Jim (G), Minnesota | 1987 |
| Cheek, Louis (T), Texas A&M | 1991 |
| Verba, Ross (T/G), Iowa | 1997-2000 |
| Sands, Terdell (DT), Tennessee-Chattanooga | 2003 |
| Barbre, Allen (G/T), Missouri Southern State | 2007-09 |
| Sherrod, Derek (T), Mississippi State | 2011, 13-14 |

79

| | |
|--|----------------|
| *Urban, Alex (E), South Carolina | 1945 |
| *Adkins, Bob (B), Marshall | 1945 |
| Vogds, Evan (G), Wisconsin | 1948-49 |
| Moje, Dick (E), Loyola (Calif.) | 1951 |
| *Spencer, Joe (T), Oklahoma A&M | 1951 |
| *Hanner, Dave (DT), Arkansas | 1955-64 |
| Delisle, Jim (DT), Wisconsin | 1971 |
| Schuh, Harry (T), Memphis State | 1974 |
| Koncar, Mark (T), Colorado | 1976-77, 79-81 |
| Spears, Ron (DE), San Diego State | 1983 |
| Humphrey, Donnie (DE), Auburn | 1984-86 |
| Browner, Ross (DE/NT), Notre Dame | 1987 |
| Estep, Mike (G), Bowling Green | 1987 |
| Nelson, Bob (NT), Miami (Fla.) | 1988-90 |
| Ilkin, Tunch (T), Indiana State | 1993 |
| Stokes, Barry (G/T), Eastern Michigan | 2000-01 |
| Spriggs, Marcus (T), Houston | 2003 |
| Whitticker, William (G), Michigan State | 2005 |
| Pickett, Ryan (DT/NT/DE), Ohio State | 2006-13 |
| Walker, Josh (G), Middle Tennessee State | 2015 |

80

| | |
|--|-----------|
| *Frutig, Ed (E), Michigan | 1945 |
| *Rohrig, Herman (B), Nebraska | 1946-47 |
| Provo, Fred (B), Washington | 1948 |
| *Reid, Floyd (HB), Georgia | 1950-51 |
| *Elliott, Carlton (E), Virginia | 1952, 54 |
| Deschaine, Dick (P), No College | 1955-57 |
| Meilinger, Steve (E), Kentucky | 1958, 60 |
| Barnes, Gary (E), Clemson | 1962 |
| Long, Bob (WR), Wichita | 1964-67 |
| Pope, Bucky (WR), Catawba | 1968 |
| Clancy, Jack (WR), Michigan | 1970 |
| Smith, Barry (WR), Florida State | 1973-75 |
| Zimmerman, Don (WR), Northeast Louisiana | 1976 |
| Lofton, James (WR), Stanford | 1978-86 |
| Neal, Frankie (WR), Fort Hays State | 1987 |
| Didier, Clint (TE), Portland State | 1988-89 |
| Harris, Jackie (TE), Northeast Louisiana | 1990-93 |
| *Jordan, Charles (WR), Long Beach City | 1994-95 |
| Mayes, Derrick (WR), Notre Dame | 1996-98 |
| Driver, Donald (WR), Alcorn State | 1999-2012 |
| Perillo, Justin (TE), Maine | 2014-16 |

81

| | |
|--|----------------|
| Berrang, Ed (E), Villanova | 1952 |
| Keane, Jim (E), Iowa | 1952 |
| Rush, Clive (E), Miami (Ohio) | 1953 |
| Knutson, Gene (DE), Michigan | 1954-56 |
| O'Donahue, Pat (DE), Wisconsin | 1955 |
| Massey, Carlton (DE), Texas | 1957-58 |
| Williams, A.D. (E), Pacific | 1959 |
| Folkins, Lee (DE), Washington | 1961 |
| Fleming, Marv (TE), Utah | 1963-69 |
| McGeorge, Rich (TE), Elon | 1970-78 |
| Lewis, Gary (TE), Texas-Arlington | 1981-84 |
| Ross, Dan (TE), Northeastern | 1986 |
| *Jay, Craig (TE), Mount Senario | 1987 |
| *Morris, Lee (WR), Oklahoma | 1987 |
| Kemp, Perry (WR), California (Pa.) | 1988-91 |
| *Harris, Corey (WR/CB/KR), Vanderbilt | 1992 |
| Collins, Shawn (WR), Northern Arizona | 1993 |
| *Morgan, Anthony (WR), Tennessee | 1993-95 |
| *Howard, Desmond (WR/KR), Michigan | 1996 |
| Davis, Tyrone (TE), Virginia | 1997-2002 |
| *Jackson, Chris (WR), Washington State | 2003 |
| Thurman, Andrae (WR), Southern Oregon | 2004-05 |
| Robinson, Koren (WR), North Carolina State | 2006-07 |
| Quarless, Andrew (TE), Penn State | 2010-11, 13-15 |
| Allison, Geronimo (WR), Illinois | 2016 |

82

| | |
|---|---------|
| Bell, Ed (G/T), Indiana | 1947-49 |
| Cloud, Jack (FB), William & Mary | 1950-51 |
| Temp, Jim (DE), Wisconsin | 1957-60 |
| Barrett, Jan (E), Fresno State | 1963 |
| *Aldridge, Lionel (DE), Utah State | 1964-71 |
| *Tinker, Gerald (WR), Kent State | 1975 |
| Hartwig, Keith (WR), Arizona | 1977 |
| Coffman, Paul (TE), Kansas State | 1978-85 |
| Moffitt, Mike (WR), Fresno State | 1986 |
| Harden, Derrick (WR), Eastern New Mexico | 1987 |
| Paskett, Keith (WR), Western Kentucky | 1987 |
| Bolton, Scott (WR), Auburn | 1988 |
| Afholtzer, Erik (WR), Southern California | 1991 |
| Beach, Sanjay (WR), Colorado State | 1992 |
| *Johnson, Reggie (TE), Florida State | 1994 |
| Ingram, Mark (WR), Michigan State | 1995 |
| Beebe, Don (WR), Chadron State | 1996-97 |
| Manning, Brian (WR), Stanford | 1998 |
| *Howard, Desmond (WR/KR), Michigan | 1999 |
| *Jordan, Charles (WR), Long Beach City | 1999 |
| Lee, Charles (WR), Central Florida | 2000-01 |
| Steele, Ben (TE), Mesa State | 2004-05 |
| Wallace, Taco (WR), Kansas State | 2005 |
| Gardner, Rod (WR), Clemson | 2005 |
| Martin, Ruvell (WR), Saginaw Valley State | 2006-08 |
| Taylor, Ryan (TE), North Carolina | 2011-14 |
| *Rodgers, Richard (TE), California | 2015-16 |

83

| | |
|---|---------|
| *Martinkovic, John (DE), Xavier | 1952-56 |
| Ford, Len (DE), Michigan | 1958 |
| Quinlan, Bill (DE), Michigan State | 1959-62 |
| Henry, Urban (DT), Georgia Tech | 1963 |
| Brown, Allen (TE), Mississippi | 1966-67 |
| *Vandersee, Phil (LB/DE), Massachusetts | 1968-69 |
| Williams, Clarence (DE), Prairie View A&M | 1970-77 |
| *Thompson, John (TE), Utah State | 1979-81 |
| Jefferson, John (WR), Arizona State | 1981-84 |
| Scott, Patrick (WR), Grambling State | 1987-88 |
| Bland, Carl (WR), Virginia Union | 1989-90 |
| Clayton, Mark (WR), Louisville | 1993 |
| *Wiener, Jeff (TE), Wesleyan (Conn.) | 1994 |
| Thomason, Jeff (TE), Oregon | 1995-99 |
| Wetnight, Ryan (TE), Stanford | 2000 |
| *Martin, David (TE), Tennessee | 2001 |
| Glenn, Terry (WR), Ohio State | 2002 |
| Chatman, Antonio (WR/KR), Cincinnati | 2003-05 |
| Francies, Chris (WR), Texas-El Paso | 2006-07 |
| Crabtree, Tom (TE), Miami (Ohio) | 2010-12 |
| Janis, Jeff (WR), Saginaw Valley State | 2014-16 |

84

| | |
|-----------------------------------|---------|
| *Wells, Don (E), Georgia | 1946 |
| Knafelc, Gary (E), Colorado | 1954-62 |
| Dale, Carroll (WR), Virginia Tech | 1965-72 |
| Odum, Steve (WR/KR), Utah | 1974-79 |

| | |
|--|-----------|
| Nixon, Fred (WR), Oklahoma | 1980-81 |
| Taylor, Lenny (WR), Tennessee | 1984 |
| Franz, Nolan (WR), Tulane | 1986 |
| Smith, Wes (WR), East Texas State | 1987 |
| Sharpe, Sterling (WR), South Carolina | 1988-94 |
| *Morgan, Anthony (WR), Tennessee | 1996 |
| Rison, Andre (WR), Michigan State | 1996 |
| *Schroeder, Bill (WR), Wis.-La Crosse | 1997-2001 |
| Walker, Javon (WR), Florida State | 2002-05 |
| *Humphrey, Tony (TE), Central Michigan | 2006, 08 |
| Williams, D.J. (TE), Arkansas | 2011-12 |
| Abbrederis, Jared (WR), Wisconsin | 2015-16 |

85

| | |
|--|-------------|
| Deeks, Don (T), Texas | 1948 |
| Ethridge, Joe (T), Southern Methodist | 1949 |
| *Rhodemyre, Jay (C/LB), Kentucky | 1951 |
| *Wimberly, Abner (E), Louisiana State | 1952 |
| McGee, Max (E), Tulane | 1954, 57-67 |
| Jennings, Jim (E), Missouri | 1955 |
| *Romine, Al (HB), Alabama | 1955 |
| Barnes, Emery (DE), Oregon | 1956 |
| Spilis, John (WR), Northern Illinois | 1969-71 |
| *Gordon, Dick (WR), Michigan State | 1973 |
| Staroba, Paul (WR), Michigan | 1973 |
| Payne, Ken (WR), Langston | 1974-77 |
| Boyd, Elmo (WR), Eastern Kentucky | 1978 |
| Kimball, Bobby (WR), Oklahoma | 1979-80 |
| Epps, Phillip (WR), Texas Christian | 1982-88 |
| *Morris, Lee (WR), Oklahoma | 1987 |
| Query, Jeff (WR), Millikin | 1989-91 |
| Taylor, Kitrick (WR), Washington State | 1992 |
| Lewis, Ron (WR), Florida State | 1992-94 |
| *Mickens, Terry (WR), Florida A&M | 1995-97 |
| Bradford, Corey (WR), Jackson State | 1998-2001 |
| Bailey, Karsten (WR), Auburn | 2002-03 |
| Walls, Wesley (TE), Mississippi | 2003 |
| McHugh, Sean (TE), Penn State | 2004 |
| Murphy, Terrence (WR), Texas A&M | 2005 |
| Jennings, Greg (WR), Western Michigan | 2006-12 |
| Stoneburner, Jake (TE), Ohio State | 2013 |

86

| | |
|---|---------------|
| Schroll, Charles (G), Louisiana State | 1951 |
| Howton, Billy (E), Rice | 1952-58 |
| Dowler, Boyd (WR), Colorado | 1959-69 |
| Hilton, John (TE), Richmond | 1970 |
| Lammons, Pete (TE), Texas | 1972 |
| Donohoe, Mike (TE), San Francisco | 1973-74 |
| Gaydos, Kent (WR), Florida State | 1975 |
| Green, Jessie (WR), Tulsa | 1976 |
| *West, Ed (TE), Auburn | 1984-94 |
| Summers, Don (TE), Boise State | 1987 |
| Freeman, Antonio (WR), Virginia Tech. | 1995-2001, 03 |
| *Jackson, Chris (WR), Washington State | 2002 |
| Moses, J.J. (WR/KR), Iowa State | 2002 |
| Lee, Donald (TE), Mississippi State | 2005-10 |
| Bostick, Brandon (TE), Newberry | 2013-14 |
| Backman, Kennard (TE), Alabama-Birmingham | 2015 |

87

| | |
|---|-------------|
| *Mann, Bob (E), Michigan | 1952-54 |
| Borden, Nate (DE), Indiana | 1955-59 |
| Davis, Willie (DE), Grambling | 1960-69 |
| Amsler, Marty (DE), Evansville | 1970 |
| Roche, Alden (DE), Southern Univ. | 1971-76 |
| *Tullis, Walter (WR), Delaware State | 1979 |
| Larson, Bill (TE), Colorado State | 1980 |
| *Thompson, John (TE), Utah State | 1982 |
| Stanley, Walter (WR), Mesa State | 1985-88 |
| Redick, Cornelius (WR), Cal State-Fullerton | 1987 |
| Weathers, Clarence (WR), Delaware State | 1990-91 |
| Brooks, Robert (WR), South Carolina | 1992-98 |
| Collins, Bobby (TE), North Alabama | 2001 |
| *Martin, David (TE), Tennessee | 2002-06 |
| Krause, Ryan (TE), Nebraska-Omaha | 2007 |
| Nelson, Jordy (WR), Kansas State | 2008-14, 16 |

88

| | |
|---------------------------------------|-------------|
| *Collins, Albin (HB), Louisiana State | 1951 |
| Hays, George (DE), St. Bonaventure | 1953 |
| White, Gene (DB), Georgia | 1954 |
| Kramer, Ron (TE), Michigan | 1957, 59-64 |
| Anderson, Bill (TE), Tennessee | 1965-66 |
| Capp, Dick (TE/LB), Boston College | 1967 |

| | |
|---|----------------|
| Jones, Ron (TE), Texas-El Paso | 1969 |
| Garrett, Len (TE), New Mexico Highlands | 1971-73 |
| Askson, Bert (TE), Texas Southern | 1975-77 |
| Cassidy, Ron (WR), Utah State | 1979-81, 83-84 |
| Dennard, Preston (WR), New Mexico | 1985 |
| McConkey, Phil (WR), Navy | 1986 |
| Bell, Albert (WR), Alabama | 1988 |
| Matthews, Aubrey (WR), Delta State | 1988-89 |
| Wilson, Charles (WR), Memphis State | 1990-91 |
| Ingram, Darryl (TE), California | 1992-93 |
| *Mickens, Terry (WR), Florida A&M | 1994 |
| Jackson, Keith (TE), Oklahoma | 1995-96 |
| *Johnson, Reggie (TE), Florida State | 1997 |
| Preston, Roell (WR/KR), Mississippi | 1997-98 |
| Arnold, Jahine (WR), Fresno State | 1999 |
| *Hall, Lamont (TE), Clemson | 1999 |
| Franks, Bubba (TE), Miami (Fla.) | 2000-07 |
| Finley, Jermichael (TE), Texas | 2008-13 |
| Montgomery, Ty (WR/RB), Stanford | 2015-16 |

89

| | |
|--|-------------|
| Robinson, Dave (LB), Penn State | 1963-72 |
| Wade, Charlie (WR), Tennessee State | 1975 |
| Smith, Ollie (WR), Tennessee State | 1976-77 |
| Taylor, Willie (WR), Pittsburgh | 1978 |
| *Thompson, Aundra (WR), East Texas State | 1979-81 |
| Childs, Henry (TE), Kansas State | 1984 |
| Lewis, Mark (TE), Texas A&M | 1985-87 |
| Fitzgerald, Kevin (TE), Wisconsin-Eau Claire | 1987 |
| Hackett, Joey (TE), Elon | 1987-88 |
| Spagnola, John (TE), Yale | 1989 |
| Harris, William (TE), Bishop | 1990 |
| Chmura, Mark (TE), Boston College | 1993-99 |
| Ferguson, Robert (WR), Texas A&M | 2001-06 |
| Jones, James (WR), San Jose State | 2007-13, 15 |
| *Rodgers, Richard (TE), California | 2014 |
| Cook, Jared (TE), South Carolina | 2016 |

90

| | |
|---------------------------------------|-------------|
| Manley, Leon (G), Oklahoma | 1950-51 |
| *Johnson, Ezra (DE), Morris Brown | 1979-87 |
| Hill, Nate (DE), Auburn | 1988 |
| Bennett, Tony (LB), Mississippi | 1990-93 |
| McMichael, Steve (DT), Texas | 1994 |
| Holland, Darius (DT/DE), Colorado | 1995-97 |
| Holliday, Vonnie (DE), North Carolina | 1998-2002 |
| Nwokorie, Chukie (DE), Purdue | 2003 |
| Cole, Colin (DT), Iowa | 2004-08 |
| Raji, B.J. (NT/DT), Boston College | 2009-13, 15 |

91

| | |
|------------------------------------|-------------|
| Skaugstad, Daryle (NT), California | 1983 |
| Noble, Brian (LB), Arizona State | 1985-93 |
| Clavelle, Shannon (DE), Colorado | 1995-97 |
| Brown, Jonathan (DE), Tennessee | 1998 |
| Thierry, John (DE), Alcorn State | 2000-01 |
| Johnson, Joe (DE), Louisville | 2002-03 |
| Truluck, R-Kal (DE), SUNY Cortland | 2004 |
| Harrell, Justin (DT/DE), Tennessee | 2007-08, 10 |
| Miller, Jordan (DT), Southern | 2012 |
| Elliott, Jayrone (LB), Toledo | 2014-16 |

92

| | |
|--|---------|
| Dimler, Rich (DT), Southern California | 1980 |
| Koart, Matt (DE), Southern California | 1986 |
| Thomas, Ben (DE), Auburn | 1986 |
| *Collier, Steve (T), Bethune-Cookman | 1987 |
| *Jurkovic, John (NT), Eastern Illinois | 1991-92 |
| White, Reggie (DE), Tennessee | 1993-98 |

RETIRED FOR WHITE, 2005**93**

| | |
|---|------------------|
| *Moselle, Dom (B), Superior State | 1951 |
| Brown, Robert (LB/DE), Virginia Tech | 1982-92 |
| Wallace, Calvin (DE), West Virginia Tech | 1987 |
| *Brown, Gilbert (DT), Kansas | 1994-99, 2001-03 |
| *Jolly, Johnny (DT/DE), Texas A&M | 2006 |
| Bolston, Conrad (DT), Maryland | 2007 |
| Pettway, Kenny (DE), Grambling State | 2008 |
| Toribio, Anthony (NT), Carson-Newman | 2009 |
| Walden, Erik (LB), Middle Tennessee State | 2010-12 |
| Boyd, Josh (DE/DT), Mississippi State | 2013-15 |

94

| | |
|---|---------|
| Martin, Charles (DE), Livingston | 1984-87 |
| Mataele, Stan (NT), Arizona | 1987 |
| *Brock, Matt (DE/DT), Oregon | 1994 |
| Kuberski, Bob (DT), Navy | 1995-98 |
| Barker, Roy (DE), North Carolina | 1999 |
| Gbaja-Biamila, Kabere (DE), San Diego State | 2000-08 |
| Wynn, Jarius (DE), Georgia | 2009-11 |
| Merling, Phillip (DE), Clemson | 2012 |
| Lowry, Dean (DE), Northwestern | 2016 |

95

| | |
|--|---------|
| Degrade, Tony (DE), Texas | 1985 |
| Sullivan, Carl (DE), San Jose State | 1987 |
| Paup, Bryce (LB), Northern Iowa | 1990-94 |
| *McKenzie, Keith (DE/LB), Ball State | 1996-99 |
| *Warren, Steve (DT), Nebraska | 2000 |
| Walker, Rod (DT), Troy State | 2001-03 |
| Muir, Daniel (DT), Kent State | 2007 |
| Green, Howard (DE/NT), Louisiana State | 2010-11 |
| Jones, Datone (DE/LB), UCLA | 2013-16 |

96

| | |
|--------------------------------------|-------------|
| Leiker, Tony (DE), Stanford | 1987 |
| Patterson, Shawn (DE), Arizona State | 1988-91, 93 |
| Jones, Sean (DE), Northeastern | 1994-96 |
| Williams, Gerald (DE), Auburn | 1997 |
| Booker, Vaughn (DE/DT), Cincinnati | 1998-99 |
| Bowens, David (DE), Western Illinois | 2000 |
| *Warren, Steve (DT), Nebraska | 2002 |
| Smith, Larry (DT/DE), Florida State | 2003-04 |
| *Montgomery, Michael (DE), Texas A&M | 2005-09 |
| Neal, Mike (DE/LB), Purdue | 2010-15 |
| Price, Brian (DT), Texas San Antonio | 2016 |

97

| | |
|--|-------------|
| Harris, Tim (LB), Memphis State | 1986-90 |
| Miller, John (LB), Mississippi State | 1987 |
| Noonan, Danny (NT), Nebraska | 1992 |
| Merrifweather, Mike (LB), Pacific | 1993 |
| Traylor, Keith (LB), Central Oklahoma | 1993 |
| LaBounty, Matt (DE), Oregon | 1995 |
| Frase, Paul (DE), Syracuse | 1997 |
| Hunt, Cletidus (DT/DE), Kentucky State | 1999-2004 |
| Allen, Kenderick (DT), Louisiana State | 2006 |
| *Jolly, Johnny (DT/DE), Texas A&M | 2007-09, 13 |
| So'oto, Vic (LB), Brigham Young | 2011-12 |
| Robinson, Luther (DT), Miami | 2014 |
| Clark, Kenny (DT), UCLA | 2016 |

98

| | |
|--|-----------|
| DeLuca, Tony (NT), Rhode Island | 1984 |
| *Auer, Todd (LB), Western Illinois | 1987 |
| Moore, Brent (DE), Southern California | 1987 |
| Tuaolo, Esera (NT/DE), Oregon State | 1991-92 |
| Oglesby, Alfred (NT), Houston | 1992 |
| Grant, David (DE), West Virginia | 1993 |
| Wilkins, Gabe (DE/DT), Gardner-Webb | 1994-97 |
| Lyon, Billy (DT/DE), Marshall | 1998-2002 |
| Peterson, Kenny (DT/DE), Ohio State | 2003-05 |
| Malone, Alfred (DT), Troy | 2008 |
| Wilson, C.J. (DE), East Carolina | 2010-13 |
| Guion, Letroy (DT), Florida State | 2014-16 |

99

| | |
|--|-------------|
| Johnson, Charles (DT), Maryland | 1979-80, 83 |
| Dorsey, John (LB), Connecticut | 1984-88 |
| Eaver, Don (DE/DT), Wisconsin | 1991-94 |
| Smith, Jermaine (DT), Georgia | 1997, 99 |
| Robbins, Austin (DT), North Carolina | 2000 |
| Reynolds, Jamal (DE), Florida State | 2001-03 |
| Williams, Corey (DT/DE), Arkansas State | 2004-07 |
| Thompson, Jeremy (DE/LB), Wake Forest | 2008-09 |
| *Montgomery, Michael (DE), Texas A&M | 2010 |
| Worthy, Jerel (DE), Michigan State | 2012-13 |
| Gaston, Bruce (DT), Purdue | 2015 |
| Ringo, Christian (DT), Louisiana-Lafayette | 2016 |

NOTE: There is no known documentation for numbers worn by G **Adolph Bieberstein** (1926), B **Eddie Kotat** (1925) or B **Jim Crowley** (1925). Players who ended their careers before 1925, when numbers first appeared in game programs, are not listed.

* — wore multiple numbers for Packers

1936

| | |
|---|--------------------|
| Feb. 8, 1936 | <i>Drafted 7th</i> |
| 1 RUSS LETLOW, G, San Francisco | 7 |
| 2 J.W. WHEELER, T, Oklahoma | 16 |
| 3 BERNIE SCHERER, E, Nebraska | 25 |
| 4 THERON WARD, B, Idaho | 34 |
| 5 DARRELL LESTER, C, Texas Christian | 43 |
| 6 BOB REYNOLDS, T, Stanford | 52 |
| 7 WALLY FROMHART, B, Notre Dame | 61 |
| 8 WALLY CRUICE, B, Northwestern | 70 |
| 9 J.C. WETSEL, G, Southern Methodist | 79 |



*Russ Letlow
Univ. of San Francisco
1936*



*Ed Jankowski, Wisconsin
1937*

1937

| | |
|---|--------------------|
| Dec. 12, 1936 | <i>Drafted 9th</i> |
| 1 ED JANKOWSKI, B, Wisconsin | 9 |
| 2 AVERELL DANIELL, T, Pittsburgh | 19 |
| 3 CHARLES (BUD) WILKINSON, T, Minnesota | 29 |
| 4 EARL SVENDSEN, C, Minnesota | 39 |
| 5 DEWITT GIBSON, T, Northwestern | 49 |
| 6 MERLE WENDT, E, Ohio State | 59 |
| 7 MARV BALDWIN, T, Texas Christian | 69 |
| 8 LES CHAPMAN, T, Tulsa | 79 |
| 9 GORDON DAHLGREN, G, Michigan State | 89 |
| 10 DAVE GAVIN, T, Holy Cross | 99 |

1938

| | |
|--|--------------------|
| Dec. 12, 1937 | <i>Drafted 7th</i> |
| 1 CECIL ISBELL, B, Purdue | 7 |
| 2 MARTY SCHREYER, T, Purdue | 22 |
| 3 CHUCK SWEENEY, E, Notre Dame | 37 |
| 4 ANDY URAM, B, Minnesota | 47 |
| 5 JOHN KOVATCH, E, Northwestern | 57 |
| 6 PHIL RAGAZZO, T, Case Western Reserve | 67 |
| 9 JOHN HOWELL, B, Nebraska | 77 |
| 10 FRANK BARNHART, G, Northern Colorado | 87 |
| 11 PETE TINSLEY, G, Georgia | 97 |
| 12 TONY FALKENSTEIN, B, St. Mary's (Calif.) | 107 |

1939

| | |
|---|--------------------|
| Dec. 9, 1938 | <i>Drafted 9th</i> |
| 1 LARRY BUHLER, B, Minnesota | 9 |
| 3 CHARLEY BROCK, C, Nebraska | 34 |
| 5 LYNN HOVLAND, G, Wisconsin | 29 |
| 6 LARRY CRAIG, E, South Carolina | 49 |
| 7 FRANCIS TWEDELL, T, Minnesota | 59 |
| 8 PAUL KELL, T, Notre Dame | 69 |
| 9 JOHN HALL, B, Texas Christian | 79 |
| 10 VINCE GAVRE, B, Wisconsin | 89 |
| 11 CHARLEY SPRAGUE, E, Southern Methodist | 99 |
| 12 (to Brooklyn Dodgers) | 109 |
| 13 DAN ELMER, C, Minnesota | 119 |
| 14 BILL BADGETT, T, Georgia | 129 |
| 15 TOM GREENFIELD, C, Arizona | 139 |
| 16 ROY BELLIN, B, Wisconsin | 149 |
| 17 JOHN YERBY, E, Oregon | 159 |
| 18 FRANK BALASZ, B, Iowa | 169 |
| 19 JACK BRENNAN, G, Michigan | 179 |
| 20 CHARLES SCHULTZ, T, Minnesota | 189 |
| 21 WILLARD HOFER, B, Notre Dame | 194 |
| 22 BILL GUNTHER, B, Santa Clara | 199 |

1940

| | |
|--|--------------------|
| Dec. 9, 1939 | <i>Drafted 9th</i> |
| 1 HAL VAN EVERY, B, Minnesota | 9 |
| 3 LOU BROCK, B, Purdue | 24 |
| 5 ESCO SARKKINEN, E, Ohio State | 39 |
| 6 DICK CASSIANO, B, Pittsburgh | 49 |
| 7 MILLARD WHITE, T, Tulane | 59 |
| 8 GEORGE SEEMAN, E, Nebraska | 69 |
| 9 J.R. MANLEY, G, Oklahoma | 79 |
| 10 JACK BROWN, B, Purdue | 89 |
| 11 DON GURITZ, G, Northwestern | 99 |
| 12 PHIL GASPAR, T, Southern California | 109 |
| 13 AMBROSE SCHINDLER, B, Southern California | 119 |
| 14 BILL KERR, E, Notre Dame | 129 |
| 15 MEL BREWER, G, Illinois | 139 |
| 16 RAY ANDRUS, B, Vanderbilt | 149 |
| 17 ARCHIE KODROS, C, Michigan | 159 |
| 18 JIM GILLETTE, B, Virginia | 169 |
| 19 AL MATUZA, C, Georgetown | 179 |
| 20 JIM REEDER, T, Illinois | 189 |
| 21 VINCE EICHLER, B, Cornell | 194 |
| 22 HENRY LUEBCKE, T, Iowa | 199 |

1941

| | |
|---|------------------------------------|
| Dec. 10, 1940 | <i>Drafted alternately 6th-7th</i> |
| 1 GEORGE PASKVAN, B, Wisconsin | 7 |
| 2 (did not draft) | |
| 3 BOB PAFFRATH, B, Minnesota | 21 |
| 4 (did not draft) | |
| 5 ED FRUTIG, E, Michigan | 37 |
| 6 HERMAN ROHRIG, B, Nebraska | 46 |
| 7 BILL TELESMANIC, E, San Francisco | 57 |
| 8 BILL KUUSISTO, G, Minnesota | 66 |
| 9 TONY CANADEO, B, Gonzaga | 77 |
| 10 MIKE BYELENE, B, Purdue | 86 |
| 11 PAUL HIEMENZ, C, Northwestern | 97 |
| 12 MIKE ENICH, T, Iowa | 106 |
| 13 ED HEFFERNAN, B, St. Mary's (Calif.) | 117 |
| 14 DEL LYMAN, T, UCLA | 126 |
| 15 JOHNNY FRIEBERGER, E, Arkansas | 137 |
| 16 ERNIE PANNELL, T, Texas A&M | 146 |
| 17 BOB SAGGAU, B, Notre Dame | 157 |
| 18 HELGE PUKEMA, G, Minnesota | 166 |
| 19 BOB HAYES, E, Toledo | 177 |
| 20 JIM STRAUSBAUGH, B, Ohio State | 186 |
| 21 JOE BAILEY, C, Kentucky | 192 |
| 22 BRUNO MALINOWSKI, B, Holy Cross | 196 |

1942

| | |
|---|--------------------|
| Dec. 22, 1941 | <i>Drafted 9th</i> |
| 1 URBAN ODSON, T, Minnesota | 9 |
| 3 RAY FRANKOWSKI, G, Washington | 24 |
| 5 BILL GREEN, B, Iowa | 39 |
| 6 JOE KRIVONAK, G, South Carolina | 49 |
| 7 PRESTON JOHNSTON, B, Southern Methodist | 59 |
| 8 JOE ROGERS, E, Michigan | 69 |
| 9 NOAH LANGDALE, T, Alabama | 79 |
| 10 GENE FLICK, C, Minnesota | 89 |
| 11 TOM FARRIS, B, Wisconsin | 99 |
| 12 JIMMY RICHARDSON, B, Marquette | 109 |
| 13 BRUCE SMITH, B, Minnesota | 119 |
| 14 BILL APPLGATE, G, South Carolina | 129 |
| 15 JIM TRIMBLE, T, Indiana | 139 |
| 16 TOM KINKADE, B, Ohio State | 149 |
| 17 FRED PRESTON, E, Nebraska | 159 |
| 18 BOB INGALLS, C, Michigan | 169 |
| 19 GEORGE BENSON, B, Northwestern | 179 |
| 20 HORACE (DEACON) YOUNG, B, Southern Methodist | 189 |
| 21 HENRY WORONICZ, E, Boston College | 194 |
| 22 WOODY ADAMS, T, Texas Christian | 199 |

1943

| | |
|--|--------------------|
| April 8, 1943 | <i>Drafted 8th</i> |
| 1 DICK WILDUNG, T, Minnesota | 8 |
| 3 IRV COMP, B, St. Benedict's | 23 |
| 5 ROY MCKAY, B, Texas | 38 |
| 6 NICK SUSOFF, E, Washington State | 48 |
| 7 KEN SNELLING, B, UCLA | 58 |
| 8 LESTER GATEWOOD, C, Baylor | 68 |
| 9 NORM VERRY, T, Southern California | 78 |
| 10 SOLON BARNETT, G, Baylor | 88 |
| 11 BOB FORTE, B, Arkansas | 98 |

ALL-TIME PACKERS DRAFTS

COMMUNITY

ADMIN. & COACHES

VETERANS

FREE AGENTS

2016 REVIEW

ALL-TIME DRAFTS

LAMBEAU FIELD

MISC.

| | |
|--|------------|
| 1943 continued | |
| 12 VAN DAVIS, E, Georgia | 108 |
| 13 TOM BROCK, C, Notre Dame | 118 |
| 14 RALPH TATE, B, Oklahoma State | 128 |
| 15 DON CARLSON, T, Denver | 138 |
| 16 MIKE WELCH, B, Minnesota | 148 |
| 17 RON THOMAS, G, Southern California | 158 |
| 18 JIM POWERS, T, St. Mary's (Calif.) | 168 |
| 19 HAROLD PRESCOTT, E, Hardin-Simmons | 178 |
| 20 EDDIE FORREST, C, Santa Clara | 188 |
| 21 LLOYD WASSERBACH, T, Wisconsin | 198 |
| 22 MARK HOSKINS, B, Wisconsin | 208 |
| 23 EARL BENNETT, G, Hardin-Simmons | 218 |
| 24 GEORGE ZELICK, E, Oregon State | 228 |
| 25 GENE BIERHAUS, E, Minnesota | 238 |
| 26 GEORGE MAKRIS, G, Wisconsin | 248 |
| 27 PETE SUSICK, B, Washington | 258 |
| 28 BUD HASSE, E, Northwestern | 268 |
| 29 DICK THORNALLY, T, Wisconsin | 278 |
| 30 BOB RAY, B, Wisconsin | 288 |
| 31 BRUNEL CHRISTENSEN, T, California | 293 |
| 32 KEN ROSKIE, B, Southern California | 298 |

1944

| | |
|---|-------------|
| April 19, 1944 | Drafted 6th |
| 1 MERV PREGULMAN, G, Michigan | 7 |
| 2 TOM KUZMA, B, Michigan | 22 |
| 5 BILL MCPARTLAND, T, St. Mary's (Calif.) | 38 |
| 6 MICKEY McCARDLE, B, Southern California | 49 |
| 7 JACK TRACY, E, Washington | 60 |
| 8 ALEX AGASE, G, Illinois | 71 |
| 9 DON WHITMIRE, T, Alabama | 82 |
| 10 BOB KOCH, B, Oregon | 93 |
| 11 VIRGIL JOHNSON, E, Arkansas | 104 |
| 12 ROY GIUSTI, B, St. Mary's (Calif.) | 115 |
| 13 BILL BAUGHMAN, C, Alabama | 126 |
| 14 DON GRIFFIN, B, Illinois | 137 |
| 15 BERT GISSLER, E, Nebraska | 148 |
| 16 LOU SHELTON, B, Oregon State | 159 |
| 17 CHARLEY CUSICK, G, Colgate | 170 |
| 18 HUGH COX, B, North Carolina | 181 |
| 19 KERMIT DAVIS, E, Mississippi State | 192 |
| 20 BOB JOHNSON, C, Purdue | 203 |
| 21 JIM COX, T, Stanford | 214 |
| 22 CLIFF ANDERSON, E, Minnesota | 225 |
| 23 JOHN PERRY, B, Duke | 236 |
| 24 PETE DeMARIA, G, Purdue | 247 |
| 25 LEN LISS, T, Marquette | 258 |
| 26 RAY JORDAN, B, North Carolina | 269 |
| 27 AL GRUBAUGH, T, Nebraska | 280 |
| 28 A.B. HOWARD, E, Mississippi State | 291 |
| 29 PAUL PALDINO, G, Arkansas | 302 |
| 30 BOB BUTCHOFSKY, B, Texas A&M | 313 |
| 31 RUSS DEAL, G, Indiana | 319 |
| 32 ABEL GONZALEZ, B, Southern Methodist | 325 |

1945

| | |
|---|--------------|
| April 8, 1945 | Drafted 11th |
| 1 WALT SCHLINKMAN, B, Texas Tech | 11 |
| 3 CLYDE GOODNIGHT, E, Tulsa | 27 |
| 5 JOE GRAHAM, E, Florida | 43 |
| 6 DON WELLS, T, Georgia | 54 |
| 7 CASEY STEPHENSON, B, Tennessee | 65 |
| 8 TOBY COLLINS, T, Tulsa | 76 |
| 9 LAMAR DINGLER, E, Arkansas | 87 |
| 10 HAL HELSCHER, B, Louisiana State | 98 |
| 11 RALPH HAMMOND, C, Pittsburgh | 109 |
| 12 ED PODGORSKI, T, Lafayette | 120 |
| 13 BILL HACKETT, G, Ohio State | 131 |
| 14 MARV LINDSEY, B, Arkansas | 142 |
| 15 BOB McCLURE, T, Nevada | 153 |
| 16 HARRY PIEPER, C, California | 164 |
| 17 BOB KULA, B, Minnesota | 175 |
| 18 FRANK HAZARD, G, Nebraska | 186 |
| 19 ED JEFFERS, T, Oklahoma State | 197 |
| 20 BILL PRENTICE, B, Santa Clara | 208 |
| 21 WARREN FULLER, E, Fordham | 219 |
| 22 FRED NEILSEN, T, St. Mary's (Calif.) | 230 |
| 23 BOB GILMORE, B, Washington | 241 |
| 24 LLOYD BAXTER, C, Southern Methodist | 252 |
| 25 NOLAN LUHN, E, Tulsa | 263 |

| | |
|--|-----|
| 26 NESTOR BLANCO, G, Colorado Mines | 274 |
| 27 BILL CHESTNUT, B, Kansas | 285 |
| 28 JIM THOMPSON, B, Washington State | 296 |
| 29 JIM EVANS, E, Idaho | 307 |
| 30 HAMILTON NICHOLS, G, Rice | 318 |
| 31 PAUL PRIDAY, B, Ohio State | 324 |
| 32 BILLY JOE ALDRIDGE, B, Oklahoma State | 330 |

1946

| | |
|---|-------------|
| Jan. 14, 1946 | Drafted 6th |
| 1 JOHNNY STRZYKALSKI, B, Marquette | 6 |
| 3 BOB NUSSBAUMER, B, Michigan | 21 |
| 5 ED CODY, B, Purdue | 36 |
| 6 JOHN FERRARO, T, Southern California | 46 |
| 7 ART RENNER, E, Michigan | 56 |
| 8 BERT COLE, T, Oklahoma State | 66 |
| 9 GRANT DARNELL, G, Texas A&M | 76 |
| 10 JOE McAFEE, B, Holy Cross | 86 |
| 11 STEVE CONROY, B, Holy Cross | 96 |
| 12 BILLY HILDEBRAND, E, Mississippi State | 106 |
| 13 TOM HAND, C, Iowa | 116 |
| 14 GEORGE HILLS, G, Georgia Tech | 126 |
| 15 JIM HOUGH, B, Clemson | 136 |
| 16 DEAN GAINES, T, Georgia Tech | 146 |
| 17 J.P. MILLER, G, Georgia | 156 |
| 18 BOYD MORSE, E, Arizona | 166 |
| 19 JOE BRADFORD, C, Southern California | 176 |
| 20 BILL DeROSA, B, Boston College | 186 |
| 21 RALPH GRANT, B, Bucknell | 196 |
| 22 HOWARD BROWN, G, Indiana | 206 |
| 23 ANDY KOSMAC, C, Louisiana State | 216 |
| 24 MAURICE STACY, B, Washington | 226 |
| 25 CHICK DAVIDSON, T, Cornell | 236 |
| 26 JOHN NORTON, B, Washington | 246 |
| 27 ED HOLTSSINGER, B, Georgia Tech | 256 |
| 28 JOE CAMPBELL, E, Holy Cross | 266 |
| 29 FRANCIS SAUNDERS, T, Clemson | 276 |
| 30 AL SPARLIS, G, UCLA | 286 |
| 31 RALPH CLYMER, G, Purdue | 291 |
| 32 JOERVIN HENDERSON, C, Missouri | 296 |

1947

| | |
|---|---------------------------------|
| Dec. 16, 1946 | Drafted alternately 5th-7th-6th |
| 1 ERNIE CASE, B, UCLA | 6 |
| 3 BURR BALDWIN, E, UCLA | 20 |
| 5 PAUL (BUDDY) BURRIS, G, Oklahoma | 31 |
| 6 GENE WILSON, E, Southern Methodist | 40 |
| 7 DICK CONNERS, B, Northwestern | 52 |
| 8 MONTE MONCRIEF, T, Texas A&M | 62 |
| 9 BOB McDOUGAL, B, Miami (Fla.) | 72 |
| 10 BOB KELLY, B, Notre Dame | 81 |
| 11 TOM MOULTON, C, Oklahoma State | 92 |
| 12 GEORGE HILLS, G, Georgia Tech | 100 |
| 13 BOB SKOGLUND, E, Notre Dame | 111 |
| 14 JACK MITCHELL, B, Oklahoma | 122 |
| 15 DENVER CRAWFORD, T, Tennessee | 130 |
| 16 JIM CALLANAN, E, Southern California | 141 |
| 17 TED SCALISSI, B, Ripon | 151 |
| 18 JIM GOODMAN, T, Indiana | 160 |
| 19 DICK MILLER, G, Lawrence | 172 |
| 20 BRAD ECKLUND, C, Oregon | 181 |
| 21 BOB WEST, B, Colorado | 190 |
| 22 MAURICE (TEX) REILLY, B, Colorado | 202 |
| 23 RON SOCKOLOV, T, California | 211 |
| 24 HERB ST. JOHN, G, Georgia | 220 |
| 25 FRED REDEKER, B, Cincinnati | 232 |
| 26 HERM LUBKER, E, Arkansas | 241 |
| 27 BOB PALLADINO, B, Notre Dame | 250 |
| 28 BAXTER JARRELL, T, North Carolina | 262 |
| 29 RAY SELLERS, E, Georgia | 271 |
| 30 JERRY CARLE, B, Northwestern | 280 |
| 31 BILL HOGAN, B, Kansas | 290 |
| 32 RALPH OLSEN, E, Utah | 297 |

1948

| | |
|--|-------------|
| Dec. 19, 1947 | Drafted 6th |
| 1 EARL (JUG) GIRARD, B, Wisconsin | 7 |
| 3 ED SMITH, B, Texas Mines | 19 |
| 5a DON RICHARD, T, Arkansas | 27 |
| (from Detroit Lions) | |
| 5b WEYMAN SELLERS, E, Georgia | 31 |
| 6 LARRY OLSONOSKI, G, Minnesota | 41 |

1948 continued

| | | |
|----|---|-----|
| 7 | JAY RHODEMYRE, C, Kentucky | 51 |
| 8 | BOB CUNZ, T, Illinois | 61 |
| 9 | (to New York Giants) | 71 |
| 10 | GEORGE WALMSLEY, B, Rice | 81 |
| 11 | BOB HODGES, T, Bradley | 91 |
| 12 | BOB RENNEBOHM, E, Wisconsin | 101 |
| 13 | PERRY MOSS, B, Illinois | 111 |
| 14 | FRED PROVO, B, Washington | 121 |
| 15 | LOU AGASE, T, Illinois | 131 |
| 16 | TRAVIS RAVEN, B, Texas | 141 |
| 17 | (to Washington Redskins) | 151 |
| 18 | KEN BALGE, E, Michigan State | 161 |
| 19 | CHARLEY TATOM, T, Texas | 171 |
| 20 | FLOYD THOMAS, C, Arkansas | 181 |
| 21 | HERB ST. JOHN, G, Georgia | 191 |
| 22 | DON ANDERSON, B, Rice | 201 |
| 23 | FRED KLING, B, Missouri | 211 |
| 24 | CLYDE BIGGERS, T, Catawba | 221 |
| 25 | STAN HEATH, B, Nevada | 231 |
| 26 | AUBREY ALLEN, T, Colorado | 241 |
| 27 | STAN GORSKI, E, Northwestern | 251 |
| 28 | DON SHARP, C, Tulsa | 261 |
| 29 | JOHN PANELLI, B, Notre Dame | 271 |
| 30 | CLARENCE McGEARY, T, North Dakota State | 281 |
| 31 | MIKE MILLS, E, Brigham Young | 289 |
| 32 | RALPH EARHART, B, Texas Tech | 296 |

1949

| | | |
|---------------|---|-----|
| Dec. 21, 1948 | Drafted 4th (Rounds 1-3); Drafted alternately 3rd-2nd (4-25) | |
| 1 | STAN HEATH, B, Nevada | 5 |
| 2 | DAN DWORSKY, C, Michigan | 15 |
| 3 | LOUIS FERRY, T, Villanova | 25 |
| 4 | BOB SUMMERHAYS, B, Utah | 34 |
| 5 | GLENN LEWIS, B, Texas Tech | 43 |
| 6 | JOE ETHERIDGE, T, Southern Methodist | 53 |
| 7 | (to Los Angeles Rams) | 64 |
| 8 | DAN ORLICH, E, Nevada | 74 |
| 9 | EVERETTE FAUNCE, B, Minnesota | 83 |
| 10 | (to Los Angeles Rams through Detroit Lions) | 94 |
| 11 | HARRY LARCHE, T, Arkansas State | 103 |
| 12 | REBEL STEINER, E, Alabama | 114 |
| 13 | AL MASTRANGELI, C, Illinois | 123 |
| 14 | BOBBY WILLIAMS, C, Texas Tech | 134 |
| 15 | KEN COOPER, G, Vanderbilt | 143 |
| 16 | GENE REMENAR, T, West Virginia | 154 |
| 17 | PAUL DEVINE, B, Heidelberg | 163 |
| 18 | FLOYD LEWIS, G, Southern Methodist | 174 |
| 19 | BOBBY FOLSOM, E, Southern Methodist | 183 |
| 20 | LARRY COONEY, B, Penn State | 194 |
| 21 | KENNETH KRANZ, B, Milwaukee Teachers | 203 |
| 22 | JOHN KORDICH, B, Southern California | 214 |
| 23 | BILL KELLEY, E, Texas Tech | 223 |
| 24 | JIMMY FORD, B, Tulsa | 234 |
| 25 | FRANK LAMBRIGHT, G, Arkansas | 243 |

1950

| | | |
|------------------|----------------------------------|-----|
| Jan. 21-22, 1950 | Drafted 3rd | |
| 1 | CLAYTON TONNEMAKER, C, Minnesota | 4 |
| 2 | TOBIN ROE, QB, Rice | 17 |
| 3 | GORDY SOLTAU, E, Minnesota | 30 |
| 4 | LARRY COUTRE, RB, Notre Dame | 43 |
| 5 | (to Pittsburgh Steelers) | 56 |
| 6 | JACK CLOUD, B, William & Mary | 69 |
| 7 | LEON MANLEY, T, Oklahoma | 82 |
| 8 | HARRY SZULBORSKI, B, Purdue | 95 |
| 9 | ROGER WILSON, E, South Carolina | 108 |
| 10 | BOB MEALEY, T, Minnesota | 121 |
| 11 | GENE LORENDO, E, Georgia | 134 |
| 12 | ANDY PAVICH, E, Denver | 147 |
| 13 | CARLTON ELLIOTT, E, Virginia | 160 |
| 14 | FRED LEON, T, Nevada | 173 |
| 15 | GENE HUEBNER, C, Baylor | 186 |
| 16 | FRANK KUZMA, B, Minnesota | 199 |
| 17 | HAL OTTERBACK, G, Wisconsin | 212 |
| 18 | ARNOLD GALIFFA, QB, Army | 225 |
| 19 | EARL ROWAN, T, Hardin-Simmons | 238 |
| 20 | JIM HOWE, B, Kentucky | 251 |
| 21 | GENE EVANS, B, Wisconsin | 264 |
| 22 | CHUCK BEATTY, C, Penn State | 277 |

| | | |
|----|--|-----|
| 23 | GEORGE MATTEY, G, Ohio State | 290 |
| 24 | DON DELPH, B, Dayton | 303 |
| 25 | FRANK WATERS, B, Michigan State | 316 |
| 26 | CLAUDE RADTKE, E, Lawrence | 329 |
| 27 | BILL OSBORNE, B, Nevada | 342 |
| 28 | HERM HERING, B, Rutgers | 355 |
| 29 | BEN ZARANKA, E, Kentucky | 368 |
| 30 | RAY MALLOUF, B, Southern Methodist | 381 |
| | (chosen off of New York Bulldogs roster) | |

1951

| | | |
|------------------|--|-----|
| Jan. 18-19, 1951 | Drafted alternately 3rd-2nd-1st | |
| 1 | BOB GAIN, T, Kentucky | 5 |
| 2 | ALBIN COLLINS, HB, Louisiana State | 16 |
| 3 | FRED CONE, FB, Clemson | 27 |
| 4 | (to Cleveland Browns) | 41 |
| 5 | WADE STINSON, HB, Kansas | 52 |
| 6 | SIDMUND HOLOWENKO, T, John Carroll | 63 |
| 7 | BILL SUTHERLAND, E, St. Vincent | 77 |
| 8 | (to Cleveland Browns) | 88 |
| 9 | DICK McWILLIAMS, T, Michigan | 99 |
| 10 | BOB NOPPINGER, E, Georgetown | 114 |
| 11 | GEORGE ROOKS, FB, Morgan State | 125 |
| 12 | CARL KREAGER, C, Michigan | 136 |
| 13 | ED STEPHENS, HB, Missouri | 150 |
| 14 | RAY BAUER, E, Montana | 161 |
| 15 | JOE ERNST, QB, Tulane | 172 |
| 16 | DICK AFFLIS, T, Nevada | 186 |
| 17 | RAY PELFREY, B, Eastern Kentucky | 197 |
| 18 | ED PETELA, FB, Boston College | 208 |
| 19 | JIM LIBER, HB, Xavier | 222 |
| 20 | DICK JOHNSON, T, Virginia | 233 |
| 21 | ART EDLING, E, Minnesota | 244 |
| 22 | ART FELKER, E, Marquette | 258 |
| 23 | TUBBA CHAMBERLAIN, T, Wisconsin-Eau Claire | 269 |
| 24 | DICK CHRISTIE, FB, Nebraska-Omaha | 280 |
| 25 | CHARLES MONTE, HB, Hillsdale | 294 |
| 26 | BILL MILLER, T, Ohio State | 305 |
| 27 | BOB BOSSONS, C, Georgia Tech | 316 |
| 28 | BILL AYRE, HB, Abilene Christian | 330 |
| 29 | RALPH FIELER, E, Miami (Fla.) | 341 |
| 30 | ED WITHERS, HB, Wisconsin | 352 |

1952

| | | |
|---------------|---|-----|
| Jan. 17, 1952 | Drafted alternately 3rd-2nd | |
| 1 | BABE PARILLI, QB, Kentucky | 4 |
| 2 | BILLY HOWTON, E, Rice | 15 |
| 3 | BOBBY DILLON, DB, Texas | 28 |
| 4 | (to Cleveland Browns) | 39 |
| 5 | DAVE HANNER, DT, Arkansas | 52 |
| 6 | TOM JOHNSON, T, Michigan | 63 |
| 7 | BILL REICHHARDT, FB, Iowa | 76 |
| 8 | MEL BECKETT, C, Indiana | 87 |
| 9 | DERAL TETEAK, G, Wisconsin | 100 |
| 10a | ART KLEINSCHMIDT, G, Tulane | 111 |
| 10b | BUD ROFFLER, HB, Washington State | 116 |
| | (from Chicago Bears) | |
| 11 | BILLY BURKHALTER, HB, Rice | 124 |
| 12 | BILL WILSON, T, Texas | 135 |
| 13 | BILLY HAIR, HB, Clemson | 148 |
| 14 | JACK MORGAN, T, Michigan State | 159 |
| 15 | BOBBY JACK FLOYD, FB, Texas Christian | 172 |
| 16 | JOHNNY COATTA, QB, Wisconsin | 183 |
| 17 | DON PETERSON, HB, Michigan | 196 |
| 18 | HOWARD TISDALE, T, Stephen F. Austin | 207 |
| 19 | JOHN PONT, HB, Miami (Ohio) | 220 |
| 20 | CHARLES BOERIO, C, Illinois | 231 |
| 21 | HERB ZIMMERMAN, G, Texas Christian | 244 |
| 22 | KARL KLUCKHOHN, E, Colgate | 255 |
| 23 | FRANK KAPRAL, G, Michigan State | 268 |
| 24 | JOHN SCHEUTZNER, E, South Carolina | 279 |
| 25 | CHARLES LaPRADD, T, Florida | 292 |
| 26 | CHARLES STOKES, T, Tennessee | 303 |
| 27 | I.D. RUSSELL, B, Southern Methodist | 316 |
| 28 | BILL BARRETT, HB, Notre Dame | 327 |
| 29 | BILL STRATTON, B, Lewis | 340 |
| 30 | JACK FULKERSON, T, Southern Mississippi | 351 |

1953

| Jan. 22, 1953 | Drafted 6th |
|--|-------------|
| 1 AL CARMICHAEL, HB, Southern California | 7 |
| 2 GIL REICH, HB, Kansas | 19 |
| 3 BILL FORESTER, DT, Southern Methodist | 31 |
| 4 GIB DAWSON, HB, Texas | 43 |
| 5 ROGER ZATKOFF, T, Michigan | 55 |
| 6 BOB KENNEDY, G, Wisconsin | 67 |
| 7 JIM RINGO, C, Syracuse | 79 |
| 8 LAUREN HARGROVE, HB, Georgia | 91 |
| 9 FLOYD HARRAWOOD, T, Tulsa | 103 |
| 10 VICTOR RIMKUS, G, Holy Cross | 115 |
| 11 JOE JOHNSON, HB, Boston College | 127 |
| 12 DICK CURRAN, HB, Arizona State | 139 |
| 13 BOB ORDERS, C, West Virginia | 151 |
| 14 CHARLES WRENNE, T, Texas Christian | 163 |
| 15 GENE HELWIG, HB, Tulsa | 175 |
| 16 JOHN HLAY, FB, Ohio State | 187 |
| 17 BILL GEORGES, E, Texas | 199 |
| 18 JIM PHILBEE, HB, Bradley | 211 |
| 19 BILL LUCKY, T, Baylor | 223 |
| 20 JOHN HARVILLE, HB, Texas Christian | 235 |
| 21 BOB CONWAY, HB, Alabama | 247 |
| 22 BILL TURNBEAUGH, T, Auburn | 259 |
| 23 BILL MURRAY, E, American International | 271 |
| 24 JIM HASLAM, T, Tennessee | 283 |
| 25 IKE JONES, E, UCLA | 295 |
| 26 GEORGE BOZANIC, HB, Southern California | 307 |
| 27 JAMES McCONAUGHEY, E, Houston | 319 |
| 28 ZACK JORDAN, HB, Colorado | 331 |
| 29 HENRY O'BRIEN, G, Boston College | 343 |
| 30 AL BARRY, G, Southern California | 355 |

1954

| Jan. 28, 1954 | Drafted 2nd |
|--|-------------|
| 1a ART HUNTER, T, Notre Dame | 3 |
| 1b VERYL SWITZER, HB, Kansas State | 4 |
| (from New York Giants) | |
| 2 BOB FLECK, T, Syracuse | 15 |
| 3 GEORGE TIMBERLAKE, G, Southern California | 27 |
| 4 (to Washington Redskins for Johnny Papit) | 39 |
| 4 TOM ALLMAN, FB, West Virginia | 40 |
| (from Baltimore Colts) | |
| 5 MAX MCGEE, E, Tulane | 51 |
| (to Detroit Lions for Gus Cifelli) | 63 |
| 7 SAM MARSHALL, T, Florida A&M | 75 |
| 8 JIMMIE WILLIAMS, T, Texas Tech | 87 |
| 9 DAVE DAVIS, E, Georgia Tech | 99 |
| 10 GENE KNUTSON, E, Michigan | 111 |
| 11 KEN HALL, E, North Texas State | 123 |
| 12 BILL OLIVER, HB, Alabama | 135 |
| 13 MIKE TAKACS, G, Ohio State | 147 |
| 14 DAVE JOHNSON, HB, Rice | 159 |
| 15 (to San Francisco 49ers for Ben Aldridge) | 171 |
| 16 DESMOND KOCH, HB, Southern California | 183 |
| 17 J.D. ROBERTS, G, Oklahoma | 195 |
| 18 EMERY BARNES, E, Oregon | 207 |
| 19 KEN HALL, C, Springfield | 219 |
| 20 LOWELL HERBERT, G, Pacific | 231 |
| 21 ART LIEBSCHER, HB, Pacific | 243 |
| 22 BILL BUFORD, T, Morgan State | 255 |
| 23 CLINT SATHRUM, QB, St. Olaf | 267 |
| 24 MARVIN TENNEFOSS, E, Stanford | 279 |
| 25 JACK SMALLLEY, T, Alabama | 291 |
| 26 RALPH BAIERL, T, Maryland | 303 |
| 27 HOSEA SIMS, E, Marquette | 315 |
| 28 EVAN SLONAC, FB, Michigan State | 327 |
| 29 JERRY DUFEK, T, St. Norbert | 339 |
| 30 TERRY CAMPBELL, QB, Washington State | 351 |

1955

| Jan. 27-28, 1955 | Drafted 4th |
|---|-------------|
| 1 TOM BETTIS, G/LB, Purdue | 5 |
| 2 JIM TEMP, DE, Wisconsin | 17 |
| 3 BUDDY LEAKE, HB, Oklahoma | 29 |
| (to Cleveland Browns for Jerry Helluin) | 41 |
| 5 HANK BULLOUGH, G, Michigan State | 53 |
| 6 NORM AMUNDSEN, G, Wisconsin | 65 |
| 7 BOB CLEMENS, FB, Georgia | 77 |
| 8 JOHN CROUCH, E, Texas Christian | 89 |
| 9 ED CULPEPPER, T, Alabama | 101 |

| | |
|--|-----|
| 10 GEORGE GEORGE, T, Auburn | 113 |
| 11 RON CLARK, HB, Nebraska | 125 |
| 12 ART WALKER, T, Michigan | 137 |
| 13 ED ADAMS, FB, South Carolina | 149 |
| 14 FRED BAER, HB, Michigan | 161 |
| 15 GEORGE MACHOUKAS, C, Toledo | 173 |
| 16 CHARLIE BRACKINS, QB, Prairie View | 185 |
| 17 LYNN BEIGHTOL, QB, Maryland | 197 |
| 18 DOYLE NIX, DB, Southern Methodist | 209 |
| 19 ROBERT CARTER, T, Grambling State | 221 |
| 20a CARL BOLT, HB, Southern Mississippi | 233 |
| 20b BOB ANTKOWIAK, E, Bucknell | 236 |
| (from New York Giants for John Bauer) | |
| 21 LAVELL ISBELL, T, Houston | 245 |
| 22 BILL BRUNNER, FB, Arkansas Tech | 257 |
| 23 ELTON SHAW, T, Louisiana State | 269 |
| 24 CHARLES BRYANT, G, Nebraska | 281 |
| 25 NATE BORDEN, E, Indiana | 293 |
| 26 JIM JENNINGS, E, Missouri | 305 |
| 27 BOB PERRINGER, E, Washington State | 317 |
| 28 JACK SPEARS, T, Tennessee-Chattanooga | 329 |
| 29 SAM PINO, FB, Boston University | 341 |
| 30 BOB SAIA, FB, Tulane | 352 |

1956

| Nov. 28, 1955 (Rounds 1-3); Jan. 17, 1956 (4-30) | Drafted 7th |
|--|-------------|
| 1 JACK LOSCH, HB, Miami (Fla.) | 8 |
| 2 FORREST GREGG, T, Southern Methodist | 20 |
| (to Los Angeles Rams in Tom Dahms trade) | 32 |
| 4 CECIL MORRIS, G, Oklahoma | 44 |
| 5 BOB SKORONSKI, T, Indiana | 56 |
| 6 BOB BURRIS, HB, Oklahoma | 68 |
| 7 HANK GREMMINGER, E, Baylor | 80 |
| 8 RUSS DENNIS, E, Maryland | 92 |
| 9 GORDON DUVALL, FB, Southern California | 104 |
| 10 BOB LAUGHERY, FB, Maryland | 116 |
| 11 MIKE HUDDOCK, C, Miami (Fla.) | 128 |
| 12 MAX BURNETT, HB, Arizona | 140 |
| 13 JAMES MENSE, C, Notre Dame | 152 |
| 14 CHARLIE THOMAS, FB, Wisconsin | 164 |
| 15 BUDDY ALLISTON, G, Mississippi | 176 |
| 16 CURTIS LYNCH, T, Alabama | 188 |
| 17 BART STARR, QB, Alabama | 200 |
| 18 STAN INTIHAR, E, Cornell | 212 |
| 19 KEN VAKYE, E, Texas Tech | 224 |
| 20 CLYDE LETBETTER, G, Baylor | 236 |
| 21 HAL O'BRIEN, FB, Southern Methodist | 248 |
| 22 JOHN POPSON, HB, Furman | 260 |
| 23 JESSE BIRCHFIELD, G, Duke | 272 |
| 24 DON WILSON, C, Rice | 284 |
| 25 FRANZ KOENEKE, E, Minnesota | 296 |
| 26 DICK GOEHE, T, Mississippi | 308 |
| 27 DICK KOLIAN, E, Wisconsin | 320 |
| 28 BOB LANCE, QB, Florida | 332 |
| 29 VESTER NEWCOMB, C, Southwest J.C. | 344 |
| 30 ROD HERMES, QB, Beloit | 355 |

1957

| Nov. 26, 1956 (Rounds 1-4); Jan. 31, 1957 (5-30) | Drafted alternately 3rd-5th-4th (Rounds 1-4); Drafted alternately 3rd-2nd (5-30) |
|--|---|
| BONUS CHICE: PAUL HORNUNG, HB, Notre Dame | 1 |
| 1 RON KRAMER, E, Michigan | 4 |
| 2 JOEL WELLS, HB, Clemson | 18 |
| 3 DALTON TRUAX, T, Tulane | 29 |
| 4 CARL VEREEN, T, Georgia Tech | 41 |
| 5 (to Cleveland Browns for Don King) | 52 |
| 6 (to Cleveland Browns for John Sandusky) | 63 |
| 6 JACK NISBY, G, Pacific | 70 |
| (from Chicago Cardinals for Tom Dahms) | |
| 7 FRANK GILLIAM, E, Iowa | 76 |
| 8 GEORGE BELOTTI, C, Southern California | 87 |
| 9 KEN WINEBURG, HB, Texas Christian | 100 |
| 10 GARY GUSTAFSON, G, Gustavus Adolphus | 111 |
| 11 JIM ROSEBORO, HB, Ohio State | 124 |
| 12a ED SULLIVAN, C, Notre Dame | 135 |
| 12b GLENN BESTOR, B, Wisconsin | 145 |
| (from New York Giants for Jack Spinks) | |
| 13 JIM MORSE, HB, Notre Dame | 148 |
| 14 RUDY SCHOENDORF, T, Miami (Ohio) | 159 |

| | | |
|----|--|------------|
| 15 | PAT HINTON, G, Louisiana Tech | 172 |
| 16 | ED BUCKINGHAM, T, Minnesota | 183 |
| 17 | DON BOUDREAU, T, Houston | 196 |
| 18 | CREDELL GRENN, HB, Washington | 207 |
| 19 | ERNIE DANJEAN, G, Auburn | 220 |
| 20 | PERCY OLIVER, G, Illinois | 231 |
| 21 | CHARLES MEHRER, T, Missouri | 244 |
| 22 | RON QUILLIAN, QB, Tulane | 255 |
| 23 | JOHN SYMANK, DB, Florida | 268 |
| 24 | CHARLES LEYENDECKER, T, Southern Methodist | 279 |
| 25 | JERRY JOHNSON, T, St. Norbert | 292 |
| 26 | BUDDY BASS, E, Duke | 303 |
| 27 | MARTIN BOOHER, T, Wisconsin | 316 |
| 28 | DAVE HERBOLD, G, Minnesota | 327 |
| 29 | HOWARD DARE, RB, Maryland | 340 |

1958

| | | |
|---|--|-----------|
| Dec. 2, 1957 (Rounds 1-4); Jan. 28, 1958 (5-30) | | |
| <i>Drafted 2nd (Rounds 1-4); Drafted alternately 2nd-1st (5-30)</i> | | |
| 1 | DAN CURRIE, C, Michigan State | 3 |
| 2 | JIM TAYLOR, FB, Louisiana State | 15 |
| 3a | DICK CHRISTY, HB, North Carolina State | 27 |
| 3b | RAY NITSCHKE, B, Illinois | 36 |
| <i>(from New York Giants for John Martinkovic)</i> | | |
| 4 | JERRY KRAMER, G, Idaho | 39 |
| 5 | JOE FRANCIS, QB, Oregon State | 51 |
| 6 | KEN GRAY, T, Howard Payne | 62 |
| 7 | DOUG MAINSON, QB, Hillsdale | 75 |
| 8 | MIKE BILL, C, Syracuse | 86 |
| 9 | NORM JAROCK, HB, St. Norbert | 99 |
| 10 | CARL JOHNSON, T, Illinois | 110 |
| 11 | HARRY HORTON, E, Wichita | 123 |
| 12 | WAYNE MILLER, E, Baylor | 134 |
| 13 | GENE COOK, E, Toledo | 147 |
| 14 | HARRY HAUFFE, T, South Dakota | 158 |
| 15 | TOM NEWELL, HB, Drake | 171 |
| 16 | ARLEY FINLEY, T, Georgia Tech | 182 |
| 17 | JOE REESE, E, Arkansas Tech | 195 |
| 18 | CHARLES STRID, G, Syracuse | 206 |
| 19 | <i>(to Chicago Bears for Lee Hermesen)</i> | 219 |
| 20 | JOHN DUBOSE, HB, Trinity (Texas) | 230 |
| 21 | JERRY KERSHNER, T, Oregon | 243 |
| 22 | DICK MAGGARD, HB, College of Idaho | 254 |
| 23 | JACK ASHTON, G, South Carolina | 267 |
| 24 | JOHN JERECK, T, Detroit | 278 |
| 25 | LARRY PLENTY, HB, Boston College | 291 |
| 26 | ESKER HARRIS, G, UCLA | 302 |
| 27 | NEIL HABIG, C, Purdue | 315 |
| 28 | DAVE CROWELL, G, Washington State | 326 |
| 29 | ROBERT HAYNES, T, Sam Houston State | 339 |
| 30 | JOHN PETERS, T, Houston | 350 |

Ray Nitschke
University of Illinois
1958



Jim Taylor
Louisiana State
1958

1959

| | | |
|--|---|------------|
| Dec. 2, 1958 (Rounds 1-4); Jan. 21, 1959 (5-30) | | |
| <i>Drafted 1st</i> | | |
| 1 | RANDY DUNCAN, QB, Iowa | 1 |
| 2 | ALEX HAWKINS, HB, South Carolina | 13 |
| 3 | BOYD DOWLER, E, Colorado | 25 |
| <i>(to Cleveland Browns for Len Ford)</i> | | |
| 4 | (to Washington Redskins for J.D. Kimmel) | 49 |
| 5 | ANDY CVERCKO, G, Northwestern | 55 |
| <i>(from Pittsburgh Steelers for Dick Christy)</i> | | |
| 6 | WILLIE TAYLOR, C, Florida A&M | 61 |
| 7a | BOBBY JACKSON, HB, Alabama | 73 |
| 7b | GARY RAID, T, Willamette | 83 |
| <i>(from New York Giants for Al Berry)</i> | | |
| 8a | BUDDY MAYFIELD, E, South Carolina | 85 |
| 8b | BOB LARABA, HB, Texas-El Paso | 95 |
| <i>(from Cleveland Browns for Dick Deschaine)</i> | | |
| 9 | GEORGE DIXON, HB, Bridgeport | 97 |
| 10 | SAM TUCCIO, G/T, Southern Mississippi | 109 |
| 11 | BOB WEBB, QB, St. Ambrose | 121 |
| 12 | LARRY HALL, G, Missouri Valley | 133 |
| 13 | JIM HURD, FB, Albion | 145 |
| 14 | KEN KERR, G, Arizona State | 157 |
| 15 | DICK TETEAK, G, Wisconsin | 169 |
| 16 | DAN EDGINGTON, E, Florida | 181 |
| 17 | TOM SECULES, HB, William & Mary | 193 |
| 18 | DICK NEARENTS, T, Eastern Washington | 205 |
| 19 | BILL BUTLER, HB, Tennessee-Chattanooga | 217 |
| 20 | CHUCK SAMPLE, FB, Arkansas | 229 |
| 21 | DAVE SMITH, FB, Ripon | 241 |
| 22 | CHARLES ANDERSON, E, Drake | 253 |
| 23 | ORVILLE LAWVER, T, Lewis & Clark | 265 |
| 24 | JOE HERBERT, C, Florida | 277 |
| 25 | LEROY HARDEE, HB, Florida A&M | 289 |
| 26 | KEN HIGGINBOTHAM, E, Trinity (Texas) | 301 |
| 27 | TIM BROWN, HB, Ball State | 313 |
| 28 | JERRY EPPS, G, West Texas State | 325 |
| 29 | JOHN FLARA, HB, Pittsburgh | 337 |
| 30 | DICK EMERICH, T, West Chester | 349 |

1960

| | | |
|---|---|------------|
| Nov. 30, 1959 | | |
| <i>Drafted 5th</i> | | |
| 1 | TOM MOORE, HB, Vanderbilt | 5 |
| 2 | BOB JETER, HB, Iowa | 17 |
| <i>(to Chicago Cardinals for Lamar McHan)</i> | | |
| 3 | (to Cleveland Browns for Henry Jordan) | 29 |
| 4 | DALE HACKBART, DB, Wisconsin | 41 |
| <i>(from Detroit Lions for Ollie Spencer)</i> | | |
| 5 | (to Cleveland Browns for Bob Freeman) | 53 |
| 6 | MIKE WRIGHT, T, Minnesota | 65 |
| 7 | KIRK PHARES, G, South Carolina | 77 |
| 8 | DON HITT, C, Oklahoma State | 89 |
| 9 | FRANK BRIXIUS, T, Minnesota | 101 |
| 10 | (to Chicago Cardinals for Ken Beck) | 113 |
| 11 | RON RAY, T, Howard Payne | 125 |
| 12 | HARRY BALL, T, Boston College | 137 |
| 13 | PAUL WINSLOW, HB, North Carolina Central | 149 |
| 14 | JON GILLIAM, C, East Texas State | 161 |
| 15 | GARNEY HENLEY, HB, Huron | 173 |
| 16 | JOHN LITTLEJOHN, HB, Kansas State | 185 |
| 17 | JOE GOMES, HB, South Carolina | 197 |
| 18 | ROYCE WHITTINGTON, T, Southwestern Louisiana | 209 |
| 19 | RICH BROOKS, E, Purdue | 221 |
| 20 | GILMER LEWIS, T, Oklahoma | 233 |

1961

| | | |
|---|---|------------|
| Dec. 27-28, 1960 | | |
| <i>Drafted 12th</i> | | |
| 1 | HERB ADDERLEY, DB, Michigan State | 12 |
| 2 | RON KOSTELNIK, T, Cincinnati | 26 |
| 3 | PHIL NUGENT, QB, Tulane | 40 |
| 4a | PAUL DUDLEY, HB, Arkansas | 54 |
| 4b | JOE LeSAGE, G, Tulane | 56 |
| <i>(from Philadelphia Eagles for Bob Freeman)</i> | | |
| 5 | JACK NOVAK, G, Miami (Fla.) | 68 |
| 6 | LEE FOLKINS, DE, Washington | 82 |
| 7 | LEWIS JOHNSON, HB, Florida A&M | 96 |
| 8 | (to Cleveland Browns for Bob Jarus) | 124 |
| 9 | VESTER FLANAGAN, T, Humboldt State | 124 |
| 10a | ROGER HAGBERG, FB, Minnesota | 128 |
| <i>(from Dallas Cowboys for Fred Cone)</i> | | |
| 10b | BUCK McLEOD, T, Baylor | 138 |
| 11 | VAL KECKIN, QB, Southern Mississippi | 152 |

| | |
|--|------------|
| <i>1961 continued</i> | |
| 12 JOHN DENVIR, T, Colorado | 166 |
| 13 ELIJAH PITTS, HB, Philander Smith | 180 |
| 14 NELSON TOBUREN, LB, Wichita | 194 |
| 15 RAY LARDANI, T, Miami (Fla.) | 208 |
| 16 CLARENCE MASON, E, Bowling Green | 222 |
| 17 JIM BREWINGTON, T, North Carolina Central | 236 |
| 18 ARTHUR SIMS, B, Texas A&M | 250 |
| 19 LELAND BONDHUS, T, South Dakota State | 264 |
| 20 RAY RATKOWSKI, HB, Notre Dame | 278 |

1962

| | |
|--|--------------------------------------|
| Dec. 4, 1961 | <i>Drafted 14th</i> |
| 1 EARL GROS, FB, Louisiana State | 14 |
| 2 ED BLAINE, G, Missouri | 28 |
| 3 GARY BARNES, E, Clemson | 41 |
| (from New York Giants for Joel Wells) | |
| 3 | (to Cleveland Browns for John Roach) |
| 4 RON GASSERT, DT, Virginia | 56 |
| 5a CHUCK MORRIS, HB, Mississippi | 65 |
| (from Baltimore Colts for Lamar McHan) | |
| 5b JON SCHOPF, G, Michigan | 70 |
| 6a JOHN SUTRO, T, San Jose State | 79 |
| (from Washington Redskins for Dale Hackbart) | |
| 6b OSCAR DONAHUE, E, San Jose State | 84 |
| 7 GARY CUTSINGER, T, Oklahoma State | 98 |
| 8 JAMES TULLIS, HB, Florida A&M | 112 |
| 9 PETE SCHENCK, DB, Washington State | 126 |
| 10 GALE WEIDNER, QB, Colorado | 140 |
| 11 JIM THURUSH, T, Xavier | 154 |
| 12a JOE THORNE, HB, South Dakota State | 158 |
| (from Dallas Cowboys for Steve Meilinger) | |
| 12b TOM PENNINGTON, K, Georgia | 168 |
| 13 TOM KEPNER, T, Villanova | 182 |
| 14 ERNEST GREEN, HB, Louisville | 196 |
| 15 ROGER HOLDINSKY, HB, West Virginia | 210 |
| 16 JAMES FIELD, DB, Louisiana State | 224 |
| 17 BUCK BUCHANAN, T, Grambling State | 238 |
| 18 BOB JOINER, QB, Presbyterian | 252 |
| 19 JERRY SCATTINI, DB, California | 266 |
| 20 MIKE SNODGRASS, C, Western Michigan | 280 |

1963

| | |
|---|---------------------|
| Dec. 3, 1962 | <i>Drafted 14th</i> |
| 1 DAVE ROBINSON, DE, Penn State | 14 |
| 2 TOM BROWN, DB, Maryland | 28 |
| 3a DENNIS CLARIDGE, QB, Nebraska | 39 |
| (from Pittsburgh Steelers for Tom Bettis) | |
| 3b TONY LISCIO, T, Tulsa | 42 |
| 4a LIONEL ALDRIDGE, G, Utah State | 54 |
| (from New York Giants for Paul Dudley) | |
| 4b CARLTON SIMONS, C, Stanford | 56 |
| 5a JACK CVERCKO, G, Northwestern | 63 |
| (from Washington Redskins for Ben Davidson) | |
| 5b DAN GRIMM, T, Colorado | 70 |
| 6a JOHN SIMMONS, E, Tulsa | 76 |
| (from Dallas Cowboys for John Sutro) | |
| 6b JAN BARRETT, E, Fresno State | 84 |
| 7a GARY KRONER, HB, Wisconsin | 93 |
| (from Cleveland Browns for Ernie Green) | |
| 7b OLIN HILL, T, Furman | 95 |
| (from Pittsburgh Steelers) | |
| 7c TURNLEY TODD, LB, Virginia | 98 |



Herb Adderley
Michigan State
1961

| | |
|---|------------|
| 8a KEITH KINDERMAN, HB, Florida State | 104 |
| (from Dallas Cowboys for Lee Folkins) | |
| 8b LOUIS RETTINO, FB, Villanova | 112 |
| 9 BILL FREEMAN, T, Southern Mississippi | 126 |
| 10 EARL MCQUISTON, G, Iowa | 140 |
| 11 MARV FLEMING, E, Utah | 154 |
| 12 DARYLE LAMONICA, QB, Notre Dame | 168 |
| 13 BILL KELLUM, T, Tulane | 182 |
| 14 ED HOLLER, LB, South Carolina | 196 |
| 15 GENE BREEN, LB, Virginia Tech | 210 |
| 16 COOLIDGE HUNT, FB, Texas Tech | 224 |
| 17 THURMAN WALKER, E, Illinois | 238 |
| 18 LUIS HERNANDEZ, G, Texas-El Paso | 252 |
| 19 HERMAN HAMP, HB, Fresno State | 266 |
| 20 BOBBY BREZINA, HB, Houston | 280 |

1964

| | |
|--|---------------------|
| Dec. 2, 1963 | <i>Drafted 13th</i> |
| 1 LLOYD VOSS, T, Nebraska | 13 |
| 2 JON MORRIS, C, Holy Cross | 27 |
| 3a ODE BURRELL, HB, Mississippi State | 36 |
| (from Baltimore Colts) | |
| 3b JOE O'DONNELL, G, Michigan | 40 |
| (from New York Giants in Bill Quinlan/John Symank trade) | |
| 3c TOMMY CRUTCHER, LB/FB, Texas Christian | 41 |
| 4a BOB LONG, WR, Wichita | 44 |
| (from Philadelphia Eagles for Ed Blaine) | |
| 4b PAUL COSTA, B, Notre Dame | 55 |
| 5a DUKE CARLISLE, HB, Texas | 60 |
| (from Dallas Cowboys for Gary Barnes) | |
| 5b STEVE WRIGHT, T, Alabama | 69 |
| (to Dallas Cowboys for Jerry Norton) | |
| 7 DICK HERZING, T, Drake | 97 |
| 8 KEN BOWMAN, C, Wisconsin | 111 |
| 9 JOHN MCDOWELL, T, St. John's (Minn.) | 125 |
| 10 ALLEN JACOBS, HB, Utah | 139 |
| 11 JACK PETERSEN, T, Nebraska-Omaha | 153 |
| 12 DWAIN BEAN, HB, North Texas State | 167 |
| 13 JACK MAURO, T, Northern Michigan | 181 |
| 14 TOM O'GRADY, WR, Northwestern | 195 |
| 15 ALEX ZENKO, T, Kent State | 209 |
| 16 ANDREW IRELAND, HB, Utah | 223 |
| 17 LEONARD ST. JEAN, E, Northern Michigan | 237 |
| 18 MIKE HICKS, G, Marshall | 251 |
| 19 JOHN BAKER, E, Virginia Union | 265 |
| 20 BILL CURRY, C, Georgia Tech | 279 |

1965

| | |
|--|---------------------|
| Nov. 28, 1964 | <i>Drafted 10th</i> |
| 1a DONNY ANDERSON, HB, Texas Tech | 7 |
| (from Phila., in Jim Ringo/Earl Gros/Lee Roy Caffey trade) | |
| 1b LAWRENCE ELKINS, WR, Baylor | 10 |
| 2 ALPHONSE DOTSON, T, Grambling State | 24 |
| 3 ALLEN BROWN, E, Mississippi | 38 |
| 4 WALLY MAHLE, HB, Syracuse | 52 |
| 5a JAMES HARVEY, T, Mississippi | 59 |
| (from Pittsburgh Steelers) | |
| 5b DOUG GOODWIN, FB, Maryland State | 66 |
| 6a RICK KOEPER, T, Oregon State | 74 |
| (from Pittsburgh Steelers) | |
| 6b BILL SYMONS, HB, Colorado | 80 |
| 7a JERRY ROBERTS, B, Baldwin-Wallace | 85 |
| (from New York Giants for Turnley Todd) | |
| 7b ROGER JACOBBAZZI, T, Wisconsin | 86 |
| (from San Francisco 49ers) | |
| 7c JUNIOR COFFEY, HB, Washington | 94 |
| 8 MIKE SHINN, E, Kansas | 108 |
| 9 LARRY BULAICH, HB, Texas Christian | 122 |
| 10 RICH MARSHALL, T, Stephen F. Austin | 136 |
| 11 JIM WEATHERWAX, T, Cal State-Los Angeles | 150 |
| 12 GENE JETER, HB, Arkansas-Pine Bluff | 164 |
| 13 ROY SCHMIDT, G, Long Beach State | 178 |
| 14 JOHN PUTNAM, FB, Drake | 192 |
| 15 CHUCK HURSTON, T, Auburn | 206 |
| 16 PHIL VANDERSEA, FB, Massachusetts | 220 |
| 17 STEVE CLARK, K, Oregon State | 234 |
| 18 JEFF WHITE, E, Texas Tech | 248 |
| 19 LEN SEARS, T, South Carolina | 262 |
| 20 JAMES CHANDLER, HB, Benedictine | 276 |

1966

| Nov. 27, 1965 | <i>Drafted alternately 13th-14th</i> |
|---|--------------------------------------|
| 1a JIM GRABOWSKI, FB, Illinois | 9 |
| (from Detroit Lions for Ron Kramer) | |
| 1b GALE GILLINGHAM, T, Minnesota | 13 |
| 2 TOM CICHOWSKI, T, Maryland | 30 |
| 3a FRED HERON, T, San Jose State | 45 |
| 3b TONY JETER, E, Nebraska | 46 |
| (from Cleveland Browns) | |
| 4 JOHN RODERICK, E, Southern Methodist | 62 |
| (to Los Angeles Rams) | |
| 6 (to Washington Redskins for Bill Anderson) | |
| 7 RAY MILLER, DE, Idaho | 108 |
| 8 KEN McLEAN, E, Texas A&M | 124 |
| 9 RON RECTOR, HB, Northwestern | 138 |
| 10 SAM MONTGOMERY, HB, Southern Univ. | 154 |
| 11 RALPH WENZEL, G, San Diego State | 168 |
| 12 JIM MANKINS, FB, Florida State | 184 |
| 13 ED KING, LB, Southern California | 198 |
| 14 RON HANSON, E, North Dakota State | 214 |
| 15 GRADY BOLTON, T, Mississippi State | 228 |
| 16 ROBERT SCHULTZ, DE, Wisconsin-Stevens Point | 244 |
| 17 DAVE HATHCOCK, DB, Memphis State | 258 |
| 18 JIM JONES, DE, Nebraska-Omaha | 274 |
| 19 DAVE MOTON, TE, Southern California | 288 |
| 20 ED MARAS, E, South Dakota State | 304 |

1967

| March 14, 1967 | <i>Drafted 25th</i> |
|--|---------------------|
| 1a BOB HYLAND, C/G, Boston College | 9 |
| (from Pittsburgh in Tony Jeter/Lloyd Voss trade) | |
| 1b DON HORN, QB, San Diego State | 25 |
| 2a DAVE DUNAWAY, WR, Duke | 41 |
| (from Los Angeles Rams for Tom Moore) | |
| 2b JIM FLANIGAN, LB, Pittsburgh | 51 |
| 3 JOHN ROWSER, DB, Michigan | 78 |
| 4 TRAVIS WILLIAMS, RB, Arizona State | 93 |
| (from Washington Redskins for Ron Rector) | |
| 4 (to St. Louis Cardinals for 3rd-round pick in 1968) | 105 |
| 5a DWIGHT HOOD, DT, Baylor | 116 |
| (from Pittsburgh Steelers for Ron Smith) | |
| 5b DICK TATE, DB, Utah | 130 |
| (from Dallas Cowboys for Hank Gremminger) | |
| 5c JAY BACHMAN, C, Cincinnati | 132 |
| 6 STEW WILLIAMS, FB, Bowling Green | 158 |
| 7a BOB ZIOLKOWSKI, T, Iowa | 161 |
| (from New York Giants for Allen Jacobs) | |
| 7b BILL POWELL, G/LB, Missouri | 184 |
| 8 CLARENCE MILES, DT, Trinity (Texas) | 210 |
| 9 HARLAND REED, TE, Mississippi State | 236 |
| 10 BILL SHEAR, K, Cortland State | 262 |
| 11 DAVE BENNETT, QB, Springfield | 287 |
| 12 MIKE BASS, DB, Michigan | 314 |
| 13 KEITH BROWN, WR, Central Missouri State | 340 |
| 14 CLAUDIS JAMES, HB, Jackson State | 366 |
| 15 JAMES SCHNEIDER, DT, Colgate | 392 |
| 16 FRED CASSIDY, HB, Miami (Fla.) | 418 |
| 17 JEFF ELIAS, TE, Kansas | 444 |

1968

| Jan. 30-31, 1968 | <i>Drafted 26th</i> |
|--|---------------------|
| 1a FRED CARR, LB, Texas-El Paso | 5 |
| (from New Orleans Saints for Jim Taylor) | |
| 1b BILL LUECK, G, Arizona | 26 |
| (to Los Angeles Rams in Ben Wilson trade) | |
| 3a BILL STEVENS, QB, Texas-El Paso | 67 |
| (from St. Louis Cardinals for Fred Heron) | |
| 3b DICK HIMES, T, Ohio State | 81 |
| 4a BRENDAN McCARTHY, FB, Boston College | 92 |
| (from Pittsburgh Steelers for Dick Arndt) | |
| 4b JOHN ROBINSON, WR, Tennessee State | 108 |
| 5a STEVE DUICH, T, San Diego State | 121 |
| (from Pittsburgh Steelers for Kent Nix) | |
| 5b FRANCIS WINKLER, DE, Memphis State | 137 |
| 6 WALTER CHADWICK, HB, Tennessee | 164 |
| 7 ANDY BEATH, DB, Duke | 191 |
| 8 TOM OWENS, G, Missouri-Rolla | 218 |
| 9 BOB APISA, FB, Michigan State | 245 |
| 10a RICHARD CASH, T, Northeast Missouri State | 260 |
| (from New York Giants for Dave Hathcock) | |
| 10b RON WORTHEN, C, Arkansas State | 272 |

| | |
|--|------------|
| 11 GORDON RULE, DB, Dartmouth | 299 |
| 12 DENNIS PORTER, DT, Northern Michigan | 325 |
| 13 FRANK GEISELMAN, WR, Rhode Island | 353 |
| 14 JOHN FARLER, WR, Colorado | 380 |
| 15 RIDLEY GIBSON, DB, Baylor | 407 |
| 16 AL GROVES, DT, St. Norbert | 434 |
| 17 KEN ROTA, HB, North Dakota State | 461 |

1969

| Jan. 28-29, 1969 | <i>Drafted 12th</i> |
|---|---------------------|
| 1 RICH MOORE, DT, Villanova | 12 |
| 2 DAVE BRADLEY, T, Penn State | 38 |
| 3 JOHN SPILIS, WR, Northern Illinois | 64 |
| 4 PERRY WILLIAMS, FB, Purdue | 90 |
| 5 BILL HAYHOE, T, Southern California | 116 |
| 6a RON JONES, TE, Texas-El Paso | 134 |
| (from Pittsburgh Steelers in Dick Capp trade) | |
| 6b KEN VINYARD, K, Texas Tech | 142 |
| 7 LARRY AGAJANIAN, DT, UCLA | 168 |
| 8 DOUG GOSNELL, DT, Utah State | 194 |
| 9 DAVE HAMPTON, RB, Wyoming | 220 |
| 10 BRUCE NELSON, T, North Dakota State | 246 |
| 11 LEON HARDEN, DB, Texas-El Paso | 272 |
| 12 TOM BUCKMAN, TE, Texas A&M | 298 |
| 13 CRAIG KOINZAN, LB, Doane | 324 |
| 14 RICH VOLTZKE, HB, Minnesota | 350 |
| 15 DAN ECKSTEIN, S, Presbyterian | 376 |
| 16 DICK HEWINS, WR, Drake | 402 |
| 17 JOHN MACK, RB, Central Missouri State | 428 |

1970

| Jan. 27-28, 1970 | <i>Drafted alternately 16th-15th</i> |
|--|--------------------------------------|
| 1a MIKE McCOY, DT, Notre Dame | 2 |
| (from Chicago Bears in Elijah Pitts/Lee Roy Caffey/Bob Hyland trade) | |
| 1b RICH McGEORGE, TE, Elon | 16 |
| 2 AL MATTHEWS, CB, Texas A&I | 41 |
| 3 JIM CARTER, LB, Minnesota | 68 |
| 4a KEN ELLIS, WR, Southern Univ. | 93 |
| 4b SKIP BUTLER, K, Texas-Arlington | 96 |
| (from Baltimore Colts for Ron Kostelnik) | |
| 5 CECIL PRYOR, DE, Michigan | 120 |
| 6 ERVIN HUNT, DB, Fresno State | 145 |
| 7 CLEO WALKER, C, Louisville | 172 |
| 8 TIM MJOS, RB, North Dakota State | 197 |
| 9 BOB REINHARD, G, Stanford | 224 |
| 10a RUSS MELBY, DT, Weber State | 248 |
| 10b FRANK PATRICK, TE, Nebraska | 251 |
| (from Washington Redskins for Leo Carroll) | |
| 11 DAN HOOK, LB, Humboldt State | 276 |
| 12 FRANK FOREMAN, WR, Michigan State | 300 |
| 13 DAVE SMITH, RB, Utah | 328 |
| 14 BOB LINTS, G, Eastern Michigan | 353 |
| 15 MIKE CARTER, WR, Sacramento State | 380 |
| 16 JIM HEACOCK, S, Muskingum | 405 |
| 17 LARRY KRAUSE, RB, St. Norbert | 432 |

1971

| Jan. 28-29, 1971 | <i>Drafted alternately 12th-11th-10th</i> |
|---|---|
| 1 JOHN BROCKINGTON, RB, Ohio State | 9 |
| (from Denver Broncos in draft-day trade) | |
| 1 (to Denver Broncos, along with Don Horn, in draft-day trade) | 12 |
| 2 (to San Francisco 49ers for Kevin Hardy) | 37 |
| 2 VIRGIL ROBINSON, RB, Grambling State | 46 |
| (from Los Angeles Rams in Travis Williams trade) | |
| 3 CHARLIE HALL, CB, Pittsburgh | 62 |
| (to Los Angeles Rams in Travis Williams trade) | |
| 5 (to San Diego Chargers for Jacque MacKinnon) | 115 |
| 5a DONNELL SMITH, DE, Southern Univ. | 116 |
| (from Washington Redskins for Tom Brown) | |
| 5b JIM STILLWAGON, LB, Ohio State | 124 |
| (from L.A. Rams through Washington Redskins) | |
| 6 SCOTT HUNTER, QB, Alabama | 140 |
| 7a DAVE DAVIS, WR, Tennessee A&I | 168 |
| 7b JAMES JOHNSON, WR, Bishop | 175 |
| (from Oakland Raiders) | |
| 8 WIN HEADLEY, C, Wake Forest | 193 |
| 9 BARRY MAYER, RB, Minnesota | 218 |
| 10 KEVIN HUNT, T, Doane | 246 |
| 11 JOHN LANIER, RB/TE, Parsons | 271 |
| 12 GREG HENDREN, G/C, California | 296 |

| | |
|---|------------|
| 1971 continued | |
| 13 JACK MARTIN, RB, Angelo State | 324 |
| 14 LeROY SPEARS, DE, Moorhead State | 348 |
| 15 LEN GARRETT, TE, New Mexico Highlands | 374 |
| 16 JACK O'DONNELL, G, Central (Okla.) State | 402 |
| 17 MONTY JOHNSON, S, Oklahoma | 427 |

1972

Feb. 1-2, 1972 *Drafted alternately 7th-8th*

| | |
|--|------------|
| 1a WILLIE BUCHANON, CB, San Diego State | 7 |
| 1b JERRY TAGGE, QB, Nebraska | 11 |
| (from San Diego Chargers in Kevin Hardy trade) | |
| 2 CHESTER MARCOL, K, Hillsdale | 34 |
| 3 (to Minnesota Vikings for Zeke Bratkowski) | 59 |
| 4 ERIC PATTON, LB, Notre Dame | 86 |
| 5 (to New Orleans Saints for Wimpy Winther) | 111 |
| 6a NATE ROSS, CB, Bethune-Cookman | 138 |
| 6b DAVE PUREIFORY, LB, Eastern Michigan | 142 |
| (from Chicago Bears for Bob Jeter) | |
| 6c BOB HUDSON, RB, Northeastern (Okla.) St. | 147 |
| (from L.A. Rams in Travis Williams trade) | |
| 7 BILL BUSHONG, DT, Kentucky | 163 |
| 8 LELAND GLASS, WR, Oregon | 190 |
| 9 (to Baltimore Colts) | 215 |
| 10 KEITH WORTMAN, G, Nebraska | 242 |
| 11 DAVE BAILEY, WR, Alabama | 266 |
| 12 MIKE RICH, RB, Florida | 294 |
| 13 JESSE LAKES, RB, Central Michigan | 319 |
| 14 LARRY HEFNER, LB, Clemson | 346 |
| 15 RICH THONE, WR, Arkansas Tech | 371 |
| 16 CHARLES BURRELL, DT, Arkansas AM&N | 398 |
| 17 (to San Diego Chargers for Cal Withrow) | 423 |

1973

Jan. 30-31, 1973 *Drafted alternately 21st-20th-22nd*

| | |
|---|------------|
| 1 BARRY SMITH, WR, Florida State | 21 |
| (to Dallas Cowboys for Ike Thomas & Ron Widby) | 46 |
| 2 TOM MacLEOD, LB, Minnesota | 74 |
| 4 (to Los Angeles Rams in Tommy Crutcher trade) | 99 |
| 5 (to Oakland Raiders in Carleton Oats trade) | 124 |
| 6 TOM TONER, LB, Idaho State | 152 |
| 7 JOHN MULLER, G/T, Iowa | 177 |
| 8 HISE AUSTIN, DB/WR, Prairie View | 202 |
| 9 RICK BROWN, LB, South Carolina | 230 |
| 10 LARRY ALLEN, S/LB, Illinois | 255 |
| 11 PHIL ENGLE, G, South Dakota State | 280 |
| 12 LARRY MCCARREN, C, Illinois | 308 |
| 13 TIM ALDERSON, S, Minnesota | 333 |
| 14 JIM ANDERSON, DT, Northwestern | 358 |
| 15 REGGIE ECHOLS, WR, UCLA | 386 |
| 16 KEITH PRETTY, TE, Western Michigan | 411 |
| 17 HAROLD SAMPSON, DT, Southern Univ. | 436 |

1974

Jan. 29-30, 1974 *Drafted 12th*

| | |
|---|------------|
| 1 BARTY SMITH, RB, Richmond | 12 |
| 2 (to Miami Dolphins in Jim Del Gaizo trade) | 38 |
| 3 (to San Diego Chargers in Jim Hill trade) | 54 |
| 4 (to San Francisco 49ers in Al Randolph trade) | 90 |
| 5 STEVE ODOM, WR/KR, Utah | 116 |
| 6a DON WOODS, RB, New Mexico | 134 |
| (from Chicago Bears for Zeke Bratkowski) | |
| 6b KEN PAYNE, WR, Langston | 142 |
| 7 BART PURVIS, T, Maryland | 168 |
| 8a MONTE DORIS, LB, Southern California | 194 |
| 8b NED GUILLET, S, Boston College | 200 |
| (from Atlanta Falcons through New Orleans Saints) | |
| 9 HAROLD HOLTON, G, Texas-El Paso | 220 |
| 10 DOUG TROSZAK, DT, Michigan | 246 |
| 11 ERIC TORKELSON, RB, Connecticut | 272 |
| 12 RANDY WALKER, P, Northwestern (La.) State | 298 |
| 13 EMANUEL ARMSTRONG, LB, San Jose State | 324 |
| 14 ANDY NELOMS, DT, Kentucky State | 350 |
| 15 DAVE WANNSTEDT, T, Pittsburgh | 376 |
| 16 MARK COONEY, LB, Colorado | 402 |
| 17 RANDY WOODFIELD, WR, Portland State | 428 |

1975

Jan. 28-29, 1975 *Drafted alternately 9th-10th*

| | |
|---|----|
| 1 (to Los Angeles Rams in John Hadl trade) | 9 |
| 2 (from Baltimore Colts in Tom McLeod trade, later sent to Los Angeles Rams in John Hadl trade) | 28 |

| | |
|---|------------|
| 2 (to Miami Dolphins in Jim Del Gaizo trade) | 36 |
| 2 BILL BAIN, G, Southern California | 47 |
| (from Washington Redskins in Dave Robinson trade) | |
| 3 WILLARD HARRELL, RB, Pacific | 58 |
| (from San Diego Chargers in Bob Brown trade) | |
| 3 (to Los Angeles Rams in John Hadl trade) | 61 |
| 4 STEVE LUKE, S, Ohio State | 88 |
| 5 (to Dallas Cowboys in Jack Concannon trade) | 113 |
| 6 (to Los Angeles Rams in Harry Schuh trade) | 140 |
| 7 TONY GUAQUINTO, WR, Central Connecticut State | 165 |
| 8 (to Baltimore Colts in Ted Hendricks trade) | 192 |
| 9 JAY LYNN HODGIN, RB, South Carolina | 217 |
| 10 WILLIAM COOKE, DE, Massachusetts | 244 |
| 11 BOB MARTIN, DE, Washington | 269 |
| 12 CARLOS BROWN, QB, Pacific | 296 |
| 13 BOB FUHRIMAN, S, Utah State | 321 |
| 14 STAN BLACKMON, TE, North Texas State | 348 |
| 15 RANDY ALLEN, WR, Southern Univ. | 373 |
| 16 BOB McCAFFREY, C, Southern California | 400 |
| 17 TOM RAY, DB, Central Michigan | 425 |

1976

April 8-9, 1976 *Drafted alternately 8th-11th-10th-9th*

| | |
|---|------------|
| 1 (to Los Angeles Rams in John Hadl trade) | 8 |
| 1 MARK KONCAR, T, Colorado | 23 |
| (from Oakland Raiders for Ted Hendricks) | |
| 2 (to Los Angeles Rams in John Hadl trade) | 39 |
| 3 (to Pittsburgh Steelers in Bruce Van Dyke trade) | 70 |
| 3 MIKE MCCOY, DB, Colorado | 72 |
| (from Kansas City Chiefs in MacArthur Lane trade) | |
| 4 TOM PERKO, LB, Pittsburgh | 101 |
| 4 (from Philadelphia Eagles, later sent to Houston Oilers in Lynn Dickey trade) | 117 |
| 5 AUNDRRA THOMPSON, RB, East Texas State | 132 |
| 6 (to Houston Oilers in Paul Robinson trade) | 166 |
| 7 (to Cincinnati Bengals in Pat Matson trade) | 192 |
| 8 JIM BURRO, DB, Nebraska | 218 |
| 9 JIM GUENOW, LB, Tulane | 245 |
| 10 JESSIE GREEN, WR, Tulsa | 274 |
| 11 CURTIS LEAK, WR, Johnson C. Smith | 301 |
| 12 MEL JACKSON, G, Southern California | 328 |
| 13 BRADLEY BOWMAN, DB, Southern Mississippi | 355 |
| 14 JOHN HENSON, RB, Cal Poly-San Luis Obispo | 386 |
| 15 JERRY DANDRIDGE, LB, Memphis State | 413 |
| 16 MIKE TIMMERMANS, G, Northern Iowa | 440 |
| 17 RAY HALL, TE, Cal Poly-San Luis Obispo | 467 |

1977

May 3-4, 1977 *Drafted 9th-11th-10th*

| | |
|--|------------|
| 1a MIKE BUTLER, DE, Kansas | 9 |
| 1b EZRA JOHNSON, DE, Morris Brown | 28 |
| (from Oakland Raiders, compensation for Ted Hendricks) | |
| 2 GREG KOCH, T, Arkansas | 39 |
| 3 (to Houston Oilers in Lynn Dickey trade) | 66 |
| 3 RICK SCRIBNER, G, Idaho State | 74 |
| (from Denver Broncos in Bill Bain trade) | |
| 4 (to Pittsburgh Steelers in Bob Barber trade) | 93 |
| 5 NATE SIMPSON, RB, Tennessee State | 122 |
| 6 TIM MORESCO, DB, Syracuse | 149 |
| 7a DERREL GOFORTH, C, Oklahoma State | 172 |
| (from New York Giants in Joe Danelo trade) | |
| 7b RELL TIPTON, G, Baylor | 176 |
| 8 DAVID WHITEHURST, QB, Furman | 206 |
| 9 JOEL MULLINS, T, Arkansas State | 233 |
| 10 JIM CULBREATH, RB, Oklahoma | 260 |
| 11 TERRY RANDOLPH, DB, American International | 290 |
| 12 (to Oakland Raiders in Ollie Smith trade) | 317 |

1978

May 2-3, 1978 *Drafted 6th*

| | |
|--|------------|
| 1a JAMES LOFTON, WR, Stanford | 6 |
| 1b JOHN ANDERSON, LB, Michigan | 26 |
| (from Oakland Raiders in Mike McCoy trade) | |
| 2 MIKE HUNT, LB, Minnesota | 34 |
| 3 ESTUS HOOD, DB, Illinois State | 62 |
| 4 (forfeited) | |
| 5a MIKE DOUGLASS, LB, San Diego State | 116 |
| 5b WILLIE WILDER, RB, Florida | 128 |
| (from Pittsburgh Steelers in Dave Pureifory trade) | |
| 6 LEOTIS HARRIS, G, Arkansas | 144 |
| 7 GEORGE PLASKETES, LB, Mississippi | 172 |
| 8 DENNIS SPROUL, QB, Arizona State | 200 |

1978 continued

9 KEITH MYERS, QB, Utah State 228
 10a LARRY KEY, RB, Florida State 256
 10b MARK TOTTEN, C, Florida 259
 (from New York Giants in 1976 Joe Danelo trade)
 11 TERRY JONES, DT, Alabama 284
 12 EASON RAMSON, TE, Washington State 312

1979

May 3-4, 1979 *Drafted alternately 15th-16th*
 1 EDDIE LEE IVERY, RB, Georgia Tech 15
 2 STEVE ATKINS, RB, Maryland 44
 3 CHARLES JOHNSON, DT, Maryland 71
 4 (to New York Jets in Carl Barzilauskas trade) 98
 5 (to New York Jets in Carl Barzilauskas trade) 125
 6 DAVIE SIMMONS, LB, North Carolina 153
 7a HENRY MONROE, DB, Mississippi State 180
 7b RICH WINGO, LB, Alabama 184
 (from San Diego Chargers in Willie Buchanan trade)
 8a RON CASSIDY, WR, Utah State 193
 (from San Francisco 49ers in Steve Knutson trade)
 8b RICK PARTRIDGE, P, Utah 208
 9 JOHN THOMPSON, TE, Utah State 235
 10 FRANK LOCKETT, WR, Nebraska 264
 11 MARK THORSON, DB, Ottawa (Kan.) 290
 12 BILL MOATS, P, South Dakota 318

1980

April 29-30, 1980 *Drafted alternately 4th-6th-5th*
 1a BRUCE CLARK, DT, Penn State 4
 1b GEORGE CUMBY, LB, Oklahoma 26
 (from San Diego Chargers in 1979 Willie Buchanan trade)
 2 MARK LEE, DB, Washington 34
 3 SYD KITSON, G, Wake Forest 61
 4 FRED NIXON, WR, Oklahoma 87
 5 (to Los Angeles Rams in Rick Nuzum trade) 137
 6 KARL SWANKE, T/C, Boston College 143
 7 BUDDY AYDELETTE, T, Alabama 169
 8 TIM SMITH, S, Oregon State 199
 9 KELLY SAALFELD, C, Nebraska 226
 10 JAFUS WHITE, S, Texas A&I 253
 11 RICKY SKILES, LB, Louisville 283
 12 JAMES STEWART, DB, Memphis State 310

1981

April 28-29, 1981 *Drafted alternately 6th-7th*
 1 RICH CAMPBELL, QB, California 6
 2 GARY LEWIS, TE, Texas-Arlington 35
 3 RAY STACHOWICZ, P, Michigan State 62
 4 (to Washington Redskins in draft-day trade) 90
 4 RICHARD TURNER, DT, Oklahoma 105
 (from Washington Redskins in draft-day trade)
 5 BYRON BRAGGS, DT, Alabama 117
 (from Washington Redskins in draft-day trade)
 5 (to Los Angeles Rams in Mike Wellman trade) 132
 6 (to New York Giants in Randy Dean trade) 145
 7 BILL WHITAKER, DB, Missouri 172
 8 LARRY WERTS, LB, Jackson State 200
 9 TIM HUFFMAN, T, Notre Dame 227
 10 NICKIE HALL, QB, Tulane 255
 11 FORREST VALORA, LB, Oklahoma 282
 12 CLIFF LEWIS, LB, Southern Mississippi 311

1982

April 27-28, 1982 *Drafted alternately 14th-13th-16th-15th*
 1 RON HALLSTROM, G, Iowa 22
 2 (to San Diego Chargers in John Jefferson trade) 40
 3 DEL RODGERS, RB, Utah 71
 4 ROBERT BROWN, LB, Virginia Tech 98
 5 MIKE MEADE, FB, Penn State 126
 6 CHET PARLAVECCHIO, LB, Penn State 152
 7 JOE WHITLEY, DB, Texas-El Paso 183
 8 THOMAS BOYD, LB, Alabama 210
 9 CHARLES RIGGINS, DE, Bethune-Cookman 237
 10 EDDIE GARCIA, K, Southern Methodist 264
 11 JOHN MACAULAY, C, Stanford 294
 12 PHILLIP EPPS, WR, Texas Christian 321

1983

April 26-27, 1983 *Drafted 20th*
 1 TIM LEWIS, CB, Pittsburgh 11
 (from New Orleans Saints for Bruce Clark)
 2 DAVE DRECHSLER, G, North Carolina 48
 3 (to Houston Oilers in Angelo Fields trade) 58
 4 MIKE MILLER, WR, Tennessee 104
 5 BRYAN THOMAS, RB, Pittsburgh 132
 6 RON SAMS, G, Pittsburgh 160
 7 JESSIE CLARK, FB, Arkansas 188
 8 CARLTON BRISCOE, DB, McNeese State 216
 9 ROBIN HAM, C, West Texas State 243
 10a BYRON WILLIAMS, RB, Texas-Arlington 253
 (from Houston Oilers in Mark Koncar trade)
 10b JIMMY THOMAS, DB, Indiana 271
 11 BUCKY SCRIBNER, P, Kansas 299
 12 JOHN HARVEY, DT, Southern California 327

1984

May 1-2, 1984 *Drafted alternately 12th-11th-16th-15th-14th-13th*
 1 ALPHONSO CARREKER, DE, Florida State 12
 2 (to San Diego Chargers in John Jefferson trade) 39
 3 DONNIE HUMPHREY, DE, Auburn 72
 4 JOHN DORSEY, LB, Connecticut 99
 5 TOM FLYNN, S, Pittsburgh 126
 6 RANDY WRIGHT, QB, Wisconsin 153
 7 DARYLL JONES, DB, Georgia 181
 8 (to Denver Broncos in Greg Boyd trade) 207
 9 (to Kansas City Chiefs in Charlie Getty trade) 240
 10 GARY HOFFMAN, T, Santa Clara 267
 11 MARK CANNON, C, Texas-Arlington 294
 12a LENNY TAYLOR, WR, Tennessee 313
 (from San Diego Chargers in Derrel Gofourth trade)
 12b MARK EMANS, LB, Bowling Green 323

1984 USFL SUPPLEMENTAL

June 5, 1984
 1 BUFORD JORDAN, RB, McNeese State (New Orleans Breakers) 12
 2 CHUCK CLANTON, DB, Auburn (Birmingham Stallions) 39
 3 JOHN SULLIVAN, DB, California (Oakland Invaders) 72

1985

April 30-May 1, 1985 *Drafted alternately 14th-13th-15th*
 1 KEN RUETTGERS, T, Southern California 7
 (from Buffalo Bills in draft-day trade)
 1 (to Buffalo Bills in draft-day trade) 14
 2 (to Buffalo Bills in draft-day trade) 42
 3 RICH MORAN, C/G, San Diego State 71
 4 WALTER STANLEY, WR, Mesa State 98
 5 BRIAN NOBLE, LB, Arizona State 125
 6 MARK LEWIS, TE, Texas A&M 155
 7a ERIC WILSON, LB, Maryland 171
 (from Minnesota Vikings in Jan Stenerud trade)
 7b GARY ELLERSON, RB, Wisconsin 182
 8 KEN STILLS, S, Wisconsin 209
 9 MORRIS JOHNSON, G, Alabama A&M 239
 10 RONNIE BURGESS, CB, Wake Forest 266
 11 JOE SHIELD, QB, Trinity (Conn.) 294
 12 JIM MEYER, P, Arizona State 323



James Lofton, Stanford, 1978

1986

| | | |
|-------------------|---|-----|
| April 29-30, 1986 | <i>Drafted alternately 15th-14th-17th-16th</i> | |
| 1 | (to San Diego Chargers in Mossy Cade trade) | 14 |
| 2 | KENNETH DAVIS, RB, Texas Christian | 41 |
| 3 | ROBBIE BOSCO, QB, Brigham Young | 72 |
| 4a | TIM HARRIS, LB, Memphis State | 84 |
| | (from Buffalo Bills in 1985 draft-day trade) | |
| 4b | DAN KNIGHT, T, San Diego State | 98 |
| 5 | MATT KOART, DE, Southern California | 125 |
| 6 | BURNELL DENT, LB, Tulane | 143 |
| | (from St. Louis Cardinals in Scott Brunner trade) | |
| 6 | (to Denver Broncos in Scott Brunner trade) | 151 |
| 7 | ED BERRY, DB, Utah State | 183 |
| 8 | MICHAEL CLINE, NT, Arkansas State | 210 |
| 9 | BRENT MOORE, LB, Southern California | 236 |
| 10 | GARY SPANN, LB, Texas Christian | 263 |
| 11 | (to Cincinnati Bengals in Mike Obravac trade) | 294 |
| 12 | (to Buffalo Bills in Preston Dennard trade) | 331 |

1987

| | | |
|-------------------|--|-----|
| April 28-29, 1987 | <i>Drafted alternately 4th-3rd-5th</i> | |
| 1 | BRENT FULLWOOD, RB, Auburn | 4 |
| 2 | (to Atlanta Falcons in draft-day trade) | 31 |
| 2 | JOHNNY HOLLAND, LB, Texas A&M | 41 |
| | (from Atlanta Falcons in draft-day trade) | |
| 3a | DAVE CROSTON, T, Iowa | 61 |
| 3b | SCOTT STEPHEN, LB, Arizona State | 69 |
| | (from Atlanta Falcons in draft-day trade) | |
| 3c | FRANKIE NEAL, WR, Fort Hays State | 71 |
| | (from Los Angeles Raiders in James Lofton trade) | |
| 4 | LORENZO FREEMAN, DT, Pittsburgh | 89 |
| 5 | (to San Diego Chargers in 1985 Mossy Cade trade) | 115 |
| 6 | WILLIE MARSHALL, WR, Temple | 145 |
| 7a | TONY LEIKER, DT, Stanford | 172 |
| 7b | BILL SMITH, P, Mississippi | 191 |
| | (from Cleveland Browns in 1985 John Jefferson trade) | |
| 8 | JEFF DROST, DT, Iowa | 198 |
| 9 | GREGG HARRIS, G, Wake Forest | 228 |
| 10 | DON MAJKOWSKI, QB, Virginia | 255 |
| 11 | PATRICK SCOTT, WR, Grambling State | 282 |
| 12 | (to Seattle Seahawks in 1986 Dan Ross trade) | 312 |
| 12 | NORMAN JEFFERSON, DB, Louisiana State | 335 |
| | (from New York Giants in Phil McConkey trade) | |

1988

| | | |
|-------------------|---|-----|
| April 24-25, 1988 | <i>Drafted 7th</i> | |
| 1 | STERLING SHARPE, WR, South Carolina | 7 |
| 2 | SHAWN PATTERSON, DE, Arizona State | 34 |
| 3 | KEITH WOODSIDE, RB, Texas A&M | 61 |
| 4a | ROLLIN PUTZIER, NT, Oregon | 88 |
| | (from Los Angeles Raiders in 1987 James Lofton trade) | |
| 4b | CHUCK CECIL, S, Arizona | 89 |
| 5 | DARRELL REED, LB, Oklahoma | 116 |
| 6 | NATE HILL, DE, Auburn | 144 |
| 7 | GARY RICHARD, CB, Pittsburgh | 173 |
| 8 | PATRICK COLLINS, RB, Oklahoma | 200 |
| 9 | NEAL WILKINSON, TE, James Madison | 228 |
| 10 | BUD KEYES, QB, Wisconsin | 256 |
| 11 | (to Seattle Seahawks in 1987 Dave Brown trade) | 284 |
| 12 | SCOTT BOLTON, WR, Auburn | 312 |

1989

| | | |
|-------------------|---|-----|
| April 23-24, 1989 | <i>Drafted alternately 2nd-3rd</i> | |
| 1 | TONY MANDARICH, T, Michigan State | 2 |
| 2 | (to Cleveland Browns in selection swap and for Herman Fontenot) | 31 |
| 3a | MATT BROCK, DE, Oregon | 58 |
| 3b | ANTHONY DILWEG, QB, Duke | 74 |
| | (from Cleveland Browns in draft-day trade) | |
| 4 | JEFF GRAHAM, QB, Long Beach State | 87 |
| | (traded to Washington Redskins) | |
| 5 | (to Cleveland Browns in draft-day trade) | 114 |
| 5a | JEFF QUERY, WR, Millikin | 124 |
| | (from Washington Redskins in draft-day trade) | |
| 5b | VINCE WORKMAN, RB, Ohio State | 127 |
| | (from Cleveland Browns in draft-day trade) | |
| 6 | CHRIS JACKE, K, Texas-El Paso | 142 |
| 7 | MARK HALL, DE, Southwestern Louisiana | 169 |
| 8a | THOMAS KING, S, Southwestern Louisiana | 198 |
| 8b | BRIAN SHULMAN, P, Auburn | 206 |
| | (from Washington Redskins in draft-day trade) | |
| 9 | SCOTT KIRBY, T, Arizona State | 225 |

| | | |
|----|--|-----|
| 10 | BEN JESSIE, CB, Southwest Texas State | 254 |
| 11 | CEDRIC STALLWORTH, CB, Georgia Tech | 281 |
| 12 | STAN SHIVER, S, Florida State | 310 |

1990

| | | |
|-------------------|--|-----|
| April 22-23, 1990 | <i>Drafted alternately 21st-23rd-22nd</i> | |
| 1a | TONY BENNETT, LB, Mississippi | 18 |
| | (from Cleveland Browns in 1989 draft-day trade) | |
| 1b | DARRELL THOMPSON, RB, Minnesota | 19 |
| 2 | LeROY BUTLER, DB, Florida State | 48 |
| 3 | BOBBY HOUSTON, LB, North Carolina State | 75 |
| 4 | JACKIE HARRIS, TE, Northeast Louisiana | 102 |
| 5 | CHARLES WILSON, WR, Memphis State | 132 |
| 6 | BRYCE PAUP, LB, Northern Iowa | 159 |
| 7 | LESTER ARCHAMBEAU, DE, Stanford | 186 |
| 8 | ROGER BROWN, CB, Virginia Tech | 215 |
| 9 | KIRK BAUMGARTNER, QB, Wisconsin-Stevens Point | 242 |
| 10 | JEROME MARTIN, S, Western Kentucky | 269 |
| 11 | HARRY JACKSON, FB, St. Cloud State | 299 |
| 12 | KIRK MAGGIO, P, UCLA | 325 |

1991

| | | |
|-------------------|---|-----|
| April 21-22, 1991 | <i>Drafted alternately 9th-8th-7th-12th-11th-10th</i> | |
| 1 | (to Philadelphia Eagles in 1991 draft-day trade) | 8 |
| 1 | VINNIE CLARK, CB, Ohio State | 19 |
| | (from Philadelphia Eagles in draft-day trade) | |
| 2 | ESERA TUAOLO, NT, Oregon State | 35 |
| 3 | (to New York Jets in draft-day trade) | 63 |
| 3a | DON DAVEY, DE, Wisconsin | 67 |
| | (from New York Jets in draft-day trade) | |
| 3b | CHUCK WEBB, RB, Tennessee | 81 |
| | (from San Francisco 49ers in draft-day trade) | |
| 4 | (to San Francisco 49ers in draft-day trade) | 95 |
| 5 | (to Miami Dolphins in draft-day trade) | 121 |
| 5 | (to San Francisco 49ers in draft-day trade) | 122 |
| 5 | JEFF FITE, P, Memphis State | 135 |
| | (from Miami Dolphins in draft-day trade) | |
| 6a | WALTER DEAN, RB, Grambling State | 149 |
| 6b | JOE GARTEN, C/G, Colorado | 164 |
| | (from Miami Dolphins in draft-day trade) | |
| 7a | FRANK BLEVINS, LB, Oklahoma | 169 |
| | (from Cleveland Browns for Brent Fullwood) | |
| 7b | REGGIE BURNETTE, LB, Houston | 176 |
| | JOHNNY WALKER, WR, Texas | 203 |
| 9 | DEAN WITKOWSKI, LB, North Dakota | 229 |
| 10 | RAPIER PORTER, TE, Arkansas-Pine Bluff | 262 |
| 11 | J.J. WIERENGA, DE, Central Michigan | 289 |
| 12 | LINZY COLLINS, WR, Missouri | 316 |

1992

| | | |
|-------------------|--|-----|
| April 26-27, 1992 | <i>Drafted alternately 5th-7th-6th</i> | |
| 1 | TERRELL BUCKLEY, CB, Florida State | 5 |
| 1 | (from Philadelphia Eagles in 1991 draft-day trade, later traded to Atlanta for Brett Favre; Atlanta then dealt choice to Dallas) | 17 |
| 2 | MARK D'ONOFRIO, LB, Penn State | 34 |
| 2 | (from San Francisco for Tim Harris, later traded back to 49ers for Mike Holmgren) | 45 |
| 3 | ROBERT BROOKS, WR, South Carolina | 62 |
| 4 | (to San Francisco 49ers in draft-day trade) | 89 |
| 4 | EDGAR BENNETT, RB, Florida State | 103 |
| | (from San Francisco 49ers in draft-day trade) | |
| 5a | DEXTER McNABB, FB, Florida | 119 |
| 5b | ORLANDO MCKAY, WR, Washington | 130 |
| | (from San Francisco 49ers in draft-day trade) | |
| 6 | (to Phoenix Cardinals for Tootie Robbins) | 146 |
| 6 | MARK CHMURA, TE, Boston College | 157 |
| | (from San Francisco 49ers in draft-day trade) | |
| 7 | (to Los Angeles Raiders in draft-day trade) | 173 |
| 7 | CHRIS HOLDER, WR, Tuskegee | 190 |
| | (from Los Angeles Raiders in draft-day trade) | |
| 8 | (to San Francisco 49ers in draft-day trade) | 203 |
| 9a | TY DETMER, QB, Brigham Young | 230 |
| 9b | SHAZON BRADLEY, NT, Tennessee | 240 |
| | (from Los Angeles Raiders in draft-day trade) | |
| 10 | ANDREW OBERG, T, North Carolina | 257 |
| 11 | GABE MOKWUAH, LB, American International | 287 |
| 12 | BRETT COLLINS, LB, Washington | 314 |

1993

| | |
|-------------------|--|
| April 25-26, 1993 | <i>Drafted alternately 15th-17th-16th</i> |
| 1a | WAYNE SIMMONS, LB, Clemson 29 |
| 1b | GEORGE TEAGUE, S, Alabama 15 |
| | (from Dallas Cowboys in draft-day trade) |
| 2 | (to Dallas Cowboys in draft-day trade) 46 |
| 2 | (to Dallas Cowboys in draft-day trade) 54 |
| 3 | (to Los Angeles Raiders in draft-day trade) 72 |
| 3 | EARL DOTSON, T, Texas A&I 81 |
| | (from Los Angeles Raiders in draft-day trade) |
| 4 | (to Dallas Cowboys in draft-day trade) 94 |
| 4 | (to New England Patriots for John Stephens) 99 |
| 4 | (to Chicago Bears in draft-day trade) 112 |
| 5a | MARK BRUNELL, QB, Washington 118 |
| | (from Chicago Bears in draft-day trade) |
| 5b | JAMES WILLIS, LB, Auburn 119 |
| | (from Tampa Bay Buccaneers for Vince Workman) |
| 5 | (to New York Jets for Ken O'Brien) 129 |
| 6a | DOUG EVANS, CB, Louisiana Tech 141 |
| | (from Seattle Seahawks for Dave McCloughan) |
| 6b | PAUL HUTCHINS, T, Western Michigan 152 |
| | (from Los Angeles Raiders in draft-day trade) |
| 6c | TIM WATSON, S, Howard 156 |
| 7 | BOB KUBERSKI, DT, Navy 183 |
| 8 | (to Dallas Cowboys in draft-day trade) 213 |

1994

| | |
|-------------------|---|
| April 24-25, 1994 | <i>Drafted alternately 20th-19th-18th-17th-16th</i> |
| 1 | AARON TAYLOR, G, Notre Dame 16 |
| | (from Miami Dolphins in draft-day trade) |
| 1 | (to Miami Dolphins in draft-day trade) 20 |
| 2 | (to San Francisco 49ers in draft-day trade) 53 |
| 3 | LESHON JOHNSON, RB, Northern Illinois 84 |
| | (from San Francisco 49ers in draft-day trade) |
| 3 | (to Miami Dolphins in draft-day trade) 89 |
| 4 | (to Los Angeles Raiders in draft-day trade) 120 |
| 4 | GABE WILKINS, DE, Gardner-Webb 126 |
| | (from Los Angeles Raiders in draft-day trade) |
| 5a | TERRY MICKENS, WR, Florida A&M 146 |
| 5b | DORSEY LEVENS, RB, Georgia Tech. 149 |
| | (from San Francisco 49ers in draft-day trade) |
| 6a | JAY KEARNEY, WR, West Virginia 169 |
| | (from Los Angeles Raiders in draft-day trade) |
| 6b | RUFFIN HAMILTON, LB, Tulane 175 |
| | (from San Francisco 49ers in draft-day trade) |
| 6c | BILL SCHROEDER, WR, Wisconsin-La Crosse . . . 181 |
| 6d | PAUL DUCKWORTH, LB, Connecticut 190 |
| | (from San Francisco 49ers in draft-day trade) |
| 7 | (to Denver Broncos in 1993 Doug Widell trade) 212 |

1995

| | |
|-------------------|--|
| April 22-23, 1995 | <i>Drafted alternately 22nd-21st-20th-19th-18th-17th</i> |
| 1 | (to Carolina Panthers in draft-day trade) 22 |
| 1 | CRAIG NEWSOME, CB, Arizona State 32 |
| | (from Carolina Panthers in draft-day trade) |
| 2 | (to Miami Dolphins in Keith Jackson/Mark Ingram trades) . . 53 |
| 3a | DARIUS HOLLAND, DT, Colorado 65 |
| | (from Carolina Panthers in draft-day trade) |
| 3b | WILLIAM HENDERSON, FB, North Carolina . . 66 |
| | (from Jacksonville Jaguars in Mark Brunell trade) |
| 3c | BRIAN WILLIAMS, LB, Southern California . . 73 |
| | (from Seattle Seahawks for RFA Corey Harris) |



Dorsey Levens,
Georgia Tech,
1994

| | |
|----|--|
| 3 | (to Cleveland Browns in draft-day trade) 84 |
| 3d | ANTONIO FREEMAN, WR, Virginia Tech 90 |
| | (from Cleveland Browns in draft-day trade) |
| 4 | JEFF MILLER, T, Mississippi 117 |
| 5 | (to Los Angeles Raiders in Charles Jordan trade) 152 |
| 5a | JAY BARKER, QB, Alabama 160 |
| | (from Cleveland Browns in draft-day trade) |
| 5b | TRAVIS JERVEY, RB, The Citadel 170 |
| | (from Jacksonville Jaguars in Mark Brunell trade) |
| 6 | CHARLIE SIMMONS, WR, Georgia Tech 173 |
| | (from Carolina Panthers in draft-day trade) |
| 6 | (to Carolina Panthers in draft-day trade) 188 |
| 7 | ADAM TIMMERMAN, G, South Dakota State . 230 |

1996

| | |
|-------------------|--|
| April 20-21, 1996 | <i>Drafted alternately 27th-26th</i> |
| 1 | JOHN MICHELS, T, Southern California 27 |
| 2 | DERRICK MAYES, WR, Notre Dame 56 |
| 3a | MIKE FLANAGAN, C, UCLA 90 |
| 3b | TYRONE WILLIAMS, CB, Nebraska 93 |
| | (free agency compensatory pick) |
| 4 | CHRIS DARKINS, RB, Minnesota 123 |
| 5 | (to Kansas City Chiefs for Lindsay Knapp) 161 |
| 6 | (to Philadelphia Eagles for Joe Sims) 197 |
| 6 | MARCO RIVERA, G, Penn State 208 |
| | (free agency compensatory pick) |
| 7a | KYLE WACHHOLTZ, QB, Southern California . . . 240 |
| 7b | KEITH MCKENZIE, LB, Ball State 252 |
| | (free agency compensatory pick) |

1997

| | |
|-------------------|--|
| April 19-20, 1997 | <i>Drafted 30th</i> |
| 1 | ROSS VERBA, T, Iowa 30 |
| 2 | DAREN SHARPER, S, William & Mary 60 |
| 3 | BRETT CONWAY, K, Penn State 90 |
| 4 | JERMAINE SMITH, DT, Georgia 126 |
| 5 | ANTHONY HICKS, LB, Arkansas 160 |
| 6 | (to Oakland Raiders in draft-day trade) 193 |
| 7a | CHRIS MILLER, WR, Southern California . . . 213 |
| | (from Oakland Raiders) |
| 7b | JERALD SOWELL, FB, Tulane 231 |
| 7c | RONNIE MCADA, QB, Army 240 |
| | (free agency compensatory pick) |

1998

| | |
|-------------------|--|
| April 18-19, 1998 | <i>Drafted 29th</i> |
| 1 | VONNIE HOLLIDAY, DT, North Carolina . . . 19 |
| | (from Miami Dolphins in draft-day trade) |
| 1 | (to Miami Dolphins in draft-day trade) 29 |
| 2 | (to Miami Dolphins in draft-day trade) 60 |
| 3 | JONATHAN BROWN, DE, Tennessee 90 |
| 4 | ROOSEVELT BLACKMON, CB, Morris Brown . . 121 |
| 5 | COREY BRADFORD, WR, Jackson State . . . 150 |
| | (from Kansas City Chiefs for Wayne Simmons) |
| 5 | (to Oakland Raiders in draft-day trade) 152 |
| 6a | SCOTT MCGARRAHAN, S, New Mexico 156 |
| | (from Oakland Raiders in draft-day trade) |
| 6 | (to Jacksonville Jaguars for Paul Frase) 182 |
| 6b | MATT HASSELBECK, QB, Boston College . . . 187 |
| | (free agency compensatory pick) |
| 7 | EDWIN WATSON, RB, Purdue 218 |

1998 NFL SUPPLEMENTAL

| | |
|--------------|--|
| July 9, 1998 | |
| 2 | MIKE WAHLE, T, Navy 2 |

1999

| | |
|-------------------|---|
| April 17-18, 1999 | <i>Drafted alternately 25th-26th</i> |
| 1 | ANTUAN EDWARDS, CB, Clemson 25 |
| 2 | FRED VINSON, CB, Vanderbilt 47 |
| | (from Seattle Seahawks for Mike Holmgren) |
| 2 | (exercised for Mike Wahle in 1998 Supplemental Draft) |
| 3a | MIKE MCKENZIE, CB, Memphis 87 |
| 3b | CLETIDUS HUNT, DT, Kentucky State 94 |
| | (free agency compensatory pick) |
| 4 | (to Buffalo Bills for Darick Holmes) 122 |
| 4a | AARON BROOKS, QB, Virginia 131 |
| | (free agency compensatory pick) |
| 4b | JOSH BIDWELL, P, Oregon 133 |
| | (free agency compensatory pick) |
| 5a | De'MOND PARKER, RB, Oklahoma 159 |
| 5b | CRAIG HEIMBURGER, G, Missouri 163 |
| | (from Oakland Raiders) |

1999 *continued*

| | | |
|----|--|-----|
| 6 | (from Oakland Raiders in 1998 draft-day trade, later traded back to Oakland) | 188 |
| 6a | DEE MILLER, WR, Ohio State | 196 |
| 6b | SCOTT CURRY, T, Montana (free agency compensatory pick) | 203 |
| 7a | CHRIS AKINS, S, Arkansas-Pine Bluff (from St. Louis Rams for Steve Bono) | 212 |
| 7b | DONALD DRIVER, WR, Alcorn State (from Chicago Bears for Glyn Milburn) | 213 |
| 7 | (to Detroit Lions for Glyn Milburn) | 232 |

2000

| | | |
|-------------------|--|--|
| April 15-16, 2000 | | <i>Drafted alternately 14th-13th-12th, 20th-19th-18th-17th</i> |
| 1 | BUBBA FRANKS, TE, Miami (Fla.) | 14 |
| 2 | CHAD CLIFTON, T, Tennessee | 44 |
| 3 | STEVE WARREN, DT, Nebraska | 74 |
| 4a | NA'IL DIGGS, LB, Ohio State (from San Francisco 49ers in draft-day trade) | 98 |
| 4 | (from New York Jets for Rick Mirer, later traded to San Francisco 49ers) | 108 |
| 4b | ANTHONY LUCAS, WR, Arkansas | 114 |
| 4c | GARY BERRY, S, Ohio State (free agency compensatory pick) | 126 |
| 5 | (from San Francisco 49ers for Craig Newsome, later traded back to San Francisco 49ers) | 132 |
| 5a | KABER GBAJA-BIAMILA, DE, San Diego State | 149 |
| 5b | JOEY JAMISON, WR/KR, Texas Southern (from Seattle in Ahman Green/Fred Vinson trade) | 151 |
| 6 | (to Seattle in Ahman Green/Fred Vinson trade) | 185 |
| 7a | MARK TAUSCHER, T, Wisconsin | 224 |
| 7b | RON MOORE, DT, Northwestern Okla. State (from Seattle Seahawks for Derrick Mayes) | 229 |
| 7c | CHARLES LEE, WR, Central Florida (free agency compensatory pick) | 242 |
| 7d | EUGENE MCCASLIN, LB, Florida (free agency compensatory pick) | 249 |
| 7e | RONDELL MEALEY, RB, Louisiana State (free agency compensatory pick) | 252 |

2001

| | | |
|-------------------|--|--|
| April 21-22, 2001 | | <i>Drafted alternately 17th-16th-19th-18th</i> |
| 1 | JAMAL REYNOLDS, DE, Florida State (from Seattle Seahawks in Matt Hasselbeck trade) | 10 |
| 1 | (to Seattle Seahawks in Matt Hasselbeck trade) | 17 |
| 2 | ROBERT FERGUSON, WR, Texas A&M (from San Francisco 49ers in pre-draft trade of picks) | 41 |
| 2 | (to San Francisco 49ers in pre-draft trade of picks) | 47 |
| 3a | BHAWOH JUE, CB, Penn State (from San Francisco 49ers in pre-draft trade of picks) | 71 |
| 3b | TORRANCE MARSHALL, LB, Oklahoma (from Seattle Seahawks in Matt Hasselbeck trade) | 72 |
| 3 | (to San Francisco 49ers in pre-draft trade of picks) | 80 |
| 3 | (from New Orleans Saints in Aaron Brooks/Lamont Hall/K.D. Williams trade, later sent to San Francisco 49ers in pre-draft trade of picks) | 82 |
| 4 | BILL FERRARIO, G, Wisconsin (from San Francisco 49ers in pre-draft trade of picks) | 105 |
| 4 | (to Denver Broncos for Nate Wayne) | 113 |
| 5 | (to Philadelphia Eagles for Allen Rossum) | 147 |
| 6 | (to San Francisco 49ers in pre-draft trade of picks) | 179 |
| 6 | DAVID MARTIN, TE, Tennessee (free agency compensatory pick) | 198 |
| 7 | (to Denver Broncos for David Bowens) | 219 |
| 7 | (from St. Louis Rams in 1999 Mike Morton trade, later sent to San Francisco 49ers in pre-draft trade of picks) | 222 |

2002

| | | |
|-------------------|---|--------------------------------------|
| April 20-21, 2002 | | <i>Drafted alternately 28th-27th</i> |
| 1 | JAVON WALKER, WR, Florida State (from Seattle Seahawks in draft-day trade) | 20 |
| 1 | (to Seattle Seahawks in draft-day trade) | 28 |
| 2 | (to Seattle Seahawks in draft-day trade) | 60 |
| 3 | MARQUES ANDERSON, S, UCLA | 92 |
| 4 | (to New England in Terry Glenn trade) | 126 |
| 4 | NAJEH DAVENPORT, FB, Miami (Fla.) (free agency compensatory pick) | 135 |
| 5a | AARON KAMPMAN, DL, Iowa (from Seattle Seahawks in draft-day trade) | 156 |

| | | |
|----|--|-----|
| 5b | CRAIG NALL, QB, Northwestern (La.) State | 164 |
| 6 | MIKE HOUGHTON, G/T, San Diego State | 200 |
| 7 | (to Tennessee Titans for Rod Walker) | 240 |

2003

| | | |
|-------------------|---|--------------------------------------|
| April 26-27, 2003 | | <i>Drafted alternately 29th-30th</i> |
| 1 | NICK BARNETT, LB, Oregon State | 29 |
| 2 | (to Philadelphia Eagles in Al Harris trade) | 62 |
| 3 | KENNY PETERSON, DT, Ohio State (from Buffalo Bills in draft-day trade) | 79 |
| 3 | (to Buffalo Bills in draft-day trade) | 94 |
| 4 | (to Buffalo Bills in draft-day trade) (originally obtained in Al Harris trade) | 127 |
| 4 | (to New England Patriots in Terry Glenn trade) | 128 |
| 5a | JAMES LEE, DT, Oregon State (from Seattle Seahawks in draft-day trade) | 147 |
| 5 | (to Seattle Seahawks in draft-day trade) | 165 |
| 5b | HUNTER HILLENMEYER, LB, Vanderbilt (from Philadelphia Eagles in draft-day trade) | 166 |
| 6 | (to Philadelphia Eagles in draft-day trade) (from Washington Redskins for RFA Matt Bowen) | 185 |
| 6 | (to Seattle Seahawks in draft-day trade) | 203 |
| 6 | BRENNAN CURTIN, T, Notre Dame (free agency compensatory pick) | 212 |
| 7 | (to Philadelphia Eagles in draft-day trade) | 244 |
| 7a | CHRIS JOHNSON, CB, Louisville (from Philadelphia Eagles for 2004 sixth-round pick) | 245 |
| 7b | DeANDREW RUBIN, WR/KR, South Florida (free agency compensatory pick) | 253 |
| 7c | CARL FORD, WR, Toledo (free agency compensatory pick) | 256 |
| 7d | STEVE JOSUE, LB, Carson-Newman (free agency compensatory pick) | 257 |

2004

| | | |
|-------------------|---|--|
| April 24-25, 2004 | | <i>Drafted alternately 25th-24th-23rd-22nd-21st-20th</i> |
| 1 | AHMAD CARROLL, CB, Arkansas | 25 |
| 2 | (to Jacksonville Jaguars in draft-day trade) | 55 |
| 3a | JOEY THOMAS, CB, Montana State (from Jacksonville Jaguars in draft-day trade) | 70 |
| 3b | DONNELL WASHINGTON, DT, Clemson (from Jacksonville Jaguars in draft-day trade) | 72 |
| 3c | B.J. SANDER, P, Ohio State (from Miami Dolphins in draft-day trade) | 87 |
| 4 | (to Miami Dolphins in draft-day trade) (originally obtained from Jacksonville Jaguars) | 102 |
| 4 | (to Jacksonville Jaguars in draft-day trade) | 118 |
| 5 | (to Miami Dolphins in draft-day trade) | 153 |
| 6 | COREY WILLIAMS, DT, Arkansas State (from San Francisco 49ers in draft-day trade) | 179 |
| 6 | (to Philadelphia Eagles in 2003 draft-day trade) | 185 |
| 6 | (to San Francisco 49ers in draft-day trade) (originally obtained from Dallas in 2003 for Terry Glenn) | 188 |
| 7 | (to San Francisco 49ers in draft-day trade) | 226 |
| 7 | SCOTT WELLS, C, Tennessee (free agency compensatory pick) | 251 |

2005

| | | |
|-------------------|---|---|
| April 23-24, 2005 | | <i>Drafted alternately 24th-26th-25th</i> |
| 1 | AARON RODGERS, QB, California | 24 |
| 2a | NICK COLLINS, S/CB, Bethune-Cookman (from New Orleans Saints in Mike McKenzie trade) | 51 |
| 2b | TERRENCE MURPHY, WR/KR, Texas A&M | 58 |
| 3 | (to Carolina Panthers in draft-day trade) | 89 |
| 4a | MARVEL UNDERWOOD, S, San Diego State (from Carolina Panthers in draft-day trade) | 115 |
| 4b | BRADY POPPINGA, LB, Brigham Young | 125 |



Donald Driver,
Alcorn State, 1999

2005 continued

4 (to Philadelphia Eagles in draft-day trade)126
 (originally obtained from Carolina in draft-day trade)

5a JUNIUS COSTON, C, North Carolina A&T ... 143
 (from Oakland Raiders for Marques Anderson)

5 (to Kansas City Chiefs for R-Kal Truluck)152

5b MIKE HAWKINS, CB, Oklahoma 167
 (from Philadelphia Eagles in draft-day trade)

6 (to New England Patriots in draft-day trade)175
 (originally obtained from Philadelphia in draft-day trade)

6a MICHAEL MONTGOMERY, DE, Texas A&M .. 180
 (from Oakland Raiders for Marques Anderson)

6b CRAIG BRAGG, WR, UCLA195
 (from New England Patriots in draft-day trade)

6 (to Kansas City Chiefs for R-Kal Truluck)199

7 (to Kansas City Chiefs in 2003 Derek Combs trade)238

7a KURT CAMPBELL, LB, Albany245
 (from Philadelphia Eagles in draft-day trade)

7b WILLIAM WHITTICKER, G, Michigan State .. 246
 (from New England Patriots in draft-day trade)

2006

April 29-30, 2006 *Drafted alternately 5th-4th-3rd-7th-6th*

1 A.J. HAWK, LB, Ohio State 5
 2 (to New England Patriots in draft-day trade) 36
 2 (from Denver for WR Javon Walker in draft-day trade;
 choice subsequently traded to Atlanta Falcons) 37

2a DARYN COLLEDGE, T/G, Boise State 47
 (from Atlanta Falcons in draft-day trade)

2b GREG JENNINGS, WR, Western Michigan ... 52
 (from New England Patriots in draft-day trade)

3a ABDUL HODGE, LB, Iowa 67

3b JASON SPITZ, G/C, Louisville 75
 (from New England Patriots in draft-day trade)

3 (to St. Louis Rams in draft-day trade)93
 (pick originally obtained from Atlanta Falcons
 in draft-day trade)

4a CORY RODGERS, WR/KR, Texas Christian104

4 (to Philadelphia Eagles in draft-day trade)109
 (pick originally obtained from St. Louis Rams)

4b WILL BLACKMON, CB, Boston College 115
 (from Philadelphia Eagles in draft-day trade)

5 (to Atlanta Falcons in draft-day trade)139

5a INGLE MARTIN, QB, Furman 148
 (from Atlanta Falcons in draft-day trade)

5b TONY MOLL, T, Nevada 165
 (free agency compensatory pick)

6 (to New Orleans in 2004 Mike McKenzie trade)174

6a JOHNNY JOLLY, DT, Texas A&M 183
 (from St. Louis Rams in draft-day trade)

6b TYRONE CULVER, S, Fresno State 185
 (from Philadelphia Eagles in draft-day trade)

7 (to Miami Dolphins in 2004 Brad Bedell trade)212

7 DAVE TOLLEFSON, DE, Northwest Missouri State.....253
 (free agency compensatory pick)

2007

April 28-29, 2007 *Drafted alternately 16th-15th-14th-13th-20th-19th-18th*

1 JUSTIN HARRELL, DT, Tennessee 16
 2 (to N.Y. Jets in draft-day trade) 47

2 BRANDON JACKSON, RB, Nebraska 63
 (from N.Y. Jets in draft-day trade)

3a JAMES JONES, WR, San Jose State 78

3b AARON ROUSE, SS, Virginia Tech 89
 (from N.Y. Jets in draft-day trade)

4 (to Pittsburgh Steelers in draft-day trade)112

4 ALLEN BARBRE, T/G, Missouri Southern St. 119
 (from Pittsburgh Steelers in draft-day trade)

5 DAVID CLOWNEY, WR, Virginia Tech157

6a KOREY HALL, FB, Boise State 191
 (from N.Y. Jets in draft-day trade)

6b DESMOND BISHOP, LB, California 192
 (from Pittsburgh Steelers in draft-day trade)

6c MASON CROSBY, K, Colorado 193

7a DeSHAWN WYNN, RB, Florida 228
 7 (to N.Y. Jets in draft-day trade)235
 (originally obtained in Steve Morley trade)

7b CLARK HARRIS, TE, Rutgers243
 (free agency compensatory pick)

2008

April 26-27, 2008 *Drafted alternately 30th-29th-28th*

1 (to N.Y. Jets in draft-day trade) 30

2a JORDY NELSON, WR, Kansas State 36
 (from N.Y. Jets in draft-day trade)

2b BRIAN BROHM, QB, Louisville56
 (from Cleveland Browns for Corey Williams)

2c PAT LEE, CB, Auburn 60

3 JERMICHAEL FINLEY, TE, Texas 91

4a JEREMY THOMPSON, DE, Wake Forest102
 (from N.Y. Jets in draft-day trade)

4 (to N.Y. Jets in draft-day trade) 113

4 (to St. Louis Rams in draft-day trade)128

4b JOSH SITTON, G, Central Florida 135
 (free agency compensatory pick)

5 (to Minnesota Vikings in draft-day trade)137

5 BRENO GIACOMINI, T, Louisville 150
 (from Minnesota Vikings in draft-day trade)

5 (to N.Y. Jets in draft-day trade)162

6 (to N.Y. Giants for Ryan Grant)194

7a MATT FLYNN, QB, Louisiana State209
 (from Minnesota Vikings in draft-day trade)

7b BRETT SWAIN, WR, San Diego State 217
 (from St. Louis Rams in draft-day trade)

7 (to New Orleans Saints for 2009 sixth-round choice) ..237

2009

April 25-26, 2009 *Drafted 9th*

1a B.J. RAJI, NT, Boston College 9

1b CLAY MATTHEWS, LB, Southern California .. 26
 (from New England Patriots in draft-day trade)

2 (to New England Patriots in draft-day trade) 41

2 (to New England Patriots in draft-day trade)73

3 (to New England Patriots in draft-day trade)83
 (pick originally obtained from N.Y. Jets for Brett Favre)

4 T.J. LANG, G/T, Eastern Michigan 109

5a QUINN JOHNSON, FB, Louisiana State 145

5b JAMON MEREDITH, T, South Carolina162
 (from New England Patriots in draft-day trade)

6a JARIUS WYNN, DE, Georgia 182
 (from New Orleans Saints in 2008 draft-day trade)

6b BRANDON UNDERWOOD, CB, Cincinnati ... 187

7 BRAD JONES, LB, Colorado 218

2010

April 22-24, 2010 *Drafted 23rd*

1 BRYAN BULAGA, T, Iowa 23

2 MIKE NEAL, DE, Purdue 56

3 MORGAN BURNETT, S, Georgia Tech 71
 (from Philadelphia Eagles in draft-day trade)

3 (to Philadelphia Eagles in draft-day trade)86

4 (to Philadelphia Eagles in draft-day trade)122

5a ANDREW QUARLESS, TE, Penn State 154

5b MARSHALL NEWHOUSE, T/G, Texas Christian 169
 (free agency compensatory pick)

6 JAMES STARKS, RB, Buffalo 193

7 C.J. WILSON, DE, East Carolina 230

2011

April 28-30, 2011 *Drafted 32nd*

1 DEREK SHERROD, T, Mississippi State 32

2 RANDALL COBB, WR, Kentucky 64

3 ALEX GREEN, RB, Hawaii 96

4 (to Denver Broncos in draft-day trade)129



Aaron Rodgers,
California,
2005

2011 *continued*

| | | |
|----|--|-----|
| 4 | DAVON HOUSE, CB, New Mexico State | 131 |
| | (free agency compensatory pick) | |
| 5 | D.J. WILLIAMS, TE, Arkansas | 141 |
| | (from Denver Broncos in draft-day trade) | |
| 5 | (to San Francisco 49ers in draft-day trade) | 163 |
| 6 | (to Miami Dolphins in draft-day trade) | 174 |
| | (pick originally obtained from San Francisco 49ers in draft-day trade) | |
| 6a | CALEB SCHLAUDERAF, G, Utah | 179 |
| | (from Miami Dolphins in draft-day trade) | |
| 6b | D.J. SMITH, LB, Appalachian State | 186 |
| | (from Denver Broncos in draft-day trade) | |
| 6c | RICKY ELMORE, LB, Arizona | 197 |
| 7 | (to Denver Broncos in draft-day trade) | 204 |
| | (pick originally obtained from Carolina Panthers) | |
| 7a | RYAN TAYLOR, TE, North Carolina | 218 |
| | (from Miami Dolphins in draft-day trade) | |
| 7 | (to Miami Dolphins in draft-day trade) | 231 |
| | (pick originally obtained from San Francisco 49ers in draft-day trade) | |
| 7b | LAWRENCE GUY, DE, Arizona State | 233 |

2012

| | | |
|-------------------|---|-----|
| April 26-28, 2012 | <i>Drafted 28th</i> | |
| 1 | NICK PERRY, LB, Southern California | 28 |
| 2a | JEREL WORTHY, DE, Michigan State | 51 |
| | (from Philadelphia Eagles in draft-day trade) | |
| 2 | (to Philadelphia Eagles in draft-day trade) | 59 |
| 2b | CASEY HAYWARD, CB, Vanderbilt | 62 |
| | (from New England Patriots in draft-day trade) | |
| 3 | (to New England Patriots in draft-day trade) | 90 |
| 4 | (to Philadelphia Eagles in draft-day trade) | 123 |
| 4a | MIKE DANIELS, DT, Iowa | 132 |
| | (free agency compensatory pick) | |
| 4b | JERRON McMILLIAN, S, Maine | 133 |
| | (free agency compensatory pick) | |
| 5 | TERRELL MANNING, LB, North Carolina State | 163 |
| | (originally sent to New England Patriots in draft-day trade) | |
| | (reacquired through New England in draft-day trade) | |
| 6 | (to New England Patriots in draft-day trade) | 197 |
| 7 | (to New England Patriots in draft-day trade) | 224 |
| | (pick originally obtained as conditional choice from N.Y. Jets for G Caleb Schlauderaf) | |
| 7 | (to New England Patriots in draft-day trade) | 235 |
| 7a | ANDREW DATKO, T, Florida State | 241 |
| | (free agency compensatory pick) | |
| 7b | B.J. COLEMAN, QB, Tennessee-Chattanooga | 243 |
| | (free agency compensatory pick) | |

2013

| | | |
|-------------------|--|-----|
| April 25-27, 2013 | <i>Drafted alternately 26th-25th</i> | |
| 1 | DATONE JONES, DE, UCLA | 26 |
| | (to San Francisco 49ers in draft-day trade) | 55 |
| 2 | EDDIE LACY, RB, Alabama | 61 |
| | (from San Francisco 49ers in draft-day trade) | |
| 3 | (to San Francisco 49ers in draft-day trade) | 88 |
| 3 | (to Miami Dolphins in draft-day trade) | 93 |
| | (pick originally obtained from San Francisco 49ers in draft-day trade) | |
| 4a | DAVID BAKHTIARI, T, Colorado | 109 |
| | (from Miami Dolphins in draft-day trade) | |
| 4b | JC TRETTER, T, Cornell | 122 |
| 4c | JOHNATHAN FRANKLIN, RB, UCLA | 125 |
| | (from Denver Broncos in draft-day trade) | |
| 5 | (to Denver Broncos in draft-day trade) | 146 |
| | (pick originally obtained from Miami Dolphins in draft-day trade) | |
| 5a | MICAH HYDE, CB, Iowa | 159 |
| 5b | JOSH BOYD, DE, Mississippi State | 167 |
| | (free agency compensatory pick) | |
| 6 | (to Denver Broncos in draft-day trade) | 173 |
| | (pick originally obtained from San Francisco 49ers in draft-day trade) | |
| 6 | NATE PALMER, LB, Illinois State | 193 |
| 7a | CHARLES JOHNSON, WR, Grand Valley State | 216 |
| | (from San Francisco 49ers in draft-day trade) | |
| 7b | KEVIN DORSEY, WR, Maryland | 224 |
| | (from Miami Dolphins in draft-day trade) | |
| 7c | SAM BARRINGTON, LB, South Florida | 232 |

2014

| | | |
|----------------|---|-----|
| May 8-10, 2014 | <i>Drafted 21st</i> | |
| 1 | HA HA CLINTON-DIX, S, Alabama | 21 |
| 2 | DAVANTE ADAMS, WR, Fresno State | 53 |
| 3a | KHYRI THORNTON, DE, Southern Mississippi | 85 |
| 3b | RICHARD RODGERS, TE, California | 98 |
| | (free agency compensatory pick) | |
| 4 | CARL BRADFORD, LB, Arizona State | 121 |
| 5a | COREY LINSLEY, C, Ohio State | 161 |
| 5b | JARED ABBREDETER, WR, Wisconsin | 176 |
| | (free agency compensatory pick) | |
| 6 | DEMETRI GOODSON, CB, Baylor | 197 |
| 7 | JEFF JANIS, WR, Saginaw Valley State | 236 |

2015

| | | |
|----------------------|---|-----|
| April 30-May 2, 2015 | <i>Drafted 30th</i> | |
| 1 | DAMARIOUS RANDALL, CB, Arizona State | 30 |
| 2 | QUINTON ROLLINS, CB, Miami (Ohio) | 62 |
| 3 | TY MONTGOMERY, WR, Stanford | 94 |
| 4 | JAKE RYAN, LB, Michigan | 129 |
| 5a | BRETT HUNDLEY, QB, UCLA | 147 |
| | (from New England Patriots in draft-day trade) | |
| 5 | (to New England Patriots in draft-day trade) | 166 |
| 6a | AARON RIPKOWSKI, FB, Oklahoma | 206 |
| 6b | CHRISTIAN RINGO, DT, Louisiana-Lafayette | 210 |
| | (free agency compensatory pick) | |
| 6c | KENNARD BACKMAN, TE, Alabama-Birmingham | 213 |
| | (free agency compensatory pick) | |
| 7 | (to New England Patriots in draft-day trade) | 247 |

2016

| | | |
|-------------------|--|-----|
| April 28-30, 2016 | <i>Drafted 27th</i> | |
| 1 | KENNY CLARK, DT, UCLA | 27 |
| 2 | JASON SPRIGGS, T, Indiana | 48 |
| | (from Indianapolis Colts in draft-day trade) | |
| 2 | (to Indianapolis Colts in draft-day trade) | 57 |
| 3 | KYLER FACKRELL, LB, Utah State | 88 |
| 4 | (to Indianapolis Colts in draft-day trade) | 125 |
| 4a | BLAKE MARTINEZ, LB, Stanford | 131 |
| | (free agency compensatory pick) | |
| 4b | DEAN LOWRY, DE, Northwestern | 137 |
| | (free agency compensatory pick) | |
| 5 | TREVOR DAVIS, WR, California | 163 |
| 6 | KYLE MURPHY, T, Stanford | 200 |
| 7 | (to Indianapolis Colts in draft-day trade) | 248 |

2017

| | | |
|-------------------|--|-----|
| April 27-29, 2017 | <i>Drafted 29th</i> | |
| 1 | (to Cleveland Browns in draft-day trade) | 29 |
| 2a | KEVIN KING, CB, Washington | 33 |
| | (from Cleveland Browns in draft-day trade) | |
| 2b | JOSH JONES, S, North Carolina State | 61 |
| 3 | MONTRAVIUS ADAMS, DT, Auburn | 93 |
| 4a | VINCE BIEGEL, LB, Wisconsin | 108 |
| | (from Cleveland Browns in draft-day trade) | |
| 4b | JAMAAL WILLIAMS, RB, Brigham Young | 134 |
| 5a | DeANGELO YANCEY, WR, Purdue | 175 |
| | (from Denver Broncos in draft-day trade) | |
| 5b | AARON JONES, RB, Texas-El Paso | 182 |
| | (free agency compensatory pick) | |
| 6 | KOFI AMICHIA, G, South Florida | 212 |
| 7a | DEVANTE MAYS, RB, Utah State | 238 |
| | (from Denver Broncos in draft-day trade) | |
| 7b | MALACHI DUPRE, WR, Louisiana State | 247 |



Clay Matthews,
Southern
California,
2009

PRACTICE SQUAD, 1989-2016

In 1989, the NFL created a five-player developmental squad. The league changed the name to practice squad in 1990. Players can leave a practice squad for another team only if they join the 53-man roster of another NFL club. In 2004, the NFL expanded the squad from five to eight players, and again in 2014 from eight to 10 players. The 365 players who've spent time on Green Bay's developmental/practice squad:

| | |
|---|-----------|
| Abbrederis, Jared (WR), Wisconsin | 2015 |
| Abrams, Joshua (CB), Ohio | 2008 |
| Adams, Aaron (T), Eastern Kentucky | 2013 |
| Adkisson, James (TE), South Carolina | 2007 |
| Aeilts, Rick (TE), Southeast Missouri State | 1989 |
| Aiyewa, Victor (LB), Washington | 2013 |
| Akins, Chris (S), Arkansas-Pine Bluff | 1999 |
| Albright, Ethan (T), North Carolina | 1994 |
| Alcorn, Zac (TE), Black Hills State | 2006 |
| Alford, Darnell (T), Boston College | 2002 |
| Allard, Shea (T/G), Delaware | 2012 |
| Allen, Jake (WR), Mississippi College | 2008-09 |
| Allen, Josh (G), Louisiana-Monroe | 2014 |
| Allison, Geronimo (WR), Illinois | 2016 |
| Anderson, Lionel (TE), Kansas | 2005 |
| Anderson, Ronnie (WR), Allegheny College | 1997 |
| Annen, Blake (TE), Cincinnati | 2015 |
| Arizguo, Ike (TE), Eastern Kentucky | 2014 |
| Armstrong, Calvin (T), Washington State | 2006 |
| Armoro, Rodney (S), Baylor | 1998 |
| Austin, Randy (TE), UCLA | 1991 |
| Avery, Steve (FB), Northern Michigan | 1990 |
| Banjor, Chris (S), Southern Methodist | 2014 |
| Barrie, Sebastian (DE), Liberty | 1992 |
| Bass, Anthony (CB), Bethune-Cookman | 1998 |
| Bass, Robert (LB), Miami (Fla.) | 1995 |
| Battles, Adrian (G), Minnesota State | 2010 |
| Baxter, Keith (CB), Marshall | 2016 |
| Beaufort, Terry (G), Florida A&M | 1992-93 |
| Bell, Dalton (QB), West Texas A&M | 2007 |
| Bell, Tyrone (CB), North Alabama | 1999 |
| Bigby, Atari (S), Central Florida | 2005-06 |
| Bjork, Carl-Johan (LB), Sweden | 2007 |
| Blair, Michael (FB), Ball State | 1998 |
| Bledsoe, Fred (DT), Arkansas | 2008 |
| Borel, Diondre (WR), Utah State | 2011-12 |
| Borgognone, Dirk (K), Pacific | 1995 |
| Bostick, Brandon (TE), Newberry | 2012 |
| Bowles, Scott (G), North Texas State | 1992 |
| Bradford, Carl (LB), Arizona State | 2015-16 |
| Bragg, Craig (WR), UCLA | 2005 |
| Branch, Bruce (CB), Penn State | 2002 |
| Brewster, Carlton (WR), Ferris State | 2006 |
| Bridewell, Jeff (QB), California-Davis | 1991 |
| Bristol, Mark (T), Mansfield | 2001 |
| Brohm, Brian (QB), Louisville | 2009 |
| Brooks, Durant (P), Georgia Tech | 2008 |
| Burks, Brandon (RB), Troy | 2016 |
| Burnette, Reggie (LB), Houston | 1991 |
| Burris, Henry (QB), Temple | 2001 |
| Butler, Vince (WR), Northwestern Oklahoma State | 2005 |
| Cajuste, Devon (TE), Stanford | 2016 |
| Callahan, Joe (QB), Wesley | 2016 |
| Campbell, Chris (T), Eastern Illinois | 2010-11 |
| Campbell, William (DT), Michigan | 2015 |
| Campion, Pete (T/G), North Dakota State | 2002 |
| Carlyle, Calvin (CB), Oregon State | 2003 |
| Carter, Bernard (LB), East Carolina | 1994 |
| Carthon, Ran (RB), Florida | 2005 |
| Carvalho, Brennan (C), Portland State | 2008 |
| Cheadle, Justin (G), California | 2012 |
| Clark, D.J. (CB), Idaho State | 2009 |
| Clavelle, Shannon (DE), Colorado | 1995 |
| Clowney, David (WR), Virginia Tech | 2007 |
| Cole, Colin (DT), Iowa | 2004 |
| Coleman, B.J. (QB), Tennessee-Chattanooga | 2012 |
| Collins, Brett (LB), Washington | 1992 |
| Collins, Bryan (G), Southern Methodist | 2013 |
| Cooper, George (FB), Ohio State | 1989 |
| Coutain, Kenny (WR), Memphis | 2000 |
| Cox, Kennard (CB), Pittsburgh | 2008 |
| Crabtree, Tom (TE), Miami (Ohio) | 2009 |
| Crawford, Lionel (WR), Wisconsin | 1993 |
| Crockett, John (RB), North Dakota State | 2015 |
| Crume, Eric (DT), Syracuse | 2015 |
| Cullinane, Gene (C/G), Washburn | 1991 |
| Curry, Donté (LB), Morris Brown | 2001 |
| Curry, Julius (S), Michigan | 2004 |
| Daniel, Robertson (CB), Brigham Young | 2015-16 |
| Daniels, Stanley (G), Washington | 2009 |
| Datko, Andrew (T), Florida State | 2012 |
| Dean, Walter (FB), Grambling | 1996 |
| Dendy, Patrick (CB), Rice | 2005-06 |
| Dennard, Antonio (CB), Langston | 2013 |
| Diedrick, Dahrnan (RB), Nebraska | 2003 |
| Dittman, Seth (T), Stanford | 1995 |
| Dixon, Jimmy (FB), Georgia Tech | 2005 |
| Domínguez, Ray (G), Arkansas | 2011 |
| Donald, Tony (LB/TE), Western State (Colo.) | 2003 |
| Dorsey, Kevin (WR), Maryland | 2014 |
| Dunn, Reggie (WR), Utah | 2013 |
| Ealy, Biren (WR), Houston | 2009 |
| Eby, Andy (C), Kansas State | 2002 |
| Emodi, Ike (LB), East Carolina | 2004 |
| Evans, Jerry (TE), Toledo | 1991 |
| Evans, Scott (DE), Oklahoma | 1991 |
| Fagan, Tommy (DE), Northeast Louisiana | 1994-95 |
| Fanor, Jean (S), Bethune-Cookman | 2014 |
| Farris, Kris (T), UCLA | 2002 |
| Fenaroli, Paul (C/G), Stony Brook | 2011 |
| Fields, Jeff (DT), Arkansas State | 1995 |
| Flesher, Tom (DE), Weber State | 1989 |
| Flores, Jacob (C), Dartmouth | 2016 |
| Fogle, Anthony (CB), Oklahoma | 1997 |
| Fontenot, Therrian (QB), Fresno State | 2005 |
| Ford, Trevor (CB), Troy | 2009 |
| Francies, Chris (WR), Texas-El Paso | 2006-07 |
| Francois, Robert (LB), Boston College | 2009-10 |
| Franz, Todd (S), Tulsa | 2002 |
| Gabbard, Steve (T), Florida State | 1991 |
| Gado, Samkon (RB), Liberty University | 2005 |
| Gall, Chris (FB), Indiana | 2001 |
| Gaston, Bruce (DT), Purdue | 2015 |
| Gavada, Jason (TE), Kent | 2000 |
| Gbaja-Biamila, Kabeer (DE), San Diego State | 2000 |
| Genus, Sampson (C), South Florida | 2011 |
| Gerhart, Garth (C), Arizona State | 2012-13 |
| Giacomini, Breno (T), Louisville | 2010 |
| Gibbs, Joe (G), Tennessee-Martin | 2012 |
| Gilbert, Reggie (LB), Arizona | 2016 |
| Gillett, Alex (WR), Eastern Michigan | 2013-14 |
| Gilmore, John (DE), Tennessee State | 2002 |
| Gizzi, Chris (LB), Air Force | 2000 |
| Glover-Wright, Tay (CB), Utah State | 2014 |
| Goodley, Antwan (WR), Baylor | 2016 |
| Goodman, Herbert (RB), Graceland | 2000 |
| Goodson, Tyrone (WR), Auburn | 1999 |
| Goodwell, Tim (LB), Memphis | 2006 |
| Gordon, Cedric (WR), Ferris State | 1989 |
| Gordy, Josh (CB), Central Michigan | 2010 |
| Greco, Michael (S), Central Florida | 2010 |
| Griffith, Brent (T), Minnesota-Duluth | 1992 |
| Gurley, Tori (WR), South Carolina | 2011 |
| Guy, Lawrence (DE), Arizona State | 2012 |
| Hall, Lamont (TE), Clemson | 1999 |
| Hall, Mark (DE), Southwestern Louisiana | 1989 |
| Hamilton, Justin (DT), Louisiana-Lafayette | 2015 |
| Hamilton, Ruffin (LB), Tulane | 1994 |
| Hamm, Horace (WR), Lehigh | 1992 |
| Hanojan, Greg (FB), Syracuse | 2005 |
| Hansen, Carl (DE/DT), Stanford | 1999 |
| Hanson, Chris (P), Marshall | 1999 |
| Hardie, Rudolph (DE), Howard | 2010-11 |
| Harrell, Graham (QB), Texas Tech | 2008 |
| Harrell, Reggie (WR), Texas Christian | 2005 |
| Harris, Antonio (RB), Illinois | 2005 |
| Harris, Clark (TE), Rutgers | 2007 |
| Harris, DuJuan (RB), Troy | 2012 |
| Harris, Elliott (DE), Arkansas | 2005 |
| Hart, Lawrence (TE), Southern University | 1999 |
| Hasselbeck, Matt (QB), Boston College | 1998 |
| Havner, Spencer (LB), UCLA | 2006-08 |
| Hayes, Chris (S), Washington State | 1996 |
| Hayes, Joe (G), San Jose State | 2005 |
| Haynos, Joey (TE), Maryland | 2008 |
| Heimburger, Craig (G), Missouri | 1999-2000 |
| Henry, Mitchell (TE), Western Kentucky | 2015 |
| Henrich, Craig (P/K), Notre Dame | 1993 |
| Herridon, Warner (S), Morgan State | 2000 |
| Herrion, Atlas (G/T), Alabama | 2004 |
| Herron, Anthony (DE), Iowa | 2011 |
| Hill, Michael (RB), Missouri Western State | 2013-14 |
| Hochertz, Marty (DE), Southern Illinois | 1992 |
| Hoese, Jon (FB), Minnesota | 2011 |
| Holder, Chris (WR), Tuskegee | 1992 |
| Holt, Reggie (S), Wisconsin | 1995 |
| Hope, Charles (G/T), Central (Ohio) State | 1993-94 |
| Horacek, Mike (WR), Iowa State | 2000-01 |
| Hubbard, Adrian (LB), Alabama | 2014 |
| Hudson, Craig (TE), Wisconsin | 1990 |
| Humphrey, Deon (LB), Florida State | 1999 |
| Humphrey, Jay (T), Texas | 2002 |
| Humphrey, Tony (TE), Central Michigan | 2002 |
| Hutchins, Paul (G/T), Western Michigan | 1993 |
| Jackson, Alcender (S), Louisiana State | 2002 |
| Jackson, Cardia (LB), Louisiana-Monroe | 2010 |
| Jackson, Don (RB), Nevada | 2016 |
| Jackson, Kenny (LB), Nevada-Reno | 2001 |
| Jennings, Brandon (CB), Texas A&M | 2002 |
| Johnson, Charles (WR), Grand Valley State | 2013 |
| Johnson, Jamel (WR), Alabama State | 2015 |
| Johnson, James (RB), Kansas State | 2010 |

| | |
|--|---------|
| Johnson, Micah (LB), Kentucky | 2012 |
| Johnson, Rishaw (G), California University (Pa.) | 2014 |
| Jones, Johnny (DL), Marshall | 2011 |
| Jones, Khalil (WR), Miami (Fla.) | 2009 |
| Josue, Steve (LB), Carson-Newman | 2003 |
| Jurkovic, John (NT), Eastern Illinois | 1991 |
| Karczewski, Doug (G/T), Virginia | 1999 |
| Kearney, Jay (WR), West Virginia | 1994 |
| Keenan, Ryan (G), Northwestern | 2007 |
| Kehl, Ed (T/G), Brigham Young | 2000-01 |
| Kerridge, Joe (FB), Michigan | 2016 |
| Kight, Kelvin (WR/KR), Florida | 2004 |
| Kinder, Randy (CB), Notre Dame | 1997 |
| Kirby, Scott (T), Arizona State | 1989 |
| Kirksey, John (DT), Sacramento State | 1994 |
| Kitts, Jim (FB), Ferrum | 1997 |
| Krause, Ryan (TE), Nebraska-Omaha | 2007 |
| Kruger, Joe (DE), Utah | 2014 |
| Landry, Michael (DE), Southern University | 2003 |
| Lansanah, Danny (LB), Connecticut | 2008 |
| Leach, Vonta (FB), East Carolina | 2004-05 |
| Lee, Steve (FB), Indiana | 1997 |
| Leffew, Travis (G/T), Louisville | 2006 |
| Lenon, Paris (LB), Richmond | 2001 |
| Levine, Anthony (S), Tennessee State | 2010-11 |
| Lewis, Devin (WR), Southern University | 2002 |
| Lloyd, Doug (RB), North Dakota State | 1991 |
| Lucas, Chad (WR), Alabama State | 2005 |
| Lumpkin, Kregg (RB), Georgia | 2009 |
| Lyon, Billy (DE), Marshall | 1997 |
| Malone, Alfred (DT), Troy | 2007-08 |
| Manning, Brian (WR), Stanford | 1998 |
| Marker, Mike (WR), Millikin | 2004 |
| Martin, Russell (WR), Saginaw Valley State | 2005 |
| Mathews, Derrick (LB), Houston | 2016 |
| Mathews, Eric (WR), Indiana | 1996 |
| McBrien, Scott (QB), Maryland | 2004 |
| McBryde, B.J. (DE), Connecticut | 2015 |
| McCaifrey, Alex (WR), Duke | 2016 |
| McCaslin, Eugene (LB), Florida | 2000 |
| McCoy, Mike (QB), Utah | 1995 |
| McCray, Jordan (G), Central Florida | 2014 |
| McElmurry, Blaine (S), Montana | 1997 |
| McGill, Jason (WR), Georgia Tech | 1993 |
| McGill, Tim (DT), Illinois | 2005 |
| McGruder, Michael (CB), Kent State | 1989 |
| McHugh, Sean (TE), Penn State | 2004 |
| McKinney, Anthony (TE), Connecticut | 1998 |
| McNeil, Nick (LB), Western Carolina | 2004 |
| Meredith, Jamon (T), South Carolina | 2009 |
| Merrill, Otis (CB), Illinois State | 2012 |
| Miller, Jordan (DT), Southern | 2012 |
| Millhouse, Kelvin (CB), Hawaii | 2004 |
| Miree, Brandon (FB), Pittsburgh | 2006 |
| Moore, Jason (CB/S), San Diego State | 2000 |
| Moore, Tim (LB), Michigan State | 1989 |
| Morgan, Tim (P), San Jose State | 2001 |
| Morton, John (WR), Western Michigan | 1993 |
| Moses, J.J. (WR/KR), Iowa State | 2001-02 |
| Mosley, Denorse (CB), Edinboro | 1998 |
| Muir, Blake (G), Baylor | 2016 |
| Neal, Rajion (RB), Tennessee | 2014 |
| Neal, Randy (LB), Virginia | 1995 |
| Nelson, Jim (LB), Penn State | 1998 |
| Newman, Adam (TE), Boston College | 2000 |
| Newton, Cecil (C/G), Tennessee State | 2011 |
| Nixon, James (CB), California (Pa.) | 2012-13 |
| Nnabuife, Alvin (S), Southern Methodist | 2006 |
| Noa, Kaulana (G), Hawaii | 2003 |
| Obiozor, Cyril (LB), Texas A&M | 2009 |
| Owens, Buster (CB), Georgia | 1996 |
| Palmer, Pat (WR), Northwestern (La.) State | 1998 |
| Parchman, Corey (WR), Ball State | 2002 |
| Patrick, Chris (G), Nebraska | 2007 |
| Patrick, Lucas (G), Duke | 2016 |
| Paxson, Scott (DT), Penn State | 2006 |
| Pearson, Pepe (RB), Ohio State | 1998 |
| Perillo, Justin (TE), Maine | 2014-15 |
| Pizzotti, Chris (QB), Harvard | 2009 |
| Porter, Joe (CB), Rutgers | 2007-08 |
| Powell, Chaz (S), Penn State | 2012 |
| Price, Brian (DT), Texas San Antonio | 2016 |
| Purify, Bobby (RB), Colorado | 2005 |
| Randolph, Dane (T), Maryland | 2009 |
| Reilly, Mike (QB), Central Washington | 2009 |
| Renfrow, Justin (T), Miami (Fla.) | 2014 |
| Rice, Frank (WR), Colorado State | 2003 |
| Ringo, Christian (DT), Louisiana-Lafayette | 2015 |
| Rivera, Mike (LB), Kansas | 2010 |
| Robertson, Chris (RB), Houston | 2004 |
| Robinson, Antonio (WR), Nicholls State | 2010 |
| Robinson, Luther (DT), Miami (Fla.) | 2014 |

| | |
|--|-----------|
| Robinson, Michael (CB), Hampton | 1996 |
| Rolle, Jumal (CB), Catawba | 2013-14 |
| Rooths, James (CB), Shepherd College | 2001 |
| Ross, Brandian (CB), Youngstown State | 2011-12 |
| Ross, Jay (NT), East Carolina | 2010 |
| Ross, Jeremy (WR), California | 2012 |
| Rotheram, Matt (G), Pittsburgh | 2015 |
| Rowe, Joe (CB), Virginia | 1997 |
| Russell, Calvin (WR), Tuskegee | 2006 |
| Saine, Brandon (RB), Ohio State | 2011 |
| Sam, Lorne (WR), Texas-El Paso | 2008 |
| Sandland, Beau (TE), Montana State | 2016 |
| Sands, Terrell (DT), Tennessee-Chattanooga | 2002-03 |
| Schau, Tom (C/G), Illinois | 2000 |
| Scheuerman, Ross (RB), Lafayette | 2015 |
| Schroeder, Bill (WR), Wisconsin-La Crosse | 1994, 96 |
| Scott, Chris (G/T), Tennessee | 2012 |
| Scott, Walter (DE), East Carolina | 1996 |
| Sebetic, Kyle (DB), Dayton | 2015 |
| Sedoris, Chris (C/G), Purdue | 1996 |
| Settles, Tawambi (CB), Duke | 1998 |
| Seymour, Bill (FB/TE), Michigan | 2002 |
| Shiver, Stan (S), Florida State | 1989 |
| Shorts, Pete (DE), Illinois State | 1990 |
| Showell, Malcolm (DE), Delaware State | 1993 |
| Simmons, Charlie (WR), Georgia Tech | 1995 |
| Simpkins, Maurice (LB), Coastal Carolina | 2010 |
| Smith, Art (S), Northeastern | 2004 |
| Smith, Emory (FB), Clemson | 1997 |
| Smith, Orvin (RB), Georgia Tech | 2013 |
| Smith, Terrance (WR), South Carolina State | 2010 |
| So'to, Vic (LB), Brigham Young | 2012 |
| Steele, Ben (TE), Mesa State | 2004 |
| Stenavich, Adam (G), Michigan | 2006 |
| Stephenson, Cameron (G), Rutgers | 2016 |
| Stewart, Dez (WR), Ohio Dominican | 2016 |
| Stoneburner, Jake (TE), Ohio State | 2013 |
| Stuber, Tim (G), Colorado State | 2002 |
| Svain, Brett (WR), San Diego State | 2008 |
| Swiney, Ervin (CB), Nebraska | 2002-03 |
| Talley, Ronald (DE), Delaware | 2009 |
| Tarver, Hurley (CB), Central Oklahoma | 2001-02 |
| Thomas, Joe (LB), South Carolina State | 2014 |
| Thomas, Wilson (WR), Nebraska | 2003 |
| Thompson, Orrin (T), Duke | 2006-07 |
| Thompson, Paul (QB), Oklahoma | 2007 |
| Thurman, Andrea (WR), Southern Oregon | 2004 |
| Tiller, Andrew (G), Syracuse | 2013 |
| Tollefson, Dave (DE), Northwest Missouri State | 2006 |
| Tolzien, Scott (QB), Wisconsin | 2013 |
| Toribio, Anthony (DT), Carson-Newman | 2008-09 |
| Toy, Maury (RB), UCLA | 1992 |
| Tucker, Jason (WR), Texas Christian | 1998 |
| Tyler, Marc (RB), Southern California | 2012 |
| Van Roten, Greg (G), Pennsylvania | 2012 |
| Vanderlin, Drew (DE), Michigan Tech | 2012 |
| Vaughters, James (LB), Stanford | 2015 |
| Vermiglio, Jake (G), North Carolina State | 2011 |
| Vines, Scott (WR), Wyoming | 2003 |
| Vujnovich, Jeremy (T), Louisiana College | 2014-15 |
| Wacholtz, Kyle (QB/TE), Southern California | 1996-97 |
| Walker, Johnny (WR), Texas | 1991 |
| Walker, Josh (G), Middle Tennessee State | 2014 |
| Walker, Tyrone (WR), Illinois State | 2013 |
| Warner, Josh (G), Brockport State | 2002 |
| Washburn, Cliff (T), The Citadel | 2007 |
| Waters, Herb (WR/CB), Miami (Fla.) | 2016 |
| Wells, Scott (C), Tennessee | 2004 |
| West, Chastin (WR), Fresno State | 2010-11 |
| White, Corey (FB), Alabama-Birmingham | 2007 |
| White, Mitch (T), Oregon State | 2002 |
| White, Myles (WR), Louisiana Tech | 2013-14 |
| White, Reggie (RB), Oklahoma State | 2002 |
| Whitehead, Jermaine (S), Auburn | 2016 |
| Williams, Ed (WR), Fort Hays State | 2015 |
| Williams, Gerald (WR), Oklahoma | 1999-2000 |
| Williams, Jay (DE), Wake Forest | 1994 |
| Williams, Johnny (LB), Kentucky | 2010 |
| Williams, Patrick (WR), Colorado | 2009 |
| Williams, Tramon (CB), Louisiana Tech | 2006 |
| Williams, Walter (RB), Grambling State | 2004 |
| Williams, Wendell (S), Louisiana-Lafayette | 2004 |
| Wilson, Ray (S), New Mexico | 1994 |
| Wishom, Jerron (CB), Louisiana Tech | 2005 |
| Wood, Joe (K), Air Force | 1995 |
| Woodfin, Zac (LB), Alabama-Birmingham | 2005 |
| Woolfork, Ronnie (LB), Colorado | 1995 |
| Wynn, DeShawn (RB), Florida | 2008 |
| Young, Curtis (LB/DE), Cincinnati | 2010 |
| Young, David (S), Georgia Southern | 2004 |
| Zolman, Greg (QB), Vanderbilt | 2002 |

FIRST DEVELOPMENTAL SQUAD, SEPTEMBER 1989

FB George Cooper Ohio State
 SS Stan Shiver Florida State

LB Tim Moore Michigan State
 DE Mark Hall Southwestern Louisiana

SIGNIFICANT TRADES, 1957-2017


| Year | | Coach/GM |
|----------|---|-----------------|
| 1957 | T Norm Masters with three others from Detroit for QB Tobin Rote | Lisle Blackburn |
| 1958 | Third-round draft choice (FB Ray Nitschke) from N.Y. Giants for DE John Martinkovic | Ray McLean |
| 1959 | G Fred "Fuzzy" Thurston from Baltimore Colts for LB Marv Matuzak | Vince Lombardi |
| | HB Emlen Tunnell from N.Y. Giants for cash | Vince Lombardi |
| | QB Lamar McHan from Chicago Cardinals for undisclosed draft choice (1960 third-round) | Vince Lombardi |
| | HB Low Carpenter with E Bill Quinlan from Cleveland Browns for E Billy Howton | Vince Lombardi |
| | DT Henry Jordan from Cleveland Browns for 1960 fourth-round draft choice | Vince Lombardi |
| | HB Bob Freeman from Cleveland Browns for 1960 fifth-round draft choice | Vince Lombardi |
| 1960 | DE Willie Davis from Cleveland Browns for E A.D. Williams | Vince Lombardi |
| 1961 | QB John Roach from Cleveland Browns for 1962 third-round draft choice | Vince Lombardi |
| 1965 | L Lee Roy Caffey from Philadelphia with first-round draft choice for C Jim Ringo and FB Earl Gros | Vince Lombardi |
| | K Don Chandler from N.Y. Giants for draft choice | Vince Lombardi |
| | E Carroll Dale from L.A. Rams for LB Dan Currie | Vince Lombardi |
| 1966 | First-round draft choice (FB Jim Grabowski) from Detroit for E Ron Kramer | Vince Lombardi |
| | First-round draft choice (C/G Bob Hyland) from Pittsburgh for T Lloyd Voss and E Tony Jeter | Vince Lombardi |
| 1967 | FB Ben Wilson from L.A. Rams for 1968 second-round draft choice | Vince Lombardi |
| 1968 | DE Leo Carroll from Atlanta for WR Bob Long | Vince Lombardi |
| | T Francis Peay from N.Y. Giants for LB Tommy Crutcher and T Steve Wright | Vince Lombardi |
| 1969 | 1971 fifth-round draft choice (DE Donnell Smith) from Washington for S Tom Brown | Phil Bengtson |
| | 1970 fourth-round draft choice (K Skip Butler) from Baltimore Colts for DT Ron Kostelnik | Phil Bengtson |
| | 1970 10th-round draft choice (TE Frank Patrick) from Washington for DE Leo Carroll | Phil Bengtson |
| 1970 | 1970 first-round draft choice (DT Mike P. McCoy) from Chicago Bears for C/G Bob Hyland , HB Elijah Pitts and LB Lee Roy Caffey | Phil Bengtson |
| | WR Jack Clancy from Miami for TE Marv Fleming | Phil Bengtson |
| | TE John Hilton from Pittsburgh for DB John Rowser | Phil Bengtson |
| | C Malcolm Walker and DE Clarence Williams from Dallas for CB Herb Adderley | Phil Bengtson |
| | C Ken Mendenhall from Atlanta for DE Francis Winkler | Phil Bengtson |
| | DT Kevin Hardy from San Francisco for 1971 second-round draft choice | Phil Bengtson |
| | Cash from Atlanta for TE Ron Jones | Phil Bengtson |
| 1971 | DE Alden Roche and Broncos' position in first round of 1971 draft (up to No. 9 for RB John Brockington) from Denver for QB Don Horn | Dan Devine |
| | 1971 second-round draft choice (RB Virgil Robinson) and 1972 sixth-round draft choice (RB Bob Hudson) from Los Angeles Rams for RB/KR Travis Williams | Dan Devine |
| | QB Zeke Bratkowski from Minnesota for 1972 third-round draft choice | Dan Devine |
| | C Cal Withrow from San Diego for 1972 17th-round draft choice | Dan Devine |
| | 1972 first-round draft choice (QB Jerry Tagge) from San Diego for DT Kevin Hardy | Dan Devine |
| | LB Tommy Crutcher from Los Angeles Rams for 1973 fourth-round draft choice | Dan Devine |
| 1972 | RB MacArthur Lane from St. Louis Cardinals for RB Donny Anderson | Dan Devine |
| | S Jim Hill from San Diego for DT Lionel Aldridge and 1974 third-round draft choice | Dan Devine |
| | 1974 sixth-round draft choice (RB Don Woods) from Chicago Bears for QB Zeke Bratkowski | Dan Devine |
| | P Ron Widby and CB Ike Thomas from Dallas for 1973 second-round draft choice | Dan Devine |
| | G Malcolm Snider from Atlanta for RB Dave Hampton | Dan Devine |
| 1973 | DE Aaron Brown from Kansas City for T Francis Peay | Dan Devine |
| | 1975 second-round draft choice (G Bill Bain) from Washington for LB Dave Robinson | Dan Devine |
| | DT Carleton Oats from Oakland for DT Vern Vanoy and 1973 fifth-round draft choice | Dan Devine |
| | 1974 eighth-round draft choice (S Ned Guillet) from New Orleans for TE Len Garrett | Dan Devine |
| | QB Jim Del Gaizo from Miami for 1974 second-round and 1975 second-round draft choices | Dan Devine |
| 1974 | QB Jack Concannon from Dallas for 1975 fifth-round draft choice | Dan Devine |
| | DT Steve Okoniewski and RB Pete Van Valkenburg from Buffalo for QB Scott Hunter | Dan Devine |
| | LB Ted Hendricks and 1975 second-round draft choice (later sent to L.A. Rams in John Hadl trade) from Baltimore Colts for LB Tom MacLeod and 1975 eighth-round draft choice | Dan Devine |
| | T Harry Schuh from Los Angeles Rams for 1975 sixth-round draft choice | Dan Devine |
| | 1975 third-round draft choice (RB Willard Harrell) from San Diego for DT Bob Brown | Dan Devine |
| | G Bruce Van Dyke from Pittsburgh for future draft choice (1976 third-round) | Dan Devine |
| | 1975 third-round draft choice (later traded to Kansas City) from N.Y. Giants for QB Jim Del Gaizo | Dan Devine |
| | QB Dean Carlson from Kansas City for 1975 third-round draft choice (through N.Y. Giants) | Dan Devine |
| | QB John Hadl from Los Angeles Rams for first-, second- and third-round choices in 1975, and first- and second-round choices in 1976 | Dan Devine |
| 1975 | 1976 third-round draft choice (DB Mike C. McCoy) from Kansas City for RB MacArthur Lane | Bart Starr |
| | 1976 fourth-round draft choice (later traded to Houston Oilers in Lynn Dickey deal) from Philadelphia for G Bill Lueck | Bart Starr |
| 04/02/76 | QB Lynn Dickey from Houston Oilers for QB John Hadl , DB Ken Ellis , 1976 fourth-round draft choice (through Philadelphia) and 1977 third-round draft choice | Bart Starr |
| 08/18/76 | DE Bob Barber from Pittsburgh for 1977 fourth-round draft choice | Bart Starr |
| 08/26/76 | WR Ollie Smith from Oakland for 1977 12th-round draft choice | Bart Starr |
| 08/31/76 | 1977 third-round draft choice (G Rick Scribner) from Denver for G Bill Bain | Bart Starr |
| 09/06/76 | 1978 10th-round draft choice (C Mark Totten) from N.Y. Giants for K Joe Delanelo | Bart Starr |
| 09/21/76 | LB Don Hansen from Seattle Seahawks for cash | Bart Starr |
| 05/05/77 | RB Terrell Middleton from St. Louis Cardinals for DB Perry Smith | Bart Starr |
| 09/12/77 | DL Herb McMath , 1978 first-round draft choice (LB John Anderson) and 1979 fourth-round draft choice (later sent to Washington) from Oakland for DT Mike P. McCoy | Bart Starr |
| 05/02/78 | 1978 fifth-round draft choice (RB Willie Wilder) from Pittsburgh for DT Dave Pureifory | Bart Starr |
| 05/04/78 | 1979 eighth-round draft choice (WR Ron Cassidy) from San Francisco for G/T Steve Knutson | Bart Starr |

| | | |
|----------|--|--------------------------|
| 06/07/78 | DT Carl Barzilauskas from N.Y. Jets for 1979 fourth- and fifth-round draft choices | Bart Starr |
| 08/04/78 | T Tim Stokes from Washington for 1979 fourth-round draft choice (through Oakland) | Bart Starr |
| 08/15/78 | C Rick Nuzum from Los Angeles Rams for 1980 fifth-round draft choice | Bart Starr |
| 04/26/79 | 1979 seventh-round draft choice (LB Rich Wingo) and 1980 first-round draft choice (LB George Cumbly) from San Diego for CB Willie Buchanan | Bart Starr |
| 08/14/79 | C Mike Wellman from Los Angeles Rams for 1981 fifth-round draft choice | Bart Starr |
| 08/18/81 | S Frank Reed from Atlanta for S Steve Luke | Bart Starr |
| 09/17/81 | WR John Jefferson from San Diego for WR Aundra Thompson , 1982 second-round draft choice, 1983 first-round draft choice and 1984 second-round draft choice; teams also traded positions in 1982 draft | Bart Starr |
| 06/10/82 | First-round draft choice (CB Tim Lewis) from Pittsburgh for DL Bruce Clark | Bart Starr |
| 08/29/82 | 1983 10th-round draft choice (WR Byron Williams) from Houston Oilers for T Mark Koncar | Bart Starr |
| 07/28/83 | 1984 12th-round draft choice (WR Lenny Taylor) from San Diego for G Derrel Gofourth | Bart Starr |
| 07/17/84 | 1985 seventh-round draft choice (LB Eric Wilson) from Minnesota for K Jan Stenerud | Forrest Gregg |
| 04/26/85 | QB Scott Brunner from Denver for 1986 sixth-round draft choice | Forrest Gregg |
| 04/30/85 | 1985 first-round draft choice (T Ken Ruettggers) and 1986 fourth-round draft choice (LB Tim Harris) from Buffalo for first- and second-round draft choices in 1985 | Forrest Gregg |
| 08/20/85 | WR Preston Dennard from Buffalo for 1986 12th-round draft choice | Forrest Gregg |
| 08/26/85 | 1986 sixth-round draft choice (LB Burnell Dent) from St. Louis Cardinals for QB Scott Brunner | Forrest Gregg |
| 09/04/85 | G/T Mike Obrovac from Cincinnati for 1986 11th-round draft choice | Forrest Gregg |
| 09/05/85 | DB Mossy Cade from San Diego for 1986 first-round draft choice and fifth-rounder (conditional) in 1987 | Forrest Gregg |
| 09/19/85 | Rights for G Tom Robison (Browns choice in 1984 USFL supplemental draft) and 1987 seventh-round draft choice (P Bill Smith) from Cleveland Browns for WR John Jefferson | Forrest Gregg |
| 08/19/86 | TE Dan Ross from Seattle for 1987 12th-round draft choice | Forrest Gregg |
| 09/30/86 | 1987 12th-round draft choice (DB Norman Jefferson) from N.Y. Giants for WR/KR Phil McConkey | Forrest Gregg |
| 04/14/87 | 1987 third-round draft choice (WR Frankie Neal) and 1988 fourth-round draft choice (NT Rollin Putzler) from L.A. Raiders for WR James Lofton | Forrest Gregg/Tom Braatz |
| 04/28/87 | 1987 second- (LB Johnny Holland) and third-round (LB Scott Stephen) draft choices from Atlanta for 1987 second-round draft choice | Forrest Gregg/Tom Braatz |
| 08/26/87 | DB Dave Brown from Seattle for 1988 11th-round draft choice | Forrest Gregg/Tom Braatz |
| 04/23/89 | RB Herman Fontenot from Cleveland with Browns' 1989 third-round draft choice (QB Anthony Dilweg), Patriots' 1989 fifth-round draft choice (RB Vince Workman) and Browns' 1990 first-round draft choice (LB Tony Bennett) for Packers' second- and fifth-round draft choices in 1989 | Lindy Infante/Tom Braatz |
| 10/09/90 | 1991 seventh-round draft choice (LB Frank Blevins) from Cleveland for RB Brent Fullwood | Lindy Infante/Tom Braatz |
| 04/21/91 | 1991 first-round draft choice (CB Vinnie Clark) and 1992 first-round draft choice (17th overall, later dealt to Atlanta in Brett Favre trade) from Philadelphia for 1991 first-round draft choice | Lindy Infante/Tom Braatz |
| 04/22/91 | 1991 third-round draft choice (RB Chuck Webb) from San Francisco for 1991 fourth- and fifth-round draft choices | Lindy Infante/Tom Braatz |

PACKERS TRADES INVOLVING FIRST-ROUND DRAFT PICKS, 1966-2017

| | | |
|----------|---|--------------------------|
| 1966 | First-round choice (FB Jim Grabowski) from Detroit for E Ron Kramer | Vince Lombardi |
| | First-round choice (C/G Bob Hyland) from Pittsburgh for T Lloyd Voss and E Tony Jeter | Vince Lombardi |
| 1970 | 1970 first-round choice (DT Mike P. McCoy) from Chicago Bears for C/G Bob Hyland , HB Elijah Pitts and LB Lee Roy Caffey | Phil Bengtson |
| 1971 | First-round choice (QB Jerry Tagge) from San Diego for DT Kevin Hardy | Dan Devine |
| 1974 | QB John Hadl from Los Angeles Rams for first-, second- and third-round choices in 1975, and first- and second-round choices in 1976 | Dan Devine |
| 09/12/77 | DL Herb McMath , 1978 first-round choice (LB John Anderson) and 1979 fourth-round choice (later sent to Washington) from Oakland for DT Mike P. McCoy | Bart Starr |
| 04/26/79 | 1979 seventh-round choice (LB Rich Wingo) and 1980 first-round choice (LB George Cumbly) from San Diego for DB Willie Buchanan | Bart Starr |
| 09/17/81 | WR John Jefferson from San Diego for WR Aundra Thompson , 1982 second-round choice, 1983 first-round choice and 1984 second-round choice; teams also traded positions in 1982 draft | Bart Starr |
| 06/10/82 | First-round choice (CB Tim Lewis) from Pittsburgh for DL Bruce Clark | Bart Starr |
| 04/30/85 | 1985 first-round choice (T Ken Ruettggers) and 1986 fourth-round draft choice (LB Tim Harris) from Buffalo for 1985 first- and second-round choices | Forrest Gregg |
| 09/05/85 | DB Mossy Cade from San Diego for 1986 first-round choice and fifth-rounder (conditional) in 1987 | Forrest Gregg |
| 04/23/89 | 1989 second-round choice to Cleveland for 1990 first-round choice (LB Tony Bennett) | Tom Braatz/Lindy Infante |
| 04/21/91 | 1991 first-round choice (CB Vinnie Clark) and 1992 first-round choice (17th overall, later dealt to Atlanta in Favre trade) from Philadelphia for 1991 first-round choice | Tom Braatz/Lindy Infante |
| 02/11/92 | QB Brett Favre from Atlanta for 1992 first-round choice (17th overall, through Phi.; Atlanta then dealt choice to Dallas for 19th selection and fourth-round 1992 choice; Dallas chose CB Kevin Smith with No. 17) | Ron Wolf |
| 04/25/93 | 1993 first- (S George Teague) and fourth-round (later dealt to Chi. Bears) choices from Dallas for four 1993 Packers choices: both Packers' second-round choices (including one through San Francisco), a fourth-round (through Atlanta) and an eighth-round choice | Ron Wolf |
| 04/24/94 | 1994 first-round choice (G Aaron Taylor) from Miami for 1994 first- and third-round choices | Ron Wolf |
| 04/22/95 | 1995 first-round supplemental choice (DB Craig Newsome) and 1995 third- (DT Darius Holland), and sixth-round (WR Charlie Simmons) choices from Carolina for 1995 first- and sixth-round choices | Ron Wolf |
| 04/18/98 | 1998 first-round choice (DT Vonnie Holliday) from Miami for 1998 first- and second-round choices | Ron Wolf |
| 03/05/01 | 2001 first- (DE Jamal Reynolds) and third-round (LB Torrance Marshall) choices from Seattle for QB Matt Hasselbeck and 2001 first-round choice | Ron Wolf |
| 04/20/02 | 2002 first-round choice (WR Javon Walker) and 2002 fifth-round choice (DE Aaron Kampman) from Seattle for 2002 first- and second-round choices | Mike Sherman |
| 04/26/08 | 2008 second-round choice (WR Jordy Nelson) and fourth-round choice (later traded to N.Y. Jets) from N.Y. Jets for 2008 first-round choice (No. 30 overall) | Ted Thompson |
| 04/25/09 | 2009 first-round choice (LB Clay Matthews) and fifth-round choice (T Jamon Meredith) from New England for 2009 second- and two third-round choices | Ted Thompson |
| 04/27/17 | 2017 second-round draft choice (CB Kevin King) and fourth-round draft choice (LB Vince Biegel) from Cleveland for 2017 first-round draft choice | Ted Thompson |

| | | |
|----------|---|--------------------------|
| 04/22/91 | 1991 third- (DE Don Davey) and fifth-round draft choices (later dealt to Miami) from N.Y. Jets for 1991 third-round draft choice. | Lindy Infante/Tom Braatz |
| 04/22/91 | 1991 fifth- (P Jeff Fite) and sixth-round (C Joe Garten) draft choices from Miami for 1991 fifth-round draft choice (through N.Y. Jets) | Lindy Infante/Tom Braatz |
| 08/26/91 | Future undisclosed draft choice from Atlanta for K Brad Daluiso | Lindy Infante/Tom Braatz |
| 09/30/91 | 1992 second-round draft choice (later dealt back to 49ers for Mike Holmgren) and 1993 second-round draft choice (later dealt to Cowboys) from San Francisco for LB Tim Harris | L. Infante/T. Braatz |
| 02/01/92 | T Tootie Robbins from Phoenix Cardinals for 1992 sixth-round draft choice. | Ron Wolf |
| 02/11/92 | QB Brett Favre from Atlanta for 1992 first-round draft choice (17th overall, through Phi.; Atlanta then dealt choice to Dallas for 19th selection and fourth-round draft choice in 1992). | Ron Wolf |
| 04/26/92 | 1992 fourth- (RB Edgar Bennett), fifth- (WR Orlando McKay) and sixth-round (TE Mark Chmura) draft choices from San Francisco for 1992 fourth- and eighth-round draft choices. | Ron Wolf |
| 04/27/92 | 1992 seventh- (WR Chris Holder) and ninth-round (NT Shazzon Bradley) draft choices from Los Angeles Raiders (through Dallas) for 1992 seventh-round draft choice | Ron Wolf |
| 08/19/92 | CB Dave McCloughan from Indianapolis for 1993 sixth-round draft choice | Ron Wolf |
| 03/31/93 | RB John Stephens from New England for 1993 fourth-round draft choice | Ron Wolf |
| 04/05/93 | QB Ken O'Brien from N.Y. Jets for 1993 fifth-round draft choice | Ron Wolf |
| 04/25/93 | 1993 third-round draft choice (T Earl Dotson , through New Orleans) and 1993 sixth-round draft choice (T Paul Hutchins) from L.A. Raiders for 1993 third-round draft choice | Ron Wolf |
| 04/25/93 | 1993 first- (S George Teague) and fourth-round (later dealt to Chi. Bears) draft choices from Dallas for four 1993 Packers draft choices: both Packers' second-round choices (including one through San Francisco), a fourth-round draft choice (through Atlanta), and an eighth-round draft choice | Ron Wolf |
| 04/26/93 | 1993 sixth-round draft choice (CB Doug Evans) from Seattle for CB Dave McCloughan | Ron Wolf |
| 08/24/93 | G Doug Widell from Denver for 1994 seventh-round draft choice. | Ron Wolf |
| 04/24/94 | 1994 first-round draft choice (G Aaron Taylor) from Miami for 1994 first- and third-round draft choices. | Ron Wolf |
| 04/24/94 | 1994 third-round compensatory choice (RB LeShon Johnson), 1994 fifth-round draft choice (RB Dorsey Levens , through Denver), sixth-round draft choice (LB Ruffin Hamilton , through San Diego) and sixth-round compensatory choice (LB Paul Duckworth , through Philadelphia) from San Francisco for 1994 second-round draft choice. | Ron Wolf |
| 04/25/94 | 1994 fourth-round draft choice (DE Gabe Wilkins , through San Francisco) and sixth-round draft choice (WR Jay Kearney , through Atlanta) from L.A. Raiders for 1994 fourth-round draft choice. | Ron Wolf |
| 06/03/94 | WR James Milling from Atlanta for DE Lester Archambeau | Ron Wolf |
| 08/28/94 | WR Charles Jordan from L.A. Raiders for 1995 fifth-round draft choice | Ron Wolf |
| 03/21/95 | WR Mark Ingram from Miami for 1995 fourth-round draft choice. | Ron Wolf |
| 03/29/95 | TE Keith Jackson and Green Bay's original fourth-round choice from Miami for 1995 second-round draft choice | Ron Wolf |
| 04/22/95 | 1995 first-round supplemental choice (DB Craig Newsome), and 1995 third- (DT Darius Holland), and sixth-round (WR Charlie Simmons) draft choices from Carolina for 1995 first- and sixth-round draft choices. | Ron Wolf |
| 04/22/95 | 1995 third- (FB William Henderson) and fifth-round (RB Travis Jervey) draft choices from Jacksonville for QB Mark Brunell | Ron Wolf |
| 08/11/95 | C Mike Arthur from New England for WR Bill Schroeder and TE Jeff Wilner | Ron Wolf |
| 08/27/95 | T Lindsay Knapp from Kansas City for 1996 fifth-round draft choice | Ron Wolf |
| 08/27/95 | T Joe Sims from Philadelphia for 1996 sixth-round draft choice | Ron Wolf |
| 06/06/96 | RB Robert Baldwin from Atlanta for DB Lenny McGill | Ron Wolf |
| 06/27/96 | DB Eugene Robinson from Seattle for DE Matt LaBounty | Ron Wolf |
| 07/17/96 | Conditional draft choice from Atlanta for S George Teague | Ron Wolf |
| 04/20/97 | 1997 seventh-round draft choice (WR Chris Miller) from Oakland for 1997 sixth-round draft choice | Ron Wolf |
| 08/26/97 | TE Tyrone Davis from N.Y. Jets for past considerations | Ron Wolf |
| 10/07/97 | 1998 fifth-round draft choice (WR Corey Bradford) from Kansas City for LB Wayne Simmons | Ron Wolf |



Ron Wolf



Brett Favre

| | | |
|----------|--|--------------|
| 04/06/98 | Conditional 1999 draft choice (S Chris Akins , seventh round) from St. Louis for QB Steve Bono | Ron Wolf |
| 04/18/98 | 1998 first-round choice (DT Vonnie Holliday) from Miami for 1998 first- and second-round choices | Ron Wolf |
| 04/19/98 | 1998 sixth-round draft choice (S Scott McGarrahan) and 1999 sixth-round draft choice (later dealt back to Raiders) from Oakland for 1998 fifth-round draft choice | Ron Wolf |
| 04/23/98 | RB Glyn Milburn from Detroit for 1999 seventh-round draft choice | Ron Wolf |
| 05/13/98 | DE Vaughn Booker from Kansas City for DT Darius Holland | Ron Wolf |
| 08/21/98 | Past considerations from N.Y. Jets for K Brett Conway | Ron Wolf |
| 08/24/98 | DE/LS Paul Frase from Jacksonville for 1999 sixth-round draft choice | Ron Wolf |
| 08/30/98 | LB Seth Joyner to Denver for past considerations | Ron Wolf |
| 08/30/98 | 1999 seventh-round draft choice (WR Donald Driver) from Chicago Bears for RB Glyn Milburn | Ron Wolf |
| 09/29/98 | RB Darick Holmes from Buffalo for 1999 fourth-round draft choice | Ron Wolf |
| 04/18/99 | 1999 fifth-round draft choice (C Craig Heimburger) from Oakland for 1999 sixth-round draft choice and past considerations | Ron Wolf |
| 07/23/99 | 2001 seventh-round draft choice (later dealt to San Francisco) from St. Louis for LB Mike Morton | Ron Wolf |
| 08/21/99 | 2000 sixth-round draft choice (later traded to Seattle) from N.Y. Jets for QB Rick Mirer | Ron Wolf |
| 08/31/99 | 2000 seventh-round draft choice (DT Ron Moore) from Seattle for WR Derrick Mayes | Ron Wolf |
| 09/07/99 | 2001 fifth-round draft choice (later dealt back to 49ers) from San Francisco for CB Craig Newsome | Ron Wolf |
| 02/24/00 | LB David Bowers from Denver for 2001 seventh-round draft choice | Ron Wolf |
| 03/16/00 | TE Kaseem Sinceno from Philadelphia for TE Jeff Thomason | Ron Wolf |
| 04/15/00 | RB Ahman Green and 2000 fifth-round draft choice (WR/KR Joey Jamison) from Seattle for CB Fred Vinson and 2000 sixth-round draft choice | Ron Wolf |
| 04/16/00 | 2000 fourth-round draft choice (LB Na'il Diggs) from San Francisco for 2000 fourth- and fifth-round draft choices | Ron Wolf |
| 07/31/00 | LB K.D. Williams and 2001 third-round draft choice (later dealt to 49ers) from New Orleans for QB Aaron Brooks and TE Lamont Hall | Ron Wolf |
| 08/15/00 | LB Nate Wayne from Denver for 2001 fourth-round draft choice | Ron Wolf |
| 08/26/00 | CB/KR Allen Rossam from Philadelphia for 2001 fifth-round draft choice | Ron Wolf |
| 03/05/01 | 2001 first- (DE Jamal Reynolds) and third-round (LB Torrance Marshall) draft choices from Seattle for QB Matt Hasselbeck and 2001 first-round draft choice | Ron Wolf |
| 04/21/01 | 2001 second- (WR Robert Ferguson), third- (DB Bhawoh Jue) and fourth-round (G Bill Ferrario) draft choices from San Francisco for 2001 second-, third- and sixth-round draft choices, and Saints' 2001 third-round draft choice (Aaron Brooks trade) and Rams' 2001 seventh-round choice (Mike Morton trade) | Ron Wolf |
| 08/07/01 | TE Bobby Collins from Buffalo for DE David Bowers | Mike Sherman |
| 09/02/01 | DT Rod Walker from Tennessee for 2002 seventh-round draft choice | Mike Sherman |
| 03/11/02 | WR Terry Glenn from New England for 2002 fourth-round draft choice and conditional 2003 pick (fourth-round) | Mike Sherman |
| 04/20/02 | 2002 first-round choice (WR Javon Walker) and 2002 fifth-round draft choice (DL Aaron Kampman) from Seattle for 2002 first- and second-round draft choices | Mike Sherman |
| 02/28/03 | CB Al Harris and 2003 fourth-round draft choice from Philadelphia for 2003 second-round draft choice | Mike Sherman |
| 02/28/03 | 2004 sixth-round draft choice from Dallas for WR Terry Glenn | Mike Sherman |
| 09/03/04 | 2005 fifth- and sixth-round draft choices from Oakland for S Marques Anderson | Mike Sherman |
| 09/05/04 | Conditional 2006 draft choice to Miami for T/G Brad Bedell | Mike Sherman |
| | DE R-Kal Truluck from Kansas City for fifth- and sixth-round 2005 draft choices | Mike Sherman |
| 10/04/04 | QB J.T. O'Sullivan and 2005 second-round draft choice (S Nick Collins) from New Orleans for CB Mike McKenzie and 2006 conditional draft choice (sixth-round) | Mike Sherman |
| 09/03/05 | LB Robert Thomas from St. Louis for CB Chris Johnson | Ted Thompson |
| 04/29/06 | 2006 second-round draft choice from Denver for WR Javon Walker | Ted Thompson |
| 09/13/06 | RB Vernand Morency from Houston for RB Samkon Gado | Ted Thompson |
| 09/01/07 | RB Ryan Grant from New York Giants for 2008 sixth-round draft choice | Ted Thompson |
| 02/01/08 | 2008 second-round draft choice (QB Brian Brohm) from Cleveland for DT Corey Williams | Ted Thompson |
| 04/26/08 | 2008 second-round draft choice (WR Jordy Nelson) and fourth-round draft choice (later traded to N.Y. Jets) from N.Y. Jets for 2008 first-round draft choice | Ted Thompson |
| 08/06/08 | 2009 conditional draft choice (third-round) from New York Jets for QB Brett Favre | Ted Thompson |
| 04/13/09 | Future conditional draft choice (2011 seventh-round) from Carolina for LS J.J. Jansen | Ted Thompson |
| 04/25/09 | 2009 first-round draft choice (LB Clay Matthews) and fifth-round draft choice (T Jamon Meredith) from New England for 2009 second- and two third-round draft choices | Ted Thompson |
| 09/05/09 | S Derrick Martin from Baltimore Ravens for T Tony Moll | Ted Thompson |
| 10/18/10 | S Anthony Smith from Jacksonville Jaguars for future conditional draft choice | Ted Thompson |
| 09/03/11 | Future conditional draft choice (seventh-round) from N.Y. Jets for G Caleb Schlauderaff | Ted Thompson |
| 04/27/12 | 2012 second-round draft choice (DE Jerel Worthy) from Philadelphia for 2012 second- and fourth-round draft choices | Ted Thompson |
| 04/27/12 | 2012 second-round draft choice (CB Casey Hayward) from New England for 2012 third- and fifth-round draft choices | Ted Thompson |
| 04/29/16 | 2016 second-round draft choice (T Jason Spriggs) from Indianapolis for 2016 second-, fourth- and seventh-round draft choices | Ted Thompson |
| 04/27/17 | 2017 second-round draft choice (CB Kevin King) and fourth-round draft choice (LB Vince Biegel) from Cleveland for 2017 first-round draft choice | Ted Thompson |



Al Harris

FREE AGENTS SIGNED & LOST, 1989-2017

PLAN B FREE AGENTS, 1989-92

SIGNED

- 1989: **G Billy Ard**, **T Mike Arley**, NT Doug Bartlett, **WR Carl Bland**, P Maury Buford, **C Blair Bush**, **C James Campen**, LB Kurt Crain, **FB Michael Haddix**, RB Darryl Harris, RB Bobby Howard, LB Todd Howard, **CB Van Jakes**, TE Brent Novoselsky, K Kirk Roach, RB Jeff Smith, **TE John Spagnola**, **CB Mickey Sutton**, TE Gary Wilkins, NT Toby Williams.
- 1990: LB Aaron Chubb, LB Greg Clark, DE James Cribbs, TE Donnie Dee, RB Paul Frazier, TE William Harris, P Dale Hatcher, **CB Jerry Holmes**, WR Flip Johnson, LB M.L. Johnson, DL Shawn Miller, **WR Clarence Weathers**, C/G George Yarno.
- 1991: **T/G Louis Cheek**, **LB Greg Clark**, T/G Glenn Derby, CB Ventson Donelson, FB Derrick Douglas, **S Tim Hauck**, **T Scott Jones**, TE Brian Kinchen, **LB Kurt Larson**, **CB Roland Mitchell**, **FB Allen Rice**, **RB Vai Sikahema**, **QB Mike Tomczak**.

- 1992: **WR Sanjay Beach**, **CB Lewis Billups**, **LB Jeff Brady**, NT Frank Conover, LB Mike McDonald, **WR Kitrick Taylor**, T David Vaene, S Charles Washington, **S Adrian White**, **C/G Frank Winters**.



Winters

**players who made squad in bold*

LOST

- 1989: DE Alphonso Carreker (Denver), T Steve Collier (N.Y. Jets), RB Patrick Collins (Cleveland), RB Kenneth Davis (Buffalo), C Kani Kauhii (Phoenix), S Chris Mandeville (Washington), CB Gary Richard (Pittsburgh), T Tommy Robison (Atlanta).
- 1990: WR Aubrey Matthews (Detroit), S Ken Stills (Minnesota).
- 1991: TE Craig Hudson (Dallas), T Alan Veingrad (Dallas).
- 1992: WR Erik Affholter (San Diego), LB Reggie Burnette (Tampa Bay), C Blair Bush (L.A. Rams), T Steve Gabbard (Washington), WR Jeff Query (Houston), RB/KR Vai Sikahema (Philadelphia).

SIGNIFICANT ROOKIE FREE-AGENT SIGNINGS

| | | |
|------------------------|----|--------------------------|
| B Myrt Basing | 23 | Curly Lambeau |
| B/P Verne Lewellen | 24 | Curly Lambeau |
| QB Arnie Herber | 30 | Curly Lambeau |
| B Hank Bruder | 31 | Curly Lambeau |
| E Milt Gantenbein | 31 | Curly Lambeau |
| B Clarke Hinkle | 32 | Curly Lambeau |
| G/B Buckets Goldenberg | 33 | Curly Lambeau |
| B Bob Monnett | 33 | Curly Lambeau |
| HB Joe Laws | 34 | Curly Lambeau |
| E Don Hutson | 35 | Curly Lambeau |
| E Carl Mulleneaux | 38 | Curly Lambeau |
| FB Ted Fritsch | 42 | Curly Lambeau |
| *S Willie Wood | 60 | Vince Lombardi |
| DE Bob Brown | 66 | Vince Lombardi |
| TE Paul Coffman | 78 | Bart Starr |
| FB Jerry Ellis | 80 | Bart Starr |
| RB Harlan Huckleby | 80 | Bart Starr |
| S Mark Murphy | 80 | Bart Starr |
| LB Guy Prather | 81 | Bart Starr |
| LB Randy Scott | 81 | Bart Starr |
| K Al Del Greco | 84 | Forrest Gregg |
| DE Charles Martin | 84 | Forrest Gregg |
| TE Ed West | 84 | Forrest Gregg |
| P Don Bracken | 85 | Forrest Gregg |
| FB Paul Ott Carruth | 86 | Forrest Gregg |
| T/G Tom Neville | 86 | Forrest Gregg |
| T Alan Veingrad | 86 | Forrest Gregg |
| LB Mike Weddington | 86 | Forrest Gregg |
| NT John Jurkovic | 91 | Lindy Infante/Tom Braatz |
| LB George Koonce | 92 | Ron Wolf |
| P Craig Hentrich | 93 | Ron Wolf |
| CB Lenny McGill | 94 | Ron Wolf |
| QB Kurt Warner | 94 | Ron Wolf |
| DE Shannon Clavelle | 95 | Ron Wolf |
| LB Bernardo Harris | 95 | Ron Wolf |
| TE Jeff Thomason | 95 | Ron Wolf |
| CB/S Roderick Mullen | 96 | Ron Wolf |
| LB Lamont Hollingquest | 96 | Ron Wolf |
| WR Bill Schroeder | 97 | Ron Wolf |
| DT Billy Lyon | 98 | Ron Wolf |
| T Kevin Barry | 02 | Mike Sherman |
| RB Tony Fisher | 02 | Mike Sherman |
| DE Cullen Jenkins | 04 | Mike Sherman |
| S Atari Bigby | 05 | Ted Thompson |
| RB Samkon Gado | 05 | Ted Thompson |
| DE Jason Hunter | 06 | Ted Thompson |
| TE Spencer Havner | 06 | Ted Thompson |
| CB Tramon Williams | 06 | Ted Thompson |
| CB Sam Shields | 10 | Ted Thompson |
| LB Frank Zombo | 10 | Ted Thompson |
| S M.D. Jennings | 11 | Ted Thompson |
| LB Jamari Lattimore | 11 | Ted Thompson |
| T/G Don Barclay | 12 | Ted Thompson |
| WR Jarrett Boykin | 12 | Ted Thompson |
| G Lane Taylor | 13 | Ted Thompson |
| LB Jayrone Elliott | 14 | Ted Thompson |
| DT Mike Pennel | 14 | Ted Thompson |

| | | |
|---------------------|----|--------------|
| TE Justin Perillo | 14 | Ted Thompson |
| LB Joe Thomas | 14 | Ted Thompson |
| CB LaDarious Gunter | 15 | Ted Thompson |
| S Kentrell Brice | 16 | Ted Thompson |

*—wrote to Packers for tryout

NOTABLE VETERAN FREE-AGENT SIGNINGS

| | | |
|------------------------|------------------|--------------------------|
| T Cub Buck | 20 (Canton) | Curly Lambeau |
| C Jug Earp | 22 (Rock Island) | Curly Lambeau |
| E Lavvie Dilweg | 27 (Milw) | Curly Lambeau |
| FB Bo Molenda | 28 (NY Yankees) | Curly Lambeau |
| T Cal Hubbard | 29 (NYG) | Curly Lambeau |
| B J. (Blood) McNally | 29 (Pottsville) | Curly Lambeau |
| G Mike Michalske | 29 (NY Yankees) | Curly Lambeau |
| G/T Tiny Engbreetsen | 34 (Brooklyn) | Curly Lambeau |
| E Gary Knafelc | 54 (ChiC) | Lisle Blackburn |
| HB Jesse Whittenton | 58 (ChiB) | Ray McLean |
| QB Zeke Brattkowski | 63 (LARm) | Vince Lombardi |
| DB/P Jerry Norton | 63 (StLC) | Vince Lombardi |
| NT Jerry Boyarsky | 86 (Buf) | Forrest Gregg |
| S Tiger Greene | 86 (Atl) | Forrest Gregg |
| TE Clint Didier | 88 (Was) | Lindy Infante/Tom Braatz |
| WR Perry Kemp | 88 (CleB) | Lindy Infante/Tom Braatz |
| NT Bob Nelson | 88 (TB) | Lindy Infante/Tom Braatz |
| CB Ron Pitts | 88 (Buf) | Lindy Infante/Tom Braatz |
| QB Doug Pederson | 95 (Mia) | Ron Wolf |
| WR Don Beebe | 96 (Car) | Ron Wolf |
| LS Rob Davis | 97 (ChiB) | Ron Wolf |
| LB Hardy Nickerson | 02 (Jax) | Mike Sherman |
| TE Donald Lee | 05 (Mia) | Ted Thompson |
| WR Koren Robinson | 06 (Min) | Ted Thompson |
| LS Brett Goode | 08 (Jax) | Ted Thompson |
| LB Erik Walden | 10 (Mia) | Ted Thompson |
| LB Julius Peppers | 14 (ChiB) | Ted Thompson |
| TE Jared Cook | 16 (StLR) | Ted Thompson |
| CB Davon House | 17 (Jax) | Ted Thompson |
| TE Lance Kendrick | 17 (LaRm) | Ted Thompson |
| DT Ricky Jean Francois | 17 (Was) | Ted Thompson |

NOTABLE WAIVER ACQUISITIONS

| | | |
|--------------------|-----------|----------------|
| DB Doug Hart | 65 (StLC) | Vince Lombardi |
| FB Chuck Mercein | 67 (NYG) | Vince Lombardi |
| WR Jon Stagers | 71 (Pit) | Dan Devine |
| CB/RB Perry Smith | 73 (Oak) | Dan Devine |
| G Keith Uecker | 84 (Den) | Forrest Gregg |
| WR/KR Corey Harris | 92 (HouO) | Ron Wolf |
| WR Ron Lewis | 92 (SF) | Ron Wolf |
| NT Gilbert Brown | 93 (Min) | Ron Wolf |
| WR Anthony Morgan | 93 (ChiB) | Ron Wolf |
| T Gary Brown | 94 (Pit) | Ron Wolf |
| QB Jim McMahon | 96 (CleB) | Ron Wolf |
| K Ryan Longwell | 97 (SF) | Ron Wolf |
| CB Tod McCBride | 98 (Sea) | Ron Wolf |
| DT Grady Jackson | 03 (NO) | Mike Sherman |
| CB Jarrett Bush | 06 (Car) | Ted Thompson |
| FB John Kuhn | 07 (Pit) | Ted Thompson |
| DT Howard Green | 10 (NYJ) | Ted Thompson |
| P Jacob Schum | 16 (TB) | Ted Thompson |

UNRESTRICTED FREE AGENTS, 1993-2017

SIGNED

- 1993: WR Louis Clark (Seattle), WR Mark Clayton (Miami), G Harry Galbreath (Miami), T Tunch Ilkin (Pittsburgh), NT Bill Maas (Kansas City), S Mike Prior (Indianapolis), DE Reggie White (Philadelphia).
- 1994: RB Reggie Cobb (Tampa Bay), DE Sean Jones (Houston), G Guy McIntyre (San Francisco), LB Fred Strickland (Minnesota).
- 1995: None.
- 1996: WR Don Beebe (Carolina), LB Ron Cox (Chicago), DT Santana Dotson (Tampa Bay), WR/KR Desmond Howard (Jacksonville).
- 1997: S Brad Edwards (Atlanta), LS Harper LeBel (Atlanta), WR Qadry Ismail (Minnesota).
- 1998: DE Eric Curry (Tampa Bay), RB Raymont Harris (Chicago), P Sean Landeta (Tampa Bay), S Pat Terrell (Carolina), T Matt Willig (Atlanta).
- 1999: LB Anthony Davis (Kansas City), G/C Raseleigh McKenzie (San Diego), LB Mike Morton (Oakland).
- 2000: P Tom Hutton (Miami), DT Russell Maryland (Oakland), LB Mike Morton (St. Louis), DE John Thierry (Cleveland).
- 2001: None.
- 2002: DE Joe Johnson (New Orleans).
- 2003: FB Nick Luchey (Cincinnati), LB Hannibal Navies (Carolina), DE Chukie Nwokorie (Indianapolis), C/G Grey Ruegamer (New England).
- 2004: S Mark Roman (Cincinnati).
- 2005: G Adrian Klemm (New England), G Matt O'Dwyer (Tampa Bay).
- 2006: WR Marc Boerigter (Kansas City), S Marquand Manuel (Seattle), DT Ryan Pickett (St. Louis), LB Ben Taylor (Cleveland), CB Charles Woodson (Oakland).
- 2007: CB Frank Walker (N.Y. Giants).
- 2008: LB Brandon Chillar (St. Louis).
- 2009: C/G Duke Preston (Buffalo).
- 2010: None.
- 2011: None.
- 2012: DE Anthony Hargrove (Seattle), C Jeff Saturday (Indianapolis).
- 2013: None.
- 2014: None.
- 2015: None.
- 2016: None.
- 2017: TE Martellus Bennett (New England), Jahri Evans (New Orleans).

LOST

- 1993: S Chuck Cecil (Phoenix), T Tootie Robbins (New Orleans), RB Vince Workman (Tampa Bay).
- 1994: LB Tony Bennett (Indianapolis), G Doug Widell (Detroit).
- 1995: DT Matt Brock (N.Y. Jets), DE Don Davey (Jacksonville), S Tim Hauck (Denver), TE Reggie Johnson (Philadelphia), LB Bryce Paup (Buffalo), G Joe Sims (Philadelphia), RB Darrell Thompson (Chicago), TE Ed West (Indianapolis).
- 1996: QB Ty Detmer (Philadelphia), G Harry Galbreath (N.Y. Jets), NT John Jurkovic (Jacksonville), LB Fred Strickland (Dallas).
- 1997: WR/KR Desmond Howard (Oakland).
- 1998: RB Edgar Bennett (Chicago), CB Mark Collins (Seattle), CB Doug Evans (Carolina), P Craig Henrich (Tennessee), WR Terry Mickens (Oakland), S Eugene Robinson (Atlanta), G Aaron Taylor (San Diego), DE Gabe Wilkins (San Francisco).
- 1999: LB Lamont Hollinguez (Kansas City), RB Darick Holmes (Indianapolis), RB Travis Jervey (San Francisco), DT Bob Kuberski (Atlanta), P Sean Landeta (Philadelphia), CB/S Roderick Mullen (Carolina), QB Doug Pederson (Philadelphia), G Adam Timmerman (St. Louis).
- 2000: DE Vaughn Booker (Cincinnati), LB Keith McKenzie (Cleveland).
- 2001: LB Mike Morton (Indianapolis), G Ross Verba (Cleveland).
- 2002: WR Corey Bradford (Houston), S Billy Jenkins (Buffalo), CB/KR Allen Rossum (Atlanta), WR Bill Schroeder (Detroit), G/T Barry Stokes (Cleveland), DE John Thierry (Atlanta).
- 2003: DE Vonnie Holliday (Kansas City), DE/DT Billy Lyon (Minnesota), CB Tod McBride (Atlanta).
- 2004: P Josh Bidwell (Tampa Bay), S Antuan Edwards (Miami).
- 2005: S Bshawoh Jue (San Diego), G Marco Rivera (Dallas).
- 2006: RB Tony Fisher (St. Louis), C Mike Flanagan (Houston), LB Paris Lenon (Detroit), K Ryan Longwell (Minnesota), QB Craig Nall (Buffalo), G/C Grey Ruegamer (N.Y. Giants).
- 2007: DT Kendrick Allen (Cincinnati), RB Ahman Green (Houston), TE David Martin (Miami).
- 2008: CB Frank Walker (Baltimore).
- 2009: DT Colin Cole (Seattle).
- 2010: LB Aaron Kampman (Jacksonville).
- 2011: S Atari Bigby (Seattle), G Daryn Colledge (Arizona), FB Korey Hall (New Orleans), RB Brandon Jackson (Cleveland), DE Cullen Jenkins (Philadelphia), G/C Jason Spitz (Jacksonville), S Anthony Smith (Tennessee).
- 2012: QB Matt Flynn (Seattle), CB Pat Lee (Oakland), C Scott Wells (St. Louis).
- 2013: WR Greg Jennings (Minnesota), LB Erik Walden (Indianapolis).
- 2014: C/G Evan Dietrich-Smith (Tampa Bay), WR James Jones (Oakland), T Marshall Newhouse (Cincinnati), DE C.J. Wilson (Oakland).
- 2015: CB Davon House (Jacksonville), LB Jamari Lattimore (N.Y. Jets), CB Tramon Williams (Cleveland).
- 2016: CB Casey Hayward (San Diego), QB Scott Tolzien (Indianapolis).
- 2017: TE Jared Cook (Oakland), DB Micah Hyde (Buffalo), DE/LB Datone Jones (Minnesota), RB Eddie Lacy (Seattle), G T.J. Lang (Detroit), LB Julius Peppers (Carolina), C/G JC Tretter (Cleveland).

RESTRICTED FREE AGENTS, 1993-2017

SIGNED

1993-2017: None.

LOST

- 1993: QB Don Majkowski (Ind)
- 1994: TE Jackie Harris (TB)
- 1995: CB Corey Harris (Sea)
- 1996: WR Charles Jordan (Mia)
- 1998: RB Aaron Hayden (Phi)
- 2003: S Matt Bowen (Was)



Since the Packers signed landmark free agent DE Reggie White in 1993, Green Bay owns the NFL's second-best regular-season record at 245-138-1 (.639).

TRANSITION-PLAYER DESIGNATIONS (8)

- 1994: S LeRoy Butler
TE Jackie Harris
- 1995: S LeRoy Butler
- 1996: S LeRoy Butler
- 2000: S LeRoy Butler
- 2001: S LeRoy Butler
- 2003: DT Cletidus Hunt
- 2005: TE Bubba Franks

FRANCHISE-PLAYER DESIGNATIONS (5)

- 1998: RB Dorsey Levens
- 1999: WR Antonio Freeman
- 2004: T Chad Clifton
- 2008: DT Corey Williams
- 2010: DE Ryan Pickett



PACKERS

LAMBEAU FIELD

HALLOWED GROUND

One of the most revered stadiums in the country, Lambeau Field this year is hosting its 61st season of football.

A year-round destination venue enjoyed by Packers fans in a variety of ways on a daily basis, it underwent a dramatic facelift from 2000-03 that added a host of new amenities and attractions, carrying the glorious tradition and history of the Packers forward in the "like-new" Lambeau Field. Building upon that success, the venerable stadium recently completed a five-year expansion and renovation (2011-15) that saw the debut of the South End in 2013, a new section which closed the south end-zone structure and features approximately 7,000 new seats, including premium seating as well as sponsor and partner areas. Additionally, the stadium's main premium seating areas were updated in a two-year, \$55 million renovation project that was fully complete at the start of the 2017 season.

Featuring the only true "retro" look in the entire league, Lambeau Field through the redevelopment and recent expansion has maintained its heart – the original seating bowl. The same hallowed ground where many of the NFL's greatest moments have transpired continues to exist, a setting in which current players will create incredible memories in future years. Even with the changes over the past 15 years, Lambeau maintains its nostalgic and intimate feel with totally unobstructed sightlines. Permeated by history, tradition and mystique, the view from inside can be awe-inspiring.

What was once just a football stadium that fans could use only 10 days during the season is today a Packers cultural center that can be enjoyed throughout the year. Within the five-story Lambeau Field Atrium, located on the stadium's east side, is the Packers Pro Shop; corporate meeting and event facilities for up to 25 to 1,200 people; the Packers Hall of Fame; and a restaurant, 1919 Kitchen & Tap (see pages 610-612 for a full listing of the Atrium dining, entertainment and retail options).

Historic Lambeau Field is the longest continuously occupied stadium in the league – 15 years more than the next-closest venue, Arrowhead Stadium in Kansas City at 46 years. In pro sports as a whole, only the Boston Red Sox at Fenway Park (106 seasons) and the Chicago Cubs at Wrigley Field (104 seasons) have longer active home-field tenures.

HUMBLE BEGINNINGS

The stadium that enjoys iconic status today had very humble beginnings.

Originally built at a cost of \$960,000, an amount shared equally by the Packers Corporation and the city of Green Bay, the facility was financed by way of a bond issue that received 2-to-1 voter approval in a municipal referendum conducted April 3, 1956.

Located in southwest Green Bay, surrounded on three sides by the village of Ashwaubenon, Lambeau Field originally was built on farmland, purchased for \$73,305. The stadium's origi-

nal architect, Somerville Inc., favored the current site because it was sloped, making it perfect to build a bowl.

Dedicated as Green Bay City Stadium Sept. 29, 1957 – a day that 32,132 fans saw Green Bay topple the hated Chicago Bears, 21-17 – attendees included Vice President Richard Nixon and NFL Commissioner Bert Bell. In 1965, the facility was renamed Lambeau Field following the death of E.L. "Curly" Lambeau, the Packers' co-founder and first coach.

SEATING EXPANSIONS: 1961-95

Prior to the 2003 redevelopment, seven seating additions – all paid for by the Green Bay Packers Inc. – increased Lambeau's capacity from its original 32,154 to 38,669 in 1961, to 42,327 in 1963, to 50,852 in 1965 and to 56,263 in 1970. Construction of 72 initial suites in 1985 moved capacity to 56,926, and a 1990 addition of 36 boxes and 1,920 theatre-style club seats changed the number to 59,543. The seventh seating addition, a \$4.7 million project in 1995, put 90 more suites in the previously open north end zone, for the first time giving the stadium the feel of a complete bowl and upping capacity to 60,890.

MAJOR UPGRADES NEEDED

Even with Lambeau Field's numerous smaller-scale changes and improvements through the years, the stadium was becoming outdated in the 1990s with other new NFL stadiums coming online.

As a publicly owned team, the Packers must generate a significant amount of income from their home to remain competitive. Challenges with capacity, as well as the need for updated suites plus more club seats, restrooms and concessions, made redevelopment a necessity.

Faced with these challenges, the organization went to work in October 1999, assembling a plan to protect 80 years of Packers history and ensure the club's continued viability. After several feasibility studies and with overwhelming support for renovation, as opposed to building a new stadium, the redevelopment plan was determined as the proper course of action. Unleashed in January 2000, the plan ultimately won voter approval that September with the hard work of people committed to preserving Green Bay's unique franchise.

"Our fans overwhelmingly asked us to save Lambeau Field," then-President/CEO Bob Harlan said. "This plan accomplishes that while giving the Packers an economic base to build for the future in Green Bay. We want

this to be the No. 1 destination in Wisconsin. We're going to build a stadium that the rest of the National Football League wished it had."

Included in the redevelopment were more than 11,600 additional seats (the stadium's eighth addition), including roughly 6,600 more bowl seats, which increased Lambeau's capacity to 73,094 at the time. More than 4,000 of the seats were available for use during the 2002 season with construc-



LAMBEAU AT A GLANCE ...

- **Dedicated:** Sept. 29, 1957; Green Bay 21, Chicago Bears 17.
- **Capacity:** 81,441 (present)
73,094 in 2003
65,290 to 66,110 in 2002
60,890 in 2001
32,154 in 1957 (original seating)
- **Original name:** Green Bay City Stadium
- **Original cost:** \$960,000 (paid off in 1978)
- **Renamed:** Rededicated as Lambeau Field, Sept. 11, 1965, following death of Curly Lambeau the previous June.
- **Owner:** City of Green Bay and Green Bay/Brown County Professional Football Stadium District (operated/maintained by the team).
- **Field:** Installed in 2007, the top level of the field system is 12 inches of root-zone sand and Kentucky bluegrass turf. DD GrassMaster synthetic fibers are stitched into the surface, providing strength and stability to the field. Fibers extend approximately seven inches below the surface, are exposed approximately one inch above the surface and are spaced every three-quarters of an inch. Approximately 20 million individual stitches make up the process.
- **Heating system:** Installed in 2007 and contains more than 43 miles of radiant heating pipe, which can maintain a root-zone temperature of 55-plus degrees to keep the ground from freezing during the season's latter months. First system was put in by Vince Lombardi for 1967 season (failed during Ice Bowl).
- **Location:** 1265 Lombardi Ave., southwest Green Bay.
- **NFL Championship Games:** Three (1961, 1965 and 1967).
- **Packers' all-time record, Lambeau Field:**
Regular Season: 217-116-5 (.650)
Postseason: 16-5-0 (.762)
Overall: 233-121-5 (.657)



tion ongoing, and capacity fluctuated between 65,290 and 66,110 as the season progressed.

The main concourse, previously so narrow in some places that it had become a safety problem, also was expanded significantly in 2002. And a new, upper concourse, complete with concession stands and restrooms that increases the ease with which fans can move through the facility, fully debuted in 2003 with the project's completion after partial use in 2002.

Concession stands and restrooms were greatly expanded as well. Concession points of sale increased to 281 on the main and upper concourses alone, up from 186. The 2003 project increased the availability of women's restrooms from 180 to 556, and men's from 436 to 708.

The centerpiece of the redeveloped stadium is the Lambeau Field Atrium, a 376,000-square-foot, five-plus-story structure on the east side. MillerCoors, through a sponsorship that extends through the 2022 NFL season, is a partner with the Packers in the Atrium and is the sponsor of the area's main entrance gate, the Miller Lite Gate. Welcoming fans is a glass wall, facing Lombardi Avenue, measuring more than 180 feet long and 80 feet high. Additionally, in July 2002, all of the team's administrative and football-operations offices also relocated to within the Atrium.

Just outside the Atrium is the Robert E. Harlan Plaza, named in honor of the former team CEO (1989-2008). In the space are bronze statues of team founder Curly Lambeau and legendary coach Vince Lombardi. Sculpted by Julie Rotblatt-Amrany (Lombardi) and Omri Amrany (Lambeau) of the Fine Art Studio of Rotblatt-Amrany in Highland Park, Ill., each statue is 14 feet tall and sits atop three feet of steps and a four-foot base. Benches throughout the area make the plaza area a great place to sit and soak up the majesty of Lambeau Field.

The Packers' football facilities – a vital element in attracting players in today's ultra-competitive NFL – also were enhanced greatly by the stadium's redevelopment, debuting in time for the 2002 season. The centerpiece of these quarters is a breathtaking, 64-by-120-foot, football-shaped locker room with 64 stately wooden lockers. Another 38 lockers can be found in an adjoining, auxiliary locker room.

The football facilities also feature a much larger athletic training room with all of the latest therapy pools, as well as a permanent X-ray machine, individual position meeting rooms with theatre-style seating, a 150-plus-seat team auditorium, a

LAMBEAU FIELD UPGRADES

- Increase in stadium capacity to 81,441 in 2014.
 - Increase in stadium capacity from 60,890 in 2001 to 73,094 in 2003.
 - The Packers make 3,000 tickets available per game to Brown County residents 18 and over who do not hold season tickets; the program began in 2003.
 - The season-ticket waiting list, which currently stands at 131,000, continues to grow, despite approximately 9,700 names coming off the list since 2003.
- TICKETS**
- 168 state-of-the-art private suites featuring increased square footage and high-end custom finishes.
 - Club seating increased from 1,920 indoor seats to approximately 3,000 indoor and 3,000 outdoor seats.
 - An exclusive club level can be accessed by suite and club seat holders on game day. Available to the general public during the year for functions.
 - 20 Terrace Suites in South End feature 12 seats and indoor and outdoor areas.
 - Champions Club features 160 seats high above in the South End.
 - A two-year, \$55 million suite and club-seat area renovation project wrapped up in 2017.
- PREMIUM SEATING**
- Concession points of sale doubled (to almost 300).
 - Dramatic increase in number of restroom facilities.
 - Disabled seating increased from 56 to 876.
 - An upper concourse added and existing concourses widened.
 - Three new gates (Bellin Health, Shopko, American Family Insurance) added to better serve fans.
 - Enhanced Wi-Fi and cellular systems added in 2015.
- AMENITIES**

basketball court with a parquet wood floor, and a racquetball court.

Other benefits realized through the redevelopment project included a modern system of field lights that is more than eight times brighter than the previous stadium lights, and a new visiting-team locker room.

Also, a larger, more comfortable and modern press box that can seat in excess of 250 media members for a playoff game – positioned along the sidelines – debuted in 2002. In 2003, the press box was renamed "The Lee Remmel Press Box" in honor



2000-03 REDEVELOPMENT FINANCING

- Total cost: \$295 million
- Referendum passed by Brown County voters Sept. 12, 2000.
- \$160 million in bonds from half-cent sales tax in Brown County.
- \$9.1 million for stadium infrastructure improvements from the state of Wisconsin.
- \$125.9 million from the Packers, the city of Green Bay and the NFL...One-time seat-user fee (\$1,400 for seven-game "Green Package" ticket holders, \$600 for three-game "Gold Package" ticket holders) in 2001...Proceeds contributed from the 1997-98 stock sale and an NFL loan...Additionally, the club pledged to cover any project cost overruns in consideration of its authority to direct the design of the building and stadium construction.

of the late former newspaper sportswriter, Packers public relations director and team historian who had more than 60 years of close association with the organization.

Overall, the project took 32 months to complete and was completed on time – and on budget – with the Packers remaining in Green Bay to play all of their games.

FINANCING THE 2000-03 REDEVELOPMENT

A portion of the 2003 project's \$295-million financing came in the form of a half-cent sales tax in Brown County – where the Packers make their estimated nearly \$300 million annual economic impact – that supported more than \$160 million in bonding. Voters approved the support by county-wide referendum on Sept. 12, 2000. (The tax ended on Sept. 30, 2015.) The state of Wisconsin approved funding of an additional \$9.1 million for stadium-infrastructure improvements. The Packers, the city and the NFL contributed \$125.9 million from a one-time seat user fee (\$1,400 for seven-game "Green Package" ticket holders, \$600 for three-game "Gold Package" ticket holders, in 2001), proceeds from the 1997-98 stock sale and an NFL loan. And, the club pledged to cover any project cost overruns in consideration of its authority to direct the design of the building and stadium construction.

The Packers' contribution to the project ranked as the fifth highest in NFL history at that point. Tommy Thompson, Wisconsin governor at the time, signed into law enabling legislation May 13, 2000, in a ceremony held on the playing field. Later, on Jan. 3, 2001, the Green Bay/Brown County Professional Stadium District Board approved a new Lambeau Field 30-year lease agreement between the district, the Packers and the city of Green Bay. A groundbreaking ceremony, involving then-Governor Scott McCallum, area dignitaries and Packers officials and players, subsequently was held May 19, 2001.

TEAM BENEFITS FROM NEW REVENUE STREAMS

The Lambeau Field Atrium, with its many attractions, created an "entertainment district" at the legendary stadium, a concept pioneered at venues like Camden Yards in Baltimore and Progressive Field in Cleveland.

Revenue generated from the Packers Pro Shop, Packers Hall of Fame, 1919 Kitchen & Tap, the Atrium eateries and Lambeau Field events is essential to the Packers' long-term survival. In just the first year, with only the new Pro Shop open and several gate sponsorships sold (Oneida Nation, Verizon Wireless, Mills Fleet Farm and Associated Bank), the Packers' NFL revenue ranking for the fiscal year 2002-03 jumped to 10th, up from 20th the prior year. The strong financial

LONGEST CONTINUOUSLY OCCUPIED NFL STADIUMS

| Years | Current Name | Tenant | First NFL Game |
|-------|--------------------------|-----------------------|----------------|
| 61 | Lambeau Field | Green Bay Packers | 1957 |
| 46 | Arrowhead Stadium | Kansas City Chiefs | 1972 |
| 45 | Ralph Wilson Stadium | Buffalo Bills | 1973 |
| 43 | Mercedes-Benz Superdome* | New Orleans Saints | 1975 |
| 31 | Sun Life Stadium | Miami Dolphins | 1987 |
| 23 | EverBank Field | Jacksonville Jaguars | 1995 |
| | O.co Coliseum | Oakland Raiders | 1995 |
| 22 | Bank of America Stadium | Carolina Panthers | 1996 |
| 21 | FedExField | Washington Redskins | 1997 |
| 20 | M&T Bank Stadium | Baltimore Ravens | 1998 |
| | Raymond James Stadium | Tampa Bay Buccaneers | 1998 |
| 19 | FirstEnergy Stadium | Cleveland Browns | 1999 |
| | Nissan Stadium | Tennessee Titans | 1999 |
| 18 | Paul Brown Stadium | Cincinnati Bengals | 2000 |
| 17 | Heinz Field | Pittsburgh Steelers | 2001 |
| | Sports Authority Field | Denver Broncos | 2001 |
| 16 | Ford Field | Detroit Lions | 2002 |
| | Gillette Stadium | New England Patriots | 2002 |
| | NRG Stadium | Houston Texans | 2002 |
| | CenturyLink Field | Seattle Seahawks | 2002 |
| 15 | Lincoln Financial Field | Philadelphia Eagles | 2003 |
| | Soldier Field (new) | Chicago Bears | 2003 |
| 12 | Univ. of Phoenix S. | Arizona Cardinals | 2006 |
| 10 | Lucas Oil Stadium | Indianapolis Colts | 2008 |
| 9 | AT&T Stadium | Dallas Cowboys | 2009 |
| 8 | MetLife Stadium | N.Y. Giants/N.Y. Jets | 2010 |
| 4 | Levi's Stadium | San Francisco 49ers | 2014 |
| 2 | L.A. Coliseum | Los Angeles Rams | 2016 |
| | U.S. Bank Stadium | Minnesota Vikings | 2016 |
| 1 | StubHub Center | Los Angeles Chargers | 2017 |
| 1 | Mercedes-Benz Stadium | Atlanta Falcons | 2017 |

*New Orleans Saints played only preseason games at Superdome in 2005

performance continued during the ensuing fiscal years as all elements of the redeveloped stadium came online; the club's NFL revenue ranking has continued to be in the second quartile, allowing the team to continue delivering on its promise to the community and its fans – turning profitability into the preservation of the franchise and the stadium. The redevelopment's economic impact on the area has been positive as well; roughly 60 percent of the Lambeau Field events department's bookings come from outside Brown County, bringing in additional business to the Green Bay area. The Atrium already has events booked out to 2021.



2011-15 EXPANSION AND RENOVATION FINANCING


- Total cost: \$312 million for two phases; no funding from public tax money.
- The first phase, including the south end-zone expansion, sound and video upgrades, cost \$146 million and was funded by the Packers (\$64 million from the organization's fifth stock sale), an NFL loan (\$61 million) and a contribution from the stadium district (\$21 million).
- The second phase, including the Atrium renovations, cost \$166 million and was funded by the Packers (\$111 million through traditional financing) and an NFL loan (\$55 million).




1965



1985



Original concept,
1955



1974



2000

THE PLAYING SURFACE

In 2007, the Packers installed an entirely new playing surface, including a completely new drainage and heating system, bringing the latest technology in field management to the famous stadium. Chief to the system is DD GrassMaster, a natural-grass surface reinforced with man-made fibers. All existing levels of the field were removed and the new system began with a clay sub-grade level, compacted and graded (with a .6 percent slope), including drain tile, irrigation pipe and thermostat wiring for the heating system. The second level consists of 5½ inches of pea gravel. On top of the gravel layer is 43 miles of ¾-inch tubing for the heating system, which can maintain a root-zone temperature of 55-plus degrees to keep the ground from freezing during the season's latter months. Level three consists of 12 inches of root-zone sand and Kentucky bluegrass turf. DD GrassMaster's synthetic fibers are stitched into the surface, providing strength and stability to the field. Fibers extend approximately seven inches below the surface, are exposed approximately one inch above the surface, and are spaced every three-quarters of an inch. Approximately 20 million individual stitches make up the process. The slope equates to a crown of about 5½ inches on the new surface. To further enhance the surface, a system of grow lights is used in the fall to extend the growing season.

2011-15 EXPANSION AND RENOVATION

The 2011-15 expansion and renovation of Lambeau Field and the Atrium, a \$312 million project, began in 2011 with the installation of a distributed-audio system that delivers sound more consistently and evenly throughout the stadium bowl. The 2012 season featured new high-definition video boards in the end zones with displays four times larger than the old versions, as well as a new Bellin Health Gate on the north end of the stadium with an accompanying North Loft, a popular rooftop viewing platform located just beneath the scoreboard. The South End (opened in 2013) is served by the Shopko Gate with escalators and elevators to service the five levels of seating. The multiple sections feature amenities not previously available in Lambeau Field, from viewing platforms in the general seating areas for watching the action on the field, to indoor-outdoor suite configurations and inclusive meal arrangements in the premium and partner areas. Atrium renovation work included a larger Oneida Nation Gate with plaza (2013), a new east gate – the American Family Insurance Gate – with a 50-foot Lombardi Trophy replica, a new Packers Pro Shop and a redone Harlan Plaza with a new statue – the Lambeau Leap – that allows visitors to replicate the fan-favorite touchdown celebration (2014). The final Atrium components, completed in 2015, are a new Packers Hall of Fame and a new restaurant, 1919 Kitchen & Tap, on the main floor of the Atrium. Enhanced internet connections also were added in 2015 in the stadium and Atrium through upgrades in cellular and Wi-Fi systems.

Other fan-experience enhancements included a new concession-sales system (2012), further reducing the time fans are out of their seats, and another 30 points of sale (2013). The recent expansion also increased the number of men's and women's restrooms to 646 and 798, respectively.

In terms of seating capacity, the ninth addition brought approximately 7,600 new seats online for the 2013 season, putting capacity at 80,735. With the debut of standing-room-only areas in 2014, capacity of Lambeau Field now stands at 81,441, second only to New York's MetLife Stadium (82,500).

The football facilities also received an upgrade during the recent renovations. The main component is the Conditioning, Rehabilitation and Instructional Center (CRIC), which includes an indoor, 35-yard field that can be used for a variety of activities, including team walk-throughs, strength and conditioning work, and rehabilitation exercises for injured players. The new football facilities, located

LAMBEAU EXPANSIONS

Bowl Structure

- **1961:** Added 6,519 seats to 38,669.
- **1963:** Added 3,658 temporary bleacher seats to 42,327.
- **1965:** Removed 3,658 temporary bleacher seats and added 12,183 permanent seats to 50,852 (top left).
- **1970:** Added 5,411 seats to 56,263 (top right, in mid-1974 – fully enclosing stadium bowl).

Suites/Club Seats

- **1985:** Original 72 suites added 663 seats, increased capacity to 56,926.
- **1990:** Team spent \$8.263 million to erect 36 new suites and 1,920 club seats in south end zone; construction added 2,617 total seats and capacity increased to 59,543.
- **1995:** Packers spent \$4.7 million to enclose north end zone with 90 more suites; added 1,347 seats to increase capacity to 60,890.

Renovation/Redevelopment

- **2001-03:** The \$295 million project added 12,032 seats, pushing capacity to 73,094.
- **2014:** The \$146 million South End expansion in 2013 and addition of standing-room-only areas in 2014 raised capacity by 8,341 to put it at 81,441.

LONGEST ACTIVE HOMEFIELD TENURES, PRO SPORTS

| Years | Current Name | Tenant | First Game |
|-----------|----------------------|------------------------------------|-------------|
| 106 | Fenway Park | Boston Red Sox | 1912 |
| 104 | Wrigley Field | Chicago Cubs | 1914 |
| 61 | Lambeau Field | Green Bay Packers | 1957 |
| 56 | Dodger Stadium | Los Angeles Dodgers | 1962 |
| 52 | Angel Stadium | Los Angeles Angels | 1966 |
| 49 | Madison Sq. Garden | New York Knicks & New York Rangers | 1968 |



February 1957



June 1957



Sept. 29, 1957

underneath and adjacent to the Oneida Nation Gate, also include a weight room, team dining area, player resource and development area, and player lounge. The athletic training facilities also were enhanced with expanded treatment space and additional hydrotherapy pools.

In addition to the stadium and Atrium projects, premium seating areas recently underwent a two-year, \$55 million renovation project, which included the installation of operable windows in the suites and updated furniture and décor in the club-seat common areas. All updates were complete by the beginning of the 2017 season.

The **most recent project, not including the updates to the suites and club seats, cost \$312 million**, with no funding coming from public tax money. The first phase, including the South End expansion, sound and video upgrades, totaled \$146 million and was funded by the Packers (\$64 million from the organization's fifth stock sale), an NFL loan (\$61 million) and a contribution from the stadium district (\$21 million). The stadium district's user fee was updated in 2013 and set at \$2,100 for the "Green Package," and \$900 for the "Gold Package." The second phase, including the Atrium renovations, totaled \$166 million and was funded by the Packers (\$111 million through traditional financing) and an NFL loan (\$55 million).

LEGENDS ADORN THE FAÇADE

Also prominent within the stadium are the names of the 24 Packers players, coaches and contributors elected to the Pro Football Hall of Fame in Canton, Ohio. Ron Wolf, the team's general manager from 1992-2001, became the 23rd name recognized in the stadium on Nov. 15, 2015, in honor of his enshrinement. Brett Favre, the team's quarterback from 1992-2007, became the 24th name recognized on Oct. 16, 2016, in recognition of his enshrinement. The Packers' 13 NFL

ORIGINAL CONSTRUCTION

- **Proposal:** Momentum to build a new stadium started building in 1954. Fred Leicht, chairman of the Packers' grounds committee and a member of the executive committee since 1935, played a lead role in pushing for a new 32,000-seat stadium.
- **Referendum:** Passed April 3, 1956 (11,575 to 4,893), while community leaders continued debate over a site.
- **Site:** In late April 1956, the Packers hired an engineering company to study proposed locations. The company in July 1956 recommended the corner of Highland (now Lombardi) Avenue and Ridge Road.
- **Land:** City council purchased farmland owned by Victor and Florence Vannieuwenhoven in August 1956 for \$73,305.
- **Contract:** Awarded early in 1957, with groundbreaking as soon as weather permitted.
- **Time:** No longer than nine months, in time for 1957 opener.
- **Cost:** \$960,000 in municipal bonds; the Packers Corporation paid \$634,700 in interest and principal.



August 1957

championship seasons (south scoreboard) and six retired jersey numbers (north end zone) are displayed in the stadium as well. Favre's No. 4, which was retired July 18, 2015, during the Packers Hall of Fame induction banquet, was formally unveiled on the north end zone façade during a halftime ceremony on Nov. 26, 2015.

HOME-FIELD ADVANTAGE

Lambeau Field is among the NFL's toughest places to play. Green Bay holds a 157-47-1 (.768) regular-season record at Lambeau since 1992, plus a 11-5 mark in the playoffs, for an overall record of 168-52-1 (.762).

Even more imposing, the Packers under Head Coach Mike McCarthy have gone 64-17-1 (.787) in their past 82 regular-season games at Lambeau.

In the midst of nearly four full seasons at home without a defeat – prior to a 1998 Monday night loss to Minnesota, their last setback at Lambeau had come in the 1995 season opener – the Packers established the NFL's second-longest home winning streak (25). Only the Miami Dolphins (1971-74) have won more consecutive regular-season home games (27).

BUCKET-LIST DESTINATION

The NFL's longest-tenured venue, Lambeau easily ranks as one of the most recognized and envied locales in all of sports, a fact recognized in 1999 when *Sports Illustrated* named it the eighth-best facility in the world to watch sports – and the lone

THE LAMBEAU BOWL

One of Lambeau's special characteristics is its classic seating bowl, now exclusive to Green Bay. The bowl design, common in many traditional college football stadiums, remains virtually untouched following the \$295 million stadium renovation in 2003. Did you know ...

- The original architectural firm, Somerville Inc., favored the Lambeau construction site because it sloped, perfect for building a bowl.
- The bowl's outstanding sightlines are generally credited to Dick Gustafson, who worked closely with John Somerville during the design phase.
- Some of Gustafson's inspiration came from Michigan Stadium in Ann Arbor, where he went to college.
- Despite seating more than 62,713 (including an additional 6,601 from the recent renovation), the bowl still offers the NFL's highest percentage of great seats. Somerville credits that intimacy to the fact that the stadium was the first in the world designed exclusively for pro football.
- The original stadium district instructed Somerville to design a facility that could easily expand, and allow for off-season construction projects to be completed by August.
- The original wooden bleachers remained in place for 12 seasons. Workers replaced them with the now-iconic aluminum benches before the 1969 season.

NFL stadium to make the magazine's "Top 20" list. In 2007 and 2009, SI.com rated Lambeau Field as the No. 1 stadium experience in the NFL, as did *ESPN The Magazine* in 2009 and 2011-16. *USA Today* in 2015 also ranked it No. 1, calling it "the NFL's only historic gem, the only one that would appear on a sports bucket list." In 2017, FoxSports.com also named Lambeau Field the best stadium in the NFL, describing it as "the undisputed king of NFL stadiums."

LAMBEAU HOSTS COLLEGE SPORTS, CONCERTS, COMMUNITY EVENTS

Large-scale stadium events have included the Frozen Tundra Hockey Classic in February 2006, a Wisconsin Badgers-Ohio State Buckeyes matchup that drew 40,890 fans, the fourth-largest hockey crowd at the time. Two Kenny Chesney concerts (2011, and 2015 with Jason Aldean) and a 2017 Billy Joel concert each attracted more than 45,000 music lovers to the stadium. The Lambeau Field College Classic, presented by Carmex®, featuring LSU and Wisconsin in 2016, brought college football back to Lambeau Field and two passionate fan bases to Green Bay. The events were a financial boon to the local economy, with \$3 million (hockey), \$5 million (each concert) and \$13 million (college football) impacts. On the community front, the Atrium has regularly hosted free events. "Spooktacular Fun," a family Halloween event, takes place in October. Festival of Lights, a holiday-themed event in December, features a visit from Santa Claus and a 40-foot tree with 10,000 lights. March sees the Atrium welcome "Project

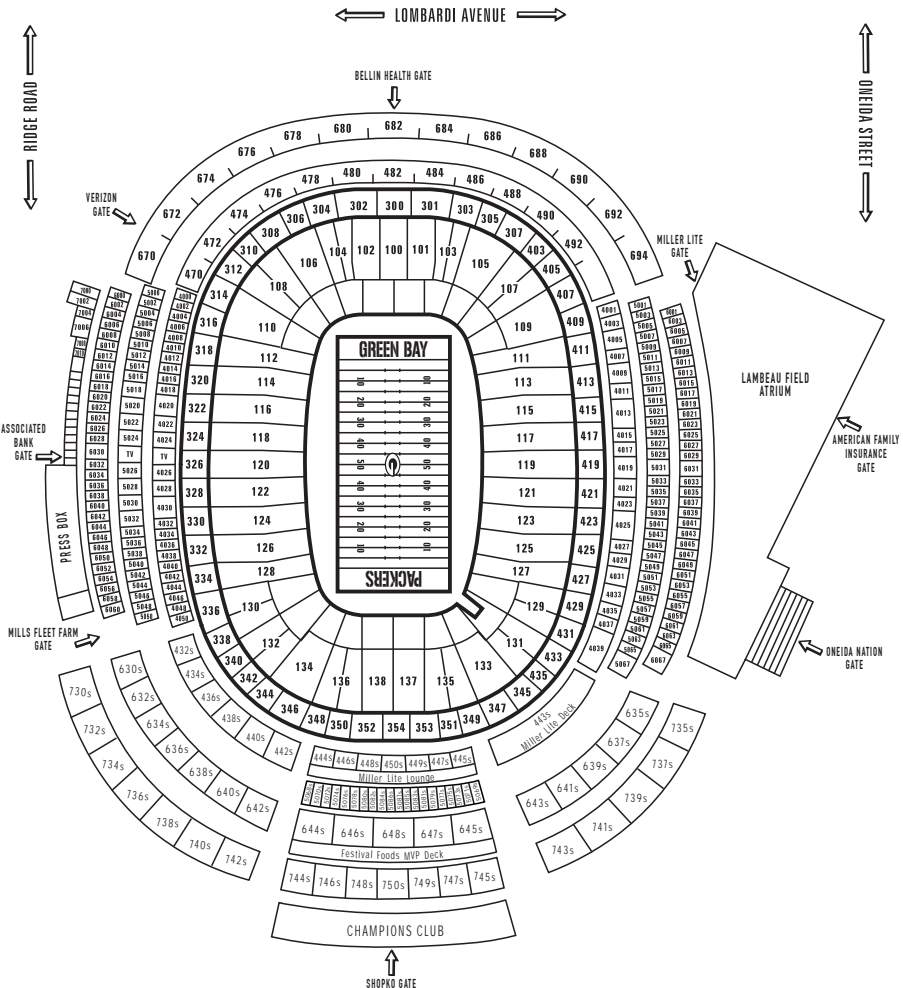
Play 60" – a day focused on kid-friendly physical activity. More than 20,000 residents enjoy the Atrium during these days.

IMPROVEMENTS TO OTHER FACILITIES

In the two decades prior to the start of the 2003 redevelopment project, the Packers organization itself had spent more than \$50 million on improvements to the stadium, the previous

2017 TICKET PRICES (Preseason / Regular season)

| | |
|---|---------------------------|
| Sections between 20-yard lines (115-124 and 322-330) | \$69 / \$129 |
| Sections from 20-yard line to end zone (109-114, 125-130, 314-320 and 332-338) | \$60 / \$115 |
| End-zone sections (100-108, 131-138, 303-312 and 340-354) | \$52 / \$102 |
| South End, 600 sections (630-643) | \$64 / \$119 |
| South End, 700 sections (730-750) | \$57 / \$112 |
| Suite tickets (4,000, 5,000, 6,000 Levels; Terrace Suites) | \$69 / \$129 |
| Indoor club seats (Sections 470-492 and 670-694) | \$131-136 / \$261-276 |
| Outdoor club seats (Sections 403-435) | \$131-\$193 / \$261-\$388 |
| Champions Club seats | \$188-\$194 / \$383-\$394 |



club administration building and training facilities, including construction of the original indoor practice structure in 1982 and its replacement, the Don Hutson Center, in 1994 at a cost of nearly \$4.7 million. In addition to Lambeau Field, DD GrassMaster surfaces were installed on practice fields – Clarke Hinkle Field in 2006 and Ray Nitschke Field in 2009 – with the latter surface including a heated portion that keeps the ground from freezing late in the season and affords the team the opportunity to practice outside. Nitschke Field also has a seating facility, erected in 2009, for fans attending training-camp practices.

STADIUM OWNERSHIP

Lambeau Field today is owned by the city of Green Bay, the Green Bay/Brown County Professional Football Stadium District and the Green Bay Packers. The stadium is operated by the Packers under a three-party lease with a primary term that runs through 2031. Retirement of the city's original \$960,000 debt from the stadium's initial construction in 1957 was celebrated at a mortgage-burning ceremony in May 1978.

TICKETS AND WAITING LIST

Sold out since 1960 and on a season-ticket basis since 1961 (326 consecutive regular-season games, not including replacement games, at the start of the 2017 season), Lambeau was not the Packers' only regular-season home until 1995. The team maintained two separate ticket packages after moving all games to Green Bay, eliminating four annual dates at Milwaukee County Stadium.


"Gold" ticket holders (made up primarily of former Milwaukee season patrons) have a three-game package consisting of the annual Midwest Shrine preseason contest plus the second and fifth regular-season home games each year. "Green" season customers (made up of original Green Bay ticket holders) have a seven-game package consisting of the annual Bishop's Charities preseason game and the remaining six regular-season contests.

The block of additional seats in 2003 helped the Packers remove roughly 3,600 names from their season-ticket waiting list – which at the start of the 2017 season had more than 131,000 names on it – between

both ticket packages. The 7,000-plus new seats in 2013 helped the Packers remove another 5,000 names from the list. Additionally, Brown County residents without season tickets have a chance to purchase 3,000 bowl tickets on a game-by-game basis; in 2016, 7,500 residents were randomly selected from a list and were able to purchase four tickets. Disabled-accessible seats also increased dramatically through both projects, rising from 56 to 756 in 2003, and to 876 currently.

18 MEMORABLE GAMES

- **Sept. 29, 1957:** Packers 21, Chi. Bears 17...New City Stadium is dedicated with Miss America, Vice President Richard Nixon and actor James Arness on hand...Babe Parilli hits Gary Knafelc on fourth-quarter TD pass.
- **Sept. 27, 1959:** Packers 9, Chi. Bears 6...Vince Lombardi wins his first game; gets carried off the field after team erases 6-0 fourth-quarter deficit with Jim Taylor touchdown and Dave Hanner safety.
- **Dec. 31, 1961:** Packers 37, N.Y. Giants 0...First NFL title game in Green Bay and Lombardi's first of five NFL crowns...Packers total 345 yards on league's No. 1 defense, led by Sam Huff.
- **Oct. 7, 1962:** Packers 9, Detroit 7...Herb Adderley's interception leads to Paul Hornung's game-winning field goal in the final seconds of "Run to Daylight" game...Biggest victory of the season for what is arguably Lombardi's best team.
- **Dec. 26, 1965:** Packers 13, Balt. Colts 10...In Western Conference Playoff, Green Bay wins first franchise overtime contest on Don Chandler's 25-yard field goal...Chandler ties the game with a controversial 22-yarder with 1:58 left in regulation...In 1966, the NFL raises its uprights.
- **Jan. 2, 1966:** Packers 23, Clev. Browns 12...In snowy 1965 NFL championship game, Taylor and Paul Hornung combine for 201 yards on the ground...Packers hold Jim Brown to 50 yards.
- **Dec. 31, 1967:** Packers 21, Dal. Cowboys 17...In -13 temperatures (-46 wind chill), Bart Starr scores on sneak in game's final minute, ending 12-play drive...Last NFL title game in Green Bay... "Ice Bowl" win sends Packers to AFL-NFL world championship game (Super Bowl II).
- **Sept. 7, 1980:** Packers 12, Chi. Bears 6...Chester Marcol catches his own blocked kick (by Alan Page) and runs 25 yards for game-winning touchdown six minutes into overtime...First overtime contest in Packers-Bears series, NFL's longest rivalry.
- **Jan. 8, 1983:** Packers 40, StL Cardinals 16...Lambeau hosts first postseason game in 15 years ("Super Bowl Tournament").
- **Oct. 17, 1983:** Packers 48, Washington 47...Teams combine for highest-scoring game in history of *Monday Night Football*, and rack up 1,025 yards...Mark Moseley misses FG as time expires.
- **Nov. 5, 1989:** Packers 14, Chi. Bears 13...Sterling Sharpe's 14-yard fourth-quarter touchdown catch knots contest with 32 seconds left, but official flags Don Majkowski for crossing line of scrimmage...Four minutes later, instant replay official Bill Parkinson overturns call.
- **Sept. 20, 1992:** Packers 24, Cincinnati 23...New acquisition Brett Favre comes off the bench to erase 20-7 fourth-quarter deficit, finds Kitrick Taylor for 35-yard touchdown with 13 seconds left.
- **Dec. 31, 1994:** Packers 16, Detroit 12...Fritz Shurmur's defense holds NFL rushing leader Barry Sanders to -1 yard on 13 attempts, and the Lions as a team to -4 yards, to advance in playoffs.
- **Jan. 12, 1997:** Packers 30, Carolina 13...With -17 wind chill, Green Bay wins NFC championship, earns first trip to Super Bowl in 29 years...The Packers rush for 201 yards.
- **Nov. 6, 2000:** Packers 26, Minnesota 20...Antonio Freeman makes incredible catch in rain, scores on 43-yard touchdown in overtime on *Monday Night Football*.
- **Jan. 4, 2004:** Packers 33, Seattle 27...Al Harris picks off Matt Hasselbeck and scores on 52-yard interception return, the first defensive touchdown in NFL sudden-death playoff history.
- **Jan. 12, 2008:** Packers 42, Seattle 20...Packers spot Seahawks 14-0 lead, then storm back to outscore visitors, 42-6, as heavy snow falls...Six TDs and 42 points both set team postseason records at the time.
- **Jan. 11, 2015:** Packers 26, Dallas 21...Packers rally from eight-point deficit in second half to defeat Cowboys in their first playoff visit to Lambeau since the fabled "Ice Bowl."



OTHER HOMES OF THE PACKERS, 1919-94



HAGEMEISTER PARK

The Packers maybe gained more cachet than one might expect of a first-year semipro football team in 1919, but the setting for their home games had a purely sandlot, pickup-game flavor.

There was no fence, no bleachers, no frills.

They simply played on an open field in Hagemeister Park (pictured below), a large public park located where Green Bay East High School and old City Stadium stand today and connected to Joannes Park.

There had been a ballpark in Hagemeister when Green Bay fielded a minor league baseball team from 1905-14, but it was torn down in the spring of 1918. That version was referred to as the League Ballgrounds or the W-I Ballpark. The latter was a derivative of the name of the minor league – Wisconsin-Illinois – that Green Bay was a part of from 1908-14.

Throughout the summer of 1919, local sports advocates bemoaned the absence of a ballpark in a city the size of Green Bay and worried that it might prevent East and West high schools from playing home games or, worse yet, fielding teams.

It was under that cloud that the Packers were formed. Yet they somehow managed to survive.

Their only way of making money was for co-founder and manager George Whitney Calhoun, with the help of others, to pass a hat during games. Fans walked the sidelines following the ball, even edging onto the field at times, and those who didn't would pull their Model-Ts up close to the action and watch from their front seat.

The next year, local typewriter salesman C.M. "Neil" Murphy took over as business manager of the Packers and led the effort to build a fence around the field. After getting approval and support from the property owners and others, Murphy invited fans to show up on a Saturday morning with hammers in hand and help build it.

But once the season ended, the contract called for the fence and bleachers to be torn down and the lumber to be returned to the

Indian Packing Co. In the spring of 1921, the ballpark was rebuilt on the same spot, with the same lumber and the same design.

When the Packers were admitted to the American Professional Football Association in August of that year, seating was expanded to about 3,500. The Packers played their games there that season and again in 1922.

PACKERS ATTENDANCE RECORDS

10 LARGEST HOME CROWDS

Green Bay (reg. season):

| | | |
|--------|------|----------|
| 78,526 | Det. | 11/15/15 |
| 78,481 | DaLC | 10/16/16 |
| 78,488 | ChiB | 11/26/15 |
| 78,437 | Ind. | 11/6/16 |
| 78,434 | SD | 10/18/15 |
| 78,433 | Sea. | 9/20/15 |
| 78,432 | StLR | 10/11/15 |
| 78,431 | NE | 11/30/14 |
| 78,412 | Min. | 1/3/16 |
| 78,408 | Det. | 12/28/14 |

Milwaukee (reg. season):

| | | |
|--------|------|----------|
| 55,592 | Min. | 11/26/89 |
| 55,256 | DaLC | 11/12/78 |
| 55,125 | Min. | 10/28/90 |
| 55,119 | Det. | 11/21/93 |
| 55,012 | Min. | 9/27/81 |
| 55,011 | Mia. | 9/11/94 |
| 54,995 | Det. | 11/6/94 |
| 54,983 | Sea. | 10/10/76 |
| 54,885 | Atl. | 12/18/94 |
| 54,776 | DaLC | 9/28/80 |

10 LARGEST ROAD CROWDS

| | | |
|--------|------|----------|
| 91,054 | DaLC | 12/15/13 |
| 90,535 | LARm | 12/11/55 |
| 89,295 | Was. | 10/31/04 |
| 87,760 | Was. | 10/10/10 |
| 83,943 | CleB | 9/18/66 |
| 82,137 | CleB | 12/7/69 |
| 80,558 | LARm | 10/21/73 |
| 80,365 | NYG | 11/25/12 |
| 79,281 | KC | 11/10/96 |
| 79,176 | Buf. | 10/30/88 |

LARGEST PLAYOFF CROWDS

| | | |
|---------|--------------------|---------------------------------------|
| 93,396 | @DaLC | 1/15/17 (2016 NFC Divisional Playoff) |
| 91,060 | Pit. (@ N. Texas) | 2/6/11 (Super Bowl XLV) |
| 81,367 | @Wash. | 1/10/16 (2015 NFC Wild Card Playoff) |
| *79,704 | DaLC (LF) | 1/11/15 (2014 NFC Divisional Playoff) |
| 77,549 | NYG (LF) | 1/8/17 (2016 NFC Wild Card Playoff) |
| 77,525 | SF (LF) | 1/5/14 (2013 NFC Wild Card Playoff) |
| 75,546 | Oak. (@ Miami) | 1/14/68 (Super Bowl II) |
| 74,152 | @ DaLC | 1/1/67 (1966 NFL Championship) |
| 72,740 | NYG (LF) | 1/20/08 (2007 NFC Championship) |
| 72,301 | NE (@ New Orleans) | 1/26/97 (Super Bowl XXXI) |
| 72,168 | Sea. (LF) | 1/12/08 (2007 NFC Divisional Playoff) |
| 72,080 | NYG (LF) | 1/15/12 (2011 NFC Divisional Playoff) |
| 71,548 | Min. (LF) | 1/5/13 (2012 NFC Wild Card Playoff) |
| 71,457 | Sea. (LF) | 1/4/04 (2003 NFC Wild Card Playoff) |

LARGEST PRESEASON CROWDS

| | | |
|--------|-------------------------------|---------|
| 92,753 | College All-Stars (@ Chicago) | 8/30/45 |
| 90,218 | @ Phi. | 9/13/45 |
| 85,532 | @ CleB | 8/30/69 |
| 84,918 | @ CleB | 9/7/68 |
| 84,567 | College All-Stars (@ Chicago) | 8/29/40 |
| 84,560 | College All-Stars (@ Chicago) | 9/1/37 |
| 84,236 | @ CleB | 9/2/67 |
| 83,736 | @ CleB | 9/5/64 |
| 83,118 | @ CleB | 9/4/65 |
| 78,184 | Den. (@ Madison, Wis.) | 8/23/99 |
| 78,087 | @ DaLC | 8/28/67 |
| 76,704 | NYG (@ Madison, Wis.) | 8/22/97 |
| 75,504 | @ DaLC | 8/20/66 |

*—All-time Packers home-attendance record

OTHER PACKERS ATTENDANCE RECORDS

| | |
|----------------------------------|------------------|
| Single Season, Total (16 games): | 1,191,205 (2013) |
| Single Season, Home: | 627,308 (2015) |
| Single Season, Road: | 567,628 (2013) |





BELLEVUE

When the Hagemeister ballpark was torn down in the spring of 1923 to make way for a new East High School, Bellevue Park (pictured above) was built across the East River on property owned by Hagemeister Products Co. (formerly Hagemeister Brewery). The ballpark was rushed to completion for the city's amateur baseball team and used by the Packers in 1923-24.

It's best remembered as the site of the first Packers-Bears game played in Green Bay on Oct. 14, 1923. The Packers also were tough to beat at Bellevue, compiling a 9-2-1 record.

But the seating capacity was no more than about 3,300, parking was inadequate and fans grumbled that it was located too far from downtown.



CITY STADIUM

One of the reasons Hagemeister Park was chosen as the site for East High was because of the space available for athletic fields. The school opened in 1924, and City Stadium (pictured below in 1946 and left) was finished the following year.

The Packers played there for 32 seasons and won six of their 13 NFL championships during that period, but never played a postseason game there.

The first game was an exhibition against the Iron Mountain All-Stars played Sept. 13, 1925, and Curly Lambeau was the star. The first NFL game was played a week later against the Hammond Pros.

The Packers played their last game there Nov. 18, 1956, and rookie quarterback Bart Starr made his first pro start. The game featured nine future Pro Football Hall of Famers, including Starr and fellow rookie Forrest Gregg.

In all, 87 players in the Hall of Fame, including 11 Packers, played in either a regular-season or preseason game there.

When City Stadium opened, it had seating for roughly 5,700. Its peak capacity was nearly 25,000.

Its most distinctive feature might have been a 400-foot-long, 12-foot-high and 17-inch-thick sandstone entranceway built in 1940 along the west end facing Baird Street. But other than the wall, City Stadium was made of wood and had become outdated well before the Packers abandoned it for Green Bay City Stadium, or what is now Lambeau Field, in 1957.





MILWAUKEE

State Fair Park, for 18 seasons, and County Stadium (pictured above in 1994 and below in 1993), for 42 seasons, were the Packers' primary homes in Milwaukee over the 62 straight years (1933-94) that they played there.

Even though the Packers weren't based in Milwaukee, fans there embraced them as their own. As a result, when the Packers stopped playing at an aging County Stadium following the 1994 season, they determined that Milwaukee ticketholders should be offered their same allotment each year for two designated regular-season games played at Lambeau Field.



THE PACKERS' SEVEN OTHER HOMES, 1919-94

GREEN BAY

■ **Hagemeister Park, 1919-22...** Large public park along the banks of the East River. Packers played here on an open field in 1919. Fans helped build a fence around the playing field so the Packers could charge admission in 1920, but the small wooden ballpark was torn down following the season. In the spring of 1921, a look-alike was built on the same spot and with the same lumber to serve Green Bay's amateur baseball team.

When the Packers were admitted in late August to what is now the NFL, seating was enlarged to about 3,500. The Packers played here for two seasons.

■ **Bellevue Park, 1923-24...** When the ballpark at Hagemeister was torn down in May 1923 to allow for construction of East High School, Bellevue Park was built in less than three weeks with the same lumber. It was rushed to completion to accommodate the local amateur baseball team. The land was owned by the Hagemeister Products Co. (formerly Hagemeister Brewery) and was located at what was then the end of Main Street... Site of the first Packers-Bears game played in Green Bay.

■ **City Stadium, 1925-56...** The Packers played here for 32 seasons... Made almost entirely of wood and expanded several times to reach peak capacity of roughly 25,000... Curly Lambeau starred in the first game here; Bart Starr made his first pro start in the last... Eleven Packers and 87 members, in all, in the Pro Football Hall of Fame played here in a regular-season or preseason game.

MILWAUKEE

■ **Borchert Field, 1933...** The Packers played one home game here in 1933. They played a non-league game here against Racine in 1921, one road game a year against the Milwaukee Badgers from 1922-26 and a non-league game against the Milwaukee Eagles in 1927... Named Athletic Park prior to 1928... Located on a city block bordered by Burieligh, Chambers, 8th and 7th streets.

■ **State Fair Park, 1934-51** (below in 1941)... Located in West Allis within the Wisconsin State Fairgrounds... In 1939, the Packers played host to an NFL Championship Game for the first time and selected State Fair Park as the site over City Stadium, triggering an outcry in Green Bay.

■ **Marquette Stadium, 1952...** Home to Marquette University football until the school dropped the sport following the 1960 season.

■ **County Stadium, 1953-94...** Home to baseball's Milwaukee Braves and Brewers... Off Interstate 94... Both benches were located along the east sideline... End zones ran north and south from the third base line to right field... Demolished to make way for Miller Park.



LAMBEAU FIELD ATRIUM

Key to making Lambeau Field a year-round destination venue is the 376,000-square-foot Lambeau Field Atrium, more than five stories high on the east side of the stadium.

Included within the Lambeau Field Atrium are a number of dining, entertainment and retail options for Packers fans of all ages. Free wireless internet access is available at the Atrium, too, for guests who want to use the internet while visiting a restaurant or taking part in a corporate event or meeting. The Atrium underwent a renovation, completed in August 2015, that enhances every visitor's experience.

PACKERS HALL OF FAME — The Packers and the Packers Hall of Fame Inc., a nonprofit corporation independent of the Packers, together host this special place. The Hall closed in late 2013 as part of the Atrium renovation project and reopened in August 2015 in a brand-new space located on the first and second floors of the Atrium. A tribute to the greatest story in sports, the new facility's design includes use of the latest technology, in addition to a treasure trove of artifacts, as a means to educate and inspire visitors about the rich history of the Packers, as well as the teams of today. From the team's

beginnings with Curly Lambeau to the dominating era of Vince Lombardi, the Hall takes visitors on a journey that includes all 24 Packers in the Pro Football Hall of Fame, 13 world championships, including four Super Bowls, and the 159 members of the Packers Hall of Fame.



LAMBEAU FIELD STADIUM TOURS

Highlighted by a walk through the team tunnel to the hallowed ground of Lambeau Field, stadium tours allow fans to experience the Packers' history-rich facility firsthand and see several behind-the-scenes areas. Outstanding photo opportunities await themselves throughout each tour. A limited number of tour tickets may be purchased online from 30 days up to 48 hours prior to the



tour date, but many tickets are also sold on a first-come, first-served basis for each day's available tours. A popular attraction, the stadium tour saw more than 172,000 visitors during the 2016-17 fiscal year.

Public access to the inside of Lambeau Field is available only through a tour. The stadium tour hotline is 920-569-7513, and schedules and tickets are available online at www.packers.com/lambeau-field/stadium-tours.html.

The NFL's most popular stadium tour also appears on itineraries of most fans; many of them schedule Lambeau Field and Packers training camp as their family's summer vacation.





1919 KITCHEN & TAP — Inspired by the local community and the rich history of the Green Bay Packers, the gastropub is a tribute to the year the team was organized and is located on the Atrium's main floor. Featuring industrial, yet warm and rustic finishes, the restaurant has copper beer lines and exposed brick, to complement Lambeau Field's welcoming, comfortable atmosphere.

The interior also includes several nods to Packers history. The restaurant offers a menu full of innovative approaches to old favorites, highlighting locally sourced ingredients to ensure the freshest seasonal foods. Guests enjoy a bar with 80 beer taps, featuring a wide variety of

selections, as well as an open-concept kitchen, which allows visitors to see and hear their food being prepared. An outdoor seating area is also available.

ATRIUM EATERIES — Two eateries located within the Lambeau Field Atrium will be open roughly 50 days per year for special events and on gamedays. They are:

- **DIGIORNO'S GOIN' DEEP PIZZA** — This Italian eatery offers individual fresh-baked pizzas and creative pasta dishes.

- **MEAT PACKING COMPANY** — A restaurant concept developed exclusively for Lambeau Field; overstuffed sandwiches, giant bratwursts and delicious desserts are featured on the menu.



LAMBEAU FIELD EVENTS — Lambeau Field, through the Atrium floor, Legends Club, North Loft, South End, Lee Remmel Press Box, Johnsonville Tailgate Village and indoor club space, is capable of handling every type of special event. From the important requirements of an elaborate corporate meeting to the extensive details of a wedding reception, the events department (920-569-7515) can coordinate any function with catering provided by nationally known and award-winning Delaware North. The Lambeau Field Atrium hosted more than 1,000 events – including several wedding receptions – during the 2016-17 fiscal year, welcoming more than 104,000 guests to the facility. Roughly 60 percent of the department's bookings come from outside of Brown County.



The Johnsonville Tailgate Village is a recently completed gameday and event space in the parking lot on the east side of the stadium.



PACKERS PRO SHOP — Owned and operated by the Packers, the Packers Pro Shop is not only a shopping destination, but also a Packers experience. The 21,500-square-foot store, which opened in July 2014, is double the size of the previous store and located in the lobby level spanning the entire north side of the Atrium. Two entrances welcome visitors, one with a six-foot scaled replica gameday helmet, the other with a 50-foot replica Lombardi Trophy. Inside, thousands of Packers items await, from clothing to special, unique items. The experience includes a wall of video monitors and extensive jersey and hat sections, among other design features.



OTHER ATRIUM EVENTS

In addition to the dining, entertainment, retail and special-event options, the Lambeau Field Atrium hosts a number of football-themed events, as well as community gatherings and activities each year.

COMMUNITY EVENTS — An obvious destination for football-related events and generally taking in Packers lore, the Lambeau Field Atrium also hosts a number of community events each year that draw thousands of people. Project Play 60, a March event, focuses on getting kids out of the house to enjoy non-strenuous physical activity. Spooktacular Fun, held in October, is a Halloween event that features interactive and entertaining activities, including sing-along music, magic, miming, clowns and jugglers. Festival of Lights, a holiday-themed event in December, features a visit from Santa Claus, cookie decorating, choirs and a 40-foot tree with 10,000 lights. In addition to those regularly scheduled events, other gatherings are held from time to time, including community send-offs for Green Bay's 127th National Guard Unit in 2005 and 2009.



FROZEN TUNDRA HOCKEY CLASSIC — Lambeau Field and the Atrium took on a hockey flavor the weekend of Feb. 10-12, 2006, as the team hosted the Frozen Tundra Hockey Classic, featuring the Wisconsin Badgers vs. the Ohio State Buckeyes. Among the weekend's highlights were a community skate (more than 3,000 participants took part, including guests from 18 different states), picture-taking with the Stanley Cup and Vince Lombardi trophies, an autograph session with the Badgers hockey team, and youth hockey sessions. The action culminated with a 4-2 Badgers victory in front of 40,890 fans. The attendance marked the fourth-largest hockey crowd to see a hockey game at that time. More than 1,300 hotel rooms were booked and the event brought in nearly \$3 million to the local economy.

LZ LAMBEAU — Lambeau Field hosted a "Welcome Home" weekend for Wisconsin's Vietnam veterans, Vietnam-era veterans and their families, May 20-22, 2010. Over the three days, 70,000 people took in speakers, exhibits, music and premiere segments from Wisconsin Public Television's Wisconsin Vietnam War Stories documentary. Other events during the weekend included The Moving Wall. The Packers partnered with the Wisconsin Department of Veterans Affairs, the Wisconsin Historical Society, Wisconsin Public Television and statewide veterans' organizations.



CONCERT TOURS — On June 11, 2011, Lambeau Field hosted its first major concert since the redevelopment was completed in 2003. More than 45,000 fans packed the stadium to take in Kenny Chesney, along with the Zac Brown Band, Billy Currington and Uncle Kracker. Chesney made a return visit on June 20, 2015, this time with Jason Aldean and others, and played to more than 50,000. On June 17, 2017, Lambeau Field welcomed legendary musician Billy Joel, who performed for more than 43,000 for his first-ever concert in Green Bay. The concerts, all held during weekends, attracted a wide variety of music fans of all ages to the Green Bay area and each made an impact of nearly \$5 million in the area.



WISCONSIN-LSU FOOTBALL — On Saturday, Sept. 3, 2016, the stadium went collegiate, hosting the Lambeau Field College Classic, presented by Carmex®, between the LSU Tigers and the Wisconsin Badgers. The contest marked the first college football game at the historic stadium since Nov. 19, 1983, when the St. Norbert College Green Knights defeated the Fordham University Rams, 18-9. The game had an economic impact of more than \$13 million, with fans from both contingents traveling to the area for the week and weekend of the game. In a thrilling finish, Wisconsin defeated LSU, 16-14, in front of a crowd of 77,823.



TITLETOWN DISTRICT

In August 2015, the Packers announced the details of the Tittletown District, the organization's development on nearly 45 acres of land west of Lambeau Field. Building upon the success of Lambeau Field's major redevelopment in 2003 and Atrium renovation in 2015, Tittletown will maximize its unique location to attract visitors, spur regional economic growth, offer amenities to residents and complement the greater Green Bay area's draw as an excellent location to live, work and play.

Central to Tittletown is a public park with year-round, diverse programming featuring fitness-related activities, cultural opportunities and versatile space for a variety of uses, in addition to festive gameday action. The main attraction is a winter tubing hill and dynamic ice-skating trail and pond, with the hill's slope serving as a roof over two buildings: a café and an event space. In warmer months, the hill's sloped green space provides a unique area for numerous activities. Tittletown's park also includes a plaza, an activity area, a playground and a sports field.

Tittletown is also home to LODGE KOHLER, a four-diamond hotel built and managed by Kohler Co.; a Bellin Health Sports Medicine Clinic; and Hinterland Restaurant and Brewery. These initial tenants are located on approximately eight acres of land in Tittletown and integrated around the public plaza.

Construction on Phase 1 of Tittletown is set to wrap up in the fall of 2017, with future development to include additional commercial and retail elements, as well as a residential component.

The Packers are investing approximately \$65 million in Tittletown, with a cumulative initial investment by all parties to be \$120-130 million.

For updates on Tittletown as the project progresses, please visit www.packers.com/tittletown.





PACKERS

MISCELLANEOUS

2017 LEAGUE SCHEDULE

WEEK 1 FOX-TV national weekend

Thursday, September 7

1 Kansas City at New England 8:30p (ET)

Sunday, September 10

2 N.Y. Jets at Buffalo 1:00p (ET)

3 Atlanta at Chicago 12:00p (CT)

4 Baltimore at Cincinnati 1:00p (ET)

5 Pittsburgh at Cleveland 1:00p (ET)

6 Arizona at Detroit 1:00p (ET)

7 Jacksonville at Houston 12:00p (CT)

8 Tampa Bay at Miami 1:00p (ET)

9 Oakland at Tennessee 12:00p (CT)

10 Philadelphia at Washington 1:00p (ET)

11 Indianapolis at L.A. Rams 1:05p (PT)

12 Seattle at Green Bay 3:25p (CT)

13 Carolina at San Francisco 1:25p (PT)

14 N.Y. Giants at Dallas 7:30p (CT)

Monday, September 11

15 New Orleans at Minnesota 6:10p (CT)

16 L.A. Chargers at Denver 8:20p (MT)

WEEK 2 FOX-TV national weekend

Thursday, September 14

17 Houston at Cincinnati 8:25p (ET)

Sunday, September 17

18 Cleveland at Baltimore 1:00p (ET)

19 Buffalo at Carolina 1:00p (ET)

20 Arizona at Indianapolis 1:00p (ET)

21 Tennessee at Jacksonville 1:00p (ET)

22 Philadelphia at Kansas City 12:00p (CT)

23 New England at New Orleans 12:00p (CT)

24 Minnesota at Pittsburgh 1:00p (ET)

25 Chicago at Tampa Bay 1:00p (ET)

26 Miami at L.A. Chargers 1:05p (PT)

27 N.Y. Jets at Oakland 1:05p (PT)

28 Dallas at Denver 2:25p (MT)

29 Washington at L.A. Rams 1:25p (PT)

30 San Francisco at Seattle 1:25p (PT)

31 Green Bay at Atlanta 8:30p (ET)**Monday, September 18**

32 Detroit at N.Y. Giants 8:30p (ET)

WEEK 3 CBS-TV national weekend

Thursday, September 21

33 L.A. Rams at San Francisco 5:25p (PT)

Sunday, September 24

34 Baltimore at Jacksonville (London) 2:30p (BST)

35 Denver at Buffalo 1:00p (ET)

36 New Orleans at Carolina 1:00p (ET)

37 Pittsburgh at Chicago 12:00p (CT)

38 Atlanta at Detroit 1:00p (ET)

39 Cleveland at Indianapolis 1:00p (ET)

40 Tampa Bay at Minnesota 12:00p (CT)

41 Houston at New England 1:00p (ET)

42 Miami at N.Y. Jets 1:00p (ET)

43 N.Y. Giants at Philadelphia 1:00p (ET)

44 Seattle at Tennessee 3:05p (CT)

45 Cincinnati at Green Bay 3:25p (CT)

46 Kansas City at L.A. Chargers 1:25p (PT)

47 Oakland at Washington 8:30p (ET)

Monday, September 25

48 Dallas at Arizona 5:30p (MST)

WEEK 4 CBS-TV national weekend

Thursday, September 28**49 Chicago at Green Bay 7:25p (CT)****Sunday, October 1**

50 New Orleans at Miami (London) 2:30p (BST)

51 Buffalo at Atlanta 1:00p (ET)

52 Pittsburgh at Baltimore 1:00p (ET)

53 Cincinnati at Cleveland 1:00p (ET)

54 L.A. Rams at Dallas 12:00p (CT)

55 Tennessee at Houston 12:00p (CT)

56 Detroit at Minnesota 12:00p (CT)

57 Carolina at New England 1:00p (ET)

58 Jacksonville at N.Y. Jets 1:00p (ET)

59 San Francisco at Arizona 1:05p (MST)

60 Philadelphia at L.A. Chargers 1:05p (PT)

61 N.Y. Giants at Tampa Bay 4:05p (ET)

62 Oakland at Denver 2:25p (MT)

63 Indianapolis at Seattle 5:30p (PT)

Monday, October 2

64 Washington at Kansas City 7:30p (CT)

WEEK 5 FOX-TV national weekend

*Open Date: Atlanta, Denver, New Orleans, Washington***Thursday, October 5**

65 New England at Tampa Bay 8:25p (ET)

Sunday, October 8

66 Buffalo at Cincinnati 1:00p (ET)

67 N.Y. Jets at Cleveland 1:00p (ET)

68 Carolina at Detroit 1:00p (ET)

69 San Francisco at Indianapolis 1:00p (ET)

70 Tennessee at Miami 1:00p (ET)

71 L.A. Chargers at N.Y. Giants 1:00p (ET)

72 Arizona at Philadelphia 1:00p (ET)

73 Jacksonville at Pittsburgh 1:00p (ET)

74 Seattle at L.A. Rams 1:05p (PT)

75 Baltimore at Oakland 1:05p (PT)

76 Green Bay at Dallas 3:25p (CT)

77 Kansas City at Houston * 7:30p (CT)

Monday, October 9

78 Minnesota at Chicago 7:30p (CT)

WEEK 6 CBS-TV national weekend

*Open Date: Buffalo, Cincinnati, Dallas, Seattle***Thursday, October 12**

79 Philadelphia at Carolina 8:25p (ET)

Sunday, October 15

80 Miami at Atlanta 1:00p (ET)

81 Chicago at Baltimore 1:00p (ET)

82 Cleveland at Houston 12:00p (CT)

83 Green Bay at Minnesota 12:00p (CT)

84 Detroit at New Orleans 12:00p (CT)

85 New England at N.Y. Jets 1:00p (ET)

86 San Francisco at Washington 1:00p (ET)

87 Tampa Bay at Arizona 1:05p (MST)

88 L.A. Rams at Jacksonville 4:05p (ET)

89 Pittsburgh at Kansas City 3:25p (CT)

90 L.A. Chargers at Oakland 1:25p (PT)

91 N.Y. Giants at Denver * 6:30p (MT)

Monday, October 16

92 Indianapolis at Tennessee 7:30p (CT)

Open Date: Detroit, Houston

| | |
|--|-------------|
| Thursday, October 19 | |
| 93 Kansas City at Oakland | 5:25p (PT) |
| Sunday, October 22 | |
| 94 Tampa Bay at Buffalo | 1:00p (ET) |
| 95 Carolina at Chicago | 12:00p (CT) |
| 96 Tennessee at Cleveland | 1:00p (ET) |
| 97 New Orleans at Green Bay . . . 12:00p (CT) | |
| 98 Jacksonville at Indianapolis | 1:00p (ET) |
| 99 Arizona at L.A. Rams (London) | 6:00p (BST) |
| 100 N.Y. Jets at Miami | 1:00p (ET) |
| 101 Baltimore at Minnesota | 12:00p (CT) |
| 102 Cincinnati at Pittsburgh | 1:00p (ET) |
| 103 Dallas at San Francisco | 1:05p (PT) |
| 104 Denver at L.A. Chargers | 1:25p (PT) |
| 105 Seattle at N.Y. Giants | 4:25p (ET) |
| 106 Atlanta at New England * | 8:30p (ET) |

Monday, October 23

| | |
|--------------------------------|------------|
| 107 Washington at Philadelphia | 8:30p (ET) |
|--------------------------------|------------|

WEEK 8 FOX-TV national weekend

Open Date: Arizona, Green Bay, Jacksonville, L.A. Rams, N.Y. Giants, Tennessee

| | |
|-------------------------------------|-------------|
| Thursday, October 26 | |
| 108 Miami at Baltimore | 8:25p (ET) |
| Sunday, October 29 | |
| 109 Minnesota at Cleveland (London) | 1:30p (GMT) |
| 110 Oakland at Buffalo | 1:00p (ET) |
| 111 Indianapolis at Cincinnati | 1:00p (ET) |
| 112 L.A. Chargers at New England | 1:00p (ET) |
| 113 Chicago at New Orleans | 12:00p (CT) |
| 114 Atlanta at N.Y. Jets | 1:00p (ET) |
| 115 San Francisco at Philadelphia | 1:00p (ET) |
| 116 Carolina at Tampa Bay | 1:00p (ET) |
| 117 Houston at Seattle | 1:05p (PT) |
| 118 Dallas at Washington | 4:25p (ET) |
| 119 Pittsburgh at Detroit * | 8:30p (ET) |

Monday, October 30

| | |
|---------------------------|------------|
| 120 Denver at Kansas City | 7:30p (CT) |
|---------------------------|------------|

WEEK 9 CBS-TV national weekend

Open Date: Chicago, Cleveland, L.A. Chargers, Minnesota, New England, Pittsburgh

| | |
|--------------------------------|-------------|
| Thursday, November 2 | |
| 121 Buffalo at N.Y. Jets | 8:25p (ET) |
| Sunday, November 5 | |
| 122 Atlanta at Carolina | 1:00p (ET) |
| 123 Indianapolis at Houston | 12:00p (CT) |
| 124 Cincinnati at Jacksonville | 1:00p (ET) |
| 125 Tampa Bay at New Orleans | 12:00p (CT) |
| 126 L.A. Rams at N.Y. Giants | 1:00p (ET) |
| 127 Denver at Philadelphia | 1:00p (ET) |
| 128 Baltimore at Tennessee | 12:00p (CT) |
| 129 Arizona at San Francisco | 1:05p (PT) |
| 130 Washington at Seattle | 1:05p (PT) |
| 131 Kansas City at Dallas | 3:25p (CT) |
| 132 Oakland at Miami * | 8:30p (ET) |

Monday, November 6

| | |
|--|--|
| 133 Detroit at Green Bay 7:30p (CT) | |
|--|--|

WEEK 10 FOX-TV national weekend

Open Date: Baltimore, Kansas City, Oakland, Philadelphia

| | |
|---|-------------|
| Thursday, November 9 | |
| 134 Seattle at Arizona | 6:25p (MST) |
| Sunday, November 12 | |
| 135 New Orleans at Buffalo | 1:00p (ET) |
| 136 Green Bay at Chicago 12:00p (CT) | |
| 137 Cleveland at Detroit | 1:00p (ET) |
| 138 Pittsburgh at Indianapolis | 1:00p (ET) |
| 139 L.A. Chargers at Jacksonville | 1:00p (ET) |
| 140 N.Y. Jets at Tampa Bay | 1:00p (ET) |
| 141 Cincinnati at Tennessee | 12:00p (CT) |
| 142 Minnesota at Washington | 1:00p (ET) |
| 143 Houston at L.A. Rams | 1:05p (PT) |
| 144 Dallas at Atlanta | 4:25p (ET) |
| 145 N.Y. Giants at San Francisco | 1:25p (PT) |
| 146 New England at Denver * | 6:30p (MT) |
| Monday, November 13 | |
| 147 Miami at Carolina | 8:30p (ET) |

Open Date: Carolina, Indianapolis, Miami, N.Y. Jets, San Francisco, Tampa Bay

| | |
|---|-------------|
| Thursday, November 16 | |
| 148 Tennessee at Pittsburgh | 8:25p (ET) |
| Sunday, November 19 | |
| 149 Detroit at Chicago | 12:00p (CT) |
| 150 Jacksonville at Cleveland | 1:00p (ET) |
| 151 Baltimore at Green Bay 12:00p (CT) | |
| 152 Arizona at Houston | 12:00p (CT) |
| 153 L.A. Rams at Minnesota | 12:00p (CT) |
| 154 Washington at New Orleans | 12:00p (CT) |
| 155 Kansas City at N.Y. Giants | 1:00p (ET) |
| 156 Buffalo at L.A. Chargers | 1:05p (PT) |
| 157 Cincinnati at Denver | 2:25p (MT) |
| 158 New England at Oakland (Mexico City) | 3:25p (CT) |
| 159 Philadelphia at Dallas * | 7:30p (CT) |

Monday, November 20

| | |
|------------------------|------------|
| 160 Atlanta at Seattle | 5:30p (PT) |
|------------------------|------------|

WEEK 12 CBS-TV national weekend

Thursday, November 23

| | |
|-------------------------------|-------------|
| 161 Minnesota at Detroit | 12:30p (ET) |
| 162 L.A. Chargers at Dallas | 3:30p (CT) |
| 163 N.Y. Giants at Washington | 8:30p (ET) |

Sunday, November 26

| | |
|---|-------------|
| 164 Tampa Bay at Atlanta | 1:00p (ET) |
| 165 Cleveland at Cincinnati | 1:00p (ET) |
| 166 Tennessee at Indianapolis | 1:00p (ET) |
| 167 Buffalo at Kansas City | 12:00p (CT) |
| 168 Miami at New England | 1:00p (ET) |
| 169 Carolina at N.Y. Jets | 1:00p (ET) |
| 170 Chicago at Philadelphia | 1:00p (ET) |
| 171 New Orleans at L.A. Rams | 1:05p (PT) |
| 172 Seattle at San Francisco | 1:05p (PT) |
| 173 Jacksonville at Arizona | 2:25p (MST) |
| 174 Denver at Oakland | 1:25p (PT) |
| 175 Green Bay at Pittsburgh * 8:30p (ET) | |

Monday, November 27

| | |
|--------------------------|------------|
| 176 Houston at Baltimore | 8:30p (ET) |
|--------------------------|------------|

WEEK 13 FOX-TV national weekend

Thursday, November 30

| | |
|--------------------------|------------|
| 177 Washington at Dallas | 7:25p (CT) |
|--------------------------|------------|

Sunday, December 3

| | |
|---|-------------|
| 178 Minnesota at Atlanta | 1:00p (ET) |
| 179 Detroit at Baltimore | 1:00p (ET) |
| 180 New England at Buffalo | 1:00p (ET) |
| 181 San Francisco at Chicago | 12:00p (CT) |
| 182 Tampa Bay at Green Bay 12:00p (CT) | |
| 183 Indianapolis at Jacksonville | 1:00p (ET) |
| 184 Denver at Miami | 1:00p (ET) |
| 185 Carolina at New Orleans | 12:00p (CT) |
| 186 Kansas City at N.Y. Jets | 1:00p (ET) |
| 187 Houston at Tennessee | 12:00p (CT) |
| 188 Cleveland at L.A. Chargers | 1:05p (PT) |
| 189 L.A. Rams at Arizona | 2:25p (MST) |
| 190 N.Y. Giants at Oakland | 1:25p (PT) |
| 191 Philadelphia at Seattle * | 5:30p (PT) |

Monday, December 4

| | |
|------------------------------|------------|
| 192 Pittsburgh at Cincinnati | 8:30p (ET) |
|------------------------------|------------|

WEEK 14 FOX-TV national weekend

Thursday, December 7

| | |
|----------------------------|------------|
| 193 New Orleans at Atlanta | 8:25p (ET) |
|----------------------------|------------|

Sunday, December 10

| | |
|--|-------------|
| 194 Indianapolis at Buffalo | 1:00p (ET) |
| 195 Minnesota at Carolina | 1:00p (ET) |
| 196 Chicago at Cincinnati | 1:00p (ET) |
| 197 Green Bay at Cleveland 1:00p (ET) | |
| 198 San Francisco at Houston | 12:00p (CT) |
| 199 Seattle at Jacksonville | 1:00p (ET) |
| 200 Oakland at Kansas City | 12:00p (CT) |
| 201 Detroit at Tampa Bay | 1:00p (ET) |
| 202 Tennessee at Arizona | 2:05p (MST) |
| 203 N.Y. Jets at Denver | 2:05p (MT) |
| 204 Washington at L.A. Chargers | 1:05p (PT) |
| 205 Philadelphia at L.A. Rams | 1:25p (PT) |
| 206 Dallas at N.Y. Giants | 4:25p (ET) |
| 207 Baltimore at Pittsburgh * | 8:30p (ET) |
| Monday, December 11 | |
| 208 New England at Miami | 8:30p (ET) |

WEEK 15

CBS-TV national weekend

Thursday, December 14

209 Denver at Indianapolis 8:25p (ET)

Saturday, December 16

210 Chicago at Detroit 4:30p (ET)

211 L.A. Chargers at Kansas City 7:25p (CT)

Sunday, December 17

212 Miami at Buffalo 1:00p (ET)

213 **Green Bay at Carolina** 1:00p (ET)

214 Baltimore at Cleveland 1:00p (ET)

215 Houston at Jacksonville 1:00p (ET)

216 Cincinnati at Minnesota 12:00p (CT)

217 N.Y. Jets at New Orleans 12:00p (CT)

218 Philadelphia at N.Y. Giants 1:00p (ET)

219 Arizona at Washington 1:00p (ET)

220 L.A. Rams at Seattle 1:05p (PT)

221 New England at Pittsburgh 4:25p (ET)

222 Tennessee at San Francisco 1:25p (PT)

223 Dallas at Oakland * 5:30p (PT)

Monday, December 18

224 Atlanta at Tampa Bay 8:30p (ET)

WEEK 16

FOX-TV national weekend

Saturday, December 23

225 Indianapolis at Baltimore 4:30p (ET)

226 **Minnesota at Green Bay** 7:30p (CT)**Sunday, December 24**

227 Tampa Bay at Carolina 1:00p (ET)

228 Cleveland at Chicago 12:00p (CT)

229 Detroit at Cincinnati 1:00p (ET)

230 Miami at Kansas City 12:00p (CT)

231 Buffalo at New England 1:00p (ET)

232 Atlanta at New Orleans 12:00p (CT)

233 L.A. Chargers at N.Y. Jets 1:00p (ET)

234 L.A. Rams at Tennessee 12:00p (CT)

235 Denver at Washington 1:00p (ET)

236 Jacksonville at San Francisco 1:05p (PT)

237 N.Y. Giants at Arizona 2:25p (MST)

238 Seattle at Dallas 3:25p (CT)

Monday, December 25

239 Pittsburgh at Houston 3:30p (CT)

240 Oakland at Philadelphia 8:30p (ET)

WEEK 17

CBS-TV and FOX-TV national weekend

Sunday, December 31

241 Carolina at Atlanta 1:00p (ET)

242 Cincinnati at Baltimore 1:00p (ET)

243 **Green Bay at Detroit** 1:00p (ET)

244 Houston at Indianapolis 1:00p (ET)

245 Buffalo at Miami 1:00p (ET)

246 Chicago at Minnesota 12:00p (CT)

247 N.Y. Jets at New England 1:00p (ET)

248 Washington at N.Y. Giants 1:00p (ET)

249 Dallas at Philadelphia 1:00p (ET)

250 Cleveland at Pittsburgh 1:00p (ET)

251 New Orleans at Tampa Bay 1:00p (ET)

252 Jacksonville at Tennessee 12:00p (CT)

253 Kansas City at Denver 2:25p (MT)

254 Oakland at L.A. Chargers 1:25p (PT)

255 San Francisco at L.A. Rams 1:25p (PT)

256 Arizona at Seattle 1:25p (PT)

*Flexible scheduling moves will be announced at least 12 days before games in Weeks 5-15. In Week 17, the flexible scheduling move will be announced at least six days before the game. Flexible scheduling will ensure quality matchups on Sunday night in those weeks and give "surprise" teams a chance to play their way on to primetime.

COMMON OPPONENTS WITHIN DIVISION

At the NFL Spring Meeting on May 22, 2001, in Rosemont, Ill., NFL owners unanimously approved realignment, coinciding with the Houston Texans' 2002 debut. The 32-team league calls for a harmonic scheduling rotation, in comparison with awkward formulas used in previous seasons. Each team within a division now plays 14 common opponents, as follows:

- Each team plays home and away against its three division opponents (six games).
- Each team plays the four teams from another division within its conference on a rotating three-year cycle (four games).
- Each team plays the four teams from a division in the other conference on a rotating four-year cycle (four games).
- Each team plays a pair of intraconference games based on the prior year's standings (two games), i.e., first-place teams in a division will play against the first-place teams from another division within the same conference, etc. (two games).

NATIONAL TELEVISION**REGULAR SEASON - ALL TIMES P.M. (ET)**

Thursday, Sept. 7 Kansas City at New England (NBC) 8:30

Sunday, Sept. 10 N.Y. Giants at Dallas (NBC) 8:30

Monday, Sept. 11 New Orleans at Minnesota (ESPN) 7:10

L.A. Chargers at Denver (ESPN) 10:20

Houston at Cincinnati (NFLN) 8:25

Thursday, Sept. 14 **Green Bay at Atlanta (NBC)** 8:30

Monday, Sept. 18 Detroit at N.Y. Giants (ESPN) 8:30

Thursday, Sept. 21 L.A. Rams at San Francisco (NFLN) 8:25

Sunday, Sept. 24 Baltimore at Jacksonville (London, TBD) 9:30a

Oakland at Washington (NBC) 8:30

Dallas at Arizona (ESPN) 8:30

Monday, Sept. 25

Thursday, Sept. 28 **Chicago at Green Bay (CBS/NFLN/Amazon)** 8:25

Sunday, Oct. 1 New Orleans at Miami (London, FOX) 9:30a

Indianapolis at Seattle (NBC) 8:30

Monday, Oct. 2 Washington at Kansas City (ESPN) 8:30

Thursday, Oct. 5 New England at Tampa Bay (CBS/NFLN/Amazon) 8:25

Sunday, Oct. 8 Kansas City at Houston (NBC)* 8:30

Monday, Oct. 9 Minnesota at Chicago (ESPN) 8:30

Thursday, Oct. 12 Philadelphia at Carolina (CBS/NFLN/Amazon) 8:25

Sunday, Oct. 15 N.Y. Giants at Denver (NBC)* 8:30

Monday, Oct. 16 Indianapolis at Tennessee (ESPN) 8:30

Thursday, Oct. 19 Kansas City at Oakland (CBS/NFLN/Amazon) 8:25

Sunday, Oct. 22 Arizona at L.A. Rams (London, FOX) 1:00

Atlanta at New England (NBC)* 8:30

Monday, Oct. 23 Washington at Philadelphia (ESPN) 8:30

Thursday, Oct. 26 Miami at Baltimore (CBS/NFLN/Amazon) 8:25

Sunday, Oct. 29 Minnesota at Cleveland (London, NFLN) 9:30a

Pittsburgh at Detroit (NBC)* 8:30

Monday, Oct. 30 Denver at Kansas City (ESPN) 8:30

Thursday, Nov. 2 Buffalo at N.Y. Jets (NFLN) 8:25

Sunday, Nov. 5 Oakland at Miami (NBC)* 8:30

Monday, Nov. 6 **Detroit at Green Bay (ESPN)** 8:30

Thursday, Nov. 9 Seattle at Arizona (NBC/NFLN/Amazon) 8:25

Sunday, Nov. 12 New England at Denver (NBC)* 8:30

Monday, Nov. 13 Miami at Carolina (ESPN) 8:30

Thursday, Nov. 16 Tennessee at Pittsburgh (NBC/NFLN/Amazon) 8:25

Sunday, Nov. 19 Philadelphia at Dallas (NBC)* 8:30

Monday, Nov. 20 Atlanta at Seattle (ESPN) 8:30

Thursday, Nov. 23 Minnesota at Detroit (FOX) 12:30

L.A. Chargers at Dallas (CBS) 4:30

N.Y. Giants at Washington (NBC) 8:30

Sunday, Nov. 26 **Green Bay at Pittsburgh (NBC)*** 8:30

Monday, Nov. 27 Houston at Baltimore (ESPN) 8:30

Thursday, Nov. 30 Washington at Dallas (NBC/NFLN/Amazon) 8:25

Sunday, Dec. 3 Philadelphia at Seattle (NBC)* 8:30

Monday, Dec. 4 Pittsburgh at Cincinnati (ESPN) 8:30

Thursday, Dec. 7 New Orleans at Atlanta (NBC/NFLN/Amazon) 8:25

Sunday, Dec. 10 Baltimore at Pittsburgh (NBC)* 8:30

Monday, Dec. 11 New England at Miami (ESPN) 8:30

Thursday, Dec. 14 Denver at Indianapolis (NBC/NFLN/Amazon) 8:25

Saturday, Dec. 16 Chicago at Detroit (NFLN) 4:30

L.A. Chargers at Kansas City (NFLN) 8:25

Sunday, Dec. 17 Dallas at Oakland (NBC)* 8:30

Monday, Dec. 18 Atlanta at Tampa Bay (ESPN) 8:30

Saturday, Dec. 23 Indianapolis at Baltimore (NFLN) 4:30

Monday, Dec. 25 **Minnesota at Green Bay (NBC)** 8:30

Pittsburgh at Houston (NBC/NFLN/Amazon) 4:30

Oakland at Philadelphia (ESPN) 8:30

Sunday, Dec. 31 To be determined (NBC)* 8:30

POSTSEASON

Sat., Jan. 6 & Sun., Jan. 7 AFC and NFC Wild Card Playoffs

(CBS, ESPN, FOX and NBC)

Sat., Jan. 13 & Sun., Jan. 14 AFC and NFC Divisional Playoffs

(CBS, FOX and NBC)

Sun., Jan. 21 AFC and NFC Championship Games (CBS and FOX)

Sun., Jan. 28 Pro Bowl, Camping World Stadium, Orlando, Fla. (ESPN)

Sun., Feb. 4 Super Bowl LII, U.S. Bank Stadium, Minneapolis, Minnesota (NBC)

- Mid-July Preseason training camps open. Clubs may require Rookies and First-Year Players to report seven days prior to the Club's earliest permissible mandatory reporting date for veteran players. Veteran players cannot be required to report earlier than 15 days prior to club's first preseason game.
- July 17 Deadline at 4 p.m., New York time, for any club that designated a Franchise Player to sign such player to a multi-year contract or extension. After this date, the player may sign only a one-year contract with the designating club for the 2017 season, and such contract cannot be extended until after the Club's last regular-season game.
- July 24 Signing period ends at 4 p.m., New York time, for Transition Players with outstanding tenders. After this date and through 4 p.m., New York time, on the Tuesday after the 10th regular-season weekend, Old Club has exclusive negotiating rights to these players.
- July 24# Signing period ends at 4 p.m., New York time, for Unrestricted Free Agents to whom a May 10 tender was made by Old Club. After this date and through 4 p.m., New York time, on the Tuesday after the 10th regular-season weekend, Old Club has exclusive negotiating rights to these players. *#or the first scheduled day of the first NFL training camp, whichever is later.*
- Aug. 3 Pro Football Hall of Fame Game, Canton, Ohio: Arizona vs. Dallas.
- Aug. 3-6 Hall of Fame Weekend.
- Aug. 8 Deadline for players under contract to report to earn a season of free-agency credit.
- Aug. 8 If a Drafted Rookie has not signed with his club by this date, he may not be traded to any other club in 2017.
- Aug. 9-13 First Preseason Weekend.
- Aug. 12-16 Deadline for club to provide written notice to certain unsigned players and the NFLPA of its intent to place them on the Exempt List if they fail to report no later than one day prior to the club's second preseason game. Any player who fails to report prior to the deadline will be ineligible to play or receive compensation for at least three games (preseason or regular season) from the time that he reports.
- Aug. 30 All tryouts on this date and for the remainder of the season must be reported to the League office.
- Sept. 2 Roster cut-down to maximum of 53 players on Active/Inactive List by 4 p.m., New York time. Clubs may dress minimum of 43 and maximum of 46 players for each regular-season and post-season game.

2017 Training Camp Roster Reductions
 Sept. 2 To 53 players
 Sept. 3 Practice Squad established

- Sept. 2 Simultaneously with the cut-down to 53, clubs that have players in the categories of Active/Physically Unable to Perform or Active/Non-Football Injury or Illness must take one of the following options: Place player on Reserve/Physically Unable to Perform or Reserve/Non-Football Injury or Illness, whichever is applicable; ask waivers; terminate; trade; or continue to count him on Active List.
- Sept. 3 After 12 p.m., New York time, clubs may establish a Practice Squad of 10 players by signing free agents who do not have an accrued season of free-agency credit or who were on the 46-player Active List for less than nine regular-season games during their only Accrued Season(s). A player cannot participate on the Practice Squad for more than three seasons.
- Sept. 4-9 All clubs are required to file a personnel (injury) report with their conference information manager by 4 p.m., New York time. Reports are to be filed every Wednesday, Thursday and Friday before a regular-season game by 4 p.m., New York time (or as soon as possible after the completion of practice). An update must also be reported if there is any change in a player's condition after Friday.
- Sept. 7, 10-11 Regular Season opens.

- Sept. 8, 11-12 Beginning on these dates, vested veterans terminated from the Active List or Inactive List (and from Reserve/Injured if the player is placed on Reserve/Injured after the beginning of the regular season) are entitled to receive, after the end of the regular-season schedule, Termination Pay pursuant to the terms of the CBA.
- Sept. 26 Priority on multiple waiver claims is now based on the current season's standing.
- Mid-Oct. Beginning the sixth calendar day prior to the club's game on the seventh regular-season week, clubs are permitted to begin practicing players on Reserve/Physically Unable to Perform and Reserve/Non-Football Injury or Illness for a period not to exceed 21 days. Players may be activated during the 21-day practice period or until 4 p.m., New York time, on the day after the conclusion of the 21-day period.
 At any time after six weeks have elapsed since a player was placed on Reserve/Injured or Reserve/Non-Football Injury/Illness, each club is permitted to designate two players for return from either list to the Club's 53-player Active/Inactive List.
 The player who is "Designated For Return" must have suffered a major football-related or non-football-related injury after reporting to training camp and must have been placed on the applicable Reserve List after 4 p.m., New York time, on the day after the final roster reduction.
 A player whom the Club wishes to designate for return is permitted to return to practice for a period not to exceed 21 days. The Club is required to notify the League office that the player has been "Designated For Return" on the first day the player begins to practice. The player cannot be returned to the Active/Inactive List until eight weeks have elapsed since the date he was placed on Reserve.
- Oct. 31 All trading ends at 4 p.m., New York time.
- Nov. 1 Players with at least four previous pension-credited seasons are subject to the waiver system for the remainder of the regular season and postseason.
- Nov. 14 Signing period ends at 4 p.m., New York time, for Franchise Players who are eligible to receive Offer Sheets.
- Nov. 14 Deadline for clubs to sign by 4 p.m., New York time, their unsigned Franchise and Transition Players, including Franchise Players who were eligible to receive Offer Sheets until this date. If still unsigned after this date, such players are prohibited from playing in the NFL in 2017.
- Nov. 14 Deadline for clubs to sign by 4 p.m., New York time, their Unrestricted Free Agents to whom May 10 tender was made. If still unsigned after this date, such players are prohibited from playing in the NFL in 2017.
- Nov. 14 Deadline for clubs to sign by 4 p.m., New York time, their Restricted Free Agents to whom June 1 tender was made. If such players remain unsigned, they are prohibited from playing in the NFL in 2017.
- Nov. 14 Deadline for clubs to sign Drafted players by 4 p.m., New York time. If such players remain unsigned, they are prohibited from playing in the NFL in 2017.
- Dec. 1 Deadline for reinstatement of players in Reserve List categories of Retired, Did Not Report, and Exclusive Rights, and of players who were placed on Reserve/Left Squad in a previous season.
- Dec. 29 Deadline for waiver requests in 2017, except for "special waiver requests," which have a 10-day claiming period, with termination or assignment delayed until after the Super Bowl.
- Jan. 1 Clubs may begin signing free-agent players for the 2018 season.

FUTURE SUPER BOWLS

- LII Feb. 4, 2018 U.S. Bank Stadium; Minneapolis, Minn.
 - LIII Feb. 3, 2019* Mercedes-Benz Stadium; Atlanta, Ga.
 - LIV Feb. 2, 2020* Hard Rock Stadium; Miami, Fla.
 - LV Feb. 7, 2021* Raymond James Stadium, Tampa, Fla.
 - LVI Feb. 6, 2022* New Los Angeles Stadium; Los Angeles, Calif.
- * Tentative date

Wayne Larrivee and Larry McCarren enter their 19th season of broadcasts together across the Packers Radio Network in 2017. Though both are veteran broadcasters, the two were paired for the first time in 1999 to bring the color and excitement of Green Bay Packers football to fans throughout Wisconsin, Upper Michigan and four more-distant states.

Larrivee, who grew up as a fan of the Packers in his native Lee, Mass., enters his 40th consecutive year broadcasting NFL games, having joined Green Bay's broadcast team after 14 seasons as the radio voice of the Chicago Bears (1985-98) on WGN and WMAQ Radio in Chicago. Earlier, he had done play-by-play of Kansas City Chiefs games for seven years (1978-84) on KCMO Radio in Kansas City. Known for his thorough preparation and his moderated, yet enthusiastic, call of the action, Larrivee's more-recent credits also include play-by-play for Big Ten Conference football and basketball for the Big Ten Network and NCAA basketball for Westwood One.

Highly decorated, the 62-year-old Larrivee was named Illinois Sportscaster of the Year in 1997 and is a seven-time winner of the Silver Dome Award, presented by the Illinois Broadcasters Association, for best radio football play-by-play. He is also a four-time winner of a Midwest Emmy for Chicago Bulls basketball play-by-play. In May 2011, he was honored as Communicator of the Year by the Wisconsin Chapter of the Public Relations Society of America.

A 1977 graduate of Emerson College in Boston, he received the school's Alumni Achievement Award in June 2005. In 2012, the college appointed him to the alumni association board of directors. Larrivee also has done play-by-play of Chicago Bulls basketball on WGN-TV from 1991-2008, Chicago Cubs baseball, University of Iowa football, Quad Cities (Iowa) Angels minor league baseball, University of Missouri basketball and Kansas City Kings basketball games.

McCarren first joined the team's broadcasts in 1995, working his first four seasons with Jim Irwin and Max McGee. Inducted into the Packers Hall of Fame in 1992, he also is a favorite among television viewers in northeast Wisconsin. After 27 years, he retired from Green Bay television and joined the Green Bay Packers' digital department as their sports analyst. McCarren has been voted Wisconsin Sportscaster of the Year four times (1994, 1996, 2002, 2007) by the National Sportscasters and Sportswriters Association. As part of the Class of 2016 last June, McCarren was inducted into the Wisconsin Broadcasters Association Hall of Fame.

An iron man at center for the Packers for 12 seasons (1973-84), McCarren played in 162 consecutive games – the fourth-longest streak in team history – helping him earn the nickname "Rock." He was voted to the Pro Bowl in 1982 and 1983. Earlier, he had been a co-captain at the University of Illinois as both a junior and senior. McCarren, 65, originally is from Park Forest, Ill.

Radio station WTMJ, which has been broadcasting the team's games since November 1929, continues its long-standing role as the flagship station of the Packers Radio Network.

The Packers Radio Network is made up of 49 stations in five states.



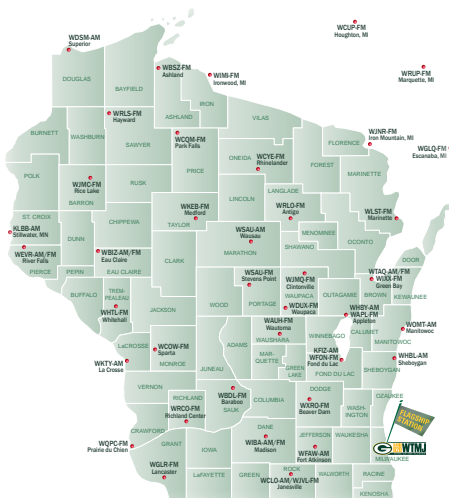
McCarren & Larrivee

WISCONSIN & UPPER MICHIGAN

| Market | Call Letters, Frequency |
|-----------------------|---|
| Antigo | WRLO 105.3 FM |
| Appleton | WBHY 1150 AM/WAPL 105.7 FM |
| Ashland | WBZS 93.3 FM |
| Baraboo | WBDL 102.9 FM |
| Beaver Dam | WXRO 95.3 FM |
| Clintonville | WJMQ 92.3 FM |
| Eau Claire | WBIZ 1400 AM/WBIZ 100.7 FM |
| Escanaba (Mich.) | WGLO 97.1 FM |
| Fond du Lac | KFIZ 1450 AM/WFON 107.1 FM |
| Fort Atkinson | WFAX 940 AM |
| Green Bay | WTAQ 1360 AM/WTAQ 97.5 FM/WIXX 101.1 FM |
| Hayward | WRLS 92.3 FM |
| Houghton (Mich.) | WCUP 107.5 FM |
| Iron Mountain (Mich.) | WJNR 101.5 FM |
| Ironwood (Mich.) | WIMI 99.7 FM |
| Janesville | WCLO 1230 AM/WJVL 99.9 FM |
| La Crosse | WKTY 580 AM |
| Lancaster | WGLR 97.7 FM |
| Madison | WIBA 1310 AM/WIBA 101.5 FM |
| Manitowoc | WOMT 1240 AM |
| Marinette | WLTJ 95.1 FM |
| Marquette (Mich.) | WRUP 98.3 FM |
| Medford | WKEB 99.3 FM |
| Milwaukee | WTMJ 620 AM |
| Park Falls | WCQM 98.3 FM |
| Prairie du Chien | WQPC 94.3 FM |
| Rhineland | WCYE 93.7 FM |
| Rice Lake | WJMC 96.1 FM |
| Richland Center | WRCO 100.9 FM |
| River Falls | WEVR 1550 AM/WEVR 106.3 FM |
| Sheboygan | WHBL 1330 AM |
| Sparta | WCOW 97.1 FM |
| Stevens Point | WSAU 99.9 FM |
| Superior | WDSM 120 AM |
| Waupaca | WDUX 92.7 FM |
| Wausau | WSAU 550 AM |
| Wautoma | WAUH 102.3 FM |
| Whitehall | WHTL 102.3 FM |

OTHER OUT-OF-STATE STATIONS

| Market | Call Letters, Frequency |
|--------------------|-------------------------|
| Quad Cities (Ill.) | WFXN 1230 AM |
| Stillwater (Minn.) | KLBB 1220 AM |
| Sioux Falls (S.D.) | KSOO 99.1 FM |



The Green Bay Packers and Today's TMJ4 (WTMJ-TV) in Milwaukee and NBC 26 (WGBA-TV) in Green Bay have a multiyear partnership to lead the Packers Television Network, providing year-round Packers programming, in addition to preseason games, to fans throughout Wisconsin and the Midwest.

The broadcast package includes:

- Flagshipped by Milwaukee's WTMJ-TV and in conjunction with WGBA-TV in Green Bay, Packers preseason games are televised over a 16-station network throughout the state of Wisconsin, Upper Michigan and northeastern Minnesota. the Quad Cities, Des Moines, Cedar Rapids and Waterloo in Iowa, Omaha in Nebraska, Fargo in North Dakota, Sioux Falls in South Dakota and Anchorage, Fairbanks and Juneau in Alaska.
- A top-notch broadcast team that includes CBS's Kevin Harlan calling the play-by-play with fellow CBS broadcaster Rich Gannon providing the analysis.
- An informative half-hour pregame show prior to each preseason game featuring former Packers T Mark Tauscher.
- *The Mike McCarthy Show* and *Packers Live* - two 30-minute shows for 17 weeks plus postseason.

In addition to flagship station WTMJ-TV and WGBA-TV, the games are televised over the following stations:

- WKOW/ABC Madison, Wis.
- WAOW/ABC Wausau/
Rhineland, Wis.
- WXOW/ABC La Crosse, Wis.
- WQOW/ABC Eau Claire, Wis.
- WLUC/NBC Escanaba/
Marquette, Mich.
- KQDS/FOX Duluth/Superior,
Minn.
- WHBF/CBS Davenport, Iowa
(Quad Cities)
- KCWI/CW Des Moines, Iowa
- KWWL/NBC Cedar Rapids/
Waterloo, Iowa
- KMTV/CBS Omaha, Neb.
- KVRR/IND Fargo, N.D.
- KDLT/NBC Sioux Falls, S.D.
- KYUR/ABC Anchorage, Alaska
- KATN/ABC Fairbanks, Alaska
- KJUD/ABC Juneau, Alaska

PRESEASON BROADCAST TEAM



KEVIN HARLAN

Play-by-play announcer

Has called regular-season games for CBS Sports since 1998 after four years with FOX (1994-97), and is regarded as one of the finest at his trade in the country. Provides play-by-play for *Monday Night Football* games on Westwood One. A veteran broadcaster, also "voices" NCAA Tournament basketball games for CBS and TNT, as well as NBA games for TNT. Owns a unique perspective on Packers football, having been raised in Green Bay.

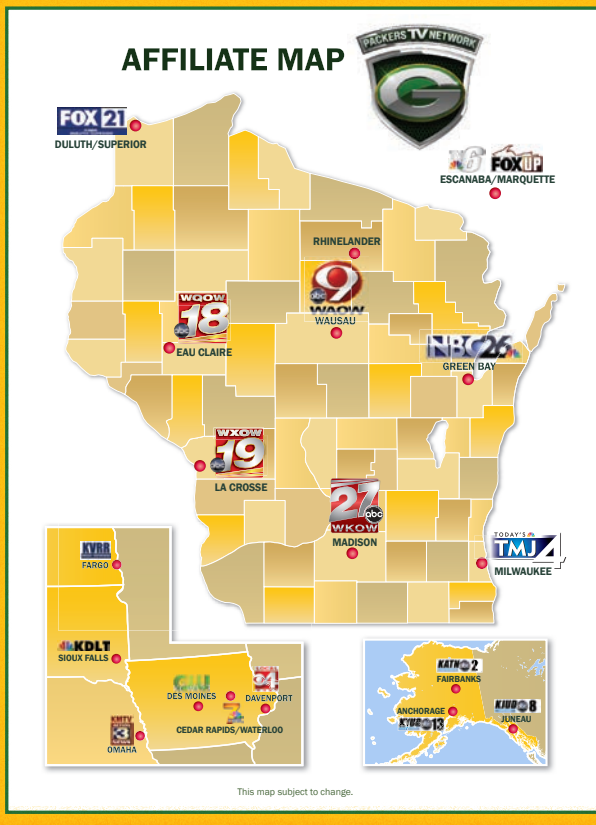


RICH GANNON

Color analyst

The 18-year NFL veteran and former league MVP enters his 12th year in the Packers' preseason television booth. Officially retired from football in 2005 and teamed with Harlan for CBS Sports NFL broadcasts. Continues to do NFL broadcasts for CBS Sports.

AFFILIATE MAP



NFL TRANSACTION INFORMATION

WAIVERS

The waiver system is a procedure by which player contracts or NFL rights to players are made available by a club to other clubs in the league. During the procedure, the 31 other clubs either file claims to obtain the players or waive the opportunity to do so – thus the term “waiver.” Claiming clubs are assigned players on a priority based on the inverse of won-and-lost standing. The claiming period is 24 hours from the first business day after the Super Bowl through the conclusion of the regular season. If a player passes through waivers unclaimed, he becomes a free agent. All waivers are no recall and no withdrawal. Under the Collective Bargaining Agreement, from the beginning of the waiver system each year through the trading deadline, any veteran who has acquired four years of pension credit is not subject to the waiver system if the club desires to release him. After the trading deadline, such players are subject to the waiver system.

ACTIVE/INACTIVE LIST

The Active/Inactive List is the principal status for players participating for a club. It consists of all players under contract who are eligible for preseason, regular-season and postseason games. Teams are permitted to open training camp with no more than 90 players under contract and thereafter must meet a mandatory roster reduction prior to the season opener. Teams will be permitted an Active List of 46 players and an Inactive List of seven players for each regular-season and postseason game. Teams also are permitted to establish Practice Squads of up to 10 players who are eligible to participate in practice, but these players remain free agents and are eligible to sign with any other team in the league.

- Sept. 2 Roster reduction to 53 players
 Sept. 3 Teams establish a Practice Squad of up to 10 players

In addition to the squad limits described above, the overall roster limit of 90 players remains in effect throughout the regular season and postseason. The overall limit is applicable to players on a team's Active, Inactive and certain Exempt lists, players on the Practice Squad, and players on the Reserve List as Injured, Physically Unable to Perform, Non-Football Illness/Injury, and Suspended by Club.

RESERVE LIST

The Reserve List is a status for players who, for reasons of injury, retirement, military service, or other circumstances, are not immediately available for participation with a club. Except for two players who must be Designated for Return, players on Reserve/Injured are not eligible to practice or return to the Active/Inactive List in the same season that they are placed on Reserve. Players in the category of Reserve/Retired, Reserve/Did Not Report, Reserve/Exclusive Rights, and players who were placed in the category of Reserve/Left Squad in a previous season may not be reinstated during the period from 30 days before the end of the regular season through the postseason.

ANNUAL ACTIVE PLAYER LIMITS

| NFL | |
|-----------|--------|
| Year(s) | Limit |
| 2011-17 | 46 |
| 1991-2010 | 45** |
| 1985-90 | 45 |
| 1983-84 | 49 |
| 1982 | 45†-49 |
| 1978-81 | 45 |
| 1975-77 | 43 |
| 1974 | 47 |
| 1964-73 | 40 |
| 1963 | 37 |
| 1961-62 | 36 |
| 1960 | 38 |
| 1959 | 36 |
| 1957-58 | 35 |
| 1951-56 | 33 |
| 1949-50 | 32 |
| 1948 | 35 |
| 1947 | 35*-34 |
| 1945-46 | 33 |
| 1943-44 | 28 |
| 1940-42 | 33 |
| 1938-39 | 30 |
| 1936-37 | 25 |
| 1935 | 24 |
| 1930-34 | 20 |
| 1926-29 | 18 |
| 1925 | 16 |

** — 45 plus a third quarterback

† — 45 for first two games

* — 35 for first three games

| AFL | |
|---------|-------|
| Year(s) | Limit |
| 1966-69 | 40 |
| 1965 | 38 |
| 1964 | 34 |
| 1962-63 | 33 |
| 1960-61 | 35 |

NFL FREE-AGENCY MOVEMENT

The following chart details veteran free agents who signed with new teams:

| | Unrestricted | Restricted | Transition | Franchise | Totals |
|------|--------------|------------|------------|-----------|--------|
| 1993 | 108 | 8 | 4 | 1 | 121 |
| 1994 | 121 | 7 | 4 | 0 | 132 |
| 1995 | 171 | 6 | 2 | 0 | 179 |
| 1996 | 100 | 4 | 2 | 0 | 106 |
| 1997 | 86 | 2 | 2 | 0 | 90 |
| 1998 | 112 | 4 | 1 | 2 | 119 |
| 1999 | 115 | 2 | 1 | 0 | 118 |
| 2000 | 107 | 4 | 0 | 0 | 111 |
| 2001 | 93 | 4 | 0 | 0 | 97 |
| 2002 | 130 | 1 | 0 | 0 | 131 |
| 2003 | 111 | 5 | 1 | 0 | 117 |
| 2004 | 124 | 1 | 1 | 0 | 126 |
| 2005 | 104 | 3 | 0 | 0 | 107 |
| 2006 | 149 | 4 | 1 | 0 | 154 |
| 2007 | 126 | 4 | 0 | 0 | 130 |
| 2008 | 132 | 3 | 0 | 0 | 135 |
| 2009 | 128 | 0 | 0 | 0 | 128 |
| 2010 | 51 | 1 | 0 | 0 | 52 |
| 2011 | 163 | 0 | 0 | 0 | 163 |
| 2012 | 143 | 0 | 0 | 0 | 143 |
| 2013 | 165 | 0 | 0 | 0 | 165 |
| 2014 | 159 | 1 | 0 | 0 | 160 |
| 2015 | 141 | 0 | 1 | 0 | 142 |
| 2016 | 128 | 2 | 0 | 0 | 130 |

NFL TIE-BREAKING PROCEDURES

The following procedures will be used to break standings ties for postseason playoffs and to determine regular-season schedules. Note: tie games count as one-half win and one-half loss for both clubs.

TO BREAK A TIE WITHIN A DIVISION

If, at the end of the regular season, two or more clubs in the same division finish with the best won-lost-tied percentage, the following steps will be taken until a champion is determined:

TWO CLUBS

1. Head-to-head (best won-lost-tied percentage in games between the clubs.)
2. Best won-lost-tied percentage in games played within the division.
3. Best won-lost-tied percentage in common games.
4. Best won-lost-tied percentage in games played within the conference.
5. Strength of victory in all games.
6. Strength of schedule in all games.
7. Best combined ranking among conference teams in points scored and points allowed in all games.
8. Best combined ranking among all teams in points scored and points allowed in all games.
9. Best net points in common games.
10. Best net points in all games.
11. Best net touchdowns in all games.
12. Coin toss.

THREE OR MORE CLUBS

(Note: If two clubs remain tied after one or more clubs are eliminated during any step, tie-breaker re-starts at Step One of two-club format. If three clubs remain tied after a fourth club is eliminated during any step, tie-breaker re-starts at Step One of three-club format.)

1. Head-to-head (best won-lost-tied percentage in games between the clubs.)
2. Best won-lost-tied percentage in games played within the division.
3. Best won-lost-tied percentage in common games.
4. Best won-lost-tied percentage in games played within the conference.
5. Strength of victory in all games.
6. Strength of schedule in all games.
7. Best combined ranking among conference teams in points scored and points allowed in all games.
8. Best combined ranking among all teams in points scored and points allowed in all games.
9. Best net points in common games.
10. Best net points in all games.
11. Best net touchdowns in all games.
12. Coin toss.

TO BREAK A TIE FOR THE WILD CARD TEAM

If it is necessary to break ties to determine the two Wild Card clubs from each conference, the following steps will be taken:

- A. If all the tied clubs are from the same division, apply division tie-breaker.
- B. If the tied clubs are from different divisions, apply the following steps:

TWO CLUBS

1. Head-to-head (best won-lost-tied percentage in games between the clubs.)
2. Best won-lost-tied percentage in games played within the division.
3. Best won-lost-tied percentage in common games.
4. Best won-lost-tied percentage in games played within the conference.
5. Strength of victory in all games.
6. Strength of schedule in all games.
7. Best combined ranking among conference teams in points scored and points allowed in all games.
8. Best combined ranking among all teams in points scored and points allowed in all games.
9. Best net points in common games.
10. Best net points in all games.
11. Best net touchdowns in all games.
12. Coin toss.

THREE OR MORE CLUBS

(Note: If two clubs remain tied after one or more clubs are eliminated during any step, tie-breaker re-starts at Step One of two-club format. If three clubs remain tied after a fourth club is eliminated during any step, tiebreaker re-starts at Step Two of three-club format.)

1. Apply division tie-breaker to eliminate all but highest ranked-club in each division prior to proceeding to step two. The original seeding within a division upon application of the division tie-breaker remains the same for all subsequent applications of the procedure that are necessary to identify the two Wild Card participants.
2. Head-to-head sweep (apply only if one has defeated each of the others or one club has lost to each of the others.)
3. Best won-lost-tied percentage in games played within the conference.
4. Best won-lost-tied percentage in common games, minimum of four.
5. Strength of victory in all games.
6. Strength of schedule in all games.
7. Best combined ranking among conference teams in points scored and points allowed in all games.
8. Best combined ranking among all teams in points scored and points allowed in all games.
9. Best net points in conference games.
10. Best net points in all games.
11. Best net touchdowns in all games.
12. Coin toss.

When the first Wild Card team has been identified, the procedure is repeated to name the second Wild Card (i.e., eliminate all but the highest-ranked club in each division prior to proceeding to step two). In situations where three teams from the same division are involved in the procedure, the original seeding of the teams remains the same for subsequent applications of the tie-breaker if the top-ranked team in that division qualifies for a Wild Card berth.

OTHER TIE-BREAKING PROCEDURES

1. Only one club advances to the playoffs in any tie-breaking step. Remaining tied clubs revert to the first step of the applicable division or Wild Card tie-breakers. As an example, if two clubs remain tied in any tie-breaker step after all other clubs have been eliminated, the procedure reverts to Step 1 of the two-club format to determine the winner. When one club wins the tie-breaker, all other clubs revert to Step 1 of the applicable two-club or three-club format.
2. In comparing records against common opponents among tied teams, the best won-lost-tied percentage is the deciding factor since teams may have played an unequal number of games.
3. To determine home-field priority among division titlists, apply Wild Card tie-breakers.
4. To determine home-field priority for Wild Card qualifiers, apply division tie-breakers (if teams are from the same division) or Wild Card tie-breakers (if teams are from different divisions).
5. To determine the best combined ranking among conference teams in points scored and points allowed, add a team's position in the two categories, and the lowest score wins. For example, if Team A is first in points scored and second in points allowed, its combined ranking is "3." If Team B is third in points scored and first in points allowed, its combined ranking is "4." Team A then wins the tiebreaker. If two teams are tied for a position, both teams are awarded the ranking as if they held it solely. For example, if Team A and Team B are tied for first in points scored, each team is assigned a ranking of "1" in that category, and if Team C is third, its ranking will still be "3."

TIE-BREAKING PROCEDURES FOR SELECTION MEETING

1. Clubs not participating in the playoffs shall select in the first through 20th positions in reverse standings order.
2. The Super Bowl winner is last and the Super Bowl loser is next-to-last.
3. The losers of the Conference Championship games shall select 29th and 30th based on won-lost-tied percentage.
4. The losers of the Divisional playoff games shall select 25th through 28th based on won-lost-tied percentage.
5. The losers of the Wild Card games shall select 21st through 24th based on won-lost-tied percentage.

If ties exist in any grouping except (2) above, such ties shall be broken by strength of schedule. If ties cannot be broken by strength of schedule, the divisional or conference tie-breakers, if applicable, shall be applied. Any ties that still exist shall be broken by a coin flip.

BIOGRAPHY INDEX

| | | | | | | | |
|-------------------------------|-----|--------------------------------|-----|-----------------------------------|-----|-------------------------------|-----|
| Adams, Davante | 84 | Evans, Jahri | 144 | Ledvina, Nicole | 25 | Raih, David | 57 |
| Adams, Montravius | 266 | Evans, Marwin | 147 | Leff, Robert | 289 | Randall, Damarious | 218 |
| Adderley, Herb | 517 | Evans, Thomas | 285 | Letuligaseño, Josh | 289 | Ringo, Christian | 221 |
| Allison, Geronimo | 88 | Fackrell, Kyler | 149 | Linsley, Corey | 183 | Ringo, Jim | 517 |
| Amichia, Kofi | 276 | Favre, Brett | 518 | Lofton, James | 518 | Ripkowski, Aaron | 223 |
| Angelichio, Brian | 47 | Getzy, Luke | 51 | Lombardi, Vince | 547 | Robinson, Dave | 518 |
| Bakhtiari, David | 90 | Gilbert, Reggie | 285 | Lovat, Mark | 44 | Rodgers, Aaron | 226 |
| Ball, Russ | 21 | Gizzi, Chris | 73 | Lowry, Dean | 186 | Rodgers, Richard | 242 |
| Baniel, Paul | 22 | Goodson, Demetri | 151 | Lunsford, Izaah | 290 | Rollins, Quinten | 246 |
| Barclay, Don | 94 | Gray, Geoff | 286 | Malaspina, Matt | 69 | Ryan, Jake | 249 |
| Batty, Gordon "Red" | 71 | Gregg, Forrest | 517 | Martinez, Blake | 188 | Sandland, Beau | 296 |
| Bennett, Edgar | 40 | Guion, Letroy | 154 | Mathews, Derrick | 290 | Seale, Sam | 66 |
| Bennett, Martellus | 97 | Gunter, LaDarius | 159 | Matthews, Clay | 190 | Simmons, Jason | 58 |
| Benuska, Luke | 67 | Gutekunst, Brian | 28 | Mays, Devante | 278 | Sirmans, Ben | 59 |
| Benzel, Craig | 23 | Halbach, Mike | 73 | McCaffrey, Max | 291 | Spriggs, Jason | 252 |
| Biegel, Vince | 268 | Hart, Derek | 286 | McCarthy, Mike | 32 | Stanback, William | 296 |
| Blasko, Jeff | 48 | Hawkins, Josh | 162 | McCray, Justin | 291 | Starr, Bart | 517 |
| Brice, Kentrell | 101 | Heiman, Cody | 287 | McCurley, Scott | 52 | Sullivan, Jon-Eric | 30 |
| Brinker, Chad | 66 | Herber, Arnie | 516 | McGarigle, Tim | 53 | Talley, David | 297 |
| Brown, Donatello | 283 | Highsmith, Alonzo | 29 | McNally, Johnny (Blood) | 515 | Taylor, Aaron | 297 |
| Bulaga, Bryan | 103 | Hill, Taysom | 288 | Michalske, Mike | 516 | Taylor, Jim | 516 |
| Burnett, Morgan | 107 | Hinkle, Clarke | 515 | Mock, Danny | 71 | Taylor, Lane | 254 |
| Burruss, Pepper | 72 | Holmes, Daquan | 288 | Montgomery, Jerry | 54 | Thomas, Joe | 256 |
| Callahan, Joe | 283 | Hornung, Paul | 517 | Montgomery, Ty | 200 | Thompson, Ted | 17 |
| Calvin, Johnathan | 283 | House, Davon | 164 | Moss, Winston | 38 | Thorne, Grant | 76 |
| Campen, James | 49 | Hubbard, Cal | 515 | Murphy, Kyle | 204 | Tripp, Jordan | 259 |
| Canadeo, Tony | 516 | Huebler, Joe | 68 | Murphy, Mark | 14 | Trgovac, Mike | 60 |
| Capers, Dom | 42 | Hundley, Brett | 168 | Nelson, Jordy | 206 | Van Pelt, Alex | 62 |
| Clark, Kenny | 113 | Hutson, Don | 546 | Nitschke, Ray | 517 | Vogel, Justin | 298 |
| Clark, Michael | 284 | Jackson, Thaddeus | 74 | Owen, Mike | 69 | Walls, Charles | 70 |
| Clinton-Dix, Ha Ha | 115 | Janis, Jeff | 171 | Pankey, Adam | 292 | Waters, Herb | 298 |
| Cobb, Randall | 119 | Jean Francois, Ricky | 174 | Patrick, Lucas | 292 | White, Reggie | 518 |
| Crockett, Montay | 284 | Jones, Aaron | 274 | Pearson, Colby | 293 | Whitehead, Jermaine | 299 |
| Crosby, Mason | 126 | Jones, Josh | 264 | Peck, Aaron | 293 | Whitt Jr., Joe | 64 |
| Daniels, Mike | 133 | Jordan, Henry | 518 | Peprah, Charlie | 70 | Williams, Jamaal | 270 |
| Davis, Trevor | 138 | Kendricks, Lance | 178 | Perry, Darren | 55 | Williams, Richmond | 67 |
| Davis, Willie | 517 | Kerridge, Joe | 181 | Perry, Nick | 213 | Wojciechowski, John | 30 |
| Dotson, Alonzo | 68 | King, Kevin | 262 | Phillips, Kalif | 294 | Wolf, Eliot | 27 |
| Dow, Gabrielle | 24 | Kirby, Chris | 74 | Pipkins, Lenzy | 294 | Wolf, Ron | 518 |
| Dupre, Malachi | 280 | Klein, Matt | 75 | Policy, Ed | 26 | Wood, Willie | 518 |
| Elliott, Jayrone | 141 | Korzun, Adam | 75 | Price, Brian | 295 | Yancey, DeAngelo | 272 |
| Engel, Bryan | 72 | Lambeau, curly | 545 | Pringle, Raysean | 295 | Zook, Ron | 45 |

DETAILED MEDIA GUIDE INDEX

| | | | | | |
|--|-----|---|-----|--|-----|
| 10-year stretch, home W-L records, best | 245 | A | | Interceptions | 376 |
| 100-catch seasons, all-time | 383 | Abbreviations, NFL All-Pro history | 520 | Kickoff returns | 378 |
| 100-yard receiving games, all-time | 385 | Abbreviations, opponent, used in guide | 358 | Passing | 374 |
| 100-yard rushers, multiple, same game | 41 | Abbreviations, stadium A-L | 401 | Punt returns | 377 |
| 100-yard rushing games, all-time | 384 | Abbreviations, stadium, M-Z | 416 | Punting | 377 |
| 1,000th Packers game | 373 | Acme Packing Company | 531 | Receptions by TE | 375 |
| 1,000-yard receivers, all-time | 383 | Active home tenures, pro sports | 603 | Receptions, overall | 374 |
| 1,000-yard rushers, all-time | 381 | Adams, Davante | 84 | Rushing yards | 373 |
| 13 times world champions | 480 | Adams, Montravius | 266 | Sacks | 378 |
| 14 times world champions? | 538 | Adderley, Herb, biography | 517 | Scoring | 371 |
| 1919 Kitchen & Tap | 611 | Address | 2 | Total tackles | 378 |
| 1936 championship team photo | 491 | After the bye, W-L records, 1990-2016 | 203 | Touchdowns | 371 |
| 1961 NFL title, President Kennedy | 21 | Airplane, Packers first to use | 287 | | |
| 1962 team photo | 85 | All-Century team, <i>Press-Gazette</i> | 541 | Annual team statistics | |
| 2016 review | | All-NFC selections | 521 | Defense | 380 |
| Attendance | 305 | All-Pro abbreviations | 520 | Offense | 379 |
| Game summaries | 312 | All-Pro & Pro Bowl starter | 137 | Architect, original, Lambeau Field | 604 |
| Game-by-game stats, team | 308 | All-Pro selections, all-time | 520 | Arizona, Packers training in | 181 |
| Opening-day roster | 331 | All-Pro, consensus | 522 | Arlington, University of Texas at | 181 |
| Participation, player, regular season | 309 | All-Rookie Team, <i>PFM/PFWA</i> , all-time | 522 | Assistant coaches, all-time | 552 |
| Participation, player, postseason | 311 | All-time record, W-L | 4 | Assistant coaches, by position | 160 |
| Results, 2016 | 305 | All-time teams | | Assistant coaches, media availability | 630 |
| Season summary | 305 | 75th anniversary, NFL | 52 | <i>Associated Press</i> All-Pro & Pro Bowl starter | 137 |
| Standings, NFL | 332 | 1946 | 87 | Atrium, Lambeau Field | 610 |
| Statistics, individual defense | 307 | 1957 | 87 | Attendance records | 607 |
| Statistics, individual offense | 306 | 1969 | 356 | Attendance, 2016 | 305 |
| Statistics, individual special teams | 307 | 1976 | 539 | Autry, Alan | 95 |
| Transactions | 331 | Allison, Geronimo | 88 | Awards and honors | 520 |
| 1st-round breakdowns, all-time, draft | 273 | Alphabetical roster | | Away-game crowds, largest | 607 |
| 1st-round picks, trades involving | 594 | All-time | 554 | Away games, Packers first to fly | 287 |
| 2017 draft choices | 262 | 2017 | 301 | | |
| 2-point conversions, all-time | 334 | Amenities upgrades, Lambeau Field | 601 | B | |
| 300-yard net passing efforts | 358 | America's Favorite Team | 15 | Bakhtiari, David | 90 |
| 300-yard passing games, all-time | 386 | Amichia, Kofi | 276 | Ball, Russ | 21 |
| 4 rounds, first, most draft selections | 263 | Angelichio, Brian | 47 | Baniel, Paul | 22 |
| 4,000-yard passers, all-time | 382 | Annual player limits | 622 | Barclay, Don | 94 |
| 50th anniversary team, Packers | 356 | Annual statistical leaders | 371 | Batty, Gordon "Red" | 71 |
| 7-round era, draft, most selections, NFL | 123 | Field goals made | 372 | Bears, Chicago, Loan from Packers | 351 |
| 75th anniversary team, NFL | 52 | | | Before radio | 535 |

| | |
|---|-----|
| Bell, Bert | 549 |
| Bellevue Park | 608 |
| Bengston Period, The | 533 |
| Bennett, Edgar | 40 |
| Bennett, Martellus | 97 |
| Benuska, Luke | 67 |
| Benzel, Craig | 23 |
| Best divisional/overall records, since 2002 | 50 |
| Best turnover margins, Packers history | 359 |
| Best-run franchises | 15 |
| Biegel, Vince | 268 |
| Bikes, riding to practice | 179 |
| Birth of a team and a legend | 531 |
| Bishop's Charities Game | 530 |
| Blackbourn Takes Over | 533 |
| Blackout policies, NFL | 182 |
| Blasko, Jeff | 48 |
| Blindness, Dillon and Comp | 365 |
| Block, Ed, Courage Award | 163 |
| Blood, Johnny, name origin | 342 |
| Blood, Johnny (McNally), biography | 515 |
| Board of Directors | 31 |
| Bonus choice, 1947-58 | 281 |
| Borchert Field | 609 |
| Bowl, The, Lambeau Field | 604 |
| Braisher, Dad, Packers G | 26 |
| Brand, The Green Bay Packers | 258 |
| Brice, Kentrell | 101 |
| Bridges named after Packers | 101 |
| Brinker, Chad | 66 |
| Broadcast partners | 621 |
| Broadcasting policies, NFL | 182 |
| Brown, Donatello | 283 |
| Built, How the Packers Were | 303 |
| Bulaga, Bryan | 103 |
| Burnett, Morgan | 107 |
| Burruss, Pepper | 72 |
| Butler, LeRoy, Lambeau Leap | 28 |
| Bye, after the, W-L records, since 1990 | 203 |

C

| | |
|---|-----|
| Calendar, NFL, 2017-18 | 619 |
| Calhoun, George | 531 |
| Callahan, Joe | 283 |
| Calvin, Johnathan | 283 |
| Camp dates | 4 |
| Camp, unique in Green Bay | 269 |
| Campen, James | 49 |
| Canadeo, Tony, biography | 516 |
| Capacity, Lambeau Field | 600 |
| Capers, Dom | 42 |
| Captains, playoffs, 2016 | 229 |
| Career leaders, All-time franchise | |
| Passing | 387 |
| Receiving | 387 |
| Rushing yards | 387 |
| Carr, Joe | 549 |
| Carried off the field, coaches | 363 |
| Central, NFC, all-time vs. | 479 |
| Central, NFC, composite standings | 108 |
| Century teams, <i>Press-Gazette</i> | 541 |
| Challenges, instant replay, since 1999 | 253 |
| Champions, defending, Packers vs. | 65 |
| Championships, world, most | 480 |
| Championships, NFL, seasons | 4 |
| Charity games | 530 |
| Cheerleaders, Packers | 222 |
| Chesney, Kenny, concert | 613 |
| Chronology, Packers franchise | 538 |
| City Stadium (old) | 608 |
| Clair, John and J. Emmett | 531 |
| Clark, Kenny | 113 |
| Clark, Michael | 284 |
| Classiest organization | 15 |
| Clinching dates, Packers | 352 |
| Clinton-Dix, Ha Ha | 115 |
| Coach debuts, Packers history | 162 |
| Coach of the Year, NFL | 522 |
| Coaches carried off the field | 363 |
| Coaches under Lombardi | 212 |
| Coaches, assistant, all-time | 552 |
| Coaches, assistant, by position | 160 |
| Coaches, former, vs. Packers | 553 |
| Coaches, head, all-time | 551 |
| Cobb, Randall | 119 |
| Cobb, Randall, all-purpose yardage record | 121 |

| | |
|--|-----|
| Cold weather, home playoff games | 497 |
| Coldest home games recorded | 56 |
| College All-Star Game, Packers in | 29 |
| College national champion, players drafted | 116 |
| College players, illegal use of | 550 |
| College, draft choices by | 244 |
| College, players by | 205 |
| Colleges who've produced most Packers | 205 |
| Colors, team | 4 |
| Combinations, TD passes, Packers | 353 |
| Community events, Atrium | 612 |
| Community, Packers in | 6 |
| Comp. Inv. limited vision | 365 |
| Compensatory draft choices, all-time | 277 |
| Compensatory system, most picks | 257 |
| Compensatory system, NFL Draft, explained | 257 |
| Conference calls, media | 631 |
| Consecutive seasons leading team, tackles | 267 |
| Consecutive wins, playoffs, over one team | 512 |
| Consensus All-Pro | 522 |
| Construction, original, Lambeau Field | 604 |
| Coordinators, all-time | 160 |
| Cost, Lambeau Field | |
| Original | 604 |
| Expansion and Renovation, 2011-15 | 602 |
| Redevelopment, 2000-03 | 601 |
| Coverage tackles, most in a season | 147 |
| Credentials, Media | 631 |
| Credits, Media Guide | 4 |
| Crockett, Montay | 284 |
| Crosby, Mason | 126 |
| Cutdown dates, 2017 | 619 |

D

| | |
|---|-----|
| <i>Dallas Morning News</i> , Sp. Teams rankings | 77 |
| Dalton, Maurice | 540 |
| Daniels, Mike | 133 |
| Dates, clinching, Packers | 352 |
| Dates, important NFL | 619 |
| Davis, Trevor | 138 |
| Davis, Willie, biography | 517 |
| DD GrassMaster, 2007 | 199 |
| Debuts, head coaches, Packers | 162 |
| Decade, Packers by | 479 |
| December/January, Packers in, since 2000 | 148 |
| December, warmest home games | 139 |
| Dedication date, Lambeau Field | 600 |
| Defeat, largest margins of | 479 |
| Defending world champs, Packers vs. | 65 |
| Defense, NFL rankings, all-time | 364 |
| Defensive backs, limited vision | 365 |
| Defensive coordinators, all-time | 160 |
| Defensive lineman, most tackles by | 135 |
| Defensive MVP, NFL | 522 |
| Defensive scores, 1950-2016 | 25 |
| Defunct teams, Packers vs. | 391 |
| Development, Lambeau Field, 2015-17 | 27 |
| Developmental squad, first | 592 |
| Devine Days, The | 533 |
| Devine, Dan, minicamp origin | 181 |
| Did not play, appeared on roster | 96 |
| Dillon, Bobby, limited vision | 365 |
| Directions, Lambeau media | 631 |
| Directory, staff | 621 |
| Disabled seating, Lambeau Field | 601 |
| Division-clinching dates, Packers | 352 |
| Division titles, most, since 1995 | 247 |
| Division titles, seasons, Packers history | 4 |
| Divisional record, best, since 2002 | 50 |
| Dollie Gray, Imposter, 1923 | 209 |
| Dotson, Alonzo | 208 |
| Dow, Gabrielle | 24 |
| Draft | |
| All-time selections | 577 |
| Bonus choice, NFL, 1947-58 | 281 |
| Choices, 2017 | 262 |
| College, choices by | 244 |
| College, choices by, under Thompson | 19 |
| Compensatory choices, all-time | 277 |
| Compensatory system, NFL | 257 |
| First-round breakdowns | 273 |
| Lowest-selected Pro Bowlers | 250 |
| Non-drafted Pro Bowlers | 250 |
| Order, selection, all-time | 265 |
| Order, ties | 79 |
| School, choices by | 244 |
| Selection order, all-time | 265 |
| Selections, all-time | 577 |
| Selections, compensatory, all-time | 277 |
| Selections, compensatory, most | 257 |
| Selections, first four rounds, most | 263 |
| Selections, first-round, all-time | 282 |
| Selections from national champion | 116 |
| Selections, seven-round era, most, NFL | 123 |
| Trades involving first-round picks | 594 |
| Draft choices, 2017 | 262 |
| Dumont television, Packers on | 524 |
| Dupre, Malachi | 280 |

E

| | |
|--|-----|
| Eateries, Atrium | 611 |
| Economic impact, Packers on community | 22 |
| Ed Block Courage Award | 163 |
| Elliott, Jayone | 141 |
| Emblem history | 61 |
| Ending season, high note | 350 |
| Engel, Bryan | 72 |
| ESPN Ultimate Standings | 15 |
| ESPN, Packers on | 524 |
| Evans, Jahri | 144 |
| Evans, Marwin | 147 |
| Evans, Thomas | 285 |
| Events that led to Packers' birth | 531 |
| Events, Atrium | 612 |
| Executive Committee | 31 |
| Expansions, Lambeau Field | 603 |
| Experience, rookies vs. first-year players | 271 |
| Experienced players, Packers' most | 82 |
| Extinct teams, Packers vs. | 391 |
| Eyes, Dillon and Comp | 365 |

F

| | |
|--|-----|
| Facade, names on | 23 |
| Fackrell, Kyler | 149 |
| Fan who sued team, 1934 | 550 |
| Favorite teams, Harris poll | 15 |
| Favre, Brett, biography | 518 |
| Fenway Park | 603 |
| Field goals, game-winning | 336 |
| Field, Lambeau, new surface | 199 |
| Financial ups and downs, notable, 1919-57 | 550 |
| Financial history | 549 |
| Financing, Lambeau Field | |
| Expansion and renovation, 2011-15 | 602 |
| Original | 604 |
| Redevelopment, 2000-03 | 601 |
| Fingertip information | 4 |
| First game | 532 |
| First quarterbacks | 533 |
| First-round breakdowns, all-time, draft | 273 |
| First-round picks, all-time | 282 |
| First-round picks, by position | 273 |
| First-round picks, by school | 273 |
| First-round picks, trades involving | 594 |
| First-round picks, trades involving | 532 |
| First-year players vs. rookies, difference | 271 |
| Flagship radio station | 4 |
| Fledgling legend receives its name, The | 366 |
| Fly, Packers first to | 287 |
| Former Green Bay coaches vs. Packers | 553 |
| Former teams, Packers vs. | 391 |
| Foundation, Green Bay Packers | 12 |
| Founders | 4 |
| Fourteen times world champions? | 538 |
| Franchise players, all-time | 598 |
| Franchises, best-run | 15 |
| Free agents signed/lost | 598 |
| Front office | 77 |
| Frozen Tundra Hockey | 612 |
| Fullback is the position | 297 |
| Future Super Bowls | 619 |

G

| | |
|----------------------------|-----|
| G logo, Packers helmet | 26 |
| Game summaries, 2016 | 312 |
| Game summaries, playoffs | 492 |
| Game-winning field goals | 336 |
| Gannon, Rich | 621 |
| General managers, all-time | 18 |
| Getsy, Luke | 51 |
| Gilbert, Reggie | 285 |

Giveaway-takeaway ratios, Packers history . . . 359
Gizzi, Chris . . . 73
Goin' Deep Pizza . . . 611
Goodson, Demetri . . . 151
Gosselin special teams rankings . . . 77
Grass, Henry . . . 549
Gray, Dottie, Imposter, 1923 . . . 209
Gray, Geoff . . . 286
Green Bay, City of
 Information . . . 4
 Streets named after Packers . . . 101
Green Bay, USS . . . 152
Gregg Era, The . . . 534
Gregg, Forrest, biography . . . 516
Guion, Letroy . . . 154
Gunter, LaDarius . . . 159
Gustafson, Dick, bowl origin . . . 604
Gutekunst, Brian . . . 28

H

Hagemeister Park . . . 607
Halas, George, loan from Packers . . . 351
Halbach, Mike . . . 73
Hall of Fame, Green Bay Packers
 Inductees, all-time . . . 519
 New location, Atrium . . . 610
 Origin . . . 53
Hall of Fame, Pro Football
 Members, by franchise . . . 515
 Names on facade, Lambeau Field . . . 23
 Packers in . . . 515
Hallowed ground, Lambeau Field . . . 600
Harian, Kevin . . . 621
Harris poll, America's favorite team . . . 15
Hart, Derek . . . 286
Hawkins, Josh . . . 162
Head coaches
 All-time, by wins . . . 551
 Carried off the field . . . 363
 Debuts, Packers history . . . 162
 Heating system, Lambeau Field . . . 600
 Heisman Trophy, Packers who've won . . . 100
 Herber to Hutson, did you know . . . 354
 Herber, Arnie, biography . . . 516
 Heiman, Cody . . . 287
 Highsmith, Alonzo . . . 29
 Hill, Taysom . . . 288
 Hinkle, Clarke, biography . . . 515
Historical biographies
 Hutson, Don . . . 546
 Lambeau, Curly . . . 545
 Lombardi, Vince . . . 547
Hockey, Frozen Tundra
 Hoeffel, Joseph Merrill . . . 540
 Hollywood, Packers in . . . 95
Holmes, Daquan . . . 288
Holmgren Era, The . . . 534
Holmgren, Super Bowl speech . . . 484
Home W-L records
 10-year stretch, best . . . 245
 By opponent, Lambeau Field, all-time . . . 362
 Playoffs, all-time, NFL . . . 499
Honors and awards . . . 520
Hornung, Paul, biography . . . 517
Hotlines, Fan . . . 2
Hottest Packers games . . . 139
House, Davon . . . 164
How the Packers Were Built . . . 303
Hubbard, Cal, biography . . . 515
Hueber, Joe . . . 68
Hundley, Brett . . . 168
Hutson, Don
 Arnie Herber, and . . . 354
 Biography . . . 546
 Hutson Period, The . . . 532

I

Ice Bowl, The . . . 494
Illegal college players, use of . . . 550
Imposter, 1923 . . . 209
In the Heat of the Night . . . 95
Index, biographical . . . 624
Infante Signs On . . . 534
Injured reserve, starters on, 2000-16 . . . 63
Instant-replay challenges, since 1999 . . . 253

Insurance, rain . . . 532
Interception returns, longest . . . 267
Interception returns, Super Bowl . . . 488
Internet sites, official . . . 2
Iron Man Era Team . . . 539
Iron Man Era, The . . . 532

J

Jackson, Thadeus . . . 74
Janis, Jeff . . . 171
Jean Francois, Ricky . . . 171
Jersey sales, Pro Shop . . . 170
Jerseys retired . . . 548
Joannes, Lee . . . 549
Joel, Billy, concert . . . 613
Jones, Aaron . . . 274
Jones, Josh . . . 264
Jonet, Frank . . . 549
Jordan, Henry, biography . . . 518

K

Kendricks, Lance . . . 178
Kennedy, President, 1961 NFL title . . . 21
Kerridge, Joe . . . 181
Key, opponent abbreviations, media guide . . . 358
King, Kevin . . . 262
Kirby, Chris . . . 74
Klein, Matt . . . 75
Kliehahn, Adolph . . . 533
Korzun, Adam . . . 75

L

Lambeau Field
 1919 Kitchen & Tap . . . 611
 Atrium . . . 610
 Attendance records . . . 607
 Bowl, The . . . 604
 Coldest games . . . 56
 Community events, Atrium . . . 612
 Construction, original . . . 604
 Cost, expansion/renovation, 2011-15 . . . 602
 Cost, original . . . 604
 Cost, redevelopment, 2000-03 . . . 601
 Dedication date . . . 600
 Development, 2015-17 . . . 27
 Disabled seating . . . 601
 Expansions . . . 603
 Financing, expansion/renovation, 2011-15 . . . 602
 Financing, original . . . 604
 Financing, redevelopment, 2000-03 . . . 601
 Frozen Tundra Hockey . . . 612
 Hall of Fame, Packers . . . 610
 Hallowed ground . . . 600
 Hockey, Frozen Tundra . . . 612
 Longest active home tenures . . . 603
 Longest occupied stadiums . . . 602
 LZ Lambeau . . . 612
 Memorable games . . . 606
 Names on facade . . . 23
 Original construction . . . 604
 Owner . . . 600
 Packers all-time record . . . 600
 Packers Hall of Fame . . . 610
 Private boxes . . . 601
 Pro Shop . . . 612
 Project Play 60 . . . 612
 Records . . . 367
 Renamed, 1965 . . . 366
 Ring of Honor . . . 23
 Seating diagram . . . 605
 Snow-shoveling tradition . . . 24
 Special events . . . 611
 Surface info . . . 600
 Ticket prices . . . 605
 Ticket upgrades . . . 601
 Tickets, waiting list . . . 606
 Tittletown District . . . 614
 Tours . . . 610
 Twin flags . . . 125
 Upgrades . . . 601
 Weather by playoff game . . . 497
 Weather, coldest games . . . 56
 Weddings . . . 611
 W-L record, by opponent . . . 362

Lambeau Leap, origin of . . . 28
Lambeau, Curly, biography . . . 545
Lambeau, death, stadium renamed . . . 366
Landmark Packers games . . . 373
Larrivee, Wayne . . . 620
Last time, The
 Draft . . . 273
 On-field accomplishments . . . 368
Leaders, annual team
 Field goals made . . . 372
 Interceptions . . . 376
 Kickoff returns . . . 378
 Passing . . . 374
 Punt returns . . . 377
 Punting . . . 377
 Receptions by TE . . . 375
 Receptions, overall . . . 374
 Rushing yards . . . 373
 Sacks . . . 378
 Scoring . . . 371
 Total tackles . . . 378
 Touchdowns . . . 371

Leaders, career, all-time franchise

 Passing . . . 387
 Receiving . . . 387
 Rushing yards . . . 387
Leap, Lambeau, origin of . . . 28
Ledvina, Nicole . . . 25
Left, Robert . . . 289
Left-footed punters, Packers . . . 132
Letuligasehoa, Josh . . . 289
Lightning delays, preseason games . . . 528-529
Linsley, Corey . . . 183
Loan to Chicago Bears . . . 351
Locker-room speech, Holmgren . . . 484
Locker-room speech, Woodson . . . 490
Lofton, James, biography . . . 518
Logo history . . . 61
Lombardi Era, The . . . 533
Lombardi sweep . . . 156
Lombardi Trophy, The . . . 400
Lombardi, Vince, biography . . . 547
Lombardi's pupils . . . 212
Longest active home tenures, pro sports . . . 603
Longest continuously occupied stadiums . . . 602
Longest-standing nicknames, pro sports . . . 76
Longest Yard, The . . . 95
Losing streaks, longest vs. opponent . . . 279
Lovat, Mark . . . 44
Lowest-drafted Pro Bowlers . . . 250
Lowry, Dean . . . 186
Lunsford, Izaah . . . 290
LZ Lambeau . . . 612

M

Malaspina, Matt . . . 69
Margins of victory/defeat, largest . . . 479
Marks history . . . 61
Marquette Stadium . . . 609
Martinez, Blake . . . 188
Mathews, Derrick . . . 290
Mathews, Clay . . . 190
Mays, Devante . . . 298
McCaffrey, Max . . . 271
McCarren, Larry . . . 620
McCarthy, Mike . . . 32
McCarthy, Mike, press conferences . . . 630
McCray, Justin . . . 291
McCurley, Scott . . . 52
McGarigle, Tim . . . 53
McLean Moves Up . . . 533
McNally, Johnny (Blood), biography . . . 515
McNally, Johnny (Blood), name origin . . . 342
Meat Packing Co. . . 611
Media information . . . 630
Media services
 Conference calls . . . 631
 Credententials . . . 631
 Internet . . . 631
 McCarthy press conferences . . . 630
 Photo credentials . . . 631
 Player availability . . . 630
 Pool reporters . . . 631
 Practice-field access . . . 630
 Telephones, Media . . . 631
Memorable games, Lambeau Field . . . 606



Michalske, Mike, biography 516
 Midwest Shrine Game 530
 Milestone league games 373
 Milwaukee County Stadium 609
 Milwaukee, all-time record 478
 Minicamp history 181
 Minneapolis Marines, first game 532
 Mission statement, corporate 1
 Mock, Danny 71
Monday Night Football, Packers on 524
 Montgomery, Jerry 54
 Montgomery, Ty 200
 Moss, Winston 38
 Most experienced players, Packers 82
 Most Packers Pro Bowl selections, season 92
 Most single-season tackles, defensive lineman 135
 Most Valuable Player, NFL 522
 Movies, Packers in 95
 Multiple 100-yard rushers, same game 41
 Murphy, C.M. "Neil" 531
 Murphy, Kyle 204
 Murphy, Mark 14

N

Naming of Lambeau Field 366
 National champion, players drafted 116
 National TV schedule 618
 Navy ship, USS Green Bay 152
 Nelson, Jody 206
 Net passing, 300-yard efforts 358
 Network television debuts 524
 NFC, first-team all-conference choices 521
 NFC Central, all-time vs. 479
 NFC Central, composite standings 108
 NFC North, composite standings 184
 NFL calendar, 2017-18 619
 NFL schedule, 2017 616
 NFL standings, 2016 332
 Nickname origin 76
 Nicknames, longest standing, pro sports 76
 Nitschke, Ray, biography 517
 November, coldest home games 56
 November, warmest home games 139
 Number records, uniform 564
 Number system, NFL uniforms 565
 Numbers retired 548
 Numbers retired, teams in other sports 175
 Numerical roster, 2017 302
 Numerical roster, all-time 564

O

October, coldest home games 56
 October, warmest home games 139
 Offense, NFL rankings, all-time 364
 Offensive coordinators, all-time 160
 Offensive MVP, NFL 522
 Oldest nicknames, pro sports 76
 Olejniczak, Dominic 532
 Opening-day roster, 2016 331
 Opponent abbreviations, media guide 358
 Opponent records 351
 Opponent winning streaks, longest broken by 59
 Opponent W-L record, Lambeau Field 362

Opponent W-L streaks, vs. GB 279
 Opponents, common 618
 Order, selection, draft, all-time 265
 Origin, franchise 531
 Original construction, Lambeau Field 604
 Other homes, Packers 607
 Outstanding performers
 100-yard receiving games 385
 100-yard rushing games 384
 300-yard passing games 386
 Overtime games 525
 Overtime rules 48
 Owen, Mike 69
 Owner, Lambeau Field 600

P

Packers all-time record 4
 Packers firsts 532
 Packers Hall of Fame, Green Bay
 Inductees 519
 Origin 53
 Packers name origin 76
 Packers story 531
 Pankey, Adam 292
 Participation, player, 2016, regular season 309
 Participation, player, 2016, postseason 311
 Passer rating, best seasons 382
 Passing, career leaders, Packers 387
 Passing, NFL rankings, all-time 364
 Patrick, Lucas 292
 Pearson, Colby 293
 Peck, Aaron 293
 Peck, Frank 531
 Peprah, Charlie 70
 Perry, Darren 55
 Perry, Nick 213
 Phillips, Kalif 294
 Phoenix, Packers training in 181
 Phone numbers 2
 Photo credentials 631
Pigskin Champions 95
 Pipkins, Lenzy 294
Pitch Perfect 2 95
 Plan B free agents 597
 Plane pioneers 287
 Player availability, media 630
 Player limits, annual 622
 Player personnel department 66
 Players, did not play, appeared on roster 96
 Playoffs
 Captains, 2016 229
 Crowds, largest 607
 Game summaries 492
 Green Bay's 56 games 491
 History, Packers 480
 Meetings, most overall 511
 Overtime games 526
 Records, individual 508
 Records, team 511
 Statistics, 2016 310
 Tiebreakers, history in 498
 Weather, home 497
 Wins, consecutive, over one team 512
 W-L records, home, NFL teams 499

W-L records, NFL, all-time 145
 W-L records, vs. one opponent 513
 Playograph board, watching games on 535
 PMS colors, team 4
 Points, largest margins 479
 Policy, Ed 26
 Poll, America's favorite teams 15
 Pool reporters 631
 Population, Green Bay 4
 Position, players by, first round, draft 273
 Position, roster by, 2017 300
 Postseason meetings, most overall 511
 Postseason overtime games 526
 Postseason records, individual 508
 Postseason records, team 511
 Postseason statistics, 2016 310
 Postseason wins, consec., over one team 512
 Postseason W-L records, home, all-time 499
 Postseason W-L records, vs. one opponent 513
 Postseason, W-L records, all-time 145
 Practice field access, media 630
 Practice squad, all-time 591
 Practice squad, first 592
 Preseason broadcast team 621
 Preseason crowds, largest 607
 Preseason results 526
 Price, Brian 295
 Prime-time, Packers in 524
 Pringle, Raysean 295
 Private boxes 601
 Pro Bowl, each of first four seasons 225
 Pro Bowl MVP 522
 Pro Bowl selections 523
 Pro Bowl selections, most, season 92
 Pro Bowl starter & All-Pro 138
 Pro Bowl voting 523
 Pro Bowlers
 Lowest-drafted Packers 250
 Undrafted Packers 250
 Pro Bowls, most, by player 191
 Pro Bowls, most, by position 191
 Pro Football Hall of Fame, Canton 615
 Pro Shop, Packers 512
 Pro Shop, jersey sales 170
 Project Play 60 612
 Pronunciation guide, 2017 300
 Public relations department 632
 Punters, Packers, since 1970 132

Q

Quarterback(s)
 First 533
 Packers, 1948-2016 170

R

Radio Network, Packers 620
 Radio, flagship station 4
 Rain, David 57
 Rain delays, preseason games 528-529
 Randall, Damarion 218
 Rankings, franchise, ESPN 15
 Rankings, NFL, all-time, Packers in 364

| | | | |
|-------------------------------------|-----|--|-----|
| Rankings, weekly NFL, 2016 | 307 | Numerical, 2017 | 302 |
| Receivership period, franchise | 532 | Numerical, all-time | 564 |
| Receiving, career leaders, Packers | 387 | Opening day, 2016 | 331 |
| Receptions, best seasons | 383 | Positional, 2017 | 300 |
| Record, W-L, all-time | 4 | Reduction dates, 2017 | 619 |
| Records, individual | 334 | Rough Rhode(s) | 535 |
| Combined kick returns | 348 | Rushing yards, best seasons | 381 |
| Combined net yards | 348 | Rushing yards, career Leaders, Packers | 387 |
| Defense | 349 | Rushing, NFL rankings, all-time | 364 |
| Field goals | 336 | Ryan, Jake | 249 |
| Interceptions by | 345 | Ryan, Willard J. | 540 |
| Kickoff returns | 347 | | |
| Lambeau Field | 367 | | |
| Opponent | 351 | | |
| Overall touchdowns | 335 | | |
| Passing | 339 | | |
| Points after touchdown | 335 | | |
| Postseason | 508 | | |
| Punt returns | 346 | | |
| Punting | 345 | | |
| Receiving | 342 | | |
| Rushing | 337 | | |
| Sacks | 349 | | |
| Safeties | 337 | | |
| Scoring | 334 | | |
| Service | 334 | | |
| Tight ends | 243 | | |
| Yards from scrimmage | 344 | | |
| Records, Lambeau Field | 367 | | |
| Records, playoffs, individual | 508 | | |
| Records, playoffs, team | 511 | | |
| Records, team | 352 | | |
| Attendance | 607 | | |
| Championships | 352 | | |
| Defensive | 362 | | |
| Field goals | 354 | | |
| First downs | 355 | | |
| Fumbles | 361 | | |
| Games lost | 352 | | |
| Games won | 352 | | |
| Kickoff returns | 360 | | |
| Net yards gained | 355 | | |
| Overall touchdowns | 353 | | |
| Passing | 357 | | |
| Penalties | 361 | | |
| Points after touchdown | 354 | | |
| Postseason | 511 | | |
| Punt returns | 359 | | |
| Punting | 359 | | |
| Rushing | 356 | | |
| Safeties | 354 | | |
| Scoring | 353 | | |
| Tie games | 352 | | |
| Turnovers | 361 | | |
| Uniform number | 564 | | |
| Restricted free agents, all-time | 598 | | |
| Results | | | |
| 2016, Packers | 305 | | |
| Preseason, all-time | 526 | | |
| Season, by, summary | 478 | | |
| Season, by, year-by-year | 398 | | |
| Team, by | 391 | | |
| Retired numbers, other sports | 175 | | |
| Retired numbers, Packers | 548 | | |
| Riding bikes to practice | 179 | | |
| Ring of Honor | 23 | | |
| Ringo, Christian | 221 | | |
| Ringo, Jim, biography | 517 | | |
| Rings, Super Bowl, Packers | 489 | | |
| Ripkowski, Aaron | 223 | | |
| Road crowds, largest | 607 | | |
| Road games, Packers first to fly | 287 | | |
| Road games, worst | 139 | | |
| Robinson, Dave, biography | 518 | | |
| Rockwood Lodge | 550 | | |
| Rodgers, Aaron | 226 | | |
| Rodgers, Aaron, 2011 season | 231 | | |
| Rodgers, Richard | 242 | | |
| Rollins, Quinten | 246 | | |
| Ronzani Regime | 532 | | |
| Rookie(s) | | | |
| All-Rookie team, PFW/PFWA, all-time | 522 | | |
| First-year players, vs., difference | 571 | | |
| Free-agent signings, notable | 297 | | |
| Starters, season openers | 215 | | |
| Roster | | | |
| Alphabetical, 2017 | 301 | | |
| Alphabetical, all-time | 554 | | |

S

| | |
|---------------------------------------|-----|
| Starr Trek, The | 533 |
| Starr, Bart, biography | 517 |
| Starters on injured reserve, 2000-16 | 63 |
| Starters, rookie, season openers | 215 |
| State Fair Park | 609 |
| Statistics, game-by-game | |
| Select seasons, individual, all-time | 381 |
| Team, 2016 | 308 |
| Statistics, individual, 2016 | |
| Defense | 307 |
| Offense | 306 |
| Special teams | 307 |
| Statistics, team | |
| Game-by-game, 2016 | 308 |
| Defense, all-time | 380 |
| Offense, all-time | 379 |
| Stock and financial history | 549 |
| Stock sales | 550 |
| Stock sales, years | 4 |
| Stockholders | 4 |
| Streaks | |
| 300-yard net passing games | 358 |
| Longest broken by GB | 59 |
| Losing, longest vs. opponent | 279 |
| Playoff wins, over one team | 512 |
| Winning, longest vs. opponent | 279 |
| Streets named after Packers | 101 |
| Strength of schedule, Packers history | 98 |
| Sudden-death games, all-time | 525 |
| Sullivan, Jon-Eric | 30 |
| Summaries, game, 2016 | 312 |
| Sunday Night Football, Packers on | 524 |
| Super Bowl, interception returns | 488 |
| Super Bowl MVP | 522 |
| Super Bowl rings, Packers | 489 |
| Super Bowls | |
| Future | 619 |
| I | 481 |
| II | 482 |
| Two appearances, Packers uniform | 486 |
| XXXI | 483 |
| XXXII | 485 |
| XLV | 487 |
| Surface info, Lambeau Field | 600 |
| Surface, Lambeau Field new | 199 |
| Sweep, Lombardi | 156 |

T

| | |
|--|-----|
| Table of contents | 1 |
| Tackles | |
| Defensive lineman, most, season | 135 |
| Seasons leading team | 267 |
| Special teams, most, season | 147 |
| Takeaway ratios, Packers history | 359 |
| Talley, David | 297 |
| Taylor, Aaron | 297 |
| Taylor, Jim | |
| Biography | 516 |
| Fullback is the position | 297 |
| Taylor, Lane | 254 |
| Team statistics | |
| Defense, annual | 380 |
| Offense, annual | 379 |
| Telephone numbers | 2 |
| Telephones, media | 631 |
| Television announcers, preseason | 621 |
| Television entertainment, Packers in | 95 |
| Television game-selection process, NFL | 182 |
| Television market, Green Bay | 4 |
| Television markets, smallest | 535 |
| Television national, NFL, 2017 | 618 |
| Television network debuts | 524 |
| Television revenue, 1953 | 550 |
| Temperature, average high, Green Bay | 4 |
| Temperature, home playoff games | 497 |
| Tenured players, Packers' longest | 82 |
| Texas, Packers training in | 181 |
| Thanksgiving, Packers on | 525 |
| <i>There's Something About Mary</i> | 95 |
| Thirteen times world champions | 480 |
| Thomas, Joe | 256 |
| Thompson, Ted | 17 |
| Thompson, Ted, draft picks, by school | 19 |
| Thompson, Ted, press conferences | 630 |
| Thorne, Grant | 76 |
| Thursday Night Football, Packers on | 524 |

| | |
|--------------------------------------|-----|
| Ticket prices | 605 |
| Ticket upgrades | 601 |
| Tiebreakers | |
| Packers history in, playoffs | 498 |
| Procedures, NFL, playoffs | 623 |
| Ties, draft order | 79 |
| Ties, recognized in league standings | 538 |
| Tight ends, records | 243 |
| Timeline | |
| Lambeau Field, original construction | 604 |
| Packers franchise | 538 |
| Titles, world, most | 480 |
| Titles, NFL, Packers seasons | 4 |
| Titelton District | 614 |
| Titelton Meets Tinseltown, Where | 95 |
| Titelton moniker, origin | 102 |
| Touchdowns | |
| Defensive, 1950-2016 | 25 |
| Special teams, 1959-2016 | 46 |
| Touchdown passes, combinations | 353 |
| Toughest schedules, Packers history | 98 |
| Tours, Lambeau Field | 610 |
| Trade(s) | |
| First-round draft picks, involving | 594 |
| Significant, Packers history | 593 |
| Training camp | |
| Dates, 2017 | 4 |
| History, unique in Green Bay | 269 |
| Transactions, 2016-17, by date | 331 |
| Transition players, all-time | 598 |
| Travel, Packers first to fly | 287 |
| Trgovac, Mike | 60 |
| Tripp, Jordan | 259 |
| Trophy, the Lombardi | 400 |
| Turnbull, Andrew | 549 |
| Turnkey, Team Brand Index | 258 |
| Turnover ratios, Packers history | 359 |
| Twin flags, Lambeau Field | 125 |
| Two-point conversions, all-time | 334 |
| Two Super Bowls, Packers uniform | 486 |

U

| | |
|------------------------------------|-----|
| USS Green Bay | 152 |
| Ultimate standings, ESPN | 15 |
| Undrafted free agent Pro Bowlers | 250 |
| Uniform number records | 564 |
| Uniform number system, NFL | 565 |
| Unique team | 535 |
| University, players by | 205 |
| Unrestricted free agents, all-time | 598 |
| Upgrades, Lambeau Field | 601 |

V

| | |
|--|-----|
| Vainisi, Jack | 533 |
| Van Pelt, Alex | 62 |
| Vannieuwenhoven family, original farm | 604 |
| Venus, top 20 of 20th cent., <i>Sports Illustrated</i> | 44 |
| Veteran free-agent signings, notable | 597 |
| Victory, largest margins of | 479 |
| Vogel, Justin | 298 |
| Voting, Pro Bowl | 523 |

W

| | |
|---|---------|
| Waiting list, season tickets | 535 |
| Waiver acquisitions, notable | 597 |
| Walls, Charles | 70 |
| Waters, Herb | 298 |
| Warmest Packers games | 139 |
| Weather | |
| Average high, Green Bay | 4 |
| Coldest home games | 56 |
| Delays, preseason games | 528-529 |
| Home playoff games | 497 |
| Shoveling snow at Lambeau Field | 24 |
| Warmest Packers games | 139 |
| Websites, official | 2 |
| Weddings, Lambeau Field | 611 |
| Where Titelton Meets Tinseltown | 95 |
| White, Reggie, biography | 518 |
| Whitehead, Jermaine | 299 |
| Whitt Jr., Joe | 64 |
| Williams, Jamaal | 270 |
| Williams, Richmond | 67 |
| W-L record | |
| Bye, after the | 203 |
| Decade, by | 479 |
| December/January, Packers in, since 2000 | 148 |
| Head coaches, Packers | 551 |
| Home playoff games, NFL | 499 |
| Home, 10-year stretch, best | 245 |
| Lambeau Field, all-time | 600 |
| Lambeau Field, by opponent | 362 |
| Milwaukee, all-time | 478 |
| Packers, all-time breakdown | 478 |
| Playoff games, home, NFL | 499 |
| Playoffs, NFL, all-time | 145 |
| Playoffs, vs. one opponent | 513 |
| Wind chill, home playoff games | 497 |
| Winning field goals | 336 |
| Winning streaks, longest broken by GB | 59 |
| Winning streaks, longest vs. opponent | 279 |
| Wisconsin Athletic Hall of Fame, Packers in | 379 |
| Wisconsin-LSU football game, 2016 | 613 |
| Wojciechowski, John | 30 |

| | |
|---|-----|
| Wolf, Eliot | 27 |
| Wolf, Ron, biography | 518 |
| Wolf, Ron, legacy as a mentor | 39 |
| Wolf, Ron, stamp on Packers history | 43 |
| Wood, Willie, biography | 517 |
| Woodson, Charles, locker-room speech | 490 |
| World champions, defending, GB vs. | 65 |
| World championship seasons | 4 |
| Worst turnover margins, Packers history | 359 |
| Wrigley Field | 603 |

Y

| | |
|----------------------------|-----|
| Yancey, DeAngelo | 272 |
| Yearly statistical leaders | 371 |
| Field goals made | 372 |
| Interceptions | 376 |
| Kickoff returns | 378 |
| Passing | 374 |
| Punt returns | 377 |
| Punting | 377 |
| Receptions by TE | 375 |
| Receptions, overall | 374 |
| Rushing yards | 373 |
| Sacks | 378 |
| Scoring | 371 |
| Total tackles | 378 |
| Touchdowns | 371 |
| Yuenger, Jack | 102 |

Z

| | |
|-----------|----|
| Zook, Ron | 45 |
|-----------|----|



TED THOMPSON INTERVIEWS

- During training camp, General Manager Ted Thompson will be available weekly for group interviews in the Media Auditorium.
- One-on-one interviews with Thompson should be arranged through Jason Wahlers (920-569-7210).
- Please check with the P.R. staff in late July for a specific schedule of Thompson's press conferences.



MIKE MCCARTHY PRESS CONFERENCES

- During training camp, the coach generally will be available in the Media Auditorium before practice.
- During the regular season, Head Coach Mike McCarthy generally will be available in the Media Auditorium on Monday, Wednesday, Thursday, Friday and after home games.
- One-on-one interviews with McCarthy should be arranged through Jason Wahlers (920-569-7210).



PLAYER INTERVIEWS

- During training camp, the team's locker room will open once per day for 30 minutes on days of practice.
- During the regular season, the locker room generally will be open on Monday, Wednesday, Thursday, Friday and following games.
- All interviews with players on the practice squad or injured reserve need to be requested and approved through the P.R. department.
- At the conclusion of all games, the locker room will be opened following the NFL's standard "cooling-off" period.
- Any requests to interview players other than on the aforementioned days should be directed to a member of the Packers' P.R. department.

ASSISTANT COACH AVAILABILITY

All by request, through the P.R. department

- During training camp, all assistants generally will be available every other week at the podium. Please check with the P.R. staff for a specific schedule.
- Coordinators - Edgar Bennett (offense, bottom left), Dom Capers (defense, bottom middle) and Ron Zook (special teams, bottom right) - will continue to serve as primary spokesmen in their respective areas.
- During the regular season, assistants generally will be available on Thursdays at the podium in the Media Auditorium with offense and defense rotating every other week. During a week when offensive coaches are available, Capers will also be available on Thursday to represent the defense. When defensive coaches are available, Bennett will also be available on Thursday to represent the offense. On Mondays, the coordinators will be available at the podium in the Media Auditorium.
- Following games, Head Coach Mike McCarthy will be the only coach available to the media.



- Position coaches are available for questions on specific players and the position group only. Broader interview topics need to be directed to the respective coordinators.
- No assistant coach should be contacted directly by telephone (at his desk, home or on his cell phone), or by email. All interviews must be arranged through the P.R. department.
- Sarah Quick (920-569-7213) serves as the primary contact for assistant coaches. In her absence, feel free to contact another member of the P.R. staff.

PRACTICE ACCESS, PHOTOGRAPHY AND SOCIAL-MEDIA GUIDELINES

- During the regular season, practices will be open to state media who regularly cover the team for designated periods during the first half of each session, similar to previous seasons. Also as in prior years, photo opportunities will be limited to the beginning portions of practice.
- The team reserves the right to limit photography to certain periods for competitive reasons. This restriction applies to both training-camp and regular-season practices.
- During practice periods in which B-roll and still photography are NOT permitted, the media may not utilize camera phones, either. The P.R. staff will alert the media of the permissible "shooting" periods before and during each practice.
- Video of practice, press conferences or locker-room interviews by an individual or media outlet may not be posted at any time on social-media sites or live-broadcasting applications (this includes applications such as Facebook, Twitter, Vine, Instagram, Snapchat, Ustream, Periscope and Meerkat, etc).
- No still photography is permitted in the locker room at any time. Signs, notes and other personal items or information posted in and around the locker room at player lockers are not to be photographed or captured on video.
- During training camp, "Twitter/blogging" is allowed during practices, but the Packers would ask that members of the media utilizing the technology adhere to a few simple guidelines. Please note that this policy is for training-camp practices only and does change during the regular season:
 - NO entries about specific schemes, personnel groupings or anything that might be related in any way to game planning. If you have ANY questions about this, please ask a member of the Packers' P.R. staff before posting.
 - NO entries regarding "football communications," including specific exchanges between coaches and players that might be overheard. Acknowledgement that the conversation occurred is acceptable, but we ask that the details of the conversation be withheld.
 - NO detailed speculation as to the potential nature or severity of an injury until Coach McCarthy has addressed it following practice. Once again, acknowledging that an injury occurred and providing general details (i.e., "Right leg ..." or "Left wrist ...") is permitted, but anything beyond that would be purely speculative and possibly inaccurate.
 - The team would like to continue to keep training-camp practices open to those wishing to utilize blogging and/or Twitter, but such a policy is contingent upon media adhering to the guidelines above. If there are ANY questions regarding what is or is not acceptable, please contact a member of the Packers' P.R. department.

ALL INFORMATION IS SUBJECT TO CHANGE

CREDENTIALS

All credential requests are acquired through an online credential link, which should be obtained by contacting Sarah Quick, assistant director of public relations. Requests may be sent via email (Sarah Quick; quicks@packers.com). Credentials will not be mailed, unless the requesting outlet provides a Federal Express or UPS number, and if scheduled in advance, should be picked up in person at the Packers' corporate offices, located in the Lambeau Field Atrium. Credentials not obtained prior to gameday will be left at Media Will Call on the south side of the stadium near the Shopko Gate. Media Will Call opens three hours prior to kickoff.

ONLINE-CONTENT POLICY

According to the 2017 NFL non-game online content policy, accredited organizations may distribute online non-game audio and video content, including interviews, press conferences and team practices at NFL venues, acquired as a result of credentialed access ("Game Information") to games or club/league facilities provided that such distribution: is 90 seconds maximum per day (180 seconds in two-team markets – 90 seconds per team); may not be "archived" (i.e., made available for on-demand public access) for more than 24 hours; appears in an editorial context only (no sponsorship, merchandising or advertising integrated with or around the content); is not posted live; and is accompanied by links back to NFL.com and to the club website.

The 90-second limit does not include video/audio material that is composed entirely of a credentialed media employee providing commentary or analysis ("talking head" reporting), including pregame or postgame stand-up material shot on the field or other facility location.

While a game is in progress, any forms of accounts of the game must be sufficiently time-delayed and limited in amount (e.g., score updates with detail given only in quarterly game updates, fewer than 10 photographs during the game) so that the accredited organization's game coverage cannot be used as a substitute for, or otherwise approximate, authorized play-by-play accounts.

The Packers have their own social-media and online-content policies for practice reporting, which will be communicated by the P.R. staff for both training camp and the regular season. Members of the media are encouraged to contact the public relations staff with any questions.

PHOTO CREDENTIALS

Photo credentials will not be issued to freelance photographers unless on a specific assignment from an accredited organization. Credentials are not provided to "grips" due to on-field space limitations.

CONFERENCE CALLS

The Packers' P.R. department will arrange a conference call with the head coach and a key player of the opposing team each week during the regular season. These conference calls will be made from the media workroom, and generally will be held on Wednesday.

TELEPHONES/INTERNET

Lambeau Field features complimentary wireless internet in the main press box. Please contact the public information department if you require assistance.

In the Lee Remmel Press Box at Lambeau Field, more than a dozen "co-op" phones are available to media throughout the box. If dedicated service is desired, please contact Scott Guth of Dataline Services seven to 10 days prior to the game at 920-569-7090 or sguth@datalineservicesinc.com. Instruments also may be obtained through Guth, upon request.

Dedicated internet service also may be ordered through Dataline Services – on a game-by-game or full-season basis – for installation in either the Lee Remmel Press Box or in the downstairs photo/media workrooms.

POOL REPORTER

As assigned by the Professional Football Writers of America (PFWA), the Green Bay pool reporter for the 2017 season is Rob Demovsky of ESPN.com. Pete Dougherty of the *Green Bay Press-Gazette* is the alternate.



2017 MEDIA WALKING DIRECTIONS, LAMBEAU FIELD

FROM PRESS BOX TO LOCKER ROOMS

PACKERS LOCKER ROOM: Take the press box elevator to Level M. Go right onto the mezzanine, which you will follow around to the south end of the stadium until reaching Stair O. Take the stairs down to the bottom (field level, marked LL). Go through several doors, then cross the field tunnel to reach the Media Auditorium (post-game press conference area), which is on your immediate right. To reach the locker room, continue to and through the double doors marked Authorized Personnel Only. The locker-room entrance is the second door on your right.

VISITING TEAM LOCKER ROOM: Take the press box elevator to Level M. Go right onto the mezzanine, which you will follow around to the south end of the stadium until reaching Stair O. Take the stairs down to Floor 1 and go through the door at the left. Curve right, make a quick left, then go straight 15 yards and through a set of two doors. The entrance to the Visiting Team Interview Room (1C16) will be on your left, about 50 yards down. To reach the Visiting Team Locker Room, continue the same path down the corridor.

FROM PRESS BOX TO STADIUM EXIT

- Take the press box elevator to Level 1. Exit to the left out of the lobby to the parking lot.

PRESS GATE & WILL CALL INFORMATION

- Media credentialed for the press box should enter the stadium on the west (Ridge Road) side at the Associated Bank Gate. Upon entering the stadium, take the elevator at the immediate right to the Lee Remmel Press Box (Level 7).
- Field photographers and other media credentialed for field access should enter the stadium on the south end at the Media-Workroom entrance. That entrance is west of the Shopko Gate off Valley View Road next to the ticket window.
- Media Will Call is located on the south end of the stadium, adjacent to the Shopko Gate, off Valley View Road.
- Ticket Will Call is on the northeast corner of the stadium, near the Packers Pro Shop, which faces Lombardi Avenue.

LATE PRESS BOX EXIT

- Take the press box elevator to Level 1. Exit to the left out of the lobby to the parking lot. Once outside, turn left again, walking toward the media parking lot, on the south side of the stadium property.

LATE PARKING LOT EXIT

- To reach Lombardi Avenue from the media parking lot, use the nearest lot exit, turning right onto Ridge Road toward Lombardi.

PUBLIC RELATIONS DEPARTMENT



JASON WAHLERS
Director of Public Relations
 920-569-7210
 wahlersj@packers.com
 Iowa State ('99); Ohio University ('01)
Hometown: West Des Moines, Iowa
Career: Wisconsin Timber Rattlers, 1999-2000; Denver Broncos, 2001-02; Amsterdam Admirals (NFL), 2002; Tampa Bay Buccaneers, 2002-11; Green Bay Packers, 2011-present.



SARAH QUICK
Assistant Director of Public Relations
 920-569-7213
 quicks@packers.com
 Marquette University ('98)
Hometown: Middletown, Ohio
Career: Milwaukee Wave (MISL), 1998-2002; Green Bay Packers, 2002-present.



TOM FANNING
Communications Manager
 920-569-7222
 fanningt@packers.com
 University of Minnesota ('98)
Hometown: Appleton, Wis.
Career: St. Paul Slam (IBA), 1997-98; *Appleton Post-Crescent*, 1999; Minnesota Vikings, 1999-2008; Green Bay Packers, 2008-present.



NATE LoCASCIO
Public Relations Coordinator
 920-569-7216
 locascion@packers.com
 University of Wisconsin - River Falls ('05)
Hometown: Green Bay, Wis.
Career: Jacksonville Jaguars, 2005; Amsterdam Admirals (NFL), spring 2006; Jacksonville Jaguars, 2006; Arizona Cardinals, 2007-11; Pittsburgh Steelers, 2011-14; Green Bay Packers, 2014-present.



ZACH WELCH
Public Relations Intern
 920-569-7217
 welchz@packers.com
 University of Missouri-Kansas City ('15)
Hometown: Roeland Park, Kan.
Career: Kansas City Chiefs, 2015-16; Los Angeles Rams, 2016-17; Green Bay Packers, 2017-present.

PUBLIC AFFAIRS DEPARTMENT



AARON POPKEY
Director of Public Affairs
 920-569-7211
 popkeya@packers.com
 University of Wisconsin ('94)
Hometown: De Pere, Wis.
Career: Green Bay Packers, 1993-present.



KATIE HERMSEN
Public Affairs Coordinator
 920-569-7218
 hermsenk@packers.com
 University of Wisconsin ('14)
Hometown: Appleton, Wis.
Career: Isthmus Publishing, 2012; Curb Magazine, 2013; UW-Madison Campus and Visitor Relations, 2013-14; Green Bay Packers, 2014-present.

LEE REMMEL PRESS BOX

The Packers in 2003 permanently named the new Lambeau Field press box after team historian and longtime public relations director Lee Remmel. Remmel's 62-year association with the team began as a sportswriter in 1945 before moving into the team's front office in 1974.

