

**GREEN BAY PACKERS**  
**MEDIA GUIDE**

**2018**

## PRESEASON

<u>Date</u>	<u>Opponent</u>	<u>Wis. Time</u>	<u>TV</u>
Thu., Aug. 9	TENNESSEE TITANS . . . . .	7 p.m.	Packers TV Network (Bishop's Charities Game)
Thu., Aug. 16	PITTSBURGH STEELERS (Gold Pkg.) . . . . .	7 p.m.	Packers TV Network (Midwest Shrine Game)
Fri., Aug. 24	at Oakland Raiders . . . . .	9:30 p.m.	Packers TV Network
Thu., Aug. 30	at Kansas City Chiefs . . . . .	7:30 p.m.	Packers TV Network


## REGULAR SEASON

<u>Date</u>	<u>Opponent</u>	<u>Wis. Time</u>	<u>TV+</u>
Sun., Sept. 9	CHICAGO BEARS . . . . .	7:20 p.m.	NBC
Sun., Sept. 16	MINNESOTA VIKINGS (Gold Pkg.) . . . . .	12 p.m.	FOX
Sun., Sept. 23	at Washington Redskins . . . . .	12 p.m.	FOX
Sun., Sept. 30	BUFFALO BILLS . . . . .	12 p.m.	CBS
Sun., Oct. 7	at Detroit Lions . . . . .	*12 p.m.	FOX
Mon., Oct. 15	SAN FRANCISCO 49ERS . . . . .	7:15 p.m.	ESPN
Sun., Oct. 21	Open Date		
Sun., Oct. 28	at Los Angeles Rams . . . . .	*3:25 p.m.	FOX
Sun., Nov. 4	at New England Patriots . . . . .	*7:20 p.m.	NBC
Sun., Nov. 11	MIAMI DOLPHINS (Gold Pkg.) . . . . .	*12 p.m.	CBS
Thu., Nov. 15	at Seattle Seahawks . . . . .	*7:20 p.m.	FOX/NFLN
Sun., Nov. 25	at Minnesota Vikings . . . . .	*7:20 p.m.	NBC
Sun., Dec. 2	ARIZONA CARDINALS . . . . .	*12 p.m.	FOX
Sun., Dec. 9	ATLANTA FALCONS . . . . .	*12 p.m.	FOX
Sun., Dec. 16	at Chicago Bears . . . . .	*12 p.m.	FOX
Sun., Dec. 23	at New York Jets . . . . .	*12 p.m.	FOX
Sun., Dec. 30	DETROIT LIONS . . . . .	*12 p.m.	FOX

\* "Flexible scheduling" will be used in Weeks 11-17. Additionally, in Weeks 5-10, flexible scheduling may be used in no more than two weeks. In Weeks 5-16, the schedule lists the games tentatively set for *Sunday Night Football* on NBC. Only Sunday afternoon games are eligible to be moved to Sunday night, in which case the tentatively scheduled Sunday night game would be moved to an afternoon start time. A flexible-scheduling move would be announced at least 12 days before the game. For Week 17, the Sunday night game will be announced no later than six days prior to December 30. The schedule does not list a Sunday night game in Week 17, but an afternoon game with playoff implications will be moved to that time slot. Flexible scheduling will not be applied to games airing on Thursday or Monday nights.

## NFL POSTSEASON DATES

Jan. 5-6 . . . . .	AFC and NFC Wild Card Playoffs
Jan. 12-13 . . . . .	AFC and NFC Divisional Playoffs
Jan. 20 . . . . .	AFC and NFC Championship Games
Jan. 27 . . . . .	AFC-NFC Pro Bowl, Camping World Stadium, Orlando, Fla.
Feb. 3 . . . . .	Super Bowl LIII, Mercedes-Benz Stadium, Atlanta, Ga.





# 2018 MEDIA GUIDE

## DETAILED INDEX - ON PAGES 632-637

2018 Packers Schedule	inside front cover
Club Information	5

### PACKERS IN THE COMMUNITY

Community Involvement/Mission	7
-------------------------------	---

### ADMINISTRATION & COACHING STAFF

Staff Directory	2
Administration Biographies	13
Executive Committee	29
Coach Biographies	30
Player Personnel Staff Biographies	63
Football Support Staff Biographies	68
Staff Photos	74

### THE PLAYERS

Veteran Player Biographies	81
2018 Draft Choice Biographies	272
Other Free Agent/First-Year Player Biographies	295
2018 Roster by Position	309
Pronunciation Guide	309
2018 Alphabetical Roster	310
2018 Numerical Roster	311
How the Packers Were Built	312

### 2017 SEASON IN REVIEW

Results	314
Regular-Season Statistics	315
Defensive/Special Teams Statistics	316
Game-By-Game Statistics, Team	317
Participation Chart	318
Game Summaries	319
Transactions (June 16, 2017 – June 15, 2018)	335
NFL Final Standings	336

### RECORDS & CHAMPIONSHIPS

Packers Individual Records	338
Packers Opponent Individual Records	355
Packers Team Records	356
Lambeau Field Records	371
The Last Time	372
Annual Individual Leaders	375
Annual Team Statistics	383
Select Seasons	385
Outstanding Performers	388
Career Passing, Rushing & Receiving Leaders	391
All-Time Scoring	392
Thirteen Times World Champions	485
Super Bowl Story	486
Super Bowl Ring History	494
Packers in the Playoffs	496
Playoff Game Summaries	497
Individual Playoff Records	513
Team Playoff Records	516
All-Time Coaching Records	557
Attendance Records	614

### HONORS

Packers in the Wisconsin Athletic Hall of Fame	374
Packers in the Pro Football Hall of Fame	520
Packers Hall of Famers, Green Bay	525
All-Pro Selections	526
NFL Awards	528
Pro Bowl Selections	529
Packers All-Time Teams	545
Retired Packers Numbers	554

### ALL-TIME RESULTS

Results by Team	395
Results vs. Defunct Teams	395
Results by Season, 1919-39	402
Results by Season, 1940-2017	405
Results by Season, Summary	483
All-Time W-L Record	484
Largest Point Margins	484
Monday Night Football/Prime-Time Games	530
Thanksgiving Day	531
Overtime Games	531
Preseason Games	532
Charity Games	536

### ORIGINS

The Packers Story	537
Packers Chronology	544
Curly Lambeau, Biography	551
Don Hutson, Biography	552
Vince Lombardi, Biography	553
Shareholder and Financial History	555
Other Homes of the Packers, 1919-1994	614

### TEAMS PAST

First-Round Draft Choices	294
Head Coaches	557
Assistant Coaches	558
All-Time Alphabetical Roster	560
All-Time Uniform Numbers	570
All-Time Drafts	583
All-Time Practice Squad	597

### LAMBEAU FIELD

Stadium Records	371
Hallowed Ground	607
Lambeau Field Atrium	617
Titletown Development	621

### NATIONAL FOOTBALL LEAGUE

2018 Schedule	624
Nationally Televised Games	626
League Calendar	627

### MEDIA INFORMATION

Communications Staff, Policies, Directions	638-640
--	---------

**THE GREEN BAY PACKERS' MISSION IS TO WIN CHAMPIONSHIPS AND DELIVER EXCELLENT GUEST EXPERIENCES WHILE GUIDED BY OUR CORE VALUES.**

**Teamwork, Respect, Stewardship, Integrity, Excellence**

**THE GREEN BAY PACKERS' VISION IS TO BECOME AND REMAIN THE STANDARD OF EXCELLENCE AGAINST WHICH ALL OTHER ORGANIZATIONS IN PROFESSIONAL SPORTS ARE MEASURED.**



© Copyright 2018 by the Green Bay Packers, Inc. All rights reserved.

Player biographies in this guide are as of June 15, 2018. The information in this publication has been compiled for use by the news media to aid in reporting on the Green Bay Packers. No part of this book may be reproduced or transmitted in any form or by any means, electronic or mechanical, including photocopying, recording, or by any information storage and retrieval system, without permission in writing from the Green Bay Packers, Inc.

**STREET ADDRESS**

Green Bay Packers, Inc.  
1265 Lombardi Ave.  
Green Bay, WI 54304

**MAILING ADDRESS**

P.O. Box 10628  
Green Bay, WI 54307-0628

[www.packers.com](http://www.packers.com)

[www.lambeaufield.com](http://www.lambeaufield.com)

**TELEPHONE NUMBERS**

Main Switchboard . . . . .	920-569-7500	Ticket Office Fax . . . . .	920-569-7101
Ticket Office . . . . .	920-569-7501	Packers Pro Shop Fax . . . . .	920-569-7151
Packers Pro Shop . . . . .	920-569-7510	Football Operations Fax . . . . .	920-569-7801
Administration Fax . . . . .	920-569-7301	Fan Information Hotline . . . . .	920-569-7502
Communications Fax . . . . .	920-569-7201	Hall of Fame Hotline . . . . .	920-569-7512
Community Outreach Fax . . . . .	920-569-7302	Stadium Tours Hotline . . . . .	920-569-7513

[www.packersproshop.com](http://www.packersproshop.com)

[www.titletown.com](http://www.titletown.com)

**ADMINISTRATION**

Mark Murphy . . . . . President and Chief Executive Officer  
Ed Policy . . . . . Chief Operating Officer and General Counsel  
Paul Baniel . . . . . Vice President of Finance and Administration  
Craig Benzel . . . . . Vice President of Sales and Business Development  
Gabrielle Dow . . . . . Vice President of Marketing and Fan Engagement  
Nicole Ledvina . . . . . Vice President of Human Resources  
Jason Wahlers . . . . . Vice President of Communications  
Jerry Hanson . . . . . Staff Counsel  
Patricia Scott . . . . . Executive Assistant to the President  
Rhonda Borowicz . . . . . Senior Legal Assistant  
Marissa Meli . . . . . Corporate Transactions Counsel  
Mary Bartels . . . . . Executive Assistant of Finance  
Julie Leung . . . . . Executive Assistant of Sales and Marketing  
Bob Harlan . . . . . Chairman Emeritus

**FOOTBALL OPERATIONS**

Russ Ball . . . . . Executive Vice President/Director of Football Operations  
Grey Ruegamer . . . . . Director of Player Engagement  
Matt Klein . . . . . Director of Coaching Operations/Team Travel  
Adam Korzun . . . . . Director of Performance Nutrition  
Mike Halbach . . . . . Director of Football Technology  
Ryan Feder . . . . . Football Technology Analyst  
Connor Lewis . . . . . Football Technology Analyst  
Jack Prominski . . . . . Football Technology Analyst  
Chris Gaines . . . . . Football Technology Assistant  
Omar Young . . . . . Coaching Administrator  
Kelly Heim . . . . . Executive Assistant to the General Manager  
Melanie Marohl . . . . . Manager of Football Administration/Player Finance  
Linda Nuthals . . . . . Manager of Corporate Travel  
Sherry Schuldes . . . . . Manager of Family Programs  
Lisa Waeghe . . . . . Executive Assistant to the Head Coach  
Kade Rannings . . . . . Football Administrator

**COACHING**

Mike McCarthy . . . . . Head Coach  
Joe Philbin . . . . . Offensive Coordinator  
Mike Pettine . . . . . Defensive Coordinator  
Winston Moss . . . . . Associate Head Coach/Linebackers  
Mark Lovat . . . . . Strength & Conditioning Coordinator  
Ron Zook . . . . . Special Teams Coordinator  
James Campen . . . . . Offense – Run Game Coordinator/Offensive Line  
Patrick Graham . . . . . Defense – Run Game Coordinator/Inside Linebackers  
Jim Hostler . . . . . Offense – Pass Game Coordinator  
Joe Whitt Jr. . . . . Defense – Pass Game Coordinator  
Jason Simmons . . . . . Secondary  
Jerry Montgomery . . . . . Defensive Line  
Brian Angelichio . . . . . Tight Ends  
Frank Cignetti Jr. . . . . Quarterbacks  
Ben Sirmans . . . . . Running Backs  
David Raih . . . . . Wide Receivers  
Jeff Blasko . . . . . Assistant Offensive Line  
Scott McCurley . . . . . Defensive Assistant  
Maurice Drayton . . . . . Assistant Special Teams  
Ryan Downard . . . . . Defensive Quality Control  
Chris Gizzi . . . . . Strength & Conditioning Assistant  
Thadeus Jackson . . . . . Strength & Conditioning Assistant  
Grant Thorne . . . . . Strength & Conditioning Assistant

**PLAYER PERSONNEL**

Brian Gutekunst . . . . . General Manager  
Ted Thompson . . . . . Senior Advisor to Football Operations  
Jon-Eric Sullivan . . . . . Co-Director of Player Personnel  
John Wojciechowski . . . . . Co-Director of Player Personnel  
Matt Malaspina . . . . . Director of College Scouting  
Sam Seale . . . . . National Scout  
Chad Brinker . . . . . Assistant Director of Pro Scouting/Salary Cap Analyst  
Lee Gissendaner . . . . . Personnel Executive  
Richmond Williams . . . . . Pro Scout  
Luke Benuska . . . . . College Scout  
Joe Hueber . . . . . College Scout  
Pat Moore . . . . . College Scout  
Mike Owen . . . . . College Scout  
Charlie Peparh . . . . . College Scout  
Charles Walls . . . . . College Scout  
Brandian Ross . . . . . College Scout  
Danny Mock . . . . . College Scouting Coordinator  
Autumn Thomas-Beenenga . . . . . Pro Personnel Coordinator

**VIDEO**

Chris Kirby . . . . . Video Director  
Andy Muckerheide . . . . . Assistant Video Director  
Nick Goddard . . . . . Video Assistant

**EQUIPMENT**

Gordon "Red" Batty . . . . . Equipment Manager  
Tom Bakken . . . . . Assistant Equipment Manager  
Bryan Nehring . . . . . Assistant Equipment Manager  
Tim Odea . . . . . Equipment Assistant  
Kevin Nelson . . . . . Equipment Assistant

**MEDICAL**

Bryan Engel . . . . . Head Athletic Trainer  
Pepper Burruss . . . . . Director of Sports Medicine Administration  
Dr. Patrick McKenzie . . . . . Team Physician  
Dr. John Gray . . . . . Associate Team Physician  
Dr. Robert Anderson . . . . . Associate Team Physician  
Dr. James Ebben . . . . . Medical Consultant  
Kurt Fielding . . . . . Assistant Athletic Trainer  
Nate Weir . . . . . Coordinator of Rehabilitation  
Andrew DePietropolo . . . . . Assistant Athletic Trainer  
Griffin Haddad . . . . . Intern Athletic Trainer  
Chase Webb . . . . . Intern Athletic Trainer

**COMMUNICATIONS**

Sarah Quick . . . . . Assistant Director of Communications  
Tom Fanning . . . . . Communications Manager  
Nate LoCascio . . . . . Communications Coordinator  
Evan Siegle . . . . . Team Photographer  
Jack Carney . . . . . Communications Intern

**PUBLIC AFFAIRS**

Aaron Popkey . . . . . Director of Public Affairs  
Katie Hermson . . . . . Public Affairs Coordinator  
Cliff Christl . . . . . Team Historian

**BRAND & MARKETING**

Joan Malcheski . . . . . Director of Brand & Marketing  
Garrison Cummings . . . . . Business Intelligence Manager  
Brian O'Connell . . . . . Digital Analyst  
Tessa Ruid . . . . . Email & Fan Acquisition Coordinator  
Bill Luebker . . . . . Manager of Creative Design  
Elizabeth Lasee . . . . . Graphic Artist  
Haylee Helmle . . . . . Fan Engagement Specialist  
Lexi Kinnard . . . . . Brand & Fan Engagement Intern  
Paul O'Brien . . . . . Brand & Marketing Intern  
Kelli Krueger . . . . . Email Marketing and Fan Insights Intern  
Paige Apkarian . . . . . Graphic Design Intern



## COMMUNITY OUTREACH

Cathy Dworak . . . . . Director of Community Outreach & Player/Alumni Relations  
 Bobbi Jo Eisenreich . . . . . Manager of Corporate & Foundation Giving  
 Ryan Fencil . . . . . Football Outreach Specialist  
 Tony Fisher . . . . . Player/Alumni Specialist  
 Amanda Wery . . . . . Community Outreach Senior Coordinator  
 Julie Broeckel . . . . . Corporate Giving Coordinator  
 Sandy Roubal . . . . . Corporate Giving Coordinator  
 Ambria Berryhill . . . . . Community Outreach Intern

## DEVELOPMENT & HOSPITALITY

Charlie Millerwise . . . . . Director of Development and Hospitality  
 Jackie Krutz . . . . . Manager of Titledtown Residential & Programs  
 Wendy Jansen . . . . . Manager of Lambeau Field Events  
 Scott Dettmann . . . . . Manager of Outside Sales – Lambeau Field Events  
 Casey Ausloos . . . . . Lambeau Field Events Outside Sales Account Executive  
 Jenny Zuege . . . . . Lambeau Field Events Specialist  
 Amy Baker . . . . . Lambeau Field Events Administrator  
 Tina Hermus . . . . . Administrative Assistant of Events

## DIGITAL, BROADCAST & GAME PRESENTATION

Kregg Shilbauer . . . . . Director of Digital, Broadcast & Game Presentation  
 Kandt Goltz . . . . . Manager of Game Presentation & Live Events  
 Duke Bobber . . . . . Manager of Digital  
 Michael Atkinson . . . . . Producer  
 Ryan Hartwig . . . . . Manager of Social Media  
 Mike Spofford . . . . . Senior Writer  
 Wes Hodkiewicz . . . . . Staff Writer  
 Larry McCarren . . . . . Sports Analyst  
 Mike Vandersnick . . . . . Videographer  
 Adam Hoebelheirich . . . . . Senior Editor/Associate Producer  
 Tyler Gajewski . . . . . Videographer/Editor  
 Matt Haberkamp . . . . . Digital UX Coordinator  
 Matt Arvin . . . . . Game & Live Production Coordinator  
 Kim Ippolito . . . . . Digital Production Intern  
 Morgan Murphy . . . . . Game Entertainment Intern  
 Jessica Dickhut . . . . . JTV Game Entertainment Intern

## FACILITIES

Ted Eisenreich . . . . . Director of Facility Operations  
 Mike Moynihan . . . . . Assistant Director of Facility Operations  
 Justin Dantzman . . . . . HVAC Manager  
 Todd Edlebeck . . . . . Facilities Manager  
 Brad "Gus" Gustafson . . . . . Manager of Atrium Operations  
 Anne Larson . . . . . Facilities Office Manager  
 Kyle Nooker . . . . . Titledtown Facilities Manager  
 Bill Rasmussen . . . . . Facilities Manager  
 Bill Roubal . . . . . Electrical Manager  
 Dave Tilot . . . . . Facilities Supervisor  
 Corey Wentland . . . . . Facilities Supervisor  
 Craig Nooyen . . . . . Sr. HVAC Technician  
 Clyde Watson . . . . . HVAC Technician  
 Ken Sulewski . . . . . HVAC Technician  
 Bill Miller . . . . . Plumber/Beverage Systems Technician  
 Dale Vannieuwenhoven . . . . . Janitorial Coordinator  
 Jon Corpron . . . . . Journeyman Electrician  
 Eric DeMars . . . . . Facilities Assistant  
 Brian Cornelius . . . . . Atrium Operations Lead  
 Joe Setzkorn . . . . . Atrium Operations Lead  
 Dan Skaleski . . . . . Atrium Operations Lead  
 Israel Torres . . . . . Atrium Operations Lead  
 Tom Whitman . . . . . Atrium Operations Lead  
 Chad Dalebroux . . . . . Titledtown Facilities Maintenance Assistant  
 Joe Felhofer . . . . . Titledtown Facilities Maintenance Assistant  
 Anthony Lensmire . . . . . Titledtown Facilities Maintenance Assistant  
 Christi Marcks . . . . . Administrative Assistant of Facilities

## FIELDS

Allen Johnson . . . . . Fields Manager  
 Derek Paris . . . . . Fields Assistant  
 Bart Bartelme . . . . . Fields Assistant  
 Ryan Blise . . . . . Fields Assistant  
 Joe Ranthum . . . . . Horticulture Technician

## FINANCE

Carla Schrank . . . . . Accounting Manager  
 Scott Murphy . . . . . Accounting Manager  
 Ben Brossard . . . . . Senior Accountant  
 Andrew Podlask . . . . . Staff Accountant  
 Ryan Thurm . . . . . Staff Accountant  
 Ann Dabeck . . . . . Payroll Coordinator  
 Jill Austinson . . . . . Accounting Assistant  
 Wendy Pasowicz . . . . . Accounts Payable Assistant  
 Julie Van Asten . . . . . Accounts Payable Assistant

## HUMAN RESOURCES

Melissa Malfroid . . . . . Human Resources Manager  
 Chelsea Demro . . . . . Human Resources Coordinator

## INFORMATION TECHNOLOGY

Wayne Wichlacz . . . . . Director of Information Technology  
 Kenny Ansel . . . . . Assistant Director of Information Technology  
 Mike Jelenic . . . . . Senior Computer Systems Administrator  
 Tony Smith . . . . . Security Compliance Analyst  
 Bobbi Cameron . . . . . Business Services Analyst  
 Andy Cornelissen . . . . . Data Warehouse Analyst  
 Justin Ruckel . . . . . Network Engineer  
 Travis Conard . . . . . Computer Systems Administrator  
 Joe Reuter . . . . . Information Technology Systems Analyst  
 Robert Konitzer . . . . . Client Support Specialist  
 Ryan Maes . . . . . Client Support Specialist  
 Troy VanWychen . . . . . Information Technology Support Specialist  
 Becky Lamal . . . . . Help Desk/Administrative Assistant

## RETAIL OPERATIONS

Peggy Prebelski . . . . . Director of Retail Operations  
 Jennie Robertson . . . . . Ecommerce Manager  
 Adam Dax . . . . . Ecommerce Content Specialist  
 Amy Vigue . . . . . Ecommerce Marketing Specialist  
 Pam Burnett . . . . . Merchandise Manager  
 Jennifer Pertzborn . . . . . Retail Buyer  
 Patrick Luce . . . . . Retail Buyer  
 Theresa Pagel . . . . . Retail Buying/Ecommerce Assistant  
 Cody Boeck . . . . . Manager of Retail Operations & Customer Service  
 Derek Dimmer . . . . . Retail Store Manager  
 Lisa Treichel . . . . . Assistant Retail Store Manager  
 Darren Lohr . . . . . Assistant Retail Store Manager  
 Tim Hodek . . . . . Assistant Retail Store Manager  
 Andy Bomske . . . . . Assistant Retail Store Manager  
 Tim Schroeder . . . . . Manager of Retail Distribution Center  
 Gavin Carrigan . . . . . Assistant Manager of Retail Distribution Center  
 Judy Pedersen . . . . . Assistant Manager of Retail Distribution Center  
 Mark Merkey . . . . . Assistant Manager of Retail Distribution Center  
 Hannah Fields . . . . . Ecommerce Marketing Intern

## SALES & BUSINESS DEVELOPMENT

Chad Watson . . . . . Director of Sales & Business Development  
 Jon Schweitzer . . . . . Manager of Broadcast Sales  
 Carl Moll . . . . . Broadcast Sales & Operations Specialist  
 Justin Wolf . . . . . Manager of Corporate Sales  
 Dana Kressig . . . . . Corporate Sales Executive – Digital Sales  
 Jon Murphy . . . . . Corporate Sales Executive  
 Craig Decker . . . . . Corporate Sales Executive  
 Stephanie Blavat-Vesely . . . . . Partnership Sales and Services Executive  
 Sara Webb . . . . . Manager of Partnership Services  
 Shea Greil . . . . . Senior Partnership Services Coordinator  
 Lisa Norman . . . . . Senior Partnership Coordinator  
 Tammi Schroeder . . . . . Partnership Services Coordinator  
 Krista Bye-Nagel . . . . . Partnership Services Fulfillment Coordinator  
 Nick Beauchamp . . . . . Digital Sales Partnership Services Coordinator  
 Aaron Hart . . . . . Manager of Corporate Sales – Milwaukee Office  
 Michelle Ratchman . . . . . Partnership Services Coordinator – Milwaukee Office  
 Scott Thompson . . . . . Business Information Analyst  
 Zach Epstein . . . . . Sales & Business Development Intern  
 Kinsey McLaughlin . . . . . Sales & Business Development Intern

## SECURITY


Doug Collins	Director of Security/Risk Management
Scott Peters	Assistant Director of Security
Justin Crabb	Building Security Manager
Andrew Wellens	Building Security Supervisor
Mike Agnew	Security Officer
Scott Hansen	Security Officer
Ken Kirkpatrick	Security Officer
Doug Maes	Security Officer
Jesse Motto	Security Officer
Paul Schmit	Security Officer
Bob Slaby	Security Officer
Craig Stevens	Security Officer
Joe Stewart	Security Officer
Randy Vogel	Security Officer
Jamie Woodbeck	Security Officer
Peter Yurek	Security Officer
Brandon Arndt	Shipping & Receiving Coordinator
Laurie Taicher	Security/Risk Management Assistant
Barb Gehlhoff	Mail Clerk
Randy Van Camp	Mail Clerk

## STADIUM SERVICES

Jennifer Ark	Director of Stadium Services
Krissy Zegers	Manager of Hall of Fame and Stadium Tours
Hillary Nick	Hall of Fame and Stadium Tour Sales Executive
Marc Leisgang	Hall of Fame & Stadium Tour Operations Coordinator
Brent Hensel	Hall of Fame Curator
Keith Cronin	Manager of Guest Services
LaFawn Joslin	Guest Services Assistant - Switchboard
Ginny Schram	Guest Services Assistant - Reception
Sindi Anschutz	Guest Services Assistant - Atrium Concierge
Diane Aubry	Guest Services Assistant - Atrium Concierge
Betsy Frenzel	Guest Services Assistant - Atrium Concierge
Sue Last	Guest Services Assistant - Atrium Concierge
Barb Van De Hey	Guest Services Assistant - Atrium Concierge
Karen Wiesner	Guest Services Assistant - Atrium Concierge
Carolyn Zeise	Guest Services Assistant - Atrium Concierge

## TICKETING & PREMIUM SEATING

Jason McDonough	Director of Ticketing and Premium Seating
Philip Caldwell	Manager of Ticketing
Daniel Moss	Manager of Premium Seating
Christine Wahlen	Ticket Office Coordinator
Sue Zernicke	Ticket Office Coordinator
Cassandra Polansky	Senior Premium Seating Coordinator
Reece Oliver	Premium Seating Sales Executive
Molly Linnane	Premium Seating Coordinator
Derek Corral	Premium Seating Intern



## 100 SEASONS CELEBRATION

The Green Bay Packers were first organized at a meeting in downtown Green Bay nearly 100 years ago. Since that August day in 1919, the franchise has given fans plenty to celebrate, with 13 world championships, 25 Pro Football Hall of Famers and a beloved home, Lambeau Field. As the team embarks on its centennial season in 2018, the Packers are recognizing this historic milestone with **"100 Seasons."** A century in the making, "100 Seasons" is the epic, 16-month celebration of the Packers' rich history, which will be capped by the franchise's 100th birthday on Aug. 11, 2019.

Fans and community members are invited to join in the numerous celebrations, beginning with Lambeau Field Live, a traveling interactive exhibit that includes everything fans love about Lambeau Field. The exhibit is making appearances at several locations around the state throughout the summer of 2018 and 2019. "100 Seasons" also includes the Packers Experience, a free four-day festival coinciding with the start of training camp that features live music, a replica team locker room, USA Football kids' clinics, Packers alumni, photo stations and prizes.

Also included as part of "100 Seasons" is Celebration Weekend, taking place during the weekend of the Packers' home opener against the Chicago Bears on Sept. 9. Celebration Weekend will be highlighted by the team's annual alumni weekend festivities, as well as a free concert for fans and visitors on Saturday, Sept. 8.

"100 Seasons" continues into 2019 with "Legacy: 100 Seasons of the Green Bay Packers," a 10-part documentary series recounting each era of the team. The series will be released in full in Fall 2019. Rounding out the centennial celebration, a book featuring the definitive history of the team will also be released later in 2019. More information is available at [www.packers.com/100](http://www.packers.com/100).





**First Season:** 1919 (independent)  
**First NFL Season:** 1921 (American Professional Football Association)  
**Founders:** E.L. "Curly" Lambeau and George Whitney Calhoun  
**All-Time Record:** 771-584-37 (.569) in league games  
 Reg. Season: 737-562-37 (.567)  
 Postseason: 34-22 (.607)  
**NFL Titles:** 13 — 1929-31, 1936, 1939, 1944, 1961-62, 1965-67, 1996, 2010  
**Division Titles:** 23 — 1936, 1938-39, 1944, 1960-62, 1965-67, 1972, 1995-97, 2002-04, 2007, 2011-14, 2016  
**Conference:** National Football Conference  
**Division:** North Division  
**Training Camp:** St. Norbert College, De Pere, Wis. (since 1958)  
**2018 Dates:** Rookies and veterans report July 25; camp breaks Aug. 11

**Stadium:** Lambeau Field  
**Capacity:** 81,441  
**Surface:** SISGrass  
**Year Opened:** 1957  
**League Games:** 367 (incl. 21 postseason, 61 years)  
**Team Colors:** Dark Green (PMS 5535), Gold (PMS 1235) and White  
**Radio:** Flagship WTMJ (620 AM) and statewide Packers Radio Network  
**Preseason TV:** WTMJ-TV (Ch. 4) in Milwaukee & WGBA-TV (Ch. 26) in Green Bay originates state/regional network  
**City of Green Bay —**  
**Population:** 105,116  
**TV market:** 69th  
**Average Snow:** 51.4 inches/year  
**Avg. High Temp:** 79.8° F in July; 24.3° in January

## SHAREHOLDERS

- The Green Bay Packers have been a publicly owned, nonprofit corporation since 1923. They were first organized as the Green Bay Football Corp., and then reorganized in 1935 as Green Bay Packers, Inc.
- A total of 5,009,562 shares are owned by 361,169 stockholders — none of whom receives any dividend on the initial investment.
- The corporation is governed by a board of directors and a seven-member executive committee.
- One of the more remarkable business stories in American history, the team is kept viable by its shareholders — its unselfish fans. Even more incredible, the Packers have survived during the current era, permeated by free agency and the NFL salary cap. And, thanks in large part to Brown County's passage of the 2000 Lambeau Field referendum, the club will remain solvent and highly competitive well into the future due to its redeveloped stadium.
- Fans have supported the team financially on several occasions, including five stock sales: 1923, 1935, 1950, 1997 and 2011.
- To protect against someone taking control of the team, the articles of incorporation prohibit any person from owning more than 200,000 shares.



## GREEN BAY PACKERS 2018 MEDIA GUIDE

**Editor:** Tom Fanning

**Research:** Nate LoCascio, Zach Welch, Jack Carney, Cliff Christl

**Proofreading:** John Watters, Nate LoCascio, Jason Wahlers, Zach Welch, Jack Carney, Cliff Christl

**Writing:** Tom Fanning, Nate LoCascio, Jason Wahlers, Aaron Popkey, Sarah Quick, Zach Welch, Katie Hermesen, Cliff Christl

**Additional editorial, writing, design and research assistance:** Autumn Thomas-Beengena, Melanie Marohl, Cathy Dworak, Bobbi Jo Eisenreich, Tom Pigeon, Eric Goska, *Green Bay Press-Gazette* and *Milwaukee Journal Sentinel* archives and special acknowledgement to previous public relations staff members and interns.

**Cover:** Designed by Trenea Schepp; TreeHouse Design.

**Other photos:** Evan Siegle, Vernon Biever, James Biever, Matt Becker, Harmann Studios, *The Associated Press*, AP Images, Getty Images, the Stiller-Lefebvre collection (including the Neville Public Museum), Duke Bobber, Tyler Gajewski, Brenda Spaude, Steve Ryan, Keegan Wright, NFL Photos, David Elliott, the *Green Bay Press-Gazette*, Mary Jo Walicki and Rick Wood (*Milwaukee Journal Sentinel*), Cathy Dworak, Bobbi Jo Eisenreich, Daryl Cornick, Mark Phibrick, Tom Hauck, Elkus Manfredi Architects, John Maniaci and UW Health Child Life staff, and all sports information departments from schools of draft choices and undrafted free agents, recent and years past.

The team wishes to thank the following for their invaluable help in producing this guide: the entire staff at **Elias Sports Bureau** (including Seymour Siwoff, Steve Hirdt, Santo Labombarda, Alex Stern, Peter Hirdt, Chris Thorn, Frank Labombarda, John Labombarda, Kevin Hines, Ken Hirdt, Tom Hirdt, Randy Robles, Bob Rosen, Bob Tracy, Bob Waterman, Matt Martingale, Todd Betzag, Sal D'Agostino, John Carson, Chris Slowik, Dan Hopard, Dennis Hirdt, John McCarthy, Ben Rosenberg and Jennifer Giacona); **STATS LLC**; **Brown County Library** (Mary Jane Herber); **Jostens Corporation** (Ken Westland & Bob Skoroniski); the **NFL communications department** (including Randall Liu, Mike Signora and Alex Zerkel); Paul Spinelli; **NFL player personnel** (Joel Bussert); **NFL Films**; the **Pro Football Hall of Fame** (Pete Fierle and Saleem Choudhury); the **Packers Hall of Fame** (Tom Murphy); **Z.D. Studios** (including Jason Albert); **Somerville, Inc.** (including Melanie Parma); **CoSIDA** and the sports information departments at its member schools; colleagues at other NFL teams; and **Press Pass Ink** (Shirley Cleereman).

Most of the historical data covering the Packers' first 50 years from 1919 to 1968 was taken from the team's official records; Packers press books and press guides dating to the early 1930s; interviews with former players, staff members and fans dating to the 1920s; the Brown County Library's local history department; and from the pages of the *Green Bay Press-Gazette*. George Whitney Calhoun, co-founder of the Packers, worked for the paper for 40 years as a telegraph editor, city editor and sports editor and continued to write columns in retirement about Packers history until his death in 1963. For nearly 30 years, from 1919 to 1947, Calhoun also doubled as the Packers' publicist. In addition, he was the team's secretary for nearly 20 years and a member of its board of directors for nearly 35 years.

Additional historical input was derived from the writings of Val Schneider, Art Bystrom, John Walter, Art Daley and Lee Rimmel of the *Green Bay Press-Gazette* and Bud Lea and several others from the *Milwaukee Sentinel* and *The Milwaukee Journal*.

The following books also were used as sources: the annual *NFL Record & Fact Book*, *Total Packers*, *Total Football II*, the *NFL Encyclopedia* and *The Packer Legend* by John Torinus. Other valuable information was gleaned from Ron Wolf, Eric Goska, John Maxymuk, Rick Gosselin, David Dolan, Guy Hankel, Joe Cronin, and John Karl and family.

**Printing:** JP Graphics Inc. in association with Press Pass Ink. Printed on recycled paper.



**IN THE  
COMMUNITY**



## GREEN BAY PACKERS GIVE BACK

*Green Bay Packers Give Back, the team's all-encompassing community outreach initiative, includes the Green Bay Packers Foundation; appearances made by players, alumni, coaches and staff; youth football outreach; cash and in-kind donations; Make-A-Wish visits; and community events.*

### THE GREEN BAY PACKERS GIVE BACK MISSION:

Green Bay Packers Give Back is dedicated to enriching the lives of Wisconsin and Upper Michigan residents by donating time and talents, along with providing diverse community outreach programs.

We are committed to taking an active role in leading by example to encourage, inspire and build unity within the communities that have consistently supported us.



## COMMUNITY EVENTS

### EMPOWER

This leadership event featured speakers and activities geared at encouraging students to use their influence to create positive ripples throughout the community.

### SPOOKTACULAR

The annual Spooktacular event in the Lambeau Field Atrium once again featured music and variety acts, as well as Halloween-themed crafts and activities.

### PROJECT PLAY 60

At this annual event designed to get families active, kids and community members enjoyed inflatables, climbing walls, bungee trampolines, face painting and entertainment.

### FESTIVAL OF LIGHTS

The Packers and Festival Foods brought the joy of the holidays to all who attended this free event. Family-friendly activities and photo opportunities with Santa Claus were offered, along with the formal lighting of the tree in Harlan Plaza.

### CHRISTIAN OUTREACH ECUMENICAL THANKSGIVING DINNER

Hundreds of volunteers prepped food and served guests during the Thanksgiving meal. Over 1,800 meals were provided in the Atrium and delivered to the homebound.

### LAMBEAU FIELD BLOOD DRIVES

In 2017, over the course of three blood drives from May to November, 1,130 total pints of blood were collected for those in need.

## FOOTBALL INITIATIVES

### YOUTH FOOTBALL OUTREACH CAMPS

3,735 youth participated in these camps at various schools throughout the state of Wisconsin, designed to get kids active and enjoying football drills.

### PLAY FOOTBALL MONTH

At Packers Family Night and at the Packers' two home preseason games, teams from Racine Youth Sports, the Kenosha Ramblers and the Cottage Grove Parks and Recreation League scrimmaged on Lambeau Field as part of "Play Football Month," aimed at recognizing youth football programs.

### NFL FLAG EQUIPMENT GRANTS

Ten new NFL FLAG leagues were created in Wisconsin via \$2,000 equipment grants that purchased jerseys, belts and footballs.

### GREEN BAY PACKERS PARENTS CLINIC

Sixty-five parents received classroom and on-field instruction on how the game of football is being played more safely.

**USA FOOTBALL PLAYER SAFETY COACHES CLINIC**

Forty-three coaches attended the USA Football Player Safety Coaches Clinic to renew their certification.

**NFL FLAG TEAM AT THE PRO BOWL**

The Northwest Wisconsin Champions League, the Packers' "At-Large" team selection, participated in the NFL FLAG Championships in Orlando, Fla., and was awarded a \$4,000 donation to assist with expenses.

**GREEN BAY PACKERS 7-ON-7 HIGH SCHOOL PASSING TOURNAMENT**

Eight teams participated in the tournament in 2017: Ashwaubenon, Bay Port, Cedar Grove-Belgium, Greendale, Menasha, Menomonie, Monona Grove and Notre Dame. A \$4,000 donation was awarded to the champion and a \$2,000 donation was awarded to the runner-up.

**GREEN BAY PACKERS HIGH SCHOOL COACH OF THE WEEK PROGRAM**

Ten individual high school football coaches were selected for this honor, and each received a \$1,000 donation for their football program.

**WISCONSIN FOOTBALL COACHES ASSOCIATION/GREEN BAY PACKERS HIGH SCHOOL COACH OF THE YEAR**

Steve Jones of Kimberly High School was awarded this honor for the third straight year and received a \$2,000 donation for the school's football program. Coach Jones competed for the Don Shula NFL High School Coach of the Year Award as the Green Bay Packers' nominee.

**HIGH SCHOOL QUARTERBACK CHALLENGE PRESENTED BY HPE AND CAMERA CORNER**

This on-field competition featured players from two different high school teams at each home game, with the winning team receiving a \$500 donation for their school.

**NFL DRAFT YOUTH FOOTBALL TEAM**

A team from the Pulaski Area Community Education (PACE) youth football league was selected to announce the Packers' picks in the fifth, sixth and seventh rounds on NFL Network.

**GIVING****MAKE-A-WISH**

Through the Make-a-Wish Foundation, 16 wishes were granted during the 2017 season.

**IMPACT GRANTS**

The Packers awarded \$750,000 in impact grants this year, with \$250,000 each going to Green Bay Area Public School District, CP and Give Big Green Bay.

**ANNUAL GRANTS**

More than 475 people representing nonprofit organizations from across the state attended a Dec. 5 grant recipient luncheon, receiving \$800,000 from 213 grants.

**IN-KIND DONATIONS**

An estimated \$1.2 million was raised for nonprofit organizations throughout Wisconsin with the help of in-kind donations provided by the Packers.

**YOUTH FOOTBALL EQUIPMENT**

Forty-eight schools in Wisconsin received 2,366 items for their football programs, including cleats, shoes, gloves, pads, pants, 13 various types of sleds, coolers and tackling dummies.

**CASH DONATIONS**


Cash donations totaled more than \$1.7 million in 2017.

**LAMBEAU FIELD SCHOOL TRIP GRANTS**

Six schools received cash donations to supplement the busing expense to complete field trips to Lambeau Field.

**MILWAUKEE EARN & LEARN ALL-STAR TEAM**

New in 2017, the Packers joined the Milwaukee Bucks, Brewers and Admirals to promote Milwaukee's Earn & Learn summer youth employment program. Teen participants attended a Packers preseason game.





## BISHOP'S CHARITIES GAME

2017 was the 57th year a preseason game was designated as the Bishop's Charities Game, bringing the total raised for charity efforts in the Green Bay Diocese to more than \$3.7 million.

## MIDWEST SHRINE GAME

Since its inception in 1950, more than \$4 million has been raised for the Midwest Shrine's burn centers and hospital through this annual preseason game. Janine Brass, a former patient of the Shrine Hospital, performed the national anthem at the 2017 Midwest Shrine Game.

## SCHOLARSHIPS

A total of \$26,500 was provided to Scholarships, Inc. for four-year programs, and \$26,500 was provided to NWTCC Educational Foundation Inc. for two-year programs. A portion of the scholarship funds came from the National Football League Properties which, at the Packers' request, returned to the Packers Foundation royalty fees paid for using the Packers logo on Wisconsin automobile license plates.

## MATCHING GIFTS PROGRAM

More than 80 Packers employees participated in this program, matching their cash donations in excess of \$20,000.

## HOUSTON FLOOD RELIEF FUND

The Packers donated \$100,000 to J.J. Watt's Houston Flood Relief Fund in the wake of Hurricane Harvey.

## HISPANIC HERITAGE LEADERSHIP AWARD

Karen Menéndez Collier, executive director of Centro Hispano of Dane County, was selected as the recipient of the annual NFL Hispanic Heritage Leadership Award and a \$2,000 donation for her organization.

## COMMUNITY EVENTS GRANTS

Room rental fees, valued at more than \$22,000, were waived for the four nonprofit organizations awarded this grant. All will host events at Lambeau Field in 2018.

## PACKERS STUDENT ART CONTEST

In its first year, this art contest awarded a \$5,000 donation to the winner's school in various categories.



## PLAYERS, COACHES & ALUMNI OUTREACH

### GREEN BAY PACKERS GIVE BACK CELEBRITY BOWLING EVENT PRESENTED BY NESTLÉ

Players, coaches and alumni raised \$56,000 for the Northeast Wisconsin Technical College Promise Scholarship at this bowling event.

### SALVATION ARMY – AUTOGRAPHS IN EXCHANGE FOR DONATIONS

Multiple Packers players signed autographs in exchange for donations to The Salvation Army during the holiday season. The autograph signings raised \$34,000, and Aaron Rodgers matched the donations, bringing the total donated to \$68,000.

### UNITED WAY CAMPAIGN

The Green Bay Packers have been longtime supporters of the United Way. In 2017, Packers employees Cathy Dworak and Tony Fisher co-chaired the Brown County United Way Campaign, and with the support of companies and community members, raised over \$4 million.

### TAILGATE TOUR

The 12th annual Tailgate Tour brought Packers players and alumni together with communities in Medford and Ashland, Wis., Houghton, Mich., Rhinelander, Wis. and Iron Mountain, Mich. The tailgate parties raised \$240,000 for Black River Industries, Inc., Baynet, Dial Help Inc., NATH Fredrick Place and Northwoods Airline. In addition, \$10,000 also was distributed to five schools along the tour route to purchase gym equipment.

### LEGENDARY QUARTERBACKS COLLECTOR'S PHOTO

A total of 8,400 prints were sold, with 100 percent of the proceeds split between the quarterbacks' charities: Brett Favre – University of Southern Mississippi Athletics/Volleyball; Bart Starr – Bart & Cherry Starr Foundation; Aaron Rodgers – MACC Fund.

### MIKE AND JESSICA McCARTHY GOLF INVITATIONAL

The eighth annual event was held at The Legend at Bergamont Golf Course. More than \$2 million was raised for the American Family Children's Hospital and the McCarthy Family Foundation.

### FUEL UP TO PLAY 60 SCHOOL VISIT

A \$10,000 fitness grant was awarded to the Seymour Community School District at the Fuel Up to Play 60 visit.

### WALTER PAYTON MAN OF THE YEAR AWARD NOMINEE

Clay Matthews was nominated by the Packers in 2017 for the Walter Payton NFL Man of the Year Award. The award is the only one in the league that recognizes a player's off-the-field community service as well as his on-the-field performance. In his ninth season in the NFL and with the Green Bay Packers, Matthews was selected as the Packers' nominee to honor his continual investment of time and talents in the community.

### CHARACTER PLAYBOOK

The Packers and the United Way of Brown County teamed up to give middle-school students across the state the tools to cultivate and maintain healthy relationships.



**MY CAUSE MY CLEATS**

Head Coach Mike McCarthy and many Packers players wore custom cleats promoting causes important to them during the league's second annual campaign. Cleats that were auctioned off raised over \$10,000 for the players' causes.

**ALUMNI WEEKEND**

On Sept. 24, 2017, 46 Packers alumni, including 11 from the Vince Lombardi era, attended several events: the Green & Gold Gala, a tailgate party, the Packers vs. Bengals game, the NFL Alumni Association Golf Outing and the Green Bay Packers Golf Invitational.

**PACKERS HIGH SCHOOL CANCER AWARENESS GAME**

Blake Martinez, Jake Ryan and Lucas Patrick gave their time to help raise over \$1,000 for the Vince Lombardi Cancer Foundation at the Appleton North vs. Appleton West football game on Oct. 6, 2017.

**PACKERS VS. CANCER INITIATIVE**

VINCE LOMBARDI CAP SALE - \$5 from each hat sold was donated to the Vince Lombardi Cancer Foundation, totaling \$67,630 over the course of the campaign.

PACKERS VS. CANCER GAME - On Oct. 22, 2017, cancer survivors were honored on the field prior to the game and a text-to-donate campaign was held, with the Packers matching up to \$10,000.

**MILITARY SUPPORT****SALUTE TO SERVICE FLAG FOOTBALL TOURNAMENT**

The Salute to Service Flag Football Tournament was held on the field in Tittletown to the west of Lambeau Field on Nov. 4, 2017 and raised money for morale funds of each branch of the military. Each branch of the armed forces had a team participate in the tournament, with Air Force defeating Navy 45-35 in the championship game.

**OPERATION FAN MAIL**

The Packers and WPS Health Solutions have recognized 107 families on the field during pregame activities since this program's inception in 2007.

**HOLIDAY MAIL FOR HEROES**

Holiday Mail for Heroes was held at the Atrium Nov. 6, 2017, and collected more than 900 cards to be distributed to members of the military through the American Red Cross.

**TRAINING CAMP & GAMEDAY INITIATIVES****5K RUN/WALK AT LAMBEAU FIELD PRESENTED BY BELLIN HEALTH AND 1K KIDS RUN PRESENTED BY EDVEST**

Nonprofit organizations that assisted with these events earned \$12,605 for their programs.

**AMERICAN FAMILY INSURANCE DREAMDRIVE**

Kids from the Boys and Girls Club of Greater Green Bay had the opportunity to ride special bikes to practice with the players during training camp.

**PACKERS FAMILY NIGHT**

ASPIRO served as the team's official community guests. Wendy's Wonderful Kids Program received net proceeds from the event's parking.

**PACKERS WOMEN'S ASSOCIATION FOOD DRIVE**

The food drive collected 7,000 non-perishable food items and \$11,000 in cash donations

**TOYS FOR TOTS COLLECTION**

The Toys for Tots collection in conjunction with the U.S. Marine Corps on Dec. 3, 2017, collected 1,156 toys and \$25,378 prior to the Packers-Buccaneers game.

**TOUCHDOWNS FOR CHARITY**

In its 15th season, the Touchdowns for Charity partnership with Sargento Foods donated \$51,000 to the Hunger Task Force in Milwaukee and \$20,000 to Paul's Pantry in Green Bay. The initiative also hosted a food drive near the Johnsonville Tailgate Village on Sept. 24, 2017, which collected 260 pounds of non-perishable food items and \$1,106 in cash donations.





## DELAWARE NORTH SPORTSERVICE CONCESSION STAND EFFORTS

Seventy-five nonprofit groups staffed concession stands, earning more than \$1 million for their organizations.

## COATS FOR KIDS

The Coats for Kids gameday collection collected 130 coats and \$8,000 in cash donations.

## FIRST DOWNS FOR TREES

The seventh year of First Downs for Trees, the Packers' partnership with SCA and Green Bay Packaging Inc., planted 477 new trees in 17 Brown County communities.

# VOLUNTEERISM

## TOTAL STAFF INVOLVEMENT

A total of 337 Packers staff members volunteered 2,251 hours over the course of the year.

## GREEN BAY PACKERS GIVE BACK DAY – VETERANS' GARDEN

At the groundbreaking for the first year of the Veterans' Garden on Emmet Street in Green Bay, employees built garden beds, constructed and painted a shed and gazebo, assembled a water tank and compost tumbler, and created a path.



## LADIES OF LAMBEAU

During this event, 160 ladies put brushes and paint to canvas and painted 14 murals for placement in area hospitals and youth community centers. Three nonprofit organizations suggested by volunteers also received \$1,000 donations.

## GREEN BAY PACKERS GIVE BACK DAY – BELL RINGING

Employees volunteered for The Salvation Army of Greater Green Bay at Bay Park Square Mall, collecting \$6,753 for the Red Kettle Campaign. The Packers matched the amount raised at red kettles throughout Green Bay that day up to \$15,000, resulting in an additional \$16,397, and a total of \$38,150 raised for The Salvation Army's Red Kettle Campaign on Dec. 19, 2017.

## GREEN BAY PACKERS GIVE BACK AWARD

Ten volunteers were recognized on Nov. 11, 2017, for their time and dedication to nonprofits. Each recipient received \$2,000 for the nonprofit where they volunteer.

## EMPLOYEE FOOD DRIVE

A Packers employee food drive collected 843 food items and \$522 in cash for Paul's Pantry.

## PLANTING FOR A PURPOSE PROGRAM

Aimed at encouraging gardeners to donate their fresh produce to local food pantries, the first year of this program helped collect 13,814 pounds of fresh produce, with 33 individuals signing up to grow produce specifically for the program.

## VETERANS' GARDEN

A collaborative effort between the Packers, Green Bay Vet Center and Brown County UW-Extension, the Veterans' Garden opened in 2017 to provide veterans with a garden for growing and healing.

## GREEN BAY GARDEN BLITZ

Packers employees assisted with construction of 127 garden boxes during Green Bay Packers Give Back Day in May.





# ADMINISTRATION & COACHES





# Mark MURPHY

President & Chief Executive Officer

Mark Murphy, possessor of extensive experience in professional football and sports administration, is in his 11th year as the Packers' President and CEO.

Under Murphy's guidance, the organization continues to rank as one of the NFL's premier franchises, with highly successful operations both on and off the field. On the field, the team has compiled a 109-66-1 overall record (.622), made a team-record eight consecutive playoff trips from 2009 to 2016 and earned a victory in Super Bowl XLV. Off the field, the club continues to perform well in its business efforts, which allows the organization to support football operations. The fan experience at Lambeau Field, a top priority for the organization, continues to be ranked among the best in sports.

It was a direction both Murphy and the organization envisioned when Murphy was elected by the Packers' Board of Directors as the franchise's 10th Chief Executive Officer on Dec. 3, 2007. He began his work with the organization as president-elect on Jan. 1, 2008, and then formally took over on Jan. 28, 2008.

"I am honored to have been selected and very appreciative of this tremendous opportunity," Murphy said the day of his election. "The Packers are one of the great franchises in all of professional sports, with a rich history and incredible fan support. These are successful times for the Packers. On the field they're performing well, and off the field, they're in great shape, too. I look forward to being a part of that continued success."

Murphy, who holds a law degree and an MBA in finance, brought a unique and highly qualified background to his role as head of one of the NFL's flagship franchises, first drawing from a deep understanding and appreciation of the game that comes from an eight-year playing career with the Washington Redskins. Later, he served a combined 16 years as director of athletics at Colgate University and Northwestern University, and was an assistant executive director of the NFL Players Association and a trial attorney with the U.S. Department of Justice.

In addition to his playing career and work with the NFL Players Association, Murphy had maintained his ties to the NFL through his work on the Commissioner's Player Advisory Committee (1994-2002) as well as the NFL Youth Football Committee (2002-2011). Additionally, his NFL experience includes Super Bowl wins as a player (XVII, 1982) and as a CEO (XLV, 2010), believed to be the first such achievement in league history.

NFL Commissioner Roger Goodell, recognizing the unique experience and skills Murphy brought to the NFL as the Packers' CEO, in 2008 appointed him to the NFL's Management Council Executive Committee, the NFL owners' committee whose responsibility was to serve as the bargaining team during negotiations with the NFL Players Association which resulted in a new, 10-year Collective Bargaining Agreement in 2011. The position has allowed Murphy to increase his involvement and contributions at the league level, ensuring the organization has a voice in NFL matters.

"Mark's rare blend of experiences makes him integral to the future of the Packers and the NFL," said Goodell when appointing Murphy. "His accomplishments as an NFL player, his work with the NFLPA, and now his leadership of the Packers, provide a unique perspective to the league and also to the players. He's very effective in discussions



## AT A GLANCE ...

- Named Packers President/CEO on Dec. 3, 2007, by the Packers' Board of Directors; formally assumed position on Jan. 28, 2008.
- Serves on the NFL's Management Council Executive Committee, Competition Committee, College Relations Committee and Health and Safety Committee.
- Served a combined 16 years as director of athletics at Northwestern University (2003-07) and Colgate University (1992-2003) prior to joining Packers.
- Enjoyed an eight-year NFL playing career with the Washington Redskins (1977-84); served as co-captain from 1980-84, including the Super Bowl championship team of 1982. Earned All-Pro and Pro Bowl honors in 1983.
- Is believed to be the only person to earn a Super Bowl ring as a player (XVII, 1982) and as a team's chief executive (XLV, 2010).
- Served as the Redskins' player representative to the NFL Players Association from 1980-84, including the position of vice president of the players union (1983-84).
- Holds a law degree from Georgetown University (1988) and an MBA in finance from American University (1983).
- Served as assistant executive director of the NFL Players Association (1985-88) and as a trial attorney with the U.S. Department of Justice (1989-92).
- Served on the NFL Commissioner's Player Advisory Committee (1994-2002) and the NFL Youth Football Committee (2002-2011), and currently serves on USA Football's Board of Directors.
- While a player with the Redskins, participated in the highest-scoring game in *Monday Night Football* and Green Bay Packers history, a 48-47 loss to the Packers on Oct. 17, 1983, at Lambeau Field.

with NFLPA executives. Mark is a bright and thoughtful individual who understands what needs to get done to create a system that benefits all sides for years to come. He is very reasonable and wants what's best for fans, the game and players, as we all do."

In 2012, Goodell added to Murphy's NFL-level involvement by naming him to the important Competition Committee, the group composed of team executives and coaches that studies all aspects of the game and recommends rules and policy changes to NFL clubs. Goodell also placed Murphy on the NFL owners' Health and Safety Committee and the College Relations Committee.

Upon joining the Packers, Murphy broadened his knowledge of the franchise, its operations and its standing in the community by meeting with employees, shareholders, fans and members of the Board of Directors, as well as many community groups.

Among his first initiatives was to update the organization's strategic plan, a process involving all the leadership positions of the organization, including the Executive Committee and football operations. The process created core objectives to serve as a backdrop for all key business decisions. In a move to enhance those objectives, Murphy restructured the management of the organization, which included creating a new senior-leadership staff overseeing administration and finance, football operations, human resources, legal, marketing and fan engagement, and sales and corporate partnerships. The structure reflects the growth the organization has experienced in recent years and gives broader coverage across all operations with more people involved on a senior-management level.

Murphy also is directing the organization's master plan involving Lambeau Field, the Lambeau Field Atrium, the

FRONT OFFICE

Community

Administration

Veterans

Draft & Free Agents

2017 Review

Records & History

Lambeau Field

Misc.

practice facilities and property the organization owns adjacent to the stadium. Lambeau Field and the Atrium recently underwent a \$312 million, five-year expansion and renovation that included a new distributed-audio sound system (2011), two new HD video boards and the new Bellin Health Gate on the north end of the stadium (2012), 7,000 additional seats in the south end zone served by the Shopko Gate (2013), a larger Oneida Nation Gate and new football facilities (2013), the American Family Insurance Gate, a re-developed Harlan Plaza and new Packers Pro Shop (2014), and a new Packers Hall of Fame and restaurant, 1919 Kitchen & Tap (2015). Additionally, a two-year, \$55 million project to renovate Lambeau Field's suites and club seats was completed in 2017.

To support the Lambeau Field project, Murphy directed the Packers' fifth stock sale, an effort that netted the organization more than \$64 million. More than 268,000 shares were sold during the offering, from Dec. 6, 2011, through Feb. 29, 2012, with more than 250,000 new shareholders joining the Packers' ownership. All stadium improvements were financed without public tax money.

In 2015, the Packers announced plans for Titledown, a nearly 45-acre mixed-used real estate development west of Lambeau Field, with the first phase including an engaging public plaza. The development is building upon the success of the renovated Lambeau Field and complements the vibrant business and hospitality clusters in the area that have experienced enhancement in recent years. Titledown should become a destination for visitors and residents alike. In 2017, Lodge Kohler, a four-diamond hotel; Bellin Health Titledown Sports Medicine & Orthopedics; and Hinterland Restaurant and Brewery opened during the summer. Portions of the park and plaza, including tubing lanes on Ariens Hill and an ice-skating rink and trail, opened in the fall. Planning is underway for additional phases, including a residential component.

Among the other initiatives Murphy has directed is the enhancement of the organization's retail operations, including the purchase of a new warehouse for the Packers Pro Shop and the establishment of a customer relationship management (CRM) program, with both efforts upgrading customer service to Packers fans.

Murphy also has worked to increase the number of outside events utilizing Lambeau Field, including Kenny Chesney concerts in 2011 and 2015, a Billy Joel concert in 2017, and LZ Lambeau in May 2010, a welcome back for Wisconsin Vietnam veterans. In September 2016, the Lambeau Field College Classic, presented by Carmex, saw the LSU Tigers play the Wisconsin Badgers, the stadium's first college football game since 1981. Wisconsin will make a return to Lambeau Field in October 2020 and face Notre Dame. Additionally in the community, Murphy has ensured the organization remains a strong community partner, with a charity impact of over \$8 million in the past year.

Inside the organization, Murphy continues to grow and develop the team's human resources, with new programs

for employees such as leadership development.

The 63-year-old Murphy joined the Packers after 4½ years (2003-07) as director of athletics at Northwestern University. At the Big Ten Conference school, Murphy oversaw a 19-sport program with a \$40 million budget and 160 full-time employees. During his tenure, the school won eight individual national championships and three NCAA team titles. Additionally, the university won nine conference team championships and 34 individual Big Ten titles. A total of 49 Wildcats earned first-team All-America distinction. On the football field, the Wildcats participated in two bowl games during Murphy's tenure after playing in just four previous such contests in the program's history. In 2006-07, Northwestern finished 30th in the U.S. Sports Academy Directors' Cup standings with a school-best 626.5 points. The Wildcats ranked among the top 30 in the standings for the last three years of Murphy's tenure and in 2007 finished sixth among Big Ten schools for the third straight year after previously not placing higher than ninth.

The school's athletic success under Murphy was achieved while its student-athletes continued to excel off the field. The NCAA Graduation Success Rate (GSR) data released in October 2007 reported Northwestern's rate at 98 percent, tying it with Notre Dame and Navy for No. 1 in the nation.

Prior to his tenure at Northwestern, Murphy served as director of athletics at Colgate University in Hamilton, N.Y. (1992-2003), the school from which he graduated in 1977. During his 11 years at the helm, the university experienced a renaissance of its football program, going from 0-11 in 1995 to three consecutive appearances in the NCAA Division I-AA playoffs. In 2003, the year after Murphy's departure to Northwestern, the team made it to the championship game; the achievement of that squad – a non-scholarship program – remains one of Murphy's proudest moments.

Colgate's other teams experienced success as well, with men's basketball, women's soccer, women's volleyball, women's softball and men's ice hockey teams making NCAA tournament appearances. The school also achieved graduation rates among the highest for student-athletes in Division I during Murphy's tenure. A proud alum, Murphy had the honor of delivering the address for the university's 2012 graduation ceremony.

A former All-Pro safety for the Washington Redskins, Murphy enjoyed an eight-year career (1977-84) after originally signing with the team as an undrafted free agent in 1977. He was a co-captain from 1980-84, a period that included two Super Bowl teams (1982-83). He enjoyed his finest season in 1983, leading the NFL with nine interceptions and earning consensus All-Pro honors as well as a trip to the Pro Bowl. Murphy was named as one of the Redskins' "70 Greatest Players," as well as one of the "80 Greatest Redskins," and also is a member of the club's 50th Anniversary Team.

Joe Gibbs, the Hall of Fame former coach of the Redskins who led the team during Murphy's 1981-84 seasons, was appreciative of the player's contributions and lauded the

## PACKERS PRESIDENTS/CHIEF EXECUTIVE OFFICERS

Andrew B. Turnbull	(Sept. 17, 1923–June 27, 1928)	<sup>1</sup> Russ Bogda	(Feb. 2, 1953–Feb. 22, 1958)
Ray Evrard	(June 27, 1928–Aug. 1, 1929)	<sup>2</sup> Dominic Olejniczak	(April 28, 1958–May 3, 1982)
Dr. W.W. Kelly	(Aug. 1, 1929–June 13, 1930)	<sup>3</sup> Robert Parins	(May 3, 1982–June 5, 1989)
Dr. Lee Joannes	(June 13, 1930–July 25, 1947)	<sup>4</sup> Bob Harlan	(June 5, 1989–Jan. 28, 2008)
Emil Fischer	(July 25, 1947–Feb. 2, 1953)	<sup>5</sup> Mark Murphy	(Jan. 28, 2008–present)

<sup>1</sup>Bogda submitted a letter of resignation Dec. 13, 1957, due to health reasons, but the executive committee rejected it. He died Feb. 22, 1958.

In the interim, Dominic Olejniczak was elected executive vice president and carried out Bogda's duties.

<sup>2</sup>Olejniczak was officially elected president April 28, 1958.

<sup>3</sup>Parins replaced Olejniczak as principal executive officer Oct. 11, 1981, but wasn't officially elected president until May 3, 1982.

<sup>4</sup>Harlan was elected president & chief executive officer June 5, 1989. John Jones was elected president & chief operating officer May 31,

2006. Harlan became chairman of the board, but remained CEO. Less than two weeks later, Jones underwent open-heart surgery. He

returned to work for roughly nine months, but took a leave of absence for personal reasons on May 26, 2007. Jones resigned July 20, 2007, and Harlan remained the chief officer of the organization until Jan. 28, 2008.

<sup>5</sup>Murphy was named Dec. 3, 2007. He assumed the duties Jan. 28, 2008.

Packers' hiring of Murphy.

"Mark meant a lot to the Redskins organization the years he was here and played," Gibbs said. "He was a great person along with being one of the brightest and most competitive people we've had here at the Redskins."

Gibbs had an influence on Murphy as well, as the Packers' CEO attributes much of his leadership style to what he learned from the successful Redskins coach.

"He had many leadership traits that I admired and tried to incorporate into my own leadership style," said Murphy. "He had a very natural way about him with the way he related to people, and he tried to be accessible. He was a very effective communicator, too, as most great leaders are. And when he worked with you, he was very fair and sincere. All those skills and traits fueled his awesome ability to motivate his teams."

A natural leader among his teammates, Murphy served as the Redskins' player representative to the NFL Players Association from 1980-84, including the position of vice president of the players union (1983-84). While a representative, he served on the players' bargaining committee during the 1982 players' strike. Those experiences have served him well in his role on the NFL's Management Council Executive Committee.

During his days with the Redskins, Murphy earned an MBA in finance from American University in Washington, D.C., attending classes full-time in the offseason and evening classes in-season. Upon completion of his playing career in 1985, he joined the NFL Players Association as assistant executive director. While with the NFLPA, Murphy served on the bargaining team, including during the 1987 players' strike, developed the agent-certification system and strengthened the PA's degree-completion and career-counseling programs.

While with the NFLPA, he started work on a law degree from Georgetown University and ultimately finished his studies full time after leaving the Players Association. Upon receiving his law degree in 1988, he worked at a Washington, D.C., law firm (Bredhoff and Kaiser) before becoming a trial attorney with the U.S. Department of Justice in 1989.

During a four-year career with the Department of Justice, he primarily represented government agencies in trials. Then, in 1992, his alma mater called and he returned to the sports realm.

At ease in public settings and with the media, Murphy enjoyed hosting a weekly radio show during his playing days and later became a sports commentator for National Public Radio (1983-92) and the Anheuser-Busch Radio Network (1986-88), offering his insights into football and sports-related legal issues in general.

Born July 13, 1955, in Fulton, N.Y., Murphy spent some of his formative years in the Houston area before moving back to the Buffalo-area community of Clarence. He was a three-sport star (football, baseball and basketball) at Clarence Central High School and was named the best all-around athlete in Western New York during his senior year. His baseball talents drew attention from major-league scouts. In 2002, he was inducted into the Greater Buffalo Sports Hall of Fame in recognition of his achievements both on and off the field. In February 2016, Murphy returned to Clarence Central High School to present a golden football as part of the NFL's 50th Super Bowl celebration.

Murphy and his wife, Laurie, who also is a Colgate graduate, have been involved in the communities in which they've lived. Over the years, the couple has donated their time to numerous organizations, including local schools, the United Methodist Church in Hamilton, N.Y. and the First Congregational Church of Evanston, Ill. Also, while in Chicago, Murphy served on the bid committee for the 2016



Olympics, which eventually were awarded to Rio de Janeiro, Brazil. While at Colgate University, Murphy formed the Hamilton Youth Basketball League and served as its commissioner. Heavily involved in the community while with the Redskins, Murphy was named the team's "Miller Man of the Year" in 1984 in honor of his work off the field.

In Green Bay, Murphy continues a busy schedule of meeting with fans and shareholders, as well as speaking to a variety of business and community groups. He also has given his time to several community organizations to help their causes, including Big Brothers Big Sisters. Murphy also serves on University of Wisconsin-Green Bay's council of trustees and co-chaired the school's most recent capital campaign. Additionally, Murphy serves on the advisory board of the Positive Coaching Alliance, an organization created to transform the culture of youth sports to give all young athletes the opportunity for a positive, character-building experience, as well as on USA Football's board of directors.

Mark and Laurie are active supporters of foster-care services in Brown County and have had the pleasure of serving as foster parents in the community. Laurie recently helped establish the JAS (Journey to Adult Success) House in downtown Green Bay for teenagers who age out of foster care. She is also involved in a number of national and local organizations whose missions support hunger relief, as well as housing and education for underserved populations. In addition, Laurie established "Ladies of Lambeau," an inclusive group of women who are associated with the Green Bay Packers. The group hosts an annual hands-on event at Lambeau Field which benefits a variety of nonprofit organizations.

Mark and Laurie have four children: Katie, 35, a graduate of Harvard who played basketball for the Crimson and lives in Chicago with her husband, Eugene Kornel, and son, Richard, and works at Credit Suisse; Emily, 33, a 2008 graduate of Middlebury (Vt.) College with a degree in Chinese and a master's in social work from the University of Michigan who lives with her husband, Robert Kraynak, and daughter, Louise, in Chicago; Brian, 29, a graduate of Amherst (Mass.) College who played football for the Lord Jeffs and now lives in Austin, Texas, where he earned an MBA at the University of Texas and now owns and operates Ranch Hand, a food truck specializing in organic bowls; and Anna, 27, a graduate of Northwestern University who now works for Korn Ferry in Chicago.

Away from work, Mark enjoys playing golf, fishing and participating in various forms of exercise, including bicycling, cross-country skiing and jogging.





## Ed POLICY

Chief Operating Officer and General Counsel



### AT A GLANCE ...

- Joined the Packers organization as vice president and general counsel on Aug. 1, 2012; promoted to chief operating officer and general counsel on Jan. 17, 2018.
- Professional experience includes nine years in executive leadership roles with the Arena Football League, including commissioner, president and CEO, and a year as an executive consultant with the NFL.
- Broad legal experience includes litigation, sports labor relations, sports facility construction and commercial real estate.
- Three-time recipient of the *SportsBusiness Journal's* Forty Under 40 award in recognition of his achievements in sports business, and a member of the Forty Under 40 Hall of Fame.
- A native of Youngstown, Ohio, and a graduate of the University of Notre Dame and Stanford University Law School.

Before joining the Packers, the 47-year-old Policy served as president of a fully funded startup company developing a sports media and entertainment property. He had served in that role since September 2010.

Earlier in his professional career, Policy practiced law at Thompson Hine LLP in Cleveland (1999-2001), where his work included litigation, sports labor relations, sports facility construction and commercial real estate, and also at Heller Ehrman in San Francisco (1994-99). He is a member of the state bars of California and Ohio, and a member of the Sports Lawyers Association. He is a three-time recipient of the *SportsBusiness Journal's* Forty Under 40 Award in recognition of his achievements in sports business, and a member of the Forty Under 40 Hall of Fame.

A Midwestern native, Policy was born Oct. 6, 1970, and raised in Youngstown, Ohio. He earned a bachelor's degree with honors in accounting with an emphasis in finance from the University of Notre Dame in 1993 and a law degree from Stanford University in 1996. In the Green Bay community, he serves on the boards of directors of the Brown County United Way, the Greater Green Bay Community Foundation, the Greater Green Bay Convention and Visitors Bureau and the Green Bay YMCA, as well as on the community leadership council of Achieve Brown County.

He and his wife, Christy, have two sons, Carmen, 10, and Luke, 7.

Ed Policy, an executive with significant sports and legal experience, is in his first year as the Green Bay Packers' chief operating officer and general counsel, a position he was promoted to Jan. 17, 2018, after serving six years as the organization's vice president and general counsel.

Policy, who started with the Packers on Aug. 1, 2012, has an extensive background that includes work in professional football with the Arena Football League and NFL, and broad legal experience with litigation, sports labor relations, sports facility construction and commercial real estate.

In addition to directing the corporation's legal affairs, Policy represents the Packers at the NFL level on legal matters and leads the organization's communications, marketing and fan engagement, sales and business development, security, and development and hospitality departments.

Policy also leads the club's endeavors to develop Tittletown, a nearly 45-acre mixed-use real estate development immediately west of Lambeau Field. Tittletown is designed to maximize its unique location to attract visitors, spur regional economic growth, offer amenities to residents and complement the greater Green Bay area's draw as an excellent location to live, work, play and visit on a year-round basis. A chief component of the development spearheaded by Policy is TittletownTech, a joint venture with Microsoft that will consist of a venture capital fund, an innovation lab and a new venture studio.

"Ed's been an outstanding leader for us and has shown tremendous growth in recent years," Packers President/CEO Mark Murphy said upon promoting Policy to his new role. "His work on Tittletown has been excellent, and will be invaluable to the organization and community for years to come. I'm confident that Ed will excel in this new role and the structure will benefit the organization."

Policy's professional sports experience includes nine years (2001-09) with the Arena Football League, including a period (2008-09) in which he served as commissioner, president and CEO. He also served as deputy commissioner and president (2006-08), chief operating officer (2004-06) and executive vice president – strategic league development and legal affairs (2001-04). During his tenure with the league, he oversaw all business and operations of the AFL, including strategic development, legal affairs, sales, finance, marketing, broadcasting, digital media, football operations, labor relations, events and human resources.

Policy also served as an executive consultant with the NFL (2009-10), a position in which he advised and assisted NFL senior management in strategic and development matters and also worked with senior executives on special projects within various business areas.

### TITLETOWN: GREEN BAY, WIS.


On Dec. 6, 1961, three days after the Packers clinched the Western Conference title and were assured of playing host to the NFL Championship Game in Green Bay for the first time, civic leaders adopted the nickname "Tittletown, U.S.A."

Some 110 men and women from all walks of civic and business life in Green Bay agreed to the idea – the brainchild of Jack Yuenger, the *Green Bay Press-Gazette's* advertising manager at the time – during a breakfast at the old downtown Beaumont Hotel. Festivities were to start following the Packers' final regular-season game in Los Angeles on Dec. 17.

The group made plans to hang Tittletown banners and signs in the downtown area; held a number of events, including a Christmas party for the Packers on Dec. 23 at the Brown County Veterans Memorial Arena; and wrote a song, "Tittletown, U.S.A.," to the tune of "Mr. Touchdown."

The community enthusiastically greeted the idea to the point where it still uses the nickname, and the Packers did their part on Dec. 31 by beating the Giants, 37-0, in the first postseason game ever played at what is now Lambeau Field.





# Brian GUTEKUNST

General Manager

Entering his 20th season overall with the Packers, Brian Gutekunst was named the Packers' 10th general manager in team history on Jan. 8, 2018.

"We could not be more excited to elevate Brian to the position of general manager," said team President and Chief Executive Officer Mark Murphy. "He has earned this opportunity throughout his 19 years with the Packers, proving to not only be a skilled talent evaluator, but a trusted and collaborative leader. His time under the direction of former Packers general managers Ron Wolf and Ted Thompson will undoubtedly serve him well as we work toward our next Super Bowl championship. I am confident that he is the man that will help get us there."

"First, I'd like to thank my mentor, Ted Thompson, for his friendship, and I am happy that we will continue to have the chance to work together," Gutekunst said. "I want to thank Ron Wolf for giving me my first opportunity with the Packers, and of course Mark Murphy for the faith and trust he has placed in me moving forward. And finally, I must thank my wife, Jen, and our children for their constant sacrifice and unwavering support despite all of the time I have spent on the road and away from home. I look forward to getting to work with the rest of our talented personnel department and using every avenue available to build the Packers into a championship team again."

Gutekunst (GOO-tuh-kunst) wasted no time using every avenue to reshape and strengthen Green Bay's roster in the first few months of his tenure. First, he added three Pro Bowl free agents to the team: TE Jimmy Graham, DL Muhammad Wilkerson and CB Tramon Williams. Graham, originally a third-round pick in 2010 with New Orleans, has been selected to the Pro Bowl five times in his career (2011, 2013-14, 2016-17) and was named first-team All-Pro by *The Associated Press* in 2013. In 2017, he led NFL tight ends with 10 receiving touchdowns while playing for Seattle. Wilkerson joined the Packers after seven seasons with the N.Y. Jets, where he was a first-round selection in 2011. In 2015, he earned a spot in the Pro Bowl after posting a career-best 12 sacks, tied for the sixth most in the NFL that season. Williams, who played for the Packers from 2007-14 and was a 2010 Pro Bowl selection, returned after spending the last three seasons with the Cleveland Browns (2015-16) and Arizona Cardinals (2017). His 32 career interceptions ranked tied for No. 6 among active NFL players.

Gutekunst also tapped into the trade market, moving CB Damarious Randall to the Cleveland Browns for QB Deshaun Kizer and a swap of selections in the fourth and fifth rounds of the 2018 draft. The trade immediately bolstered Green Bay's quarterback depth by adding a talented signal caller entering his second year, while also pushing the Packers' fourth and fifth-round selections to the top of each round.

Armed with a league-high 12 selections entering the 2018 NFL Draft, Gutekunst remained aggressive. Round one saw him trade the Packers' selection (No. 14) to New Orleans for the Saints' first (No. 27), a fifth (No. 147) and a first in 2019. Moments later, Gutekunst traded the No. 27 pick, a third (No. 76) and a sixth (No. 186) to Seattle for their first (No. 18) and a seventh (No. 248). With the 18th selection in the first round, Green Bay selected Louisville CB Jaire Alexander, who played in 31 games with 19 starts during his three seasons with the Cardinals and registered seven interceptions and 22 passes defended while earning



## AT A GLANCE ...

- Named the Packers' 10th general manager in team history on Jan. 8, 2018.
- Served as the Packers' director of player personnel for two seasons (2016-17), after working as Green Bay's director of college scouting (2012-15).
- First joined the Packers in 1997 as a scouting intern before being hired full-time in December 1998 as the East Coast scout; spent one year as a scouting assistant with the Kansas City Chiefs in 1998.
- Played two years of college football for the University of Wisconsin-La Crosse. He then became an assistant coach for the team during his final two years at the school (1995-96) after a shoulder injury cut short his playing career.

second-team All-Atlantic Coast Conference recognition as a sophomore in 2016. In a matter of minutes, Gutekunst added one of the top cover corners to bolster the Packers' 2018 defense, while also keeping an eye on the future with the acquisition of an additional first-round pick.

In the second round, Gutekunst again fortified the secondary with his selection of Iowa CB Josh Jackson, a consensus first-team All-American in 2017 after leading the nation with eight interceptions. After trading the Packers' original third-round selection, Gutekunst packaged a fourth (No. 101) and a fifth (No. 147) for a third (No. 88) from Carolina and used the selection on Vanderbilt LB Oren Burks. When the draft concluded, Gutekunst had added 11 players to the Packers' roster in his inaugural draft class.

Prior to his promotion, Gutekunst served as director of player personnel (2016-17) after spending his first 13 seasons with the club as a college scout. He served as an East Coast regional scout for his first two years (1999-2000), before switching to the Southeast region (2001-11) and then as director of college scouting (2012-15).

Possessor of prior professional scouting and college coaching experience upon joining Green Bay on a full-time basis late in 1998, Gutekunst gained his first NFL experience in the summer of 1995 when he assisted the coaching staff of the New Orleans Saints with the offensive line during training camp. Gutekunst's initial exposure to the Packers came in the summer of 1997 when he worked as an intern in the team's scouting department.

His first full-time appointment in professional scouting was in 1998 as a scouting assistant for the Kansas City Chiefs. After one year with the Chiefs, Gutekunst returned to the Packers when he was named a college scout on Dec. 30, 1998, for the East Coast by Wolf.

Gutekunst earlier had played two years of college football for the University of Wisconsin-La Crosse. He then became an assistant coach for the team during his final two years at the school (1995-96) after a shoulder injury cut short his playing career. Serving as a linebackers coach during the 1995 season, he helped the school to the Division III national championship as the Eagles finished with an unblemished record of 14-0. Gutekunst majored in sports management.

He and his wife, Jen, reside in Green Bay with their daughters, Marley, 13, Joie, 12, and Kacey, 7, and son, Michael, 9.

FRONT OFFICE

Community

Administration

Veterans

Draft & Free Agents

2017 Review

Records & History

Lambeau Field

Misc.



## Russ BALL

Executive Vice President/Director of Football Operations



### AT A GLANCE ...

- Joined the Packers organization as vice president of football administration/player finance on Feb. 14, 2008, and was promoted to executive vice president/director of football operations on Jan. 8, 2018.
- Entering his 30th season in the NFL, having previously worked for the New Orleans Saints, Washington Redskins, Minnesota Vikings and Kansas City Chiefs.
- Responsible for negotiating player contracts and managing the salary cap, as well as the daily supervision of football-administration departments including equipment, video, corporate travel, player engagement, family programs and fields.
- Began his NFL career with the Chiefs in 1989 as assistant strength and conditioning coach.

Ball, 59, spent the 2001 season as director of football administration for the Washington Redskins, where his duties included managing the salary cap as well as team operations, as he oversaw the video, athletic training, equipment, strength and conditioning, and player development departments.

Ball served as senior football administrator for the Minnesota Vikings from 1999-2000, where he assisted with salary-cap management and player contracts. He began working in the NFL with the Kansas City Chiefs and spent 10 seasons (1989-98) there, the final two in football operations as administrative assistant to then-head coach Marty Schottenheimer. Ball began his career with the Chiefs as an assistant strength and conditioning coach.

A 1981 graduate of the University of Central Missouri, Ball was a four-year letterman at center for the Mules. He served as head strength and conditioning coach at the University of Missouri from 1982-89 and earned his master's degree in human performance from Missouri in 1990.

Ball was born in Moberly, Mo. He and his wife, Diana, reside in Green Bay and have two children, Joe, 32, and Andrea, 20. Away from work, Ball enjoys spending time with his family.

Russ Ball, entering his 30th season in the NFL, begins his 11th season in Green Bay and this as the organization's executive vice president/director of football operations after serving 10 seasons as vice president of football administration/player finance.

Named to his new position on Jan. 8, 2018, Ball brings a vast array of experience to the Packers' front office and is highly involved in all team decisions both on and off the playing field. He is responsible for negotiating player contracts and managing the salary cap, in addition to the daily supervision of football-administration departments including equipment, video, corporate travel, player engagement, family programs and fields.

"Since joining the Packers in 2008, Russ has proven to be invaluable," said Mark Murphy, Packers President and Chief Executive Officer. "His salary-cap management and negotiating abilities are well known, but he has also provided tremendous leadership throughout football operations and served as a valuable liaison between the football and business sides of the organization. His diverse skills will remain important to our success moving forward, and I look forward to working with him even more closely in his new role."

Before coming to Green Bay, Ball spent six seasons (2002-07) with the New Orleans Saints, the final two as vice president of football administration and the first four as senior football administrator. His responsibilities with the Saints included monitoring the salary cap, contract negotiations and roster management, as well as maintaining the team's compliance with NFL and Management Council regulations. Ball also coordinated different areas of the football operations, and was involved in several other administrative functions with the club.

During his time in New Orleans, Ball also served in a similar capacity with the New Orleans VooDoo of the Arena Football League from 2004-07. He was selected by the Saints to attend the 2005 NFL Managers Program at Stanford University's Executive Education Graduate School of Business.

### HISTORY OF THE "G"

Before his third season as head coach and general manager of the Packers, Vince Lombardi elected to decorate the team's helmets with a logo that has become one of the most iconic in American sports. Lombardi decided to place a green and white "G" directly above the earholes of the team's mostly gold helmets.

Typical of the times and particularly Lombardi, no big deal was made of the unveiling, either beforehand or after. The "G" was introduced at an intrasquad game played Aug. 5, 1961, at old City Stadium. The game was played there because the field at the Packers' new stadium — now Lambeau Field — had been recently reseeded and wasn't ready for use.

It was understood at the time that the "G" stood for Green Bay and that hasn't changed. Lombardi settled on the "G" before he won his first NFL championship.

As can best be determined, the development and design of the "G" was carried out by a select few in addition to Lombardi: Gerald "Dad" Braisher, the Packers' equipment manager; John Gordon, a part-time assistant to Braisher and an art student at St. Norbert College; and workers at Romo Display Advertising Inc. of Green Bay.

It's uncertain who conceived the logo, but Lombardi and Braisher would have been the likely candidates. Gordon sketched it before Romo took his drawing and turned it into an artistic rendering. But, clearly, it never would have come to be without Lombardi's approval.

The original Packers "G" was shaped like a football, flattening gradually from its height toward the ends. The "G" has been slightly modified in the years since. Today, it is shaped more like an oval, measuring 3.125 inches at its tallest point and five inches at its widest point.





# Paul BANIEL

Vice President of Finance and Administration

Paul Baniel is in his 10th year heading up the Green Bay Packers' financial operations and is in his seventh year serving as vice president of administration for the organization.

In addition to leading the daily operation of the club's finance, facility and information technology departments, Baniel represents the Packers at the NFL level on economic issues and leads strategic initiatives of the organization. He was integrally involved in Lambeau Field's \$312 million expansion and renovation project, drawing on his experience with major projects with the Milwaukee Brewers and Potawatomi Bingo Casino while in leadership roles in those organizations. Additionally, he helped to oversee the team's recent \$55 million project to renovate the stadium's suites and club seats, and is integrally involved with ongoing plans for Tittletown, the organization's mixed-use real estate development on nearly 45 acres of land immediately west of Lambeau Field that has begun to maximize its unique location to attract visitors, spur regional economic growth, offer amenities to residents and complement the greater Green Bay area's draw as an excellent location to live, work, play and visit.

Baniel, a Certified Public Accountant and Chartered Global Management Accountant, also oversees the audit process and works closely with the organization's treasurer, the Board of Directors' audit and investment committees, and the stadium district.

"Paul is a key leader in our organization," said Packers President/CEO Mark Murphy. "His experience in professional sports has been an important asset to the organization, especially during our recent significant work on Lambeau Field. We appreciate his strong leadership within the organization and the impact he has on our development efforts around Lambeau Field, including Tittletown."

Baniel (pronounced BAN-yel), who joined the Packers on July 30, 2009, moved to Green Bay from Milwaukee, where he had spent more than six years (2003-09) as the chief financial officer of Potawatomi Bingo Casino. At Potawatomi, he helped lead the planning and construction of a \$240 million expansion of the facility, which opened in 2008.



## AT A GLANCE ...

- Last name is pronounced BAN-yel.
- Joined the Packers as vice president of finance in August 2009; named vice president of finance and administration in July 2012.
- Beginning his 32nd year in the sports and entertainment industry, including 16 years with the Milwaukee Brewers and six years with Potawatomi Bingo Casino.
- A CPA and CGMA, received his accounting degree with honors from the University of Wisconsin-Milwaukee.

Prior to that, Baniel worked 16 years for the Milwaukee Brewers from 1986 through 2002. He served as the team's vice president of finance as well as treasurer and secretary for the final seven years of his tenure (1995-2002), coordinating the financing for the construction of Miller Park.

Baniel, 56, also worked for three years (1983-86) at the Milwaukee office of Price Waterhouse, a national public accounting firm, before joining the Brewers.

A Milwaukee native, Baniel graduated from Hamilton High School in nearby Sussex and earned his accounting degree with honors from the University of Wisconsin-Milwaukee in 1983. He earned his CPA certification that same year and is a member of several financial and accounting organizations, including the American Institute of Certified Public Accountants, the Wisconsin Institute of Certified Public Accountants, Financial Executives International, and the Institute of Management Accountants. In the community, he has served on the board of directors of The New North and Special Olympics Wisconsin.

Baniel and his wife, Nancy, reside in Green Bay and have four children: Nick, Claire, Mary and Abby.

In his spare time, Baniel enjoys music, travel, golf, bicycling and spending time with friends and family.

## LATE-SEASON SUCCESS

Lambeau Field has proven to be a difficult place to play once the weather turns, and Head Coach Mike McCarthy has continued the tradition of late-season success in Green Bay, compiling a 24-5 home record and a 39-17 mark overall in December and January in the regular season. In 2016, the Packers went 5-0 during the months of December/January en route to their eighth straight postseason appearance (2009-16).

Since 2000, Green Bay owns the league's third-best regular-season record in games played Dec. 1 and later:

Club	W	L	T	Pct
New England	69	16	0	.812
Pittsburgh	65	21	0	.756
<b>Green Bay</b>	<b>61</b>	<b>24</b>	<b>0</b>	<b>.718</b>
Philadelphia	53	32	0	.624
Indianapolis	54	33	0	.621

FRONT OFFICE

Community

Administration

Veterans

Draft & Free Agents

2017 Review

Records & History

Lambeau Field

Misc.



# Craig BENZEL

Vice President of Sales and Business Development



Craig Benzel, a 20-year member of the Packers' sales and marketing team, is in his fifth year as the Packers' vice president of sales and business development.

Benzel, who was promoted to the position on May 12, 2014, oversees sales and business development, premium seating, ticketing, the Hall of Fame, stadium services and shareholder services. He had served the previous 12 years as director of marketing and corporate sales, a position in which he helped the organization achieve record local revenues as it expanded its partnerships and added innovative new inventory in premium seating, among other accomplishments.

"Craig is a valuable member of our senior staff," Packers President/CEO Mark Murphy said. "His experience with the organization has served him well in his expanded role, particularly with our business partners, who are key to the success of the organization. Craig has shown great growth in his position as a vice president and will play an increasing role in the leadership of the organization."

Prior to joining the Packers in 1998, the 54-year-old Benzel served as vice president of marketing for the Milwaukee Wave for six years (1993-98), managing all aspects of revenue generation, including corporate sponsorships, tickets, promotions, and television and radio programming. Before his tenure with the Wave, Benzel worked in sports marketing for the University of Wisconsin-La Crosse (1991-93).



## AT A GLANCE ...

- Joined the Packers in 1998; named vice president of sales and business development on May 12, 2014.
- In his 28th year in the sports industry, including 20 years with the Packers, six years with the Milwaukee Wave and two years with the University of Wisconsin-La Crosse.
- Longtime Wisconsin resident, earned his bachelor's degree from Ripon College and his MBA from UW-La Crosse.

A longtime Wisconsin resident, Benzel was born Oct. 23, 1963, in Hot Springs, S.D., before moving to the state. He earned his bachelor's degree in economics and business management from Ripon College and his MBA from the University of Wisconsin-La Crosse. In the community, he serves as a board member for the Green Bay Branding Initiative and its "A Greater Green Bay" campaign and was a charter board member in the creation of the Anxiety Disorders Foundation, now part of the Rogers Memorial Hospital Foundation. Benzel's family includes his wife, Jodi, and children Kaylee, 21, and Max, 17; they reside in Pulaski, Wis.

## THE LAMBEAU LEAP

Defensive back LeRoy Butler's spontaneous gesture after scoring a 1993 touchdown has turned into the team's most prominent modern tradition, emulated by many other NFL players. It also symbolizes the team's unique relationship with its fans. No doubt, the initial Lambeau Leap will go down as one of the most memorable moments of Butler's 12-year career.

Butler's leap took place late in a frigid game vs. the Los Angeles Raiders, Dec. 26, 1993, at Lambeau Field. The touchdown gave the Packers a commanding fourth-quarter lead, en route to a 28-0 shutout that clinched a playoff berth, their first of six consecutive postseason trips.

### Chronology of the play:

- QB Vince Evans completes second-down swing pass to RB Randy Jordan, who takes ball to Raiders' 40-yard line.
- Butler forces fumble, recovered by Reggie White at Raiders' 35.
- White returns ball 10 yards before lateraling to Butler, who covers the remaining 25 yards into the end zone and leaps into arms of fans in south bleachers.





# Gabrielle DOW

Vice President of Marketing and Fan Engagement

Gabrielle Dow, possessor of 24 years of diverse experience across professional sports, entertainment and venues, is in her fifth year as the Packers' vice president of marketing and fan engagement.

Dow, who was named to the position on May 12, 2014, oversees the Packers' retail operations, digital and broadcast, marketing, brand engagement, business research and analytics, and game presentation.

In her four years with the Packers, Dow and her team have enhanced the gameday experience with a variety of new elements in Lambeau Field, including the use of pyrotechnics and a revamped music selection, along with "Get Loud Lambeau," a fan-engagement campaign that encourages game attendees to support and energize the players and coaches. Dow also introduced a new fan-spirit initiative, "Green and Gold Friday," enhancing the fan tradition of wearing Packers colors and gear to work, school and in the community each Friday to ramp up support and enthusiasm for the team. Additionally, Dow and her team are leading the Packers' "100 Seasons" celebration of the team's rich history, which includes the club's 100th season in 2018 and will be capped by the franchise's 100th birthday on Aug. 11, 2019.

"Gabrielle has been a great addition to the Packers," Packers President/CEO Mark Murphy said. "Her experience and new initiatives have been excellent for the organization and our fans. She's had an immediate impact in revenue areas, including the Packers Pro Shop. We look forward to her continued work in enhancing the connection with our fans and in their experience following and supporting the team."

Dow joined the Packers from the Baltimore Ravens, where she had served as vice president of marketing for eight years, a position in which she oversaw the team's marketing, promotions, sponsor activations, brand management, game entertainment and fan-affinity efforts. With the Ravens, Dow created successful fan initiatives such as "Purple," a first-ever female fan club that has grown to 25,000 members, and launched the Ravens' own "Purple



## AT A GLANCE ...

- Joined the Packers organization as vice president of marketing and fan engagement on May 12, 2014.
- Has 24 years of experience in professional sports, entertainment and venues, including eight years with the Baltimore Ravens as vice president of marketing.
- Other pro sports experience includes the NHL's Florida Panthers and AEG, marketing the NBA's Los Angeles Lakers, as well as the Staples Center, Kodak Theatre and The Forum.

Friday" campaign, creating an engaging Baltimore tradition that kids and fans of all ages participate in every Friday during the football season.

Dow's other professional sports experience includes two years (2003-05) with the NHL's Florida Panthers, where she directed the marketing of hockey, concerts and family entertainment, and four years (1999-2002) with AEG, marketing the NBA's Los Angeles Lakers, as well as the Staples Center, Kodak Theatre and The Forum.

The 46-year-old Dow was honored as one of Maryland's Top 100 Women by the *Maryland Daily Record* in recognition of her professional accomplishments, community leadership and commitment to mentoring. Additionally, in March 2014 she received an Executive Management Award by SmartCEO, an award that honors executives who have gone above and beyond to support and lead their organizations.

Dow also teaches a sports marketing and innovation MBA course to graduate students at St. Norbert College in nearby De Pere, Wis.

Born Oct. 18, 1971, in San Francisco, Dow earned her bachelor's, MBA and law degrees from the University of Oregon. She and her husband, Jeff, a Port Washington, Wis., native, have maintained strong ties to Wisconsin, as Jeff's parents live in Port Washington and his extended family runs a dairy farm in Lomira, Wis. The couple has a daughter, Danielle, 13, and a son, Jackson, 9.

FRONT OFFICE

Community

Administration

Veterans

Free Agents

2017 Review

Records & History

Lambeau Field

Misc.

## NICKNAME ORIGIN

The nickname "Packers" appeared in print for the first time in the Aug. 13, 1919, edition of the *Green Bay Press-Gazette*. It was the first story written about Green Bay's newly formed football team, which held its organizational meeting two days earlier in the paper's editorial department.

The Indian Packing Co. was the team's sponsor and, hence, the *Press-Gazette's* Aug. 13 story referred to the team as both the "Packers" and the "Indians." On Aug. 15, the *Press-Gazette* used only the nickname "Packers," and that's who they've been ever since.


It's uncertain who coined the nickname, but it almost certainly was one of two *Press-Gazette* staff members: Val Schneider, who was writing the paper's sports column at the time, or George Whitney Calhoun, city editor at the time and the football team's co-founder along with Curly Lambeau.

With Indian Packing as a sponsor in 1919 and 1920, and Acme Packing as the sponsor in 1921, the nickname was a natural. But the Packers were expelled from what is now the NFL in January 1922 for using three Notre Dame players in a non-league game against Racine.

Green Bay was readmitted to the league six months later, but disavowed any connection to Acme Packing and stopped calling themselves the Packers. The *Press-Gazette* used Bays and Blues as alternatives, but fans and out-of-town writers resisted the change and the name Packers endured.

## LONGEST-STANDING TEAM MONIKERS, MAJOR LEAGUE SPORTS, NORTH AMERICA

Team, Sport	First year under current name	Team, Sport	First year under current name
Cincinnati Reds, baseball	1878	New York Yankees, baseball	1913
Pittsburgh Pirates, baseball	1891	Cleveland Indians, baseball	1915
St. Louis Cardinals, baseball	1900	Montreal Canadiens, hockey	1917
Detroit Tigers, baseball	1901	<b>Green Bay Packers, football</b>	<b>1919</b>
Chicago Cubs, baseball	1902	Chicago Bears, football	1922
Chicago White Sox, baseball	1904	New York Giants, football	1925
Boston Red Sox, baseball	1907		



## Nicole LEDVINA

Vice President of Human Resources

Nicole Ledvina is in her fifth year as vice president of human resources with the Green Bay Packers.

Promoted to her new position on Jan. 21, 2014, Ledvina has been with the organization since 2003, most recently serving as the director of human resources.

"Nicole has been a great asset to the Packers during her 15 years with the organization," Packers President/CEO Mark Murphy said. "She's been a valuable member of our leadership team and senior staff, and has shown tremendous growth during her time here. She's highly respected throughout the entire organization and contributes greatly to our success."

In addition to overseeing all human-resource matters for the organization, the 43-year-old Ledvina leads strategic planning and staff-development efforts. Professionally, she is a member of the Society for Human Resources Management (SHRM), through which she has a certification as a Professional in Human Resources (PHR), and The Management Association.



### AT A GLANCE ...

- Joined the Packers organization in 2003; named vice president of human resources on Jan. 21, 2014.
- A native of Two Rivers (Wis.) and a graduate of the University of Wisconsin Oshkosh, Nicole Ledvina is in her fourth year as vice president of human resources with the Green Bay Packers.

Prior to joining the Packers, the Two Rivers, Wis., native held positions in human resources with Hoida Lumber in De Pere, Wis., and the city of Green Bay/Brown County joint HR department. She graduated from the University of Wisconsin Oshkosh in 1998 with a degree in human resources.

Ledvina was born March 8, 1975. Her family includes her husband, Ed, son, Brady, 9, and daughter, Karly, 6. The family resides in Mishicot, Wis.

### NAMES ON THE FAÇADE

The names gracing the east and west façades are among the more awe-inspiring features of Lambeau Field's bowl. The names represent the 25 men who have been inducted into the Pro Football Hall of Fame primarily for their years spent with the Green Bay Packers.

Of the 25 names, 22 were players. Earl "Curly" Lambeau and Vince Lombardi were inducted as coaches. Ron Wolf was inducted into Canton in 2015 as a general manager. Guard Jerry Kramer's name will be added to the façade during the 2018 season, following his induction into Canton.

Four of the names were charter inductees of the Pro Football Hall of Fame in 1963: Lambeau, Don Hutson, Robert "Cal" Hubbard and John "Blood" McNally.

Hutson, Hubbard and Blood played during the Lambeau era, as did Clarke Hinkle, Mike Michalske, Arnie Herber and Tony Canadeo.

Of the 22 players, 12 of them spent their prime playing for Lombardi: Jim Taylor, Forrest Gregg, Bart Starr, Ray Nitschke, Herb Adderley, Willie Davis, Jim Ringo, Paul Hornung, Willie Wood, Henry Jordan, Dave Robinson and Kramer.


James Lofton's and Reggie White's Packers careers were played in later eras.

In deference to the Pro Football Hall of Fame, the names appear on the façade as they do on their busts in Canton with nicknames or adopted names included in quotation marks. That's why John "Blood" McNally is listed as he is. While McNally was his given name, he never used it during his playing career, even to sign his contracts. Nor did the name McNally ever appear in a Packers program or press book, or in newspaper coverage of the day. He was simply Johnny Blood, one of the most magical names in sports in the 1920s and 1930s.

The years listed are only the years the players spent with the Packers. Only seven of the inductees spent their entire NFL careers with the Packers: Hutson, Hinkle, Canadeo, Starr, Nitschke, Hornung and Wood. Lombardi was inducted in Canton only as a coach. That's why the years listed under his name don't include 1968, when he served strictly as Green Bay's general manager.

The names were arranged on the façade in no particular order.

Also gracing the interior walls of the Lambeau Field bowl are the years of the Packers' NFL-record 13 world championships and the team's retired numbers. Favre's No. 4, which was retired July 18, 2015, when he was inducted into the Packers Hall of Fame, was unveiled on the façade next to the five other retired numbers during Green Bay's home game against the Chicago Bears on Thanksgiving, Nov. 26, 2015.







## Jason WAHLERS

Vice President of Communications

Jason Wahlers, now in his eighth season with the Packers, is entering his first year as vice president of communications, a position to which he was promoted on Jan. 23, 2018.

"I'm really excited for Jason. He has done a great job for us during his seven years here, and is very deserving of this promotion," said Packers President/CEO Mark Murphy. "He is highly respected throughout the organization and will be a great addition to our Senior Staff."

Wahlers will continue to oversee communications while also leading the community outreach and public affairs departments.

"Jason brings a wealth of public-relations expertise to this new position. He has also developed a comprehensive skillset to ensure that our entire organization is effectively communicating with our fans, our customers and our community," said Packers chief operating officer and general counsel Ed Policy. "His talent and perspective have been invaluable, and I am excited to have him taking a broader role in the organization."

Wahlers joined the Packers in July 2011 as the director of public relations. Over his tenure, he has been in charge of the communication for the head coach and general manager as well as directing a staff that serves as the media contact for assistant coaches and the active roster. Wahlers' role also saw him serve as a principal contact for the National Football League and broadcast networks.

Prior to joining the Packers, he worked as the Tampa Bay Buccaneers' public relations manager for six years (2005-10), serving as the main media-relations contact for players and assistant coaches in addition to working closely with team management. He also served as the Buccaneers' public relations coordinator for two years (2003-04) after starting with the team as an intern during the club's Super Bowl XXXVII championship season in 2002. His other NFL experience includes work with the Amsterdam Admirals (NFL Europe, spring of 2002) and the Denver Broncos (2001).



### AT A GLANCE ...

- Joined the Packers as director of public relations on July 30, 2011; promoted to vice president of communications on Jan. 23, 2018.
- Professional public relations experience includes nine years with the Tampa Bay Buccaneers. His NFL experience also includes work with the Amsterdam Admirals (NFL Europe, spring of 2002) and the Denver Broncos (2001).
- He earned his bachelor's degree from Iowa State University and a master's degree from Ohio University.

In Wisconsin, his professional experience includes time with the Wisconsin Timber Rattlers Baseball Club (1999-2000), where he served as group sales manager after roles in promotions, marketing, public relations and ticketing. He earned a bachelor's degree from Iowa State University (1999) and a master's degree from Ohio University (2001). He and his wife, Jennifer, have two daughters, Harper, 7, and Isla, 5.

Community

Administration

Veterans

Draft &  
Free Agents2017  
ReviewRecords &  
HistoryLambeau  
Field

Misc.

### SPORTS ILLUSTRATED'S TOP 20 VENUES OF THE 20TH CENTURY (JUNE 7, 1999)

- 1) Yankee Stadium, Bronx
- 2) Augusta National, Augusta, Ga.
- 3) Michie Stadium, West Point
- 4) Cameron Indoor Stadium, Duke University, Durham, N.C.
- 5) Bislett Stadium, Oslo, Norway
- 6) Wrigley Field, Chicago
- 7) Roland Garros, Paris
- 8) **Lambeau Field, Green Bay**

*In Green Bay, where the local time is always 1963, the citizens worship their Packers with religious fervor, and Lambeau Field is their ageless cathedral. The benches are aluminum, the grass (when not iced over) is resplendent, and the fans are rabid but realistic without being rude. No wonder Packers players leap into the stands after scoring touchdowns. On a truly cold day you can feel the spirit of Vince Lombardi – even if you can't feel your toes.*

- 9) Fenway Park, Boston
- 10) Saratoga Race Course, New York



- 11) Pebble Beach, California
- 12) Wembley Stadium, London
- 13) The Pit, University of New Mexico, Albuquerque
- 14) Boston Marathon Course
- 15) Camden Yards, Baltimore
- 16) Lamade Stadium, Williamsport, Pa.
- 17) Daytona International Speedway, Daytona, Fla.
- 18) Notre Dame Stadium, South Bend, Ind.
- 19) St Andrews, Scotland
- 20) Rose Bowl, Pasadena, Calif.



## Ted THOMPSON

Senior Advisor to Football Operations

Ted Thompson is entering his 22nd season overall with the Packers and first as senior advisor to football operations after being named to the position on Jan. 8, 2018. Prior to his current role, he served as the Packers' executive vice president, general manager and director of football operations for 13 seasons (2005-17).

Thompson's tenure as GM was highlighted by a victory in Super Bowl XLV and six NFC North titles, including a team-record four consecutive division crowns from 2011-14. He also helped the Packers make four appearances in the NFC Championship Game, the most in the NFC over that span.

A look at the Packers' roster from Super Bowl XLV indicates a team truly built by Thompson. Nineteen of 22 starters and 49 of 53 players on the roster were acquired by Thompson via the draft, free agency, trades or the waiver wire during his time in Green Bay.

Green Bay made nine playoff appearances in Thompson's 13 seasons as GM, tied for the most in the NFC over that span, including a streak of eight in a row (2009-16) that set a franchise record and ranks tied for No. 4 in league history behind three teams with nine (Dallas, 1975-83; Indianapolis, 2002-10; New England, 2009-17).

During Thompson's tenure, Green Bay registered eight seasons with 10-plus victories and an NFC-best regular-season record of 125-82-1 (.603). Of the five best single-season win totals in team history, two came under his leadership (franchise-record 15 in 2011, 13 in 2007).

Combining the drafts he ran in Seattle and Green Bay, 32 of Thompson's selections have earned Pro Bowl, All-Pro or All-Rookie honors, and from 2005-17, he drafted 18 players who went on to be named to at least one Pro Bowl, tied for the most in the NFL over that span.

The Packers' success under Thompson was due, in part, to the immediate contribution of his draft picks and undrafted free agents. Overall, Green Bay ranked No. 3 in games played by rookies (1,560) from 2005-17. Also, 32 rookie free agents made the opening-day roster under Thompson, with 25 undrafted rookies making the Week 1 roster from 2010-17, the third most in the NFL over that span.

Thompson followed in the footsteps of his mentor, Ron Wolf, in becoming Green Bay's GM. Following the 2007 season, one that saw the Packers finish 13-3 and advance to the NFC Championship Game, he joined Wolf in becoming the only people in the history of the organization to be recognized as the best in their field in a vote of their peers as the NFL Executive of the Year by *Sporting News*. He further cemented his reputation in the NFL by winning the award for a second time in 2011.

Thompson's career as a football executive came full circle Jan. 14, 2005. That day, former Green Bay Packers CEO Bob Harlan gave him full authority over all aspects of football operations for the storied franchise. In Green Bay annals, Thompson was only the fourth general manager to serve exclusively from the front office, joining Verne Lewellen (1954-58), Vince Lombardi (1968) and Wolf (1992-2000).

In becoming the ninth general manager in club history, Thompson rejoined the team with which he received his start under Wolf in 1992. After working for the legendary general manager through the 1999 season, Thompson spent five years as VP of football operations for the Seattle Seahawks. Overseeing Seattle's draft board from 2000 to 2004, Thompson provided the Seahawks a solid foundation which they used to make three straight playoff appearances



### AT A GLANCE ...

- Named senior advisor to football operations on Jan. 8, 2018, after serving as the Packers' executive vice president, general manager and director for football operations for 13 seasons (2005-17).
- His GM tenure was highlighted by a victory in Super Bowl XLV and six NFC North titles, including a franchise-record four consecutive division crowns from 2011-14. Helped the Packers make four appearances in the NFC Championship Game, the most in the NFC over that span.
- Helped Green Bay make nine playoff appearances in his 13 seasons as GM, tied for the most in the NFC over that span, including a streak of eight in a row (2009-16) that set a franchise record and ranks tied for No. 4 in league history behind three teams with nine (Dallas, 1975-83; Indianapolis, 2002-10; New England, 2009-17).
- During his tenure, Green Bay registered eight seasons with 10-plus victories and an NFC-best regular-season record of 125-82-1 (.603).
- From 2005-17, drafted 18 players who went on to be named to at least one Pro Bowl, tied for the most in the NFL over that span.
- Was named NFL Executive of the Year in 2007 and 2011 by *Sporting News* in a vote of his peers.
- Was named executive vice president, general manager and director for football operations on Jan. 14, 2005, his second stint with the organization. Earlier served eight years with the Packers (1992-99) – as assistant director of pro personnel (1992), director of pro personnel (1993-96) and director of player personnel (1997-99). Also served five seasons (2000-04) as the Seattle Seahawks' vice president of football operations.

(2003-05) and an appearance in Super Bowl XL.


Almost immediately upon taking over in Green Bay, Thompson made a crucial choice for the long-term benefit of the club. In the 2005 NFL Draft, Aaron Rodgers had been projected as high as the No. 1 overall pick, but he wasn't taken there and ended up sliding all the way down to the Packers at No. 24. One year later, Thompson handed Rodgers to an accomplished quarterback mentor in Head Coach Mike McCarthy to mold him into the team's signal caller of the future and eventual two-time league MVP.

The 65-year-old Thompson not only proved to be a master talent evaluator, but he developed one of the NFL's most respected and successful player-personnel trees over the past 13 years that includes current Packers GM Brian Gutekunst, Cleveland Browns GM John Dorsey, Browns assistant GM Eliot Wolf, Browns vice president, player personnel Alonzo Highsmith, Oakland Raiders GM Reggie McKenzie, Raiders director of college scouting Shaun Herock and Seattle Seahawks executive vice president/general manager John Schneider.

During his first tenure in Green Bay (1992-99), Thompson was instrumental in providing talent that produced an 83-45 record (.648), six straight playoff berths, two Super Bowl appearances and the 1996 world championship.

A versatile linebacker during his 10-year NFL playing career with the Oilers (1975-84), Thompson also was one of the most durable players in team annals, missing just one of 147 contests due to injury. He originally was signed by Bum Phillips as an undrafted free agent out of Southern Methodist University, where Thompson was a three-year starter (1972-74) at linebacker and a team captain (1974).

Born Jan. 17, 1953, in Atlanta, Texas, Thompson was an all-region player at the city's high school, lining up at running back, linebacker and placekicker.



## Jon-Eric SULLIVAN

Co-Director of Player Personnel

Jon-Eric Sullivan begins his 15th season with the Packers and first as co-director of player personnel. Sullivan spent the past two seasons (2016-17) as the director of college scouting after being promoted on June 16, 2016. Sullivan previously served as a college scout covering the Central Plains region (2008-11) and the Southeast region (2012-15) after working as the team's National Football Scouting representative to the annual NFL Scouting Combine and authoring evaluations of all prospective seniors in the Southwest region.

Sullivan joined the team's football operations department on July 12, 2004, having previously served as a scouting intern during Green Bay's 2003 training camp.

Sullivan played his junior and senior seasons (1998-99) as a wide receiver at Gardner-Webb University in Boiling Springs, N.C. As a senior, he was named to the all-conference team after leading the Bulldogs with 43 receptions. Previously, he played at the University of South Carolina from 1995-97 before transferring to Gardner-Webb.

Sullivan attended high school at Fork Union (Va.) Military Academy, where he was an all-state defensive back his junior year, pacing state players with nine interceptions, and then an all-state receiver as a senior. Sullivan lettered twice in football, while also receiving two letters each in indoor and outdoor track. As a senior, he was all-state in track as a member of the state-champion 400-meter relay team.

Following his college football career, Sullivan served as a student-assistant receivers coach at Gardner-Webb for one season. Though officially listed as a student assistant, he actually served as the primary position coach for the receivers.



### AT A GLANCE ...

- Promoted to co-director of player personnel on May 25, 2018, after spending two seasons as the director of college scouting.
- Named director of college scouting on June 16, 2016. First joined the Packers in 2004 as the team's National Football Scouting representative after interning for the Packers during the 2003 training camp.
- Served as a college scout covering the Central Plains (2008-11) and Southeast (2012-15) regions.
- As a student assistant at Gardner-Webb in 2001, was the primary position coach for receivers.
- Graduated from Gardner-Webb in December 2000 after transferring from South Carolina and finishing his collegiate playing career as a wide receiver with the Bulldogs.
- The son of Jerry Sullivan, who has more than 40 years of coaching experience and is currently coaching at Louisiana State University.

Sullivan obtained a B.A. degree in social science from Gardner-Webb in December 2000, and then worked three years (2001-04) for GMAC's sales and credit administration departments before joining the Packers' staff.

His father, Jerry Sullivan, who has 40-plus years of coaching experience, currently serves as Louisiana State's senior offensive assistant/passing game coordinator.

Sullivan and his wife, Jennifer, reside in Green Bay with their three daughters, Samantha, 6, Mia, 4, and Cecilia, 2.

Community

Administration

Veterans

Draft &amp; Free Agents

2017 Review

Records &amp; History

Lambeau Field

Misc.

### PACKERS VS. DEFENDING WORLD CHAMPIONS, 1921-2017

#### VS. SUPER BOWL CHAMPION (7-15)

10/01/72	Dallas Cowboys	W, 16-13
10/26/75	Pittsburgh	L, 16-13
11/12/78	Dallas Cowboys	L, 42-14
11/02/80	at Pittsburgh	L, 22-20
10/17/83	Washington	W, 48-47
09/22/86	Chicago Bears	L, 25-12
11/23/86	at Chicago Bears	L, 12-10
12/19/87	at N.Y. Giants	L, 20-10
10/23/88	Washington	L, 20-17
11/19/89	at San Francisco	W, 21-17
11/04/90	San Francisco	L, 24-20
10/03/93	at Dallas Cowboys	L, 36-14
11/24/94	at Dallas Cowboys	L, 42-31
11/18/96	at Dallas Cowboys	L, 21-6
10/17/99	at Denver	L, 31-10
10/14/01	Baltimore Ravens	W, 31-23
10/13/02	at New England	W, 28-10
11/16/03	at Tampa Bay	W, 20-13
12/20/09	at Pittsburgh	L, 37-36
11/25/12	at N.Y. Giants	L, 38-10
10/13/13	at Baltimore Ravens	W, 19-17
09/04/14	at Seattle Seahawks	L, 36-16

#### VS. NFL CHAMPION (14-31-1)

10/10/26	Chicago Cardinals	L, 13-7
10/31/26	at Chicago Cardinals	W, 3-0
11/24/27	at Frankford	W, 17-9
10/07/28	N.Y. Giants	L, 6-0
11/18/28	at N.Y. Giants	W, 7-0
12/01/29	at Providence	W, 25-0
09/24/33	Chicago Bears	L, 14-7
10/22/33	at Chicago Bears	L, 10-7
09/23/34	Chicago Bears	L, 24-10
10/28/34	at Chicago Bears	L, 27-14
09/29/35	N.Y. Giants	W, 16-7
10/18/36	Detroit	W, 20-18
11/29/36	at Detroit	W, 26-17
09/28/41	Chicago Bears	L, 25-17
11/02/41	at Chicago Bears	W, 16-14
09/27/42	Chicago Bears	L, 44-28
11/15/42	at Chicago Bears	L, 38-7
10/17/43	Washington	L, 33-7
09/24/44	Chicago Bears	W, 42-28
11/05/44	at Chicago Bears	L, 21-0
10/06/46	L.A. Rams	L, 21-17
12/08/46	at L.A. Rams	L, 38-17
09/28/47	Chicago Bears	W, 29-20
11/09/47	at Chicago Bears	L, 20-17

10/10/48	Chicago Cardinals	L, 17-7
12/05/48	at Chicago Cardinals	L, 42-7
10/12/52	L.A. Rams	L, 30-28
12/07/52	at L.A. Rams	L, 45-27
11/15/53	Detroit	L, 14-7
11/26/53	at Detroit	L, 34-15
11/21/54	Detroit	L, 21-17
11/25/54	at Detroit	L, 28-24
10/23/55	at Cleveland Browns	L, 41-10
11/04/56	Cleveland Browns	L, 24-7
11/03/57	N.Y. Giants	L, 31-17
10/05/58	Detroit	T, 13-13
11/27/58	at Detroit	L, 24-14
10/25/59	at Baltimore Colts	L, 38-21
11/15/59	Baltimore Colts	L, 28-24
10/09/60	Baltimore Colts	W, 35-21
11/06/60	at Baltimore Colts	L, 38-24
09/13/64	Chicago Bears	W, 23-12
12/05/64	at Chicago Bears	W, 17-3
11/09/69	at Baltimore Colts	L, 14-6
10/04/70	Minnesota	W, 13-10
11/22/70	at Minnesota	L, 10-3

NOTE—regular season only





# John WOJCIECHOWSKI

Co-Director of Player Personnel

Now entering his 23rd season in the NFL, John Wojciechowski begins his seventh season with the Packers and first as the co-director of player personnel after he was promoted on May 25, 2018. He spent the 2017 season as the director of pro personnel after being promoted in June 2017. He joined the team on May 23, 2012, as a college scout.

Prior to coming to Green Bay, Wojciechowski spent the previous nine seasons (2003-11) as the Northeast area scout for the Dallas Cowboys.

He came to Dallas after working for the Jacksonville Jaguars for five seasons (1998-2002). During his first three seasons with Jacksonville, Wojciechowski worked as the team's Southeast regional scout for the BLESTO scouting organization. He was promoted to Midwest scout by the Jaguars in 2001.

Wojciechowski's first venture into the NFL player personnel field came with the Pittsburgh Steelers, where he served as a player personnel assistant for two seasons (1996-97). With the Steelers, he evaluated both college and pro players and did quality-control work for the special teams units.

Wojciechowski (pronounced woh-jih-cow-skee) was a four-year starter at Duquesne at defensive end (1992-95) and a three-year tri-captain. As a senior in '95, he earned first-team All-Metro Atlantic Conference honors and first-team All-America honors from *Don Hansen's Football Gazette*. He helped lead the Dukes to their first-ever conference championship (7-0 record) and a 10-1 mark overall. The team finished the season with an ECAC Bowl victory over Wagner.



## AT A GLANCE ...

- Promoted to co-director of player personnel on May 25, 2018.
- Named director of pro personnel in June 2017. First joined the Packers in 2012 as a college scout.
- Served as a college scout for the Dallas Cowboys (2003-11) and Jacksonville Jaguars (1998-02) following two seasons as a player personnel assistant with the Pittsburgh Steelers (1996-97).
- A four-year starter at Duquesne at defensive end, ranks No. 3 on the school's all-time sack list with 24.

Wojciechowski finished his career at Duquesne as the school's all-time sacks leader with 24, which now ranks No. 3 on the Dukes' all-time list. He led the team in sacks each of his final three seasons, posting 9½ as a senior in 1995 (No. 5 in single-season history) and nine in 1993 (tied for No. 6). Wojciechowski was part of a group that helped Duquesne transition from Division III to I-AA following his freshman season.

Wojciechowski was also a three-year starter at catcher and designated hitter for the Dukes' baseball team. He earned a degree in business administration at Duquesne.

Wojciechowski attended Plum (Pa.) High School in suburban Pittsburgh. He was a first-team all-conference selection and was named to the *Pittsburgh Post-Gazette's* "Fabulous 22" team. Wojciechowski was also a team captain as a senior, and was inducted into the school's hall of fame in November 2013.

Wojciechowski and his wife, Tami, live in Green Bay with their sons, Holt and Taft.



## RON WOLF'S STAMP ON PACKERS HISTORY

Ron Wolf arrived in Green Bay on Nov. 27, 1991, with a mandate to rescue the Green and Gold from a quarter-century of mediocrity, an assignment which prompted him to assert, "I was brought here to win."

And win, in the decade to follow, the Packers did – in large part because of his leadership and the "cast" he assembled to execute one of the most electrifying turnarounds in NFL annals ... rewardingly punctuated by Green Bay's first Super Bowl victory in nearly three decades and back-to-back appearances in professional football's ultimate game.

During the history-making process, he made a more profound impact upon the Packers organization than anyone since the revered Vince Lombardi, who arrived in Green Bay with a similar mission 32 years earlier. Over Wolf's 1992-2000 tenure, the Packers compiled the NFL's second-best regular-season record, a 92-52 mark for a .639 percentage, recorded seven straight winning seasons and made six consecutive playoff appearances.


He converted the Green and Gold from perennial also-rans into consistent winners, exemplified by the fact they also have mounted the NFL's third-best regular-season won-lost record since the 1993 institution of free agency (252-147-1, .631).

Wolf's aggressive stewardship, launched with the hiring of 49ers offensive coordinator Mike Holmgren as head coach and the acquisition of Brett Favre as a franchise quarterback in 1992, is perhaps no better illustrated than by the Packers' immediate, 9-7 turnaround in 1992 – his first year on the job – after the team had been a dismal 4-12 in 1991 and 6-10 in 1990 ... a transformation which brought him recognition as NFL Executive of the Year by *Sporting News*.

Wolf, reflecting upon the overall record from his perspective on the day he announced his retirement, observed with pardonable satisfaction: "What people said couldn't happen here ... happened here (building a winner in Green Bay) ... I'm proud of that."

A statistical glance at some notable team figures, over the nine years before – and after – Wolf took control:

1983-91		1992-2000
57-85-1	W-L-T, Overall	92-52-0
.402	Overall Winning Pct.	.639
31-40-1	W-L-T, Home Games	60-12-0
.438	Home Winning Pct.	.833
321.5	Total Offense/Game	333.8
330.4	Total Defense/Game	301.2



# Matt MALASPINA

Director of College Scouting

Matt Malaspina (mal-eh-SPEEN-ah) enters his 21st NFL season and his second with the Packers in 2018. He was promoted to his current role on May 25, 2018. Malaspina joined the Packers as a college scout on Feb. 8, 2017, after spending 12 seasons (2005-16) with the San Francisco 49ers.

Malaspina finished his tenure with San Francisco as the team's director of college scouting for four seasons (2013-16). He oversaw the daily operations of the college scouting department and the staff. For the three years (2010-12) prior, Malaspina was a national scout, primarily serving in the Southeast region. He also assisted the department by cross-checking the top prospects in college football.

For five seasons (2000-04), Malaspina worked under Ted Thompson in Seattle, serving as an area scout for the Seahawks. While in Seattle, he covered the Northeast and Southeast regions. Malaspina spent the 1999 season evaluating college prospects from the Southeast region for the Carolina Panthers. He also spent 1998 with National Football Scouting.



## AT A GLANCE ...

- Promoted to director of college scouting on May 25, 2018.
- Joined the Packers in 2017 as a college scout.
- Served as the director of college scouting (2013-16) and a college scout for the San Francisco 49ers (2005-12) following five seasons as an area scout with the Seattle Seahawks (2000-04).
- Served as an offensive assistant at Jacksonville University (1997-98)
- A graduate of the University of Central Florida, he played center in the Canadian Football League for the Shreveport Pirates in 1994.

Malaspina was a coach as well, serving as an offensive assistant at Jacksonville University from 1997-98. His first college coaching position was with Central Florida, his alma mater, in 1997. Malaspina graduated from Central Florida in 1993, playing center for the Knights. Before returning to coach for the Knights, Malaspina played center in the Canadian Football League for the Shreveport Pirates in 1994 and participated in training camp in 1995.

FRONT OFFICE

Community

Administration

Veterans

Draft & Free Agents

2017 Review

Records & History

Lambeau Field

Misc.

## RON WOLF'S LEGACY AS A MENTOR

Former Packers general manager Ron Wolf's many accomplishments in Green Bay have been well-documented since his retirement in 2000. A 2015 Pro Football Hall of Fame inductee, Wolf engineered one of the most impressive turnarounds in the history of the sport after assuming control of the Packers' football operation late in 1991.

In the nine seasons under his leadership, Wolf's teams posted a 92-52 regular-season record, played in two Super Bowls (highlighted by their victory in Super Bowl XXXI, the franchise's first in 29 years), and accounted for seven consecutive winning seasons and six straight playoff berths. All of that success, and yet Wolf's enduring contribution to the organization and the league might lie in an entirely different realm.

Wolf was initially ushered into the business and mentored by former Oakland/Los Angeles Raiders owner Al Davis in the 1960s. Following Wolf's ascent, he placed an emphasis on paying that stewardship forward for young personnel types looking to develop the same knack for talent evaluation and procurement associated with his own career in the National Football League. Throughout his time at different stops, he shared his wealth of knowledge and training with scouts of all ages, men who have since gone on to have remarkable careers of their own running personnel departments across the league.

Most impressively, Wolf's lineage currently features general managers representing four NFL franchises, in addition to several other senior-level evaluators for other clubs and many of the high-ranking members of the personnel staff in Green Bay.

A look at the collection of personnel men who have studied under Wolf:

<u>Name</u>	<u>Current Team</u>	<u>Current Position</u>	<u>Seasons With Wolf</u>
John Dorsey	Cleveland Browns	General Manager	1992-98, 2000
Reggie McKenzie	Oakland Raiders	General Manager	1994-2000
John Schneider	Seattle Seahawks	General Manager	1993-96
Brian Gutekunst	Green Bay Packers	General Manager	1998-2000
Ted Thompson	Green Bay Packers	Senior Advisor to Football Operations	1992-99
Shaun Herock	Oakland Raiders	Director of College Scouting	1994-2000
Alonzo Highsmith	Cleveland Browns	Vice President, Player Personnel	1999-2000
Eliot Wolf	Cleveland Browns	Assistant General Manager	1999
Lenny McGill	Miami Dolphins	College Scout	2000
Sam Seale	Green Bay Packers	National Scout	1995-2000



# Sam SEALE

National Scout

Sam Seale, a nine-year NFL veteran as a player, heads into his 23rd season in the Packers personnel department and first as a national scout. Promoted to his current role on May 25, 2018, Seale spent the 2012-17 seasons as a West regional scout for the Packers.

Last year, Seale was recognized as the NFC Scout of the Year at the Fritz Pollard Alliance Meeting, which took place during the 2017 NFL Scouting Combine.

Seale began his NFL playing career after being picked in the eighth round of the 1984 NFL Draft by the then-Los Angeles Raiders. After one year as a wide receiver (1984) and three seasons as a defensive back/kick returner (1985-87) for the Silver and Black, Seale headed south to play for the then-San Diego Chargers for the next four seasons (1988-91).

After becoming a full-time starter (at cornerback) for the first time in his pro career in 1989, Seale appeared in all 16 games for San Diego in both 1990 and '91. He then returned to the Los Angeles area in 1992 to play one additional season for the Raiders and appeared in one game with the Los Angeles Rams in 1993.

In 121 career games, Seale recorded 11 interceptions, returning one for a touchdown in 1985. He also scored once on a fumble recovery (in 1988 with San Diego).

A four-time letterman (1980-83) as a running back for Western State College (Colo.), Seale averaged 5.3 yards per carry as a collegian while leading the team twice in both rushing and receiving. He also earned NAIA All-America honors in track, competing in the 60-, 100- and 200-meter events. The political science major was an All-Rocky Mountain Athletic Conference pick two seasons in football and four times in track. Seale was inducted into the Western State College Hall of Fame in 2002.



## AT A GLANCE ...

- Promoted to national scout on May 25, 2018. First joined the Packers in 1995.
- Named the NFL Scout of the Year at the Fritz Pollard Alliance Meeting in 2017.
- A 1984 draft pick by the then-Los Angeles Raiders, spent four seasons with the Raiders (1984-87) and the then-San Diego Chargers (1988-91).
- A four-year letterman at Western State College (Colo.) at running back, led the team twice both in rushing and receiving. Was inducted into the Western State College Hall of Fame in 2002.

While attending Orange (N.J.) High School, Seale was an all-state performer in football his senior year and in track as a junior and senior. He earned four letters as a running back/defensive back for the football team while also lettering twice in track as a sprinter.

He and his wife, Elizabeth, reside in San Diego and have two sons, Ricky (Sam Jr.), 26, and Samir, 24, and a daughter, Shi-Ann, 19. Ricky is the all-time leading rusher in San Diego prep history and was a four-year letterman (2011-14) at Stanford University.

Community

Administration

Veterans

Draft &amp; Free Agents

2017 Review

Records &amp; History

Lambeau Field

Misc.

## STRENGTH OF SCHEDULE, PACKERS HISTORY

Phil Bengtson, Vince Lombardi's hand-picked replacement, might have dealt with more pressure in 1970 than anyone who has ever coached the Packers. That season, his third and final as Green Bay's head coach, ended at 6-8, with losses in four of his last five games (all on the road). What's more, Bengtson faced the toughest schedule ever thrown at the Packers. The toughest schedules in team history, based on opponent records at the end of that season:

	W	L	Pct	Packers' finish	Notable opponents
1970	113	74	.604	6-8-0, tied for third, division	Super Bowl V-champion Colts (twice), NFC-champion Cowboys
1921	21	14	.600	3-2-1, tied for sixth, league	League-champion Chicago Staleys (9-1-1) in season finale
1933	84	57	.596	5-7-1, third in division	Both NFL title participants (Bears & Giants) twice
1926	79	55	.590	7-3-3, fifth in league	14-1-2 league-champion Frankford Yellow Jackets
1953	82	58	.586	2-9-1, sixth in conference	10-2 NFL-champion Lions (twice), 11-1 Browns
1957	81	63	.563	3-9-0, sixth in conference	Only one team with eventual losing record: 5-7 Bears (twice)
1954	77	60	.562	4-8-0, fifth in conference	9-2-1 conference-champion Lions (twice)
1935	70	57	.551	8-4-0, second in division	9-3 Giants, 7-3-2 NFL-champion Lions (twice)
1975	107	89	.546	4-10-0, tied for third, div.	12-2 Vikings (twice), 12-2 Rams, Super Bowl-champion Steelers
1958	76	64	.543	1-10-1, sixth in conference	NFL-champion Colts (twice); 8-4 Rams (twice)

NOTE — Like league standings, ties were not figured in opponents' winning percentage from 1921-71.



# GREEN BAY PACKERS, INC.

## EXECUTIVE COMMITTEE OF THE GREEN BAY PACKERS



Mark H. Murphy  
*President*



Thomas L. Olson  
*Vice President &  
Lead Director*



Daniel T. Ariens  
*Secretary*



Michael D. Simmer  
*Treasurer*



Susan M. Finco  
*Member*



Thomas M. Olejniczak  
*Member*



John L. Skoug  
*Member*

Now in their 100th season of existence and their 99th season in the National Football League, the Green Bay Packers are a team and an organization unique in both structure and accomplishment. They represent – from an organizational standpoint – the only publicly owned franchise in the 32-team NFL. On the field, they have won 13 NFL championships, more than any other franchise.

The Packers have been a community-owned team since 1923 when the Green Bay Football Corporation was founded. After it was forced into receivership in 1933, the franchise was reorganized in 1935 as Green Bay Packers, Inc., which is still operating today.

While the Packers still think of themselves as community-owned, their community has grown since 1923 to reflect their worldwide fan base. There are 5,009,562 shares of stock owned by 361,169 shareholders. A seven-member executive committee elected from a board of directors governs the corporation. The committee directs corporate management, approves major capital expenditures, establishes broad policy and monitors management's performance in conducting the business and affairs of the corporation.

### BOARD OF DIRECTORS

Marcia M. Anderson  
Daniel T. Ariens  
Nancy K. Armbrust  
Thomas D. Arndt  
Ave M. Bie  
Thomas J. Cardella  
Richard J. Chernick  
Casey Cuene  
Valerie Daniels-Carter  
Robyn Y. Davis  
Ricardo Diaz  
Craig S. Dickman  
Andrew E. Farah  
Susan M. Finco  
Philip B. Flynn

Terrence R. Fulwiler  
Gerald L. Ganoni  
Robin L. Gilson  
Johnnie L. Gray  
Michael J. Haddad  
Jeffrey A. Joerres  
David Kohler  
William F. Kress  
Thomas G. Kunkel  
Donald J. Long Jr.  
Thomas J. Lutsey  
Laurence A. McCarran  
Michael J. McClone  
Dexter E. McNabb  
Mark H. Murphy

Thomas M. Olejniczak  
Thomas L. Olson  
Gary M. Rotherham  
Diane L. Roundy  
Karl A. Schmidt  
Michael D. Simmer  
Mark D. Skogen  
John L. Skoug  
Albert L. Toon Jr.  
Dr. Elizabeth R. Trowbridge  
Mike L. Weller  
Michael A. Wier  
Hon. John P. Zakowski

### DIRECTORS EMERITUS

John F. Bergstrom  
Terry J. Bogart  
John E. Broeren  
Robert C. Buchanan  
Robert G. Bush  
James M. Christensen  
Virgis W. Colbert  
Willie D. Davis  
Beverly A. French  
Robert C. Gallagher  
Dr. Donald F. Harden

Robert E. Harlan  
George F. Hartmann  
Thomas J. Hinz  
George F. Kerwin  
James F. Kress  
Bernard S. Kubale  
Carl W. Kuehne  
C. Patricia LaViolette  
Charles R. Lieb  
John N. MacDonough  
Mark J. McMullen

John C. Meng  
Stewart C. Mills Jr.  
Peter M. Platten III  
Herman J. Reckelberg  
Pat Richter  
Leo J. Scherer  
Allan H. "Bud" Selig  
K.C. Stock  
Edward A. Thompson  
Larry L. Weyers  
Hon. Donald R. Zuidmulder



# Mike McCarthy

Head Coach

26th NFL Season | 14th Packers Season | 13th as Head Coach



Community

Coaches

Veterans

Draft &  
Free Agents2017  
ReviewRecords &  
HistoryLambeau  
Field

Misc.

One of the NFL's most innovative offensive minds, Mike McCarthy has piloted the Green Bay Packers to one of the most successful stretches in franchise history during his 12 years as head coach. Named to the position on Jan. 12, 2006, he has guided Green Bay to the playoffs nine times in his 12 years at the helm, and joins Vince Lombardi and Mike Holmgren as the only coaches to guide the Packers to a Super Bowl win with Green Bay's 31-25 victory over Pittsburgh in Super Bowl XLV. McCarthy's 121 regular-season wins in his first 12 years as a head coach rank fourth in NFL history (according to the Elias Sports Bureau), while his 131 total wins are second in franchise history to only Curly Lambeau (212 from 1921-49). With a Week 6 victory over the San Diego Chargers in 2015, McCarthy earned the 100th regular-season win of his career in just his 150th game, making him the seventh-fastest coach in NFL history and the fastest current NFL coach to reach the 100-win plateau. In 2016, he extended his franchise record with his eighth regular season with 10-plus wins.

The Packers have set a new standard for offensive football under McCarthy, the team's primary play-caller for most of his tenure. Since 2006, Green Bay routinely has finished inside the top 10 leaguewide in passing yards (10 times), total offense (nine) and scoring (nine).

## ESTABLISHED EXCELLENCE

The past nine seasons constitute one of the most prosperous periods in team history. The Packers have posted a 103-56-1 record (including playoffs) during that stretch and established a new franchise record with eight consecutive postseason appearances from 2009-16. Including playoffs, McCarthy has a 131-78-1 record since taking over as head coach in 2006, a .626 winning percentage that ranks No. 3 among current NFL head coaches (min. 100 games). McCarthy coached his 200th career game, including postseason, during Week 6 of the 2017 season. Having compiled 128 victories, McCarthy tied Bud Grant and Chuck Noll for the sixth-most wins by a head coach through 200 games. McCarthy is only the fourth head coach in NFL history to lead a single franchise to eight or more consecutive playoff appearances, joining Tom Landry, Noll and Bill Belichick. Those eight appearances from 2009-16 were more than the rest of the NFC North Division combined over that span (Minnesota, three; Detroit, three; Chicago, one).

McCarthy's nine playoff appearances overall are the most by a Packers coach since the NFL postseason began in 1933. With the victory over Dallas in the 2016 playoffs, McCarthy surpassed Lombardi and Holmgren for the most playoff victories in team history (10). The rest of the NFC North has combined for three postseason wins over the last 11 seasons (Minnesota and Chicago). McCarthy guided the Packers to a franchise-record fourth consecutive division title in 2014. In his 12 seasons, he has guided the team to six division titles, tying Lombardi for the second most in franchise history. The Packers were the only NFC team to win its division each year from 2011-14 and one of only three teams in the NFL to do so over that span (Denver, New England). McCarthy has guided Green Bay to a 50-21-1 (.701) record against division opponents since 2006. That includes an impressive stretch from 2010-12 when the Packers reeled off 12 straight wins against NFC North opponents, the longest divisional winning streak in team history.

## AT A GLANCE ...

- Named the Packers' 14th head coach on Jan. 12, 2006.
- Joined Pittsburgh's Bill Cowher (2005) as the only Super Bowl-winning coaches to lead their respective teams to three road victories as the No. 6 seed in the playoffs en route to a world title.
- Led Green Bay to eight consecutive playoff appearances (2009-16), tied for the third-longest streak in NFL history. Has also led the team to the playoffs in nine of the last 11 seasons (2007, 2009-16).
- Ranks second in franchise history with 131 total victories at the helm of the Packers, trailing only Curly Lambeau (212), while he also reached the 100-win plateau faster than any active NFL coach, needing just 150 regular-season games.
- Guided the Packers to top-10 finishes in scoring in eight consecutive seasons (2007-14), joining New England as the only other team to accomplish the feat over that span. The team's 3,599 points from 2007-14 were the most in franchise history over an eight-year span.
- Has led the Packers to a top-10 ranking in total offense in nine of his 12 seasons (2006-11, 2013-14, 2016) as head coach.
- In 2011, guided the team to a franchise-record 15 wins as well as single-season team marks for points (560), touchdowns (70), total net yards (6,482) and passing TDs (51).
- Became the first Packers coach since Vince Lombardi to lead the team to a championship game in his second season (2007), and tied Mike Sherman for the most regular-season wins by a Packers coach in his first two years (21).
- Has worked with a stable of quarterbacks that has combined for 41 Pro Bowl selections, 10 Super Bowl starts and eight Most Valuable Player awards.
- Prior to Green Bay, had never been a head coach at any level, breaking into the NFL as a quality-control assistant with the Kansas City Chiefs in 1993, his first of 13 years as an NFL assistant, which included six seasons as an offensive coordinator calling plays in New Orleans (2000-04) and San Francisco (2005).
- Was inducted into the Baker University (Kan.) Athletic Hall of Fame in October 2007.
- Born and raised in Pittsburgh, one of five children. His father, Joe, was a longtime firefighter and police officer.

## COACHING BACKGROUND

Years	College/Pro Team	Position Coached
1987-88	Fort Hays State	Graduate Assistant
1989	Univ. of Pittsburgh	Volunteer Assistant (QBs)
1990-91	Univ. of Pittsburgh	Graduate Assistant (QBs)
1992	Univ. of Pittsburgh	Wide Receivers
1993-94	Kansas City Chiefs	Off. Assistant/Quality Control
1995-98	Kansas City Chiefs	Quarterbacks
1999	Green Bay Packers	Quarterbacks
2000-04	New Orleans Saints	Offensive Coordinator
2005	San Francisco 49ers	Offensive Coordinator
2006-18	Green Bay Packers	Head Coach

That success begins with dominance at Lambeau Field. Under McCarthy, the Packers own the fourth-best home winning percentage (.69-26-1, .724) in the league since 2006. In 2014, Green Bay finished 8-0 for the fifth time since the 1970 AFL-NFL merger (1996-97, 2002 and 2011) and were one of only two teams to go undefeated at home during the regular season (Denver). Green Bay has finished with a record of .500 or better at home in 11 consecutive seasons under McCarthy. In 2014, the Packers led the NFL with 318 points scored at home, the third-most points scored at home during the regular season in NFL history, trailing only the 2011 Saints (329) and the 2011 Packers (321).



That 2011 team won a franchise-best 15 regular-season games, as the Packers became just the sixth team in NFL history to reach that mark in the regular season. The Packers began the '11 campaign by reeling off 13 consecutive wins, easily eclipsing the previous franchise record of 10-0 starts in 1929 and 1962. Dating back to Week 16 of the 2010 season, and including the playoffs, Green Bay won 19 consecutive games before suffering its lone regular-season defeat at Kansas City in Week 15. Covering a span of 364 days, the 19-game winning streak was the longest in franchise history and was the second-longest winning streak in NFL history (including playoffs) behind only the 2003-04 New England Patriots (21 games). Perhaps most impressively, the Packers never trailed in the fourth quarter during the streak. McCarthy was runner-up in Coach of the Year voting by *The Associated Press* and saw seven of his players earn Pro Bowl nods following the 2011 campaign, the most the Packers had voted to the all-star game since 1967.

McCarthy guided the Packers to a 10-6 campaign in 2010, highlighted by seven wins in the final 10 games. What made Green Bay's championship season even more impressive was the adversity the team faced due to injuries. The Packers finished the year with 15 players on injured reserve, and eight of them had started at least one game during the season. Six starters from the opening-day depth chart sustained season-ending injuries in the first seven games. The Packers became just the third 10-6 team in NFL history to win a Super Bowl, and their six losses on the season came by a combined 20 points. Green Bay never lost a game by more than four points and never trailed by more than seven points at any point in a game all season. The Packers became the first team since the 1970 AFL-NFL merger to never trail by more than seven points at any point during the regular season, and became the first championship-winning franchise to do so since the 1942 Washington Redskins. It was a shining example of the steady, consistent approach that McCarthy has taken in leading the Packers throughout his tenure, one that culminated with the organization's fourth Super Bowl title and 13th world championship.

### INNOVATOR OF OFFENSE

Ingenuity and evolution have been at the core of McCarthy's offensive philosophy since the day he was hired and the proof has been in the production over the past 12 years. The Packers perennially have been one of the league's highest-scoring teams under McCarthy, averaging the third-most points per game (26.1) since 2006. Additionally, Green Bay's 242 total giveaways from 2006-17 were the second fewest in the league.

In 2014, Green Bay set a franchise record for fewest giveaways in a season with 13, while ranking tied for first in the NFL. The six best giveaway seasons in franchise history have come under McCarthy (13 in '14, 14 in '11, 16 in '09 and '12, 17 in '15 and '16).

Nine of the 12 Green Bay teams led by McCarthy have ranked in the NFL's top 10 in total yardage – checking in at ninth in 2006, second in '07, eighth in '08, sixth in '09, ninth in '10, third in '11, third in '13, sixth in '14 and eighth in '16. Additionally, seven of the franchise's top 10 single-season yardage totals have occurred during McCarthy's tenure. In 2008-09, the Packers became the first team in NFL history to produce a 4,000-yard passer (Rodgers), two 1,000-yard receivers (Greg Jennings, Donald Driver), and a 1,200-yard rusher (Ryan Grant) in back-to-back seasons.

The Packers also finished in the top 10 in the NFL in total points for eight consecutive seasons (2007-14) and in nine of McCarthy's 12 seasons, highlighted by a franchise-record 560 points in 2011. The franchise mark also ranks as the third-highest point total in NFL history behind only the 606 points posted by the Denver Broncos in 2013 and the 589 points recorded by the New England Patriots in 2007. The '14 Packers registered 486 total points, the second most in franchise history, and the top three single-season point totals (461 in 2009) have all come under the direction of McCarthy.

McCarthy's offense in 2011 will also be remembered as one of the best in NFL history. In addition to setting a new franchise single-season record for points, the team set new single-season marks for touchdowns (70), total net yards (6,482) and net passing yards (4,924). The 70 TDs are also tied with the 1984 Miami Dolphins for the third-most TDs in a season in NFL history behind only the 2013 Broncos (76) and 2007 Patriots (75). Green Bay outscored its opponents 560-359 in 2011, a 201-point differential that ranked No. 2 in the NFL (New Orleans, plus-208).

Along with helping develop quarterback Aaron Rodgers into a two-time NFL MVP, McCarthy and his offense have produced five Pro Bowl receivers in Davante Adams (2017), Jordy Nelson (2014), Randall Cobb (2014), Greg Jennings (2010-11) and Donald Driver (2006, 2010). Adams' 22 receiving TDs since 2016 are the most in the NFL over that span, while his 237 receptions from 2014-17 are the fourth-most in franchise history by a player in his first four seasons.

### NEW DIRECTION

McCarthy set a new vision for the Packers' defense on Jan. 24, 2018, with the hiring of Mike Pettine as his new defensive coordinator. Pettine, the former head coach of the Cleveland Browns (2014-15), inherits a defense that returns several up-and-coming prospects, including LB Blake Martinez and DT Kenny Clark.

Linebacker Clay Matthews led the Packers in sacks (7½) for a franchise-record seventh time last season (2009-14,

### EXCLUSIVE COMPANY

Entering the 2018 season, Head Coach **Mike McCarthy** ranks No. 9 in NFL history in career winning percentage among coaches with 100-plus regular-season wins.

#### WINNING PERCENTAGE/MIN. 100 REGULAR-SEASON WINS

John Madden*	.759 (103-32-7)
George Allen*	.712 (116-47-5)
George Halas*	.682 (318-148-31)
Bill Belichick	.679 (250-118-0)
Don Shula*	.677 (328-156-6)
Tony Dungy*	.668 (139-69-0)
Mike Tomlin	.659 (116-60-0)
George Seifert	.648 (114-62-0)
<b>Mike McCarthy</b>	<b>.633 (121-670-1)</b>
Curly Lambeau*	.631 (226-132-22)

\*member of the Pro Football Hall of Fame



2017). With 80 career sacks, Matthews also moved past DE Kaber Gbaja-Biamila (74½) to reset the team record.

Mike Daniels became only the fifth Packers defensive tackle to be selected to the Pro Bowl after leading Green Bay's defensive line with five sacks in 2017, and finished tied for second on the team in tackles for a loss (11).

Prior to Pettine's arrival, McCarthy enjoyed a prolific run with defensive coordinator Dom Capers. The defense improved from 20th in total yards allowed to second in their first year together in 2009. Green Bay also jumped from 26th in run defense to first in the NFL, making it the first Packers defense to lead the league against the run as the team set a franchise record by allowing just 83.3 yards rushing per contest. The defense also led the NFL in interceptions (30) and total takeaways (40) in '09. Matthews was selected to the first of his six Pro Bowls in 2009, while veteran cornerback Charles Woodson was named the NFL Defensive Player of the Year after tying for the league lead with nine interceptions. The Packers followed up that performance by finishing second in NFL scoring defense (15.0 points per game) in 2010, the team's best mark since leading the league in the category in 1996 (13.1). Green Bay was tied for No. 2 in the NFL with 47 sacks in '10, its highest league ranking since sacks began to be recorded as a team statistic in 1963. The 2009 and 2010 seasons marked the first time Green Bay finished in the top five in NFL total defense in back-to-back seasons since 1968-69.

Relentless pressure and takeaways have been the hallmarks of the Packers' defense throughout McCarthy's 12 seasons as head coach. The Packers have finished in the top 10 in the NFL in sacks on six occasions since 2009, while their 365 combined sacks during that stretch are the fifth most in the NFL. Green Bay also is tied for fourth in the NFL with 251 takeaways since 2009, which has helped propel the Packers to an 86-14-1 regular-season record (.856) when holding the advantage in turnover ratio during McCarthy's tenure.

### RAPID RESURGENCE

McCarthy brought the Packers to the brink of the Super Bowl in just two years. Coming off an 8-8 rookie season that ended with a momentum-building, four-game winning streak, McCarthy led the Packers to a 13-3 mark in 2007 that was groundbreaking in many respects. The Packers tied the then-franchise record for victories in the regular season and won the club's first NFC North Division title since 2004. They also captured a bye in the playoffs and advanced to the conference championship game for the first time in a decade. It all earned McCarthy 2007 NFL Coach of the Year awards from Motorola and NFL Alumni, and he also was runner-up in Coach of the Year voting from AP. The championship he had set as the goal was within reach, as the Packers hosted the N.Y. Giants in the NFC title game on a frigid January day at Lambeau Field. The hard-fought, 23-20 overtime defeat was an opportunity missed, but one McCarthy vowed his team would learn from.

Green Bay went 13-3 and secured the team's first playoff bye since 1997, and McCarthy tied Mike Sherman for the most wins by a Green Bay coach in his first two seasons with 21. Behind Brett Favre's superb final year in Green Bay, the Packers finished with the league's No. 2-ranked offense, their highest ranking since 1983. They also compiled season totals in points (435) and net yards (5,931) that rank sixth and seventh, respectively, on the franchise's all-time list.

The postseason began in startling fashion, with Grant fumbling twice in the first minute of the game to set up two Seattle scores for a 14-0 Seahawks lead in the NFC Divisional playoff. Drawing on a steadfastness that served the team well during some rough spots the previous year, McCarthy and the Packers never panicked and rallied for a dominant 42-20 victory in the snowy "winter wonderland"



of Lambeau Field. In advancing to the NFC Championship Game, McCarthy became the first Packers coach since Lombardi to lead the team to a title game in his second season at the helm. Though the quest for that championship came up short, McCarthy had returned the Packers to playoff prominence just two years after the 4-12 season that preceded his arrival.

### A LEADER OF QUARTERBACKS

In his first two seasons as head coach, McCarthy simultaneously oversaw a renaissance in Favre's career and the development of Rodgers as the quarterback of the future. Charged with learning McCarthy's version of the West Coast offense and given more latitude in making decisions at the line of scrimmage, Favre concluded his brilliant Green Bay career with a 95.7 passer rating in 2007, his best in 11 years and fourth best in his career, while completing a then-career-high 66.5 percent of his passes. Buying into McCarthy's aggressive but controlled approach, Favre's interceptions dropped from 29 in 2005 to 18 in 2006 to 15 in 2007. He finished second in the voting for what then would have been an unprecedented fourth NFL MVP award, and he subsequently passed the torch to Rodgers, his understudy for his final three years in Green Bay and McCarthy's prime pupil for the last eight seasons.

Since taking over as the starter in '08, Rodgers has developed into one of the greatest quarterbacks in league history. Rodgers has topped 4,000 yards passing six times (2008-09, 2011-12, 2014, 2016), which in '08, combined with Favre's total in '07, marked the first time in league history a team had two different quarterbacks throw for 4,000 yards in consecutive years. In the process, Rodgers also became the first quarterback in league history to surpass the 4,000-yard plateau in each of his first two seasons as a starter. In total, McCarthy has been on the coaching staff for eight of the 13 (1999, 2007-09, 2011-12, 2014, 2016) 4,000-yard passing seasons in franchise history.

Rodgers posted 21,332 passing yards from 2008-12 to set an NFL record for the most passing yards by a QB in his first five seasons as a starter, surpassing the previous mark held by Peyton Manning (20,618, 1998-2002). His career passer rating of 103.8 ranks No. 1 in NFL history, and he is the only QB in league history to post a 100-plus passer rating in six consecutive seasons (2009-14). Additionally, his 1.6 career interception percentage is tops in NFL history.

Rodgers led the NFL with 13 TD passes in the first five weeks of the 2017 season prior to sustaining a collarbone injury in Week 6 against Minnesota that landed him on injured reserve. Rodgers would play in only one more game (Week 15 at Carolina) for the rest of the season. Before the injury, however, Rodgers helped orchestrate comeback wins from 14-plus points down in Weeks 3 and 5 (vs. Cin-

cinnati and at Dallas). The Packers also came back from 14 points down behind backup quarterback Brett Hundley in Week 14 at Cleveland, marking the first time in team history that Green Bay recorded three comeback wins from 14-plus points down in a single season.

The 2016 season saw Rodgers become the first Green Bay quarterback to lead the NFL in TD passes (40) since Favre in 2003, his franchise-record fourth season (2011-12, 2014, 2016) with 35-plus TD passes (Favre, three, 1995-97). In the process, Rodgers also became just the fourth QB in NFL history to record two seasons (also 2011) with 40-plus TD passes (Dan Marino, Manning, Drew Brees). Rodgers also threw for 4,428 yards, the sixth 4,000-yard passing season of his career, setting the franchise record as he surpassed Favre's mark of five 4,000-yard seasons. Furthermore, he set the single-season franchise record for completions in 2016 with 401, surpassing Favre's mark of 372 in 2005. Most impressively, Rodgers only threw seven interceptions in 2016, marking his sixth season with 500-plus attempts/eight or fewer INTs, the most in NFL history (Tom Brady, four; Alex Smith, two; nine others with one).

After missing seven games in 2013 due to a collarbone injury, Rodgers was again at his best in 2014 as he captured his second NFL MVP award under McCarthy. Rodgers extended his NFL record by finishing the regular season with a passer rating above 100.0 for the sixth season in a row, with his 112.2 rating ranking as the second-best mark in a season in team history, trailing only his own rating of 122.5 in 2011. He once again finished the season among the league leaders in several categories, ranking second in passer rating, third in passing touchdowns (38) and first in TD/INT ratio (7.6).

McCarthy's work with the quarterbacks in 2013 was perhaps his best. Despite losing Rodgers for seven games due to a collarbone injury, McCarthy still found a way to guide the Packers to their third straight NFC North title. In the process, it marked the first time a division winner had four different QBs (Rodgers, Seneca Wallace, Scott Tolzien, Matt Flynn) start at least one game in a season since the 1987 Chicago Bears, and just the fourth time since the 1970 AFL-NFL merger. Rodgers was at the top of his game in his nine contests in '13, finishing among the league leaders in several categories as he ranked No. 5 in passer rating (104.9), No. 2 in yards per attempt (8.74), No. 5 in completion percentage (66.6) and No. 3 in yards per completion (13.14).

In 2011, Rodgers and McCarthy teamed up to author one of the greatest offensive seasons in NFL history, highlighted by the former Cal standout's 122.5 passer rating that set an NFL single-season record. He finished the season connecting on 343 of 502 passes (68.3 percent) for 4,643 yards and a career-high 45 TDs with six INTs on his way to earning league MVP honors. His 45 TD passes obliterated the franchise single-season record (Favre, 39 in 1996) and is the sixth-highest total in NFL annals, while his 4,643 passing yards also set a new franchise record. He is the only 4,000-yard passer in NFL history to throw six or fewer INTs in that season, having done it twice.

Rodgers has also enjoyed success in the postseason under McCarthy, setting an NFL record with 10 passing TDs in his first three postseason starts. Rodgers also became only the fourth signal-caller to throw for 300 yards and three TDs with no INTs in a Super Bowl on his way to earning game MVP honors for Super Bowl XLV.

### THE RIGHT FIT

With a personality to match his blue-collar hometown, McCarthy landed his first NFL head-coaching job in his kind of place. A Pittsburgh native, McCarthy was named the 14th head coach of the Green Bay Packers on Jan. 12, 2006, the only step left to take after 13 years as an NFL assistant. But while he previously had traveled through NFL cities such as Kansas City, New Orleans and San Francisco, it may be

Green Bay that most resembles his native Pittsburgh. And if there was one word used to describe McCarthy's hiring in his first days with the Packers, it was that he was the right "fit," both for a town and a team looking to turn around a disappointing 4-12 season in 2005.

The way McCarthy fits Green Bay, however, goes beyond the toughness in his personality, down-to-earth demeanor, and pride in his upbringing. He not only spent one of those 13 previous years in the NFL with Green Bay, but he took over the Packers already well-versed in the West Coast offense, with a reputation for developing offensive talent, particularly at the quarterback position.

McCarthy is known for taking a hands-on teaching approach with young players and is well-respected around the league, in part because he called plays for six seasons as an offensive coordinator before becoming a head coach. Plus, he has tutored an impressive roster of NFL quarterbacks. While two of the biggest names he has worked with, Favre in Green Bay and Joe Montana in Kansas City, were at or beyond their peak years at the time, McCarthy has played at least a part in the development of signal callers Aaron Brooks, Jake Delhomme, Matt Hasselbeck, Flynn, Marc Bulger, Rich Gannon and Elvis Grbac. The entire stable of quarterbacks that McCarthy has worked with, which also includes Jeff Blake, Steve Bono and Dave Krieg, has combined for 41 career Pro Bowl selections, 10 Super Bowl starts and eight Most Valuable Player awards.

General Manager Ted Thompson heavily weighed McCarthy's track record with quarterbacks when he hired him the following year, knowing that since the post-Favre era was inevitable, the right tutelage at the game's most important position would be key to a smooth and successful transition.

### PAYING HIS DUES

Much like those players he worked with who rose to prominence, McCarthy paid plenty of dues along the way to his first head-coaching job. He learned a disciplined and no-nonsense approach to life at an early age. His father, Joe, was a longtime firefighter and police officer who also owned a bar near a Pittsburgh steel mill. McCarthy worked odd jobs at the bar as a teen. It was interacting with the hard-working tavern clientele while also watching a father in uniform dedicated to public service that helped make McCarthy proud of where he came from.

After his playing career as a tight end at Baker University (Kan.) ended, his 32-year coaching career began as a linebackers coach at Fort Hays State (Kan.) in 1987. He cracked the Division I ranks two years later as a volunteer assistant at the University of Pittsburgh. It was there he displayed the will and determination to make it in the coaching profession, working unpaid on the football field by day and collecting tolls along the Pennsylvania Turnpike during the graveyard shift to make ends meet. He soon moved into a paid position at Pitt assisting with the quarterbacks, and then coaching the wide receivers, before Panthers head coach Paul Hackett recommended him to the Kansas City Chiefs when they hired Hackett as offensive coordinator in 1993. McCarthy joined Hackett on the Chiefs' staff as a quality-control assistant. McCarthy considers Hackett the biggest influence in his coaching career, having learned the West Coast offense from him and then installing it himself as offensive coordinator in New Orleans. It was under Hackett's wing that McCarthy developed the attention to detail, scouting and game-planning skills that would help him move up the NFL ranks.

### OPPORTUNITY KNOCKS

The third-youngest head coach in the NFL when he was hired at age 42 (the Saints' Sean Payton was seven weeks younger and the Jets' Eric Mangini was 35), McCarthy took over a team coming off its first losing season since 1991,

before Favre arrived as quarterback. Thompson made it clear when he hired McCarthy he wasn't looking for just an X's and O's guy. He was looking for someone who would impress him with a variety of qualities, including leadership ability, toughness, football knowledge and an awareness of the Green Bay organization and the team's unique place within the NFL and the local community. McCarthy fit the bill. In his introductory news conference, he spoke of how taking over the Packers was like buying his "dream house," with the foundation, tradition and resources to help him make the team a championship contender once again. McCarthy emphasized he didn't feel the Packers were in a rebuilding mode at all, but there was work to be done right away. He wasted no time constructing the environment he wanted for his team, installing an offseason workout program that saw a then-record attendance, which spoke volumes about the level of respect he quickly commanded as a head coach.

#### CAREER AS NFL ASSISTANT

McCarthy broke into the NFL as a quality-control assistant with the Kansas City Chiefs in 1993. It was then he worked with Montana before moving up to quarterbacks coach from 1995-98, working with starters Gannon, Grbac and Bono. The trio's total of 52 interceptions marked the lowest total in the AFC over that four-year span. After working with McCarthy from 1995-98, Gannon went on to earn all four of his Pro Bowl selections, the 2002 league MVP award and a start in Super Bowl XXXVII with the Raiders. Gannon credits McCarthy with helping him take the quarterback's game to a higher level.

"He's the guy that really helped catapult my career," Gannon said. "He was the guy who really taught me the West Coast system of football. He really taught me how to prepare for a game, taught me how to watch film, how to break down an opponent, how to study. It was really those things I took with me to Oakland. There was never a doubt in my mind he'd be a head coach. He's a great play-caller, great working with the quarterbacks. He's a tough guy, a guy willing to do the work, and he's a leader."

When Gannon left the Chiefs for Oakland in 1999, McCarthy departed Kansas City to become Green Bay's quarterbacks coach. That year, the Packers ranked No. 7 in the NFL in passing and No. 9 in total offense. Favre threw for 4,091 yards, the third-highest total in his career at that point.

The following year, McCarthy began a successful five-year stint as the offensive coordinator of the New Orleans Saints. It became the most prolific offensive era to that point in the team's four decades, as the Saints set 10 offensive team records and 25 individual marks. Among the more notable accomplishments, the Saints led the NFC with 432 points and 49 touchdowns in 2002, both team records at the time. In his first season in 2000, McCarthy was named NFC Assistant Coach of the Year by *USA Today*. In 2005, McCarthy served as offensive coordinator for the San Francisco 49ers.

#### COLLEGE COACHING & PLAYING CAREER

McCarthy began his six-year collegiate coaching career as a graduate assistant at Fort Hays State in Hays, Kan., in 1987, just after completing his playing career at nearby Baker University in Baldwin City, Kan. At Baker, McCarthy earned a degree in business administration and was an all-conference tight end and senior captain in 1986, helping lead the Wildcats to an NAIA Division II national runner-up finish. He was inducted into the school's athletic hall of fame in October 2007.

At Fort Hays State under head coach John Vincent, McCarthy coached linebackers for two years while earning a master's degree in sports administration.

The return to his hometown came in 1989 under Pittsburgh head coach Mike Gottfried, now an ESPN college

football analyst, followed by three years under Hackett with the Panthers. As quarterbacks coach, McCarthy worked with Alex Van Pelt as he topped the school's career and single-season records for passing yards, established by Marino.

#### PERSONAL

Born Michael John McCarthy on Nov. 10, 1963, in Pittsburgh, he grew up one of five children in the Irish-Catholic family of father Joe and mother Ellen in Greenfield, a Pittsburgh neighborhood just a couple of miles from downtown. He graduated from Bishop Boyle High School in Homestead, Pa.

McCarthy's family includes wife Jessica and their five children.

Since returning to Green Bay in 2006, McCarthy has immersed himself in the local community and beyond through charitable donations and participation in numerous philanthropic events. His local-event participation included his nine-year involvement in the Mike McCarthy Cystic Fibrosis Celebrity Golf Open. The golf outing, which was hosted by the Packers head coach, benefited local and statewide cystic fibrosis organizations. The tournament was originally started by Lindy Infante.

Perhaps closest to his heart is the Mike & Jessica McCarthy Golf Invitational. Established in June 2010, the tournament benefits the American Family Children's Hospital in Madison, Wis. The event has raised funds that have helped the hospital expand with two new floors, a neonatal intensive-care unit and additional pediatric beds. Coach McCarthy and his family are committed to further developing and improving resources and facilities at the hospital to meet the needs of sick children.

Including projected contributions in 2018, the McCarthy Family Foundation has made donations to benefit numerous charities, projects and institutions during his 12-plus seasons as head coach. McCarthy established the foundation with the intent of fostering a long-term philanthropic commitment by his family beyond his NFL career. Beneficiaries have included organizations throughout Wisconsin, Kansas and his hometown of Pittsburgh. Some of the organizations that have benefited from the foundation, or from McCarthy personally, include: Aquinas Academy, Autism Society of Northwest Wisconsin, Baker University, Cure Autism Now Foundation, Greater Green Bay Community Foundation (GB Police Foundation), Green Bay Boys and Girls Club, Greensburg Central Catholic, Greenfield Baseball Association, Greenfield Organization, Jackie Nitschke Center, Lake Travis High School, Little Sisters of the Poor, Merging Vets and Players, Notre Dame School of De Pere, Rampy MS Research Foundation, Rawhide, Seven Loaves Project, St. Mary's Hospital Medical Center, St. Rosalia Academy, Team Gleason, Midwest Athletes Against Childhood Cancer and the American Red Cross.







# Winston MOSS

Associate Head Coach/Linebackers

20th Season as NFL Coach | 13th Packers Season

Entering his 31st season in the NFL, 20th as an NFL assistant coach and 13th with the Packers, Winston Moss will serve as associate head coach for the fourth season in 2018. In addition, he continues to have responsibility for all linebackers for the fifth consecutive season, a role he originally worked in from 2006-08.

Named to the assistant head coach post by Head Coach Mike McCarthy on Jan. 15, 2007, Moss impressed McCarthy with his leadership skills when the two worked together for five seasons in New Orleans and again in 2006 in Green Bay. His position responsibility was modified to inside linebackers from 2009-13 with the switch to a 3-4 defense. In February 2014, Moss' position title shifted back to all linebackers.

Since Moss was named assistant head coach in '07, the Packers rank No. 1 in the NFL in interceptions (217), tied for No. 3 in total takeaways (307), No. 6 in opponent passer rating (81.6) and No. 7 in points allowed per game (21.4).

In 2017, LB Clay Matthews' seventh season working with Moss, he became the Packers' all-time leader in sacks (80) as he finished the campaign with a team-high 7½ sacks to surpass DE Kabere Gbaja-Biamila (74½). Also, second-year LB Blake Martinez posted a team-high 158 tackles under Moss, good for No. 8 in team history (since 1975) for a single season.

In 2016, LB Nick Perry emerged as a consistent force under Moss as he led the team with a career-high 11 sacks, despite missing two games. His 11 sacks ranked tied for No. 8 in the NFL, and he became the 11th player in team history (since 1982) to register a double-digit sack total in a season. Additionally, Perry posted a half-sack or more in 10 games during the 2016 season, tied for No. 2 in the NFL.

The 2015 campaign saw Moss oversee the continued evolution of Matthews, who made his sixth career Pro Bowl and his first at inside linebacker. Despite playing inside full time, Matthews still ranked second on the team with 6½ sacks and led the team with 14 QB hits. He also ranked second on the team with a career-high 84 tackles. Under Moss, LB Julius Peppers continued to excel in his second season with the Packers after transitioning from DE in 2014. Peppers led the Packers with 10½ sacks in 2015, earning his ninth selection to the Pro Bowl, his first as a Packer, and first as a linebacker.

In 2014, Moss helped utilize Matthews in a variety of roles. Matthews made his fifth career Pro Bowl while starting games at LOLB (four), ROLB (six) and MLB (six). He led the team with 11 sacks, finished No. 2 in pressures (21) and was tied for No. 2 in QB hits (17). Matthews was one of only three players in the NFL with 10-plus sacks, an interception and a forced fumble (Texans DE J.J. Watt, Broncos DE DeMarcus Ware) in 2014.

Moss played a role in the acclimation of Peppers to a 3-4 outside linebacker in 2014. Peppers set a career high with 11 passes defended, led the team in both forced fumbles (four) and fumble recoveries (three), and tied for the team lead (Casey Hayward) in takeaways with five (three fumble recoveries, two INTs). He finished tied for No. 2 on the team with 17 QB hits and No. 3 with 17 pressures. Peppers' two interception touchdowns, the highest single-season total by a Packers LB, tied for No. 2 in the NFL, and his 101 interception return yards were No. 1 among linebackers/defensive linemen.

Moss tutored A.J. Hawk, who is the franchise's all-time



## AT A GLANCE ...

- Joined the Packers on Jan. 19, 2006, as linebackers coach and was named assistant head coach/linebackers on Jan. 15, 2007. His position responsibility was modified to inside linebackers in 2009 and then back to all linebackers in 2014. His title was adjusted to associate head coach/linebackers on Feb. 12, 2015.
- Since being named assistant head coach in '07, the Packers rank No. 1 in the NFL in interceptions (217), tied for No. 3 in total takeaways (307), No. 6 in opponent passer rating (81.6) and No. 7 in points allowed per game (21.4).
- Helped Clay Matthews earn his sixth selection to the Pro Bowl in 2015, his first time being selected at inside linebacker.
- Developed A.J. Hawk during his career in Green Bay (2006-14), helping him become the Packers' all-time leader (since 1975) in tackles (1,118).
- Helped Green Bay's defense to back-to-back top-five overall finishes in 2009-10, the first time the Packers had accomplished that feat since 1968-69.
- A standout NFL linebacker for 11 seasons, he played in 155 games (146 starts) with three clubs: the Tampa Bay Buccaneers (1987-90), Los Angeles Raiders (1991-94) and Seattle Seahawks (1995-97).
- Was selected by Tampa Bay as the second of two second-round picks in the 1987 NFL Draft after lettering four years at the University of Miami (Fla.). Was inducted into the University of Miami Sports Hall of Fame in April 2015.
- In 2013, completed his coursework to earn a degree in general studies from the University of Miami.

## COACHING BACKGROUND

Years	College/Pro Team	Position Coached
1998	Seattle Seahawks	Defensive Quality Control
2000	New Orleans Saints	Def. Assistant/Quality Control
2000-05	New Orleans Saints	Linebackers
2006	Green Bay Packers	Linebackers
2007-08	Green Bay Packers	Assistant Head Coach/Linebackers
2009-13	Green Bay Packers	Assistant Head Coach/Inside LBs
2014	Green Bay Packers	Assistant Head Coach/Linebackers
2015-18	Green Bay Packers	Associate Head Coach/LBs

tackle leader (1,118), during Hawk's nine seasons in Green Bay (2006-14). Hawk led the team in tackles five times during his career, which tied him with LB Nick Barnett for the franchise record.

In 2013, Hawk paced the club with 153 tackles, the second-highest total of his career behind only his 155 tackles as a rookie in '06. Playing the "Buck" LB position, Hawk also registered a career-high five sacks, an interception, a fumble recovery, a forced fumble and five passes defended.

In 2012, Hawk led the team with 142 tackles and added three sacks. With Desmond Bishop (preshason opener) and D.J. Smith (Week 6) lost to season-ending injuries, Brad Jones was inserted into the starting lineup at "Mack" LB after playing on the outside in his first three seasons. Jones started the final 10 games and finished the season with a career-high 102 tackles, two sacks, six passes defended and a forced fumble.

In 2011, Bishop entered the season as the starter for the first time in his career and went on to be named a Pro Bowl alternate, registering career highs with a team-leading 142 tackles and five sacks despite missing three games due to a calf injury.

In 2010, Moss was a member of a staff that helped Green Bay finish No. 2 in the NFL in scoring defense at 15.0 points per game, the team's best mark since 1996 (13.1). The Packers finished No. 5 in overall defense, the team's

second straight top-five ranking.

After Barnett was lost for the season in Week 4 of 2010 due to a wrist injury, Bishop stepped into the starting role at MLB for the remainder of the season and flourished under Moss' direction. Bishop finished second on the team with 121 tackles, while posting three sacks. His career-high 10 passes defended were the most by a Packers LB since John Anderson recorded 15 in 1981.

Hawk played in all 16 contests with 15 starts at BLB and assumed more of an every-down role with nickel LB Brandon Chillar limited to just eight games due to a shoulder injury. Hawk paced the team with 134 tackles, his fifth straight season either leading the team or finishing second in the category. He added a career-high three interceptions, which was tied for the lead among NFL linebackers, and matched his career best with nine passes defended to earn Pro Bowl recognition for the first time in his career.

In 2009, Moss was part of a staff that guided the defense to a No. 2 overall ranking in the NFL, the highest ranking since the 1996 team finished as the No. 1 defense. Green Bay led the NFL in rushing defense for the first time in team history, and its average of 83.3 rushing yards allowed per game set a team record for any season. Barnett returned from a serious knee injury to start all 16 games at MLB and lead the team in tackles with 122, a franchise-record fifth time in his career (later matched by Hawk) that he led the squad in tackles, and also register a career-high four sacks.

In 2008, Hawk made a rather seamless transition to middle linebacker to fill Barnett's spot after he was lost for the season to a torn ACL in Week 10, while Bishop and Chillar both contributed at Hawk's former weak-side position. In 2007, Barnett was named second-team All-Pro after leading the Packers in tackles for the fourth time in five seasons and posting a then-career-high 3½ sacks along with two INTs and numerous big plays late in games.

Moss spent a total of six seasons with the Saints, where he also coached linebackers. Originally hired by the Saints in 2000 as defensive assistant/quality control, he was promoted to linebackers coach near the end of that season to replace John Bunting, who departed to become head coach at the University of North Carolina. Moss began his coaching career in 1998 as a defensive quality-control assistant for the Seattle Seahawks, the club for whom he played his final three NFL seasons.

A veteran of 11 seasons and 155 NFL games (146 starts), the former linebacker played for the Tampa Bay Buccaneers (1987-90) and the Los Angeles Raiders (1991-94), in addition to the Seahawks (1995-97). Over the course of his career, Moss recorded 768 tackles, 20½ sacks, six INTs and a fumble recovery for a TD.

In 1993, when Moss led the Raiders in tackles on a team that advanced to the AFC Divisional playoffs, he earned the Ed Block Courage Award after a vote of his teammates. Moss also was a three-time defensive captain and received the 1996 NFL Players Association Unsung Hero Award while with the Seahawks.

A four-year letterman at the University of Miami (Fla.), he helped the Hurricanes win the national championship after the 1983 season under Howard Schnellenberger. Moss was inducted into the University of Miami Sports Hall of Fame in April 2015.

Born Dec. 24, 1965, in Miami, Fla., Moss attended Miami (Fla.) Southridge High School and was an all-state linebacker. He and his wife, Zoila, have three sons, Winston Jr., 25, Robert, 19, and Marcus, 17, and two daughters, Victoria, 24, and Isabella, 10.

## OVERTIME PROCEDURES

### MODIFIED SUDDEN-DEATH OVERTIME

For the 2010 postseason, the NFL installed a modified sudden-death system to determine the winner when the score is tied at the end of regulation. In 2012, the system was expanded to cover all NFL games, including regular-season and preseason games.

Modified sudden death guarantees each team a possession or the opportunity to possess, unless the team that receives the opening kickoff scores a touchdown on its initial possession.

**Possession:** Actual possession of the ball with complete control. The defense gains possession when it catches, intercepts or recovers a loose ball.

**Opportunity to possess:** The opportunity to possess occurs only during kicking plays. A kickoff is an opportunity to possess for the receiving team. If the kicking team legally recovers the kick, the receiving team is considered to have had its opportunity. A punt or a field goal that crosses the line of scrimmage and is muffed by the receiving team is considered to be an opportunity to possess for the receivers. Normal touching rules by the kicking team apply.

### REGULAR SEASON

- At the end of regulation time, the Referee will immediately toss a coin at the center of the field in accordance with rules pertaining to the usual pregame toss. The captain of the visiting team will call the toss prior to the coin being flipped.
- Following a three-minute intermission after the end of the regulation game, there shall be a maximum of one 10-minute period. Each team must possess or have the opportunity to possess the ball unless the team that has the ball first scores a

touchdown on its initial possession. Play continues in sudden death until a winner is determined, and the game automatically ends upon any score (by safety, field goal or touchdown) or when a score is awarded by the Referee for a palpably unfair act. Each team shall be entitled to two timeouts, and if there is an excess timeout, the usual rules shall apply. A try is not attempted if a touchdown is scored. Disqualified players are not allowed to return.


- If the score is tied at the end of the 10-minute overtime period, the game shall result in a tie.
- **Instant Replay:** No challenges. Reviews to be initiated by the replay assistant.

### POSTSEASON

• At the end of regulation time, the Referee will immediately toss a coin at the center of the field in accordance with rules pertaining to the usual pregame toss. The captain of the visiting team will call the toss prior to the coin being flipped.

• Following a three-minute intermission after the end of the regulation game, play will be continued in 15-minute periods until a winner is declared. Each team must possess or have the opportunity to possess the ball unless the team that has the ball first scores a touchdown on its initial possession. Play continues in sudden death until a winner is determined, and the game automatically ends upon any score (by safety, field goal or touchdown) or when a score is awarded by the Referee for a palpably unfair act. Each team has three timeouts per half and all general timing provisions apply as during a regular game. A try is not attempted if a touchdown is scored. Disqualified players are not allowed to return.

- **Instant Replay:** No challenges. Reviews to be initiated by the replay assistant.



# Mark LOVAT

Strength & Conditioning Coordinator

20th NFL Season | 20th Packers Season

Mark Lovat is now in his 20th year with the Packers and his ninth as the club's strength and conditioning coordinator.

Promoted to his current position on Feb. 15, 2010, Lovat swapped roles with Dave Redding, for whom Lovat served as an assistant in 2009.

Joining the team full-time on Jan. 25, 1999, Lovat worked under three Green Bay strength and conditioning coordinators – Barry Rubin (1999-2005), Rock Gullickson (2006-08) and Redding, who retired following the 2010 season. Lovat also previously served two summer internships in the club's weight room.

Lovat (luh-VOTT) was named the NFL Strength Coach of the Year for his work in 2011 by the Professional Football Strength and Conditioning Coaches Society, an award based on a vote of his peers in the field. Lovat became the third Green Bay strength coach to win the prestigious honor, joining Kent Johnston (1997) and Gullickson (2007).

In 2010, Lovat was honored by the Professional Football Strength and Conditioning Coaches Society with the Super Bowl Achievement Award.

An accomplished athlete himself, Lovat earned a Division I baseball scholarship to Butler University in Indianapolis, starting three seasons at shortstop and second base for the Bulldogs. He also received the Helen Tewksbury Award for academic and athletic leadership and the Mental Attitude Award during the course of his playing career.

After graduating cum laude and with high honors from Butler in 1992 with a B.A. degree in Spanish and international studies, Lovat spent four years at Lake Havasu City (Ariz.) High School, teaching Spanish as well as coaching football and baseball.

The son of former Green Bay offensive line coach Tom Lovat (1980, 1992-98), Lovat is a member of the National Strength and Conditioning Association (NSCA). He became a certified strength and conditioning specialist (CSCS) in April 2000.



## AT A GLANCE ...

- Promoted to strength and conditioning coordinator on Feb. 15, 2010, and is now in his 20th year of service with the Packers.
- Was named the NFL Strength Coach of the Year for his work in 2011 by the Professional Football Strength and Conditioning Coaches Society, an award based on a vote of his peers in the field.
- In 2005, earned his master's degree in exercise science and performance enhancement.
- Played baseball at Butler University, starting three seasons at shortstop and second base.

## COACHING BACKGROUND

Years	College/Pro Team	Position Coached
1999-2009	Green Bay Packers	Assistant Strength & Conditioning
2010-18	Green Bay Packers	Strength & Conditioning Coordinator

In 2005, Lovat completed his master's degree in exercise science and performance enhancement from California University of Pennsylvania. He also has earned certifications as a performance-enhancement specialist (PES) and as a corrective-exercise specialist (CES) from the National Academy of Sports Medicine (NASM). Additionally, in 2002 he achieved a Level 1 certification through USA Weightlifting, the governing body of the U.S. Olympic weightlifting team. Lovat is also certified in the Functional Movement Screen (FMS) and completed a human-movement science course as part of his continuing education.

Born Oct. 9, 1969, in Pocatello, Idaho, Lovat lives in Green Bay with his wife, Maggie, and son, Luke.

## STUDY SHOWS PACKERS' ECONOMIC IMPACT ON THE COMMUNITY

The Packers are the only franchise in professional sports to be owned and sustained by their fans, so most people know how much the community has meant and continues to mean to the team. But one question has long gone unanswered: "What do the Packers mean to the community?" To answer that very question from a quantifiable and tangible economic standpoint, the Green Bay/Brown County Professional Football Stadium District commissioned what is regarded as the most comprehensive economic impact study of the last 10 years on the subject when it contracted the firm AECOM Economics in 2009. Below are some of the findings and highlights of the report:

*-The total economic impact of the Packers and the renovated Lambeau Field on the community was an estimated \$281.5 million in 2009. That total included the existence of 2,560 jobs and more than \$124 million in earnings.*

*-The Packers' 10 home exhibition and regular-season games in 2009 had a \$123.3 million impact on Brown County. For each game, the team generates approximately \$12.3 million in economic impact to the community.*

*-When including the days visitors are in Green Bay to attend summer's training camp, the impact increases by another \$7.4 million.*

*-In 2009, the total economic impact attributed to spending by the Packers and Lambeau Field was \$141 million, including the creation of 760 jobs and the generation of \$80.6 million in wages.*

*-The fiscal impact of taxes to local and state governments courtesy of both training camp and Packers games was an estimated \$8.7 million.*

The South End, which opened in 2013, included the addition of approximately 7,000 new seats and now generates an additional spending impact of approximately \$11 million each year. In addition to the newly added seats, the Packers completed extensive renovations to the Atrium in 2015, a project that included a new Packers Pro Shop; new American Family Insurance Gate; and a new restaurant, 1919 Kitchen & Tap. In total, over the five years of work, the projects employed more than 3,000 workers and generated more than \$130 million in wages.





# Mike PETTINE

Defensive Coordinator

15th NFL Season | First Packers Season

Entering his 15th season coaching in the NFL, Mike Pettine begins his first year with the Packers in 2018 as the club's defensive coordinator.

Named to his position on Jan. 24, 2018, by Head Coach Mike McCarthy, Pettine (PETT-in) brings two years of experience in the league as a head coach (Cleveland, 2014-15) and five seasons as a defensive coordinator (N.Y. Jets, 2009-12; Buffalo Bills, 2013). He spent his first seven seasons in the NFL with the Baltimore Ravens (2002-08), serving as the outside linebackers coach for the final four seasons. Pettine also worked as a consultant for the Seattle Seahawks in 2017.

In his first season as Cleveland's head coach in 2014, Pettine led the Browns to their most victories (seven) since 2007 as they led the league in opponent passer rating (74.1) and ranked No. 2 in interceptions (21). The Browns engineered four fourth-quarter comebacks on the season, including the largest road comeback in NFL history after the team rallied from a 25-point deficit at Tennessee in Week 4, scoring 26 unanswered points to defeat the Titans, 29-28.

Cleveland's defense made significant improvement in nearly every major defensive statistic that season, including opponent passer rating (No. 16 in 2013 to No. 1 in 2014), red-zone defense (tied for No. 29 to No. 5), points allowed per game (No. 23 to No. 9) and third-down defense (No. 31 to No. 11). After finishing the 2013 campaign with a minus-8 turnover margin, the Browns posted a plus-6 margin in Pettine's first season, the largest increase by Cleveland in 23 years.

The Browns had four players named to the Pro Bowl for the 2014 season, with S Tashaun Gipson, CB Joe Haden, T Joe Thomas and S Donte Whitner all earning selections. It marked the first time in team history that three defensive backs were selected to the Pro Bowl, and it was the first time the Browns had three defensive players named to the all-star game since 1995. Cleveland also had three players selected to the Pro Bowl in 2015, with Thomas, TE Gary Barnidge and C Alex Mack all honored.

Prior to joining the Browns, Pettine spent five seasons as a defensive coordinator in the NFL, helping his units finish in the top 10 in the league in total yards allowed and passing yards allowed in all five seasons. In 2013, he helped the Bills rank No. 2 in the league with a franchise-record 57 sacks as they were the only team in the league to have three players (DE Mario Williams, DT Kyle Williams, DT Marcell Dareus) each register 10-plus sacks. All three players and S Jairus Byrd were selected to the Pro Bowl, with Mario Williams and Byrd also earning second-team All-Pro honors from *The Associated Press*. Pettine also oversaw the development of LB Kiko Alonso, who was named the 2013 Defensive Rookie of the Year by the Professional Football Writers of America after leading the team with a career-high 159 tackles, two sacks and four interceptions.

Under Pettine's direction, Buffalo ranked No. 1 in the NFL in 2013 in opponent completion percentage (55.3), No. 2 in interceptions (23), No. 3 in opponent passer rating (74.9), No. 4 in passing yards allowed (204.4 ypg) and tied for No. 6 in takeaways (30). The Bills finished No. 10 in the league in total defense (333.4 ypg) in 2013 after finishing No. 22 (362.9 ypg) in 2012.

During Pettine's four seasons with the Jets (2009-12), the defense ranked No. 1 in the NFL over that span in opponent passer rating (71.0), opponent completion percent-



## AT A GLANCE ...

- Joined the Packers on Jan. 24, 2018.
- Brings two years of experience in the NFL as a head coach (Cleveland, 2014-15) and five years as a defensive coordinator (N.Y. Jets, 2009-12; Buffalo, 2013).
- In his first season as Cleveland's head coach in 2014, led the Browns to their most victories since 2007 as they led the league in opponent passer rating (74.1) and ranked No. 2 in interceptions (21).
- In his five seasons as a defensive coordinator, helped his units finish in the top 10 in the league in total yards allowed and passing yards allowed in all five seasons.
- During his four seasons with the Jets (2009-12), helped the defense rank No. 1 in the NFL over that span in opponent passer rating (71.0), opponent completion percentage (52.6) and passing yards allowed (186.3 ypg). Guided the defense to a No. 1 ranking in the NFL in 2009 with a franchise-record average of 14.8 points allowed per game.
- Prior to joining the Jets, spent seven seasons (2002-08) with the Baltimore Ravens, serving as the outside linebackers coach for the final four seasons as the defense ranked No. 2 in total yards allowed in 2008, No. 6 in 2007, No. 1 in 2006 and No. 5 in 2005.
- Began his coaching career as an assistant for his father, Mike Sr., at Central Bucks West High School (Doylestown, Pa.). Later served as head coach at William Tennent High School (Warminster, Pa.) from 1995-96 and North Penn High School (Lansdale, Pa.) from 1997-2001.

## COACHING BACKGROUND

Years	College/Pro Team	Position Coached
1993-94	Univ. of Pittsburgh.....	Graduate Assistant
2002	Baltimore Ravens.....	Coaching/Video Assistant
2003	Baltimore Ravens....	Coaching Asst./Quality Control Coach
2004	Baltimore Ravens.....	Defensive Assistant
2005-08	Baltimore Ravens.....	Outside Linebackers
2009-12	N.Y. Jets.....	Defensive Coordinator
2013	Buffalo Bills.....	Defensive Coordinator
2014-15	Cleveland Browns.....	Head Coach
2018	Green Bay Packers.....	Defensive Coordinator

age (52.6) and passing yards allowed (186.3 ypg). No. 2 in total yards allowed (294.8 ypg) and third-down defense (34.6 percent), and No. 7 in points allowed (20.0 ppg) and takeaways (115).

In 2012, Pettine helped the Jets rank No. 2 in the league in passing yards allowed (189.8 ypg) and opponent completion percentage (53.8). No. 6 in yards per attempt (6.49) and No. 7 in opponent passer rating (78.2). Two members of New York's secondary were selected to the Pro Bowl (CB Antonio Cromartie, S LaRon Landry), with Landry earning Pro Bowl honors for the first time in his career.

In 2011, Pettine guided New York to a No. 3 ranking in opponent passer rating (69.6) as the Jets also finished No. 4 in the NFL in opponent completion percentage (54.2) and No. 6 in yards per attempt (6.73). The Jets were tied for No. 5 in the league with 31 takeaways, marking the third straight season under Pettine that the team forced 30-plus turnovers. Pettine helped the Jets rank No. 1 in the league in opponent completion percentage (50.7) and total yards allowed (291.5 ypg) in 2010 as New York advanced to the AFC Championship Game, highlighted by road wins at Indianapolis and New England in the playoffs. New York's defense also ranked No. 3 in the league that season in rushing yards allowed (90.9 ypg) and yards allowed per carry (3.56).

Pettine made an immediate impact in his first season with

the Jets in 2009, guiding the defense to No. 1 overall rankings in total yards allowed (252.3), passing yards allowed (153.7 ypg) and points allowed (14.8 ppg). The average of 14.8 points allowed per game set a franchise single-season record, while the average of 252.3 yards allowed per game was the second-best mark in team history (240.2 ypg in 1968). Pettine's defense gave up 10 or fewer points a league-high seven times in '09, which also set a franchise single-season record. His defense allowed a franchise-low eight passing TDs on the season, the fewest given up by an NFL team in a 16-game season to that point. The Jets also led the league in opponent passer rating (58.8) – the best mark posted by an NFL team since the 2003 Patriots (56.2) – and opponent completion percentage (51.7).

CB Darrelle Revis earned first-team AP All-Pro honors and was selected to the Pro Bowl in 2009-11 under Pettine's guidance, the lone cornerback in the league to receive first-team All-Pro and Pro Bowl recognition in each of those seasons. Revis posted career highs in interceptions (six) and passes defended (34) in 2009, finishing as the runner-up in AP Defensive Player of the Year voting to Packers CB Charles Woodson.

Prior to joining the Jets, Pettine spent seven seasons (2002-08) with the Baltimore Ravens, serving as the outside linebackers coach for the final four seasons. He helped Baltimore's defense rank No. 2 in total yards allowed in 2008, No. 6 in 2007, No. 1 in 2006 and No. 5 in 2005. The Ravens were tied for No. 5 in the NFL over that span with 168 sacks, including a franchise-record 60 in 2006. In 2008, LB Terrell Suggs earned Pro Bowl honors after registering eight sacks and a career-high two INTs returned for touchdowns. Suggs and LB Adalius Thomas both earned Pro Bowl recognition under Pettine's direction in 2006, with Thomas recording a career-high 11 sacks as he finished tied for No. 3 among NFL linebackers. Pettine joined the Ravens in 2002, serving as a coaching and video assistant that first season before working as a coaching assistant/quality control coach in 2003 and a defensive assistant in 2004.

Prior to joining the NFL coaching ranks, Pettine was the head coach at North Penn High School (Lansdale, Pa.) from 1997-2001. He led the school to 45 wins in five seasons, including an 11-2 record in 1999. Pettine also served as the head coach at William Tennent High School (Warminster, Pa.) in 1995-96, taking over a team that had won three games total in the previous three seasons. He led the team to five wins in his first season and a school-record nine victories in 1996. Pettine also spent two seasons coaching at the college level, serving as a defensive graduate assistant at the University of Pittsburgh in 1993-94.

Pettine began his coaching career as an assistant to his father, Mike Sr., at Central Bucks West High School in Doylestown, Pa., for five seasons (1988-92). Mike Sr., who coached 33 seasons at the school, retired after the 1999 campaign as the winningest coach in the history of Pennsylvania high school football with a career record of 326-42-4 (.882). Pettine played for his father and earned all-state honors at quarterback and defensive back.

Pettine was a two-year letterman (1986-87) as a free safety at the University of Virginia, leading the team with five interceptions in 1986 and tying the single-game school record for INTs with three vs. North Carolina State that season. He graduated with a degree in economics.

Born Sept. 25, 1966, in Doylestown, Pa., Pettine has two daughters, Megan and Katie, and a son, Ryan.

## COLDEST RECORDED HOME GAMES, PACKERS HISTORY (SINCE 1959)

### COLDEST RECORDED HOME GAMES,

#### TEAM HISTORY

<b>-13 D 31 1967 Dallas Cowboys (GB)</b> .....	<b>W 21 17</b>
<b>-1 J 20 2008 New York Giants</b> .....	<b>L 20 23</b>
0 D 26 1993 Los Angeles Raiders (GB).....	W 28 0
0 D 22 1990 Detroit Lions (GB).....	L 17 24
<b>3 J 12 1997 Carolina Panthers (GB)</b> .....	<b>W 30 13</b>
3 D 7 2008 Houston Texans (GB).....	L 21 24
<b>5 J 5 2013 San Francisco 49ers (GB)</b> .....	<b>L 20 23</b>
6 N 28 1976 Chicago Bears (GB).....	L 10 16
8 D 20 1992 Los Angeles Rams (GB).....	W 28 13
9 D 8 2013 Atlanta Falcons (GB).....	W 22 21
10 D 3 1972 Detroit Lions (GB).....	W 33 7
10 D 4 1977 Detroit Lions (GB).....	W 10 9
10 D 12 1982 Detroit Lions (GB).....	L 10 30
10 D 15 1991 Detroit Lions (GB).....	L 17 21
10 D 23 2017 Minnesota Vikings (GB).....	L 0 16

#### postseason games in bold

### COLDEST SEPTEMBER HOME GAMES

43 S 26 1965 Baltimore Colts (Milw).....	W 20 17
46 S 24 2001 Washington Redskins (GB).....	W 37 0
51 S 17 1973 New York Jets (Milw).....	W 23 7
51 S 21 1975 Detroit Lions (Milw).....	L 16 30
52 S 25 1960 Chicago Bears (GB).....	L 14 17
52 S 24 1961 San Francisco 49ers (GB).....	W 30 10
52 S 23 1990 Kansas City Chiefs (GB).....	L 3 17
53 S 19 1971 New York Giants (GB).....	L 40 42
53 S 29 1974 Detroit Lions (Milw).....	W 21 19
55 S 27 1970 Atlanta Falcons (GB).....	W 27 24
55 S 23 1973 Detroit Lions (GB).....	T 13 13

### COLDEST OCTOBER HOME GAMES

36 O 26 1980 Minnesota Vikings (GB).....	W 16 3
38 O 11 1959 San Francisco 49ers (GB).....	W 21 20
39 O 29 1972 Minnesota Vikings (GB).....	L 13 27
39 O 31 1993 Chicago Bears (GB).....	W 17 3
40 O 18 1981 San Francisco 49ers (Milw).....	L 3 13
41 O 24 1965 Dallas Cowboys (Milw).....	W 13 3
41 O 28 1984 Detroit Lions (GB).....	W 41 9
42 O 17 1976 Philadelphia Eagles (GB).....	W 28 13
42 O 15 1978 Seattle Seahawks (Milw).....	W 45 28
42 O 17 1983 Washington Redskins (GB).....	W 48 47
42 O 22 1995 Minnesota Vikings (GB).....	W 38 21

### COLDEST NOVEMBER HOME GAMES

6 N 28 1976 Chicago Bears (GB).....	L 10 16
19 N 24 2013 Minnesota Vikings (GB).....	T 26 26
22 N 12 1995 Chicago Bears (GB).....	W 35 28
22 N 23 1997 Dallas Cowboys (GB).....	W 45 17
25 N 22 1964 Cleveland Browns (Milw).....	W 28 21
26 N 27 1977 Minnesota Vikings (GB).....	L 6 13
27 N 9 1986 Washington Redskins (GB).....	L 7 16
27 N 19 2000 Indianapolis Colts (GB).....	W 26 24
28 N 15 1992 Philadelphia Eagles (Milw).....	W 27 24
28 N 29 2004 St. Louis Rams (GB).....	W 45 17
28 N 16 2014 Philadelphia Eagles (GB).....	W 53 20
28 N 30 2014 New England Patriots (GB).....	W 26 21
28 N 19 2017 Baltimore Ravens (GB).....	L 0 23
29 N 30 1975 Chicago Bears (GB).....	W 28 7
29 N 24 1991 Indianapolis Colts (Milw).....	W 14 10
29 N 28 1993 Tampa Bay Buccaneers (GB).....	W 13 10



## Joe PHILBIN

Offensive Coordinator

16th NFL Season | 10th Packers Season

Joe Philbin begins his 10th season with the Packers, his second stint with the team, and his 16th season overall in the NFL. This will be his sixth season as Green Bay's offensive coordinator after previously serving in that role from 2007-11.

Named to his current position on Jan. 24, 2018, by Head Coach Mike McCarthy, Philbin returns to Green Bay, where he coached on the staff for nine seasons (2003-11). He served as the assistant head coach/offensive line for the Indianapolis Colts for the past two seasons (2016-17) after four seasons as the head coach of the Miami Dolphins (2012-15).

Philbin originally joined the Packers on Feb. 10, 2003, as assistant offensive line coach, then spent 2004-05 as tight ends/assistant offensive line coach, 2006 as offensive line coach, and then was promoted in January 2007 to offensive coordinator.

In two seasons with Indianapolis, Philbin directed an offensive line that helped the Colts turn the ball over just 37 times, tied for No. 7 in the league from 2016-17. That included only 15 giveaways in 2017 (tied for No. 4 in the NFL), the second-best mark by the Colts in franchise history behind only the 14 giveaways in 2013. The line cleared the way for RB Frank Gore, who ranked No. 9 in the league with 1,986 rushing yards in 2016-17. In '16, Gore (1,025 yards) became the first NFL running back to eclipse the 1,000-yard rushing mark at the age of 33 or older since Redskins RB John Riggins in 1984.

In 2016, Philbin oversaw the development of a line that utilized seven different starting combinations and led the league with 34 rookie starts. Indianapolis was the only team in the NFL to start four different rookies along the offensive line with C Ryan Kelly (16 starts) and T Joe Haeg (14) leading the way. Kelly was one of 11 rookies in the NFL to start all 16 games, and Haeg became the first rookie in the league to start at three positions on the line (LG, RG, RT) since Saints OL Kyle Turley in 1998. The offensive line provided protection for QB Andrew Luck as he finished in the top 10 in the NFL in passing yards (No. 8, 4,240), passing TDs (No. 5, 31) and passer rating (No. 9, 96.4).

As head coach of the Dolphins, Philbin helped Miami increase its win total in 2012 and 2013, one of only four teams in the NFL to improve its record in both of those seasons. From 2012-14, Miami ranked No. 1 in the league in fewest penalties with 233 over that span, including just 70 in 2013, the fewest by the Dolphins since 1991 (62).

In 2014, Philbin helped QB Ryan Tannehill (4,045) and RB Lamar Miller (1,099) become the first duo in team history to throw for 4,000 yards and rush for 1,000 yards in the same season. Miami's first six wins that season were each by 13-plus points as the Dolphins became just the fourth team since the 1970 AFL-NFL merger to accomplish that feat. In 2013, Miami ranked No. 8 in the NFL in scoring defense (20.9 ppg) and No. 5 in opponent passer rating (77.3). In his first season as head coach in 2012, Philbin guided the Dolphins to a No. 7 ranking in scoring defense (19.8 ppg) and a No. 1 ranking in red-zone defense (42.6 pct.), while Tannehill set franchise rookie records in several categories and became the first QB in team history to start every game in his first season in the league.

As Green Bay's offensive coordinator from 2007-11, Philbin directed a unit that ranked No. 3 in the NFL over that span in points per game (28.3), touchdowns (267), passing



### AT A GLANCE ...

- Is in his second stint with the Packers, having coached on Green Bay's staff from 2003-11, including five seasons (2007-11) as offensive coordinator.
- During those five years as Green Bay's offensive coordinator, helped the Packers rank in the top 10 in the league in total yards and total points each season, one of only two teams in the league (New England) to do so over that span.
- In 2011, helped the Packers set franchise single-season records for total points (560), touchdowns (70), total yards (6,482) and net passing yards (4,924).
- In two seasons with the Indianapolis Colts (2016-17), directed an offensive line that helped clear the way for RB Frank Gore, who ranked No. 9 in the NFL with 1,986 rushing yards over that span and became the first NFL running back to eclipse the 1,000-yard rushing mark (1,025 in '16) at the age of 33 or older since Redskins RB John Riggins in 1984.
- As head coach of the Miami Dolphins from 2012-15, helped Miami increase its win total in 2012 and 2013, one of only four teams in the NFL to improve its record in both of those seasons.
- Originally joined the Packers in 2003 as assistant offensive line coach, adding tight ends to his responsibilities in 2004-05. Helped Green Bay rank No. 2 in the league in sacks allowed (60) from 2003-05, including a franchise-low 14 in 2004.
- Prior to entering the NFL ranks, coached on the collegiate level for 19 seasons, including four years at the University of Iowa (1999-2002). Tutored three linemen with the Hawkeyes (Eric Steinbach, Robert Gallery, Bruce Nelson) who earned first-team All-Big Ten honors and went on to be selected in the first two rounds of the NFL Draft.

### COACHING BACKGROUND

Years	College/Pro Team	Position Coached
1984-85	Tulane	Graduate Assistant
1986-87	Worcester Tech	Offensive Line
1988-89	U.S. Merchant Marine Academy	Offensive Line
1990-93	Allegheny	Offensive Coordinator/Offensive Line
1994	Ohio	Offensive Line
1995-96	Northeastern	Offensive Coordinator/Offensive Line
1997-98	Harvard	Offensive Coordinator/Offensive Line
1999-2002	Iowa	Offensive Line
2003	Green Bay Packers	Assistant Offensive Line
2004-05	Green Bay Packers	Tight Ends/Assistant Offensive Line
2006	Green Bay Packers	Offensive Line
2007-11	Green Bay Packers	Offensive Coordinator
2012-15	Miami Dolphins	Head Coach
2016-17	Indianapolis Colts	Assistant Head Coach/Offensive Line
2018	Green Bay Packers	Offensive Coordinator

touchdowns (170) and total net yards per game (372.8). During that five-year stretch, the Packers ranked in the top 10 in the league in total yards and total points each season, one of only two teams in the league (New England) to do so, and ranked No. 2 in the NFL in fewest giveaways with 97. Three of the top six scoring seasons (2007, 2009, 2011) and three of the top seven yardage totals (2007, 2009, 2011) in team history came during Philbin's time as offensive coordinator.

In 2011, Philbin helped QB Aaron Rodgers record the best single-season passer rating in NFL history (122.5) as the Packers set franchise records for total points (560), touchdowns (70), total yards (6,482) and net passing yards (4,924). Green Bay led the league in scoring (35.0 ppg), ranked No. 2 in fewest giveaways (14) and finished No. 3 in total yards per game (405.1). The Packers' point total for the season ranks No. 3 in NFL history behind only the 2013 Denver Broncos (606) and the 2007 New England Patriots (589).



In 2008-09, Philbin helped the Packers become the first team in league history to have a 4,000-yard passer (Rodgers), a 1,200-yard rusher (RB Ryan Grant) and two 1,000-yard receivers (WRs Greg Jennings and Donald Driver) in back-to-back seasons. In 2007, behind Brett Favre's MVP-caliber season, the offense ranked No. 2 in the NFL in total yards per game (370.7). Green Bay's highest ranking since 1983. Favre's 4,155 yards passing that year combined with Rodgers' 4,038 yards in 2008 marked the first time in league history that a team had different 4,000-yard passers in consecutive years.

In 2006, Philbin oversaw a line that had three rookies – Daryn Colledge, Jason Spitz and Tony Moll – combine for 38 starts. Despite injuries that led to five different starting combinations, the Packers ranked No. 5 in the NFL with 24 sacks allowed and improved their rushing average by a half-yard per carry. In 2005, Philbin's tight-end group featured three players with 25-plus receptions each (Donald Lee, David Martin, Bubba Franks), one of only two teams in the NFL (Tennessee) to do so that season. Philbin assisted with an offensive line that ranked No. 2 in the league in sacks allowed (60) from 2003-05, including a franchise-low 14 in 2004.

Philbin came to Green Bay after 19 seasons coaching on the college level, including four as offensive line coach at the University of Iowa (1999-2002). Under his guidance, the Hawkeyes fielded one of college football's finest offensive lines in 2002, helping the team finish second in the Big Ten in rushing (214.2 ypg). Eric Steinbach, Robert Gallery and Bruce Nelson earned three of the five first-team All-Big Ten linemen spots, while Steinbach earned consensus All-America honors. Over the next two years, all three were selected in the first two rounds of the NFL Draft.

Prior to Iowa, Philbin served as offensive coordinator and offensive line coach at Harvard (1997-98). Under his direction in 1997, the Crimson established 15 offensive records, including single-season marks for total offense (4,236 yards) and first downs (217). Five members of his offensive squad earned All-Ivy League honors, including Matt Birk, who would go on to earn Pro Bowl recognition six times in his career with the Minnesota Vikings and Baltimore Ravens.

Earlier, Philbin was the offensive line coach at Ohio University (1994) and then the offensive coordinator and offensive line coach at Northeastern University (1995-96). He also spent four seasons (1990-93) at Allegheny College, where the Gators earned three postseason berths in four years, including two undefeated regular seasons and an NCAA Division III national championship in 1990.

Born July 2, 1961, in Springfield, Mass., Philbin is a 1984 graduate of Washington & Jefferson College (Pa.), where he played tight end (1980). He also possesses a master's degree in education from Tulane University (1986). Philbin and his wife, Diane, live in Green Bay and have six children: Matthew, John, Kevin, Tim, Colleen and a deceased son, Michael.

## MODERN INSTANT REPLAY "CHALLENGE" SYSTEM, BY THE NUMBERS

After being first introduced in 1999 as a referee replay review to aid officiating, the instant-replay system was extended on a one-year basis in 2000 before being approved for the next three years through 2003. It was later extended on a five-year basis in March 2004, and then finally installed permanently in March 2007.

Plays can either be reviewed by an on-site NFL replay official or on behalf of a coach's challenge. The following is a look at the results of instant replay over the past 19 regular seasons:

Season	Games	Total Replay		Coaches' Challenges	Reversals
		Reviews	Challenges		
1999	248	195	133	57	
2000	248	247	179	84	
2001	248	258	191	89	
2002	256	294	208	94	
2003	256	255	184	66	
2004	256	283	233	88	
2005	256	295	223	92	
2006	256	311	237	107	
2007	256	327	250	122	
2008	256	315	229	117	
2009	256	328	228	126	
2010	256	361	252	133	
2011	256	390	209	172	
2012	256	435	157	170	
2013	256	423	183	185	
2014	256	439	165	161	
2015	256	415	201	176	
2016	256	345	168	149	
2017	256	428	182	195	
<b>TOTAL</b>	<b>4,840</b>	<b>6,344</b>	<b>3,812</b>	<b>2,383</b>	



# Ron ZOOK

Special Teams Coordinator

11th NFL Season | Fifth Packers Season

Ron Zook begins his fifth season as a member of the Packers' coaching staff, having been promoted to special teams coordinator by Head Coach Mike McCarthy on Feb. 12, 2015.

Possessor of a vast résumé of both collegiate and professional coaching experience, Zook is embarking on his 11th season at the pro level. He previously spent time on the staffs of the Kansas City Chiefs, New Orleans Saints and Pittsburgh Steelers during his coaching career.

This past season saw Zook tutor undrafted rookie P Justin Vogel, who ranked No. 7 in the NFL in net punting average (41.6) and was named an alternate for the Pro Bowl. More impressively, Vogel's 41.6-yard net average ranks No. 1 among Packers since 1976 (min. 40 punts).

Green Bay's special teams continued to excel in punt coverage and punt returns under Zook in 2017 as the Packers finished No. 6 in the NFL in opponent punt return average (5.7). Since 2015, the Packers rank No. 2 in the league in opponent punt return average (5.7). Additionally, Green Bay's 10.7 yards per punt return in 2017 ranked No. 2 in the NFL, the highest league ranking for the Packers since 1996 (No. 1). WR Trevor Davis ranked No. 3 in the NFL with an average of 12.0 yards per return, and his 12.2-yard average since 2016 ranks No. 2 in the league (min. 30 returns) behind only Chiefs WR Tyreek Hill (12.4).

In his second season overseeing the special teams in 2016, Zook helped Green Bay's all-time leading scorer, K Mason Crosby, become just the third player in NFL history to register 100-plus points in 10 or more consecutive seasons (Jason Elam, 16; Adam Vinatieri, 13). Crosby also ranked No. 8 in the NFL in FG percentage (86.7 percent), the second highest of his career, and had 46 touchbacks on 87 kickoffs (52.9 percent).

In Zook's first year leading the Packers' special teams in 2015, he oversaw a unit that displayed vast improvement from the previous season. In the *Dallas Morning News'* annual special teams rankings, Green Bay ranked 17th after finishing 32nd in 2014. Leading the way was the Packers' punt-coverage unit, which limited opponents to a 4.2-yard punt return average. No. 1 in the NFL and the best mark by a Green Bay team since 1969 (3.4 avg.). Under Zook's guidance, Crosby recorded 108 points, giving him 1,145 points in his career as he passed K Ryan Longwell as the franchise scoring leader.

Zook's first year in Green Bay as special teams assistant in 2014 saw Crosby drill six consecutive field goals from 50-plus yards at one point to set a franchise record. DB Micah Hyde averaged 15.8 yards on 14 punt returns in 2014. No. 1 in the NFL among players with 14-plus returns. He also posted two punt return TDs, tied for No. 1 in the NFL with Darren Sproles, while also becoming just the fifth player in team history to record two-plus punt return TDs in a season.

Prior to coming to Green Bay, Zook gained 10 years of experience as a head coach in the college ranks, first at the University of Florida (2002-04) and more recently at the University of Illinois (2005-11).

Zook spent seven years on campus at Illinois, taking over the program in 2005 and earning Big Ten Conference Coach of the Year honors in 2007 after he led the Fighting Illini to a 9-4 record and the program's first Rose Bowl berth since 1983. That season marked the eighth nine-win campaign in school history, and the seven-win improvement from 2006 was the best in program annals.

Impressively, 17 Illinois players coached or recruited by Zook were drafted into the NFL between 2006-12, a number that included five first-round choices and four second-round picks.



## AT A GLANCE ...

- Joined the Packers on Feb. 7, 2014, as assistant special teams coach and was promoted to special teams coordinator on Feb. 12, 2015.
- Since taking over as special teams coordinator in 2015, the Packers rank No. 2 in the NFL in opponent punt return average (5.7).
- Green Bay's 10.7 yards per punt return in 2017 ranked No. 2 in the NFL, the highest league ranking for the Packers since 1996 (No. 1).
- Possesses 38 years of football coaching experience between the college and professional levels, including 10 seasons as a collegiate head coach.
- The head coach at the University of Illinois from 2005-11, he guided the Fighting Illini to a berth in the Rose Bowl in just his third season in 2007, garnering Big Ten Conference Coach of the Year honors.
- Previously spent six seasons as an assistant in the NFL, serving on the staffs of the Pittsburgh Steelers (1996-98), Kansas City Chiefs (1999) and New Orleans Saints (2000-01).
- Was the defensive coordinator in New Orleans from 2000-01 when Head Coach Mike McCarthy was the Saints' offensive coordinator, and associate head coach/linebackers Winston Moss was a member of Zook's defensive staff.

## COACHING BACKGROUND

Years	College/Pro Team	Position Coached
1978-80	Murray State University	Defensive Backs
1981-82	Univ. of Cincinnati	Defensive Coordinator
1983	Univ. of Kansas	Defensive Coordinator
1984-86	Univ. of Tennessee	Defensive Backs
1987	Virginia Tech	Defensive Coord./Asst. Head Coach
1988-90	Ohio State University	Defensive Backs
1991-93	Univ. of Florida	Def. Coordinator/Def. Backs
1994	Univ. of Florida	Special Teams Coord./Nickelbackers
1995	Univ. of Florida	Assoc. Head Coach/Spec. Teams Coord.
1996-98	Pittsburgh Steelers	Special Teams Coordinator
1999	Kansas City Chiefs	Defensive Backs
2000-01	New Orleans Saints	Defensive Coordinator
2002-04	Univ. of Florida	Head Coach
2005-11	Univ. of Illinois	Head Coach
2014	Green Bay Packers	Assistant Special Teams
2015-18	Green Bay Packers	Special Teams Coordinator

Prior to Illinois, Zook made his debut as a collegiate head coach during a three-year stint at Florida, a program with which he had previously enjoyed success as an assistant under head coach Steve Spurrier during the early 1990s. During Zook's tenure, the school compiled a 25-15 overall record, including a 16-8 mark in Southeastern Conference play.

Florida reached a bowl game in each season under his direction, including a second consecutive Outback Bowl in 2003, when it earned a share of the SEC East Division title. That season, the Gators faced the second-toughest schedule in the nation, a slate that included seven ranked opponents, and reeled off wins over ranked teams in three consecutive weeks for the first time in school history.

In 2004, Zook's final season, the Gators finished atop the SEC in six different team categories, including scoring offense, total offense and passing offense. That year, they also became just the second team in the history of the storied conference to boast the league's leading rusher, passer, receiver and scorer in the same season.

Zook also held a reputation for being an excellent recruiter at the college level. In his time as head coach at Florida, he signed 10 *Parade* All-Americans in three years, after the school had managed a total of 20 in the previous 12 years. His 2003 recruiting class was ranked in the top three na-

tionally and featured eight future NFL draft picks, including first-rounders Jarvis Moss and Reggie Nelson.

That legacy as a recruiter was further cemented two years following his departure, when in 2006, 22 of the 24 starters on Florida's BCS National Championship team were players who had been recruited to Florida by Zook.

Prior to making his return to Florida, Zook enjoyed six years as an assistant in the NFL. His final two seasons came in 2000-01 when he served as the defensive coordinator for the New Orleans Saints and forged a relationship with McCarthy, who was then the team's offensive coordinator. The Saints defense led the NFL with 119 sacks over the course of his two seasons, 22 more than the next-closest team, including a team-record 66 in 2000.

In 1999, he coached defensive backs for the Kansas City Chiefs. That season, he tutored CB James Hasty, who tied for the NFL lead with a career-high seven INTs and was named to the Pro Bowl. The Chiefs ranked No. 5 in the NFL with 25 INTs that season and tied for No. 2 with five INT-TDs. The 25 INTs were the most by the club since it posted 31 during the 1986 season.

Before his stint in Kansas City, Zook spent three seasons (1996-98) as the special teams coordinator for the Pittsburgh Steelers.

In 1997, Zook oversaw a Steelers' kickoff return unit led by returner Will Blackwell that ranked No. 6 in the NFL with a 24.7-yard average. That same season, he guided veteran Norm Johnson to the fourth-best field-goal percentage in the league, an 88.0 mark that ultimately stood as the second highest of the specialist's 18-year career.

Before making that initial foray into the NFL, Zook spent 18 years as a college assistant, earning his first opportunity at Murray State (1978-80), before making stops at Cincinnati (1981-82), Kansas (1983), Tennessee (1984-86), Virginia Tech (1987), Ohio State (1988-90) and his first stint at Florida (1991-95).

A three-year letterman and captain as a defensive back at Miami of Ohio, Zook played on teams that posted a 32-1-1 record during his career and won three consecutive Mid-American Conference titles (1973-75). He earned a degree in comprehensive science.

Zook was born in Loudonville, Ohio. He and his wife, Denise, have two daughters, Jacquelyn and Casey. Jacquelyn resides in Los Angeles and is married to Jeffrey Larson, and Casey resides in Metamora, Ill., with her husband, Scott Sabin, and their sons, Lucas Roman Sabin and Jordan Alan Sabin.

### SPECIAL TEAMS TOUCHDOWNS, 1959-2017

12/28/14	Det	Micah Hyde 55-yard PR	W, 30-20	11/21/82	Min+	Maurice Harvey 25-yard return of fumbled kickoff	W, 26-7
11/16/14	Phi	Micah Hyde 75-yard PR	W, 53-20	11/08/81	NYG+	Mark Lee 94-yard PR	W, 26-24
10/27/13	at Min	Micah Hyde 93-yard PR	W, 44-31	09/07/80	ChiB	Chester Marcell 24-yard return of own blocked field goal	W, 12-6
10/28/12	Jax	Dezman Moses recovery of blocked punt in EZ	W, 24-15	11/04/79	NYJ	Aundra Thompson 100-yard KR	L, 22-27
09/13/12	ChiB	Tim Masthay 27-yard pass to Tom Crabtree (fake FG)	W, 23-10	10/15/78	Sea+	Steve Odom 95-yard KR	W, 45-28
09/09/12	SF	Randall Cobb 75-yard PR	L, 22-30	09/24/78	at SD	Walt Landers 15-yard return of blocked punt	W, 24-3
11/14/11	Min	Randall Cobb 80-yard PR	W, 45-7	11/06/77	at KC	Terdell Middleton 96-yard KR	L, 10-20
09/08/11	NO	Randall Cobb 108-yard KR	W, 42-34	09/18/77	at NO	Willard Harrell 75-yard PR	W, 24-20
11/07/10	DalC	Nick Collins 26-yard return of fumbled kickoff	W, 45-7	10/12/75	at NO	Steve Odom 93-yard KR	L, 19-20
11/09/08	at Min	Will Blackmon 65-yard PR	L, 27-28	11/24/74	SD	Eric Torkelson FR in EZ (kickoff)	W, 34-0
09/08/08	Min	Will Blackmon 76-yard PR	W, 24-19	11/10/74	ChiB+	Steve Odom 95-yard PR	W, 20-3
12/09/07	Oak	Will Blackmon 57-yard PR	W, 38-7	10/13/74	LARm+	Jon Stagers 68-yard PR	W, 17-6
12/09/07	Oak	Will Blackmon FR in EZ	W, 38-7	12/17/72	at NO	Willie Buchanon 42-yard lateral from Clarence Williams (blocked FG attempt)	W, 30-20
11/18/07	Car	Tramon Williams 94-yard PR	W, 31-17	11/19/72	at HouO	Jon Stagers 85-yard PR	W, 23-10
09/09/07	Phi	Tracy White FR in EZ	W, 16-13	10/16/72	at Det	Ken Ellis 80-yard PR	W, 24-23
12/25/05	ChiB	Antonio Chatman 85-yard PR	L, 17-24	11/28/71	NO+	Dave Hampton 90-yard KR	L, 21-29
12/28/03	Den	Marcus Wilkins FR in EZ (kickoff)	W, 31-3	11/22/71	at Atl	Doug Hart 57-yard return of blocked field goal	L, 21-28
11/04/01	TB	Allen Rossom 55-yard PR	W, 21-20	09/19/71	NYG	Ken Ellis 100-yard return of missed field goal	L, 40-42
09/24/01	Was	Rondell Mealey 27-yard FR	W, 37-0	12/06/70	at Pit	Larry Krause 100-yard KR	W, 20-12
11/19/00	Ind	Allen Rossom 92-yard KR	W, 26-24	10/04/70	Min+	Dave Hampton 101-yard KR	W, 13-10
01/02/00	Ari	Basil Mitchell 88-yard KR	W, 49-24	11/02/69	at Pit	Travis Williams 83-yard PR	W, 38-34
12/05/99	at ChiB	Keith McKenzie 45-yard return of fumbled punt	W, 35-19	09/28/69	SF+	Dave Hampton 87-yard KR	W, 14-7
10/25/98	BalR	Roell Preston 71-yard PR	W, 28-10	10/13/68	LARm+	Tom Brown 52-yard PR	L, 14-16
10/05/98	Min	Roell Preston 101-yard KR	L, 24-37	12/09/67	at LARm	Travis Williams 104-yard KR	L, 24-27
09/06/98	Det	Roell Preston 100-yard KR	W, 38-19	11/12/67	CleB+	Travis Williams 87-yard KR	W, 55-7
12/20/97	Buf	Tyrone Davis FR in EZ (punt)	W, 31-21	11/12/67	CleB+	Travis Williams 85-yard KR	W, 55-7
01/26/97	NE*	Desmond Howard 99-yard KR	W, 35-21	10/30/67	at StLC	Travis Williams 93-yard KR	W, 31-23
01/04/97	SF*	Desmond Howard 71-yard PR	W, 35-14	01/01/67	at DalC*	Jim Grabowski 18-yard return of fumbled kickoff	W, 34-27
12/15/96	at Det	Desmond Howard 92-yard PR	W, 31-3	10/23/66	Atl+	Donny Anderson 77-yard PR	W, 56-3
12/01/96	ChiB	Desmond Howard 75-yard PR	W, 28-17	10/18/64	at BalC	Elijah Pitts 65-yard PR	L, 21-24
10/06/96	at ChiB	Don Beebe 90-yard KR	W, 37-6	10/13/63	at Min	Hank Gremming 80-yard return of blocked FG	W, 37-28
09/15/96	SD	Desmond Howard 65-yard PR	W, 42-10	10/06/63	LARm	Herb Adderley 98-yard KR	W, 42-10
12/31/95	Atl*	Antonio Freeman 76-yard PR	W, 37-20	11/18/62	BalC	Herb Adderley 103-yard KR	W, 17-13
12/04/94	at Det	Robert Brooks 96-yard KR	L, 31-34	10/08/61	BalC	Willie Wood 72-yard PR	W, 45-7
10/09/94	LARm	Robert Brooks 85-yard PR	W, 24-17	09/24/61	SF	Willie Wood 39-yard PR	W, 30-10
10/03/93	at DalC	Robert Brooks 95-yard KR	L, 14-36	12/17/60	at LARm	Paul Winslow recovery of blocked punt in EZ	W, 35-21
09/20/92	Cin	Terrell Buckley 58-yard PR	W, 24-23	12/04/60	at ChiB	Willie Davis recovery of blocked punt in EZ	W, 41-13
10/06/91	DalC+	Charles Wilson 82-yard KR	L, 17-20	11/08/59	at ChiB	Bill Butler 61-yard PR	L, 17-28
12/22/90	Det	Darrell Thompson 76-yard KR	L, 17-24				
12/02/90	at Min	Tiger Greene 36-yard return of blocked punt	L, 7-23				
12/18/88	at PhoC	Ron Pitts 63-yard PR	W, 26-17				
10/16/88	at Min	Tim Harris 10-yard return of blocked punt	W, 34-14				
11/27/86	at Det	John Simmons recovery of blocked punt in EZ	W, 44-40				
11/27/86	at Det	Walter Stanley 83-yard PR	W, 44-40				
12/09/84	at ChiB	Del Rodgers 97-yard KR	W, 20-14				
10/02/83	TB	Phillip Epps 90-yard PR	W, 55-14				

+ — Milwaukee \* — denotes playoff game





# Brian ANGELICHIO

Tight Ends

Seventh NFL Season | Third Packers Season

Entering his 24th year in the coaching profession and his seventh in the NFL, Brian Angelichio begins his third year with the Packers in 2018 as the team's tight ends coach. He was named to his position by Head Coach Mike McCarthy on Feb. 17, 2016, after spending the previous two seasons coaching tight ends with the Cleveland Browns (2014-15).

In 2017, Angelichio's tight-end group helped the Packers rank No. 5 in the NFL in rushing yards per carry (4.47 avg.). In two seasons with the Packers, his tight ends have helped the offense rank No. 4 in the league over that span with an average of 4.51 yards per carry.

In his first season with the Packers, Angelichio (an-juh-LEEK-o) guided a group that helped the team finish No. 4 in the NFL in points per game (27.0). After missing six games due to an ankle injury, free agent Jared Cook returned in Week 11 and recorded 24 receptions for 324 yards (13.5 avg.) and a TD in the final six regular-season games, with 17 of those catches going for first downs. His receiving-yardage total in Weeks 11-17 ranked No. 8 among NFL tight ends, and his four catches of 25-plus yards were tied for No. 3 over that span. In the playoffs, Cook was tied for the team lead with 18 receptions for 229 yards (12.7 avg.) and two TDs. His reception and receiving-yardage totals were the best by a Green Bay TE in a single postseason, topping the previous highs posted by TE Keith Jackson in 1995 (12 catches for 223 yards).

In 2015 with the Browns, Angelichio helped develop veteran Gary Barnidge, who had registered 44 catches for 603 yards (13.7 avg.) and three TDs in his first seven seasons in the league. Under Angelichio's direction in 2015, Barnidge posted career highs in every category, hauling in 79 catches for 1,043 yards (13.2 avg.) and nine TDs. Barnidge tied Ozzie Newsome (1979) for the most TD catches by a TE in Browns history, and his yardage total ranked No. 2 by a TE in team annals behind only Kellen Winslow (1,106 in 2007). Among NFL tight ends, Barnidge ranked third in the league in 2015 in receptions and yards per catch, and fourth in yards and TD catches on his way to becoming just the fifth TE in franchise history to be selected to the Pro Bowl.

Under Angelichio's guidance in 2014, Cleveland's tight-end group combined for 54 receptions for 822 yards (15.2 avg.) and three TDs, and helped open up the run game as the Browns finished fourth in the NFL in rushing TDs with 17. Jordan Cameron led all NFL tight ends with an average of 17.7 yards per reception (min. 20 rec.) and recorded the longest play by an NFL tight end since 2009, posting an 81-yard TD catch at Carolina on Dec. 21.

Angelichio began his NFL career with the Tampa Bay Buccaneers, where he spent two seasons (2012-13) coaching tight ends. In 2013, he tutored Tim Wright, who set franchise rookie records for the most receptions (54), receiving yards (571) and receiving TDs (five) by a tight end. His yardage total was tied for the most by an undrafted rookie tight end in NFL history.

Prior to Tampa Bay, Angelichio coached the tight ends at Rutgers (2011), where he worked with D.C. Jefferson, who was selected by Arizona in the seventh round of the 2013 NFL Draft and appeared in four games for the Cardinals that season.

Angelichio spent five seasons at the University of Pittsburgh, serving as offensive assistant/tight ends coach for one season (2006) and tight ends coach for four seasons



## AT A GLANCE ...

- Last name is pronounced an-juh-LEEK-o.
- Joined the Packers on Feb. 17, 2016.
- Enters his seventh year as an NFL coach after coaching on the collegiate level for 17 seasons (1995-2011).
- In two seasons with the Packers, his tight ends have helped the offense rank No. 4 in the league over that span with an average of 4.51 yards per carry.
- Tutored Browns TE Gary Barnidge in 2015, who posted career highs in every category and ranked third among NFL tight ends in receptions and yards per catch, and fourth in yards and TD catches as he became just the fifth TE in franchise history to be selected to the Pro Bowl.
- While in Tampa Bay, worked with TE Tim Wright, who set franchise rookie records for the most receptions (54), receiving yards (571) and receiving TDs by a tight end. His yardage total was tied for the most by an undrafted rookie tight end in NFL history.
- Was a three-year starter at outside linebacker for St. Lawrence University in Canton, N.Y.

## COACHING BACKGROUND

Years	College/Pro Team	Position Coached
1995	SUNY-Brockport	Secondary
1996-97	Ithaca College	Linebackers
1998	Ithaca College	Wide Receivers
1999	Ithaca College	Offensive Line
2000-05	Ithaca College	Offensive Coordinator/Offensive Line
2006	Univ. of Pittsburgh	Offensive Assistant/Tight Ends
2007-10	Univ. of Pittsburgh	Tight Ends
2011	Rutgers University	Tight Ends
2012-13	Tampa Bay Buccaneers	Tight Ends
2014-15	Cleveland Browns	Tight Ends
2016-18	Green Bay Packers	Tight Ends

(2007-10). He coached future NFL draft choices Dorin Dickerson (Houston Texans, seventh round, 2010), a first-team All-American and John Mackey Award finalist, and Nate Byham (49ers, sixth round, 2010), as well as Darrell Strong, who went on to play for the Oakland Raiders. Angelichio also served as the offensive coordinator during the Panthers' 27-10 victory in the 2011 BBVA Compass Bowl against Kentucky.

Angelichio started his coaching career in 1995 as the secondary coach at SUNY-Brockport and then spent 10 seasons at Ithaca College, where he coached linebackers (1996-97), receivers (1998) and the offensive line (1999) before serving as offensive coordinator/offensive line coach (2000-05). While with the Bombers, Angelichio tutored seven All-Americans, helping the team advance to the postseason in seven of his 10 years. While in charge of the offense, he led a unit that set or tied 30 team or individual records over his final five seasons.

Angelichio was a three-year starter at outside linebacker (1992-95) at St. Lawrence University in Canton, N.Y., where he earned a bachelor's degree in physical education. He was also team captain and a four-year starter on the baseball team. He received a master's degree from Ithaca College.

Born December 27, 1972, in Iliion, N.Y., Angelichio attended Iliion High School, where he lettered all four years in baseball and three years each in basketball and football. As a quarterback and safety, he was part of a team that went undefeated and ranked third in the state as a senior.

Angelichio is single and lives in Green Bay.



# Jeff BLASKO

Assistant Offensive Line  
 Second Season as NFL Coach | Third Packers Season



## AT A GLANCE ...

- Entering his second season as the assistant offensive line coach for the Packers after serving as the team's coaching administrator during the 2016 season.
- Helped guide T David Bakhtiari to second-team All-Pro honors from *The Associated Press* in 2017.
- Coached TE Jimmy Mundine at Kansas to be a semifinalist for the John Mackey Award as a senior in 2014, which recognizes the nation's top tight end.
- Earned a master's degree in sports administration in 2009 during his time as a graduate assistant at Akron.

### COACHING BACKGROUND

Years	College/Pro Team	Position Coached
2008-10	Univ. of Akron.....	Graduate Assistant
2011	Univ. of Florida.....	Offensive Quality Control
2012-14	Univ. of Kansas.....	Tight Ends
2015	Univ. of Pennsylvania.....	Tight Ends
2016	Green Bay Packers.....	Coaching Administrator
2017-18	Green Bay Packers.....	Assistant Offensive Line

ed to the position on Feb. 27, 2017, after spending 2016 as the team's coaching administrator.

He was initially hired on Feb. 17, 2016, as the coaching administrator. Blasko's responsibilities will continue to focus on assisting James Campen with the offensive line, a position group he worked with in 2016 as part of his responsibilities as coaching administrator.

In 2017, Blasko assisted Campen with a line that helped the offense rank No. 3 in red-zone scoring (61.9 percent) and tied for No. 6 in 10-play drives (30). The Packers also ranked No. 5 in the NFL in yards per carry (4.47) and posted four 160-yard rushing games, tied for No. 7 in the league. Blasko helped guide T David Bakhtiari to second-team All-Pro honors from *The Associated Press* for the second straight season as he joined Forrest Gregg as the only offensive tackles in team history to earn the honor in consecutive seasons.

Blasko spent the 2015 season as the tight ends coach at the University of Pennsylvania, helping the Quakers rattle off six straight wins to end the season en route to being co-Ivy League champions with Harvard and Dartmouth. He tutored tight ends Ryan Kelly and Ryan O'Malley as they combined for 444 yards and seven TDs on 37 receptions (12.0 avg.), with O'Malley earning second-team All-Ivy League honors.

Prior to his time at Penn, Blasko spent three seasons (2012-14) as the tight ends coach under Charlie Weis at the University of Kansas. He coached TE Jimmy Mundine to honorable mention All-Big 12 in his first two seasons on the job. As a senior in 2014, Mundine was named a semifinalist for the John Mackey Award, which recognizes the nation's top tight end. Of Mundine's 45 catches as a senior, 33 picked up a first down.

In 2011, Blasko served as the offensive quality control coach for the University of Florida, where he worked with Weis, who served as the Gators' offensive coordinator. His responsibilities included helping with player development and assisting Weis with practice and game preparation on a daily basis. After Weis departed from Florida to become the head coach at Kansas, Blasko was promoted to quarterbacks coach by Will Muschamp for the team's Gator Bowl win over Ohio State.

Blasko's first opportunity to coach at the college level came in a three-year stint (2008-10) as a graduate assistant at the University of Akron. He worked with the offensive coaching staff and assisted with recruiting all three years with the Zips. Blasko worked under J.D. Brookhart for the first two seasons and finished with one year under Rob lanello.

Blasko coached at the high-school level for six seasons, serving as an offensive assistant at Steel Valley High in Munhall, Pa., from 2002-05 and as an offensive assistant at Bethel Park (Pa.) High from 2006-07.

A native of Pittsburgh, Pa., Blasko graduated from Robert Morris University with a bachelor's degree in information sciences in 2005. He earned a master's degree in sports administration while at Akron in 2009. Blasko and his wife, Katie, reside in De Pere, Wis., with their son, Tommy.

Community

Coaches

Veterans

Draft & Free Agents

2017 Review

Records & History

Lambeau Field

Misc.

## NOTABLE GREEN BAY-AREA STREETS NAMED AFTER PACKERS

Brett Favre Pass..... Brett Favre  
 Donald Driver Way..... Donald Driver  
 Hinkle Street..... Clarke Hinkle  
 Holmgren Way..... Mike Holmgren  
 Hubbard Street..... Cal Hubbard  
 Hutson Street..... Don Hutson  
 Isbell Street..... Cecil Isbell  
 Lambeau Street..... Curly Lambeau  
 Lewellen Road..... Verne Lewellen  
 Lombardi Avenue..... Vince Lombardi  
 Mike McCarthy Way..... Mike McCarthy

Reggie White Way..... Reggie White  
 Ron Wolf Way..... Ron Wolf  
 Starr Court..... Bart Starr  
 Tony Canadeo Run..... Tony Canadeo

NOTE — The Main Street Bridge, connecting Green Bay's east and west sides, was renamed the **Ray Nitschke Memorial Bridge**; Canadeo Street, named after **Tony Canadeo**, no longer exists after construction of new housing in the late 1980s.



## James CAMPEN

Offense – Run Game Coordinator/Offensive Line

15th Season as NFL Coach | 15th Packers Season

James Campen begins his 15th campaign as a Packers coach and his 20th overall with the organization.

Campen was promoted to offense – run game coordinator/offensive line on Jan. 24, 2018, by Head Coach Mike McCarthy, after holding the offensive line coach position since Jan. 15, 2007. Campen moved up from his position as assistant offensive line coach in McCarthy's first season at the helm. Prior to that, Campen filled the role of assistant offensive line/quality control coach for two seasons (2004-05).

In nine of Campen's 11 seasons as offensive line coach, the Packers have ranked in the top 10 in the league in scoring. Green Bay finished in the top 10 in total offense in eight of those 11 seasons, highlighted by three of the top four single-season yardage marks in franchise history.

Campen has helped six linemen earn Pro Bowl recognition since 2010 (T Chad Clifton, C Scott Wells, G Josh Sitton, C Jeff Saturday, T David Bakhtiari, G T.J. Lang), the only team in the league to have six different members of the offensive line selected over that span. Campen has had at least one of his linemen named to the Pro Bowl in six of the last eight seasons (2010-12, 2014-16).

In 2017, Campen guided Bakhtiari to second-team All-Pro honors from *The Associated Press* for the second straight season, as he joined Forrest Gregg as the only offensive tackles in team history to earn the honor in consecutive seasons. Campen's line helped the offense rank No. 3 in red-zone scoring (61.9 percent) and tied for No. 6 in 10-play drives (30). They helped the offense rank No. 5 in the league in yards per carry (4.47) and post four 160-yard rushing games, tied for No. 7 in the NFL.

In 2016, Campen guided Lang to his first Pro Bowl selection, the second straight year that a Green Bay guard was selected to the Pro Bowl. Bakhtiari also was selected to his first career Pro Bowl and earned second-team All-Pro honors from AP, the first Packers tackle to receive All-Pro recognition from AP since Gregg (first-team selection) in 1967. Campen's line helped QB Aaron Rodgers rank No. 1 in the league in TD passes (40), the first Packers quarterback to do so since Brett Favre in 2003, while also setting a franchise single-season record for completions (401). The offensive line helped the Packers rank in the top 10 in the NFL in numerous categories, including points per game (No. 4, 27.0), yards per game (No. 8, 368.8), passing yards per game (No. 7, 262.4), yards per carry (No. 7, 4.55), third-down conversions (No. 2, 46.7), first downs (No. 7, 349), time of possession (No. 5, 31:14) and giveaways (t-No. 8, 17).

In 2015, Sitton was named to the Pro Bowl for the third time in four seasons, becoming the first Green Bay guard to do so since Marco Rivera went to three straight Pro Bowls (2002-04). Campen's group helped block for RBs Eddie Lacy (758 rushing yards) and James Starks (601), the first Green Bay duo to both rush for 600-plus yards in the same season since 1985. The line helped Rodgers reach 30 passing touchdowns (31 overall) during the regular season for the fifth time in his career and be selected to his fifth career Pro Bowl. The group also helped four Green Bay receivers finish with 50-plus receptions for only the third time (1983, 2002) since 1940.

In 2014, Campen's line helped the Packers lead the league in scoring (30.4 ppg) and set franchise records for first downs (356) and giveaways (13). Green Bay ranked No. 6



### AT A GLANCE ...

- Joined the Packers on Feb. 27, 2004, as assistant offensive line/quality control; was promoted by Mike McCarthy to assistant offensive line coach on Jan. 17, 2006, to offensive line coach on Jan. 15, 2007, and to offense – run game coordinator/offensive line on Jan. 24, 2018.
- In nine of his 11 seasons as offensive line coach, the Packers have finished in the top 10 in the NFL in scoring.
- Has been part of an offensive staff that has guided Green Bay to top-10 finishes in the league in total offense in eight of the last 11 seasons, including three of the top four single-season marks in team history.
- Has helped six linemen earn Pro Bowl recognition since 2010, the only team in the league to have six different members of the offensive line selected over that span. Has had at least one of his linemen named to the Pro Bowl in six of the last eight seasons (2010-12, 2014-16).
- In 2017, guided T David Bakhtiari to second-team All-Pro honors from *The Associated Press* for the second straight season as he joined Forrest Gregg as the only offensive tackles in team history to earn the honor in consecutive seasons.
- Played in 61 games with the Packers (1989-93), including 42 starts. Was the center for QB Brett Favre's first start (Sept. 27, 1992).
- Selected as a team captain at every level of football.

### COACHING BACKGROUND

Years	College/Pro Team	Position Coached
2004-05	Green Bay Packers.....	Assistant Offensive Line/Quality Control
2006	Green Bay Packers.....	Assistant Offensive Line
2007-17	Green Bay Packers.....	Offensive Line
2018	Green Bay Packers.....	Offense – Run Game Coordinator/Offensive Line

in the league in total offense (386.1 ypg) and was tied for No. 9 in sacks allowed (30). The Packers allowed just nine sacks in the second half of the season, the second fewest in the league by a team over its final eight games behind only Denver (eight).

The line's protection helped Rodgers finish in the top three in the NFL in passer rating, TD passes, TD/INT ratio and yards per attempt, the only QB in the league to do so, on his way to earning his second career Most Valuable Player award from *The Associated Press*. Lacy posted his second straight 1,000-yard rushing campaign, finishing No. 7 in the league with 1,139 yards on the season.

After starting center JC Tretter sustained a knee injury in the third preseason game vs. Oakland that would sideline him for the first eight games of the regular season, Campen tutored Corey Linsley as he went on to become the first rookie center to start every game for the Packers since the league went to a 16-game schedule in 1978. Linsley was named to the PFWA's All-Rookie team and was part of a line that featured the same starting five in 15 of 16 games. Also under Campen's guidance, Sitton was named to his second career Pro Bowl and earned second-team All-Pro recognition from AP.

In 2013, Campen's line helped the Packers finish in the top 10 in both rushing (No. 7) and passing (No. 6) for the first time since 2004. Green Bay's rushing average of 133.5 yards per game was the team's best mark since 2003 and was the sixth-best posted by the team since the 1970 AFL-NFL merger. The Packers tied for the league lead with six 180-yard rushing games and ranked No. 4 in the NFL with an average of 4.65 yards per carry. Green Bay averaged 266.8 passing yards per game despite starting four differ-



ent quarterbacks on the season, as Rodgers missed seven contests due to a collarbone injury.

Under Campen's direction in 2013, Bakhtiari became the first Green Bay rookie to start every game at LT since 1978, after veteran Bryan Bulaga was lost to a season-ending knee injury in training camp. Bakhtiari was part of a line that helped Lacy rush for a franchise rookie-record 1,178 yards on the season, one that culminated with Lacy being named the NFL Offensive Rookie of the Year by AP, as well as being selected to the Pro Bowl. Lacy was one of three Green Bay running backs (Johnathan Franklin, Starks) to post at least one 100-yard rushing game in 2013, which tied a single-season franchise record.

In 2012, Sitton and Saturday were both selected to the Pro Bowl, the first time since 2003 that the team had two offensive linemen honored. Sitton became the first Green Bay guard to be chosen since Rivera in 2004. Campen's line helped the Packers rank No. 5 in the NFL in scoring (27.1), tie for No. 2 in fewest giveaways (16) and protect Rodgers as he led the league in passer rating (108.0) and TD/INT ratio (4.88) and ranked No. 2 in TD passes (39). With injuries at running back, the Packers had seven different players rush for at least 125 yards on the season, which was tied for the most (1944) in franchise history.

In 2011, the line helped the offense set franchise records for points (560), total net yards (6,482) and total net passing yards (4,924). Rodgers was named league MVP after setting an NFL single-season record for passer rating (122.5) and team marks for TD passes (45), passing yards (4,643) and completion percentage (68.3). Wells earned Pro Bowl recognition for the first time in his career as he became the first Green Bay center to be honored since Mike Flanagan in 2003, while Sitton was named a Pro Bowl alternate for the second straight season.

In 2010, Bulaga was selected to the All-Rookie team by *Pro Football Weekly*/PFWA after he started the final 12 regular-season games and all four postseason contests at RT in place of veteran Mark Tauscher, who sustained a season-ending shoulder injury in Week 4. Clifton earned Pro Bowl recognition for the second time in his career, while Sitton was named the 2010 Offensive Lineman of the Year by the NFL Alumni Association.

In 2009, Sitton started every game at RG in just his second season in the league, while Lang played three different positions and started games at both tackle spots when needed. Even though injuries contributed to the Packers utilizing six different starting combinations along the line, RB Ryan Grant posted career highs in rushing yards (1,253) and touchdowns (11), and Rodgers was sacked just 10 times over the final seven games.

In the first two years at his current post, Campen helped with the development of three linemen – Daryn Colledge, Jason Spitz and Tony Moll – who started a combined 103 games from 2006-08. In 2007, the unit allowed only 19 sacks all season, which was tied for No. 3 in the NFL, and Clifton earned his first Pro Bowl appearance.

Campen (KAMP-en) made the transition from assistant offensive line coach smoothly, having worked extensively with Colledge, Spitz and Moll when all three draft choices were rookies in 2006. Alongside Joe Philbin, Campen helped teach the zone-blocking scheme to the youngsters and the veterans.

In 2005, Campen made his mark tutoring young linemen as Wells, then in just his second year, filled in at center for an injured Flanagan on several occasions and for eight games at guard after coaches altered the lineup. He also helped Clifton be named an alternate for the Pro Bowl, while seventh-round draft pick William Whitticker started 14 games at guard and became the team's lowest-drafted rookie to start the season opener since 1972.

In 2004, Campen assisted with a line that set a team record for fewest sacks allowed (14) and blocked for a 1,000-yard rusher for a franchise-record sixth consecutive season. Rivera became the first Green Bay offensive lineman in 33 years to make three straight Pro Bowl appearances.

Formerly a player with the Packers, Campen was a Plan B free agency addition from the New Orleans Saints in 1989. He played in 15 games for Green Bay that season, then took over as the starter at center in 1990, starting all 16 games and grading out as the most consistent member of the offensive line. Campen went on to play in 13 games in both 1991 and '92.

Green Bay's starting center on Sept. 27, 1992, vs. Pittsburgh, Campen literally launched Favre's 285-game starting streak, an NFL record among QBs. Campen's playing career came to an end in 1993 when he suffered a torn hamstring in Week 4 at Dallas and later underwent season-ending surgery. He played in 61 games overall with the Packers, making 42 starts from 1990-92.

Campen broke into the NFL by talking his way into a free-agent contract with the Saints in 1986 after going undrafted. Waived during training camp, he made the New Orleans roster in 1987 on his second try and started three games for the Saints.

A two-year starter at Tulane (1984-85), Campen received the school's Dr. Eamon Kelley Award as a senior, honoring the top student-athlete in the class who bettered the campus and community. He was the first football player to serve as a resident advisor in the dormitory. Campen earlier had begun his collegiate career at Sacramento (Calif.) City Junior College (1982-83).

Campen began his coaching career as defensive coordinator at his prep alma mater, Ponderosa High School in Shingle Springs, Calif. After four seasons, he was named head coach and went 29-20-1 over the next five years competing in the Sierra Valley Conference, one of the most competitive high school leagues in the state. As a Ponderosa student-athlete, he earned two letters in football and three in wrestling.

Possessor of a B.A. in social science with an emphasis in criminal justice, Campen served as a reserve deputy sheriff in New Orleans and volunteered with the Green Bay Police Department in a similar capacity while playing for the Packers.

Campen was born June 11, 1964, in Sacramento, Calif. He and his family make their home in Suamico, Wis.

## LONGEST OPPONENT WINNING STREAKS BROKEN BY PACKERS

On Jan. 1, 2006, Green Bay ended Seattle's 11-game winning streak. Previously, the longest streak Green Bay had ever halted was a 10-game run by the Lions, at Detroit on Nov. 25, 1934, a 3-0 final. Prior to that Seattle contest, the longest streak snapped at Lambeau Field was Denver's nine-game run in 1996.



# Frank CIGNETTI Jr.

Quarterbacks

11th NFL Season | First Packers Season

Entering his 11th season in the NFL, Frank Cignetti Jr. begins his first year with the Packers in 2018 as the club's

quarterbacks coach.

Named to his position on Jan. 24, 2018, by Head Coach Mike McCarthy, Cignetti comes to Green Bay after spending the past two seasons in the same role with the N.Y. Giants. Prior to his time there, he was with the St. Louis Rams for four seasons (2012-15), serving as the quarterbacks coach for the first three years and then as offensive coordinator for his final season. Cignetti also has NFL experience with the San Francisco 49ers (2007), New Orleans Saints (2000-01) and Kansas City Chiefs (1999), along with 19 years of experience coaching at the college level.

During his two seasons with the Giants, Cignetti tutored QB Eli Manning, helping him register the second-highest completion percentage of his career (63.0) in 2016. Manning completed 377 of 598 passes for 4,017 yards, 26 TDs and 16 INTs for an 86.0 passer rating that season as the Giants finished with an 11-5 record, a six-game improvement from 2015. He was one of only six QBs in the league in '16 to register 4,000-plus passing yards, 25-plus passing TDs and a completion percentage of 63.0 or greater.

Prior to joining the Giants, Cignetti spent the previous four seasons (2012-15) with the St. Louis Rams, working with the quarterbacks for his first three seasons before serving as the team's offensive coordinator in his final season. In 2015, Cignetti helped the Rams rank No. 7 in the NFL in rushing (122.3 ypg), No. 6 in yards per carry (4.56) and tied for No. 6 in rushing TDs (16). Rookie RB Todd Gurley ranked No. 3 in the league with 1,106 rushing yards and was tied for No. 2 with 10 rushing TDs. Cignetti guided the offense to a No. 1 ranking in the league in sacks allowed with 18, the fewest ever given up by the Rams in a 16-game season.

In 2014 as quarterbacks coach, Cignetti integrated QBs Austin Davis (eight starts) and Shaun Hill (eight starts) into starting roles after QB Sam Bradford sustained a season-ending knee injury in a preseason game. Davis and Hill combined for 3,658 passing yards and 20 TDs with a 63.4 completion percentage, helping the Rams post the seventh-highest single-season percentage (63.5) in franchise history.

In 2013, Bradford was enjoying the best season of his career to that point before a knee injury ended it after just seven games. He was tied for No. 5 in the league with 14 TD passes and ranked No. 9 in completions (159), with a 90.9 passer rating that was his highest through seven games to that point in his career. Under Cignetti's direction, QB Kellen Clemens started the final nine games of the season and set career highs in passing yards, TD passes and completions.

In Cignetti's first season as quarterbacks coach with the Rams, Bradford threw a career-best 21 TD passes and posted 3,702 passing yards, a career high at that point.

Cignetti spent the 2011 season as the offensive coordinator at Rutgers, helping the Scarlet Knights rank No. 4 in the Big East in scoring (26.4 ppg) and No. 3 in passing offense (241.2 ypg) as they finished with a 9-4 record. WR Mohamed Sanu set a Big East single-season reception record and ranked No. 4 in the country with 115 catches for 1,206 yards (10.5 avg.) and seven TDs.

From 2009-10, Cignetti served as the offensive coordinator and quarterbacks coach for the University of Pittsburgh. In his first season as the Panthers' play caller, the team



## AT A GLANCE ...

- Joined the Packers on Jan. 24, 2018.
- Served as the quarterbacks coach for the N.Y. Giants the past two seasons (2016-17), helping QB Eli Manning register the second-highest completion percentage of his career (63.0) in 2016.
- Spent the previous four seasons with the St. Louis Rams (2012-15), coaching QBs for the first three seasons and then serving as offensive coordinator in 2015. Helped the Rams rank No. 7 in the league in rushing (122.3 ypg) and No. 1 in sacks allowed (18) in '15, the fewest sacks ever given up by the Rams in a 16-game season.
- As offensive coordinator at the University of Pittsburgh in 2009, helped the Panthers register their highest point total in a season (417) since 1977 as RB Dion Lewis rushed for 1,799 yards, the second-best single-season total in school history.
- First served as a position coach in the NFL in 2000-01 as QBs coach for the Saints, where he helped QB Aaron Brooks finish tied for No. 5 in the NFL with 26 TD passes in 2001.
- From 1990-98, was on his father's staff at Indiana University of Pennsylvania, his alma mater, where he helped IUP advance to the NCAA Division II national title game two times.

## COACHING BACKGROUND

Years	College/Pro Team	Position Coached
1989	Univ. of Pittsburgh	Graduate Assistant
1990-92	Indiana University of Pa.	Wide Receivers
1993-94	Indiana University of Pa.	Secondary
1995-96	Indiana University of Pa.	Quarterbacks
1997-98	Indiana University of Pa.	Offensive Coordinator/Quarterbacks
1999	Kansas City Chiefs	Quality Control
2000-01	New Orleans Saints	Quarterbacks
2002-05	Fresno State University	Offensive Coordinator/Quarterbacks
2006	Univ. of North Carolina	Offensive Coordinator/Quarterbacks
2007	San Francisco 49ers	Quarterbacks
2008	Univ. of California	Offensive Coordinator/Quarterbacks
2009-10	Univ. of Pittsburgh	Offensive Coordinator/Quarterbacks
2011	Rutgers University	Offensive Coordinator/Quarterbacks
2012-14	St. Louis Rams	Quarterbacks
2015	St. Louis Rams	Offensive Coordinator
2016-17	New York Giants	Quarterbacks
2018	Green Bay Packers	Quarterbacks

scored 417 points, the highest point total by Pitt in a season since 1977 (428). RB Dion Lewis ranked No. 3 in the country with 1,799 rushing yards, the second most in a season in school history behind only RB Tony Dorsett's 2,150 yards in 1976, while WR Jon Baldwin registered 1,111 receiving yards, the sixth-best single-season total in school annals. In addition, QB Bill Stull threw for 2,633 yards and 21 TDs with just eight INTs as the Panthers finished with a 10-3 record.

In 2008, Cignetti was the offensive coordinator and quarterbacks coach at the University of California, where he helped the Bears average 32.6 points per game and finish 9-4, including a victory over Miami (Fla.) in the Emerald Bowl. RB Jahvid Best rushed for 1,580 yards and 15 TDs on just 194 carries, an 8.1 average that ranked No. 2 in the nation, while RB Shane Vereen added 715 yards and four TDs on 142 carries (5.0 avg.).

Cignetti served as quarterbacks coach for the San Francisco 49ers in 2007. Prior to joining the 49ers, he was the offensive coordinator at the University of North Carolina (2006) and Fresno State University (2002-05). In 2004, he helped Fresno State average 52.8 points over its final six contests and become just the sixth team in NCAA history at that point to score 50-plus points in four consecutive

games. The Bulldogs twice finished in the top 10 in the country in scoring during Cignetti's tenure, averaging 40.2 points per game in 2004 (No. 5) and 37.8 in 2005 (No. 6). The 40.2-point average in '04 was the best mark by Fresno State since 1991 (42.8 ppg).

From 2000-01, Cignetti coached the QBs for the New Orleans Saints. In his first season, Cignetti tutored veteran QB Jeff Blake, who posted the best passer rating of his career (82.7), and second-year QB Aaron Brooks, who was seeing his first career action. Brooks started the final five regular-season games in 2000, posting an 85.7 passer rating in those contests, along with a Wild Card victory over the Rams that saw him throw for 266 yards and four TDs for a 111.5 passer rating. In 2001, Brooks threw 26 TD passes, which was tied for No. 5 in the league.

Cignetti entered the NFL coaching ranks in 1999 as a quality control assistant with the Kansas City Chiefs.

From 1990-98, Cignetti was on his father's staff at Indiana University of Pennsylvania, his alma mater. He coached wide receivers (1990-92), secondary (1993-94) and quarterbacks (1995-96) before serving as offensive coordinator/quarterbacks for his final two seasons. During his tenure, IUP advanced to the NCAA Division II national title game two times and earned a berth in the semifinals four times.

Cignetti began his coaching career as a graduate assistant under head coach Mike Gottfried at the University of Pittsburgh in 1989.

At IUP, Cignetti was an all-conference safety before earning his bachelor's degree in 1988. His father, Frank Sr., was a Pitt assistant from 1966-68 and later the head coach at West Virginia (1976-79) and IUP (1986-2005). Frank Sr., who is the winningest coach in IUP history with 182 victories, was elected to the College Football Hall of Fame in 2013. Cignetti's older brother, Curt, is currently the head coach at Elon University and was named Coach of the Year in the Colonial Athletic Association in 2017.

Born Oct. 4, 1965, in Pittsburgh, Pa., Cignetti attended Indiana Area High School in Indiana, Pa. He and his wife, Ellen, have a son, Frankie, and three daughters, Alyssa, Gabrielle and Ella.

**LOGO HISTORY**

**1950-53:** In their first season after Curly Lambeau's 31-year reign, the "New Packers" introduced a logo that was also present on 1950 stock certificates. It changed colors over the four years, as the team experimented with several uniform combinations.



**1993:** Commemorative logo, worn on jerseys during '93 season, signifying the team's 75th professional season since its birth in 1919. Wearing logo, team earned first playoff berth in 11 years, kicking off string of six straight postseason trips.



**1954-61:** Looking for a fresh look with new coach Lisle Blackbourn, the team unveiled new uniforms and a new mark. The logo located both Green Bay and Milwaukee on a Wisconsin silhouette. The passer wore No. 41.



**2003:** Patch team wore for first two home games of '03 to commemorate rededication of Lambeau Field, following three-year, \$295 million renovation.

**1959-74:** Sideline logo, worn on hats, shirts and jackets by coaches, equipment managers and trainers at both games and practice. Coincided with Vince Lombardi's first season, then retained by Phil Bengtson and Dan Devine.



**2006:** Commemorative mark recognizing the 10th anniversary of the team's Super Bowl XXXI triumph over the New England Patriots.



**1961-69:** The primary logo during the Lombardi era, used on official Packers stationery and publications. The team won five world championships under the mark. Before the '69 season, after Lombardi's departure to Washington, team letterhead shifted to a helmet logo. The mark still saw use into the '70s, though.

**1961-present:** First and only helmet logo in team history was first applied to Packers headgear in 1961, Lombardi's third season as coach. After introducing the G, the team immediately won two world titles (1961-62), and five over the mark's first seven years. Borrowed by scores of high schools and colleges.



**2007:** Emblem celebrating the 50th anniversary of venerable Lambeau Field, worn on home jerseys and painted in the end zones on the world-famous stadium grass.





# Ryan DOWNARD

Defensive Quality Control

First Season as NFL Coach | First Packers Season


Hired January 24, 2018, Ryan Downard begins his first season as the Packers' defensive quality control coach. He spent the previous two seasons at Bowling Green State University, where he served as the team's safeties coach in 2017 after working his first season as director of football operations.

In his current role in Green Bay, Downard will work closely with defensive coordinator Mike Pettine with a focus on coaching the secondary in addition to breaking down opponent game film and analyzing their offensive tendencies, developing the playbook, compiling team and player reports and coordinating the opponent scout team.

As safeties coach at Bowling Green, Downard was instrumental in the development of S Marcus Milton. In his first year after transitioning from cornerback, Milton tied for the Falcons' team lead with three interceptions and finished fourth with 60 tackles in 2017. Downard also oversaw the development of Fred Garth, a junior-college transfer who led the team with 95 total tackles. Garth's 95 tackles ranked No. 8 in the Mid-American Conference in 2017 and No. 1 among full-time defensive backs.

In 2016 at Bowling Green as director of football operations, Downard was responsible for the departmental budget, personnel and staffing, academics, team travel and summer camps.

Downard has spent two previous seasons with Pettine, working as a defensive coaching assistant for the Cleveland Browns while Pettine was the team's head coach. Downard assisted with Cleveland's defensive backs in 2015 and the defensive line in 2014. During the season, Downard was also responsible for game-week preparations, including game plan, film breakdown, practice cards, scouting reports and call sheets. Off the field, his role also saw him conduct rookie meetings during his tenure with the Browns.



## AT A GLANCE ...

- Named to his current position on Jan. 24, 2018.
- Coached safeties at Bowling Green in 2017, tutoring two players who finished in the top four in tackles for the Falcons.
- Played defensive back at Eastern Michigan (2007-10), where he ranked No. 2 in the country among freshmen with six interceptions in 2007.

## COACHING BACKGROUND

Years	College/Pro Team	Position Coached
2013	Toledo	Graduate Assistant
2013	Texas Tech	Graduate Assistant
2014-15	Cleveland Browns	Defensive Coaching Assistant
2016	Bowling Green State	Director of Football Operations
2017	Bowling Green State	Safeties
2018	Green Bay Packers	Defensive Quality Control

Prior to his time with Pettine in Cleveland, Downard was a graduate assistant at Texas Tech and Toledo. At Texas Tech, Downard assisted current Chiefs outside linebackers coach Mike Smith while Smith was the Red Raiders' defensive coordinator.

Downard played collegiately at Eastern Michigan, where his six interceptions in 2007 ranked No. 2 in the country among freshman and No. 12 in the nation. Downard's freshman campaign saw him earn Freshman All-America honorable mention from Scout.com. As a team captain his senior year, Downard finished No. 3 on the Eagles with 60 total tackles.

A native of Lima, Ohio, Downard and his wife, Julie, live in Hobart with their two sons, Jaxon and Camden.

## PRESIDENT KENNEDY ASSISTS PACKERS TO 1961 CHAMPIONSHIP

Vince Lombardi won nine straight postseason games, a streak that began in 1961 during the Berlin Crisis when Paul Hornung, Ray Nitschke and Boyd Dowler were called up to active military duty.

Hornung was ordered to report to Fort Riley, Kan.; Nitschke and Dowler to Fort Lewis, Wash.

All three reported by mid-November and were at the mercy of their base commanders as far as getting weekend passes to play football. In the end, Dowler played all 14 games that season; and Nitschke and Hornung each played 12.

In fact, Hornung played enough to be named the NFL's Most Valuable Player.

But with the league's championship game scheduled for Dec. 31, Lombardi was fretting over how much practice time the three would get.

That proved to be no problem for Dowler and Nitschke. They were given 14-day leaves and arrived back in Green Bay Dec. 22. But Hornung was awarded just a six-day leave that wasn't going to start until Dec. 27, leaving him scant time to practice.

Based on secondhand accounts, the story goes that Lombardi decided to pull some strings. He had President John F.

Kennedy's private phone number at the White House and called him. Kennedy, in turn, called Fort Riley with clear instructions that Hornung be given an earlier release.

Orders were followed and Hornung arrived in Green Bay not only in time for a week of practice, but to escort a date to Green Bay's Charity Ball on Dec. 23.

The Packers ended up beating the Giants, 37-0, and Hornung was named the game's MVP.

The Berlin Crisis was a Cold War confrontation between the United States and the Soviet Union over the occupation of the German capital. At its height in late 1961, there was fear that it could trigger a nuclear war.



# Maurice DRAYTON

Assistant Special Teams

Third NFL Season | First Packers Season



## AT A GLANCE ...

- Named to his current position on Jan. 24, 2018.
- Has 14 years of collegiate coaching experience, spending nine years at The Citadel.
- Helped Colts P Rigoberto Sanchez earn a spot on the PFWA All-Rookie team in 2017.
- Coached Indianapolis K Adam Vinatieri during the 19th and 20th 100-point seasons of his career.

### COACHING BACKGROUND

Years	College/Pro Team	Position Coached
1999	The Citadel	Graduate Assistant/Secondary
2000	The Citadel	Tight Ends/Offensive Tackles
2000-02	Charleston Swamp Foxes (Arena 2)	Assistant Coach
2001	The Citadel	Wide Receivers
2002	The Citadel	Outside Linebackers
2003-05	The Citadel	Secondary/Special Teams
2006	Seinajoki (Finland) Crocodiles	Defensive Coordinator
2008-09	South Carolina State	Special Teams/Defensive Backs
2010-11	Coastal Carolina	Asst. Head Coach/ Special Teams/Wide Receivers
2012	Southern Mississippi	Secondary
2013	Montreal Alouettes	Guest Coach (Defense/Special Teams)
2014-15	The Citadel	Asst. Head Coach/Defensive Coordinator/CBs
2016-17	Indianapolis Colts	Assistant Special Teams
2018	Green Bay Packers	Assistant Special Teams

Maurice Drayton begins his first season as the Packers' assistant special teams coach in 2018, having been named to the position on Jan. 24, 2018, after spending the previous two seasons in the same role with the Indianapolis Colts.

Drayton was part of an Indianapolis special teams staff in 2017 that helped rookie P Rigoberto Sanchez finish No. 4 in the NFL in net punting average (42.6) and earn a spot on the Pro Football Writers Association All-Rookie team. In two seasons with the assistance of Drayton, Indianapolis K Adam Vinatieri registered his 19th and 20th 100-point seasons, extending his NFL record. Vinatieri was tied for sixth in the AFC with 29 field goals in 2017.

Drayton's 2016 season in Indianapolis saw him assist P Pat McAfee in earning his second career Pro Bowl selection after he led the league in punting average (49.3), setting a team single-season record. The Colts also ranked fourth in the NFL in kickoff return average (25.1) in Drayton's first season.

Drayton brings 14 years of collegiate coaching experience to Green Bay, including nine total seasons at his alma mater, The Citadel. In 2014-15, Drayton was the assistant head coach/defensive coordinator/cornerbacks coach at The Citadel, where in 2015 he helped the defense set numerous records, as the Bulldogs won a share of the Southern Conference championship. The team won six of its conference games that season, tying a single-season program record, and the Bulldogs' nine total wins were the second highest in school history. They ranked second in the conference in scoring defense, total defense, rushing defense and sacks in 2015. The program also led the Southern Conference with 31 takeaways, 11 fumble recoveries, 10 passing touchdowns allowed and a 36.5 opponent third-down conversion percentage.

Also in 2015, The Citadel's defense registered 515 interception return yards and five interceptions returned for touchdowns, the most in the FCS. The program's 20 total interceptions ranked third overall in the FCS. Drayton's defense saw DL Mitchell Jeter honored as the Southern Conference's Defensive Player of the Year, and Jeter and CB Dee Delaney were named All-Americans.

In Drayton's first year as defensive coordinator, Bulldogs DL Justin Oxendine finished with 7½ sacks, the most at The Citadel since 2000.

In 2013, Drayton was a guest coach (defense/special teams) with the Canadian Football League's Montreal Alouettes, and he spent the 2012 season as secondary coach at Southern Mississippi. Under the tutelage of Drayton at Southern Mississippi, DB Kalan Reed played in all 12 games as a true freshman with three starts and finished the year with 21 tackles (13 solo), two passes defended and a 19-yard interception returned for a touchdown. Reed is entering his third season with the Tennessee Titans in 2018.

In 2010-11, Drayton coached at Coastal Carolina, serving as assistant head coach/special teams/wide receivers. In his first season at the school, Drayton helped the program win its first Big South Conference championship since 2006. Additionally, WR Niccolo Mastromatteo earned second-team All-Big South honors as a punt returner under Drayton's tutelage in both 2010 and 2011. As wide receivers coach, Drayton coached current Cleveland Browns WR Matt Hazel, who earned second-team All-Big South honors in 2011.

Prior to his time with the Chanticleers, Drayton was the special teams/defensive backs coach at South Carolina State (2008-09). In those two seasons, the Bulldogs won two Mid-Eastern Athletic Conference championships and made two NCAA playoff appearances. In 2009, South Carolina State ranked seventh in pass defense and fifth in total defense in the NCAA. While at South Carolina State, Drayton coached S Rafael Bush, currently with the Buffalo Bills, and CB Phillip Adams, who spent six seasons in the NFL (2010-15). Drayton's first year with the Bulldogs in 2008 saw his defensive backfield help the team lead the conference with 19 interceptions.

Drayton spent the 2007 season as an assistant coach at Goose Creek (S.C.) High School after serving as the defensive coordinator of the Seinajoki (Finland) Crocodiles of the European Football League in 2006.

Drayton got into coaching immediately following his playing career at The Citadel, serving as a graduate assistant/secondary coach at his alma mater in 1999, followed by one season as tight ends/offensive tackles coach. While spending three years (2000-02) as an assistant coach with the Charleston Swamp Foxes (Arena 2), Drayton continued to coach at The Citadel, serving as wide receivers coach (2001), outside linebackers coach (2002) and secondary/special teams coach (2003-05).

As a collegiate cornerback, Drayton tallied 145 tackles, 17 passes defended and three interceptions in his career for the Bulldogs. He earned a bachelor's degree in physical education and a master's degree in secondary administration from The Citadel.

A native of Moncks Corner, S.C., Drayton and his wife live in Green Bay with their two children.



# Patrick GRAHAM

Defense – Run Game Coordinator/Inside Linebackers

10th NFL Season | First Packers Season

Entering his 10th season in the NFL, Patrick Graham begins his first year with the Packers in 2018 as the club's defense – run game coordinator/inside linebackers.

Named to his position on Jan. 24, 2018, by Head Coach Mike McCarthy, Graham comes to Green Bay after spending the past two seasons with the N.Y. Giants as the defensive line coach. He spent his first seven seasons in the NFL with the New England Patriots (2009-15) in a variety of roles on the defensive side of the ball.

In 2017, Graham worked with DE Jason Pierre-Paul, who started all 16 games for the first time since 2014 and led the team with 8½ sacks, his best total since '14. DT Damon Harrison ranked No. 2 on the team with 76 tackles (51 solo), including seven tackles for a loss (tied for No. 2 on the team), while DE Oliver Vernon registered 13 QB hits, which was tied with Pierre-Paul for the team lead.

In his first season with the Giants in 2016, Graham's linemen helped New York become the league's most improved defensive unit as the team allowed 158 fewer points and 1,290 fewer yards than it did in 2015. The Giants ranked No. 2 in the league in points allowed (17.8 ppg), the best mark posted by the team since 2002 (17.4 ppg), and tied for No. 3 in the league in rushing yards allowed (88.6 ppg). Graham's linemen accounted for 23 of the team's 35 sacks on the season.

Harrison started all 16 games in his first season with the Giants and posted a career-high 86 tackles (55 solo) and a career-best 2½ sacks on his way to earning first-team All-Pro honors from *The Associated Press* in 2016. Vernon started every game and registered a team-high 8½ sacks, the second-highest total of his career, while Pierre-Paul started the first 12 games and recorded seven sacks (No. 2 on the team) before his season was cut short due to injury.

Before joining the Giants, Graham spent seven seasons with the Patriots, including three as the team's linebackers coach and two as the defensive line coach. In his five seasons as a position coach in New England (2011-15), he was part of a staff that helped the defense rank No. 1 in the NFL over that span in takeaways (150) and tied for No. 4 in sacks (214).

Graham's second stint tutoring the linebackers came in 2014-15. In 2015, his linebackers were a key component of a defense that ranked No. 9 in the NFL in total yards allowed (339.4 ppg) and rushing yards allowed (98.8 ppg) and No. 10 in points allowed (19.7 ppg). LB Jamie Collins led the team with 90 tackles (68 solo) and set career highs with 5½ sacks and five forced fumbles (tied the team record) on his way to earning Pro Bowl honors for the first time in his career and second-team AP All-Pro recognition.

In 2014, the Patriots lost LB Jerod Mayo for the season due to injury after just six games, and Graham helped Dont'a Hightower (career-high six sacks) and Collins (career-best 109 tackles) have breakout seasons that played a role in the Patriots winning Super Bowl XLIX. Graham's linebackers helped the Patriots rank No. 8 in the league in points allowed (19.6 ppg) and No. 9 in rushing yards allowed (104.3 ppg).

Graham spent the previous two seasons working with New England's defensive line, including the 2013 campaign that saw the Patriots lose NT Vince Wilfork to a torn Achilles tendon in Week 4. Despite the loss of Wilfork, Graham's line helped the defense finish No. 5 in the league in sacks (48) and No. 10 in points allowed (21.1 ppg.). DEs Chan-



## AT A GLANCE ...

- Joined the Packers on Jan. 24, 2018.
- Came to Green Bay after coaching the defensive line for the N.Y. Giants in 2016-17, where he helped the Giants rank No. 2 in the NFL in points allowed (17.8 ppg) and tied for No. 3 in rushing yards allowed (88.6 ppg) in 2016.
- Tutored DT Damon Harrison with the Giants, helping him earn first-team All-Pro honors from *The Associated Press* in 2016 after he registered a career-high 86 tackles (55 solo) and a career-best 2½ sacks.
- Spent seven seasons with the New England Patriots (2009-15), including three as the team's linebackers coach (2011, 2014-15) and two as the defensive line coach (2012-13). In his five seasons as a position coach, was part of a staff that helped the defense rank No. 1 in the NFL over that span in takeaways (150) and tied for No. 4 in sacks (214).
- In 2015, tutored LB Jamie Collins, who led the team with 90 tackles (68 solo) and set career highs with 5½ sacks and five forced fumbles (tied the team record) on his way to earning his first career Pro Bowl selection and second-team All-Pro honors from AP.
- Also worked with NT Vince Wilfork in New England, who earned first-team All-Pro recognition from AP and was selected to his fifth career Pro Bowl in 2012 after recording 59 tackles (41 solo), three sacks, six passes defended, two forced fumbles and a career-high four fumble recoveries.
- Prior to entering the NFL ranks, coached on the collegiate level for seven seasons (Wagner, 2002-03; Richmond, 2004-06; Notre Dame, 2007-08).

## COACHING BACKGROUND

Years	College/Pro Team	Position Coached
2002-03	Wagner College	Graduate Assistant
2004	Univ. of Richmond	Defensive Line
2005-06	Univ. of Richmond	Tight Ends
2007-08	Univ. of Notre Dame	Graduate Assistant
2009	New England Patriots	Coaching Assistant
2010	New England Patriots	Defensive Assistant
2011	New England Patriots	Linebackers
2012-13	New England Patriots	Defensive Line
2014-15	New England Patriots	Linebackers
2016-17	New York Giants	Defensive Line
2018	Green Bay Packers	Defense – Run Game Coordinator/ Inside Linebackers

dler Jones and Rob Ninkovich both registered standout seasons, with Jones recording a team-high 11½ sacks and Ninkovich matching his career high with eight sacks.

In 2012, Graham tutored Wilfork as he earned first-team AP All-Pro honors and was selected to his fifth career Pro Bowl after recording 59 tackles (41 solo), three sacks, six passes defended, two forced fumbles and a career-high four fumble recoveries. Ninkovich moved from linebacker to defensive end and registered a career-high eight sacks and four strip-sacks, tied for the second most in a season in team history at that point. Graham's linemen helped the Patriots rank No. 2 in the league with 41 takeaways, the most registered by the team since 2003 (41), and No. 9 in rushing yards allowed (101.9 ppg).

Graham's first season coaching a position in the NFL was in 2011 with the Patriots when he tutored the linebackers. Mayo led the team with 103 tackles (67 solo) that season despite missing two games due to injury as he became the first New England player to eclipse the 100-tackle mark in each of his first four seasons. He added his first two career interceptions along with four passes defended and a fumble recovery. Ninkovich started all 16 games and registered 62 tackles (46 solo), 6½ sacks, two interceptions and a team-



high three fumble recoveries. Mayo and Ninkovich were one of only three LB duos in the NFL to both register two-plus INTs in 2011.

Graham joined the Patriots as a coaching assistant in 2009 and then worked as a defensive assistant for the team in 2010. He was part of a staff that helped New England rank No. 2 in the league in takeaways (38) and No. 8 in points allowed (19.6 ppg) in 2010.

Graham came to New England after two seasons as a graduate assistant at Notre Dame (2007-08), where he worked with the defense. He spent the previous three seasons (2004-06) at Richmond, serving as the assistant defensive line coach in 2004 and the tight ends coach in 2005-06. Graham spent two seasons (2002-03) as a graduate assistant at Wagner College while he pursued an MBA with a concentration in finance. He coached the junior-varsity team to an undefeated season and also served as strength and conditioning coach and academic coordinator during his time at Wagner.

Graham played on the defensive line at Yale and was a member of the team that shared the Ivy League title with Brown in 1999. He earned a bachelor's degree in sociology in 2001 with a concentration in economics and African-American studies.

Born Jan. 24, 1979, in Des Plaines, Ill., Graham was a three-year letterman on the defensive line at Crosby High School in Waterbury, Conn. He and his wife, Pamela, have two children, Morgan and Silas.

**ALL-TIME DEFENSIVE TOUCHDOWNS, 1950-2017**

10/01/50	ChiB	R.Steiner	94 int	11/08/81+	NYG	E.Hood	41 int	09/24/06	at Det	M.Manuel	29 int
		W.Dryer	34 int	01/16/83*	at DalC	M.Lee	22 int	10/22/06	at Mia	C.Woodson	23 int
10/14/51	Phi	B.Summerhays	88 int	10/02/83	TB	J.Anderson	27 int	11/27/06	at Sea	A.Hodge	29 fum
11/02/52+	Phi	J.Martinkovic	17 fum			M.Douglass	35 fum	12/31/06	at ChiB	N.Collins	55 int
11/23/52	DalT	A.Loomis	45 int	10/17/83	Was	M.Douglass	22 fum			P.Dendy	30 int
10/18/53	BalC	V.Walker	54 int	09/23/84	at DalC	R.Brown	5 int	10/14/07	Was	C.Woodson	57 fum
11/08/53	at ChiB	B.Dillon	49 int	11/18/84+	LARm	T.Lewis	99 int	11/04/07	at KC	C.Woodson	46 int
12/12/53	at LARm	C.Elliott	17 fum	10/13/85+	Min	T.Lewis	6 fum	09/14/08	at Det	C.Woodson	41 int
10/30/54	at Phi	B.Dillon	42 int	11/10/85	at Min	M.Murphy	50 int			N.Collins	42 int
10/14/56+	BalC	B.Dillon	42 int	12/15/85	at Det	M.Douglass	80 int	09/28/08	at TB	C.Woodson	62 int
11/17/57+	LARm	B.Dillon	55 int	12/20/86	at NYG	K.Stills	58 int	10/19/08	Ind	N.Collins	62 int
09/28/58	ChiB	B.Dillon	37 int	10/28/90+	Min	S.Patterson	9 int			A.Rouse	99 int
11/13/60	DalC	R.Nitschke	43 int	10/27/91	at TB	B.Noble	1 fum	11/09/08	at Min	N.Collins	59 int
10/22/61	at Min	D.Currie	21 int	12/06/92+	Det	T.Bennett	18 fum	11/16/08	ChiB	J.Hunter	54 fum
11/05/61	at BalC	J.Whittenton	41 int	12/20/92	LARm	T.Buckley	33 int	09/20/09	Cin	C.Woodson	37 int
09/30/62	ChiB	H.Adderley	50 int	12/26/93	LARd	L.Butler	25 fum	10/05/09	at Det	C.Matthews	42 fum
11/22/62	at Det	W.Davis	0 fum	01/08/94*	at Det	G.Teague	101 int	11/26/09	at Min	C.Woodson	38 int
10/25/64+	LARm	W.Wood	42 int	11/06/94+	Det	B.Paup	10 int	10/03/10	at Ari	C.Woodson	45 int
11/29/64	at DalC	H.Jordan	60 fum	10/22/95	Min	S.Jones	0 fum	01/30/10	Det	C.Woodson	48 int
09/19/65	at Pit	H.Adderley	35 int	10/06/96*	at SF	C.Newsome	31 fum	10/24/10	Min	D.Bishop	32 int
09/26/65+	BalC	H.Adderley	44 int	09/15/96	SD	L.Butler	90 int	11/07/10	DalC	C.Matthews	62 int
10/03/65	ChiB	L.Caffey	42 int	09/22/96	at Min	G.Koonce	75 int	01/15/11*	at Atl	T.Williams	70 int
11/21/65	at Min	D.Hart	20 fum	11/24/96	at LARm	D.Evans	32 int	01/23/11*	at ChiB	B.Raji	18 int
12/19/65	at SF	H.Adderley	13 int	09/01/97	ChiB	G.Wilkins	1 fum	02/06/11*	Pit	N.Collins	37 int
09/10/66+	BalC	B.Jeter	46 int	10/05/97	TB	G.Wilkins	77 int	10/02/11	Den	C.Woodson	30 int
		L.Caffey	52 int	11/02/97	Det	D.Sharper	50 int	11/06/11	at SD	C.Peprah	40 int
10/16/66	at ChiB	W.Wood	20 int	11/23/97	DalC	D.Sharper	34 fum	11/06/11	at StL	T.Williams	43 int
10/23/66+	Atl	H.Adderley	68 int	12/20/97	Buf	D.Sharper	20 int	12/04/11	at NYG	C.Matthews	38 int
		D.Hart	40 int	09/06/98	Det	L.Butler	32 fum	12/11/11	Oak	E.Walden	5 fum
12/18/66	at LARm	B.Jeter	75 int	11/09/98	at Pit	K.McKenzie	88 fum	11/18/12	at Det	M.Jennings	72 int
10/08/67	at Det	R.Nitschke	20 int	12/27/98	at ChiB	K.McKenzie	33 int	12/09/12	Det	M.Daniels	43 fum
10/30/67	at StL	H.Adderley	12 int	09/26/99	Min	A.Edwards	26 int	01/12/13*	at SF	S.Shields	52 int
01/14/68*	Oak	H.Adderley	60 int	12/12/99	Car	K.McKenzie	18 fum	09/22/13	at Det	M.Jennings	24 fum
11/17/68+	NO	T.Brown	22 fum	12/03/00	at ChiB	T.Williams	38 int	11/28/13	Cin	M.Burnett	1 fum
10/26/69	Atl	H.Adderley	80 int	12/23/01	CleB	T.Williams	69 int	10/02/14	Min	J.Peppers	49 int
11/16/69+	Min	D.Hart	85 int	12/30/01	Min	M.McKenzie	38 int	11/09/14	ChiB	C.Hayward	82 int
10/25/70+	Phi	D.Hart	76 int	09/22/02	at Det	M.Anderson	78 int	11/16/14	Phi	J.Peppers	52 int
10/08/72	ChiB	C.Williams	21 fum	10/07/02	at ChiB	K.Gbaja-Biamila	72 int			C.Hayward	49 fum
11/05/72+	SF	K.Ellis	40 int	11/04/02	Mia	D.Sharper	89 int	10/11/15	StLR	Q.Rollins	45 int
11/18/73	at NE	K.Ellis	47 int	11/10/02	Det	M.Anderson	14 int	12/20/15	at Oak	D.Randall	43 int
12/02/73+	NO	J.Carter	42 int	09/14/03	Det	A.Harris	56 int	10/08/17	at DalC	D.Randall	21 int
		A.Matthews	58 int	12/07/03	ChiB	M.McKenzie	90 int	12/03/17	TB	D.Lowry	62 fum
11/24/74	SD	K.Ellis	38 int	01/04/04*	Sea	A.Harris	52 int				
10/12/75	at NO	M.McCoy	19 fum	10/17/04	at Det	D.Sharper	36 int				
09/12/76	SF	J.Gray	15 int	11/29/04	StLR	A.Carroll	40 fum				
11/07/76+	NO	F.Carr	10 int			M.Hawthorne	34 fum				
11/13/77+	LARm	W.Buchanan	29 int	12/19/04	Jax	D.Sharper	15 fum				
09/24/78	at SD	W.Buchanan	77 int	01/02/05	at ChiB	D.Sharper	43 int				
10/08/78	ChiB	S.Luke	63 int	10/09/05	NO	A.Harris	22 int				
11/11/79+	Min	M.Butler	70 fum			N.Barnett	95 int				

\* - Denotes playoff game

+ - Milwaukee



## Jim HOSTLER

Offense – Pass Game Coordinator

18th NFL Season | First Packers Season

Entering his 18th season in the NFL, Jim Hostler begins his first year with the Packers in 2018 as the club's offense – pass game

coordinator.

Named to his position on Jan. 24, 2018, by Head Coach Mike McCarthy, Hostler (HOSS-ler) comes to Green Bay after spending the past three seasons with the Indianapolis Colts, first as wide receivers coach (2015) and then as tight ends coach (2016-17). Hostler also served in a variety of roles on the offensive side of the ball for the Buffalo Bills (2014), Baltimore Ravens (2008-13), San Francisco 49ers (2005-07), N.Y. Jets (2003-04), New Orleans Saints (2001-02) and Kansas City Chiefs (2000).

During his time in Indianapolis, Hostler tutored TE Jack Doyle, who caught 139 passes for 1,274 yards (9.2 avg.) and nine TDs in 2016-17 after posting 35 receptions for 209 yards (6.0 avg.) and three TDs in his first three seasons in the league. His 139 receptions over the past two seasons were tied for No. 4 in the league among tight ends, and he checked in at No. 8 among TEs with 1,274 receiving yards. Doyle ranked No. 2 in the NFL among tight ends with 80 receptions in 2017, the second most by a tight end in a season in team history.


In 2015, Hostler coached the wide receivers for Indianapolis, helping guide WR T.Y. Hilton to his second career Pro Bowl selection as he became just the third player in team history to register three straight 1,000-yard receiving seasons. Hostler was also instrumental in the development of second-year WR Donte Moncrief, who registered a career-high 64 receptions for a career-best 733 yards (11.5 avg.) and a team-high six TDs.

Hostler spent the 2014 campaign with the Buffalo Bills, serving as a senior offensive assistant. During that season, WR Sammy Watkins set team single-season rookie records for receptions (65) and receiving yards (982), and the Bills had three different players (Watkins, RB Fred Jackson, WR Robert Woods) post at least 50 catches each for the first time in franchise history.

Prior to Buffalo, Hostler spent six seasons (2008-13) with the Baltimore Ravens as wide receivers coach, where he oversaw a receiving corps that played an integral role in the team's Super Bowl XLVII win. During the 2012 campaign, Baltimore's wideouts helped contribute to the team's 3,996 receiving yards, the second most in a season in franchise history to that point. WR Torrey Smith averaged 17.2 yards per catch from 2011-13, good for No. 5 in the NFL over that span, highlighted by a 2013 campaign that saw him post a career-best 65 receptions for a career-high 1,128 yards (17.4 avg.) and four TDs. Smith ranked No. 3 in the NFL in '13 in yards per catch among players with 50-plus receptions, and was tied for No. 7 in the league with 13 catches of 25-plus yards.

In addition to Smith, Hostler helped WR Anquan Boldin make an immediate impact on Baltimore's offense upon his arrival in a trade with the Arizona Cardinals. During his three seasons (2010-12) with the Ravens, Boldin registered 186 catches for a team-high 2,645 yards (14.2 avg.) and 14 TDs. Hostler also tutored WR Derrick Mason, who eclipsed the 1,000-yard receiving mark in both of Hostler's first two seasons with the club. Mason was one of only eight WRs in the league to post 70-plus receptions, 1,000-plus receiving yards and five-plus receiving TDs in both 2008 and 2009.

Hostler spent the 2005-07 seasons with the San Francisco 49ers, serving as quarterbacks coach for his first



### AT A GLANCE ...

- Joined the Packers on Jan. 24, 2018.
- Entering his 18th season coaching in the NFL, having served in a variety of roles on the offensive side of the ball for the Indianapolis Colts (2015-17), Buffalo Bills (2014), Baltimore Ravens (2008-13), San Francisco 49ers (2005-07), N.Y. Jets (2003-04), New Orleans Saints (2001-02) and Kansas City Chiefs (2000).
- As tight ends coach with the Colts, worked with TE Jack Doyle, who ranked No. 2 in the league among tight ends with 80 receptions in 2017, the second most by a TE in franchise history.
- Spent six seasons (2008-13) as wide receivers coach with the Baltimore Ravens, tutoring WR Torrey Smith as he ranked No. 5 in the NFL from 2011-13 with an average of 17.2 yards per catch over that span.
- Was with the San Francisco 49ers from 2005-07, serving as quarterbacks coach for his first two years and offensive coordinator for his final season.
- Before joining the NFL coaching ranks, spent 10 seasons coaching at the college level, including nine seasons (1990-92, 1994-99) in a variety of roles at his alma mater, Indiana University of Pennsylvania.

### COACHING BACKGROUND

Years	College/Pro Team	Position Coached
1990-92	Indiana University of Pa. ....	Running Backs
1993	Juniata College .....	Offensive Coordinator
1994-96	Indiana University of Pa. ....	Wide Receivers
1997-98	Indiana University of Pa. ....	Linebackers
1999	Indiana University of Pa. ....	Offensive Coordinator/Quarterbacks
2000	Kansas City Chiefs .....	Offensive Assistant/Quality Control
2001	New Orleans Saints .....	Offensive Assistant/Quality Control
2002	New Orleans Saints .....	Assistant Wide Receivers
2003	New York Jets .....	Quarterbacks
2004	New York Jets .....	Wide Receivers
2005-06	San Francisco 49ers .....	Quarterbacks
2007	San Francisco 49ers .....	Offensive Coordinator
2008-13	Baltimore Ravens .....	Wide Receivers
2014	Buffalo Bills .....	Senior Offensive Assistant
2015	Indianapolis Colts .....	Wide Receivers
2016-17	Indianapolis Colts .....	Tight Ends
2018	Green Bay Packers .....	Offense – Pass Game Coordinator

two years and offensive coordinator for his final season. In 2007, he helped RB Frank Gore become just the third player in team history to record 1,000-plus rushing yards and 400-plus receiving yards in back-to-back seasons. Hostler also played an important role in developing QB Alex Smith, the No. 1 overall pick in 2005. In 2006, Smith became the first QB in team history to take every snap from center during a season.

Prior to San Francisco, Hostler spent two seasons with the N.Y. Jets, coaching quarterbacks in 2003 and wide receivers in 2004. In 2004, WR Justin McCareins posted a career-high 56 receptions for 770 yards (13.8 avg.) and four TDs, while WR Santana Moss ranked No. 4 in the league with an average of 18.6 yards per catch on 45 receptions. As quarterbacks coach in '03, Hostler worked with Chad Pennington, who ranked No. 5 in the league with a 63.6 completion percentage.

Hostler spent the previous two seasons (2001-02) with the New Orleans Saints, serving as offensive assistant/quality control in his first season and as the assistant wide receivers coach in his second season. In 2002, Hostler helped tutor WR Donte Stallworth, who led all NFL rookies with a team-high eight TD receptions, the most TD catches by a rookie in franchise history at that point. Hostler also worked with veteran WR Joe Horn, who ranked No. 6 in the

league with 1,312 receiving yards on 88 catches (14.9 avg.) with seven TDs on his way to earning Pro Bowl recognition. The Saints were just one of four teams in the league to have two WRs with seven-plus TD catches each in '02.

Hostler began his NFL coaching career with the Kansas City Chiefs in 2000 as offensive assistant/quality control. He was part of an offensive staff that helped the Chiefs rank No. 5 in the league in passing offense (259.3 ypg) and No. 9 in scoring (22.2 ppg).

Before joining the NFL coaching ranks, Hostler spent 10 seasons coaching at the college level, including nine seasons (1990-92, 1994-99) in a variety of roles at Indiana University of Pennsylvania. He helped the school qualify for the NCAA Division II playoffs five times. In between stints at IUP, Hostler spent the 1993 season as offensive coordinator at Juniata College.

A four-year letterman and two-time Pennsylvania State Athletic Conference all-conference selection, Hostler was a standout cornerback at IUP from 1986-89. During his collegiate playing career, he helped the Indians capture two conference titles and make three trips to the PSAC Division II playoffs. He earned a bachelor's degree in criminology from IUP in 1989.

Born Nov. 11, 1966, in Pittsburgh, Pa., Hostler attended Bethel Park High School in Pittsburgh. He and his wife, Jen, have three sons, Clint, Grant and Cooper, and a daughter, Attie.

## WARMEST RECORDED HOME GAMES, PACKERS HISTORY (SINCE 1959)

### WARMEST RECORDED HOME GAMES, TEAM HISTORY

89	S	24	2017	Cincinnati Bengals (GB)	.....+W	27	24
85	S	10	1978	New Orleans Saints (Milw)	.....W	28	17
84	O	6	1963	Los Angeles Rams (GB)	.....W	42	10
83	S	12	1976	San Francisco 49ers (GB)	.....L	14	26
83	S	8	2002	Atlanta Falcons (GB)	.....+W	37	34
82	S	26	1999	Minnesota Vikings (GB)	.....W	23	20
81	S	6	1998	Detroit Lions (GB)	.....W	38	19
80	S	15	1968	Philadelphia Eagles (GB)	.....W	30	13
79	S	20	1970	Detroit Lions (GB)	.....L	0	40
79	S	9	1990	Los Angeles Rams (GB)	.....W	36	24
79	O	7	2007	Chicago Bears (GB)	.....L	20	27
78	S	17	1967	Detroit Lions (GB)	.....T	17	17
78	S	18	1983	Los Angeles Rams (Milw)	.....W	27	24
78	S	11	1994	Miami Dolphins (Milw)	.....L	14	24
78	S	17	2006	New Orleans Saints (GB)	.....L	27	34

+ — overtime

### WARMEST RECORDED ROAD GAMES, TEAM HISTORY


102	S	24	1978	@ San Diego Chargers	.....W	24	3
102	S	21	2003	@ Arizona Cardinals	.....L	13	20
90	S	19	1965	@ Pittsburgh Steelers	.....W	41	9
90	S	13	1992	@ Tampa Bay Buccaneers	.....L	3	31
90	S	11	2016	@ Jacksonville Jaguars	.....W	27	23
89	S	20	1981	@ Los Angeles Rams	.....L	23	35
88	O	14	1990	@ Tampa Bay Buccaneers	.....L	14	26
88	O	27	1991	@ Tampa Bay Buccaneers	.....W	27	0
87	S	23	1984	@ Dallas Cowboys	.....L	6	20
87	S	18	1988	@ Miami Dolphins	.....L	17	24
87	N	11	1990	@ Los Angeles Raiders	.....W	29	16
87	S	24	2000	@ Arizona Cardinals	.....W	29	3

### WARMEST OCTOBER HOME GAMES

84	O	6	1963	Los Angeles Rams (GB)	.....W	42	10
79	O	7	2007	Chicago Bears (GB)	.....L	20	27
75	O	25	1964	Los Angeles Rams (Milw)	.....L	17	27
74	O	13	1968	Los Angeles Rams (Milw)	.....L	14	16
73	O	5	1997	Tampa Bay Buccaneers (GB)	...W	21	16
72	O	8	1961	Baltimore Colts (GB)	.....W	45	7
72	O	3	1976	Detroit Lions (GB)	.....W	24	14
72	O	1	2000	Chicago Bears (GB)	.....L	24	27
71	O	2	1983	Tampa Bay Buccaneers (GB)	...W	55	14
70	O	1	1989	Atlanta Falcons (Milw)	.....W	23	21
69	O	1	1967	Atlanta Falcons (Milw)	.....W	23	0
69	O	14	1973	Kansas City Chiefs (Milw)	.....T	10	10
69	O	8	2006	St. Louis Rams (GB)	.....L	20	23
69	O	16	2016	Dallas Cowboys (GB)	.....L	16	30

### WARMEST NOVEMBER HOME GAMES

68	N	6	2016	Indianapolis Colts (GB)	.....L	26	31
60	N	29	1998	Philadelphia Eagles (GB)	.....W	24	16
59	N	18	2001	Atlanta Falcons (GB)	.....L	20	23
57	N	3	1963	Pittsburgh Steelers (Milw)	.....W	33	14
56	N	1	1981	Seattle Seahawks (GB)	.....W	34	24
55	N	15	2015	Detroit Lions (GB)	.....L	16	18
53	N	8	1981	New York Giants (Milw)	.....W	26	24
53	N	15	1981	Chicago Bears (GB)	.....W	21	17
53	N	5	1989	Chicago Bears (GB)	.....W	14	13
53	N	22	2009	San Francisco 49ers (GB)	.....W	30	24
52	N	9	1970	Baltimore Colts (Milw)	.....L	10	13
52	N	2	1975	Minnesota Vikings (GB)	.....L	17	28
52	N	9	1980	San Francisco 49ers (Milw)	.....W	23	16
52	N	1	1987	Tampa Bay Buccaneers (Milw)	.....L	17	23
52	N	4	2001	Tampa Bay Buccaneers (GB)	.....W	21	20



With construction in progress on the north end zone, Brett Favre watches a flyover before the Packers' 2002 marathon win over Atlanta, tied for Lambeau's fourth-hottest game.

### WARMEST DECEMBER/JAN. HOME GAMES

57	D	2	1962	Los Angeles Rams (Milw)	.....W	41	10
53	D	13	2015	Dallas Cowboys (GB)	.....W	28	7
50	D	2	1973	New Orleans Saints (Milw)	.....W	30	10
45	D	9	1990	Seattle Seahawks (Milw)	.....L	14	20
45	D	28	2003	Denver Broncos (GB)	.....W	31	3
45	D	2	2012	Minnesota Vikings (GB)	.....W	23	14
43	D	5	1982	Buffalo Bills (Milw)	.....W	33	21
43	D	11	2011	Oakland Raiders (GB)	.....W	46	16
42	D	3	1961	New York Giants (Milw)	.....W	20	17
42	D	13	1998	Chicago Bears (GB)	.....W	26	20
42	D	3	2017	Tampa Bay Buccaneers (GB)	.....+W	26	20
41	D	17	2006	Detroit Lions (GB)	.....W	17	9
40	D	5	1965	Minnesota Vikings (GB)	.....W	24	19
40	D	18	1977	San Francisco 49ers (Milw)	.....W	16	14
40	D	6	1981	Detroit Lions (GB)	.....W	31	17





## Scott McCurley

Defensive Assistant

10th Season as NFL Coach | 13th Packers Season

Scott McCurley enters his 13th season with the Packers and his first as defensive assistant, having been named to the position on Jan. 24, 2018, following a four-year tenure as the team's assistant linebackers coach.

In his previous role, McCurley worked in support of associate head coach/linebackers Winston Moss to oversee the direction and preparation of all linebackers with an emphasis on the inside linebackers. In 2017, second-year LB Blake Martinez led the team with 158 tackles and 12 tackles for a loss. His tackle total ranks No. 8 in team history (since 1975) for a single season.

In 2015, McCurley helped Moss utilize the versatility of Clay Matthews, who started all 16 games at MLB for the first time in his career. Despite the position switch, Matthews made his sixth Pro Bowl and finished second on the team with a career-high 85 tackles while registering 6½ sacks, also second on the team.

During his time as quality control coach, McCurley spent different seasons assisting with various positions throughout the defense. In 2009, he was part of a staff that guided the defense to a No. 2 overall ranking in the NFL, the highest ranking since the '96 team finished as the No. 1 defense. Green Bay led the NFL in rushing defense for the first time in team history, and its average of 83.3 rushing yards allowed per game set a franchise record for any season.

Before coming to Green Bay, McCurley enjoyed a lengthy playing and coaching career at the University of Pittsburgh. Initially a walk-on athlete who redshirted his first year, he earned a scholarship after his freshman season and lettered all four years at linebacker (1999-2002).

McCurley holds the distinction of having the last interception and field-goal block in Pitt Stadium, which closed after the 1999 season, both achievements recorded in a 37-27 victory against Notre Dame. That same season, he earned a spot on the Big East All-Academic football team and graduated in 2003 with a bachelor's degree in movement science with a coaching minor.



### AT A GLANCE ...

- Named to his current position on Jan. 24, 2018, after serving four seasons as assistant linebackers coach.
- This marks his 13th year of service with the Packers, having started as a coaching administrative intern in 2006.
- Was a four-year letterman at linebacker for the University of Pittsburgh (1999-2002).

### COACHING BACKGROUND

Years	College/Pro Team	Position Coached
2003-05	Univ. of Pittsburgh	Graduate Assistant (defense)
2007-08	Green Bay Packers	Coaching Administrator
2009-13	Green Bay Packers	Defensive Quality Control
2014-17	Green Bay Packers	Assistant Linebackers
2018	Green Bay Packers	Defensive Assistant

After graduation, McCurley remained with the program as a defensive graduate assistant. The 2004 team he coached won the Big East championship and a spot in the Fiesta Bowl. McCurley also assisted with coaching the scout team, which was quarterbacked for a year by Joe Flacco, who later transferred to Delaware and became a first-round pick of the Baltimore Ravens in 2008.

Born Aug. 1, 1980, in New Castle, Pa., McCurley attended Mohawk High School in Bessemer, Pa., where he earned all-conference honors his junior and senior years, playing linebacker and offensive line. He also played basketball.

McCurley and his wife, Colleen, live in De Pere, Wis., with their sons, Quentin, 10, and Deacon, 8.

## SHOVELING SNOW AT LAMBEAU

One of the more recent traditions that has taken hold among Packers fans is answering the call to shovel snow off the Lambeau Field bleachers.

When the team needs help clearing the stands for an upcoming game, it issues a press release or uses social media to alert fans. The Packers provide the shovels and the fans, in turn, provide the muscle (pictured, lower right).

During the 2017 season, the Packers put out a call on Dec. 15 and Dec. 21 prior to their Dec. 23 home game against the Minnesota Vikings. They marked the 30th and 31st occasions that Packers fans have been asked to shovel snow since 2005.

Fans at least 18 years old who arrive early enough often shovel for several hours. Participants receive \$10 per hour upon completion of their work.

While shoveling the stands is a more recent development, fans for generations have been eager to help the Packers in times of need.

Prior to the 1965 NFL Championship Game, played in Green Bay on Jan. 2, 1966, about 25 young volunteers helped close to 60 stadium workers shovel and haul away snow off the large tarpaulins that had covered the field (pictured, upper right).

Prior to the game, the Packers also had spread 40 tons of marsh hay over the playing surface to keep it from freezing. That, too, had to be removed.

The nearly five inches of wet, heavy snow that blanketed the turf fell the morning of the game.

The Packers tried using a helicopter to dry out the field and blow snow off the seats, but it didn't work out and the stadium crew wound up trying to clear the seating areas, as well.

NFL Commissioner Pete Rozelle was in attendance, but said he never considered calling off the game.

"I think you may be better equipped to handle this sort of thing here than any other place in the league," said Rozelle, directing his remarks to local reporters.





# Jerry MONTGOMERY

Defensive Line

Fourth NFL Season | Fourth Packers Season

Jerry Montgomery begins his fourth season with the Packers in 2018 and first as defensive line coach after spending three seasons (2015-17) as defensive front assistant. He joined the Packers after coaching at the collegiate level for 11 seasons and at the high-school level for two seasons. Named to his current position on Jan. 24, 2018, by Head Coach Mike McCarthy, Montgomery has been a part of eight teams as either a player or coach that have earned postseason berths.

Montgomery's third season in Green Bay in 2017 saw him help guide a defensive line that has developed into one of the most talented in the NFL. DT Mike Daniels earned his first Pro Bowl selection last season while ranking No. 4 on the team with five sacks to go along with a career-high 72 tackles. Emerging second-year DT Kenny Clark finished No. 4 on the team and led the defensive line with 78 tackles. Additionally, Clark's 4½ sacks in the month of December were the second most among NFL defensive tackles.

Montgomery spent two seasons (2013-14) as the defensive line coach at Oklahoma, where he also played a big role in recruiting, earning Scout.com's Big 12 Recruiter of the Year after the 2014 season. After joining the Oklahoma staff on Feb. 25, 2013, he helped revamp the Sooners' defensive line with young players that included Charles Tapper, a 2013 All-Big 12 first-team selection by the conference's coaches.

In his first season, OU led the Big 12 and ranked 10th nationally in third-down conversions (60). The Sooners also led the Big 12 in total defense (350.2 ypg) and pass defense (212.5 ypg) and ranked second in turnover margin (plus-9), run defense (137.6 ypg) and opponent third-down percentage (33.7).

In his two years at Michigan, the Wolverines posted a 19-7 record and limited opponents to 18.6 points per game, and two of Montgomery's linemen, Mike Martin and Craig Roh, earned second-team All-Big Ten honors. In his final season in Ann Arbor, the Wolverines earned a berth in the Capital One Bowl and ranked 13th among FBS schools in total defense (320.0 ypg). In 2011, Michigan allowed 131.7 rushing yards per game, third best in the Big Ten, and finished 11-2 with a victory in the Sugar Bowl.

Montgomery helped produce three All-Mountain West Conference linemen in two years at Wyoming. In his first season, he guided John Fletcher to an All-MWC first-team selection and Mitch Unrein to All-MWC honorable mention and selection as the 2009 New Mexico Bowl Defensive MVP. In Montgomery's second season, Josh Biezuns was named to second-team All-MWC.

Montgomery's tenure at Northern Iowa began as a graduate assistant/defensive tackles coach in 2006 and finished with two years (2007-08) as the defensive line coach. UNI advanced to the FCS playoffs in each of his three seasons, won the 2008 Missouri Valley Football Conference championship and finished with 12 wins in both 2007 and 2008. UNI's defense was ranked in the top 10 in total defense among FCS teams in both of his final two seasons.

In two years as defensive line coach at UNI, he had three all-conference selections each season: James Ruffin (first-team All-Gateway and first-team All-MVFC), Mark Huygens (second-team All-Gateway), Jordan Lacy (honorable mention All-Gateway), Everette Pedsclaux (first-team All-MVFC) and Jeremy Robertson (second-team All-MVFC).



## AT A GLANCE ...

- Joined the Packers on Feb. 12, 2015, as defensive front assistant before being promoted to defensive line coach on Jan. 24, 2018.
- Enters his fourth season as an NFL coach after coaching at the collegiate (11) and high-school (two) level for 13 years.
- Spent nine seasons as the defensive line or defensive tackles coach at Northern Iowa (2006-08), Wyoming (2009-10), Michigan (2011-12) and Oklahoma (2013-14).
- Following the 2014 season, was promoted to co-defensive coordinator at Oklahoma and was named Scout.com's Big 12 Recruiter of the Year.
- Played defensive tackle for Iowa, starting three of his four years for the Hawkeyes. As a senior in 2001, he helped Iowa tie for a fourth-place finish in the Big Ten, its highest since 1996, and beat Texas Tech in the Alamo Bowl. Played in the Hula Bowl All-Star Game following his senior season.
- Went to training camp with the New Orleans Saints in 2002 and played in the Arena Football League with the Chicago Rush, Colorado Crush and Las Vegas Gladiators from 2003-05.

## COACHING BACKGROUND

Years	College/Pro Team	Position Coached
2002	Univ. of Iowa.....	Student Assistant
2005	North Iowa Community College.....	Def. Coordinator
2006	Univ. of Northern Iowa.....	Graduate Assistant/Defensive Tackles
2007-08	Univ. of Northern Iowa.....	Defensive Line
2009-10	Univ. of Wyoming.....	Defensive Line
2011-12	Univ. of Michigan.....	Defensive Line
2013-14	Univ. of Oklahoma.....	Defensive Line
2015-17	Green Bay Packers.....	Defensive Front Assistant
2018	Green Bay Packers.....	Defensive Line

Montgomery began his coaching career as a student assistant at Iowa. He was part of a Hawkeye staff that helped Iowa post an 11-2 record and play in the 2003 Orange Bowl. Montgomery continued coaching as an assistant at Iowa City West High School (2003-04) and as the defensive coordinator at North Iowa Community College (2005) while also playing for the Chicago Rush, Colorado Crush and Las Vegas Gladiators of the Arena Football League (2003-05).

Montgomery played defensive tackle for Iowa, starting three of his four years for the Hawkeyes. As a senior in 2001, he helped Iowa tie for a fourth-place finish in the Big Ten, its highest since 1996, and beat Texas Tech in the Alamo Bowl. He played in the Hula Bowl All-Star Game following his senior season and spent the 2002 training camp with the New Orleans Saints.

Born Sept. 19, 1979, in Los Angeles, Calif., and raised in Mossville, La., prior to going to Virgin Valley High School in Mesquite, Nev., Montgomery was named a *Street & Smith* All-American two consecutive years at Virgin Valley High as he recorded 38 career sacks, including 16 as a senior. He was named the Nevada Player of the Year in 1997 and was also a member of the state champion basketball team as a junior.

Montgomery and his wife, Natalie, have three sons, Jayden, Teyvn and Jace, and two daughters, Talayla and Havana.

Community

Coaches

Veterans


Draft &amp; Free Agents

2017 Review

Records &amp; History

Lambeau Field

Misc.



# David RAIH

Wide Receivers

Third Season as NFL Coach | Fifth Packers Season

David Raih (pronounced RYE) enters his fifth season with the Packers and his first as wide receivers coach after being promoted on Jan. 24, 2018. He previously served as offensive perimeter coach, following a promotion on Feb. 27, 2017, and was earlier named assistant offensive line coach on Feb. 17, 2016. He was initially hired by Head Coach Mike McCarthy on Feb. 7, 2014, and spent his first two years as the team's coaching administrator.

In 2017, Raih primarily assisted with the quarterbacks, helping work with Aaron Rodgers as he posted 13 TD passes (No. 1 in the NFL through Week 5) and a 104.1 passer rating (No. 5) in the first five games before sustaining a collarbone injury in Week 6 that would sideline him for nine of the final 10 contests. Raih also assisted with QB Brett Hundley, who started nine games and registered a 110-plus passer rating in three of his five starts away from Lambeau Field. Hundley ranked No. 1 in the league among QBs in yards per carry (7.5 avg.), an average that also ranks No. 1 among all players in franchise history (min. 25 att.).

In 2016, Raih assisted with a line that helped the Packers rank in the top 10 in the NFL in numerous categories, including No. 4 in points per game (27.0), No. 8 in yards per game (368.8), No. 7 in passing yards per game (262.4), No. 7 in yards per carry (4.55) and tied for No. 8 in giveaways (17). The line also helped Rodgers rank No. 1 in the league in TD passes (40), the first Green Bay quarterback to do so since Brett Favre in 2003, while also setting a franchise single-season record for completions (401). In addition, G T.J. Lang was named to his first Pro Bowl, the second Packers guard to earn that honor in the past two seasons (Josh Sitton, 2015). T David Bakhtiari was selected to his first career Pro Bowl and also earned second-team All-Pro honors from *The Associated Press*, becoming the first Packers tackle to receive All-Pro recognition from *AP* since Forrest Gregg (first-team selection) in 1967.

As the coaching administrator, Raih spent two seasons assisting in preparing the team's weekly game plan and prepared opponent game film. His practice responsibilities included working with the scout team, assisting James Campen with the offensive line and helping special teams coordinator Ron Zook.

Raih spent the 2013 season at Texas Tech before joining the Packers. While the director of high school relations, he assisted with quarterbacks under head coach Kliff Kingsbury. Raih was promoted to outside receivers coach going into the 2013 Holiday Bowl, where the Red Raiders went on to upset No. 14-ranked Arizona State.

Prior to Texas Tech, Raih spent three seasons as a graduate assistant coach at his alma mater, the University of Iowa, where he assisted with tight ends (2012) and the offensive line (2010-11). In 2012, he helped tutor future Houston Texans TE C.J. Fiedorowicz, who finished with 45 receptions for 433 yards (9.6 avg.), the third-highest reception total by a Hawkeye tight end in a single season. In 2011, he worked with T Riley Reiff, who earned first-team All-Big Ten honors and was selected by the Detroit Lions in the first round of the 2012 NFL Draft.

Raih's coaching career started at UCLA, where he spent two years as an intern (2008-09) working with the quarterbacks under head coach Rick Neuheisel and offensive coordinator Norm Chow.

Prior to his start at UCLA, Raih was a sales representative for Zimmer Inc., a manufacturer of orthopedic devices (2004-07). He was the recipient of the Presidents Club



## AT A GLANCE ...

- Joined the Packers on Feb. 7, 2014, as a coaching administrator; promoted by Mike McCarthy to assistant offensive line coach on Feb. 17, 2016; promoted to offensive perimeter coach on Feb. 27, 2017; promoted to wide receivers coach on Jan. 24, 2018.
- Started coaching career as a football intern at UCLA under Rick Neuheisel in 2008.
- Following college, spent three years as a sales representative for Zimmer Inc., a manufacturer of orthopedic devices.
- Played collegiately as quarterback at Iowa (1999-2003), earning a letter in his fourth year as the 2002 Hawkeyes won the Big Ten Conference title and earned a berth in the 2003 FedEx Orange Bowl.

## COACHING BACKGROUND

Years	College/Pro Team	Position Coached
2008-09	UCLA	Football Intern
2010-12	Univ. of Iowa	Graduate Assistant (Offensive Line/Tight Ends)
2013	Texas Tech University	Director of High School Relations/ Wide Receivers
2014-15	Green Bay Packers	Coaching Administrator
2016	Green Bay Packers	Assistant Offensive Line
2017	Green Bay Packers	Offensive Perimeter
2018	Green Bay Packers	Wide Receivers

Award in 2006, becoming the youngest national winner in company history. The award signifies ranking in the top 12 in the United States in percentage growth. Previously, Raih was a Zimmer representative to the University of Iowa Hospitals and Clinics and Mercy Hospital in Iowa City. In his final year, he was a sales representative to Cedar Sinai Medical Center in Beverly Hills, Calif.

Raih played collegiately as quarterback at Iowa (1999-2003), earning a letter in his fourth year as the 2002 Hawkeyes won the Big Ten Conference title and earned a berth in the 2003 FedEx Orange Bowl. His playing career was shortened due to injury, as he had surgery to his throwing arm in both 1999 and 2002. During his sophomore season, Raih saw action as a member of the 2001 Alamo Bowl team, Iowa's first bowl berth under current coach Kirk Ferentz.

Raih was a member of the dean's list at the University of Iowa while earning a bachelor's degree in finance and a minor in journalism and mass communication. He was also a member of Iowa's leadership committee and was the team's Athletes in Action representative at the 2001 Alamo Bowl, 2003 Orange Bowl and 2004 Outback Bowl.

Born Sept. 9, 1980, Raih is the fourth of five sons and attended St. Thomas Academy (St. Paul, Minn.), a Catholic, college-prep, military high school where he was promoted to lieutenant colonel, the second-highest-ranking officer in the high school. He was a three-sport athlete in football, basketball and track. Raih's team won the Minnesota state basketball championship his junior year, and he quarterbacked his team to the Minnesota state semifinals in football in both his junior and senior years.

In the summers of 2009 and 2010, Raih was selected to join seven collegiate head football coaches on two separate USO tours operated by Morale Entertainment out of the Pentagon. Traveling with the United States Air Force, the morale-building mission took him to visit 15,000 troops on base in Iraq, Kuwait, the Persian Gulf and Northern Africa. Raih was appointed to orchestrate on-base football games among each branch of the military and to lead a pep rally for 4,000 troops while on board the U.S.S. Eisenhower in the Arabian Sea.

A native of Edina, Minn., Raih resides in Green Bay.





# Jason SIMMONS

Secondary

Fifth Season as NFL Coach | Eighth Packers Season



## AT A GLANCE ...

- Promoted to secondary coach on Jan. 24, 2018.
- Spent three seasons (2015-17) as assistant special teams coach after working as a defensive/special teams assistant in 2014 and as coaching administrator from 2011-13.
- A 10-year NFL veteran (1998-2007) as a defensive back, he appeared in 121 games during his career with the Pittsburgh Steelers (1998-2001) and Houston Texans (2002-07).
- A standout on special teams during his career, he posted 96 tackles as a member of the various coverage units.
- Signed with the Texans prior to their inaugural season as an expansion team in 2002, playing under former Packers defensive coordinator Dom Capers, who was the franchise's first head coach.
- Was a four-year letterman and three-year starter at Arizona State, highlighted by his junior season in 1996, when the program went 11-1, won the Pacific-10 Conference and made an appearance in the Rose Bowl for just the second time in school history.

## COACHING BACKGROUND

Years	College/Pro Team	Position Coached
2011-13	Green Bay Packers	Coaching Administrator
2014	Green Bay Packers	Defensive/Special Teams Assistant
2015-17	Green Bay Packers	Assistant Special Teams Coach
2018	Green Bay Packers	Secondary

Jason Simmons, a 10-year NFL veteran as a player, enters his eighth season with the Packers and his first as secondary coach after being promoted to the position on Jan. 24, 2018.

Simmons spent three seasons (2015-17) as assistant special teams coach after working as a defensive/special teams assistant in 2014 and as coaching administrator from 2011-13.

In his last season working with Ron Zook and the Packers' special teams in 2017, Simmons helped tutor undrafted rookie punter Justin Vogel as he ranked No. 7 in the NFL in net punting average (41.6). More impressively, Vogel's 41.6-yard net average ranks No. 1 among Packers since 1976 (min. 40 punts).

Green Bay's special teams continued to excel in punt coverage and punt returns last year as the Packers finished No. 6 in the NFL in opponent punt return average (5.7). From 2015-17, the Packers ranked No. 2 in the league in opponent punt return average (5.7). Additionally, Green Bay's 10.7 yards per punt return in 2017 ranked No. 2 in the NFL, the highest league ranking for Green Bay since 1996 (No. 1).

Simmons and Zook utilized a high number of players on special teams in 2016 and helped kicker Mason Crosby register 122 points, his 10th consecutive season with 100-plus points. Crosby finished the season 26 of 30 on field-goal attempts (86.7 pct.), his fourth consecutive season above 80 percent and the fifth of his career.

As he assisted Zook in 2015, Simmons saw Crosby surpass K Ryan Longwell for No. 1 on the all-time franchise scoring list and P Tim Masthay set a then-franchise record (since 1976) with a 40.3-yard net punting average. Simmons made an impact on the coverage unit, helping WR Jeff Janis (15) and S Chris Banjo (21) post career highs in special teams tackles. Simmons also helped his unit ascend in the special-teams rankings by the *Dallas Morning News*, as the Packers improved from 32nd in 2014 to 17th in 2015.

Simmons originally joined the Packers as the team's coaching administrator in 2011, where his duties included working closely with the defensive staff to collect and tabulate weekly production statistics, in addition to assisting at practice with both the starting defense and opponent scout teams.

A fifth-round selection (137th overall) by the Pittsburgh Steelers in the 1998 NFL Draft, Simmons went on to play in 121 games over the ensuing 10 seasons (1998-2007). A defensive back by trade, he made his mark as a stand-out player on special teams during his career. Simmons amassed 96 career tackles on the coverage units, and it was his consistent play in the third phase that helped him secure a roster spot year after year.

Simmons played the first four years of his career as a cornerback with the Steelers (1998-2001) after initially making the roster as a fifth-round pick. He contributed right away on special teams, ranking third on the club with a career-high 17 coverage tackles in both 1999 and 2000. During his rookie season in 1998, he played under Zook, who was serving as the club's special teams coordinator.

Upon entering unrestricted free agency in 2002, he joined the expansion Houston Texans, where he played under former Packers defensive coordinator Dom Capers, who was the team's first head coach.

In Houston, Simmons maintained his niche as one of the core players on special teams, but also saw increased action from scrimmage as a spot starter and reserve safety. He started a career-high six games in 2004 and posted a career-best 46 tackles (35 solo) and his first interception.

In the spring of 2007, the Texans signed Ahman Green, who is the Packers' all-time leading rusher, as an unrestricted free agent. Following his arrival, Green approached Simmons about obtaining his familiar No. 30, the number Simmons had worn in Houston since joining the club in 2002. Simmons agreed to make the exchange, asking that Green in turn make the down payment on a home for an underprivileged family in the Houston area, a sum that ultimately amounted to \$50,000.

Simmons started the season opener in 2007, but suffered a knee injury and was placed on season-ending injured reserve. He retired following the season, having played in 121 career games (12 starts), and recorded 186 tackles (138 solo), 10 passes defended, three forced fumbles, three fumble recoveries, two sacks and two interceptions on defense, in addition to the 96 career stops on special teams.

As a collegian, he lettered all four years at cornerback for Arizona State, earning second-team All-Pacific-10 honors as a senior in 1997. That season, Simmons started all 10 games and tallied 41 tackles (36 solo), 10 passes defended and a career-high three INTs. A team captain his senior year, he shared that distinction with four other players, including defensive teammate Pat Tillman, a future NFL safety who retired from football to join the U.S. Army, and was tragically killed in action in 2004.

Simmons was also twice named an honorable mention all-conference selection, including as a junior in 1996, when he started every game for a conference championship team that went 11-1 and appeared in the Rose Bowl for just the second time in school history.

Born March 30, 1976, in Inglewood, Calif., Simmons attended Leuzinger High School in Hawthorne, Calif., where he lettered all four years in both football and track, earning honorable mention all-state recognition on the gridiron and first-team all-state honors for his participation in the 4x100-meter relay in track.

Simmons and his wife, Tiffany, reside in Green Bay and the couple has three children, Taelyr, Jason Jr. and Jaddan.



# Ben SIRMANS

Running Backs

Seventh NFL Season | Third Packers Season

Ben Sirmans enters his seventh NFL season as an assistant coach in 2018 and his third with Green Bay as the team's running backs coach. Named to his position on Feb. 17, 2016, by Head Coach Mike McCarthy, Sirmans previously spent four seasons with the St. Louis Rams after 16 seasons in the college ranks.

In 2017, Sirmans worked with RBs Jamaal Williams and Aaron Jones as they became the first rookie duo in franchise history to both rush for 400-plus yards in a season. With RB Ty Montgomery limited to eight games on the season due to injuries, Williams started seven contests and posted a team-high 556 yards rushing, the fourth most by a rookie in team annals. He registered 818 yards from scrimmage, the fourth-best total by a rookie in team history, highlighted by 115-plus yards from scrimmage in three consecutive games (Weeks 12-14), the first Green Bay rookie to do so since Billy Howton in 1952.

Jones played in 12 games with four starts and rushed for 448 yards and four TDs on 81 carries, an average of 5.53 yards per carry that was good for No. 6 in franchise single-season history (min. 75 att.). Among RBs with 75-plus attempts, his rushing average ranked No. 2 in the league in 2017 behind only Saints RB Alvin Kamara (6.07). Jones registered two 125-yard rushing games, matching the franchise rookie record (John Brockington, 1971; Eddie Lacy, 2013) and tying for No. 4 in the league among all players in 2017.

In his first year with the Packers in 2016, Sirmans guided Montgomery in a transition from wide receiver to running back after injuries to Lacy and James Starks. Montgomery started six games at RB and led the team with 457 yards and three TDs on just 77 carries, ranking No. 1 in the league (min. 75 att.) with an average of 5.94 yards per carry. At Chicago in Week 15, Montgomery registered career highs in every rushing category, racking up 162 yards and two TDs on 16 carries (10.1 avg.), the most yards by a Packer since RB Samkon Gado had 171 yards vs. Detroit in 2005.

Sirmans joined the Packers after spending four seasons (2012-15) with the Rams and establishing himself as a strong developer of young backs. In each of his final three seasons in St. Louis, Sirmans coached a rookie RB who led the team in rushing. In 2015, Sirmans tutored first-round pick Todd Gurley, who led all rookies and finished third among all NFL runners in rushing yards with 1,106 yards (4.8 avg.) to become the first Rams rookie to rush for 1,000-plus yards since Hall of Famers Jerome Bettis (1993) and Eric Dickerson (1983). Named Offensive Rookie of the Year by *The Associated Press* and earning Pro Bowl honors, Gurley was the first rookie in NFL history to rush for 125-plus yards in four consecutive games (finished with five total), and his 566 yards rushing were the most in a player's first four starts in the Super Bowl era.

Under Sirmans' direction in 2014, third-round selection Tre Mason ran for a team-high 765 yards in 12 games and finished second in rushing among all rookies. In 2013, fifth-round pick Zac Stacy started the final 12 games of the season and rushed for 973 yards, the third-highest total by a rookie at that point in team history. In 2012, Sirmans guided veteran Steven Jackson to his eighth consecutive 1,000-yard season as he became just the sixth player in NFL history to rush for 1,000 yards in eight or more seasons.

Sirmans spent five seasons (2011-2007) as running backs coach at Boston College, where he mentored the school's second all-time leading rusher, Montel Harris. In 2011, Harris



## AT A GLANCE ...

- Joined the Packers on Feb. 17, 2016, as running backs coach.
- Enters his seventh season as an NFL coach after 16 seasons at the collegiate level.
- Tutored RBs Jamaal Williams (556 yards) and Aaron Jones (448 yards) in 2017 as they became the first rookie duo in team history to both rush for 400-plus yards in a season.
- Has helped a rookie running back lead the team in rushing in four of his last five seasons as an NFL coach (2013-15 with St. Louis, 2017 with Green Bay).
- Helped RB Ty Montgomery transition from wide receiver in 2016 and lead the NFL (min. 75 att.) with an average of 5.94 yards per carry, the second-best mark in team history.
- A developer of young running-back talent, he tutored Todd Gurley, who won AP Offensive Rookie of the Year in 2015, as well as Zac Stacy and Tre Mason, while in St. Louis.
- A four-year letterman and starter at Maine, he earned all-conference and All-New England honors his senior year after rushing for 1,214 yards.

## COACHING BACKGROUND

Years	College/Pro Team	Position Coached
1996-99	Univ. of Maine	Running Backs/Recruiting Coordinator
2000-04	Kent State University	Running Backs
2005	Michigan State University	Running Backs
2006	Michigan State University	Running Backs/Special Teams
2007-11	Boston College	Running Backs
2012-15	St. Louis Rams	Running Backs
2016-18	Green Bay Packers	Running Backs

became the school's career rushing leader and was named the 2011 Atlantic Coast Conference Preseason Player of the Year before a knee injury ended his season prematurely. Harris received first-team All-ACC honors in 2010 after rushing for 1,243 yards on 269 carries (4.6 avg.) and eight touchdowns. Harris finished his junior campaign 126 yards shy of the all-time school rushing record, and was the active ACC rushing leader with 3,600 yards, the most ever recorded by a junior in the ACC.

In 2007, Sirmans helped RB Andre Callender set a BC single-season record for receptions (76), earning him All-ACC second-team honors. Callender led the ACC in yards from scrimmage with 1,709 and set a single-season ACC record for most pass receptions by a running back. The 2007 Eagles began the season 8-0 and ranked No. 2 in the country en route to finishing 11-3, the first BC team to win 11 games since 1940.

Prior to his time at Boston College, Sirmans coached running backs at Michigan State in 2005, where the Spartans finished 20th in the nation in rushing (201.8 ypg). In 2006, he coached special teams as well as the running backs.

Sirmans spent five seasons (2000-04) coaching at Kent State, where he tutored the running backs. In 2001 and 2002, the team ran for 215 yards per game, finishing 13th and 15th nationally in rushing production those two seasons. In 2004, Kent State scored 30.5 points per game, the second-highest mark in school history.

Sirmans began his coaching career at his alma mater, the University of Maine, serving as running backs coach and recruiting coordinator from 1996-1999. As a four-year letterman and starter, Sirmans was a running back under current Iowa head coach Kirk Ferentz for three years (1990-92). He ran for 1,214 yards, earning all-conference and All-New England honors his senior year. He graduated from Maine in 1993 with a degree in physical education, health and recreation.

Born in East Orange, N.J., Sirmans is married to the former Letia Thompson. The couple has a son, Marcus, 9.



# Joe WHITT Jr.

Defense – Pass Game Coordinator

12th NFL Season | 11th Packers Season

Entering his 12th season in the NFL, Joe Whitt Jr. begins his 11th year with the Green Bay Packers and first as defense – pass game coordinator after being promoted on Jan. 24, 2018. Prior to his promotion, he spent nine years as secondary – cornerbacks coach for the Packers.

Originally named defensive quality control coach on March 7, 2008, by Head Coach Mike McCarthy, the 40-year-old Whitt was promoted to cornerbacks coach on Feb. 3, 2009.

Whitt came to Green Bay after one year with the Atlanta Falcons as assistant defensive backs coach. He coached the previous five years in the college ranks, beginning with the 2002 season as wide receivers coach at The Citadel, followed by a four-year stint as cornerbacks coach and recruiting coordinator at Louisville.

In his time as cornerbacks coach from 2009-17, Whitt helped the Packers register a league-high 176 interceptions and a No. 9 ranking in opponent passer rating (83.2). Since 2009, the Packers also rank No. 7 in opponent completion percentage (59.8) and No. 7 in TD/INT ratio (1.34).

CBs Tramon Williams (18) and Sam Shields (15) combined for 33 interceptions from 2010-14 under Whitt's guidance. No. 1 in the league over that span among tandems who were teammates for all five of those seasons.

For the second consecutive year, injuries took a toll on Whitt's cornerbacks in 2017. The Packers' top four corners (Davon House, Kevin King, Damarious Randall, Quinten Rollins) appeared in only 41 of a possible 64 games. King, a rookie second-round pick, showed tremendous promise before being placed on injured reserve after just nine games. Randall finished the season with a career-high and team-leading four interceptions, including a stretch of three consecutive games (Weeks 5-7) in which he recorded a pick, the first Packer to do so since 2012.

In 2016, established veteran and Pro Bowler Shields was lost for the season after Week 1 and second-year corners Randall and Rollins missed a combined nine games. Whitt came to rely on undrafted CB LaDarius Gunter, who provided a tough and consistent presence in the secondary in just his second season on his way to playing in all 16 games with 15 starts and leading the team with 15 passes defended, all career highs. Despite the challenges, Whitt's group helped lead the Packers to 17 interceptions on the season, tying for No. 4 in the NFL.

In 2015, Whitt was charged with leading a secondary that featured two rookies, Randall and Rollins, and both impressed in their first campaigns. Each returned an interception for a touchdown in 2015, marking the first time (since 1921) the Packers had two rookies/first-year players post INT returns for TDs in the same season. Randall's three interceptions on the season ranked tied for second among all NFL rookies, while Rollins ranked tied for fourth with two INTs. Randall was also named the NFL Defensive Rookie of the Month for November. Shields continued to excel under Whitt, as he recorded three interceptions to tie for the team lead despite missing four games because of injury.

In 2014, Whitt guided Shields to his first career Pro Bowl selection as he finished No. 2 on the team with 13 passes defended and No. 3 with two interceptions. Shields also posted his fifth career interception in the playoffs to move into the No. 1 spot in franchise postseason history. Williams paced the club with 16 passes defended and was tied for the team lead with three interceptions on his way to



## AT A GLANCE ...

- Joined the Packers on March 7, 2008, as defensive quality control coach. Promoted to secondary – cornerbacks coach on Feb. 3, 2009, and promoted to defense – pass game coordinator on Jan. 24, 2018.
- In his time as cornerbacks coach from 2009-17, helped the Packers register a league-high 176 interceptions, a No. 9 ranking in opponent passer rating (83.2) and a No. 7 ranking in opponent completion percentage (59.8).
- Tutored CBs Sam Shields (2014) and Tramon Williams (2010) to Pro Bowl selections and veteran CB Charles Woodson on his way to earning 2009 NFL Defensive Player of the Year honors from *The Associated Press*.
- Following the 2015 season, was named the NFL's Secondary Coach of the Year by Pro Football Focus.
- Helped Williams (18) and Shields (15) combine for 33 interceptions from 2010-14, No. 1 in the league over that span among tandems that were teammates for all five of those seasons.
- Under Whitt's guidance, both Woodson and Williams produced single-season career highs in all major categories.
- Played collegiately and coached as a student assistant at Auburn, where his father, Joe Sr., was on the coaching staff.

## COACHING BACKGROUND

Years	College/Pro Team	Position Coached
2000-01	Auburn University	Student Assistant – Receivers
2002	The Citadel	Wide Receivers
2003-06	Univ. of Louisville	Cornerbacks/Recruiting Coordinator
2007	Atlanta Falcons	Assistant Defensive Backs
2008	Green Bay Packers	Defensive Quality Control
2009-17	Green Bay Packers	Secondary – Cornerbacks
2018	Green Bay Packers	Defense – Pass Game Coordinator

being named a Pro Bowl alternate under Whitt's tutelage. CB Casey Hayward was tied for the team lead in total take-aways with five (three INTs, two fumble recoveries), including two returns for TDs. He was one of only two players in the league to register an INT return for a TD and a fumble return for a TD (Texans DE J.J. Watt) in '14.

In 2013, Whitt helped Shields set career highs for tackles (64) and passes defended (25) and match his career high with four INTs. Under Whitt's direction, Williams posted career highs for tackles (91) and sacks (2½) while adding three INTs, two forced fumbles, two fumble recoveries and 14 passes defended.

With Hayward limited to just three contests in 2013 due to a hamstring injury, Whitt's preparation of rookie DB Micah Hyde became crucial for the defense. Hyde led the team's rookies with 54 tackles on the season and posted a sack, a forced fumble and four passes defended. House added 32 tackles, a sack, an interception and 13 passes defended under Whitt's guidance.

In 2012, with veteran Charles Woodson shifting to safety in the team's base defense and Shields and House both missing time due to injuries, Whitt was charged with preparing Hayward to contribute immediately. Hayward led all NFL rookies with six interceptions (tied for No. 5 overall), becoming the first Packer to lead the league's rookies in the category since Mike McKenzie in 1999. Hayward was named to the All-Rookie Team by *Pro Football Weekly*/PFWA, becoming the first Green Bay CB to be honored since the team was first selected in 1974, and finished third in voting for the NFL Defensive Rookie of the Year by *The Associated Press*.

Williams matched his career high with 24 passes defended in 2012, his fourth straight campaign with 20-plus



under Whitt. Shields posted 16 passes defended in just 10 games and registered an INT in both of the Packers' playoff contests. Whitt's group helped the Packers post a league-high five games with less than 120 net passing yards allowed, the most by the team since it registered five in 1988.

In 2011, the Packers led the league in interceptions (31) for the second time in three seasons, and Green Bay was the only club to have three CBs each register four-plus INTs (Woodson, Williams, Shields). Green Bay posted 85 INTs from 2009-11, Whitt's first three seasons as cornerbacks coach. It marked the most by the Packers over a three-year period since 1943-45 (95 INTs) and the most by an NFL team since Minnesota and San Francisco each posted 86 INTs from 1986-88.

Woodson's seven INTs in 2011 tied him for the league lead as he earned his fourth straight Pro Bowl bid, the first Green Bay CB to do so since Herb Adderley (1963-67), as well as first-team All-Pro recognition from *AP*. Woodson also posted two sacks to become the first CB in franchise annals (since 1982) to register two-plus sacks in four consecutive seasons.

Under Whitt's tutelage in 2011, Williams recorded four INTs, his fourth straight season with four or more picks, the only undrafted player in the NFL to accomplish that feat over that span. Shields also posted a career-best four INTs in the nickel-back role.

In 2010, Whitt's work with Williams culminated in his first Pro Bowl bid. Williams led the team in interceptions (a career-high six) and passes defended (23), and added three more INTs in the playoffs, which tied the franchise single-postseason record. Whitt also was instrumental in the rapid development of the rookie Shields, another undrafted prospect who became the team's nickel back by the season opener – despite playing the corner position only one season in college – and helped the Packers advance to the Super Bowl with two interceptions in the NFC title game at Chicago.

Woodson posted career highs in tackles (105) and forced fumbles (five) and earned a Pro Bowl bid and second-team All-Pro honors in 2010, when the Packers led the league in opponent passer rating (67.2) and finished second in INTs (24).

In 2009, Whitt was part of a staff that guided the Packers defense to a No. 2 overall ranking in the league, the highest ranking since the 1996 team finished as the No. 1 defense. Green Bay led the league with 40 takeaways and 30 interceptions, the first time the Packers led the league in INTs since 1965 (tied with Washington that season with 27).

Also in 2009, Woodson posted a career-high nine INTs as part of perhaps his finest all-around season on his way to earning NFL Defensive Player of the Year honors from *AP* as well as all-pro honors from virtually every publication. Then 33, Woodson became the oldest defensive back to win the player of the year award and just the fifth cornerback to earn the honor since the award's inception in 1971.

In Whitt's first season with the Packers in 2008, his duties included breaking down opponent game film and analyzing their offensive tendencies while also assisting with the defensive backs and special teams.

In 2007 with Atlanta, Whitt worked alongside veteran coach and former Packers defensive coordinator Emmitt Thomas in tutoring the Falcons' defensive backs.

During his time in Louisville, Whitt's recruiting efforts helped bring the program into national prominence as the Cardinals went 41-9 over that four-year stretch. After joining the staff in 2003, Whitt worked diligently to improve the Cardinals' recruiting efforts, and the program landed its first top-25 recruiting class in 2005.

On the field, he coached All-Big East first-team selection William Gay, who led the team with six interceptions and was a fifth-round draft pick of the Pittsburgh Steelers in 2007. Whitt also had a hand in helping safeties Kerry Rhodes (Jets/Cardinals) and Antoine Harris (Falcons) make it to the NFL.

Whitt broke into the collegiate coaching ranks in 2002 as wide receivers coach at The Citadel. In his only season there, the Bulldogs saw their passing output increase by 81.3 yards per game over 2001, averaging 219.8 yards in 2002. Under Whitt's guidance, all of the team's receivers produced career highs in 2002, most notably Scooter Johnson, who improved on his six catches for 104 yards as a junior to bring in 69 passes for 950 yards and seven touchdowns to earn first-team All-Southern Conference honors as a senior.

A native of Auburn, Ala., and a walk-on as a player at Auburn University, Whitt eventually earned a scholarship and played for a coaching staff that included his father, Joe Sr., a longtime assistant at the school.

Whitt worked his way into Auburn's rotation at wide receiver and contributed on special teams, battling several injuries along the way. After four shoulder surgeries and reconstructive knee surgery, he was granted a medical hardship waiver and became a student assistant at Auburn for two seasons, coaching alongside his dad.

Born July 19, 1978, Whitt graduated from Auburn in 2001 with a degree in communications. He and his wife, Ericka, have three children – a son, Joseph Barrington, and two daughters, Ava Jeneé and Zoë Jade.

## BEST RECORDS VS. DIVISION AND OVERALL, 2002-PRESENT

Since realignment in 2002, the Packers rank as one of the best teams in the NFL against the division and overall. Green Bay's winning percentage of .682 vs. the NFC North ranks No. 4 in the league against its division, while its .615 winning percentage overall ranks No. 4 in the NFL.

A look at the top five teams against the division and overall since realignment in 2002:

Team	—Division—				—Overall—				
	W	L	T	Pct.	W	L	T	Pct.	
1. New England Patriots.....	75	21	0	.781	1. New England Patriots.....	198	58	0	.773
2. Indianapolis Colts.....	69	27	0	.719	2. Pittsburgh Steelers.....	166	89	1	.650
3. Pittsburgh Steelers.....	68	28	0	.708	3. Indianapolis Colts.....	164	92	0	.641
<b>4. Green Bay Packers.....</b>	<b>.65</b>	<b>30</b>	<b>1</b>	<b>.682</b>	<b>4. Green Bay Packers.....</b>	<b>.157</b>	<b>98</b>	<b>1</b>	<b>.615</b>
5. Seattle Seahawks.....	59	36	1	.620	5. Philadelphia Eagles.....	150	105	1	.588



## Chad BRINKER

Assistant Director of Pro Scouting/Salary Cap Analyst



PLAYER PERSONNEL

Chad Brinker enters his ninth season with the Packers' pro personnel department after joining the team Jan. 31, 2010. He was promoted on May 25, 2018, to assistant director of

pro scouting/salary cap analyst after spending the previous five seasons as a pro scout. Brinker originally came to Green Bay as a scouting assistant (2010-11).

Brinker entered the NFL in 2003 as an undrafted free agent running back out of Ohio University with the New York Jets. He scored two touchdowns in preseason play before being waived in the team's final roster reduction. Brinker was re-signed by the Jets following the '03 season and was allocated to NFL Europe. He lined up at running back for the Cologne Centurions during the 2004 season before suffering a concussion in his third contest. Brinker was placed on injured reserve and was later released by the Jets.

Brinker was a four-year starter and two-time All-Mid-American Conference selection at running back for the Ohio Bobcats. As a senior, he ran for a career-best 1,099 yards and remains Ohio's sixth all-time leading rusher with 2,826 career yards. His 30 total touchdowns rank third in school history, and he also remains near the top in nearly every rushing category despite missing seven games as a junior after having an arachnoid cyst removed from his skull.

Brinker also competed in track for the Bobcats, running the 60-meter indoor and 100-meter outdoor. He received a specialized-studies degree in exercise science as an undergraduate at Ohio and earned a master's degree in sports administration from his alma mater.

Following his football career, Brinker entered the business world, working for Merck as a pharmaceutical sales representative and then later as an account manager for Stryker Medical. His passion for football never left him as he remained close to the game by also serving as the radio color analyst for Ohio University football from 2006-08. During the 2009 season, he was an assistant football coach at Westerville Central High School in Columbus, Ohio, coaching running backs and defensive backs.

A four-year letterman at Martins Ferry (Ohio) High School, Brinker was a finalist for the Mr. Ohio Football Award and a *USA Today* All-American. He twice earned first-team all-state honors and also lettered multiple times in basketball, baseball and track.

Brinker resides in Green Bay with his wife, Rachelle, and their three daughters, Madison, 6, Kennedy, 3, and Abigail, 2.

Community

Player Personnel

Veterans



## Lee GISSENDANER

Personnel Executive



Draft & Free Agents

Lee Gissendaner rejoins the Packers for his 18th season overall with the team and his first in the role of personnel executive.

Named to his current position on June 12, 2018, Gissendaner originally joined the Packers in 1998 as the team's representative in the National Scouting Service and authored preliminary evaluations of all prospective seniors in upcoming NFL drafts during his initial three seasons with the club. He was then promoted to area scout in 2001, a role he fulfilled for the Packers for 14 seasons (2001-14). For the past three seasons (2015-17), Gissendaner worked as a national scout for the N.Y. Jets with a focus on evaluating top-graded draft prospects.

The 46-year-old Gissendaner began his post-football career by serving as a graduate assistant coach for Kent State University (1997) while working toward his master's degree. He subsequently was named to a scouting position with the Packers July 8, 1998, by then-Executive Vice President/General Manager Ron Wolf.

A four-year letterman (1990-93) and three-year starter at wide receiver for Northwestern University, Gissendaner led the NCAA in punt return average (21.8 yards) in 1992. That year, he also was named Most Valuable Player in the Big Ten Conference, was a first-team All-Big Ten selection and was voted as Northwestern's team MVP. Gissendaner was named to the Big Ten's 100-Year Anniversary Team during the conference's centennial celebration in 1995 and served as an honorary game captain for the Wildcats when they hosted Michigan State in November 2013.

Gissendaner graduated from Northwestern in 1994 with a degree in organizational management, and earned his master's degree in sports administration from Kent State in 1998.

Originally chosen in the sixth round of the 1994 NFL Draft by the then-Houston Oilers, Gissendaner was released that year at the conclusion of training camp. He then spent the 1995 season with the Toronto Argonauts of the CFL and the summer of 1996 with the World League-champion Scottish Claymores.

In the fall of 1996, Gissendaner returned to the U.S. and went to training camp with the Vikings, eventually spending parts of the '96 season on Minnesota's practice squad.

A four-year letterman at Stow (Ohio) Monroe Falls High School, Gissendaner was selected All-Summit County, all-metro area and team MVP at wide receiver during his senior season. A two-time all-metro pole vaulter, he earned three additional varsity letters in track. Gissendaner was inducted into the school's hall of fame in 2002.

In 1999, Gissendaner's accomplishments and community efforts were recognized as he was inducted into the City of Akron/Summit County Sports Hall of Fame.

Gissendaner was born Oct. 25, 1971, in Akron, Ohio. He and his wife, Jamie, a registered nurse, reside in Wilmington, Del., with their daughter, Leah, 10, and their son, Tyler, 6. Gissendaner also works as a motivational speaker for youth, focusing on the importance of setting goals.

2017 Review

Records & History

Lambeau Field

Misc.



## Richmond WILLIAMS

Pro Scout

Richmond Williams enters his 11th year with the Packers in 2018 and second as a pro scout. Named to his current position in June 2017, Williams worked as a college scout from 2012-16.

He previously served as the team's National Football Scouting representative to the annual NFL Scouting Combine and authored evaluations of all prospective seniors in the Southwest region. Williams spent the 2007 training camp as a scouting intern with the Packers.

Also in 2007, Williams volunteered as an assistant in the football office at his alma mater, the University of Iowa. His duties included helping coaches plan their recruiting trips and breaking down defensive game film.

Prior to working in the football office, Williams lettered two years as a cornerback for Iowa. He earned the Iowa "Team Leader" award all four years of his career, given by the coaching staff to the player who made high contributions on special teams. In 2006, Williams earned a B.A. in economics, as well as a certificate of entrepreneurship.

Williams was a two-sport athlete in football and track and field at North Augusta (S.C.) High School. He played cornerback and wide receiver, and was a state-champion long jumper as a senior, also participating in the 4x100-meter relay. Williams was named to the Who's Who in Scholar Student-Athletes in 2001, and was named North Augusta's Star Student-Athlete of the Week.

Nicknamed "Richey," Williams is recently married to his wife, Fiory.



## Luke BENUSKA

College Scout

Luke Benuska enters his third season in the Packers' pro personnel department and first as a college scout after being named to the position on May 25, 2018.

He will scout the West region during the 2018 season. Benuska (ben-EW-ska) previously served as a pro scout in 2017 and as a scouting intern in the personnel department during the 2016 season.

Prior to joining the Packers, Benuska worked in the football recruiting office at his alma mater, Texas Christian University, in 2016.

Benuska played collegiately at TCU, where he saw action in 22 games and was a two-year letterman (2014-15) at offensive tackle. He appeared in all 13 games for the No. 11-ranked Horned Frogs as a senior in 2015, when the program rallied from a 31-point deficit to win in triple overtime, 47-41, against Oregon in the Alamo Bowl.

On the year, Benuska aided an offensive line that paved the way for second-team All-Big 12 QB Trevone Boykin to register 3,575 passing yards, the second most in program history. TCU's offensive unit was one of the conference's most efficient during his senior season, with 4,976 total yards (1,933 rushing, 3,043 passing) on 745 plays (6.7 avg.).

Benuska lettered for the first time in his career as a junior in 2014, appearing in six contests on the offensive line. The No. 6-ranked Horned Frogs were ultimately crowned Chick-fil-A Peach Bowl champions in the largest margin of victory in CFA Peach Bowl history, 42-3, over No. 9 Ole Miss.

Benuska saw game action for the first time as a sophomore in 2013, playing on special teams in four contests.

Born May 26, 1993, Benuska earned a B.B.A. in entrepreneurial management from TCU in 2015, and is a native of San Marino, Calif. While attending San Marino High School, he lettered three times as a tight end on the football team. Benuska also played volleyball and basketball, both of which he lettered in twice.

One of three children, Benuska has two sisters, Kate and Ellie, who work in data analysis for Southwest Airlines and in fashion illustration, respectively.

Benuska is single and resides in Pasadena, Calif.







## Joe HUEBER

College Scout

Joe Hueber enters his fourth season with the Packers and his second as a college scout, covering the Midwest region in 2018. Hueber previously served as a scouting assistant (2015-

16) for the team's personnel department.

Prior to joining the Packers, Hueber was a recruiting assistant for the University of Pittsburgh's football program for three seasons (2012-14). While at Pitt, Hueber's contributions to the Panthers' daily recruiting efforts helped the program see a rise in impressive young talent. In his first season with Pitt, the program boasted a 27-player recruiting class that was ranked 20th nationally and third in the Atlantic Coast Conference by Scout.com.

Hueber followed up a successful first season with a 2013 recruiting class that contained 12 true freshmen who saw immediate playing time, including seven players who made at least one start during the regular season. The freshmen class also featured players who led the team in eight different statistical categories.



Before joining the Panthers, Hueber gathered valuable experience at his alma mater, the University of Minnesota, where he assisted the program in its evaluation and recruitment process while earning his B.A. in sports management in 2010.

Hueber also served as an undergraduate recruiting assistant for the University of Iowa, where he began his college education.

A native of Madison, Wis., Hueber is a graduate of Madison Memorial High School. He is the son of Jim Hueber, a former University of Wisconsin running backs coach (1992-94) and offensive line coach (1995-2005).

Born May 28, 1988, in St. Louis Park, Minn., Hueber is single and resides in Madison, Wis.



## Patrick MOORE

College Scout

Patrick Moore begins his first season with the Packers' player personnel department as a college scout in the Southeast region after joining the team on May 25, 2018. Moore spent the past five seasons as a scout with the Cleveland Browns.

Moore moved into the personnel side with Cleveland after spending the prior 16 seasons as a coach, 14 of which came at the collegiate level. He jumped to the NFL after a five-year stint (2007-11) coaching at Fordham. In his time with the Rams, Moore served as the assistant head coach/offensive line (2010-11), defensive coordinator (2009) and linebackers/special teams coach (2007-08). As assistant head coach/offensive line, Moore oversaw a blocking attack that helped pave the way for the Rams to finish second in the conference with an average of 176 rushing yards per game. At the helm of the special teams unit, Moore helped the Rams lead the Patriot League with 9.4 yards per return. Moore also coached punter Ben Dato, who registered the third-best punting average (44.7) in school history in 2007 and earned consensus All-America honors.



Prior to his time at Fordham, Moore spent eight seasons at four college coaching stops. From 2005-06, he served as tight ends/special teams coordinator at Louisiana Tech, where he coached Packers CB Tramon Williams. As a graduate assistant at Auburn from 2002-04, Moore was part of a staff that helped the Tigers to an undefeated 13-0 season in 2004 as well as a Sugar Bowl victory. Moore arrived at Auburn from Western Carolina, where he spent the 2000-01 seasons as a linebackers coach.

Moore's first collegiate coaching stop was at his alma mater, Illinois Wesleyan, in 1997, where he spent the year as the program's offensive line coach. He then moved on to his alma mater, spending two seasons coaching at Normal (Ill.) Community High School.

Moore played college football at Illinois Wesleyan, where he graduated with a business administration degree. He also has master's degrees from Western Carolina and Auburn.

Moore and his wife, Misty, live in Auburn, Ala., with their two daughters, Carolina and Cady.

PLAYER PERSONNEL

Community

Player Personnel

Veterans

Draft & Free Agents

2017 Review

Records & History

Lambeau Field

Misc.



## Mike OWEN

College Scout

Mike Owen enters his seventh season with the Packers' player personnel department and fourth as a college scout covering the Northeast region in 2018. He joined the team on

May 23, 2012, as a college scout.

Prior to joining the Packers, Owen spent two seasons as an assistant coach at his alma mater, Riverhead (N.Y.) High School, where he coached the tight ends and helped with the linebackers. He was a four-year letterman (2006-09) at Syracuse University, where he played tight end, defensive end and linebacker during his career. Elected a team captain as a senior, Owen finished his career with 36 receptions for 319 yards (8.9 avg.) and three touchdowns.

Owen played in all 12 games with 10 starts as a senior in '09 and hauled in 12 passes for 93 yards (7.8 avg.) and a TD. As a junior, he started 11 contests and ranked No. 2 on the team with 19 catches for 175 yards (9.2 avg.) and two TDs. He recorded single-game career highs for receptions (five), receiving yards (59) and receiving TDs (two) vs. Akron that season.

Owen moved to tight end prior to the 2007 season after having switched to defensive end from linebacker before the '06 campaign. He posted a career-best three tackles on special teams vs. Louisville in 2007. Owen earned a degree in child and family studies at Syracuse.

At Riverhead (N.Y.) High, Owen was ranked the No. 18 outside linebacker in the nation by Tom Lemming on ESPN.com. He was also rated the No. 9 prospect in New York by Rivals.com and the 12th-best prospect in the state by *SuperPrep*. Owen played in the 2005 Governor's Bowl, an all-star game featuring the top prospects from New York and New Jersey.

As a senior in 2004, Owen recorded 51 tackles, two sacks and an interception despite battling through an elbow injury throughout the season. As a junior, he posted 113 tackles and a fumble recovery on his way to being named all-county and second-team All-Long Island. Owen was named the team MVP as a junior and earned the 2004 Pat Kelly Award for overcoming serious injury. He also won the Carl Smith Award in '03 for outstanding achievement in academics and athletics.

Owen and his wife, Mande Jo, reside in Riverhead, N.Y., with their infant son, Jaxson.



## Charlie PEPRAH

College Scout

A seven-year NFL veteran as a player, Charlie Peprah enters his third season with the Packers' player personnel department and second as a National Football Scouting Inc. college scout

in 2018. He joined the team in an official capacity on June 16, 2016, as a scouting assistant before being promoted to his current post in June 2017. Peprah also serves as the team's National Football Scouting representative to the annual NFL Scouting Combine.

A former Packers safety, Peprah first entered the NFL ranks as a fifth-round selection (No. 158 overall) by the N.Y. Giants in the 2006 NFL Draft before he was claimed off waivers by Green Bay on September 3, 2006. After three years (2006-08) with the Packers, Peprah had a short stint in Atlanta (2009) before returning to Green Bay for the 2010 and 2011 seasons. He finished his career with the Dallas Cowboys in 2012.

During his first three years with the Packers, Peprah played primarily on special teams, totaling 22 coverage stops and forcing two fumbles on kickoff returns. He also recorded 10 tackles (eight solo) on defense in 37 regular-season games played (one start) from 2006-08.

Upon his return to Green Bay in 2010, Peprah played in 14 games with 11 starts and appeared in all four postseason contests with two starts. He registered 64 tackles (50 solo), seven passes defended and two interceptions. Peprah also topped the secondary with 26 tackles (23 solo) in the post-season that year, including a team-high 10 tackles (nine solo) in the Super Bowl XLV win over Pittsburgh.

Peprah's strongest season came in 2011 when he started a career-high 14 games and made the start in the team's lone postseason contest. His 96 tackles (80 solo), 14 passes defended, five interceptions (one returned for a TD) and forced fumble on defense were all single-season career highs. Peprah ranked No. 4 in the NFL in 2011 with 147 yards on interception returns.

For his NFL career (2006-12), Peprah totaled 191 tackles (147 solo), 25 passes defended and eight interceptions in 74 games (27 starts).

Collectively, Peprah played in 50 games with 45 starts in his four-year career at Alabama. He finished his time with the Crimson Tide with 210 tackles (163 solo), 24 passes defended, nine interceptions (two returned for TDs), five fumble recoveries and four forced fumbles.

Peprah holds a B.S. in business with a concentration in marketing from Alabama.

Peprah was born Feb. 24, 1983, in Fort Worth, Texas. His grandfather, I.K. Acheampong, was a former head of state of the West African republic of Ghana, who came to power in a coup d'etat in 1972, ruled until 1977 and was executed in a revolution in 1979. The series of events prompted Charlie's parents to emigrate first to Europe and then to the United States, where his father began attending school at Texas Christian University in Fort Worth, Texas.

Peprah's older brother, Kwabena, was a linebacker at Wyoming, while his younger brother, Josh, was a linebacker at Wisconsin.

Peprah currently lives in Dallas, Texas, with his wife, Kassi.





## Brandian ROSS

College Scout

After five years in the NFL as a defensive back, Brandian Ross begins his first season as a college scout covering the Midlands region for the Packers, after being officially named to the position on May 25, 2018. Ross spent the 2017 season as a scouting intern with Green Bay and was elevated to scouting assistant in January 2018 before being promoted to his current position.

Ross (first name pronounced Brandon) originally signed with Green Bay as an undrafted free agent in 2011 and spent time on the Packers' practice squad during the 2011-12 seasons. He appeared in 43 games with 24 starts in 2012-14 as a safety with the Oakland Raiders. Ross would have stints with the Miami Dolphins (2014) and San Diego Chargers (2015), playing in one game at each stop.

Ross accumulated 183 tackles (119 solo), 14 passes defended, two sacks, two interceptions and two forced fumbles over his career. The best season of his career came in 2013 in Oakland, where he played in all 16 games with 13 starts for the Raiders. He racked up a career-high 101 tackles (59 solo), good for fourth on the team, six passes defended, two sacks and a forced fumble. His two sacks tied him with S Charles Woodson for the second most among Raiders defensive backs in 2013.



Collegiately, Ross played in 45 games with 33 starts in four seasons at Youngstown State. He notched 233 tackles (135 solo), seven INTs and two forced fumbles for the Penguins. Ross was a second-team All-Missouri Valley Football Conference selection as a senior in 2010, leading the team with three interceptions. He paced Youngstown State with 98 tackles (49 solo) as a sophomore in 2008, tallying 4½ tackles for a loss, three passes defended and an INT.

Born September 28, 1989, in Richmond, Va., Ross is married with three children, Brandian Jr., 6, Kaiden, 5, and Bailey, 2. Ross and his family reside in Richmond, Va.

PLAYER PERSONNEL

Community

Player Personnel

Veterans

Draft & Free Agents

2017 Review

Records & History

Lambeau Field

Misc.



## Charles WALLS

College Scout

Charles Walls enters his sixth season with the Packers and fourth as a college scout, responsible for the Southwest region in 2018.

Walls served as the team's scouting assistant during the 2014 season after originally joining Green Bay in 2013 as a scouting intern. Walls previously served as the team's National Football Scouting representative to the annual NFL Scouting Combine.

Prior to joining the Packers, Walls served as a defensive graduate assistant coach in 2012 at his alma mater, Old Dominion University, working primarily with the Monarchs' defensive backs and defensive line. He also assisted with recruiting and broke down film for a Monarchs team that finished first in the Colonial Athletic Association with an 11-2 record. Prior to becoming a graduate assistant, Walls was the assistant running backs coach during the 2011 season and the assistant offensive line and tight ends coach during the 2010 season while serving as a student assistant. He was also chosen to participate in the 2010 NCAA Leadership Conference in Orlando, Fla.

A member of the Monarchs roster for Old Dominion's inaugural season in 2009, he moved to the sidelines after an injury cut short his playing career. Walls appeared in ODU's first two games in 2009, making appearances as an offensive lineman.




Walls graduated cum laude from Old Dominion with a B.A. in sports management and received the Colonial Athletic Association Commissioner's Award in 2011 in recognition of his academic success. He is currently pursuing a master's degree in public administration from Old Dominion.

Walls joined the Monarchs from nearby Tallwood High School in Virginia Beach, Va., where he was a second-team All-Beach District honoree in 2006 and 2007. At Tallwood, Walls recorded 23 pancake blocks in seven games as a senior and 32 during his junior year.

Walls gained additional professional experience during the summer of 2013 while serving as a constituent-service intern at the U.S. Congressional office of Randy Forbes. Walls helped manage the district office's federal cases and acted as a liaison between district constituents and Congressman Forbes. He also co-chaired a community initiative targeting youth involvement in public service.

Walls currently resides in Dallas, Texas, with his wife, Viktoria.





## Danny Mock

College Scouting Coordinator

Now enjoying his 22nd season with the Packers and 39th in the NFL, Danny Mock is responsible for a variety of scouting services as the team's college scouting coordinator. Mock's duties include tracking Green Bay's scouts who scour the country looking for players, coordinating all-star, combine and draft meetings and heading up the computer operations for the team's annual draft preparations.

Mock gained his first NFL experience as a member of the Atlanta Falcons' grounds crew from 1980-85. In addition to his duties on the field, Mock served as a film assistant from 1983-86. Following three seasons in the film department, the NFL moved to video and Mock was promoted to assistant video director by the Falcons in 1986.

After serving two years in that capacity, Mock turned to the player personnel side of football. For the following nine seasons (1988-96), he acted as the administrative assistant in the Falcons' player personnel department.

Having lived in the South his entire life, Mock headed north when he was named the Packers' college scouting coordinator on June 28, 1997, by then-Executive Vice President/General Manager Ron Wolf.

Mock attended Abraham Baldwin Agricultural College (1981-82) in Tifton, Ga., majoring in turf management and business.



Mock had earlier attended Gilbert (Ariz.) High School while growing up in the Phoenix area. He graduated from Duluth (Ga.) High School, where he lettered three times for the basketball team. During his sophomore basketball season, Mock was a teammate of 1980 Heisman Trophy winner George Rogers, who later would go on to star in football at the University of South Carolina and play seven seasons in the NFL. Mock also was elected team captain in basketball for his senior season, leading the school to the state quarterfinals.

Mock is a member of the National Football Foundation and the Wisconsin Football Coaches Association (WFCA), acting as the Packers' liaison to the latter organization. He was honored by the WFCA in 2008, when he was awarded the Dave McClain Distinguished Service Award for his outstanding service to football in Wisconsin and again in 2011 as an inductee into the WFCA Hall of Fame. On Friday nights, he serves as the video cameraman for the De Pere High School football team.

Mock is a fan of local sports teams, including the University of Wisconsin-Green Bay women's and men's basketball teams, and the Milwaukee Brewers. He also follows the Atlanta Braves.

Mock has two daughters, Elizabeth, 28, and Sarah, 25, and resides in De Pere, Wis.



## Red BATTY

Equipment Manager

A veteran in his area of expertise, Gordon "Red" Batty is in his 25th season as equipment manager of the Green Bay Packers.

Batty is responsible for properly outfitting players with the safest and most advanced equipment, as well as ordering and maintaining all of the team's equipment and sideline apparel. Immediately prior to joining the Packers, he had spent 13 seasons (1981-93) in the same position with the then-Houston Oilers.

A 59-year-old native of Montreal, Batty remarkably is in his 46th season in the equipment field. He began his career in 1973 at age 14 as a ball boy for the Montreal Alouettes of the Canadian Football League. Six years later, he was elevated to the position of equipment manager for the Alouettes. During Batty's tenure in Montreal, the Alouettes won two Grey Cups (1974 and '77).

Batty subsequently joined the Oilers in June 1981, in the process becoming the NFL's youngest equipment manager at age 22. He also purports to be the first native-born Canadian to garner both a Grey Cup and Super Bowl ring, and he now has two of each, the latter distinction earned when the Packers captured Super Bowls XXXI and XLV with Batty in charge of the team's equipment. He also worked his fifth Pro Bowl following the 2015 season.



Upon being named to the Packers' staff on Jan. 24, 1994, Batty became only the fifth person in club history to hold the title of equipment manager. Batty (pronounced BATT-ee) was born Nov. 18, 1958, in Montreal and has two children, a daughter, Chelsei, 27, and a son, Cameron, 22.

Batty has served as the equipment coordinator for what is now known as the NFL Players Rookie Premiere pre-season event for the past 25 years (since 1994). Batty is given the duty of communicating with each rookie invitee's team equipment manager to secure equipment and jerseys utilized for trading-card photo shoots.

A devout hockey fan, Batty has also worked several NHL Winter Classic and Stadium Series outdoor games, and the Wayne Gretzky Fantasy Camp each year from 2011-17.



## Bryan ENGEL

Head Athletic Trainer



Now entering his 22nd season overall with the Packers, Bryan Engel begins his fourth season as head athletic trainer after serving as assistant athletic trainer from 1999-2014. He first joined the Packers as a seasonal assistant/intern in the athletic training department in 1997. In his current role, Engel oversees the team's medical care on a daily basis.

Engel was a member of the Packers' athletic training staff that was honored by its peers with the NFL Athletic Training Staff of the Year award in 2011. He also was named the Tim Davey NFC Assistant Athletic Trainer of the Year in 2013.

Professionally, Engel has served on the executive committee of the Professional Football Athletic Trainers Society (PFATS) as an NFC assistant representative. He currently serves as the PFATS Foundation president after having served as the director of internal education and as a member of the PFATS advocacy committee.

Engel also spent time on the athletic training staff of the New England Patriots as a seasonal assistant/intern (1996-97) and training-camp intern (1995).

Engel earned his B.S. degree in kinesiology with an emphasis in athletic training from the University of Illinois in 1998. In addition to his degree, Engel is a certified athletic trainer and a member of the National Athletic Trainers Association. He also holds certification as a corrective-exercise specialist and performance-enhancement specialist from the National Academy of Sports Medicine and is certified in the functional-movement screen.

Born Bryan Eric Engel on August 24, 1974, in Hanover Park, Ill., he is married to Jennifer, with whom he has three sons, Drew, 18, Ryan, 16, and Evan, 14.

Diagnosed in 2010, Evan lives with Type 1 diabetes. Engel and his wife are both active volunteers for JDRF, with Jennifer serving on the executive board as secretary and as advocacy team chair for the northeast Wisconsin chapter. Evan was selected as a delegate for the 2017 JDRF Children's Congress and went to Washington D.C., to advocate on Capitol Hill for strong funding for T1D research.

Community

Football Support

Veterans



## Pepper BURRUSS

Director of Sports Medicine Administration



One of the more visible people in the organization, Pepper Burruss embarks upon his 26th season with the Packers and his 42nd in the NFL overall, which is the second-longest tenure among NFL medical staff behind only Denver's Steve Antonopolos (43 years). Burruss, a certified athletic trainer and physical therapist, enters his fourth season as director of sports medicine administration after 22 years as the head athletic trainer. He joined Green Bay in 1993 following 16 seasons with the New York Jets as an assistant athletic trainer.

The 64-year-old Burruss was hired by the Jets in 1977 after receiving his B.S. degree in physical therapy from Northwestern University Medical School. One year earlier, he had graduated with honors from Purdue University, where he earned a B.A. in health and safety education. At Purdue, Burruss was fortunate to be a student trainer working under a legend in the field, the late William "Pinky" Newell.

Burruss has won several awards during his NFL tenure. Most recently, he earned the NFL Physicians Society's Outstanding NFL Athletic Trainer award for the 2012 season at the annual NFL Scouting Combine.

The Packers' athletic training staff was honored by its peers with the NFL Athletic Training Staff of the Year award in 2011. It was the second time Burruss had won the award; the first came as a member of the Jets' athletic training staff

in 1985. Burruss' Jets staff also was honored at the National Athletic Trainers Association (NATA) clinical symposium in 1994 by former Jets defensive lineman Dennis Byrd, who credited the team's emergency care as a contributing factor in his miraculous recovery from quadriplegia. Byrd had suffered a fractured neck after an on-field collision in a 1992 game against Kansas City at the Meadowlands.

For the previous eight years, Burruss was involved in multiple head, neck and spinal-care initiatives. From 2010-17, he was chosen by the NFL to represent the Professional Football Athletic Trainers Society (PFATS) on the league's Head, Neck and Spine Medical Committee, which led to his subsequent serving on both the Equipment Standards and Return to Play Criterion subcommittees.

Professionally, Burruss has served two terms on the executive committee of the PFATS, first as an AFC assistant athletic trainer representative, then as the NFC head athletic trainer representative.

A product of Wappingers Falls, N.Y., where he attended Ketcham High School, Burruss was inducted into the school's hall of fame in 2000, and in 2011, he was also inducted into the Wisconsin Athletic Trainers Association (WATA) Hall of Fame.

Born Thomas Pepper Burruss on April 15, 1954, in Beacon, N.Y., he is married to Nancy, with whom he has a son, Shane, 29, and a daughter, Christina, 24.

Also a medical practitioner, Nancy has her Ph.D. from Indiana University and is the dean of student services at Bellin College in Green Bay.


Draft & Free Agents

2017 Review

Records & History

Lambeau Field

Misc.



## Chris GIZZI

Strength and Conditioning Assistant

Hired February 7, 2014, Chris Gizzi begins his fifth season as a strength and conditioning assistant with the Packers. His primary duties include designing, organizing and implementing strength and conditioning programs as well as speed and agility sessions, and providing recovery strategies and workload-management guidance.

Prior to coming to Green Bay, Gizzi spent the 2013 season as an assistant football strength and conditioning coach for the University of North Carolina. Before joining the Tar Heels at the start of the college football season, Gizzi served as a strength and conditioning intern with the Packers during the 2013 offseason and training camp.

As a player, Gizzi entered the NFL as an undrafted free agent with the Denver Broncos in 1998. A 1997 graduate of the Air Force Academy, the linebacker participated in the Broncos' offseason activities in '98 and '99, but spent both seasons on the reserve/military list while honoring his commitment to the United States military.

Upon completing his military duty in 2000, Gizzi returned to the Broncos and played in all four preseason contests before he was released by the team in the final roster reduction. Gizzi was acquired by the Packers off waivers on the eve of the 2000 regular season and spent time on both the 53-man roster and the practice squad during his first season with the club. The first-year linebacker played in 11 games and ranked fifth on the club with eight special teams tackles.

Gizzi returned to the Packers in 2001 and played in 12 games, making the first and only start of his career in Week 3 at Carolina. Gizzi tallied four tackles (three solo) in the 28-7 win over the Panthers and finished the season with nine tackles (six solo), before he was placed on injured re-

serve in Week 15.

A two-year starter and three-time letterwinner (1994, 1996-97) at Air Force, Gizzi played in 38 games for the Falcons, finishing his career with 342 tackles (155 solo), including 26 for a loss, and 10 sacks. The standout defender earned back-to-back Western Athletic Conference Defensive Player of the Year awards in 1996-97, becoming only the second player in the Academy's history to do so.

The 43-year-old Gizzi holds a B.S. in psychology from Air Force and an M.S. in human performance and injury prevention from California University (Pa.). He is currently working on a doctorate degree through A.T. Still University. Gizzi is also certified as a Sports Performance Coach by USA Weightlifting, a Certified Strength and Conditioning Specialist by the National Strength and Conditioning Association and a Performance-Enhancement and Corrective-Exercise Specialist by the National Academy of Sports Medicine.

With a strong interest in entrepreneurship, Gizzi has embarked on a number of business ventures, each of which reflects his passion for health, conditioning and athlete performance. In 2004, Gizzi and his brother co-founded Zone-Ready, an online digital platform which serves as a surrogate training resource for athletic departments that do not have in-house strength and conditioning programs. Gizzi and his wife, Jennifer, opened their first juice and smoothie shop, Formula Fresh, in 2013. Currently, they have four locations along the Florida Panhandle that serve local residents and seasonal tourists. Their future plans are to franchise the Formula Fresh brand and distribute their cold-pressed juices and organic beverages across the country.

Gizzi was born March 8, 1975, in Cleveland, Ohio, and currently resides in Green Bay. He and Jennifer have two daughters, Alice, 7, and Abigail, 3, and two sons, A.J., 5, and Atticus, 1.



## Mike HALBACH

Director of Football Technology

Now entering his 15th season with the Packers, Mike Halbach begins his fourth season as the team's director of football technology after serving as manager of football technology in 2014.

He first joined the Packers as a video intern in 2004 before working as a video assistant from 2005-14.

In his current role, Halbach oversees the team's efforts in football analytics and the development and administration of football information systems, and guides technical decisions that impact football operations. He was instrumental in the Packers' transition from paper to digital playbooks and from standard- to high-definition video.

Halbach graduated summa cum laude from the University of Wisconsin-Green Bay in 2005 with a B.S. degree in communication processes with an emphasis in electronic media. He also earned a B.A. degree in communication and the arts with a minor in corporate communication.

A Wisconsin native, the 35-year-old Halbach grew up on a family dairy farm in Hilbert, Wis. He and his wife, Stephanie, have three sons and a daughter.







# Thadeus JACKSON

Strength and Conditioning Assistant



Hired in advance of the team's offseason training program in 2010 as strength and conditioning assistant, Thadeus Jackson enters his ninth season with the Packers. His primary duties include designing, organizing and executing strength and conditioning procedures, as well as assisting with practice and the defensive staff on gamedays.

Prior to coming to the Packers, Jackson spent 2009 as the head strength and conditioning coach at Hinds Community College (Raymond, Miss.), the same school where he started his career. He developed all of the strength and conditioning and speed programs for the football team, and also assisted with the on-field coaching of the wide receivers.

Jackson started his career in sports at Hinds as a student athletic trainer from 2000-01, working with the football, baseball, track and field, and basketball teams. He also assisted with the strength and conditioning program, specifically offseason workouts. During his first stint at Hinds, he worked with future Iowa quarterback and 2002 Heisman Trophy runner-up Brad Banks.

Following the completion of his associate's degree at Hinds, Jackson moved on to the University of Alabama, where he served as a student athletic trainer from 2002-05. In 2005, he was hired as a strength and conditioning assistant at Alabama, spending the majority of his time with the football program. During his time at the school, Jack-

son worked with numerous future NFL players, including DeMeco Ryans (Houston/Philadelphia) and former Packers safety Charlie Peprah, who currently works in the personnel department with the team.

While still working at Alabama, Jackson got his first NFL experience, serving as an athletic training intern for the New England Patriots during the team's 2003 training camp.

Jackson left Alabama in 2007 to serve as a manager and training coordinator at Young Champions Academy in Waco, Texas. He developed and coordinated programs designed to teach children basic coordination, movement and sports-specific skills. He also made staff schedules, gave tours and assisted in marketing and advertising for the academy.

The 38-year-old Jackson holds a B.S. in science from the University of Alabama and completed his M.S. in exercise science and performance enhancement from California University (Pa.). He is also certified as a sports performance coach by USA Weightlifting (Level 1 Sport Performance) and recently attained his NASM (National Academy of Sports Medicine) performance-enhancement specialist certification and The NASE Inc. (The National Association of Speed & Explosion Inc.) speed and explosive specialist certification.

Jackson attended New Hope High School in Columbus, Miss., starting three years and earning two letters as a defensive back. He was named team captain as a senior. Born Sept. 1, 1980, in Columbus, Miss., Jackson is single and resides in De Pere, Wis.



# Chris KIRBY

Video Director



Now in his 27th season overall with the Packers, Chris Kirby enters his fifth season as the team's video director.

Kirby joined the Packers as an intern in 1992 before being hired full time as a video assistant in January 1993. He served in that capacity until he was promoted to assistant video director in 2001.

In his current position, Kirby oversees the various department processes that provide coaches, scouts and players with the video tools necessary in talent acquisition, training, self-scout and opponent game planning. In addition, he also produces numerous motivational videos for the team.

Over the past two decades, Kirby successfully helped the Packers transition through three major format and software upgrades to NFL video – analog tape to digital tape, digital tape to non-linear SD, and network SD to full HD.

Today, the video department manages content on various video networks, allowing the players and coaches to watch film anywhere on their iPads, laptops and other mobile devices.

In addition to two decades of NFL games, Kirby also has shot numerous postseason games, including the 2001 Senior Bowl, the 2005 Cactus Bowl, the 2008, 2012, 2013 and 2016 Pro Bowls and Super Bowls XXXI and XLV.

Born June 8, 1965, at Tachikawa Air Base in Japan, Kirby earned a B.S. in communications (radio/television/film) from the University of Wisconsin Oshkosh. He and his wife, Beth, reside in De Pere with their three boys, Mason, Landon and Brennan.

FOOTBALL SUPPORT STAFF

Community

Football Support

Veterans

Draft & Free Agents

2017 Review

Records & History

Lambeau Field

Misc.



## Matt KLEIN

Director of Coaching Operations/Team Travel

Matt Klein begins his first season as the club's director of coaching operations/team travel. Entering his 20th season with the Green Bay Packers, he was named to the position by Head Coach Mike McCarthy in February 2018. Klein, 42, spent the past 12 seasons as the club's football administration coordinator.

Klein originally joined the Packers as administrative assistant/football in 1999, when he first worked with McCarthy, who was then serving as the team's quarterbacks coach.

He is responsible for coordinating all facets of the team's daily operations, including the coaching staff's schedule. Additionally, he serves as the coaching staff's liaison on all matters relating to the athletic training, equipment, communications and video and football technology departments. Klein is the point person in managing each Packers practice and team function, including offseason minicamps, organized team activities and training camp.



Klein's additional responsibilities include arranging team travel for every Packers home and away game as well as coordinating air and ground transportation and securing hotel accommodations for the team, coaching staff and all members of the traveling party.

In 2010, he served as part of a group of team staffers that helped plan the arrangements needed to move the organization's operations to North Texas for the week leading up to Super Bowl XLV.

Born Aug. 29, 1976, in Clintonville, Wis., Klein spent five seasons working with Barry Alvarez and the football staff at the University of Wisconsin. He contributed to a program that earned berths in four bowls, including a victory in the Rose Bowl after the '98 season. Klein left school early to accept a position with the Packers in 1999. He completed his coursework at the University of Wisconsin-Green Bay and earned his bachelor's degree in marketing, with a minor in economics.

Klein and his wife, Leah, live in Green Bay with their two sons, Nathan, 16, and Owen, 13.



## Adam KORZUN

Director of Performance Nutrition

Hired in July 2014 for this newly created role with the team, Adam Korzun enters his fifth season as the director of performance nutrition with the Packers. He oversees all aspects of player nutrition, hydration and supplementation.

The 37-year-old Korzun came to Green Bay after serving as the director of sports nutrition for the University of Oregon athletic department since August 2012, where he oversaw sports nutrition for all of the school's teams and athletes. Korzun was responsible for planning and creating an athlete training table operated independently by the athletic department. Under his direction, participation in the Ducks' training-table meals increased from three teams to 15 teams in just one year, and served more than 800 meals per day.

Early in his career, Korzun worked in different roles for Four Seasons Hotel-Boston (2000-02), Legal Seafoods (2001-07), Boston Medical Center (2004-06) and SNAP (Smart Nutrition Application and Practice) (2006-07).

In 2007, he started working as a sport dietitian for the United States Olympic Committee and implemented a performance-nutrition platform into training tables at several U.S. Olympic training centers. He also provided individual and team nutrition counseling and testing for athletes across all sporting disciplines while traveling domestically and internationally as part of the Olympic delegation.



In April 2009, he began focusing almost exclusively on the U.S. Ski and Snowboard Association, and in May 2010, he became the full-time high-performance dietitian for the association. During the 2010 Olympic Games in Vancouver, he developed and implemented the Vancouver Chef program, which trained and placed a personal chef for each of the ski and snowboard teams. He traveled with all of the association's teams throughout the year during training and competition as a sport dietitian and chef.

Korzun graduated summa cum laude from Johnson & Wales University (Providence, R.I.) with a bachelor of science in culinary nutrition and an A.A.S. in culinary arts in 2003, and he earned a master of science in nutrition, with a focus on exercise physiology, from Boston University in 2004. He is also a registered dietitian and is board-certified as a specialist in sports dietetics.

Korzun has been a consultant for Red Bull High Performance, the Cleveland Cavaliers and the Cleveland Indians at various points during his career.

Born March 18, 1981, in Mobile, Ala., Korzun currently resides in Green Bay.



## Grey RUEGAMER

Director of Player Engagement



playing three seasons (2003-05) with the Packers as an offensive lineman.

As the director of player engagement, Ruegamer is vital in maintaining locker-room cohesiveness and overall player health. He assists players in acclimating to their roles, both on and off the field and in the Green Bay community, and adapting to a new life in Green Bay.

Ruegamer also oversees the Packers' wide range of programs designed to meet the needs of players and their families in today's NFL. The department provides a framework of assistance within which players and their immediate family members can address the pressures created by daily life and complicated by the demands of playing professional football. The program is also set up to play players prepared for life after football, and helps players seek educational and vocational opportunities.

Ruegamer played 11 total seasons in the NFL on the offensive line, appearing in 124 games with 17 starts during the regular season and 12 contests with two starts in the


postseason. After originally being selected by the Miami Dolphins in the third round (No. 72 overall) of the 1999 NFL Draft, he spent three seasons with the New England Patriots (2000-02) before spending his three seasons in Green Bay and playing the final three seasons of his career with the N.Y. Giants (2006-09). Ruegamer was a member of two Super Bowl champion teams, the 2001 New England Patriots and the 2007 New York Giants.

Once his playing career wrapped up, Ruegamer spent three years (2009-10, 2013) as an assistant strength and conditioning coach at the University of Washington. He also earned his bachelor's degree from Arizona State in liberal studies as well as his master's degree in health and human performance from California University of Pennsylvania.

Prior to his current role, Ruegamer was a certified wellness coach and worked at The Summit Medical Fitness Center in Kalispell, Mont., from 2014-16.

A 1998 Walter Camp All-America honoree, first-team All-Pacific-10 selection and one of 12 finalists for the Lombardi Award, Ruegamer was a four-year starter at Arizona State (1995-98).

A native of Las Vegas, Ruegamer and his wife currently reside in Green Bay.



## Grant THORNE

Strength and Conditioning Assistant



Grant Thorne enters his sixth year with the Packers in 2018 and fourth as a strength and conditioning assistant. His primary duties include designing, organizing and administering strength and conditioning programs, as well as advising on training methods using the latest in sports technology and key performance indicators he observes during practice and competition. He spent 2013-14 as a strength and conditioning consultant with the Packers.

Prior to coming to Green Bay, the 32-year-old Thorne spent four years (2011-14) at Purdue University as a sports performance coach. While with the Boilermakers, he programmed several aspects of the strength, speed and agility training regimens for the football, track and field, and men's golf teams. He also served as an instructor for clinical students while working toward his master's degree in health and kinesiology sport performance, focusing on sports-science technology and methodology.

While earning a B.S. in science from Nicholls State University (2006-08), Thorne got his first coaching experience with the San Diego Chargers as a strength and conditioning summer intern in 2006.

Thorne's multidisciplinary professional knowledge has its roots in his background as a two-sport professional athlete. After a two-year collegiate football career at Nicholls State (2006-07), Thorne played wide receiver in the Arena Football League for the Los Angeles Avengers in 2008 before joining the Rugby Union's Sedgley Park Tigers as a winger later that year. In 2009, he participated in the USA Eagles National Rugby Team selection camp.

While playing for Sedgley Park in the United Kingdom,

Thorne served as an assistant performance coach for Everton Football Club of the English Premier League. In 2009, he returned to the United States to serve as a performance coach at Velocity Sports Performance in Manhattan Beach, Calif.

Thorne returned to the NFL in 2010 as a performance and monitoring assistant for the New York Jets. He set up and monitored performance-tracking devices, and created reports that advised coaches and strength staff on how to best optimize training methods for their athletes.

In 2011, Thorne gained his initial collegiate coaching experience at Stanford University, where he served as an assistant performance coach for the Cardinal football and rugby teams. During his time at the school, Thorne assisted with the daily operations of the offseason football training program, and a speed-training regimen for NFL hopefuls that helped several future NFL products, including Indianapolis Colts quarterback Andrew Luck.

Thorne's passion for athletic science led him to co-found TRIUN Human Performance in 2006 with his brother, Kyle, who is a professional strength and conditioning coach for the Canadian Football League's Ottawa Redblacks. The California-based organization helps educate, train and mentor individuals and organizations in the disciplines and benefits of human performance and healthy nutrition in order to develop good lifelong habits and build strong character. Grant and Kyle designed and hold the patent to the Accu-Roller, distributed by SKLZ. Thorne is also certified as a sport-performance and corrective-exercise specialist by the National Academy of Sport Medicine.

Thorne was born Dec. 30, 1985, in Tucson, Ariz. He and his wife, Courtney, reside in Green Bay with their daughter, Isla.





**Mike Agnew**  
Security Officer



**Dr. Robert Anderson**  
Associate Team Physician




**Sindi Anschutz**  
Guest Services Assistant -  
Atrium Concierge



**Kenny Ansel**  
Assistant Director of  
Information Technology




**Jennifer Ark**  
Director of  
Stadium Services




**Brandon Arndt**  
Shipping & Receiving  
Coordinator



**Matt Arvin**  
Game & Live Production  
Coordinator




**Michael Atkinson**  
Producer



**Casey Ausloos**  
Lambeau Field Events Outside  
Sales Account Executive



**Jill Austinson**  
Accounting Assistant



**Amy Baker**  
Lambeau Field Events  
Administrator




**Tom Bakken**  
Assistant Equipment  
Manager



**Bart Bartelme**  
Fields Assistant



**Mary Bartels**  
Executive Assistant of  
Finance



**Nick Beauchamp**  
Digital Sales Partnership  
Services Coordinator



**Ryan Blise**  
Fields Assistant



**Duke Bobber**  
Manager of Digital




**Cody Boeck**  
Manager of Retail Operations  
& Customer Service



**Andy Bomske**  
Assistant Retail  
Store Manager



**Rhonda Borowicz**  
Senior Legal Assistant



**Julie Broeckel**  
Corporate Giving  
Coordinator



**Ben Brossard**  
Senior Accountant



**Pam Burnett**  
Merchandise Manager



**Krista Bye-Nagel**  
Partnership Services  
Fulfillment Coordinator



**Philip Caldwell**  
Manager of Ticketing



**Bobbi Cameron**  
Business Services Analyst



**Jack Carney**  
Communications Intern



**Gavin Carrigan**  
Assistant Manager of Retail  
Distribution Center



**Cliff Christl**  
Team Historian



**Doug Collins**  
Director of Security/  
Risk Management



**Travis Conard**  
Computer Systems  
Administrator



**Andy Cornelissen**  
Data Warehouse Analyst



**Brian Cornelius**  
Atrium Operations Lead



**Jon Corpron**  
Journeyman Electrician



**Justin Crabb**  
Building Security Manager



**Keith Cronin**  
Manager of Guest Services



**Garrison Cummings**  
Business Intelligence  
Manager



**Ann Dabeck**  
Payroll Coordinator



**Chad Dalebroux**  
Titeltown Facilities  
Maintenance Assistant




**Justin Dantzman**  
HVAC Manager




**Craig Decker**  
Corporate Sales Executive




**Eric DeMars**  
Facilities Assistant



**Chelsea Demro**  
Human Resources  
Coordinator



**Andrew DePietropaolo**  
Assistant Athletic Trainer




**Scott Dettmann**  
Manager of Outside Sales  
- Lambeau Field Events



**Derek Dimmer**  
Retail Store Manager



**Cathy Dworak**  
Director of Community Out-  
reach & Player/Alumni Relations



**Dr. James Ebben**  
Medical Consultant



**Todd Edlebeck**  
Facilities Manager



**Bobbi Jo Eisenreich**  
Manager of Corporate &  
Foundation Giving



**Ted Eisenreich**  
Director of Facility  
Operations




**Tom Fanning**  
Communications Manager



**Ryan Feder**  
Football Technology  
Analyst



**Joe Felhofer**  
Titeltown Facilities  
Maintenance Assistant



**Ryan Fencil**  
Football Outreach  
Specialist



**Kurt Fielding**  
Assistant Athletic Trainer



**Tony Fisher**  
Player/Alumni Specialist



**Chris Gaines**  
Football Technology  
Assistant



**Tyler Gajewski**  
Videographer/Editor



**Nick Goddard**  
Video Assistant



**Kandi Goltz**  
Manager of Game  
Presentation & Live Events




**Dr. John Gray**  
Associate Team Physician




**Shea Greil**  
Senior Partnership  
Services Coordinator



**Brad "Gus" Gustafson**  
Manager of Atrium  
Operations



**Matt Haberkamp**  
Digital UX Coordinator



**Griffin Haddad**  
Intern Athletic Trainer




**Scott Hansen**  
Security Officer



**Jerry Hanson**  
Staff Counsel



**Aaron Hart**  
Manager of Corporate  
Sales - Milwaukee Office



**Ryan Hartwig**  
Manager of Social Media






**Kelly Heim**  
Executive Assistant to  
the General Manager



**Haylee Helmle**  
Fan Engagement Specialist



**Brent Hensel**  
Hall of Fame Curator




**Katie Hermesen**  
Public Affairs Coordinator



**Tim Hodek**  
Assistant Retail  
Store Manager




**Wes Hodkiewicz**  
Staff Writer



**Adam Hoebelheinrich**  
Senior Editor/  
Associate Producer




**Wendy Jansen**  
Manager of Lambeau  
Field Events



**Mike Jelenic**  
Senior Computer Systems  
Administrator



**Allen Johnson**  
Fields Manager



**LaFawn Joslin**  
Guest Services Assistant -  
Switchboard



**Ken Kirkpatrick**  
Security Officer



**Robert Konitzer**  
Client Support Specialist




**Dana Kressig**  
Corporate Sales Executive  
- Digital Sales




**Jackie Krutz**  
Manager of Titletown  
Residential & Programs




**Becky Lamal**  
Help Desk/  
Administrative Assistant




**Anne Larson**  
Facilities Office Manager



**Elizabeth Lasee**  
Graphic Artist



**Marc Leisgang**  
Hall of Fame & Stadium Tour  
Operations Coordinator




**Anthony Lensmire**  
Titletown Facilities  
Maintenance Assistant




**Julie Leung**  
Executive Assistant of  
Sales and Marketing



**Connor Lewis**  
Football Technology  
Analyst



**Molly Linnane**  
Premium Seating  
Coordinator



**Nate LoCascio**  
Communications  
Coordinator



**Darren Lohr**  
Assistant Retail  
Store Manager




**Patrick Luce**  
Retail Buyer



**Bill Luebker**  
Manager of  
Creative Design



**Doug Maes**  
Security Officer



**Ryan Maes**  
Client Support Specialist



**Joan Malcheski**  
Director of Brand  
& Marketing



**Melissa Malfruid**  
Human Resources Manager



**Christi Marcks**  
Administrative Assistant  
of Facilities



**Melanie Marohl**  
Manager of Football Admin-  
istration/Player Finance



**Larry McCarren**  
Sports Analyst



**Jason McDonough**  
Director of Ticketing and  
Premium Seating





**Dr. Patrick McKenzie**  
Team Physician



**Marissa Meli**  
Corporate Transactions  
Counsel



**Mark Merkey**  
Assistant Manager of Retail  
Distribution Center




**Bill Miller**  
Plumber/Beverage  
Systems Technician



**Charlie Millerwise**  
Director of Development  
and Hospitality



**Carl Moll**  
Broadcast Sales &  
Operations Specialist



**Daniel Moss**  
Manager of  
Premium Seating



**Jesse Motto**  
Security Officer



**Mike Moynihan**  
Assistant Director of  
Facility Operations



**Andy Muckerheide**  
Assistant Video Director



**Jon Murphy**  
Corporate Sales Executive



**Scott Murphy**  
Accounting Manager



**Bryan Nehring**  
Assistant Equipment  
Manager



**Kevin Nelson**  
Equipment Assistant



**Hillary Nick**  
Hall of Fame and Stadium  
Tour Sales Executive



**Kyle Nooker**  
Titletown Facilities  
Manager



**Craig Nooyen**  
Sr. HVAC Technician



**Lisa Nortman**  
Senior Partnership  
Coordinator



**Linda Nuthals**  
Manager of  
Corporate Travel



**Brian O'Connell**  
Digital Analyst



**Tim Odea**  
Equipment Assistant



**Reece Oliver**  
Premium Seating  
Sales Executive



**Theresa Pagel**  
Retail Buying/  
Ecommerce Assistant




**Derek Paris**  
Fields Assistant



**Wendy Pasowicz**  
Accounts Payable Assistant



**Judy Pedersen**  
Assistant Manager of Retail  
Distribution Center



**Jennifer Pertzborn**  
Retail Buyer




**Scott Peters**  
Assistant Director  
of Security




**Andrew Podlasik**  
Staff Accountant



**Cassandra Polansky**  
Senior Premium  
Seating Coordinator



**Aaron Popkey**  
Director of Public Affairs



**Peggy Prebelski**  
Director of Retail  
Operations



**Jack Prominski**  
Football Technology  
Analyst



**Sarah Quick**  
Assistant Director of  
Communications



**Kade Rannings**  
Football Administrator




**Joe Ranthum**  
Horticulture Technician




**Bill Rasmussen**  
Facilities Manager



**Michelle Ratchman**  
Partnership Services Coordinator – Milwaukee Office



**Joe Reuter**  
Information Technology Systems Analyst



**Jennie Robertson**  
Ecommerce Manager




**Bill Roubal**  
Electrical Manager



**Sandy Roubal**  
Corporate Giving Coordinator



**Justin Ruckel**  
Network Engineer



**Tessa Ruid**  
Email & Fan Acquisition Coordinator




**Paul Schmit**  
Security Officer




**Ginny Schram**  
Guest Services Assistant - Reception



**Carla Schrank**  
Accounting Manager



**Tammi Schroeder**  
Partnership Services Coordinator



**Tim Schroeder**  
Manager of Retail Distribution Center



**Sherry Schuldes**  
Manager of Family Programs



**Jon Schweitzer**  
Manager of Broadcast Sales



**Patricia Scott**  
Executive Assistant to the President



**Joe Setzkorn**  
Atrium Operations Lead



**Kregg Shilbauer**  
Director of Digital, Broadcast & Game Presentation



**Evan Siegle**  
Team Photographer



**Dan Skaleski**  
Atrium Operations Lead



**Bob Slaby**  
Security Officer



**Tony Smith**  
Security Compliance Analyst



**Mike Spofford**  
Senior Writer



**Craig Stevens**  
Security Officer



**Joe Stewart**  
Security Officer



**Ken Sulewski**  
HVAC Technician



**Laurie Taicher**  
Security/Risk Management Assistant



**Autumn Thomas-Beenenga**  
Pro Personnel Coordinator



**Scott Thompson**  
Business Information Analyst




**Ryan Thurk**  
Staff Accountant




**Dave Tilot**  
Facilities Supervisor



**Israel Torres**  
Atrium Operations Lead



**Lisa Treichel**  
Assistant Retail Store Manager



**Julie Van Asten**  
Accounts Payable Assistant

Community

Front Office

Veterans

Draft &amp; Free Agents

2017 Review

Records &amp; History

Lambeau Field


Misc.



**Mike Vandersnick**  
Videographer



**Dale Vannieuwenhoven**  
Janitorial Coordinator



**Troy VanWychen**  
Information Technology  
Support Specialist



**Amy Vigue**  
Ecommerce Marketing  
Specialist



**Randy Vogel**  
Security Officer



**Lisa Waeghe**  
Executive Assistant to  
the Head Coach



**Christine Wahlen**  
Ticket Office Coordinator



**Chad Watson**  
Director of Sales &  
Business Development



**Clyde Watson**  
HVAC Technician



**Chase Webb**  
Intern Athletic Trainer




**Sara Webb**  
Manager of  
Partnership Services



**Nate Weir**  
Coordinator of  
Rehabilitation



**Andrew Wellens**  
Building Security  
Supervisor



**Corey Wentland**  
Facilities Supervisor



**Amanda Wery**  
Community Outreach  
Senior Coordinator



**Tom Whitman**  
Atrium Operations Lead



**Wayne Wichlacz**  
Director of Information  
Technology




**Justin Wolf**  
Manager of  
Corporate Sales



**Jamie Woodbeck**  
Security Officer



**Omar Young**  
Coaching Administrator



**Peter Yurek**  
Security Officer



**Krissy Zegers**  
Manager of Hall of Fame  
and Stadium Tours



**Sue Zernicke**  
Ticket Office Coordinator



**Jenny Zuege**  
Lambeau Field  
Events Specialist

### DRAFT-ORDER TIES

Draft-order ties are resolved by the cumulative record of each team's opponents. The team with the weaker opponents receives drafting priority. Within a tied segment, non-playoff clubs are given priority over playoff clubs. For the teams that do make the postseason, there is a reseeding based on how far they go in the playoffs. The losers of the wild-card contests are seeded 21-24 based on their records. The losers of the divisional games are slotted 25-28, and teams losing in the conference championship games are picks No. 29 and No. 30. The Super Bowl loser picks 31st, with the Super Bowl winner picking last at No. 32.





**VETERANS**

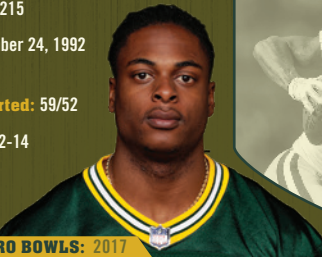
Ht: 6-1 Wt: 215

Born: December 24, 1992

NFL Games

Played/Started: 59/52

Acquired: D2-14



# Davante ADAMS

Wide Receiver  
Fresno State

# 17

Fifth NFL Season | Fifth Packers Season



PRO BOWLS: 2017



## PRO HIGHLIGHTS:

- Has 22 receiving touchdowns since 2016, No. 1 in the league over that span. Has caught at least one TD pass in 17 games since '16, No. 1 in the NFL over that span.
- Was the only player in the NFL with 70-plus receptions and 10-plus TD catches in both of the last two seasons (2016-17).
- Posted 237 catches from 2014-17, the fourth most in franchise history by a player in his first four NFL seasons behind WRs Sterling Sharpe (281), Greg Jennings (246) and James Lofton (242).
- Led the team with 74 catches for a team-high 885 yards (12.0 avg.) and 10 TDs in 2017. Was tied for No. 2 in the NFL in TD receptions and was named to his first career Pro Bowl (injury replacement for Falcons WR Julio Jones).
- Became the first player in franchise history to catch a TD pass in eight consecutive regular-season road games (2016-17), topping the previous mark of seven by WR Donald Driver (2006-07), and became the first NFL player to do so since Patriots WR Randy Moss (eight games, 2007).
- Registered a TD catch in seven road games in 2017, joining Driver (2006) as the only players in franchise history to accomplish that feat.
- Posted career highs for receptions (75), receiving yards (997) and receiving TDs (12) in 2016, finishing tied for No. 2 in the NFL in TD catches behind teammate Jordy Nelson (14).
- Registered at least one TD catch in nine games in '16, tied for No. 2 in the league behind Nelson (11), and recorded a career-high four 100-yard receiving games and a career-best 10 catches of 25-plus yards.
- Had 13 catches in Week 7 vs. Chicago and 12 receptions in Week 8 at Atlanta in 2016, becoming the first player in franchise history to register 12-plus catches in back-to-back games.
- Holds two of the top six single-game catch totals in franchise history, joining WR Don Hutson as the only players in team annals to do so.
- Joined Nelson to become only the second teammate duo in team history (Nelson and WR Randall Cobb in 2014) with 12-plus TD catches each in the same season.
- Caught 50 passes for 483 yards (9.7 avg.) and a TD in 2015 despite missing three games due to an ankle injury.
- Played in all 16 games with 11 starts as a rookie in 2014, hauling in 38 receptions for 446 yards (11.7 avg.) and three TDs. Also started both playoff contests and caught eight passes for 124 yards (15.5 avg.) and a TD.
- Registered 121 receiving yards in the Week 13 win vs. New England in '14, the most by a Green Bay rookie since Sharpe's 124-yard effort vs. Detroit on Nov. 20, 1988.
- Set franchise postseason single-game records for the most catches and receiving yards by a rookie when he posted seven grabs for 117 yards (16.7 avg.) and a TD in the 2014 NFC Divisional playoff victory vs. Dallas.
- Drafted by the Packers with the No. 53 overall selection

## AT A GLANCE ...

- Led the team with 74 catches for a team-high 885 yards (12.0 avg.) and 10 touchdowns in 2017. Was tied for No. 2 in the NFL in TD receptions and was named to his first career Pro Bowl (injury replacement for Falcons WR Julio Jones).
- Has 22 receiving TDs since 2016, No. 1 in the league over that span. Has caught at least one TD pass in 17 games since '16, No. 1 in the NFL over that span.
- Was the only player in the NFL with 70-plus receptions and 10-plus TD catches in both of the last two seasons (2016-17).
- Posted 237 catches from 2014-17, the fourth most in franchise history by a player in his first four NFL seasons behind WRs Sterling Sharpe (281), Greg Jennings (246) and James Lofton (242).
- Recorded career highs for receptions (75), receiving yards (997) and receiving TDs (12) in 2016, finishing tied for No. 2 in the NFL in TD catches behind teammate Jordy Nelson (14).
- Had 13 catches in Week 7 vs. Chicago and 12 receptions in Week 8 at Atlanta in 2016, becoming the first player in team history to register 12-plus catches in back-to-back games.
- Set franchise postseason single-game records for the most catches and receiving yards by a rookie when he posted seven grabs for 117 yards (16.7 avg.) and a TD in the 2014 NFC Divisional playoff victory vs. Dallas.
- Led the nation in receptions (131) while ranking second in the country in receiving yards (1,718) and receiving yards per game (13.2) as a sophomore at Fresno State in 2013. Set career records for receptions (233) and TD catches (38), despite playing just two seasons for the Bulldogs.

in the second round of the 2014 NFL Draft, joining Henry Ellard (L.A. Rams, second round, 1983) as the only Fresno State wide receivers to be picked in the first two rounds of the draft.

**2017 SEASON:** Started all 14 games he played in and led the team with 74 catches for a team-high 885 yards (12.0 avg.) and 10 TDs...Was tied for No. 2 in the league in TD catches and tied for No. 4 in the NFL in red-zone TD catches with seven...Posted seven-plus receptions five times on the season, a team high and a career best...Was selected to his first career Pro Bowl, having initially been named an alternate before being selected as an injury replacement for Jones...**At Atlanta (Sept. 17):** Paced the team with eight catches for a team-high 99 yards (12.4 avg.) and a TD, with five of his receptions going for first downs. Early in the fourth quarter, beat CB Robert Alford down the left sideline for a 33-yard TD grab on fourth-and-7, clipping the pylon with his left foot as he kept both feet in bounds for the score...**At Dallas (Oct. 8):** Led the team with seven receptions for 66 yards (9.4 avg.) and two TDs. Matched his career high with the two TD catches, his fourth game with two receiving TDs since 2016. On Green Bay's opening drive, beat CB Anthony Brown with an inside fake before taking him up top to make a 10-yard TD grab in the corner of the end zone. Capped the final drive off with a game-winning 12-yard TD grab over CB Jourdan Lewis on a back-shoulder throw from QB Aaron Rodgers with 11 seconds remaining...**At Minnesota (Oct. 15):** Posted five receptions for 54 yards (10.8 avg.) and a TD,

Community  
Admin & Coaches  
D. Adams  
Draft & Free Agents  
2017 Review  
Records & History  
Lambeau Field  
Misc.




the first time in his career that he had caught a TD pass in three straight games. Early in the second quarter, made an inside move on LB Eric Kendricks and then found an opening behind LB Anthony Barr, getting open at the Minnesota 5 as QB Brett Hundley stepped up in the pocket to find him for the 14-yard TD, the first TD pass of Hundley's career... **At Chicago (Nov. 12):** Paced the team with 90 receiving yards and a TD on five receptions (18.0 avg.). With Green Bay holding a 16-13 lead midway through the fourth quarter, made a back-shoulder catch in the front of the end zone near the pylon for a 19-yard TD with CB Kyle Fuller covering him. After Chicago kicked a field goal to make it a one-score game, beat Fuller deep down the sideline to make a one-handed catch on a third-and-10 at the Chicago 23 for a 42-yard gain with just over two minutes remaining... **Vs. Baltimore (Nov. 19):** Led the team with a season-high 126 yards on eight receptions (15.8 avg.), with six of his catches picking up first downs, the second-best single-game total of his career behind only eight first downs vs. Chicago in Week 7 in 2016... **At Pittsburgh (Nov. 26):** Recorded a team-high five receptions for 82 yards (16.4 avg.) and a TD. On the opening drive of the second half, ran a stutter-and-go route to beat CB Coty Sensabaugh down the sideline before eluding a tackle attempt in the middle of the field from S Mike Mitchell on his way to the end zone for a 55-yard TD... **At Cleveland (Dec. 10):** Led the team with a season-high 10 receptions for 84 yards (8.4 avg.) and two TDs. All of his receptions came in the second half/OT, the most by an NFL player in the second half of a game in 2017 and the most by a Packer since STATS began recording it in 1991. It was his fourth career game with 10-plus catches, tied with Hutson for the third most in team history behind only Sharpe and Donald Driver (seven each). It also marked his third consecutive season with at least one 10-catch game, one of only eight WRs in the league to do so from 2015-17. With the Packers trailing, 21-14, with 17 seconds remaining, made a back-shoulder 1-yard TD catch from Hundley against CB Jason McCourty to send the game into overtime. On Green Bay's first possession in OT, made a catch over the middle on third-and-6, spinning

away from Cleveland defenders to take it in for the 25-yard TD as the Packers won back-to-back OT games for the first time in team history... **At Carolina (Dec. 17):** Started, but was limited to just 27 snaps after leaving the game in the third quarter due to a concussion sustained on an illegal blindside block by Panthers LB Thomas Davis. Prior to the injury, caught five passes for 57 yards (11.4 avg.), including a 13-yard TD reception from Rodgers on the final play of the first quarter. Became the first player in franchise history to catch a TD pass in eight consecutive regular-season road games, topping the previous mark of seven by Driver (2006-07), and became the first NFL player to do so since Moss (eight games, 2007).

**2016:** Played in all 16 games with a career-high 15 starts and posted career bests with 75 catches for 997 yards (13.3 avg.) and 12 TDs... Was named an alternate for the Pro Bowl... Was tied for No. 2 in the NFL in TD catches and joined Nelson (14) to become only the second teammate duo in franchise history with 12-plus TD catches each in the same season (Nelson and Cobb, 2014)... Recorded at least one TD grab in nine games on the season, tied for No. 2 in the NFL behind Nelson (11)... Registered a career-high four 100-yard receiving games and a career-best 10 catches of 25-plus yards (tied for team lead with Nelson)... Was tied for the league lead with three multi-receiving-TD games... Posted two games with both 100-plus receiving yards and two TD catches, tied with Nelson, Buccaneers WR Mike Evans and Saints WR Brandin Cooks for the league lead... Registered nine TD receptions in Weeks 9-17, tied with Nelson for the NFL lead over that span... Started all three postseason games and finished third on the team with 16 receptions for 217 yards (13.6 avg.) and two TDs... **Vs. Chicago (Oct. 20):** Posted a career-high 13 catches for 132 yards (10.2 avg.) and two TDs (also a career best), with his catch total tying the second-best mark in franchise history behind only Hutson's 14-catch game at the N.Y. Giants on Nov. 22, 1942. Set a team record for the most catches in a game at Lambeau Field. Along with Cobb (11) and WR Ty Montgomery (10), became only the

## MORE ABOUT THE FROZEN TUNDRA

- After normal wear and tear in the time since the playing surface received a makeover in 2007, the Lambeau Field playing surface underwent an offseason facelift prior to the 2018 season that brought an updated technology to the hallowed ground. After 11 seasons of use, the synthetic fibers used to stabilize the sand-based root zone in Lambeau Field had begun to show some wear, and thus prompted the organization to renovate the field prior to the 2018 season.
- In a project that took several months to complete, SISGrass fibers were injected seven inches deep into a 10-inch sand root zone. The type of fiber utilized this time is a polyethylene fiber as opposed to the polypropylene fibers that were previously used. Other improvements include lowering the sand root-zone depth by two inches, from 12 to 10, which brings the heat system tubing slightly closer to the surface to help maximize efficiency and effectiveness. Irrigation plumbing was also redesigned to double the amount of zones for more accurate control of the system.
- The system's main advantage is attributed to a fast-draining, sand-based soil. Approximately 20 million individual stitches that extend above the surface one inch and protrude downward seven inches help stabilize the sand-based root zone when the grass canopy wears thin after Wisconsin's growing season makes it difficult to regenerate the natural grass. The combination of sand, grass and fiber creates an even and safe playing surface that eliminates large chunks of sod from being torn loose, which creates an uneven and unstable playing field. The system also eliminates the need to re-sod worn areas during the season.
- The drainage system installed during the last upgrade between the 2006 and 2007 seasons is still performing well and will remain. A slight crown of .6 percent will continue to exist to assist water and snow runoff when the field is covered with a tarp.



- The concrete apron surrounding the field was recoated with the same rubberized, non-skid material that was previously used. The rubberized path exists for equipment use, including the heavy equipment used for snow-removal operations, but also allows the players a non-skid surface when doing the Lambeau Leap.
- The Packers are the only NFL team to use the system in its stadium and also utilize the technology on its outdoor practice fields. According to Packers fields manager Allen Johnson, the system is popular in many European soccer stadiums, including the stadiums that the NFL plays in during its International Series in England.



second trio in NFL history to all record 10-plus catches in the same game. Was named NFC Offensive Player of the Week for his performance, his first time winning the award, as he joined Jennings as the only Green Bay WRs to earn the honor over the past 15 seasons... **At Atlanta (Oct. 30):** Led the team with 12 catches for 74 yards (6.2 avg.) to become the first player in team history to register 12-plus receptions in back-to-back games. His 25 receptions in Weeks 7-8 set a franchise record for the most combined catches over a two-game span. Holds two of the top six single-game catch totals in franchise history, joining Hutson as the only players in team annals to do so... **At Tennessee (Nov. 13):** Registered a career-high 156 yards receiving on six catches (26.0 avg.), which marked the highest receiving-yardage total by a Green Bay player since Nelson recorded 209 yards vs. the N.Y. Jets on Sept. 14, 2014. Had three receptions of 35-plus yards (46, 38, 35), becoming the first Packer to do so since STATS began charting catches of 25-plus yards in 1991... **At Philadelphia (Nov. 28):** Led the team with 113 receiving yards and two TDs on five receptions (22.6 avg.), his third 100-yard receiving outing in a six-game span. The two TD catches matched his career high. On Green Bay's opening drive, beat CB Leodis McKelvin on a slant and then broke a tackle attempt by S Rodney McLeod near the goal line for a 7-yard TD grab. Scored again on the Packers' next series, sliding in the back of the end zone to make a diving 20-yard TD catch with CB Nolan Carroll in tight coverage... **Vs. Seattle (Dec. 11):** Paced the team with 104 receiving yards and a TD on four catches (26.0 avg.). It marked his second game of the season with four-plus receptions and a 25-plus-yard receiving average as he became one of only two players in the NFL to do so on the season (Patriots WR Chris Hogan). On Green Bay's third play from scrimmage, a third-and-1 from its own 34, ran an out-and-up and beat CB Jeremy Lane down the sideline, hauling in the pass from Rodgers near the Seattle 35 and taking it the rest of the way for the 66-yard score, the longest catch of his career and the longest play for the Packers on the season... **Vs. N.Y. Giants (NFC Wild Card, Jan. 8):** Posted a team-leading eight catches for 125 yards (15.6 avg.) and a TD, with both the reception and yardage totals marking career highs for him in the playoffs. His eight catches tied the fourth-best single-game mark in team playoff history behind three players with nine. With the Packers trailing, 6-0, late in the first half, beat CB Eli Apple down the right sideline for a 31-yard catch down to the New York 7. Two plays later, made a 5-yard TD catch with CB Coty Sensabaugh covering him closely in the end zone, freeing himself to find a small window to make the catch from a scrambling Rodgers.

**2015:** Played in 13 games with 12 starts and registered 50 receptions for 483 yards (9.7 avg.) and a TD... Was inactive for three games (Weeks 4-6) and missed portions of two others due to an ankle injury... Played in and started one playoff game, catching four passes for 48 yards (12.0 avg.) and a TD... Was sidelined for the NFC Divisional contest at Arizona due to a knee injury... **At Chicago (Sept. 13):** Led the team with 59 receiving yards on four catches (14.8 avg.), highlighted by his 25-yard sideline grab early in the third quarter down to the Chicago 6 that set up Rodgers' 1-yard TD pass to WR James Jones two plays later. With 34 seconds remaining in the game and the Packers leading, 31-23, fielded K Robbie Gould's onside kick at the Chicago 46 to seal the win... **Vs. Kansas City (Sept. 28):** Was limited to just three snaps after reaggravating an ankle injury he sustained the previous week vs. Seattle, an injury that would sideline him for the next three games (Weeks 4-6)... **At Carolina (Nov. 8):** Posted a team-leading seven catches for a season-high 93 yards (13.3 avg.), including a 40-yard catch down to the Carolina 9 on the final


play of the first half as time expired, his longest catch of the season. Recorded the first two-point conversion of his career, making the catch in the fourth quarter with CB Charles Tillman blanketing him in coverage... **Vs. Detroit (Nov. 15):** Led the team with a season-best 10 receptions for 79 yards (7.9 avg.), the most catches in a game by a Packer on the season... **At Detroit (Dec. 3):** Caught four passes for 21 yards (5.3 avg.), highlighted by his first TD catch of the season, an 8-yarder in the back of the end zone that cut Detroit's lead to 20-14... **At Washington (NFC Wild Card, Jan. 10):** Posted four catches for 48 yards (12.0 avg.) and a TD. Sustained a knee injury on a 9-yard grab early in the third quarter, one that would sideline him for the remainder of the game and the following week at Arizona in an NFC Divisional contest.

**2014:** Appeared in all 16 games with 11 starts as a rookie and had 38 catches for 446 yards (11.7 avg.) and three TDs... Posted five-plus receptions in four games and 75-plus yards in three contests... Also started both playoff games and recorded eight catches for 124 yards (15.5 avg.) and a TD... **At Seattle (Sept. 4):** Made his NFL debut, appearing on nine offensive snaps and nine plays on special teams... **Vs. N.Y. Jets (Sept. 14):** Registered the first catches of his pro career with five grabs for 50 yards (10.0 avg.). Late in the first half, caught a 24-yard pass down to the New York 6 to convert a third-and-10, helping to set up a 6-yard TD catch by Cobb two plays later... **Vs. Minnesota (Oct. 2):** Made his first NFL start as the Packers opened up with three WRs. Scored his first career TD, beating CB Josh Robinson on a slant on third down as Rodgers found him over the middle for an 11-yard score to put Green Bay up, 28-0, with just under five minutes remaining in the first half... **Vs. Miami (Oct. 12):** Started for the second straight week with the Packers opening with three WRs, and posted six receptions for 77 yards (12.8 avg.), with five of the catches going for first downs. Had a hand in one of the most memorable plays of the season on the Packers' game-winning TD drive. With the clock ticking down, caught a quick pass off the line from Rodgers after the QB did a fake spike with 12 seconds remaining, then made a move on CB Cortland Finnegan on the sideline to pick up 12 yards down to the Miami 4 with six seconds remaining. His catch set up Rodgers' game-winning 4-yard TD pass to TE Andrew Quarless on the next play... **At New Orleans (Oct. 26):** Posted a season-high seven receptions for 75 yards (10.7 avg.), with four of the catches going for first downs... **Vs. New England (Nov. 30):** Finished with a season-high 121 yards receiving on six catches (20.2 avg.), the best receiving-yardage total by a Green Bay rookie since Sharpe's 124-yard outing vs. Detroit on Nov. 20, 1988. Made a career-long 45-yard grab near the end of the first quarter on third-and-2. On the play, used an out-and-up move on CB Logan Ryan and then caught a perfectly thrown pass from Rodgers down the sideline for the big gain... **Vs. Dallas (NFC Divisional, Jan. 11):** Led the offense with 117 receiving yards and a TD on seven catches (16.7 avg.), with both his yardage and reception totals setting franchise playoff records by a rookie. Had five receptions for 111 yards (22.2 avg.) in the second half, highlighted by his 46-yard TD grab late in the third quarter that narrowed the Cowboys' lead to 21-20. On the play, caught Rodgers' pass over the middle at the Green Bay 30 with CB Sterling Moore covering him before making a move on S J.J. Wilcox near the 20-yard line and taking it down the sideline for the score. On the game-clinching drive, extended his arms to make a catch on third-and-3 with Moore in tight coverage, tossing the CB aside as he took it down the sideline for a 26-yard pickup... **2014 Draft:** Selected by the Packers in the second round with the No. 53 overall choice, the ninth WR picked overall in the draft.

**COLLEGE:** Started all 26 games he appeared in for the Bulldogs and caught 233 passes for 3,030 yards (13.0 avg.) and 38 TDs...Set school career records for receptions and TD catches, despite playing just two seasons for the Bulldogs...Caught at least one TD pass in 22 of 26 games, highlighted by a streak of 11 straight games with a TD grab (school and Mountain West records)...Posted 13 games with 100-plus receiving yards during his career, a school record...Majored in communications...**Sophomore season (2013):** Started all 13 games and caught 131 passes for 1,718 yards (13.1 avg.) and 24 TDs...Led the nation in receptions and receptions per game (10.1), while ranking second in the country in receiving yards per game (132.2)...Set a Mountain West Conference record with his 24 TD grabs, eight more than any player in the country in 2013, and the total ranks No. 4 in single-season FBS history...His 1,718 receiving yards set a school record and ranked No. 2 in the country in "13 behind only Oregon State's Cooks (1,730)...Posted three 200-yard receiving games, becoming just the third player this century to do so...Recorded three games with 200-plus receiving yards and four TDs, becoming just the second player to do so this century...Posted six double-digit reception games, the most in the nation...Registered seven 100-yard receiving games...Earned first-team All-Mountain West honors for the second straight season...Won the Paul Warfield Award, which is presented to the nation's best receiver by the Touchdown Club of Columbus...Caught 14 passes for 148 yards (10.6 avg.) and two TDs in the season-opening 52-51 overtime win vs. Rutgers (Aug. 29)...Combined with his three 100-yard receiving games to end the 2012 season, tied a school record with his fourth consecutive 100-yard receiving game...Hauled in 12 passes for 110 yards (9.2 avg.) and a score vs. Boise State (Sept. 20), giving him a streak of 11 consecutive games with at least one TD grab dating back to 2012, a school and Mountain West Conference record...Caught a career-high 16 passes for 185 yards (11.6 avg.) and three TDs at Idaho (Oct. 5), earning Mountain West Offensive Player of the Week honors for his performance...Earned Mountain West Offensive Player of the Week recognition for the second straight game after tying a school and conference record with four TD catches vs. UNLV (Oct. 19)...Also posted his first career 200-yard game, hauling in eight passes for 221 yards (27.6 avg.)...Once again tied the school and conference record with four TD catches as part of a nine-catch, 246-yard (27.3 avg.) performance vs. New Mexico (Nov. 23)...Registered a career-high 264 receiving yards on 13 catches (20.3 avg.) along with three TDs at San Jose State (Nov. 29)...**Red-shirt freshman season (2012):** Led the Mountain West in every receiving category, catching 102 passes for 1,312

yards (12.9 avg.) and 14 TDs...All three of the totals were school and conference records by a freshman and led all FBS freshmen in 2012...Ranked eighth in the FBS in total receptions, ninth in receptions per game (7.85) and receiving yards, and 10th in receiving yards per game (100.9)...Became the first receiver in school history to have three games with 10-plus receptions in a single season...Had six 100-yard receiving games and four games with two TD catches...Was a unanimous first-team All-Mountain West selection, becoming the first freshman and the second WR in conference history to be a unanimous first-team choice...Was named the 2012 Mountain West Conference Freshman of the Year, becoming just the third player in school history to earn the honor...Named a Freshman All-American by CBSSports.com, *Phil Steele's College Football* and *Sporting News*...Named a fourth-team All-American by *Phil Steele's College Football* and an honorable mention All-American by *Sports Illustrated*...Was a nominee for the College Football Performance Awards National Freshman Performer of the Year Award and was added to the mid-season watch list for the Biletnikoff Award...Caught seven passes for 118 yards (16.9 avg.) and two TDs in the season opener vs. Weber State (Sept. 1), becoming the first Bulldog freshman in school history to have a 100-yard receiving day in his first career game...Posted a season-high 198 receiving yards and two TDs on nine catches (22.0 avg.) at New Mexico (Oct. 27), including an 89-yard TD pass in the third quarter, which was tied for the sixth-longest grab in the FBS in 2012...Set a new Mountain West single-game record for the most receptions by a freshman with a season-high 13 catches for 144 yards (11.1 avg.) and a TD vs. Southern Methodist in the Sheraton Hawai'i Bowl (Dec. 24).

**PERSONAL:** Given name Davante Lavell Adams...Born in Redwood City, Calif. ...Married, wife's name is Devanne...**High school:** Playing both sides of the ball, he helped lead Palo Alto (Calif.) High School to a CIF state championship as a senior in 2010...Caught 63 passes for 1,094 yards (17.4 avg.) and 11 TDs in his final season...Added 44 tackles, including two for a loss, two forced fumbles, an interception and four passes defended at CB...As a junior, caught 29 passes for 484 yards (16.7 avg.) and seven TDs...Also lettered all four years in basketball, averaging 20.0 points, 5.8 rebounds and 5.4 assists as a senior...Averaged 15.0 points, 8.0 rebounds and 7.0 assists as a junior...**Community involvement:** Along with LB Clay Matthews, served as a captain for the Green & Gold Charity Softball Game in 2018...Visited schools and spoke to students while he was in college in both Fresno and Palo Alto, Calif. ...Residence: Palo Alto, Calif.



### THE USS GREEN BAY

On July 15, 2006, the U.S. Navy christened a 684-foot warship, and dubbed it the USS Green Bay at a shipyard in the New Orleans area.

Constructed in Avondale, La., at a shipyard owned by Northrop Grumman, it is the second Navy vessel to be called the Green Bay, following a small gunboat that patrolled the seas during the Vietnam era.

The newest USS Green Bay, used to carry troops for rapid deployment, launch and recovery, has become a significant part of the U.S. amphibious fleet.

Former Green Bay Packers quarterback Bart Starr appeared in a video that was played at the July 2006 christening ceremony. And Nancy Croy, principal at Green Bay's Lombardi Middle School – named after Starr's legendary coach Vince Lombardi – traveled to attend the christening as part of the school's relationship with the Navy.

Members of the Packers' front office, including President and CEO Mark Murphy, toured the ship in November 2008

during the team's road trip to New Orleans for a game against the Saints.

Commissioned Jan. 24, 2009, it can carry 360 Navy sailors and as many as 800 Marines. The ship is assigned to the U.S. Pacific Fleet; its home port is at the naval base in San Diego, Calif.

# DAVANTE ADAMS' PRO STATISTICS

Year	Team	GP	GS	RECEIVING					RUSHING				
				No	Yds	Avg	Lg	TD	Att	Yds	Avg	Lg	TD
2014	Green Bay	16	11	38	446	11.7	45	3	0	0	--	--	0
2015	Green Bay	13	12	50	483	9.7	40	1	0	0	--	--	0
2016	Green Bay	16	15	75	997	13.3	66t	12	0	0	--	--	0
2017	Green Bay	14	14	74	885	12.0	55t	10	0	0	--	--	0
<b>NFL totals (four years)</b>		<b>59</b>	<b>52</b>	<b>237</b>	<b>2,811</b>	<b>11.9</b>	<b>66t</b>	<b>26</b>	<b>0</b>	<b>0</b>	<b>--</b>	<b>--</b>	<b>0</b>

Year	Team	GP	GS	RECEIVING					RUSHING				
				No	Yds	Avg	Lg	TD	Att	Yds	Avg	Lg	TD
2014	Green Bay	2	2	8	124	15.5	46t	1	0	0	--	--	0
2015	Green Bay	1	0	4	48	12.0	20	1	0	0	--	--	0
2016	Green Bay	3	3	16	217	13.6	32	2	0	0	--	--	0
<b>Postseason</b>		<b>6</b>	<b>5</b>	<b>28</b>	<b>389</b>	<b>13.9</b>	<b>46t</b>	<b>4</b>	<b>0</b>	<b>0</b>	<b>--</b>	<b>--</b>	<b>0</b>

**Additional statistics:** Miscellaneous tackles — 1 in 2014, 1 in 2015, 2 in 2016; NFL total: 4. Fumbles-Lost — 2-1 in 2016.

**NFL debut:** at Seattle, 9/4/14

**First NFL start:** vs. Minnesota, 10/2/14

**First NFL reception:** vs. N.Y. Jets, 9/14/14 (4 yards, A.Rodgers)

**First NFL TD reception:** vs. Minnesota, 10/2/14 (11 yards, A.Rodgers)

## CAREER TRANSACTIONS

- 2014 Selected by Green Bay Packers in the second round (53rd overall) of '14 NFL Draft, May 9...Signed first contract, June 12.
- 2017 Signed contract extension, Dec. 29.

**ADAMS' SINGLE-GAME CAREER HIGHS**

**Receiving**

Receptions . . . . . 13, vs. Chi. (10/20/16)  
 Yards . . . . . 156, at Ten. (11/13/16)  
 Long. . . . . 66t, vs. Sea. (12/11/16)  
 Touchdowns . . . . . 2, five times  
 (last: at Cle., 12/10/17)

# DAVANTE ADAMS GAME-BY-GAME

## 2014, GREEN BAY

Date	Opp	GP	GS	No	Yds	Avg	Lg	TD
09/04	at Sea-L	1	0	0	0	--	--	0
09/14	NYJ-W	1	0	5	50	10.0	24	0
09/21	at Det-L	1	0	2	11	5.5	9	0
09/28	at Chi-W	1	0	2	18	9.0	15	0
10/02	Min-W	1	1	11	110	11t	1	1
10/12	at Mia-W	1	1	6	77	12.8	24	0
10/19	Car-W	1	1	1	21	21.0	21t	1
10/26	at NO-L	1	1	7	75	10.7	16	0
11/09	Chi-W	1	0	1	10	10.0	10	0
11/16	Phi-W	1	1	2	13	6.5	7	1
11/23	at Min-W	1	1	1	10	10.0	10	0
11/30	NE-W	1	1	6	121	20.2	45	0
12/08	Atl-W	1	1	1	6	6.0	6	0
12/14	at Buf-L	1	1	1	6	6.0	6	0
12/21	at TB-W	1	1	2	17	8.5	9	0
12/28	Det-W	1	1	0	0	--	--	0
<b>'14 TOTALS</b>		<b>16</b>	<b>11</b>	<b>38</b>	<b>446</b>	<b>11.7</b>	<b>45</b>	<b>3</b>
01/11	Dal-W	1	1	7	117	16.7	46t	1
01/18	at Sea-L	1	1	1	7	7.0	7	0
<b>PLAYOFFS</b>		<b>2</b>	<b>2</b>	<b>8</b>	<b>124</b>	<b>15.5</b>	<b>46t</b>	<b>1</b>

*'NFC Divisional Playoff; 'NFC Championship*

## 2015, GREEN BAY

Date	Opp	GP	GS	No	Yds	Avg	Lg	TD
09/13	at Chi-W	1	1	4	59	14.8	25	0
09/20	Sea-W	1	1	5	33	6.6	13	0
09/28	KC-W	1	1	0	0	--	--	0
10/04	at SF-W					(inactive — ankle)		
10/11	SL-W					(inactive — ankle)		
10/18	SD-W					(inactive — ankle)		
11/01	at Den-L	1	1	1	8	8.0	8	0
11/08	at Car-L	1	1	7	93	13.3	40	0
11/15	Det-L	1	1	10	79	7.9	18	0
11/22	at Min-W	1	1	3	36	12.0	16	0
11/26	Chi-L	1	1	2	14	7.0	8	0
12/03	at Det-W	1	1	4	21	5.3	8t	1
12/13	Dal-W	1	1	2	12	6.0	8	0
12/20	at Oak-W	1	1	5	32	6.4	8	0
12/27	at Ari-L	1	1	3	42	14.0	38	0
01/03	Min-L	1	0	4	54	13.5	24	0
<b>'15 TOTALS</b>		<b>13</b>	<b>12</b>	<b>50</b>	<b>483</b>	<b>9.7</b>	<b>40</b>	<b>1</b>
01/10	at Was-W	1	0	4	48	12.0	20	1
01/16	at Ari-L					(inactive — knee)		
<b>PLAYOFFS</b>		<b>1</b>	<b>0</b>	<b>4</b>	<b>48</b>	<b>12.0</b>	<b>20</b>	<b>1</b>

*'NFC Wild Card Playoff; 'NFC Divisional Playoff*

## 2016, GREEN BAY

Date	Opp	GP	GS	No	Yds	Avg	Lg	TD
09/11	at Jax-W	1	1	3	50	16.7	29t	1
09/18	at Min-L	1	1	3	26	8.7	13	0
09/25	Det-W	1	0	2	23	11.5	14t	1
10/09	NYG-W	1	1	5	85	17.0	29t	1
10/16	Dal-L	1	1	2	34	17.0	22	0
10/20	Chi-W	1	1	13	132	10.2	24	2
10/30	at Atl-L	1	1	12	74	6.2	22	0
11/06	Ind-L	1	1	4	41	10.3	41	1
11/13	at Ten-L	1	1	6	156	26.0	46	0
11/20	at Was-L	1	1	3	42	14.0	37	0
11/28	at Phi-W	1	1	5	113	22.6	50	2
12/04	Hou-W	1	1	1	17	17.0	17	0
12/11	Sea-W	1	1	4	104	26.0	66t	1
12/18	at Chi-W	1	1	2	25	12.5	19	0
12/24	Min-W	1	1	4	44	11.0	20t	1
01/01	at Det-W	1	1	6	31	5.2	9t	2
<b>'16 TOTALS</b>		<b>16</b>	<b>15</b>	<b>75</b>	<b>997</b>	<b>13.3</b>	<b>66t</b>	<b>12</b>
01/08	NYG-W	1	1	8	125	15.6	31	1
01/15	at Dal-W	1	1	5	76	15.2	32	0
01/22	at Atl-L	1	1	3	16	5.3	8	1
<b>PLAYOFFS</b>		<b>3</b>	<b>3</b>	<b>16</b>	<b>217</b>	<b>13.6</b>	<b>32</b>	<b>2</b>

*'NFC Wild Card Playoff; 'NFC Divisional Playoff; 'NFC Championship*

## 2017, GREEN BAY

Date	Opp	GP	GS	No	Yds	Avg	Lg	TD
09/10	Sea-W	1	1	3	47	15.7	21	0
09/17	at Atl-L	1	1	8	99	12.4	33t	1
09/24	Cin-W	1	1	3	60	20.0	41	0
09/28	Chi-W	1	1	2	13	6.5	8	1
10/08	Dal-W	1	1	7	66	9.4	14	2
10/15	at Min-L	1	1	5	54	10.8	19	1
10/22	NO-L	1	1	2	12	6.0	8	0
11/06	Det-L	1	1	7	53	7.6	9	0
11/12	at Chi-W	1	1	5	90	18.0	42	1
11/19	Bal-L	1	1	8	126	15.8	33	0
11/26	Pit-L	1	1	5	82	16.4	55t	1
12/03	TB-W	1	1	4	42	10.5	14	0
12/10	at Cle-W	1	1	10	84	8.4	25t	2
12/17	at Car-L	1	1	5	57	11.4	13t	1
12/23	Min-L					(inactive — concussion)		
12/31	at Det-L					(inactive — concussion)		
<b>'17 TOTALS</b>		<b>14</b>	<b>14</b>	<b>74</b>	<b>885</b>	<b>12.0</b>	<b>55t</b>	<b>10</b>

VETERANS  
 Community  
 Admin & Coaches  
 D. Adams  
 Draft & Free Agents  
 Review  
 Records & History  
 Lambeau Field  
 Misc.



# Montravius ADAMS

# 90

Defensive Lineman  
Auburn



Ht: 6-4 Wt: 304

Born: July 24, 1995

NFL Games  
Played/Started: 7/0

Acquired: D3-17

Second NFL Season | Second Packers Season



## PRO HIGHLIGHTS:

- Saw action in seven games as a rookie, recording five tackles (one solo) and a quarterback hit.
- After a foot injury sidelined him for most of training camp and the first two regular-season games, made professional debut in Week 3 vs. Cincinnati.
- Recorded first two career tackles (both assisted) and a QB hit at Chicago in Week 10.
- Selected by the Packers in the third round of the 2017 NFL Draft (No. 93 overall), the first defensive lineman picked by Green Bay out of Auburn since DE Nate Hill (sixth round) in 1988.

**2017 SEASON:** Played in seven games, seeing limited action on defense, and posted five tackles (one solo) and a QB hit...Inactive (foot) for the first two games of the regular season...Healthy scratch for Weeks 4-7, 11, 13 and 15...**vs. Cincinnati (Sept. 24):** Made his NFL debut, appearing on four plays on defense...**vs. Detroit (Nov. 6):** Played 18 snaps on defense and seven on special teams...**At Chicago (Nov. 12):** Appeared on seven defensive plays and 10 on special teams. Registered a career-high two tackles (both assisted) and a QB hit...**At Pittsburgh (Nov. 26):** Played 15 snaps on defense and four on special teams and registered an assisted tackle on defense...**At Cleveland (Dec. 10):** Played three snaps on defense and posted a solo tackle...**At Detroit (Dec. 31):** Played nine snaps on defense and posted an assisted tackle...**2017 Draft:** Selected by the Packers in the third round with the No. 93 overall selection, the 20th defensive lineman drafted.

**COLLEGE:** Played in 52 career games, the second most on the team at the end of the 2016 season, and started 26 consecutive contests to end his career...Earned degree in interdisciplinary studies...**Senior season (2016):** Started all 13 games at DT, earning first-team All-SEC honors from AP after recording 44 tackles (26 solo), 8½ tackles for a loss, 4¼ sacks, 15 QB hurries, a forced fumble, two fumble recoveries (one for a TD) and an interception...Was named second-team All-America by AP, the American Football Coaches Association and CBS Sports in 2016...Was a semifinalist for the Rotary Lombardi Award...Earned second-team All-SEC recognition from the conference's coaches, *Phil Steele's College Football and Athlon*...Was the only player to register a sack, an interception, a forced fumble and a fumble recovery for the Tigers in 2016...Ranked No. 2 on the team in tackles for a loss and sacks...Helped the Auburn defense post a streak of eight consecutive games without allowing a rushing TD...Part of a defense that gave up fewer than 20 points in 10 of its games...Helped the Tigers rank No. 28 in the nation in total defense (361.9 ypg) and No. 22 in rushing defense (124.8 ypg)...Was selected to play in the Reese's Senior Bowl...Posted an 11-yard sack of QB Trevor Knight in the first quarter on a third down to force a punt vs. Texas A&M (Sept. 17)...Registered six tackles (three solo), two tackles for a loss and a half-sack vs. Louisiana State (Sept. 24)...Blocked a field goal and

## AT A GLANCE ...

- Saw action in seven games as a rookie, recording five tackles (one solo) and a quarterback hit.
- After a foot injury sidelined him for most of training camp and the first two regular-season games, made professional debut in Week 3 vs. Cincinnati.
- Earned first-team All-Southeastern Conference honors from *The Associated Press* as a senior in 2016 after recording 44 tackles (26 solo), 8½ tackles for a loss, 4¼ sacks, a forced fumble, two fumble recoveries (one for a TD) and an interception.
- Was named second-team All-America by AP, the American Football Coaches Association and CBS Sports in 2016. Also was a semifinalist for the Rotary Lombardi Award.
- Earned third-team All-SEC honors from AP as a junior in 2015 after posting 44 tackles (16 solo), three tackles for a loss, two sacks and two forced fumbles.
- Played in 52 career games, the second most on the team at the end of the 2016 season, and started 26 consecutive contests to end his career.
- As a senior at Dooly County High (Vienna, Ga.), registered 127 tackles, 34 tackles for a loss and seven sacks as he helped lead his team to the Class A state title game.

posted two tackles (both solo) and a sack vs. Louisiana-Monroe (Oct. 1)...Was named the SEC's Defensive Lineman of the Week for his performance, one that saw him record five tackles (one solo), two tackles for a loss and a half-sack vs. Arkansas (Oct. 22)...Matched his career high with seven tackles (four solo), and posted season highs with 2½ tackles for a loss and 1½ sacks at Georgia (Nov. 12)...**Junior season (2015):** Started all 13 contests and earned third-team All-SEC honors from AP after recording 44 tackles (16 solo), three tackles for a loss, two sacks, six QB hurries and two forced fumbles...Registered a career-high seven tackles (three solo), 1½ tackles for a loss and a sack, and added a forced fumble vs. Louisville (Sept. 5)...Registered a 13-yard sack at Texas A&M (Nov. 7)...**Sophomore season (2014):** Played in all 13 games with 10 starts, posting eight tackles for a loss (No. 3 on the team) and three sacks (tied for No. 3)...Registered 43 tackles (27 solo), a career-high 17 QB hurries (tied for the team lead), an interception and a fumble recovery...Earned honorable mention Sophomore All-America recognition from *College Football News*...Recorded a season-best six tackles (five solo), highlighted by a career-high three tackles for a loss and a 9-yard sack, vs. San Jose State (Sept. 6)...Posted his first career interception (36-yard return) and his first career fumble recovery vs. Louisiana Tech (Sept. 27), becoming the first Auburn player to record both in the same game since DT Nick Fairley in 2010 vs. Mississippi State...**Freshman season (2013):** Appeared in 13 of 14 games as a true freshman and posted 20 tackles (10 solo), 1½ tackles for a loss, a sack and seven QB hurries...Was named to *Lindy's All-Newcomer* team prior to the season...Registered a sack in his collegiate debut, bringing down QB Connor Halliday for a 2-yard loss in the second quarter, and finished with two tackles (both solo) vs. Washington State (Aug. 31)...Recorded a season-high four tackles (two solo)

at Texas A&M (Oct. 19) and helped limit the Aggies to an average of 3.3 yards per carry on 40 attempts.

**PERSONAL:** Given name Montravius Adams...First name is pronounced mon-TRAY-vee-us...Born in Americus, Ga. ...Has a son, Montravius Jr. ...**High school:** Recorded 127 tackles, 34 tackles for a loss and seven sacks as a senior as he helped lead Dooly County High (Vienna, Ga.) to the Class A state title game...In March 2018, his No. 52 jersey was retired by the school...Was named the team's Player of the Game five times as a senior...Was selected to play in the Under Armour All-American Game

following his senior campaign...Was an All-America selection as a senior by 247Sports.com...Was ranked as the No. 2 defensive lineman and the No. 14 overall player by PrepStar...Was ranked as the No. 25 overall player and the No. 3 defensive lineman by Rivals.com...Also lettered in basketball (three years), baseball (two), tennis (two) and track and field (one)...**Community involvement:** As part of a summer-long internship, spent a week in July 2016 volunteering in Chicago with Camp iCare, a summer camp that teaches philanthropic and financial responsibility to students ages 6-12...Also visited schools and hospitals while he was in college...Residence: Vienna, Ga.

## MONTRAVIUS ADAMS' PRO STATISTICS

Year	Team	GP	GS	—Tackles—					Interceptions					Fumbles			
				Tot	Solo	Asst	Sk	Yds	No	Yds	Lg	TD	PD	FF	FR	Yds	
2017	Green Bay	7	0	5	1	4	0	0	0	0	0	0	0	0	0	0	0

**NFL debut:** vs. Cincinnati, 9/24/17

### CAREER TRANSACTIONS

- 2017 Selected by Green Bay Packers in the third round (93rd overall) of '17 NFL Draft, April 28...Signed first contract, July 5.

ADAMS' SINGLE-GAME CAREER HIGHS	
<b>Tackles</b>	
Total	2, at Chi. (11/12/17)
Solo	1, at Cle. (12/10/17)

## MONTRAVIUS ADAMS GAME-BY-GAME

### 2017, GREEN BAY

Date	Opp	GP	GS	Tot	So	As	Sk	Yd	Int	Yd	Lg	TD	PD	FF	FR
09/10	Sea-W														
09/17	at Atl-L														
09/24	Cin-W	1	0	0	0	0	0	0	0	0	0	0	0	0	0
09/28	Chi-W														
10/08	at Dal-W														
10/15	at Min-L														
10/22	NO-L														
11/06	Det-L	1	0	0	0	0	0	0	0	0	0	0	0	0	0
11/12	at Chi-W	1	0	2	0	2	0	0	0	0	0	0	0	0	0
11/19	Bal-L														
11/26	at Pit-L	1	0	1	0	1	0	0	0	0	0	0	0	0	0
12/03	TB-W														
12/10	at Cle-W	1	0	1	1	0	0	0	0	0	0	0	0	0	0
12/17	at Car-L														
12/23	Min-L	1	0	0	0	0	0	0	0	0	0	0	0	0	0
12/31	at Det-L	1	0	1	0	1	0	0	0	0	0	0	0	0	0
<b>'17 TOTALS</b>		<b>7</b>	<b>0</b>	<b>5</b>	<b>1</b>	<b>4</b>	<b>0</b>	<b>0</b>	<b>0</b>	<b>0</b>	<b>0</b>	<b>0</b>	<b>0</b>	<b>0</b>	<b>0</b>

### STARTERS ON INJURED RESERVE, 2000-17

The most starters from the season-opening depth chart placed on injured reserve by the Packers during the last 18 seasons:

6	2010	LB Nick Barnett, S Morgan Burnett, TE Jermichael Finley, RB Ryan Grant, LB Brad Jones, T Mark Tauscher
4	2012	RB Cedric Benson, T Bryan Bulaga, LB Nick Perry, LB D.J. Smith
	2008	LB Nick Barnett, S Atari Bigby, DE Cullen Jenkins, T Mark Tauscher
	2005	RB Ahman Green, WR Javon Walker, TE Bubba Franks, LB Robert Thomas
3	2017	T Bryan Bulaga, RB Ty Montgomery, ^QB Aaron Rodgers
	2016	RB Eddie Lacy, CB Sam Shields, C/G JC Tretter
	2009	CB Al Harris, LB Aaron Kampman, G/C Jason Spitz
	2002	T Chad Clifton, T Mark Tauscher, DE Joe Johnson
2	2015	LB Sam Barrington, WR Jordy Nelson
	2014	DT B.J. Raji, C/G JC Tretter+
	2013	WR Randall Cobb*, TE Jermichael Finley
	2003	S Antuan Edwards, DE Joe Johnson
	2001	S LeRoy Butler, DE John Thiery
	2000	LB Brian Williams, DT Santana Dotson
1	2011	S Nick Collins
	2007	DT Johnny Jolly
	2004	C Mike Flanagan
0	2006	

^Activated from Injured Reserve/Designated for Return in Week 15, placed on injured reserve in Week 16

\*Activated from Injured Reserve/Designated for Return in Week 10

\*Activated from Injured Reserve/Designated for Return in Week 17

# Geronimo ALLISON

# 81

Wide Receiver  
Illinois



Ht: 6-3 Wt: 202

Born: January 18, 1994

NFL Games  
Played/Started: 25/4

Acquired: FA-16

Third NFL Season | Third Packers Season



## PRO HIGHLIGHTS:

➤ Of his 35 career receptions, 21 have picked up first downs, a 60.0 percentage that ranked No. 3 among Packers with 35-plus catches in 2016-17, trailing only WRs Jordy Nelson (66.7) and Davante Adams (60.4).

➤ Led the team with a career-high 122 receiving yards on a career-best six catches (20.3 avg.) last season in Week 3 vs. Cincinnati, highlighted by his career-long 72-yard grab in overtime that set up K Mason Crosby's game-winning 27-yard FG.

➤ Appeared in a career-best 15 games with two starts in 2016 and posted a career-high 23 receptions for 253 yards (11.0 avg.).

➤ Played in 10 games with two starts as a rookie in 2016, posting 12 catches for 202 yards (16.8 avg.) and two TDs. Started as the third WR in the final two regular-season games, posting eight catches for 157 yards (19.6 avg.) and a TD, with all eight receptions going for first downs.

➤ Scored a TD on his first career catch, hauling in a 4-yard pass from QB Aaron Rodgers early in the second quarter in 2016 at Atlanta in Week 8. Became the first Packer since TE Ryan Taylor (Dec. 11, 2011) to register a TD on his first career reception.

➤ After being released by the Packers in the final roster reduction in '16, spent the first six games on Green Bay's practice squad before being signed to the active roster on Oct. 24.

➤ Led the team with 119 receiving yards on six catches (19.8 avg.) in the 2016 preseason, highlighted by a 51-yard grab at San Francisco (Aug. 26).

➤ Was signed by Green Bay as an undrafted free agent on May 6, 2016.

**2017 SEASON:** Played in 15 games with two starts, seeing time on offense and special teams, and posted 23 receptions for 253 yards (11.0 avg.)...Registered two tackles on special teams...Was on the reserve/suspended list for Week 1...**At Atlanta (Sept. 17):** Saw significant time in his season debut, appearing on 61 of 76 plays and posting three catches for 24 yards (8.0 avg.). All three of his receptions went for first downs, giving him 11 consecutive catches resulting in first downs dating back to the 2016 season...**vs. Cincinnati (Sept. 24):** Led the team with a career-high 122 receiving yards on a career-best six catches (20.3 avg.), highlighted by his career-long 72-yard grab in overtime that set up Crosby's game-winning 27-yard FG. On Green Bay's opening drive of OT, got past CB Adam Jones down the sideline on third down, making the catch from Rodgers near the Cincinnati 45 and then making S George Iloka miss on a tackle attempt as he zig-zagged down the sideline to elude Jones for a 72-yard gain to the Cincinnati 7...**vs. Tampa Bay (Dec. 3):** Registered a tackle on special teams...**At Cleveland (Dec. 10):** Caught four passes for 29 yards (7.3 avg.)...**At Carolina (Dec. 17):** Saw increased action with Adams (concussion) sidelined for much of the second half, appearing on 46 snaps and catching five passes for 33 yards (6.6 avg.).

## AT A GLANCE ...

- Of his 35 career receptions, 21 have picked up first downs, a 60.0 percentage that ranked No. 3 among Packers with 35-plus catches in 2016-17, trailing only WRs Jordy Nelson (66.7) and Davante Adams (60.4).
- Led the team with a career-high 122 receiving yards on a career-best six catches (20.3 avg.) last season in Week 3 vs. Cincinnati, highlighted by his career-long 72-yard grab in overtime that set up K Mason Crosby's game-winning 27-yard field goal.
- Played in 10 games with two starts as a rookie in 2016, posting 12 catches for 202 yards (16.8 avg.) and two touchdowns. Started as the third WR in the final two regular-season games, posting eight catches for 157 yards (19.6 avg.) and a TD, with all eight receptions going for first downs.
- Scored a TD on his first career catch, hauling in a 4-yard pass from QB Aaron Rodgers early in the second quarter in 2016 at Atlanta in Week 8. Became the first Packer since TE Ryan Taylor (Dec. 11, 2011) to register a TD on his first career reception.
- After being released by the Packers in the final roster reduction in '16, spent the first six games on Green Bay's practice squad before being signed to the active roster on Oct. 24.
- Played two seasons at Illinois after starting his career at Iowa Western Community College. Started 22 of 24 games played for the Fighting Illini, finishing with 106 receptions for 1,480 yards (14.0 avg.) and eight TDs.

Added a tackle on special teams...**vs. Minnesota (Dec. 23):** Made his first start of the season, opening as the third WR and appearing on 53 plays. Made a 9-yard reception.

**2016:** Played in 10 games with two starts and had 12 catches for 202 yards (16.8 avg.) and two TDs...Started as the third WR in Weeks 16-17 and registered eight receptions for 157 yards (19.6 avg.) and a TD in those two games, with all eight of his catches going for first downs...Also appeared in all three postseason contests with one start and caught five passes for 65 yards (13.0 avg.)...Was signed to the 53-man roster from the practice squad on Oct. 24...Spent the first six games on Green Bay's practice squad after being released by the team in the final roster reduction...**At Atlanta (Oct. 30):** Made his NFL debut, catching two passes for 21 yards (10.5 avg.) and a TD in 19 snaps of action. Scored a TD on his first career catch, hauling in a 4-yard pass from Rodgers early in the second quarter to put the Packers up, 14-10. Made a move to separate himself from S Ricardo Allen as Rodgers stepped up in the pocket and found him for the score. Became the first Packer since Taylor (Dec. 11, 2011) to register a TD on his first career reception. Teamed up with WR Trevor Davis as they became the first Green Bay rookie duo to both catch a TD pass in the same game since Joe Johnson and Max McGee on Dec. 12, 1954, at the Los Angeles Rams...**vs. Minnesota (Dec. 24):** Started for the first time as a pro, opening as the third WR. Registered a season-high four receptions for 66 yards (16.5 avg.), with all four of the catches going for first downs. Late in the first half, came out of the slot and found an opening to make a 32-yard grab down the right sideline to the Minnesota 22, helping to set up Rodgers' 6-yard TD run four plays later that gave the Packers a 28-13 lead at the break. Late in the third quarter,



made a diving 11-yard grab with S Harrison Smith covering him to convert a third-and-10. **At Detroit (Jan. 1):** Started as the third WR for the second straight game and matched his career high with four catches for a career-best and team-leading 91 yards (22.8 avg.) and a TD. Late in the first half, fought off a jam from S Don Carey and then made an out-and-up move to free himself from S Glover Quin as he made a career-long 39-yard grab near the sideline to the Detroit 41 and then got out of bounds to stop the clock. The catch helped set up Crosby's 53-yard FG as time expired to narrow Detroit's lead to 14-10 at the break. Early in the fourth quarter, beat CB Crezdon Butler down the left sideline on an out-and-up move for a 31-yard gain to the Detroit 44. Capped that drive off with a 10-yard TD catch on third down, freeing himself from LB Tahir Whitehead in the back of the end zone to make a diving catch from Rodgers...**At Dallas (NFC Divisional, Jan. 15):** Started as the third WR and hauled in three passes for 46 yards (15.3 avg.). All three of his catches went for first downs, including a 26-yard reception over the middle early in the second quarter to the Dallas 33 when he got behind CB Orlando Scandrick...**2016 Draft:** Signed by Green Bay as an undrafted free agent on May 6.

**COLLEGE:** Played two seasons at Illinois after starting his career at Iowa Western Community College...Started 22 of 24 games played for the Fighting Illini, finishing

with 106 receptions for 1,480 yards (14.0 avg.) and eight touchdowns...Spent two seasons at Iowa Western, where he finished with 95 receptions for 1,300 receiving yards (13.7 avg.) and 10 TDs...Earned his degree in communications...**Senior season (2015):** Started 11 of 12 games played and was named honorable mention All-Big Ten by the coaches and media as a senior in 2015 after setting career highs with 65 receptions for 882 yards (13.6 avg.)... Also hauled in three TD receptions...His 65 catches ranked eighth on the Illini's single-season receptions list, and he led the team in receptions and receiving yards...Selected to the 2015 Biletnikoff Midseason Watch List and won Illini's Service Above Self Award...Hauled in eight catches for 124 yards (15.5 avg.) vs. Western Illinois (Sept. 12)... Posted a career-high 10 receptions for 128 yards (12.8 avg.) vs. Middle Tennessee State (Sept. 26)...Caught a 1-yard touchdown reception with 10 seconds remaining to seal the 14-13 win vs. Nebraska (Oct. 3), finishing with eight catches for 91 yards (11.4 avg.)...Turned in his third 100-yard receiving game of the season as he recorded a season-high 148 yards and a TD on eight receptions (18.5 avg.) vs. Iowa (Oct. 10)...**Junior season (2014):** Started 12 of 13 games played, recording 41 catches for 598 yards (14.6 avg.) and a career-high five TDs...Turned in a career day in several receiving categories at Washington (Sept. 13), hitting career highs in receiving yards (160), longest reception (60 yards) and TDs (two on six catches)...Re-

VETERANS  
Community  
Admin & Coaches

Allison

Draft & Free Agents

2017 Review

Records & History

Lambeau Field

Misc.

## PACKERS AMONG THE BEST IN THE POSTSEASON

Highlighted by 19 playoff appearances in the last 25 seasons (tied with New England for the most in the league over that span), including three trips to the Super Bowl, the Packers own the third-best postseason winning percentage in National Football League history. They have won 34 of 56 playoff games, starting with their first-ever postseason contest – the 1936 NFL Championship Game, a 21-6 victory over the Boston Redskins. The standings:

Franchise	W	L	Pct	Pts	Opp
Baltimore Ravens	15	8	.652	517	378
*New England Patriots	34	20	.630	1,312	1,120
<b>Green Bay Packers</b>	<b>34</b>	<b>22</b>	<b>.607</b>	<b>1,220</b>	<b>1,189</b>
San Francisco 49ers	30	20	.600	1,264	1,047
Pittsburgh Steelers	36	25	.590	1,441	1,301
*Oakland Raiders	25	19	.568	1,042	824
Dallas Cowboys	34	27	.557	1,431	1,178
Denver Broncos	23	19	.548	906	1,044
*Washington Redskins	23	19	.548	851	766
Carolina Panthers	9	8	.529	389	367
Seattle Seahawks	16	15	.516	725	671
Philadelphia Eagles	22	21	.512	875	796
Jacksonville Jaguars	7	7	.500	337	357
New York Giants	24	25	.490	878	927
*Indianapolis Colts	22	23	.489	918	965
Miami Dolphins	20	21	.488	801	905
Chicago Bears	17	18	.486	751	726
New York Jets	12	13	.480	510	508
Buffalo Bills	14	16	.467	684	668
New Orleans Saints	8	10	.444	460	514
*Arizona Cardinals	7	9	.438	362	457
*Los Angeles Rams	19	25	.432	783	970
*Tennessee Titans	15	20	.429	615	818
Houston Texans	3	4	.429	134	162
Atlanta Falcons	10	14	.417	543	592
Minnesota Vikings	20	29	.408	955	1,113
Tampa Bay Buccaneers	6	9	.400	230	279
*Los Angeles Chargers	11	17	.393	532	626
Cleveland Browns	11	20	.355	629	728
Detroit Lions	7	13	.350	419	499
*Kansas City Chiefs	9	18	.333	478	587
Cincinnati Bengals	5	14	.263	336	433

\*— **Arizona** totals include two games when franchise was in Chicago (won 28-21, lost 7-0) and three games when franchise was in St. Louis (lost 30-14, lost 35-23, lost 41-16); **Indianapolis** totals include 15 games when franchise was in Baltimore (won 8, lost 7, 264 points scored, 262 points allowed); **Kansas City** totals include one game while franchise was Dallas Texans (won 20-17); **Los Angeles Chargers** totals include 27 games when franchise was in San Diego (won 11, lost 16, 516 points scored, 602 points allowed); **Los Angeles Rams** totals include one game when franchise was in Cleveland (won 15-14) and 10 games when franchise was in St. Louis (won 6, lost 4, 269 points scored, 247 points allowed); **New England** totals include two games when franchise was in Boston (won 26-8, lost 51-10); **Oakland** totals include 12 games when franchise was in Los Angeles (won 6, lost 6, 268 points scored, 224 points allowed); **Tennessee** totals include 22 games when franchise was in Houston and known as the Oilers (won 9, lost 13, 371 points scored, 533 points allowed); **Washington** totals include one game when franchise was in Boston (lost 21-6).

corded five receptions for 118 yards (23.6 avg.) and a TD at Nebraska (Sept. 27)...**Sophomore season (2013):** Earned second-team JUCO All-America honors and first-team All-Midwest Football Conference recognition...Led the Midwest Football Conference in catches (69), receiving yards (872, 12.6 avg.) and receiving TDs (eight)...Posted three games with 10 or more receptions, five games with 100-plus receiving yards and two multi-touchdown games...Caught 11 passes for 126 yards (11.5 avg.) and two TDs vs. Iowa Central (Oct. 12)...Registered a season-best 13 receptions for a season-high 159 yards (12.2 avg.) vs. North Dakota (Oct. 26)...**Freshman season (2012):** Helped lead Iowa Western to the NJCAA national title with a perfect 11-0 record...Posted 26 receptions for 428 yards (16.5 avg.) and two TDs on the season...Recorded his first 100-yard receiving effort in his first college game, posting four catches for 108 yards (27.0 avg.) and a TD at APU Cole

College (Aug. 25)...Followed up that performance with five catches for 90 yards (18.0 avg.) and a TD vs. New Mexico Military (Sept. 1).

**PERSONAL:** Given name Geronimo John Allison... Nickname is "G-Mo"...Born in Tampa, Fla. ...**High school:** Played football for only one season at Spoto High in Tampa, Fla., catching 26 passes for 547 yards (21.8 avg.) and four TDs as a senior...Also lettered twice in baseball and once in track and field...**Community involvement:** Hosted his second annual youth football camp in Tampa in June 2018...Signed autographs to help raise money for The Salvation Army during the holidays...Participated in the Packers Give Back Celebrity Bowling event...Residence: Tampa, Fla.

**GERONIMO ALLISON'S PRO STATISTICS**

Year	Team	GP	GS	No	RECEIVING				TD	RUSHING				
					Yds	Avg	Lg	Yds		Avg	Lg	TD		
2016	Green Bay	10	2	12	202	16.8	39	2	0	0	--	--	0	
2017	Green Bay	15	2	23	253	11.0	72	0	0	0	--	--	0	
<b>NFL totals (two years)</b>		<b>25</b>	<b>4</b>	<b>35</b>	<b>455</b>	<b>13.0</b>	<b>72</b>	<b>2</b>	<b>0</b>	<b>0</b>	<b>--</b>	<b>--</b>	<b>0</b>	

Year	Team	GP	GS	No	RECEIVING				TD	RUSHING				
					Yds	Avg	Lg	Yds		Avg	Lg	TD		
2016	Green Bay	3	1	5	65	13.0	26	0	0	0	--	--	0	

**Additional statistics:** Special teams tackles — 2 in 2017.  
Miscellaneous tackles — 2 in 2017. Fumbles-Lost — 2-1 in 2017.  
One punt return for 0 yards in 2017.

**NFL debut:** at Atlanta, 10/30/16  
**First NFL start:** vs. Minnesota, 12/24/16  
**First NFL reception/touchdown:** at Atlanta, 10/30/16 (4 yards, A.Rodgers)

**ALLISON'S SINGLE-GAME CAREER HIGHS**

**Receiving**  
Receptions..... 6, vs. Cin. (9/24/17)  
Yards..... 122, vs. Cin. (9/24/17)  
Long..... 72, vs. Cin. (9/24/17)  
Touchdowns..... 1, at Atl. (10/30/16) and at Det. (11/17)

**CAREER TRANSACTIONS**

- 2016 Signed by Green Bay Packers as undrafted free agent, May 6...Waived by Packers, Sept. 3...Signed by Packers to practice squad, Sept. 5...Signed from practice squad to active roster, Oct. 24.
- 2017 Re-signed by Packers as exclusive-rights free agent, April 14...Placed on reserve/suspended list, Sept. 2...Activated from exempt status, Sept. 12.
- 2018 Re-signed by Packers as exclusive-rights free agent, April 17.

**GERONIMO ALLISON GAME-BY-GAME**

**2016, GREEN BAY**

Date	Opp	GP	GS	No	Yds	Avg	Lg	TD
09/11	at Jax-W							(practice squad)
09/18	at Min-L							(practice squad)
09/25	Det-W							(practice squad)
10/09	NYG-W							(practice squad)
10/16	Dal-L							(practice squad)
10/20	Chi-W							(practice squad)
10/30	at Atl-L	1	0	2	21	10.5	17	1
11/06	Ind-L	1	0	0	0	--	--	0
11/13	at Ten-L	1	0	1	17	17.0	17	0
11/20	at Was-L	1	0	0	0	--	--	0
11/28	at Phi-W	1	0	0	0	--	--	0
12/04	Hou-W	1	0	0	0	--	--	0
12/11	Sea-W	1	0	0	0	--	--	0
12/18	at Chi-W	1	0	1	7	7.0	7	0
12/24	Min-W	1	1	4	66	16.5	32	0
01/01	at Det-W	1	1	4	91	22.8	39	1
<b>*16 TOTALS</b>		<b>10</b>	<b>2</b>	<b>12</b>	<b>202</b>	<b>16.8</b>	<b>39</b>	<b>2</b>
01/08	NYG-W	1	0	1	8	8.0	8	0
01/15	at Dal-W	1	1	3	46	15.3	26	0
01/22	at Atl-L	1	0	1	11	11	11	0
<b>PLAYOFFS</b>		<b>3</b>	<b>1</b>	<b>5</b>	<b>65</b>	<b>13.0</b>	<b>26</b>	<b>0</b>

**2017, GREEN BAY**

Date	Opp	GP	GS	No	Yds	Avg	Lg	TD
09/10	Sea-W							(reserve/suspended)
09/17	at Atl-L	1	0	3	24	8.0	13	0
09/24	Cin-W	1	0	6	122	20.3	72	0
09/28	Chi-W	1	0	0	0	--	--	0
10/08	at Dal-W	1	0	0	0	--	--	0
10/15	at Min-L	1	0	1	7	7.0	7	0
10/22	NO-L	1	0	1	14	14.0	14	0
11/06	Det-L	1	0	0	0	--	--	0
11/12	at Chi-W	1	0	0	0	--	--	0
11/19	Bal-L	1	0	0	0	--	--	0
11/26	at Pit-L	1	0	0	0	--	--	0
12/03	TB-W	1	0	0	0	--	--	0
12/10	at Cle-W	1	0	4	29	7.3	9	0
12/17	at Car-L	1	0	5	33	6.6	10	0
12/23	Min-L	1	1	1	9	9.0	9	0
12/31	at Det-L	1	1	2	15	7.5	9	0
<b>*17 TOTALS</b>		<b>15</b>	<b>2</b>	<b>23</b>	<b>253</b>	<b>11.0</b>	<b>72</b>	<b>0</b>

\*NFC Wild Card Playoff; \*NFC Divisional Playoff; \*NFC Championship

Ht: 6-4 Wt: 310

Born: September 30, 1991

NFL Games

Played/Started: 74/74

Acquired: D4a-13



# David BAKHTIARI

Tackle  
Colorado **69**

Sixth NFL Season | Sixth Packers Season



PRO BOWLS: 2016



## PRO HIGHLIGHTS:

- Earned second-team All-Pro honors from The Associated Press both of the last two seasons, becoming only the second offensive tackle in team history (Forrest Gregg; 1959-60, 1962-67) to earn AP All-Pro recognition in consecutive seasons.
- Has started all 74 regular-season games he has appeared in at LT since entering the league in 2013. Has helped the Packers rank No. 3 in yards per carry (4.46), No. 6 in scoring (25.3 ppg), No. 9 in yards per game (359.1) and No. 10 in rushing yards per game (116.6) since 2013.
- Started all 12 games he played in at LT in 2017, helping Green Bay rank No. 3 in the NFL in red-zone scoring (61.9 percent) and No. 5 in rushing yards per carry (4.47 avg.).
- Was selected to his first career Pro Bowl in 2016, having initially been named a first alternate before being selected as an injury replacement for Eagles T Jason Peters.
- In 2016, became the first Green Bay tackle to receive All-Pro recognition from AP since Gregg in 1967 (first-team selection).
- Started all 16 games at LT in 2016 for the third time in his career and was part of a line that helped the offense rank in the top 10 in several categories, including points per game (No. 4, 27.0), yards per game (No. 8, 368.8) and first downs (No. 7, 349).
- Opened all 14 contests he appeared in at LT in 2015, helping to block for RBs Eddie Lacy (758) and James Starks (601) as they became the first Green Bay duo since 1985 to both rush for 600-plus yards in the same season.
- Started every game at LT in 2014 and helped Green Bay rank No. 1 in the NFL in points per game (30.4), No. 6 in yards per game (386.1) and tied for No. 1 in fewest giveaways with a franchise-record 13.
- Was part of a line that allowed just nine sacks in the final eight games in '14, the second-fewest allowed over that span behind only Denver (eight).
- Blocked for QB Aaron Rodgers as he ranked No. 1 in the NFL in TD/INT ratio (7.60, 38/5), No. 2 in passer rating (112.2), No. 2 in yards per attempt (8.43) and No. 3 in TD passes (38) on his way to earning NFL Most Valuable Player honors from AP in 2014.
- By starting every game at LT for the Packers in '13, became the first rookie to do so for Green Bay since the league went to a 16-game schedule in 1978.
- Became just the fourth Green Bay rookie to start the season opener at LT since the 1970 AFL-NFL merger and the first since Ken Ruettggers in 1985.
- Of the four rookies to start at LT for the Packers since 1970 (Ruettggers, Bill Bain, Mark Koncar), was the only one not drafted in the first or second round.
- Was the only rookie in the NFL to start all 16 games at LT in 2013.
- In 2013, helped Green Bay finish in the top 10 in both rushing (No. 7) and passing (No. 6) for the first time since 2004.

## AT A GLANCE ...

- Last name is pronounced back-tee-R-ee.
  - Earned second-team All-Pro honors from *The Associated Press* both of the last two seasons, becoming only the second offensive tackle in team history (Forrest Gregg; 1959-60, 1962-67) to earn AP All-Pro recognition in consecutive seasons.
  - Was selected to his first career Pro Bowl in 2016, having initially been named a first alternate before being selected as an injury replacement for Eagles T Jason Peters.
  - Has started all 74 regular-season games he has appeared in at LT since entering the league in 2013.
  - In 2013, became the first rookie to start every game at LT for Green Bay since the league went to a 16-game schedule in 1978.
  - Earned second-team All-Pacific-12 honors from the conference's coaches each of his last two seasons (sophomore and junior) at Colorado.
  - Was named to the watch lists for both the Outland Trophy and the Lombardi Award in 2012.
- Blocked for Lacy as he rushed for 1,178 yards in 2013, the most by a rookie in team history, as Lacy was selected to the Pro Bowl and was named NFL Offensive Rookie of the Year by AP.
- Selected by Green Bay with the first of three fourth-round selections (No. 109 overall), he became the first Colorado offensive lineman to be drafted by the Packers since C Joe Garten in 1991 (sixth round).

**2017 SEASON:** Started at LT in all 12 games he appeared in, earning second-team AP All-Pro honors for the second consecutive season...Was named an alternate for the Pro Bowl...Helped the offense rank No. 3 in red-zone scoring (61.9 percent), No. 5 in yards per carry (4.47 avg.) and tied for No. 6 in 10-play drives (30)...Part of an offense that posted four 160-yard rushing games, tied for No. 7 in the NFL...Was penalized a career-low two times on the season...**Vs. Seattle (Sept. 10):** Helped the offense rack up 26 first downs, the top mark by the Packers in a season opener since 2002 (29 vs. Atlanta), and a 39:13 time of possession, the best mark by Green Bay since Week 7 in 2016 vs. Chicago (39:36). Helped protect Rodgers as he threw for 311 yards and a TD on 28-of-42 passing...**At Atlanta (Sept. 17):** Inactive due to a hamstring injury he sustained in the fourth quarter vs. Seattle in Week 1, an injury that would sideline him for four games...**Vs. New Orleans (Oct. 22):** Helped the offense register 181 rushing yards and two TDs on 24 carries (7.5 avg.), highlighted by RB Aaron Jones' career-best 131 yards and a TD on 17 attempts (7.7 avg.)...**At Chicago (Nov. 12):** Part of an offense that rushed for 160 yards on 37 carries (4.3 avg.), the most rushing yards allowed by the Bears on the season to that point. Blocked for QB Brett Hundley as he completed 18 of 25 passes for 212 yards and a TD for a 110.8 passer rating...**At Pittsburgh (Nov. 26):** Helped to protect Hundley as he posted a career-high 134.3 passer rating by connecting on 17 of 26 passes for 245 yards and three TDs with no INTs...**Vs. Tampa Bay (Dec. 3):** Part of an of-

VETERANS  
Community  
Admin & Coaches  
Bakhtiari  
Draft & Free Agents  
2017 Review  
Records & History  
Lambeau Field  
Misc.



fense that registered a season-high 199 rushing yards and two TDs on 29 carries (6.9 avg.), including a career-best 113 yards and a TD on 21 carries (5.4 avg.) from RB Jamaal Williams. Also helped Hundley rush for a career-high 66 yards, the first time in franchise history (since 1933) that the Packers had a 100-yard rusher and a QB rush for 65-plus yards in the same game...**At Cleveland (Dec. 10):** Helped protect Hundley as he was only sacked once on the afternoon and completed a career-high 35 of 46 passes (76.1 percent) for 265 yards and three TDs with no INTs for a 111.2 rating. Part of an offense that converted 8 of 10 third downs in the second half/overtime...**At Carolina (Dec. 17):** Blocked for Rodgers as he threw for 290 yards and three TDs with three INTs on 26-of-45 passing. Helped the Packers rush for 120 yards on 19 attempts (6.3 avg.), the team's first game with 120-plus rushing yards on fewer than 20 attempts since Oct. 18, 2015, vs. San Diego (17-133).

**2016:** Started all 16 games at LT for the third time in his career and also started all three postseason contests... Was selected to his first career Pro Bowl, having initially been named a first alternate before being selected as an injury replacement for Peters... Earned second-team All-Pro honors from AP, the first Green Bay tackle to receive AP All-Pro recognition since Gregg in 1967 (first-team selection)... Was part of a line that helped the Packers rank in the top 10 in the NFL in points per game (No. 4, 27.0), yards per game (No. 8, 368.8), passing yards per game (No. 7, 262.4), yards per carry (No. 7, 4.55), third-down conversions (No. 2, 46.7), first downs (No. 7, 349), time of possession (No. 5, 31:14) and giveaways (t-No. 8, 17)...

**Vs. Detroit (Sept. 25):** Helped to clear the way for Lacy's season-high 103 yards rushing on just 17 carries (6.1 avg.). Also protected Rodgers as he threw four TD passes, with all of them coming in the first half...**Vs. Chicago (Oct. 20):** Helped the offense record season highs for first downs (32) and time of possession (39:36). The first-down total was tied for the second-best single-game mark in franchise history and the time of possession was the best mark by Green Bay since Oct. 27, 2013, at Minnesota (40:54). Protected Rodgers as he completed a franchise-record 39 passes, including 10-plus passes to three different players (WRs Davante Adams, Randall Cobb and Ty Montgomery), only the second time in NFL history (New England Patriots, Nov. 13, 1994) that a team has accomplished that feat in a game...**At Philadelphia (Nov. 28):** Protected Rodgers as the line didn't allow a sack and provided time for him to complete 30 of 39 passes for 313 yards and two TDs for a 116.7 passer rating. Part of an offense that converted 10 of 14 third downs, a 71.4 conversion rate that was the best by an NFL team on the season...**Vs. Seattle (Dec. 11):** Helped protect Rodgers as he completed 18 of 23 passes for 246 yards and three TDs with no INTs for a 150.8 passer rating, the fourth-highest rating of his career. Part of a line that allowed just one sack, the third straight game with either one or zero sacks allowed, Green Bay's longest streak since a four-game stretch to end the 2014 season...**At Chicago (Dec. 18):** Part of an offense that racked up a season-best 451 total yards, highlighted by a season-high 226 yards rushing and three TDs on just 23 carries (9.8 avg.). The average of 9.8 yards per carry was the best in franchise history (since 1940) in games with 20-plus attempts, topping the previous high of 9.2 yards per carry at Washington on Oct. 10, 2010 (17 carries for 157 yards). The average per carry was also the second-best mark by an NFL team since the 1970 AFL-NFL merger among teams with 20-plus attempts behind only the 11.0-yard average posted by the Cincinnati Bengals (37-407) vs. Denver on Oct. 22, 2000. Helped clear holes for Montgomery to rush for a career-high 162 yards and two TDs on 16 attempts (10.1 avg.), the best yardage output by a Green Bay player

since RB Samkon Gado's 171-yard outing vs. Detroit on Dec. 11, 2005...**At Detroit (Jan. 1):** Helped the offense post 448 yards and 28 first downs as the Packers registered their fourth straight 30-point game, tied for the second-longest single-season streak in team history, and their fourth consecutive zero-giveaway game, tying the franchise record. Protected Rodgers as he was sacked just once on the evening and threw for 300 yards and four TDs on 27-of-39 passing with no INTs, his team-record seventh straight game without an INT. Helped clear holes for Green Bay's 153 yards rushing on 31 carries (4.9 avg.), the second-highest yardage output on the ground by the Packers on the season, with three players rushing for 40-plus yards...**Vs. N.Y. Giants (NFC Wild Card, Jan. 8):** Part of a line that helped protect Rodgers as he completed 25 of 40 passes for 362 yards and four TDs with no INTs for a 125.2 rating. Part of an offense that did not turn the ball over for the fifth straight game, the longest streak in team annals (including playoffs)...**At Dallas (NFC Divisional, Jan. 15):** Started and played 64 of 67 snaps, missing one series in the second quarter due to a knee injury. Protected Rodgers as he became just the second QB in NFL history (Drew Brees, 2011) to throw for 350-plus yards in back-to-back games in a single postseason with 355 yards and two TDs on 28-of-43 passing. Part of an offense that posted 27 first downs, the third most by the Packers in a playoff game, and 413 total yards. Helped the offense rack up 34 points, the first time Green Bay had posted back-to-back 30-point games in the playoffs since the 1996 postseason (three straight). It marked the sixth straight game with 30-plus points, the longest streak by the Packers (including playoffs) since a seven-game streak in 1963.

**2015:** Started all 14 games he played in at LT and also opened one playoff contest... Was sidelined for two regular-season games (Weeks 16-17) and one postseason contest (NFC Wild Card, at Washington) due to an ankle injury... Part of a line that helped the Packers rank tied for No. 4 in the NFL in giveaways (17) and No. 12 in rushing (115.6 ypg)... Helped block for Lacy (758) and Starks (601) as they became the first Green Bay duo since 1985 to both rush for 600-plus yards in the same season...**Vs. Seattle (Sept. 20):** With Lacy departing the game after just eight snaps due to an ankle injury, helped block for Starks as he racked up 95 yards on 20 carries (4.8 avg.). With 127 yards as a team on 29 attempts (4.4 avg.), it marked the first time since 2004 that the Packers posted 125-plus rushing yards in both of the first two games of the season...**Vs. Kansas City (Sept. 28):** Part of a line that allowed just one sack to a Chiefs defense that had recorded eight sacks in the first two games. Helped give Rodgers time to complete 24 of 35 passes for 333 yards and five TDs, his franchise-record fourth career game with five-plus TD passes...**Vs. San Diego (Oct. 18):** Helped the Packers post 133 rushing yards on just 17 carries, a 7.8-yard average that was the best by Green Bay since Oct. 10, 2010, at Washington (9.2, 17-157). Helped clear the way for Starks' 112 yards on just 10 carries (11.2 avg.), the second-best yards-per-carry average by an NFL back on the season (min. 10 att.)...**Vs. Chicago (Nov. 26):** Helped the offense rack up 177 yards rushing on 28 carries (6.3 avg.), the best yardage total on the ground by Green Bay since the team posted 179 yards vs. Atlanta in Week 14 in '14. Blocked for Lacy as he registered 105 yards rushing on 17 carries (6.2 avg.), the first Green Bay RB to record back-to-back 100-yard rushing games since Ahman Green in 2006 (three straight)...**Vs. Dallas (Dec. 13):** Helped the Packers post season highs for rushing yards (230), first downs (29) and time of possession (37:48). The 230 rushing yards on a season-high 44 attempts (5.2 avg.) were the most by Green Bay in a game since Nov. 29, 2004, vs. St. Louis (231 yards on 28 carries). Helped block for a pair of 70-yard rushers in

Lacy (season-high 124 yards and a TD on 24 carries) and Starks (71 yards and a TD on 11 attempts)... **At Oakland (Dec. 20):** Played 67 of 76 snaps, departing the game with just over five minutes remaining due to an ankle injury that would sideline him for the final two regular-season games and the first playoff contest... **At Arizona (Dec. 27):** Inactive (ankle), the first game he had missed in his career... **At Arizona (NFC Divisional, Jan. 16):** Returned to action after missing two games, starting at LT and playing all 73 snaps as part of an offensive line that allowed just one sack of Rodgers on the evening. Helped the Packers rush for 135 yards on 22 carries (6.1 avg.).

**2014:** Started all 16 games and both playoff contests at LT and was named a Pro Bowl alternate...Part of an offense that ranked No. 1 in the league in scoring (30.4), No. 6 in yards per game (386.1) and tied for No. 1 in fewest giveaways with a franchise-record 13...Part of a line that allowed only nine sacks over the final eight regular-season games, the second-fewest allowed over that span behind only Denver (eight)...Helped the Packers finish tied for No. 9 in the NFL in total sacks allowed with 30 on the season, the fewest given up by Green Bay since 2007 (19)...Part of an offense that set a franchise record for most first downs in a season with 356...Protected Rodgers on his way to earning NFL Most Valuable Player honors from AP as he ranked No. 1 in the league in TD/INT ratio (7.60, 38/5), No. 2 in passer rating (112.2), No. 2 in yards per attempt (8.43) and No. 3 in TD passes (38)...Blocked for Lacy as he ranked No. 7 in the NFL with 1,139 rushing yards on the season... **At Chicago (Sept. 28):** Protected Rodgers as he threw for 302 yards and four TDs on 22-of-28 passing for a 151.2 passer rating, the third-best single-game mark of the QB's career (min. 20 att.) and the fifth-best rating in team history. Was part of a line that allowed just one sack for 0 yards and helped the offense score on six of seven possessions... **Vs. Minnesota (Oct. 2):** Helped the offense rack up 42 points and 156 rushing yards, including Lacy's 105 yards and two TDs on just 13 attempts. Lacy's average of 8.1 yards per carry was a career high (min. 10 attempts)... **Vs. Carolina (Oct. 19):** Blocked for Rodgers as he completed 19 of 22 passes for 255 yards and three TDs, a career-high completion percentage of 86.4 and a passer rating of 154.5 that was the second best of his career... **At New Orleans (Oct. 26):** Helped protect Rodgers on his way to 418 yards on 28-of-39 passing, the second-best yardage output of the QB's career and tied for the third-best total in franchise history. Helped Lacy (123) and Cobb (126) become the first Green Bay RB/WR duo to both post 100 yards receiving in the same game since RB Eddie Lee Ivery (128) and WR Aundra Thompson (102) did so at Tampa Bay on Oct. 12, 1980... **Vs. Chicago (Nov. 9):** Helped the offense rack up 55 points, tied for the third most in a game in team annals, and 451 total yards. Part of a line that didn't allow a sack and helped Rodgers throw for six TDs, which tied the single-game franchise record, with all of them coming in the first half as he tied Raiders QB Daryle Lamonica (1969) for the most in a half in NFL history... **Vs. Philadelphia (Nov. 16):** Started and played 57 snaps, departing in the fourth quarter (coach's decision) with the Packers holding a 53-20 lead. Helped the Packers post back-to-back 50-point games for the first time in franchise history... **At Minnesota (Nov. 23):** Helped clear the way for Lacy's season-high 125 rushing yards on 25 carries (5.0 avg.), with 55 of those coming in the fourth quarter, a career high for Lacy... **Vs. Atlanta (Dec. 8):** Part of an offense that registered season highs for total yards (502) and first downs (28). Helped clear the way for a season-best 179 rushing yards, highlighted by a pair of 70-yard rushers in Starks (75 yards on 10 carries) and Lacy (73 yards on 13 carries). Protected Rodgers as the line allowed just one sack and helped the QB throw for 327

yards and three TDs with no INTs, his eighth game on the season with three-plus TDs/zero INTs as he tied Patriots QB Tom Brady's single-season NFL record set in 2007... **Vs. Detroit (Dec. 28):** Helped the offense register 377 yards against a Detroit defense that entered the game ranked No. 2 in the NFL (295.9 ypg). Part of a line that allowed just one sack (QB Matt Flynn in the third quarter) for the fourth consecutive game, the longest single-season streak of games with zero sacks/one sack since Weeks 8-11 in 2007... **Dallas (NFC Divisional, Jan. 11):** Played all 68 snaps and was part of an offense that registered 416 total yards, the fifth most in a game in franchise postseason history. Blocked for Rodgers (316) and Lacy (101) as the Packers had both a 300-yard passer and a 100-yard rusher in a playoff game for the first time in team history.

**2013:** Started all 16 games at LT, becoming the first rookie to do so for Green Bay since the league went to a 16-game schedule in 1978...Became the first Packers rookie since Koncar (14 games in 1976) to start every regular-season game at LT...Was competing for the starting RT job early in training camp but made the switch to the starting LT position when veteran Bryan Bulaga was lost to a season-ending knee injury that he sustained during the annual Family Night scrimmage on Aug. 3...Was part of an offense that ranked No. 3 in the NFL with 6,404 yards of offense, the second most in franchise history, despite having four different starting QBs on the season with Rodgers sidelined for seven games due to a fractured collarbone...Helped Green Bay finish in the top 10 in both rushing (No. 7) and passing (No. 6) for the first time since 2004...Blocked for Lacy as he rushed for 1,178 yards, the most by a rookie in team history, as Lacy was selected to the Pro Bowl and was named NFL Offensive Rookie of the Year by AP... **At San Francisco (Sept. 8):** Became the first rookie to start at LT for the Packers in a season opener since Ruettggers in 1985 and just the fourth to do so for Green Bay since the 1970 merger. Was matched regularly against a pair of Pro Bowlers in LB Aldon Smith and DE Justin Smith, helping protect for an offense that produced four TD drives and 385 total yards... **Vs. Washington (Sept. 15):** Helped the offense amass 580 total yards, the second-highest single-game total in team history. Protected Rodgers as he tied a franchise record with 480 passing yards, along with four TDs, on 34-of-42 passing. Also helped clear lanes for Starks to rush for 132 yards on 20 carries (6.6 avg.), making Rodgers and Starks the first pair of teammates in NFL history to surpass the 450-yard passing and 125-yard rushing marks in the same game... **At Minnesota (Oct. 27):** Faced noted pass rusher Jared Allen almost exclusively throughout the game and prevented the five-time Pro Bowler from recording a tackle on 73 plays. In a challenging atmosphere at the Metrodome, helped the offense rack up 464 total yards with no punts and no turnovers. Also helped create holes for a running game that produced 182 yards and two TDs on 42 attempts (4.3 avg.)... **Vs. Chicago (Nov. 4):** Helped clear the way for a rushing attack that generated 199 yards and two TDs on 29 carries (6.9 avg.), highlighted by Lacy's career-high 150 yards on 22 attempts (6.8 avg.)... **At N.Y. Giants (Nov. 17):** Was matched up with two-time Pro Bowl DE Jason Pierre-Paul for most of the game and was part of a line that did not allow a sack of QB Scott Tolzien as he threw for 339 yards, the most by a QB in his first start in franchise history... **At Dallas (Dec. 15):** Delivered one of his most complete performances, facing perennial Pro Bowl DE DeMarcus Ware for much of the game and limiting him to only an assisted tackle in the official game statistics. Part of a blocking unit that cleared the way for a second-half comeback highlighted by five straight TD drives in the 37-36 win that helped erase a 26-3 deficit, matching the biggest comeback in team history. Protected Flynn as he completed 26 of 39 attempts for 299 yards and four TDs,

with all four of the TD passes coming in the second half, a franchise record...**Vs. San Francisco (NFC Wild Card, Jan. 5):** Made his NFL playoff debut, starting at LT and playing 52 snaps before sustaining a concussion on a running play early in the fourth quarter that forced him out of the game...**2013 Draft:** Drafted by Green Bay with the first of three fourth-round selections (No. 109 overall). The choice was obtained in a draft-day trade with Miami, along with a fifth-round pick (No. 146 overall) and a seventh-round selection (No. 224 overall), in exchange for a third-round choice (No. 93 overall). Became the first Colorado offensive lineman to be drafted by the Packers since Garten in 1991 (sixth round, No. 164 overall).

**COLLEGE:** Played in 34 games with 33 starts during his three seasons at Colorado...Was the starter at LT as a sophomore and junior after starting at RT as a redshirt freshman...Earned second-team All-Pacific-12 honors from the conference's coaches each of his two seasons...Majored in communication...**Junior season (2012):** Started 11 games at LT and was named second-team All-Pac-12 by the conference's coaches...Also earned second-team all-conference recognition from *Phil Steele's College Football*...Was the co-recipient of the John Mack Award as the team's most outstanding offensive player...Named to the watch lists for both the Outland Trophy and the Lombardi Award...Graded out as the team's top lineman at 89.8 percent, with 655 "plus" plays out of 729 total...Finished second on the team with 41 "will-breaker" blocks...Allowed just 2½ sacks and only one pressure on the season...Graded out at 80 percent or above in all 11 games he appeared...Posted a season-best 92.5 percent grade as the offense racked up a season-high 531 total yards at Washington State (Sept. 22)...**Sophomore season (2011):** Opened 11 games at LT and earned second-team All-Pac-12 recognition from the conference's coaches and *Phil Steele's College Football*...Was named a second-team Sophomore All-American by CollegeFootballNews.com...Graded out to 84.4 percent on the season (532 plus plays out of 630 total snaps), the second highest on the CU line...Graded out to 80 percent or better in nine of his 11 games...Allowed just two sacks and three pressures on the season...Sustained a severe knee sprain in the season opener at Hawaii (Sept. 3), which sidelined him for the next two games (vs. California, vs. Colorado State)...In his first game back from the knee injury, posted a season-high grade of 90.4 percent at Ohio State (Sept. 24)...Helped the

offense rack up 500 yards of total offense vs. Arizona (Nov. 12), including a season-high 273 rushing yards on 45 carries (6.1 avg.)...**Redshirt freshman season (2010):** Appeared in all 12 games with 11 starts at RT...Was an honorable mention All-Big 12 selection by AP...Earned honorable mention Freshman All-America honors from CollegeFootballNews.com...Played the third-most snaps on offense (796), trailing only fellow offensive linemen Nate Solder and Ryan Miller...Graded out at 89.8 percent for the season (715 plus plays), second best on the line behind only Solder (94.3)...Graded out to 80 percent or better in all 12 contests and 90 percent or better in seven games...Allowed just one sack and seven pressures...Helped the Buffaloes record 452 yards of total offense, including 252 rushing yards on 52 carries (4.8 avg.) vs. Hawaii (Sept. 18)...Posted a career-high grade of 94.7 percent (71 plus plays on 75 snaps) and helped the offense rack up 476 total yards vs. Kansas State (Nov. 20), including 251 rushing yards on 44 carries (5.7 avg.)...Earned second-team Academic All-Big 12 honors.

**PERSONAL:** Given name David Afrasiab Assad Bakhtiari...Last name is pronounced bock-tee-R-ee...Born in San Mateo, Calif. ...Oldest brother, Eric, played linebacker for the Tennessee Titans (2009) and San Francisco 49ers (2012)...Another older brother, Andrew, played defensive end at the University of San Diego...Appeared in the movie *Pitch Perfect 2* in 2015 with four of his teammates...**High school:** Earned All-Western Catholic Athletic League, All-San Mateo County and all-metro honors as a senior at Junipero Serra High School in San Mateo, Calif. ...His senior season marked his first year as a starter in football at any level...Helped his team win the WCAL championship and advance to the state semifinals...Was honored by the Bay Area News Group as a member of the 2008 Cream of the Crop team among seniors, ranking No. 8 out of the 25 players from northern California selected on college potential from a survey of college coaches...Also lettered in lacrosse as a sophomore and as a junior, winning the Lock Down Award as the team's top hitter...**Community involvement:** Created the Fund A Dream scholarship at his high school...Attended a pizza party for the PALS program...Signed autographs at the Jerry Parins Cruise for Cancer in exchange for donations...Visited homeless shelters and nursing homes while he was in college...Residence: Burlington, Calif.

**DAVID BAKHTIARI'S PRO GAMES PLAYED/STARTED**

Year	Team	GP	GS
2013	Green Bay	16	16
2014	Green Bay	16	16
2015	Green Bay	14	14
2016	Green Bay	16	16
2017	Green Bay	12	12
<b>NFL totals (five years)</b>		<b>74</b>	<b>74</b>
<b>Postseason</b>		<b>7</b>	<b>7</b>

**CAREER TRANSACTIONS**

- 2013 Selected by Green Bay Packers as first of three choices in the fourth round (129th overall) of '13 NFL Draft, April 27...Signed first contract, May 10.
- 2016 Signed contract extension, Sept. 13.

**Additional statistics:** Special teams tackles — 1 in 2014.

**NFL debut/first start:** at San Francisco, 9/8/13




Ht: 6-5 Wt: 320

Born: January 17, 1989

NFL Games

Played/Started: 90/74

Acquired: FA-18



# Byron BELL

# 74

Tackle/Guard  
New Mexico

Eighth NFL Season | First Packers Season

VETERANS

## PRO HIGHLIGHTS:

➤ Has played in 90 career games with 74 starts during the regular season and started all three postseason games he appeared in.

➤ Has experience at numerous positions on the offensive line, making starts in the NFL at right tackle (48), left tackle (18), left guard (seven) and right guard (one).

➤ In the first six seasons he played in (missed 2016 due to injury), has been part of teams that have finished in the top 11 in rushing yards per game five times (2017: No. 2 / 2014: No. 7 / 2013: No. 11 / 2012: No. 9 / 2011: No. 3).

➤ In 2017, played in 12 games with two starts (both at LT) for the Dallas Cowboys.

➤ Signed with the Tennessee Titans in 2015, starting all 16 games during his first year (seven at LG, eight at RT and one at LT) and then missed the entire 2016 season after suffering an ankle injury during OTAs.

➤ Originally signed as an undrafted rookie free agent out of New Mexico by Carolina in 2011 and played in 62 games with 56 starts for the Panthers over four seasons (2011-14), playing right and left tackle. Also started all three post-season games he played in for Carolina.

➤ During his time in Carolina, the Panthers averaged 133.7 rushing yards per game and 4.59 rushing yards per play, both ranking No. 5 in the NFL from 2011-14. Carolina's 71 rushing touchdowns ranked No. 2 in the league over that span.

➤ In 2012, started all 15 games he played in, contributing to an offense that produced 5,771 total net yards and 328 first downs, the second-highest totals in team history.

➤ Played in all 16 games with 12 starts as a rookie in 2011, blocking for an offense that ranked No. 7 in the NFL and set team records with 6,237 net yards and 345 first downs.

**2017 SEASON:** Saw action in 12 games with two starts (both at LT) for the Cowboys...Part of an offense that finished No. 2 in the NFL in both rushing yards per game (135.6) and TDs on 10-play drives (14)...Served as a backup on an offensive line that had three players selected to the Pro Bowl (T Tyrion Smith, C Travis Frederick and G Zack Martin)...**Vs. Philadelphia (Nov. 19):** Made first start for Dallas, blocking for a rushing attack that totaled 112 yards on 27 attempts (4.1 avg.)...**At Philadelphia (Dec. 31):** Started and was part of a line that helped Dallas record 129 yards on 32 carries (4.0 avg.).

**2016:** Missed the entire season after suffering an ankle injury in OTAs...Placed on injured reserve on June 3.

**2015:** Started all 16 games in his first season with the Titans, including seven starts at LG, eight starts at RT and one start at LT...**At Tampa Bay (Sept. 13):** Started at LG in his Titans debut and was a member of an offensive front that opened holes for Titans rushers to gain 124 yards on the ground...**At Cleveland (Sept. 20):** Started at LG and helped block for the Titans to amass 166 rushing yards on 30 carries (5.5 avg.)...**Vs. Indianapolis (Sept. 27):**

## AT A GLANCE ...

- Has played in 90 career games with 74 starts during the regular season and started all three postseason contests he appeared in.
- Originally signed as an undrafted rookie free agent out of New Mexico by Carolina in 2011. After four seasons (2011-14) with the Panthers, spent two years with the Tennessee Titans (2015-16) and a season with the Dallas Cowboys (2017).
- In the first six seasons he played in (missed 2016 due to injury), has been part of teams that have finished in the top 11 in rushing yards per game five times (2017: No. 2 / 2014: No. 7 / 2013: No. 11 / 2012: No. 9 / 2011: No. 3).
- Played in 37 games with 36 starts at New Mexico, starting 24 games at LT over the final two seasons after making 12 starts at RT as a sophomore.

Started at LG and helped protect QB Marcus Mariota, who passed for a then-career high of 367 yards...**At New Orleans (Nov. 8):** Started at RT and was a member of a line that did not allow a sack on 39 pass attempts and allowed Mariota to throw for a career-best 371 yards and four TDs. It was part of an offensive output that totaled a season-high 483 yards...**Vs. Jacksonville (Dec. 6):** Started at RT and helped block for an offense that amassed 467 total yards...**Vs. Houston (Dec. 27):** Started at RT, but moved to LT early in the second quarter when Taylor Lewan left the game with an injury.

**2014:** Started all 15 games he played in at LT during the regular season as well as both postseason contests...Part of a line that created holes for Panthers rushers to gain 2,036 yards on the ground to rank No. 7 in the league...**Vs. Cleveland (Dec. 21):** Blocked for an offense that racked up a season-best 209 yards on 45 carries (4.6 avg.). It was tied for the sixth-most carries in a game in team history...**At Atlanta (Dec. 28):** Part of an offense that totaled 194 yards rushing on 35 attempts (5.5 avg.), marking the first time in franchise history that Carolina surpassed 190 rushing yards in back-to-back games.

**2013:** Played in 16 games with 14 starts at RT...Helped clear paths for the Panthers to rush for more than 100 yards in 14 games...Contributed to an offense that ranked No. 4 in the NFL in third-down efficiency (43.8 pct.), No. 5 in time of possession (31:54), No. 2 in drives lasting five-plus minutes (30) and tied for No. 7 in drives of 10 plays or more (30)...**Vs. N.Y. Giants (Sept. 22):** Part of a line that cleared the way for season highs in total net yards (402), rushing yards (194) and attempts (46)...**Vs. San Francisco (NFC Divisional, Jan. 12):** Started at RT in his first career playoff game.

**2012:** Started all 15 games he played in (14 at RT, one at RG), contributing to an offense that produced 5,771 total net yards and 328 first downs, the second-highest totals in team history to that point...Missed one game with an ankle injury (vs. N.Y. Giants, Sept. 20)...**At San Diego (Dec. 16):** Opened holes and provided protection for the Panthers to set a team record with 29 first downs (13 rushing, 12 passing, four via penalty)...**At New Orleans (Dec.**

Community

Admin & Coaches

Bell

Draft & Free Agents

2017 Review

Records & History

Lambeau Field

Misc.

**30):** Helped the offense amass 530 yards, the second most in team history, and cleared paths for the Panthers to compile 273 yards rushing, No. 2 in team history.

**2011:** Played in 16 games, starting 12 at RT as a rookie... Blocked as part of an offense that ranked No. 7 in the NFL and set team records with 6,237 net yards and 345 first downs...The Panthers also ranked No. 3 in the NFL in rushing with 150.5 yards per game and tied for No. 5 in the NFL in scoring with 406 points...Helped open holes for a rushing attack that eclipsed 100 yards rushing in a team-record 14 consecutive games and established a franchise record with 139 rushing first downs...**Vs. Green Bay (Sept. 18):** Made his first career start...**At Tampa Bay (Dec. 4):** Helped pave the way for Carolina to total 163 rushing yards and a season-best four rushing TDs on a season-high 39 attempts (4.2 avg.)...**Vs. Tampa Bay (Dec. 24):** Cleared lanes for the Panthers to amass 270 rushing yards, equalling the third-highest total in franchise history.

**COLLEGE:** Played in 37 games with 36 starts at New Mexico...Started 24 games at LT over the final two seasons after making 12 starts at RT as a sophomore...Majored in university studies...**Senior season (2010):** Started 12 games and earned All-Mountain West Conference honor-

able mention and the team's Outstanding Offensive Line-man award...**Junior season (2009):** Started 12 games, helping three different Lobos running backs rush for 100 yards or more in a game...**Sophomore season (2008):** Surrendered only three sacks in 12 starts...Helped pave the way for the team to average 204.9 yards rushing per game, which ranked No. 3 in the conference and No. 16 in the nation...**Freshman season (2007):** Played in one game, missing most of the season with a knee injury.

**PERSONAL:** Given name Byron Michael Bell...Born in Greenville, Texas...Greenville named the street he grew up on "Byron Bell Street" and the mayor gave him a key to the city in 2011...**High school:** Attended Greenville (Texas) High School and was named first-team all-state by *The Associated Press* as an offensive tackle as a senior...Also selected second-team all-state by the Texas Sportswriters and was a unanimous choice for all-district in 10-4A...Was the starting center on the basketball team and competed in the shot put...**Community involvement:** Participated in the 2017 Dallas Cowboys U High School Camp...During the 2016 offseason, volunteered as a teacher in numerous Middle Tennessee schools to prepare himself for a potential career in education following his football days...Residence: Greenville, Texas.

### BYRON BELL'S PRO GAMES PLAYED/STARTED

Year	Team	GP	GS
2011	Carolina	16	12
2012	Carolina	15	15
2013	Carolina	16	14
2014	Carolina	15	15
2015	Tennessee	16	16
2016	Tennessee	0	0
2017	Dallas	12	2
<b>NFL totals (seven years)</b>		<b>90</b>	<b>74</b>
<b>Postseason</b>		<b>3</b>	<b>3</b>

*On injured reserve for 2016 season*

#### CAREER TRANSACTIONS

- 2011 Signed by Carolina Panthers as undrafted free agent, July 30.
- 2015 Signed by Tennessee Titans as unrestricted free agent, April 22.
- 2016 Re-signed by Titans on March 18...Placed on injured reserve (ankle), June 3.
- 2017 Signed by Dallas Cowboys as unrestricted free agent, March 27.
- 2018 Signed by Green Bay Packers as free agent, May 30.

**Additional statistics:** *Miscellaneous tackles* — 2 in 2015. *Miscellaneous fumble recoveries* — 1 in 2014.

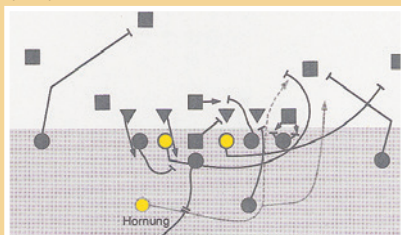
**NFL debut:** at Arizona, 9/11/11

**First NFL start:** vs. Green Bay, 9/18/11

### THE LOMBARDI SWEEP

Vince Lombardi was fond of saying, "Every football team eventually arrives at a lead play. It becomes the team's bread-and-butter play ... My No. 1 play has been the power sweep, sometimes called the Lombardi Sweep." The call in the huddle was Red Right 49, and the play unfolded with the halfback — Paul Hornung (No. 5) when he was in his prime — carrying the ball around right end following his pulling guards, Jerry Kramer (64) and Fuzzy Thurston (63).

Companion plays in Lombardi's offense included the weak-side sweep with the fullback as the ball carrier and also the halfback option pass.



Ht: 6-3 Wt: 246

Born: July 2, 1993

NFL Games  
Played/Started: 9/0

Acquired: D4a-17



# Vince BIEGEL

# 45

Linebacker  
Wisconsin

Second NFL Season | Second Packers Season

## PRO HIGHLIGHTS:

- Was on the reserve/physically unable to perform list (foot) until Nov. 3. Played in nine games, recording 13 tackles (eight solo), including a tackle for a loss, three QB pressures and a QB hit on defense and six tackles on special teams (tied for No. 2 on the team).
- Made his NFL debut vs. Detroit (Nov. 6) and posted three tackles (one solo) on defense and a tackle on special teams.
- Selected by Green Bay with the first of two picks in the fourth round of the 2017 NFL Draft (No. 108 overall). Joined T.J. Watt (first round, Pittsburgh) as the first pair of linebackers from the University of Wisconsin to be selected in the same draft since Pete Monty (N.Y. Giants, fourth round) and Tarek Saleh (Carolina Panthers, fourth round) in 1997.
- Became the first defensive player from the University of Wisconsin to be selected by the Packers since DE Don Davey (third round) in 1991.

**2017 SEASON:** Played in nine games, recording 13 tackles (eight solo), including a tackle for a loss, three QB pressures and a QB hit on defense and six tackles on special teams (tied for No. 2 on the team)...Was activated from reserve/physically unable to perform (foot) on Nov. 3...**Vs. Detroit (Nov. 6):** Appeared on 19 plays on defense and 11 on special teams in his NFL debut. Posted a career-high three tackles (one solo) on defense and added a tackle on special teams...**At Chicago (Nov. 12):** Played six snaps on defense and 13 on special teams. Recorded a career-high two tackles on special teams...**Vs. Baltimore (Nov. 19):** Appeared on 16 plays on defense and 11 on special teams. Matched his career high with three tackles (two solo), including a stop of RB Alex Collins for a 2-yard loss on a run near the sideline late in the fourth quarter...**At Pittsburgh (Nov. 26):** Played 22 snaps on defense and 12 on special teams. Recorded a solo tackle, a QB pressure and a QB hit...**At Detroit (Dec. 31):** Played 11 snaps on defense and 26 on special teams. Registered two tackles (one solo) and a QB pressure...**2017 Draft:** Selected by Green Bay with the first of two picks in the fourth round with the No. 108 overall choice, the first defensive player from the University of Wisconsin to be selected by the Packers since Davey (third round) in 1991.

**COLLEGE:** Played in 54 games (tied school record) with 40 starts and finished No. 7 in school history with 21½ sacks and No. 10 with 39½ tackles for loss...Totalled 191 tackles (117 solo), five passes defended, three forced fumbles and two fumble recoveries...Graduated with a bachelor's degree in life sciences communication in December 2016, and was a four-time Academic All-Big Ten selection...**Senior season (2016):** Started all 12 games he appeared in at outside linebacker, missing two games (at Michigan, Oct. 1; vs. Ohio State, Oct. 15) due to a foot injury...Named second-team All-Big Ten (coaches) and third-team All-Big Ten (media) while also being a semifinalist for the William V. Campbell Trophy, which is given to the

## AT A GLANCE ...

- Was on the reserve/physically unable to perform list (foot) until Nov. 3. Played in nine games, recording 13 tackles (eight solo), including a tackle for a loss, three QB pressures and a QB hit on defense and six tackles on special teams (tied for No. 2 on the team).
- Earned All-Big Ten honors from the coaches, media or both in each of his final three seasons at the University of Wisconsin.
- Matched a school record by playing in 54 games, including 40 starts, and ranked No. 7 all-time at the University of Wisconsin with 21½ sacks and No. 10 with 39½ tackles for loss. Also recorded 191 total tackles (117 solo), five passes defended, three forced fumbles and two fumble recoveries.
- Was a part of the winningest senior class in school history, one that posted a record of 41-13 (.759), including a 26-7 (.788) mark in Big Ten play and three consecutive bowl victories.
- Was a member of a defense that allowed 16.6 points per game and 292.5 total yards per game over four years (2013-16), trailing only Alabama (15.1 ppg, 287.6 ypg) among FBS teams over that span.
- As a senior at Lincoln High School (Wisconsin Rapids, Wis.), was named All-America by U.S. Army, *USA Today* and *Parade* while also being honored as the Gatorade Wisconsin Player of the Year.

individual with the best combination of academics, community service and on-field performance...Part of a unit that ranked No. 4 nationally in scoring defense (15.6 ppg), No. 7 in total defense (301.4 ypg), No. 3 in rushing defense (98.8 ypg) and No. 10 in passing-efficiency defense (106.9)...Recorded 44 tackles, six tackles for a loss, four sacks and seven QB hurries...Recorded four tackles (two solo) and a sack in the Lambeau Field College Classic vs. Louisiana State (Sept. 3)...Matched season high with eight total stops, including a season-best six solo tackles, vs. Penn State (Big Ten Football Championship, Dec. 3)...Tallied five tackles (four solo), a sack and a forced fumble vs. Western Michigan (Cotton Bowl, Jan. 2)...**Junior season (2015):** Started all 13 games at OLB and was named third-team All-Big Ten (consensus)...Ranked No. 2 on the team with a career-best eight sacks and 14 tackles for a loss...Also registered a career-high 66 total tackles (31 solo) and nine quarterback hurries...Part of a defense that ranked No. 1 nationally in scoring defense (13.7 ppg) and No. 2 in total defense (268.5 ypg)...Tallied at least one sack in four of the final five games of the season...Recorded five tackles (three solo) and a tackle for a loss vs. Alabama (Arlington, Texas, Sept. 5)...Registered a season-best two sacks to go with five tackles (three solo) vs. Rutgers (Oct. 31)...Posted a career-high 14 tackles (three solo), 1½ tackles for a loss and a sack vs. Northwestern (Nov. 21)...Recorded six solo tackles, two tackles for a loss and a sack at Minnesota (Nov. 28)...**Sophomore season (2014):** Saw action in all 14 games, making 13 starts at OLB...Named second-team All-Big Ten (media)...Led the team with a career-best 16½ tackles for a loss and ranked No. 2 on the team with 7½ sacks...Also recorded 56 tackles (38 solo) and two passes defended, and registered career highs in forced fumbles (two) and fumble recoveries (two)...Contributed to a unit that ranked No. 4 in the country in total defense (294.1

VETERANS  
Community  
Admin & Coaches  
Biegel  
Draft & Free Agents  
2017 Review  
Records & History  
Lambeau Field  
Misc.



yards per game) and No. 17 in scoring defense (20.8 points per game)...Earned Big Ten Defensive Player of the Week honors after recording a career-high three sacks to go with a season-best seven tackles (six solo), four tackles for a loss and a pass defended at Purdue (Nov. 8)...Finished with five tackles, including two tackles for a loss, and a forced fumble vs. Nebraska (Nov. 15)...**Redshirt freshman season (2013):** Started two of 13 games played, recording 25 tackles (19 solo), three tackles for a loss, two sacks and two passes defended...Registered a tackle in 12 of 13 games...Posted first career sack vs. Purdue (Sept. 21)...Registered a season-high four solo tackles, a sack and a pass defended vs. Northwestern (Oct. 12)...**Freshman season (2012):** Granted a medical redshirt after a foot injury ended his season after two games...Played in his first career game vs. Utah State (Sept. 15).

**PERSONAL:** Given name Vincent James Biegel...Born in Marshfield, Wis. ...Married to Sarah...His father, Rocky, played linebacker at BYU from 1988-92 and wrestled in 1992...His father was also a two-time state-champion wrestler for Wisconsin Rapids High School, going undefeated as a senior (winning every match by fall)...His uncle, T.D. Biegel, played fullback at BYU from 1989-93, and his grandfather, Ken Biegel, played linebacker and offensive guard at UW-Eau Claire before becoming a decorated high school coach enshrined in the National High School Ath-

letic Coaches Association and Wisconsin Football Coaches Association halls of fame...His brother, Hayden Biegel, played for the Wisconsin Badgers from 2013-15...His family owns and operates a cranberry marsh...Interned with Merrill Lynch during the summers of 2015 and 2016...**High school:** Lettered in football (four years), hockey (two years) and track and field (four years) at Lincoln High School (Wisconsin Rapids, Wis.)...Was the top-ranked player in Wisconsin by ESPN and Rivals.com after finishing his career with 425 tackles, 27 sacks, 10 interceptions, 10 forced fumbles, five fumble recoveries and four defensive touchdowns...As a senior, was named All-America by U.S. Army, *USA Today* and *Parade* while also being honored as the Gatorade Wisconsin Player of the Year and conference player of the year...Member of the 2011 National Underclassman Midwest Ultimate Top 60 and winner of the John Anderson Award (outstanding linebacker)...Was a finalist for the Dick Butkus Award (top linebacker)...Selected as a team captain and earned first-team all-state, all-region and all-conference honors in both his junior and senior seasons...Earned second-team all-conference honors as a sophomore...**Community involvement:** Visited cadets at the Challenge Academy in Fort McCoy, Wis. ...Signed autographs to raise money for The Salvation Army...Has volunteered at children's hospitals and for Special Olympics...Residence: Wisconsin Rapids, Wis.

**VINCE BIEGEL'S PRO STATISTICS**

Year	Team	—Tackles—								Interceptions					Fumbles		
		GP	GS	Tot	Solo	Asst	Sk	Yds	No	Yds	Lg	TD	PD	FF	FR	Yds	
2017	Green Bay	9	0	13	8	5	0	0	0	0	0	0	0	0	0	0	0

**Additional statistics:** Special teams tackles — 6 in 2017.

**NFL debut:** vs. Detroit, 11/6/17

**CAREER TRANSACTIONS**

- 2017 Selected by Green Bay Packers as first of two choices in the fourth round (108th overall) of '17 NFL Draft, April 28...Signed first contract, May 31...Placed on reserve/physically unable to perform (foot), Sept. 2...Activated from reserve/physically unable to perform, Nov. 3.

**BIEGEL'S SINGLE-GAME CAREER HIGHS**

**Tackles**  
 Total.....3,  
 vs. Det. (11/6/17) and vs. Bal. (11/19/17)  
**Solo**.....2,  
 vs. Bal. (11/19/17) and at Cle. (12/10/17)

**VINCE BIEGEL GAME-BY-GAME**

**2017, GREEN BAY**

Date	Opp	GP	GS	Tot	So	As	Sk	Yd	Int	Yd	Lg	TD	PD	FF	FR
09/10	Sea-W														
09/17	at Atl-L														
09/24	Cin-W														
09/28	Chi-W														
10/08	at Dal-W														
10/15	at Min-L														
10/22	NO-L														
11/06	Det-L	1	0	3	1	2	0	0	0	0	0	0	0	0	0
11/12	at Chi-W	1	0	1	0	1	0	0	0	0	0	0	0	0	0
11/19	Bal-L	1	0	3	2	1	0	0	0	0	0	0	0	0	0
11/26	at Pit-L	1	0	1	1	0	0	0	0	0	0	0	0	0	0
12/03	TB-W	1	0	0	0	0	0	0	0	0	0	0	0	0	0
12/10	at Cle-W	1	0	2	2	0	0	0	0	0	0	0	0	0	0
12/17	at Car-L	1	0	1	1	0	0	0	0	0	0	0	0	0	0
12/23	Min-L	1	0	0	0	0	0	0	0	0	0	0	0	0	0
12/31	at Det-L	1	0	2	1	1	0	0	0	0	0	0	0	0	0
<b>'17 TOTALS</b>		<b>9</b>	<b>0</b>	<b>13</b>	<b>8</b>	<b>5</b>	<b>0</b>	<b>0</b>	<b>0</b>	<b>0</b>	<b>0</b>	<b>0</b>	<b>0</b>	<b>0</b>	<b>0</b>


Ht: 5-11 Wt: 200

Born: August 11, 1994

NFL Games

Played/Started: 22/4

Acquired: FA-16



# Kentrell BRICE

Safety

Louisiana Tech

# 29

Third NFL Season | Third Packers Season

VETERANS

## PRO HIGHLIGHTS:

- ▶ Started a career-best three games in 2017 and set career highs in tackles (24), solo tackles (21), interceptions (one) and passes defended (four) despite only playing in six contests before being placed on injured reserve with an ankle injury on Nov. 3.
- ▶ Was one of five rookie free agents to make Green Bay's Week 1 roster and joined S Marwin Evans as the only rookie free agents to play in all 16 regular season games and three postseason contests for the Packers in 2016.
- ▶ Started one of 16 games played as a rookie, recording 15 tackles (all solo), a pass defended and a fumble recovery.
- ▶ Ranked No. 4 on the team in 2016 with eight special teams tackles during the regular season and No. 3 on the team with three tackles on special teams in the playoffs.

**2017 SEASON:** Played in six games with three starts and registered 24 tackles (21 solo), an interception, four passes defended and two QB pressures...Also posted two tackles on special teams...Was placed on injured reserve (ankle) on Nov. 3...**Vs. Seattle (Sept. 10):** Posted two tackles (both solo), a pass defended and a QB pressure. Helped limit QB Russell Wilson to a 69.7 passer rating as he completed just 14 of 27 passes for 158 yards with no TDs...**At Atlanta (Sept. 17):** Started at SS with S Morgan Burnett opening the game at ILB, but was limited to just 21 snaps after sustaining a groin injury in the second quarter. Posted four tackles (all solo)...**Vs. Chicago (Sept. 28):** Registered four tackles (three solo) and his first career interception. Late in the third quarter, picked off a QB Mike Glennon pass that sailed over the head of WR Deonte Thompson, making the INT at the Green Bay 47 and returning it 11 yards...**At Dallas (Oct. 8):** Posted two tackles (both solo) and a pass defended. Early in the fourth quarter, ran down the seam with TE Jason Witten and got his right hand in to break up a pass from QB Dak Prescott on third-and-8, forcing Dallas to settle for a field goal...**Vs. New Orleans (Oct. 22):** Started at SS for the second straight game in place of an injured Burnett and registered a career-high eight tackles (seven solo).

**2016:** Played in all 16 games with one start, seeing time on defense and special teams...Registered 15 tackles (all solo), a fumble recovery and a pass defended on defense and eight tackles on special teams (No. 4 on the team)... Also appeared in all three postseason contests and recorded five tackles (all solo) and two passes defended...Ranked No. 3 on the team with three tackles on special teams in the playoffs...**Vs. Detroit (Sept. 25):** Played a team-high 23 snaps on special teams and also saw 12 plays of action on defense. Posted the first tackle of his NFL career, drilling WR Golden Tate after a 10-yard completion in the second quarter. Also recorded a tackle on special teams...**At Tennessee (Nov. 13):** Played 21 snaps on defense and 22 on special teams. Registered a solo tackle and his first career pass defended. Came over to break up QB Marcus Mariota's deep pass down the middle intended for TE Delanie Walker on third down late in the first half to force a Tennessee punt.

## AT A GLANCE ...

- Started a career-best three games in 2017 and set career highs in tackles (24), solo tackles (21), interceptions (one) and passes defended (four) despite only playing in six contests before being placed on injured reserve with an ankle injury on Nov. 3.
- Was one of five rookie free agents to make Green Bay's Week 1 roster and joined S Marwin Evans as the only rookie free agents to play in all 16 regular-season games and three postseason contests for the Packers in 2016.
- Started one of 16 games played as a rookie, recording 15 tackles (all solo), a pass defended and a fumble recovery.
- Ranked No. 4 on the team in 2016 with eight special teams tackles during the regular season and No. 3 on the team with three tackles on special teams in the playoffs.
- Started 33 of 49 games played at Louisiana Tech, recording 210 tackles (154 solo), 10 tackles for a loss, five sacks, three interceptions, four forced fumbles, a fumble recovery and 13 pass breakups.

Added a tackle on special teams...**At Washington (Nov. 20):** Registered three tackles on defense (all solo), but sustained a back injury late in the fourth quarter and did not return...**Vs. Seattle (Dec. 11):** Played 17 snaps on defense and 16 on special teams. Late in the fourth quarter, posted the first fumble recovery of his career, diving on a fumble by RB Alex Collins at the Green Bay 33 that was forced by DT Christian Ringo. Also posted one solo tackle on defense and a tackle on special teams...**At Chicago (Dec. 18):** Made a key tackle late in the game with the Packers leading, 27-24, and the Bears facing a second-and-goal from the 4. Came up to bring down RB Jordan Howard for no gain as the Bears were forced to settle for a tying FG two plays later...**At Detroit (Jan. 1):** Started his first NFL game, opening at SS with Burnett sliding to ILB, and posted a season-best five tackles (all solo)...**At Dallas (NFC Divisional, Jan. 15):** Saw significant action in place of Burnett, who left the game in the first half due to a quad injury. Registered four tackles (all solo) and two passes defended. Late in the first half, came up to bring down RB Ezekiel Elliott for no gain on a run. In the third quarter, made a leaping breakup of Prescott's deep pass down the middle intended for WR Terrance Williams, nearly intercepting the ball near the goal line. Added a tackle on special teams...**At Atlanta (NFC Championship, Jan. 22):** Was limited to just three snaps on defense and three on special teams due to a shoulder injury that he sustained making a tackle of WR Eric Weems on the opening kickoff...**2016 Draft:** Signed by Green Bay as an undrafted free agent on May 6.

**COLLEGE:** Started 33 of 49 games played at Louisiana Tech, recording 210 tackles (154 solo), 10 tackles for a loss, five sacks, three interceptions, four forced fumbles, one fumble recovery and 13 pass breakups...Earned degree in liberal arts...**Senior season (2015):** Started all 13 games played, posting 60 tackles (46 solo), including four for a loss, a sack, an INT, eight pass breakups and a fumble recovery...Produced eight games with at least five tackles, including four with at least five solo tackles...Re-

Community

Admin & Coaches

Brice

Draft & Free Agents

2017 Review

Records & History

Lambeau Field

Misc.

corded seven tackles (five solo) and a fumble recovery at Western Kentucky (Sept. 10)...Logged a season-high eight tackles (six solo) vs. Florida International (Sept. 26)...Recorded a season-high seven solo tackles in Louisiana Tech's 42-17 win at Rice (Oct. 30)...Posted six solo tackles and picked off a pass for an 11-yard INT return vs. North Texas (Nov. 7)...**Junior season (2014):** Started all 14 games and recorded career highs in tackles (86), solo tackles (65), sacks (four) and forced fumbles (four)...Also added five pass breakups and two INTs...Produced 12 games with at least five tackles, three of which led the team...Led the team in tackles with nine (six solo) at No. 4 Oklahoma (Aug. 30)...Logged six tackles (five solo) and a forced fumble at North Texas (Sept. 11)...**Sophomore season (2013):** Started six of 12 games played, posting 54 tackles (35 solo), including two for a loss, and a fumble recovery...Opened up the season with 11 tackles (six solo) at N.C.

State (Aug. 31)...**Freshman season (2012):** Played in 10 games, recording 10 tackles (eight solo).

**PERSONAL:** Given name Kentrell Montez Brice... First name is pronounced ken-TRELL...Born in Ruston, La. ...Has a son, Kentrell Jr. ...**High school:** Attended Ruston (La.) High School, logging 159 tackles (104 solo), including nine for a loss, five forced fumbles, three fumble recoveries, 31 pass breakups and six interceptions...Also posted eight blocked field goals, returned an INT for a 96-yard touchdown and returned two kickoffs for TDs during his senior year...Lettered in football all four years...Was named first-team all-district, honorable mention all-state and the Elite 22 Defensive MVP of the Year...Lettered two years in track and field and basketball.

## KENTRELL BRICE'S PRO STATISTICS

Year	Team	GP	GS	—Tackles—					Interceptions					Fumbles			
				Tot	Solo	Asst	Sk	Yds	No	Yds	Lg	TD	PD	FF	FR	Yds	
2016	Green Bay	16	1	15	15	0	0	0	0	0	0	0	0	1	0	1	0
2017	Green Bay	6	3	24	21	3	0	0	1	11	11	0	4	0	0	0	0
<b>NFL totals (two years)</b>		<b>22</b>	<b>4</b>	<b>39</b>	<b>36</b>	<b>3</b>	<b>0</b>	<b>0</b>	<b>1</b>	<b>11</b>	<b>11</b>	<b>0</b>	<b>5</b>	<b>0</b>	<b>1</b>	<b>0</b>	<b>0</b>

Year	Team	GP	GS	—Tackles—					Interceptions					Fumbles			
				Tot	Solo	Asst	Sk	Yds	No	Yds	Lg	TD	PD	FF	FR	Yds	
2016	Green Bay	3	0	5	0	0	0	0	0	0	0	0	2	0	0	0	0

**Additional statistics:** Special teams tackles — 8 in 2016, 3 in '16 playoffs, 2 in 2017; NFL total: 10.

**NFL debut:** at Jacksonville, 9/11/16  
**First NFL start:** at Detroit, 1/1/17  
**First NFL interception:** vs. Chicago, 9/28/17 (M.Glennon)

### CAREER TRANSACTIONS

- 2016 Signed by Green Bay Packers as undrafted free agent, May 6.
- 2017 Placed on injured reserve (ankle), Nov. 3.

### BRICE'S SINGLE-GAME CAREER HIGHS

<b>Tackles</b>	
Total	8, vs. NO (10/22/17)
Solo	7, vs. NO (10/22/17)
<b>Interceptions</b> ..... 1, vs. Chi. (9/28/17)	
<b>Passes Defensed</b> ..... 1, five times (last: at Min., 10/15/17)	

## KENTRELL BRICE GAME-BY-GAME

### 2016, GREEN BAY

Date	Opp	GP	GS	Tot	So	As	Sk	Yd	Int	Yd	Lg	TD	PD	FF	FR
09/11	at Jax-W	1	0	0	0	0	0	0	0	0	0	0	0	0	0
09/18	at Min-L	1	0	0	0	0	0	0	0	0	0	0	0	0	0
09/25	Det-W	1	0	1	1	0	0	0	0	0	0	0	0	0	0
10/09	NYG-W	1	0	0	0	0	0	0	0	0	0	0	0	0	0
10/16	Dal-L	1	0	0	0	0	0	0	0	0	0	0	0	0	0
10/20	Chi-W	1	0	0	0	0	0	0	0	0	0	0	0	0	0
10/30	at Atl-L	1	0	1	1	0	0	0	0	0	0	0	0	0	0
11/06	Ind-L	1	0	1	1	0	0	0	0	0	0	0	0	0	0
11/13	at Ten-L	1	0	1	1	0	0	0	0	0	0	1	0	0	0
11/20	at Was-L	1	0	3	3	0	0	0	0	0	0	0	0	0	0
11/28	at Phi-W	1	0	0	0	0	0	0	0	0	0	0	0	0	0
12/04	Hou-W	1	0	0	0	0	0	0	0	0	0	0	0	0	0
12/11	Sea-W	1	0	1	1	0	0	0	0	0	0	0	0	1	0
12/18	at Chi-W	1	0	1	1	0	0	0	0	0	0	0	0	0	0
12/24	Min-W	1	0	1	1	0	0	0	0	0	0	0	0	0	0
01/01	at Det-W	1	1	5	0	0	0	0	0	0	0	0	0	0	0
<b>'16 TOTALS</b>		<b>16</b>	<b>1</b>	<b>15</b>	<b>15</b>	<b>0</b>	<b>0</b>	<b>0</b>	<b>0</b>	<b>0</b>	<b>0</b>	<b>1</b>	<b>0</b>	<b>1</b>	<b>0</b>
01/08	NYG-W	1	0	1	1	0	0	0	0	0	0	0	0	0	0
01/15	at Dal-W	1	0	4	4	0	0	0	0	0	0	0	2	0	0
01/22	at Atl-L	1	0	0	0	0	0	0	0	0	0	0	0	0	0
<b>PLAYOFFS</b>		<b>3</b>	<b>0</b>	<b>5</b>	<b>0</b>	<b>0</b>	<b>0</b>	<b>0</b>	<b>0</b>	<b>0</b>	<b>0</b>	<b>2</b>	<b>0</b>	<b>0</b>	<b>0</b>

•NFC Wild Card Playoff; •NFC Divisional Playoff; •NFC Championship

### 2017, GREEN BAY

Date	Opp	GP	GS	Tot	So	As	Sk	Yd	Int	Yd	Lg	TD	PD	FF	FR
09/10	Sea-W	1	0	2	2	0	0	0	0	0	0	0	1	0	0
09/17	at Atl-L	1	1	4	4	0	0	0	0	0	0	0	0	0	0
09/24	Cin-W														
(inactive — groin)															
09/28	Chi-W	1	0	4	3	1	0	0	1	11	11	0	1	0	0
10/08	at Dal-W	1	0	2	2	0	0	0	0	0	0	0	1	0	0
10/15	at Min-L	1	1	4	3	1	0	0	0	0	0	0	1	0	0
10/22	NO-L	1	1	8	7	1	0	0	0	0	0	0	0	0	0
11/06	Det-L														
(injured reserve — ankle)															
11/12	at Chi-W														
(injured reserve — ankle)															
11/19	Bal-L														
(injured reserve — ankle)															
11/26	at Pit-L														
(injured reserve — ankle)															
12/03	TB-W														
(injured reserve — ankle)															
12/10	at Cle-W														
(injured reserve — ankle)															
12/17	at Car-L														
(injured reserve — ankle)															
12/23	Min-L														
(injured reserve — ankle)															
12/31	at Det-L														
(injured reserve — ankle)															
<b>'17 TOTALS</b>		<b>6</b>	<b>3</b>	<b>24</b>	<b>21</b>	<b>3</b>	<b>0</b>	<b>0</b>	<b>1</b>	<b>11</b>	<b>11</b>	<b>0</b>	<b>4</b>	<b>0</b>	<b>0</b>



Ht: 6-5 Wt: 314

Born: March 21, 1989

NFL Games

Played/Started: 85/81

Acquired: D1-10



# Bryan BULAGA

Tackle  
Iowa

# 75

Ninth NFL Season | Ninth Packers Season

VETERANS

## PRO HIGHLIGHTS:

- Has played in 85 career regular-season games with 81 starts at right tackle, the most games played and started among offensive linemen on Green Bay's current roster.
- Started a career-high 16 games in 2016 and helped the offense rank in the top 10 in the NFL in several categories, including points per game (No. 4, 27.0), yards per game (No. 8, 368.8) and first downs (No. 7, 349).
- Opened all 12 games he appeared in at RT in 2015, blocking for RBs Eddie Lacy (758) and James Starks (601) as they became the first Green Bay duo since 1985 to both rush for 600-plus yards in the same season.
- Started 15 contests in 2014 and helped the offense rank No. 1 in the league in points per game (30.4), No. 6 in yards per game (386.1) and tied for No. 1 in giveaways with a franchise-record 13.
- Was part of a line that allowed just nine sacks in the final eight games in '14, the second-fewest allowed by an offensive line in the NFL over the final eight games behind only Denver (eight).
- Helped the offense finish tied for No. 9 in the league in sacks allowed with 30 that season, the fewest given up by Green Bay since 2007 (19).
- Blocked for QB Aaron Rodgers as he ranked No. 1 in the NFL in TD/INT ratio (7.60, 38/5), No. 2 in passer rating (112.2), No. 2 in yards per attempt (8.43) and No. 3 in TD passes (38) on his way to earning NFL Most Valuable Player honors from The Associated Press in '14.
- Spent the entire 2013 season on injured reserve after sustaining a significant knee injury in the team's annual Family Night scrimmage at Lambeau Field in early August.
- Was part of a line that helped the Packers average 28.8 points per game from 2010-12, No. 3 in the NFL over that span, and 374.2 yards per game, No. 6 in the league.
- Was limited to nine games in 2012 after sustaining a season-ending hip injury in the first half of the Week 9 contest vs. Arizona.
- Started all 12 games that he appeared in and allowed just one sack in 2011, according to STATS LLC.
- As a rookie in 2010, started the final 12 regular-season games and all four postseason contests at RT after taking over for injured veteran Mark Tauscher (shoulder).
- His 12 starts in '10 were the most in the regular season by a Packers rookie tackle since Tauscher's 14 in 2000.
- Named to the All-Rookie team by Pro Football Weekly/PFWA in 2010.
- Capped his impressive rookie season by becoming the youngest player at the time, according to STATS LLC, to ever start in the Super Bowl (21 years, 322 days), and turned in a commendable performance against Pittsburgh pass rusher LaMarr Woodley.
- Was the fourth offensive tackle selected in the 2010 NFL Draft (No. 23 overall). Became the first offensive lineman to be selected in the first round by the Packers since Ross

## AT A GLANCE ...

- Has played in 85 career regular-season games with 81 starts at right tackle, the most games played and started among offensive linemen on Green Bay's current roster.
- Started a career-high 16 games in 2016 and helped the offense rank in the top 10 in the NFL in several categories, including points per game (No. 4, 27.0), yards per game (No. 8, 368.8) and first downs (No. 7, 349).
- Started 15 contests in 2014, helping the offense rank No. 1 in the league in scoring (30.4 ppg) and No. 9 in the NFL in sacks allowed with 30, the fewest given up by Green Bay in a season since '07.
- Opened the final 12 games of 2010 and the entire postseason at RT after taking over for injured veteran Mark Tauscher (shoulder), the most regular-season starts by a Packers rookie tackle since Tauscher's 14 in 2000, and was named to the Pro Football Weekly/PFWA All-Rookie team.
- Started 23 of 26 games at LT over his final two seasons at Iowa and was named the Big Ten Offensive Lineman of the Year in '09.
- Was the fourth offensive tackle selected in the 2010 NFL Draft (No. 23 overall). Became the first offensive lineman to be selected in the first round by the Packers since Ross Verba in 1997 and the third Iowa offensive lineman to be selected in the first round in team history (Verba, Ron Hallstrom in 1982).

Verba in 1997 and the third Iowa offensive lineman to be selected in the first round in team history (Verba, Ron Hallstrom in 1982).

➤ Signed a contract extension with the team on March 11, 2015.

**2017 SEASON:** Started at RT in all five games he appeared in on the season...Sustained a significant knee injury early in the fourth quarter of the Week 9 contest vs. Detroit and was placed on injured reserve on Nov. 18...Was sidelined for three of the first four games due to an ankle injury sustained in a practice during training camp...**Vs. Cincinnati (Sept. 24):** Started and played 47 snaps before reinjuring his ankle and leaving the game in the fourth quarter. Protected Rodgers as he posted his franchise-record fifth consecutive 300-yard passing game with 313 yards and three TDs with one INT on 28-of-42 passing for a 102.6 passer rating...**At Dallas (Oct. 8):** Returned to the starting lineup and helped the offense rack up 160 rushing yards on 25 carries (6.4 avg.), highlighted by a 125-yard effort from rookie RB Aaron Jones on 19 attempts (6.6 avg.). It marked just the second time in the past 14 seasons (Week 15 at Chicago in 2016) that the Packers rushed for 160-plus yards on 25 or fewer carries. Also helped protect Rodgers as he threw three TD passes, his third straight game with three-plus TD passes...**Vs. New Orleans (Oct. 22):** Started and helped the offense register 181 rushing yards and two rushing TDs on 24 carries (7.5 avg.), highlighted by Jones' career-best 131 yards and a TD on 17 attempts (7.7 avg.)...**Vs. Detroit (Nov. 6):** Started and played 42 snaps before leaving the game early in the fourth quarter due to a knee injury that would end his season. Helped to protect QB Brett Hundley as he completed 26 of 38 passes for 245 yards.

Community

Admin & Coaches

Bulaga

Draft & Free Agents

2017 Review

Records & History

Lambeau Field

Misc.

**2016:** Started a career-high 16 games at RT and was part of a line that helped the Packers rank in the top 10 in the NFL in points per game (No. 4, 27.0), yards per game (No. 8, 368.8), passing yards per game (No. 7, 262.4), yards per carry (No. 7, 4.55), third-down conversions (No. 2, 46.7), first downs (No. 7, 349), time of possession (No. 5, 31:14) and giveaways (t-No. 8, 17)...Also started all three post-season contests...**Vs. Detroit (Sept. 25):** Helped to clear the way for Lacy's season-high 103 yards rushing on just 17 carries (6.1 avg.). Also protected Rodgers as he threw four TD passes, with all of them coming in the first half...

**Vs. Chicago (Oct. 20):** Started and appeared on all 87 plays, helping the offense record season highs for first downs (32) and time of possession (39:36). The first-down total was tied for the second-best single-game mark in franchise history and the time of possession was the best mark by Green Bay since Oct. 27, 2013, at Minnesota (40:54). Protected Rodgers as he completed a franchise-record 39 passes, including 10-plus passes to three different players (WRs Davante Adams, Randall Cobb and Ty Montgomery), only the second time in NFL history (New England Patriots, Nov. 13, 1994) that a team has accomplished that feat in a game...**At Philadelphia (Nov. 28):** Protected Rodgers as the line didn't allow a sack and provided time for him to complete 30 of 39 passes for 313 yards and two TDs for a 116.7 passer rating. Part of an offense that converted 10 of 14 third downs, a 71.4 conversion rate that was the best by an NFL team on the season...**Vs. Seattle (Dec. 11):** Helped protect Rodgers as he completed 18 of 23 passes for 246 yards and three TDs with no INTs for a 150.8 passer rating, the fourth-highest rating of his career. Part of a line that allowed just one sack, the third straight game with either one or zero sacks allowed, Green Bay's longest streak since a four-game stretch to end the 2014 season...**At Chicago (Dec. 18):** Part of an offense that racked up a season-best 451 total yards, highlighted by a season-high 226 yards rushing and three TDs on just 23 carries (9.8 avg.). The average of 9.8 yards per carry was the best in franchise history (since 1940) in games with 20-plus attempts, topping the previous high of 9.2 yards per carry at Washington on Oct. 10, 2010 (17 carries for 157 yards). The average per carry was also the second-best mark by an NFL team since the 1970 AFL-NFL merger among teams with 20-plus attempts behind only the 11.0-yard average posted by the Cincinnati Bengals (37-407) vs. Denver on Oct. 22, 2000. Helped clear holes for Montgomery to rush for a career-high 162 yards and two TDs on 16 attempts (10.1 avg.), the best yardage output by a Green Bay player since RB Samkon Gado's 171-yard outing vs. Detroit on Dec. 11, 2005...

**At Detroit (Jan. 1):** Started and played 67 of 75 snaps, leaving the game briefly in the second half due to injury. Helped the offense post 448 yards and 28 first downs as the Packers registered their fourth straight 30-point game, tied for the second-longest single-season streak in team history, and their fourth consecutive zero-giveaway game, tying the franchise record. Protected Rodgers as he was sacked just once on the evening and threw for 300 yards and four TDs on 27-of-39 passing with no INTs, his team-record seventh straight game without an INT. Helped clear holes for Green Bay's 153 yards rushing on 31 carries (4.9 avg.), the second-highest yardage output on the ground by the Packers on the season, with three players rushing for 40-plus yards...**Vs. N.Y. Giants (NFC Wild Card, Jan. 8):** Part of a line that helped protect Rodgers as he completed 25 of 40 passes for 362 yards and four TDs with no INTs for a 125.2 rating. Part of an offense that did not turn the ball over for the fifth straight game, the longest streak in team annals (including playoffs)...**At Dallas (NFC Divisional, Jan. 15):** Started and played 64 of 67 snaps, missing one series in the second quarter due to a knee injury. Protected Rodgers as he became just the second QB in NFL history (Drew Brees, 2011) to throw for 350-plus yards in back-

to-back games in a single postseason with 355 yards and two TDs on 28-of-43 passing. Part of an offense that posted 27 first downs, the third most by the Packers in a playoff game, and 413 total yards. Helped the offense rack up 34 points, the first time Green Bay had posted back-to-back 30-point games in the playoffs since the 1996 postseason (three straight). It marked the sixth straight game with 30-plus points, the longest streak by the Packers (including playoffs) since a seven-game streak in 1963.

**2015:** Started at RT in all 12 games that he appeared in... Was sidelined for three games (Weeks 2-4) due to a knee injury sustained in practice and the Week 13 contest because of an ankle injury...Also started both playoff games...Part of a line that helped the Packers rank tied for No. 4 in the NFL in giveaways (17) and No. 12 in rushing (115.6 ypg)... Helped block for Lacy (758) and Starks (601) as they became the first Green Bay duo since 1985 to both rush for 600-plus yards in the same season...**Vs. Seattle (Sept. 20):** Was inactive due to a knee injury sustained in practice on Sept. 16, an injury that would also sideline him for the next two games...**Vs. San Diego (Oct. 18):** Helped the Packers post 133 rushing yards on just 17 carries, a 7.8-yard average that was the best by Green Bay since Oct. 10, 2010, at Washington (9.2, 17-157). Helped clear the way for Starks' 112 yards on just 10 carries (11.2 avg.), the second-best yards-per-carry average by an NFL back on the season (min. 10 att.)...**Vs. Detroit (Nov. 15):** Helped protect Rodgers as he completed a season-high 35 passes for 333 yards, his second straight 300-yard game...**Vs. Chicago (Nov. 26):** Helped the offense rack up 177 yards rushing on 28 carries (6.3 avg.), the best yardage total on the ground by Green Bay since the team posted 179 yards vs. Atlanta in Week 14 in '14. Blocked for Lacy as he registered 105 yards rushing on 17 carries (6.2 avg.), the first Green Bay RB to register back-to-back 100-yard rushing games since Ahman Green in 2006 (three straight)...**Vs. Dallas (Dec. 13):** Helped the Packers record season highs for rushing yards (230), first downs (29) and time of possession (37:48). The 230 rushing yards on a season-high 44 attempts (5.2 avg.) were the most by Green Bay in a game since Nov. 29, 2004, vs. St. Louis (231 yards on 28 carries). Helped block for a pair of 70-yard rushers in Lacy (season-high 124 yards and a TD on 24 carries) and Starks (71 yards and a TD on 11 attempts)...**At Washington (NFC Wild Card, Jan. 10):** Helped protect Rodgers as he was sacked just once against a Washington defense that had registered 17 sacks in its final four regular-season games. Blocked for Lacy (63 yards and a TD on 12 carries) and Starks (53 yards and a TD on 12 carries) as they became the first duo in team history to both rush for 50-plus yards and a TD in a playoff game.

**2014:** Started 15 games at RT, missing the Week 2 contest due to a knee injury...Part of an offense that ranked No. 1 in the league in points per game (30.4), No. 6 in yards per game (386.1) and tied for No. 1 in giveaways with a franchise-record 13...Part of a line that allowed only nine sacks over the final eight regular-season games, the second-fewest allowed over that span behind only Denver (eight)... Helped the Packers finish tied for No. 9 in the NFL in total sacks allowed with 30 on the season, the fewest given up by Green Bay since 2007 (19)...Part of an offense that set a franchise record for most first downs in a season with 356...Protected Rodgers on his way to earning NFL Most Valuable Player honors from AP as he ranked No. 1 in the league in TD/INT ratio (7.60, 38/5), No. 2 in passer rating (112.2), No. 2 in yards per attempt (8.43) and No. 3 in TD passes (38)...Blocked for Lacy as he ranked No. 7 in the NFL with 1,139 rushing yards on the season...Also started both postseason contests...**At Seattle (Sept. 4):** Started at RT, his first regular-season game action since Week 10 of 2012 (vs. Arizona). Left the game early in the second quar-

ter after spraining his knee, an injury that would sideline him the next week vs. the N.Y. Jets... **At Chicago (Sept. 28):** Protected Rodgers as he threw for 302 yards and four TDs on 22-of-28 passing for a 151.2 passer rating, the third-best single-game mark of the QB's career (min. 20 att.) and the fifth-best rating in team history. Was part of a line that allowed just one sack for 0 yards and helped the offense score on six of seven possessions... **Vs. Minnesota (Oct. 2):** Helped the offense rack up 42 points and 156 rushing yards, including Lacy's 105 yards and two TDs on just 13 attempts. Lacy's average of 8.1 yards per carry was a career high (min. 10 attempts)... **Vs. Carolina (Oct. 19):** Blocked for Rodgers as he completed 19 of 22 passes for 255 yards and three TDs, a career-high completion percentage of 86.4 and a passer rating of 154.5 that was the second best of his career... **At New Orleans (Oct. 26):** Helped protect Rodgers on his way to 418 yards on 28-of-39 passing, the second-best yardage output of the QB's career and tied for the third-best total in franchise history. Helped Lacy (123) and Cobb (126) become the first Green Bay RB/WR duo to both post 100 yards receiving in the same game since RB Eddie Lee Ivery (128) and WR Aundra Thompson (102) did so at Tampa Bay on Oct. 12, 1980... **Vs. Chicago (Nov. 9):** Helped the offense rack up 55 points, tied for the third most in a game in team annals, and 451 total yards. Part of a line that didn't allow a sack and helped Rodgers throw for six TDs, which tied the single-game franchise record, with all of them coming in the first half as he tied Raiders QB Daryle Lamonica (1969) for the most in a half in NFL history... **Vs. Philadelphia (Nov. 16):** Played all 68 snaps, helping the Packers post back-to-back 50-point games for the first time in franchise history... **At Minnesota (Nov. 23):** Helped clear the way for Lacy's season-high 125 rushing yards on 25 carries (5.0 avg.), with 55 of those coming in the fourth quarter, a career high for Lacy... **Vs. Atlanta (Dec. 8):** Part of an offense that registered season highs for total yards (502) and first downs (28). Helped clear the way for a season-high 179 rushing yards, highlighted by a pair of 70-yard rushers in Starks (75 yards on 10 carries) and Lacy (73 yards on 13 carries). Protected Rodgers as the line allowed just one sack and helped the QB throw for 327 yards and three TDs with no INTs, his eighth game on the season with three-plus TDs/zero INTs as he tied Patriots QB Tom Brady's single-season NFL record set in 2007... **At Buffalo (Dec. 14):** Started and played 60 of 71 snaps, departing the game early in the fourth quarter after sustaining a concussion during the return of a Rodgers interception... **Vs. Detroit (Dec. 28):** Played all 66 snaps and helped the offense register 377 yards against a Detroit defense that entered the game ranked No. 2 in the NFL (295.9 ypg). Part of a line that allowed just one sack (QB Matt Flynn in the third quarter) for the fourth consecutive game, the longest single-season streak of zero sacks/one sack since Weeks 8-11 in 2007... **Vs. Dallas (NFC Divisional, Jan. 11):** Part of an offense that registered 416 total yards, the fifth most in a game in franchise postseason history. Blocked for Rodgers (316) and Lacy (101) as the Packers had both a 300-yard passer and a 100-yard rusher in a playoff game for the first time in team history.

**2013:** Spent the entire season on injured reserve after sustaining a significant knee injury during the team's annual Family Night scrimmage at Lambeau Field on Aug. 3... Was working at left tackle during training camp after also spending the offseason on the left side... Was placed on injured reserve on Aug. 27.

**2012:** Opened each of the first nine games at RT before a hip injury cut his season short... Helped the offense rank No. 5 in the league in points per game (27.1) and No. 2 in fewest giveaways (16), which is tied for the third-fewest turnovers in franchise history... **Vs. New Orleans (Sept.**

**30):** Helped the offense register 421 yards and a season-high 30 first downs. Part of a line that did not allow a sack and helped Rodgers connect on 31 of 41 passes for 319 yards and four TDs... **At Houston (Oct. 14):** Member of a line that turned in an outstanding all-around performance in the 42-24 win against what was the NFL's No. 3-ranked defense entering the game. Helped the offense produce 427 yards, including 338 passing yards and a franchise-record-tying six TD passes from Rodgers... **At St. Louis (Oct. 21):** Spent much of the game matched up with standout DE Chris Long, limiting him to just one assisted tackle and no sacks as Rodgers threw for 342 yards and three TDs with no INTs on 30-of-37 passing... **Vs. Arizona (Nov. 4):** Suffered a hip injury on a second-quarter run by Cobb, who had lined up in the backfield on the play. Did not return to the game and the injury was later deemed a season-ending one. Was placed on injured reserve on Nov. 12.

**2011:** Started all 12 games that he appeared in at RT, as well as the team's playoff contest... Helped the offense set franchise records for points (560), also the third most in NFL history, total net yards (6,482) and total net passing yards (4,924)... Blocked for Rodgers as he was named the league MVP by AP after setting an NFL single-season record for passer rating (122.5) and team marks for touchdown passes (45), passing yards (4,643), yards per attempt (9.25), completion percentage (68.3) and 300-yard games (eight)... Allowed just one sack on the season, according to STATS LLC... Started each of the first three games before suffering a knee injury at Chicago in Week 3, which forced him to miss the next two contests (vs. Denver, at Atlanta)... Sustained a sprain around his kneecap at Kansas City in Week 15 and was sidelined for the final two regular-season games... **At Carolina (Sept. 18):** Helped the offense register a 419-yard, 30-point outing and match a season low with only one sack allowed. Made a key drive block on DE Greg Hardy on Starks' game-long 40-yard run in the third quarter... **At Minnesota (Oct. 23):** Helped block for another prolific performance by Rodgers, one that saw him throw for 335 yards and three TDs en route to the second-highest passer rating of his career at the time (146.5). Was an integral part of the "four-minute" situational drive at the end of the game that allowed Starks to pound out 55 yards on six carries as the Packers ran out the final 2:30 in the win... **Vs. Minnesota (Nov. 14):** Helped the offense rack up 38 points and provided time for Rodgers to complete 23 of 30 passes for 250 yards and four TDs. It marked his third straight 140-plus rating game as Rodgers joined Kurt Warner (1999) as the only QBs in NFL history to accomplish that feat... **At Detroit (Nov. 24):** Helped silence a vaunted Detroit front, allowing Rodgers time to complete 22 of 33 passes for 307 yards and two TDs as he posted an NFL-record 11th straight game with a 110-plus passer rating... **At N.Y. Giants (Dec. 4):** Held up well in protection once again, facing several of the Giants' talented linemen as the offense allowed only two sacks. Helped Rodgers throw for 369 yards, his franchise-record eighth 300-yard game of the season, and four TDs.

**2010:** Competed for the starting LG position in training camp, began the season as the top reserve at LT and LG, and then took over as the starting RT in Week 5 when Tauscher was lost for the season to a shoulder injury... Went on to start the final 12 games of the regular season and the entire postseason at RT... Named to the All-Rookie team by *Pro Football Weekly*/PFWA... **At Philadelphia (Sept. 12):** Made his NFL debut, appearing on special teams in FG and PAT protection... **Vs. Buffalo (Sept. 19):** Saw his first regular-season playing time at LT in relief of Chad Clifton (knee), entering the game with just under six minutes left in the second quarter and playing the rest of the way... **At Washington (Oct. 10):** Made his first NFL

VETERANS  
Community  
Admin & Coaches  
Bloggs  
Draft & Free Agents  
2017  
Records & History  
Lambeau Field  
Misc.



start, opening at RT in place of Tauscher. Blocked for team's season-high 157 rushing yards on just 17 carries (9.2 avg.), the first time in franchise history that the Packers rushed for 150-plus yards on fewer than 20 attempts in a regular-season game...**At Philadelphia (NFC Wild Card, Jan. 9):** Blocked for Starks, who posted 123 yards on 23 carries (5.3 avg.), the most by a rookie in franchise postseason history...**Vs. Pittsburgh (Super Bowl XLV, Feb. 6):** Became the youngest player at the time, according to STATS LLC, to start in the Super Bowl (21 years, 322 days), besting the mark set by Denver WR Ricky Nattiel (22 years, six days) in Super Bowl XXII vs. Washington. Turned in one of his best performances of the season, limiting LB LaMarr Woodley to just one sack...**2010 Draft:** Selected in the first round at No. 23 overall, the fourth OT taken. Became the first offensive lineman selected in the first round by the Packers since Verba in '97 and the third Iowa offensive lineman selected in the first round in team history (Verba, Hallstrom in '82).

**COLLEGE:** Played in 30 games for Iowa with 28 starts in three seasons, 23 of them at LT...Allowed just 3½ sacks and was penalized only five times in his career...Majored in communication studies...**Junior season (2009):** Started 10 of 13 games at LT, missing three games following the season opener with a thyroid condition...A cold or flu virus settled into his thyroid, causing weakness and fatigue during any periods of exertion...Even after returning to the lineup, needed another three games to get back to full strength...Despite dealing with that, was named the Big Ten Offensive Lineman of the Year, becoming the sixth Hawkeye to receive the honor, along with Robert Gallery (2003), Eric Steinbach (2002), Mike Devlin (1992), Dave Croston (1986) and Mike Haight (1985)...Also was a first-team All-America selection by *Sporting News*, with other All-America honors coming from the Walter Camp Football Foundation and *AP* (both second team), *CollegeFootballNews.com* (third team) and *Pro Football Weekly* (honorable mention)...Named first-team All-Big Ten by the league's coaches and media, *Sporting News* and *Phil Steele's College Football*...One of four juniors named to the team's 2009 leadership group...Allowed two sacks on 392 pass plays, both coming vs. Michigan DE Brandon Graham (Oct. 10), the No. 13 overall pick in the first round of the 2010 NFL Draft by Philadelphia who had 3½ total tackles for loss in the contest...Closed his college career at the Orange Bowl in Miami vs. Georgia Tech (Jan. 5), limiting DE Derrick Morgan, drafted No. 16 overall in the first round by Tennessee in 2010, to just three tackles; key block on Morgan cleared way for RB Brandon Wegher's 32-yard TD run to seal 24-14 win...**Sophomore season (2008):** Started all 13 games at LT, earning second-team All-Big Ten honors from the league's coaches and honorable

mention from the media...Named first-team All-Big Ten by *Phil Steele's College Football* and Sophomore All-American by *CollegeFootballNews.com*...On 835 total snaps, was penalized just twice, and on 320 pass plays, allowed only 1½ sacks...Helped the rushing offense, led by future N.Y. Jets draft pick RB Shonn Greene, top 200 yards six times...Made his first start at LT vs. Maine (Aug. 30)...Aided the ground game in churning out a season-best 254 rushing yards, including 217 with four TDs from Greene, vs. Wisconsin (Oct. 18)...Helped the offense rush for 248 yards vs. Purdue (Nov. 15), and on a 14-yard TD run by Greene, threw a block on fellow 2010 Green Bay draftee Mike Neal, though the two did not go head-to-head throughout the game...**Freshman season (2007):** Played in seven games, with five starts at LG, playing every offensive snap in those five starts to close the season...One of 11 true freshmen to see action for the Hawkeyes...Named to the Freshman All-Big Ten team by *Sporting News*...After coming off the bench to play in the season opener vs. Northern Illinois (Sept. 1), missed the next five contests with a shoulder injury...Made his first career start, at LG, at Purdue (Oct. 20)...Started at LG vs. Michigan State (Oct. 27) as the offense rushed for 230 yards in the double-OT win to start a three-game winning streak.

**PERSONAL:** Given name Bryan Joseph Bulaga...Last name is pronounced buh-LAH-guh...Born in Barrington, Ill. ...Married, wife's name is Abbie...The couple has a 3-year-old son, Declan, and a 1-year-old daughter, Cameron...**High school:** As a senior at Marian Central Catholic High (Woodstock, Ill.), earned *Parade* and *PrepStar* first-team All-America honors, plus second-team recognition from *USA Today*...Also earned first-team all-state honors from the Illinois High School Football Coaches Association, the *Chicago Tribune* and the *Champaign News-Gazette*, and was named Suburban Catholic Conference and *Northwest Herald* Area Player of the Year...A two-year varsity captain, he did not allow a sack as a left tackle in his career...As a junior, was named first-team all-area by the *Chicago Sun-Times*...In his career, recorded 261 career tackles, with 46 for loss, 31 sacks and one INT, with 23 of the sacks coming at DE as a senior...Also played DE, LB and TE...As a TE, posted 35 career receptions for 665 yards (19.0 avg.) and 10 TDs, plus three two-point conversions...Also lettered one year each in baseball and basketball...**Community involvement:** Participated in the Green Bay Packers Golf Invitational in Kohler, Wis. ...Helped coach kids at the annual Junior Power Pack football clinic...Also supported the Jerry Parins Cruise for Cancer with an autograph signing and attended the local Families of Children With Cancer holiday party...Participated in the Edgar Bennett Celebrity Bowl-A-Thon...In college, participated in an effort to help flood victims in Cedar Rapids, Iowa...Residence: Bradenton, Fla.

**BRYAN BULAGA'S PRO GAMES PLAYED/STARTED**

Year	Team	GP	GS
2010	Green Bay	16	12
2011	Green Bay	12	12
2012	Green Bay	9	9
2013	Green Bay	0	0
2014	Green Bay	15	15
2015	Green Bay	12	12
2016	Green Bay	16	16
2017	Green Bay	5	5

**NFL totals (eight years)** ..... **85**    **81**  
**Postseason** ..... **12**    **12**

*On injured reserve for Packers' two games during 2012 playoffs*  
*On injured reserve for 2013 season*

**Additional statistics:** *Miscellaneous tackles* — 2 in 2010, 3 in 2016; *NFL total:* 5. *Miscellaneous fumble recoveries* — 1 in 2011, 1 in 2014; *NFL total:* 2.

**NFL debut:** at Philadelphia, 9/12/10  
**First NFL start:** at Washington, 10/10/10

**CAREER TRANSACTIONS**

- 2010 Selected by Green Bay Packers in first round (23rd overall) of '10 NFL Draft, April 22... Signed first contract, July 30.
- 2012 Placed on injured reserve (hip), Nov. 12.
- 2013 Placed on injured reserve (knee), Aug. 27.
- 2015 Re-signed by Packers as unrestricted free agent, March 11.
- 2017 Placed on injured reserve (knee), Nov. 18.


Ht: 6-3 Wt: 314

Born: October 4, 1995

NFL Games

Played/Started: 31/17

Acquired: D1-16



# Kenny CLARK

Defensive Lineman  
UCLA

# 97

Third NFL Season | Third Packers Season

## PRO HIGHLIGHTS:

- ▶ Started all 15 games he appeared in last season, leading the Green Bay defensive line in tackles (78) and ranking No. 2 in both sacks (4½) and solo tackles (39). Also posted eight tackles for a loss, two forced fumbles, 11 QB hits, 10 QB pressures, a pass defended and a blocked extra point.
- ▶ Registered all 4½ of his sacks in the month of December, second most among NFL defensive tackles behind only Rams DT Aaron Donald (five) and the most ever (since 1982) by a Green Bay DT in the month of December (according to STATS).
- ▶ Played in all 16 games with two starts in 2016 and registered 33 tackles (14 solo), two tackles for a loss, four QB pressures, three QB hits, two fumble recoveries and two passes defended.
- ▶ Became the youngest player to appear in a season opener for the Packers since Arnie Herber (20 years old) in 1930.
- ▶ Appeared in all three 2016 postseason contests and recorded nine tackles (five solo), including a tackle for a loss, a team-high five QB pressures and a QB hit.
- ▶ Selected by Green Bay in the first round of the 2016 NFL Draft with the No. 27 overall selection, joining former teammate DE Datone Jones (No. 26 overall, 2013) as the only UCLA defensive linemen to be selected in the first round of the draft since DT Manu Tuiaosopo in 1979 (No. 18 overall, Seattle).

**2017 SEASON:** Started all 15 games he appeared in and posted 78 tackles (39 solo), eight tackles for a loss, 4½ sacks, two forced fumbles, 11 QB hits, 10 QB pressures and a pass defended...Led the Green Bay defensive line in tackles and ranked No. 2 in sacks...Registered all 4½ of his sacks in the month of December, second most among NFL defensive tackles behind only Donald (five) and the most ever (since 1982) by a Green Bay DT in the month of December (according to STATS)...**Vs. Seattle (Sept. 10):** Recorded four tackles (one solo), a QB hit and a pass defended. On Seattle's second series, got his left hand up to bat down a QB Russell Wilson pass on third down to force a three-and-out...**At Minnesota (Oct. 15):** Registered a career-high 10 tackles (five solo), a tackle for a loss, a forced fumble, a QB pressure and a QB hit. Early in the second quarter, fought off a double-team from C Pat Elflein and G Jeremiah Sirles as he went low to punch the ball out from RB Jerick McKinnon, the first forced fumble of his career. The fumble was scooped up by LB Clay Matthews at the Green Bay 19 and returned down the sideline 63 yards to the Minnesota 18, helping to set up a TD pass from QB Brett Hundley to WR Davante Adams three plays later...**Vs. New Orleans (Oct. 22):** Posted eight tackles (two solo), two QB pressures and two QB hits. Blocked a K Wil Lutz extra point early in the third quarter, the first blocked extra point by the Packers since Sept. 22, 2013, at Cincinnati (Jones)...**Vs. Detroit (Nov. 6):** Finished with five tackles (two solo) and helped limit the Lions to only 64 rushing yards on 33 carries (1.9 avg.), just the fourth time since the

## AT A GLANCE ...

- Started all 15 games he appeared in last season, leading the Green Bay defensive line in tackles (78) and ranking No. 2 in both sacks (4½) and solo tackles (39). His 78 tackles were the fourth most on the team.
- Played in all 16 games with two starts in 2016 and became the youngest player to appear in a season opener for the Packers since Arnie Herber (20 years old) in 1930.
- Appeared in all three 2016 postseason contests and recorded a team-high five QB pressures.
- Played in all 39 games in his three seasons at UCLA with 29 starts, opening the final 29 games of his career for the Bruins. Finished with 164 tackles (96 solo), seven sacks and 20½ tackles for a loss.
- Earned third-team All-America honors from *The Associated Press* and first-team All-Pacific-12 recognition from the coaches and media as a junior in 2015.
- Was named the CIF Eastern Division Defensive Player of the Year as a senior in 2012 at Wilmer Amina Carter High School in Rialto, Calif., where he posted 71 tackles, 11 sacks, five forced fumbles and a fumble recovery.

1970 AFL-NFL merger that the Packers allowed 65 or fewer rushing yards on 30-plus attempts by an opponent...**Vs. Baltimore (Nov. 19):** Posted three tackles (two solo), two QB pressures and a QB hit. Sustained an ankle injury early in the fourth quarter and did not return...**At Pittsburgh (Nov. 26):** Inactive (ankle), his first game missed due to injury in his career...**Vs. Tampa Bay (Dec. 3):** Registered seven tackles (three solo), a career-high 1½ sacks, a forced fumble, two QB pressures and one QB hit. Posted his first career sack late in the second quarter, forcing a fumble by QB Jameis Winston that was caught by DE Dean Lowry at the Green Bay 38 and returned 62 yards for a TD. Late in the fourth quarter, chased down Winston and wrapped him up low for a shared 3-yard sack with Matthews...**At Carolina (Dec. 17):** Tied for second on the team with nine tackles (career-high seven solo) and added a sack and a QB hit. With just under six minutes remaining in the third quarter, fought off a block from C Ryan Kalil to get to QB Cam Newton for a 6-yard sack on third down to force a Carolina punt...**Vs. Minnesota (Dec. 23):** Posted a career-high two sacks along with six tackles (three solo) and two QB hits. In the first quarter, came around on a stunt and beat G Nick Easton to get to QB Case Keenum for a 9-yard sack on third down, which forced a Minnesota punt. Early in the fourth quarter, was credited with a 2-yard sack as he chased Keenum out of bounds.

**2016:** Played in all 16 games with two starts and registered 33 tackles (14 solo), two tackles for a loss, four QB pressures, three QB hits, two fumble recoveries and two passes defended...Also appeared in all three postseason contests and recorded nine tackles (five solo), including a tackle for a loss, a team-high five QB pressures and a QB hit...**At Jacksonville (Sept. 11):** Appeared on nine plays on defense and five on special teams in his NFL debut, posting an assisted tackle on defense. Became the youngest player to appear in a season opener for the Pack-

VETERANS  
Community  
Admin & Coaches  
Clark  
Draft & Free Agents  
2017 Review  
Records & History  
Lambeau Field  
Misc.

ers since Herber (20 years old) in 1930...**At Minnesota (Sept. 18):** Played 38 snaps and was part of a line that helped limit RB Adrian Peterson to just 19 yards on 12 carries (1.6 avg.), tied for the fourth-lowest yardage total of Peterson's career to that point, with a long of 5 yards...**Vs. Detroit (Sept. 25):** Started his first career game, opening in place of an injured DT Letroy Guion, and played a career-high 42 snaps. Registered a season-best five tackles (three solo) and helped limit the Lions to just 50 yards rushing on 23 carries (2.2 avg.) with a long run of 9 yards...**Vs. N.Y. Giants (Oct. 9):** Appeared on 18 plays and recorded the first fumble recovery of his career, scooping up a QB Eli Manning fumble at the New York 33 late in the first half and returning it 2 yards to the 31 after LB Kyle Fackrell knocked the ball out on a sack. The turnover helped set up K Mason Crosby's 44-yard FG as time expired in the first half. Added two tackles (one solo), including a tackle for a loss...**Vs. Chicago (Oct. 20):** Registered four tackles (three solo) in just 15 snaps of action, tying for the lead on the defensive line. Blew past G Eric Kureh to get into the backfield to bring down RB Kadeem Cushy for a 1-yard loss on a run late in the second quarter...**Vs. Minnesota (Dec. 24):** Played 20 snaps on defense and made a key takeaway in the second quarter. With just under 10 minutes remaining, dove on a fumbled snap by Easton to give the Packers the ball at the Minnesota 42, field position that led to a 2-yard Jordy Nelson TD catch three plays later. Late in the third quarter, beat Easton to put a hit on QB Sam Bradford and force an incomplete pass...**Vs. N.Y. Giants (NFC Wild Card, Jan. 8):** Played 22 snaps on defense, recording two assisted tackles and a team-high three QB pressures...**At Dallas (NFC Divisional, Jan. 15):** Appeared on 26 plays and posted four tackles (three solo), including a tackle for a loss. Late in the third quarter, read a screen pass to RB Ezekiel Elliott, bringing him down behind the line of scrimmage for a 2-yard loss. Added two QB pressures and a QB hit...**2016 Draft:** Selected by the Packers in the first round with the No. 27 overall choice, the second defensive tackle selected in 2016 behind Louisville's Sheldon Rankins (New Orleans, No. 12 overall).

**COLLEGE:** Played in all 39 games in his three seasons at UCLA with 29 starts, opening the final 29 games of his career for the Bruins...Finished with 164 tackles (96 solo), seven sacks and 20½ tackles for a loss...Majored in African-American studies...**Junior season (2015):** Started all 13 games and earned third-team All-America recognition from *The Associated Press*...Was named first-team All-Pac-12 by both the coaches and the media...Was a team co-captain and appeared on the watch lists for the Bednarik Award, Lombardi Award, Nagurski Trophy and Outland Trophy...Registered career highs in tackles (75), sacks (six) and tackles for a loss (11), ranking second on the team in all three of those categories...Posted a career-high five pass breakups, good for third on the team...Was presented the Henry R. "Red" Sanders Award for the most valuable player on UCLA's defense and the N. N. Sugarman Award for the best leadership on defense...Also was given the Bobby Field UCLA Captains Award and the Bruin Force Award at the annual team banquet...Posted seven tackles (five solo), including a half-tackle for a loss, and scored the first TD of his career when he hauled in a 3-yard pass from QB Josh Rosen in the third quarter to put the Bruins up, 31-9, vs. Virginia (Sept. 5)...Posted 1½ sacks of current L.A. Rams QB Jared Goff, the No. 1 overall pick in the 2016 NFL Draft, and finished with five tackles (three solo) in the 40-24 win vs. California (Oct. 22)...Registered a career-high three sacks, a career-best two passes defended and four tackles (all solo) vs. Washington State (Nov. 14)...Led the Bruins with a career-high 11 tackles (eight solo), two tackles for a loss and a sack vs. Nebraska (Foster Farms Bowl, Dec. 26)...**Sophomore season (2014):** Started all 13 games and earned second-team All-Pac-12 honors...Ranked No. 6 on the team with 58 tackles (31 solo) and added 5½ tackles for a loss, a fumble recovery and a pass defended...Posted five-plus tackles in six contests...Led the defensive line with a season-high eight tackles (three solo) at Virginia (Aug. 30)...Matched his season high with eight tackles (one solo) and registered 1½ tackles for a loss at California (Oct. 18)...**Freshman season (2013):** Appeared in all 13 contests with four starts as a true freshman...Regis-

## 1962 WORLD CHAMPIONS



**Front Row:** Elijah Pitts, Ed Blaine, Earl Gros, Gary Barnes, Ron Gassert, Oscar Donahue, Ron Kostelnik; **Second Row:** Willie Wood, John Symank, Hank Gremminger, Dan Currie, Herb Adderley, Nelson Toburen, John Roach, Forrest Gregg; **Third Row:** Jim Ringo, Bart Starr, Gary Knaflc, Jerry Kramer, Fuzzy Thurston, Jesse Whittenton, Lew Carpenter, Tom Moore; **Fourth Row:** Equipment Manager Dad Braisher, Bob Skoronski, Ray Nitschke, Ken Iman, Willie Davis, Henry Jordan, Trainer Bud Jorgensen; **Back Row:** Bill Quinlan, Norm Masters, Roy Dowler, Jim Taylor, Ron Kramer, Bill Forester, Dave Hanner, Paul Hornung.



tered 31 tackles (18 solo), four tackles for a loss, a sack and a forced fumble...Was presented the Ed Kezirian "Coach K" Award for Academic and Athletic Balance at the team banquet...Posted his first career sack when he brought down QB Cody Kessler for a 3-yard loss in the first quarter, also forcing a fumble on the play that was recovered by the Trojans...Finished with three tackles (two solo) at Southern California (Nov. 30)...Registered two tackles (one solo), including a shared tackle for a loss, on his way to being named the most valuable lineman in the Sun Bowl vs. Virginia Tech (Sun Bowl, Dec. 31).

**PERSONAL:** Given name Kenneth Duane Clark Jr. ...Born in San Bernardino, Calif. ...**High school:** Was named the CIF Eastern Division Defensive Player of the Year as a senior in 2012 at Wilmer Amina Carter High School in Rialto, Calif., posting 71 tackles, 11 sacks, five forced fumbles and a fumble recovery to help his team finish 12-1...

Was an All-West Region selection by *SuperPrep* and was rated a four-star recruit by both Scout.com and Rivals.com...As a junior, registered 31 tackles, 17 tackles for a loss and 8½ sacks...In addition to DT, also saw time at T, G and C on offense...Also lettered three years in wrestling, winning a CIF title as a senior when he defeated future UCLA teammate Alex Redmond...**Community involvement:** Took part in the 13th annual Packers Tailgate Tour, traveling throughout southern Wisconsin, eastern Iowa and the Milwaukee area to visit fans and raise money for local organizations in each area...Hosted his second annual youth football camp in July in Rialto, Calif. ...Autographed items to help raise money for The Salvation Army...Participated in the Packers Give Back Celebrity Bowling event to raise money for the Northeast Wisconsin Technical College (NWTCC) Promise Scholarship...Visited children's hospitals and worked at youth football camps while he was at UCLA...Residence: Los Angeles, Calif.

## KENNY CLARK'S PRO STATISTICS

Year	Team	GP	GS	—Tackles—					Interceptions					Fumbles			
				Tot	Solo	Asst	Sk	Yds	No	Yds	Lg	TD	PD	FF	FR	Yds	
2016	Green Bay	16	2	33	14	19	0	0	0	0	0	0	0	2	0	2	2
2017	Green Bay	15	15	78	39	39	4½	26½	0	0	0	0	1	2	0	0	0
<b>NFL totals (two years)</b>		<b>31</b>	<b>17</b>	<b>111</b>	<b>53</b>	<b>58</b>	<b>4½</b>	<b>26½</b>	<b>0</b>	<b>0</b>	<b>0</b>	<b>0</b>	<b>3</b>	<b>2</b>	<b>2</b>	<b>2</b>	<b>2</b>

Year	Team	GP	GS	—Tackles—					Interceptions					Fumbles			
				Tot	Solo	Asst	Sk	Yds	No	Yds	Lg	TD	PD	FF	FR	Yds	
2016	Green Bay	3	0	9	5	4	0	0	0	0	0	0	0	0	0	0	0

**Additional statistics:** Career sacks — Case Keenum (2), Jameis Winston (1½), Cam Newton. Blocked kicks — 1 PAT in 2017.

**NFL debut:** at Jacksonville, 9/11/16  
**First NFL start:** vs. Detroit, 9/25/16  
**First NFL sack:** vs. Tampa Bay, 12/3/17 (J.Winston)

### CAREER TRANSACTIONS

■ 2016 Selected by Green Bay Packers in the first round (27th overall) of '16 NFL Draft, April 28...Signed first contract, June 17.

**CLARK'S SINGLE-GAME CAREER HIGHS**

**Tackles**  
 Total.....10, at Min. (10/15/17)  
 Solo.....7, at Car. (12/17/17)

**Sacks**.....2, vs. Min. (12/23/17)

**Passes Defensed**.....1, three times  
 (last: vs. Sea., 9/10/17)

## KENNY CLARK GAME-BY-GAME

### 2016, GREEN BAY

Date	Opp	GP	GS	Tot	So	As	Sk	Yd	Int	Yd	Lg	TD	PD	FF	FR
09/11	at Jax-W	1	0	1	0	1	0	0	0	0	0	0	0	0	0
09/18	at Min-L	1	0	3	0	3	0	0	0	0	0	0	1	0	0
09/25	Det-W	1	1	5	3	2	0	0	0	0	0	0	0	0	0
10/09	NYG-W	1	0	2	1	1	0	0	0	0	0	0	0	0	1
10/16	Dal-L	1	1	3	1	2	0	0	0	0	0	0	0	0	0
10/20	Chi-W	1	0	4	3	1	0	0	0	0	0	0	0	0	0
10/30	at Atl-L	1	0	1	0	1	0	0	0	0	0	0	0	0	0
11/06	Ind-L	1	0	0	0	0	0	0	0	0	0	0	0	0	0
11/13	at Ten-L	1	0	3	1	2	0	0	0	0	0	0	0	0	0
11/20	at Was-L	1	0	3	0	3	0	0	0	0	0	0	0	0	0
11/28	at Phi-W	1	0	0	0	0	0	0	0	0	0	0	0	0	0
12/04	Hou-W	1	0	2	1	1	0	0	0	0	0	0	0	0	0
12/11	Sea-W	1	0	5	3	2	0	0	0	0	0	0	0	0	0
12/18	at Chi-W	1	0	0	0	0	0	0	0	0	0	0	0	0	0
12/24	Min-W	1	0	0	0	0	0	0	0	0	0	0	0	0	1
01/01	at Det-W	1	0	1	0	1	0	0	0	0	0	0	1	0	0
<b>'16 TOTALS</b>		<b>16</b>	<b>2</b>	<b>33</b>	<b>14</b>	<b>19</b>	<b>0</b>	<b>0</b>	<b>0</b>	<b>0</b>	<b>0</b>	<b>0</b>	<b>2</b>	<b>0</b>	<b>2</b>
01/08	NYG-W	1	0	0	0	0	0	0	0	0	0	0	0	0	0
01/15	at Dal-W	1	0	0	0	0	0	0	0	0	0	0	0	0	0
01/22	at Atl-L	1	0	0	0	0	0	0	0	0	0	0	0	0	0
<b>PLAYOFFS</b>		<b>3</b>	<b>0</b>	<b>0</b>	<b>0</b>	<b>0</b>	<b>0</b>	<b>0</b>	<b>0</b>	<b>0</b>	<b>0</b>	<b>0</b>	<b>0</b>	<b>0</b>	<b>0</b>

•NFC Wild Card Playoff; •NFC Divisional Playoff; •NFC Championship

### 2017, GREEN BAY

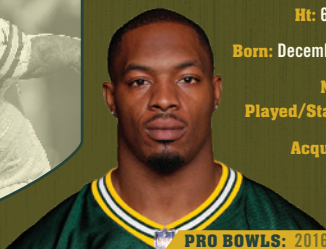
Date	Opp	GP	GS	Tot	So	As	Sk	Yd	Int	Yd	Lg	TD	PD	FF	FR
09/10	Sea-W	1	1	4	1	3	0	2	0	0	0	0	1	0	0
09/17	at Atl-L	1	1	3	2	1	0	0	0	0	0	0	0	0	0
09/24	Cin-W	1	1	6	3	3	0	0	0	0	0	0	0	0	0
09/28	Chi-W	1	1	3	1	2	0	0	0	0	0	0	0	0	0
10/08	at Dal-W	1	1	4	2	2	0	0	0	0	0	0	0	0	0
10/15	at Min-L	1	1	10	5	5	0	0	0	0	0	0	0	0	1
10/22	NO-L	1	1	8	2	6	0	0	0	0	0	0	0	0	0
11/06	Det-L	1	1	5	2	3	0	0	0	0	0	0	0	0	0
11/12	at Chi-W	1	1	3	1	2	0	0	0	0	0	0	0	0	0
11/19	Bal-L	1	1	3	2	1	0	0	0	0	0	0	0	0	0
11/26	at Pit-L														
									(inactive — ankle)						
12/03	TB-W	1	1	7	3	4	1½	9½	0	0	0	0	0	1	0
12/10	at Cle-W	1	1	4	3	1	0	0	0	0	0	0	0	0	0
12/17	at Car-L	1	1	9	7	2	1	6	0	0	0	0	0	0	0
12/23	Min-L	1	1	6	3	3	2	11	0	0	0	0	0	0	0
12/31	at Det-L	1	1	3	2	1	0	0	0	0	0	0	0	0	0
<b>'17 TOTALS</b>		<b>15</b>	<b>15</b>	<b>78</b>	<b>39</b>	<b>39</b>	<b>4½</b>	<b>26½</b>	<b>0</b>	<b>0</b>	<b>0</b>	<b>0</b>	<b>1</b>	<b>2</b>	<b>0</b>

VETERANS  
 Community  
 Admin & Coaches  
 Clark  
 Draft & Free Agents  
 2017 Review  
 Records & History  
 Lambeau Field  
 Misc.

# Ha Ha CLINTON-DIX

# 21

Safety  
Alabama



Ht: 6-1 Wt: 208

Born: December 21, 1992

NFL Games  
Played/Started: 64/58

Acquired: D1-14

Fifth NFL Season | Fifth Packers Season



PRO BOWLS: 2016 PRO BOWL



## PRO HIGHLIGHTS:

➤ His eight interceptions during the regular season since 2016 are tied for No. 2 among NFL safeties over that span behind only Baltimore Ravens S Eric Weddle (10).

➤ Has started every regular-season and postseason game for Green Bay since the start of the 2015 season. Has played in all 64 regular-season games since entering the league in 2014.

➤ Started all 16 games in 2017 and registered 86 tackles (70 solo), two tackles for a loss, three interceptions (No. 2 on the team) and 10 passes defended.

➤ Was named to his first career Pro Bowl and earned second-team All-Pro recognition from The Associated Press and All-NFC honors from the PFWA in 2016 after leading the team with a career-high five interceptions (tied for No. 5 in the NFL and No. 2 among safeties).

➤ His five interceptions in 2016 were the most by a Packers safety in a single season since Charles Woodson (seven) and Charlie Peprah (five) in 2011.

➤ In 2016, posted a career-high two interceptions in both Week 9 and Week 14, becoming the first Packer to have multiple two-INT games in a season since Woodson in 2011.

➤ Named NFC Defensive Player of the Week for his two-interception performance at Chicago in Week 15 of the 2016 season, becoming the first Packers DB to win the award since Woodson in 2010 (Week 4).

➤ Led the team in tackles (18) and passes defended (four) during the 2016 postseason.

➤ His three career postseason interceptions are tied for No. 1 in the NFL (Panthers LB Luke Kuechly and Patriots S Duron Harmon) since he entered the league in 2014.

➤ Led the team with a career-best 117 tackles (97 solo) in 2015.

➤ Registered three sacks in 2015, the most by a Packers safety since Mark Roman had 3½ in 2004.

➤ Named to the PFWA's All-Rookie team and ranked No. 2 on the team in tackles with 95 (73 solo) in 2014.

➤ Played in all 16 games in 2014, starting the final 10 (nine at FS, one at SS), the most starts by a Green Bay rookie safety since Nick Collins opened all 16 contests in 2005.

➤ Became the first Green Bay rookie defensive back to register an interception, a sack and a fumble recovery (since 1982) in his first three NFL games.

➤ Started both postseason contests and tied for No. 2 on the team with 13 tackles while leading the Packers with two interceptions.

➤ Totaled two interceptions for 48 return yards in the NFC Championship Game at Seattle, the most INT return yards ever by a Green Bay rookie in a playoff game.

➤ Drafted by the Packers with the No. 21 overall selection in the first round. Became just the second safety ever drafted by Green Bay in the first round, joining Alabama S George Teague (No. 29 overall in 1993).

## AT A GLANCE ...

- His eight interceptions during the regular season since 2016 are tied for No. 2 among NFL safeties over that span behind only Baltimore Ravens S Eric Weddle (10).
- Including the postseason, is tied for No. 5 among NFL safeties in interceptions (14) since 2014.
- Started all 16 games in 2017 for the third consecutive regular season, finishing No. 3 on the team with 86 tackles and No. 2 with three interceptions.
- Was named to his first career Pro Bowl and earned second-team All-Pro recognition from *The Associated Press* and All-NFC honors from the PFWA in 2016 after leading the team with a career-high five interceptions (tied for No. 5 in the NFL and No. 2 among safeties).
- Set a career high with a team-leading 117 tackles (97 solo) in 2015. Also recorded a career-best three sacks, the most by a Green Bay safety in a season since Mark Roman had 3½ in 2004.
- Played in all 16 games in 2014, starting the final 10 (nine at FS, one at SS). It was the most starts by a Green Bay rookie safety since Nick Collins opened all 16 in 2005.
- Ranked No. 2 on the team in tackles with 95 (73 solo) and was named to the PFWA's All-Rookie team.
- Was a consensus All-America selection in 2013 as a junior at Alabama, earning first-team recognition from *The Associated Press*, the Football Writers Association of America and *Sporting News*. Was named the team's Defensive Player of the Week four times in '13.

**2017 SEASON:** Started all 16 games, one of only two defensive players (LB Blake Martinez) to open every game for the Packers...Registered 86 tackles (70 solo), two tackles for a loss, three interceptions and 10 passes defended... Led the secondary in tackles...**At Atlanta (Sept. 17):** Posted a team-high six tackles (five solo)...**Vs. Chicago (Sept. 28):** Finished with eight tackles (all solo), a tackle for a loss and an interception. In the second quarter, posted his first interception of the season when he picked off a QB Mike Glennon pass that sailed over the head of WR Markus Wheaton, making the INT at the Green Bay 37 and returning it 3 yards...**Vs. New Orleans (Oct. 22):** Recorded eight tackles (five solo), including a tackle for a loss, and a pass defended. On the Saints' opening drive, came up to tackle RB Mark Ingram for a 3-yard loss on a swing pass...**Vs. Baltimore (Nov. 19):** Registered five tackles (all solo), an interception and two passes defended. Midway through the second quarter, covered RB Danny Woodhead on a wheel route down the left sideline and intercepted the Joe Flacco pass at the Green Bay 2...**Vs. Tampa Bay (Dec. 3):** Led the team with 12 tackles (six solo) as he matched his career high. Part of a secondary that limited WRs Mike Evans and DeSean Jackson to a combined four receptions for 57 yards...**At Cleveland (Dec. 10):** Tied for the team lead with seven tackles (all solo) and added an interception. Late in the first half, came over to pick off a QB DeShone Kizer pass intended for WR Corey Coleman at the Green Bay 19, returning the pick 2 yards to keep the Packers within one score at halftime (14-7)...**Vs. Minnesota (Dec. 23):** Posted four tackles (all solo) and a pass defended. Early in the second quarter, broke up a QB Case Keenum pass over

the middle intended for WR Stefon Diggs on third down, nearly making an interception on the play.

**2016:** Started all 16 games at FS and was No. 2 on the team with 83 tackles (71 solo)...Was named to his first career Pro Bowl, becoming the first Green Bay safety to be selected since Collins in 2010...Was named second-team All-Pro by AP and earned All-NFC honors from the PFWA...Led the team and was tied for the lead among NFL safeties (Giants S Landon Collins) with a career-high five interceptions (tied for No. 5 in the NFL)...Was tied for the NFL lead with a pair of two-INT games...All five of his INTs came from Week 9 on, the most in the NFL over that span...Added four tackles for a loss, a half-sack, a QB pressure, a forced fumble and nine passes defended...Also made three tackles on special teams...Started all three post-season games and led the team in tackles (18) and passes defended (four)...Added a tackle on special teams...**At Jacksonville (Sept. 11):** Recorded five tackles (four solo), a forced fumble and a pass defended. Late in the fourth quarter, delivered a big hit on WR Allen Robinson on a catch over the middle that forced the ball to pop out, but Robinson recovered the fumble...**Vs. Dallas (Oct. 16):** Registered a team-high nine tackles (all solo), including a tackle for a loss...**Vs. Indianapolis (Nov. 6):** Tallied a career-high two interceptions, four tackles (two solo), a half-sack and a QB pressure. Came underneath WR Phillip Dorsett to intercept QB Andrew Luck's pass at the Indianapolis 49 on the Colts' first offensive possession, taking the ball across the field for a 20-yard return to the 29. Later in the first quarter, made another interception, picking off Luck's overthrown pass at the Indianapolis 47 intended for TE Jack Doyle near the sideline. Joined CB Al Harris (vs. New Orleans, Oct. 9, 2005) as the only Packers since 1993 to record two INTs in the first quarter of a game. In the second quarter, came through untouched on a blitz for a shared 6-yard sack of Luck with LB Nick Perry on a third down to force a punt. Added a tackle on special teams...**At Philadelphia (Nov. 28):** Posted three tackles (all solo) and early in the third quarter, picked off QB Carson Wentz as he overthrew TE Zach Ertz over the middle, making the interception at the Green Bay 16 and returning it 12 yards to the 28, a turnover that led to a Mason Crosby FG...**At Chicago (Dec. 18):** Matched his career high with two interceptions as he became the first Packer since Woodson in 2011 to post a pair of two-INT games in a season. On the first INT, came over to pick off QB Matt Barkley's pass down the middle of the field that was overthrown to TE Daniel Brown, making the pick at the Green Bay 26 and then returning it 16 yards. Made another interception on Chicago's next series, again picking off an overthrow from Barkley that was intended for WR Daniel Braveman down the middle of the field. Returned that interception 27 yards to the Chicago 45, with both of his picks leading to TDs for the Packers. Added five tackles (four solo). Was named NFC Defensive Player of the Week for his performance, the first Packers DB to win the award since Woodson in 2010 (Week 4)...**Vs. N.Y. Giants (NFC Wild Card, Jan. 8):** Recorded six tackles (four solo) and two passes defended. Was part of a secondary that helped limit WRs Odell Beck-

ham Jr., Victor Cruz and Sterling Shepard to a combined 11 catches for 121 yards (11.0 avg.). Late in the fourth quarter, came over to break up QB Eli Manning's deep pass near the goal line intended for WR Tavarres King. Added a tackle on special teams...**At Dallas (NFC Divisional, Jan. 15):** Posted a team-high six tackles (all solo).

**2015:** Started all 16 games at FS and led the team with a career-high 117 tackles (97 solo), three sacks, two interceptions, a forced fumble and four passes defended... His three sacks were the most by a Green Bay safety in a season since Roman had 3½ in 2004...Played a team-high 1,048 defensive snaps (99.7 percent) during the regular and postseason...Also started both postseason games and registered eight tackles (six solo), an interception and four passes defended...Added a tackle on special teams in the playoffs...**Vs. Seattle (Sept. 20):** Led the defense with nine tackles (seven solo) and helped limit RB Marshawn Lynch to just 41 yards on 15 carries (2.7 avg.)...**At San Francisco (Oct. 4):** Led the team in tackles for the third straight game with eight stops (seven solo). Part of a defense that limited the 49ers to just 196 yards of total offense and QB Colin Kaepernick to a 55.4 passer rating (13 of 25, 160 yards, one INT)...**Vs. St. Louis (Oct. 11):** Recorded nine tackles (eight solo) and registered the second INT of his career when he made a diving catch on a QB Nick Foles pass that was intended for TE Lance Kendricks at the goal line and deflected off the hands of LB Joe Thomas...**Vs. San Diego (Oct. 18):** Finished second on the team with nine tackles (all solo) and a pass defended. Broke up a Philip Rivers pass intended for TE Ladarius Green in the end zone early in the second quarter on a drive that would result in a turnover on downs. Registered his first career forced fumble when he came up the middle with a little over six minutes remaining in the first half to jar the ball loose from RB Melvin Gordon on a first-down run, a fumble that was recovered by LB Clay Matthews at the San Diego 34...**Vs. Detroit (Nov. 15):** Led the team with a career-high 12 tackles (career-best 11 solo), including a tackle for a loss, and added an INT late in the third quarter. With the Lions leading, 9-3, and threatening at the Green Bay 23, made a diving catch over the middle on QB Matthew Stafford's pass intended for WR Lance Moore at the Green Bay 6, and returned the INT 2 yards...**At Minnesota (Nov. 22):** Tied for the team lead with 10 tackles (nine solo), and added a sack. Midway through the third quarter, came through untouched on a blitz to bring QB Teddy Bridgewater down for a 10-yard loss...**At Detroit (Dec. 3):** Recorded seven tackles (all solo) and posted his second sack in three games, barreling through a block attempt by RB Theo Riddick to bring down Stafford for a 4-yard loss on third down late in the first half to force a Detroit punt...**Vs. Minnesota (Jan. 3):** Registered six tackles (five solo) and his third sack of the season. Chased Bridgewater out of bounds for a zero-yard sack at the Green Bay 21 early in the first quarter. Helped limit Bridgewater to a career-low 99 yards passing and a 45.7 passer rating...**At Washington (NFC Wild Card, Jan. 10):** Recorded four tackles (two solo) and two passes defended. On third-and-goal from the 7 with just under five minutes remaining in the first quarter, broke up a

**PLAYERS SELECTED BY GREEN BAY FROM THE ASSOCIATED PRESS NATIONAL CHAMPION, 1972-2018**

Player	Pos	School	National		Player	Pos	School	National	
			Title	by Packers				Title	by Packers
JK Scott	P	Alabama	2015, '18	2018	George Teague	S	Alabama	1992	1993
Eddie Lacy	RB	Alabama	2012	2013	Joe Garten	C/G	Colorado	1990	1991
Matt Flynn	QB	LSU	2007	2008	Buddy Aydelette	T	Alabama	1979	1980
DeShawn Wynn	RB	Florida	2006	2007	Rich Wingo	LB	Alabama	1978	1979
Kenny Peterson	DT	Ohio State	2002	2003	Keith Wortman	G	Nebraska	1971	1972
Najeh Davenport	FB	Miami (Fla.)	2001	2002	Jerry Tagge	QB	Nebraska	1971	1972
Torrance Marshall	LB	Oklahoma	2000	2001					
Tyrone Williams	CB	Nebraska	1995	1996					

VETERANS  
Community  
Admin & Coaches  
Clinton-Dix  
Draft & Free Agents  
2017 Review  
Records & History  
Lambeau Field  
Misc.



pass over the middle in the end zone from QB Kirk Cousins to WR Pierre Garcon, forcing the Redskins to settle for a FG after they had first-and-goal at the 1. Broke up another pass late in the fourth quarter, nearly intercepting Cousins' pass intended for TE Jordan Reed near the goal line. Added a tackle on special teams...**At Arizona (NFC Divisional, Jan. 16):** Recorded four tackles (all solo), an INT and two passes defended. Early in the third quarter on a third-and-11 from the Green Bay 48, came over to make a leaping INT of QB Carson Palmer's pass intended for WR Michael Floyd near the sideline at the Green Bay 19, absorbing a hit from Floyd as he got both feet in bounds.

**2014:** Played in all 16 games with 10 starts (nine at FS, one at SS), the most starts by a Green Bay rookie safety since Collins opened all 16 contests in 2005...Was named to the PFWA's All-Rookie team...Ranked No. 2 on the team with 95 tackles (73 solo)...Added a sack, an interception, 11 passes defended (tied for No. 4 on the team), two QB hits and three pressures...Also posted three tackles and a fumble recovery on special teams...Part of a secondary that helped Green Bay rank No. 7 in the NFL in opponent passer rating (82.0)...Contributed to a run defense that allowed 86.4 yards per game over the final eight contests, No. 5 in the NFL over that span, and 3.6 yards per carry, No. 6 in the league over that span...Also started both postseason contests, tying for second on the team with 13 tackles (11 solo) and leading the team with two interceptions and three passes defended...**At Seattle (Sept. 4):** Saw 40 snaps on defense and 19 on special teams in his pro debut, and made an impact in both phases. Became the first Packer (since 1982) to register a sack and a fumble recovery in his NFL debut. Chased down QB Russell Wilson for a zero-yard sack on Seattle's opening drive. Later in the quarter, recovered a fumble at the Seattle 34 after Seahawks S Earl Thomas muffed the catch on a Tim Masthay punt, a turnover that helped set up FB John Kuhn's 2-yard TD run. Finished the game with six tackles (four solo) and a pass defended...**At Detroit (Sept. 21):** Posted the first interception of his NFL career, picking off a Stafford pass late in the first quarter at the Green Bay 17. Intercepted the deep pass down the left sideline intended for WR Corey Fuller, one that deflected off of Fuller and CB Davon House, and then returned it 9 yards to the Green Bay 26 with a 15-yard penalty tacked on for a low block by RB Joiique Bell. The takeaway would result in seven points as the offense drove 59 yards in nine plays and capped off the drive with a 10-yard pass from QB Aaron Rodgers to TE Andrew Quarless. With the INT, he became the first Green Bay rookie defensive back (since 1982) to register an interception, a sack and a fumble recovery in his first three NFL games. Added two tackles (one solo) and an additional pass defended...**Vs. Carolina (Oct. 19):** Started his first NFL game, opening up at FS. Led the team for the second straight game with nine tackles (eight solo). Added a tackle on special teams...**At New Orleans**

**(Oct. 26):** Opened at SS in place of an injured Morgan Burnett (calf) and led the secondary with eight tackles (four solo)...**At Minnesota (Nov. 23):** Finished second on the team with eight tackles (all solo) and jumped over WR Greg Jennings to knock away a Bridgewater pass in the fourth quarter, one of his two passes defended on the afternoon (tied for the team lead)...**Vs. New England (Nov. 30):** Registered seven tackles (five solo) and a team-leading and career-high three passes defended, highlighted by a diving breakup of QB Tom Brady's second-down pass intended for TE Rob Gronkowski in the end zone on New England's final possession with Green Bay leading, 26-21...**Vs. Dallas (NFC Divisional, Jan. 11):** Was one of three defensive players to play all 55 snaps and tied for the team lead with six tackles (five solo)...**At Seattle (NFC Championship, Jan. 18):** Started and played 69 of 70 snaps. Registered seven tackles (six solo), two interceptions and three passes defended. Became just the third rookie (Joe Laws, Sam Shields) and the sixth player in team history to record two interceptions in a postseason game. On Seattle's opening drive, picked off Wilson's third-down pass that went off the hands of WR Jermaine Kearse at the Seattle 30 and returned it 26 yards to the Seahawks' 4-yard line. Early in the third quarter, made a one-handed interception of Wilson's deep pass down the middle intended for Kearse at the Green Bay 37, returning it 22 yards to the Seattle 41. His 48 yards on interception returns were the most ever by a Green Bay rookie in a playoff game...**2014 Draft:** Selected by the Packers with the No. 21 overall pick in the first round. Became just the second safety ever drafted by Green Bay in the first round, joining Teague (No. 29 overall in 1993).

**COLLEGE:** Played in 38 games with 20 starts in his three seasons at Alabama and registered 100 tackles (58 solo), including four tackles for a loss, seven interceptions, a forced fumble and 17 passes defended...Majorred in criminal justice...**Junior season (2013):** Was a consensus All-America selection, earning first-team recognition from AP, the Football Writers Association of America and *Sporting News*...Earned first-team All-SEC honors from the coaches and second-team recognition from AP...Was named the team's Defensive Player of the Week four times...Appeared in 11 games with 10 starts and registered a career-high 52 tackles (30 solo), including a career-best 3½ tackles for a loss, two interceptions and six passes defended...Ranked fourth on the team in tackles...Led an Alabama secondary that ranked No. 9 nationally and No. 2 in the conference in passing yards allowed...Was suspended for games vs. Georgia State (Oct. 5) and at Kentucky (Oct. 12)...Returned to the lineup vs. Arkansas (Oct. 19) and then to the starting lineup vs. Tennessee (Oct. 26)...Posted a career-high eight tackles (six solo) and broke up two passes, earning Alabama Defensive Player of the Week honors for his performance in the 25-0 shutout win vs. Ole Miss (Sept. 28)...Recorded his second INT of the

## LEADING ON THE FIELD, AT THE CHECKOUT COUNTER

Packers quarterback Aaron Rodgers enters his 14th season in Green Bay in 2018. He remains the leader over his competitors as he ranks No. 1 in NFL history (min. 1,500 attempts) with a career passer rating of 103.8. Rodgers also ranks No. 1 in league annals in career INT percentage (1.59) and TD/INT ratio (4.01, 313/78) and No. 7 in yards/attempt (7.87) and completion percentage (65.1).

Even despite missing nine games with a broken collarbone in 2017, his popularity among the fan base was reflected by his finish as the runaway leader among jerseys sold in the Packers Pro Shop. The Pro Shop is housed in the Lambeau Field Atrium and boasts worldwide distribution through [www.packersproshop.com](http://www.packersproshop.com).

The following is a list of the top-five sellers, including customized authentic and replica jerseys that fans can put their own name and numbers on:

Rank	Player	% of Total Sales
1	Aaron Rodgers	32.2
2	Jordy Nelson	14.0
3	Customized replicas	10.5
4	Ha Ha Clinton-Dix	9.2
5	Clay Matthews	7.1

season, returning the pick 16 yards, and also broke up a pass and accounted for five tackles (one solo) at Mississippi State (Nov. 16), earning Alabama's Defensive Player of the Week for the second straight game... **Sophomore season (2012):** Played in all 14 games with 10 starts... Led the team and tied for the SEC lead with a career-best five INTs on his way to earning third-team All-America and first-team All-SEC honors from *The NFL Draft Report*... Finished fifth in the SEC with 91 INT return yards... Registered 37 tackles (23 solo), including a half-tackle for a loss, and nine passes defended... Started his first career game in the season opener vs. Michigan (Sept. 1) at AT&T Stadium in Arlington, Texas, recording three tackles (one solo)... Registered his first career INT, returning the pick 46 yards. Added a forced fumble and two tackles (one solo) in the 52-0 win at Arkansas (Sept. 15)... Finished second on the team with a season-high seven tackles (four solo) and registered an INT for the third straight game vs. Notre Dame (BCS National Championship, Jan. 7)... **Freshman season (2011):** Played in all 13 games, one of seven true freshmen on the team to appear in a game during the season... Registered 11 tackles (five solo) and two passes defended... Saw time as a backup safety and as a key contributor on special teams.

**PERSONAL:** Given name Ha'Sean Treshon Clinton-Dix... First name is pronounced ha-SEEN... Nicknamed "Ha Ha" by his grandmother when he was 3 or 4 years old...

Born in Orlando, Fla. ... **High school:** Was rated the No. 1 safety in the nation by Rivals.com and Scout.com as a senior in 2010 at Dr. Phillips High School in Orlando, Fla. ... Named an Under Armour All-American and a *SuperPrep* All-American... Was ranked as the top player in the state of Florida by Rivals.com and *SuperPrep*... Registered 112 tackles, including 10 tackles for a loss, six sacks, four forced fumbles, two interceptions and 10 passes defended as a senior... On offense, carried the ball 23 times for 244 yards (10.6 avg.) and three TDs and caught five passes for 156 yards (31.2 avg.)... Returned eight punts for 199 yards (24.9 avg.) and 11 kickoffs for 291 yards (26.5 avg.)... As a junior in 2010, recorded 93 tackles, including 13 tackles for a loss, six sacks, three INTs, 12 passes defended and three forced fumbles... Averaged 20.3 yards per punt return and 74.5 yards on two kickoff returns with one TD... Also lettered in track, participating in the 4x100 and 4x400 relay teams... **Community involvement:** Began Ha Ha's HERO Foundation in 2017 with the mission to provide economically challenged students with a voice of motivation, empowerment and encouragement so they can be heroes by achieving academic excellence, developing positive personal skills and making positive decisions to avoid high-risk behavior... Participated in community activities in Wisconsin involving Bellin Health, The Salvation Army, St. John the Baptist School and the Jerry Parins Cruise for Cancer... Helped paint houses in Tuscaloosa, Ala., following a destructive tornado in 2011... Residence: Orlando, Fla.

## HA HA CLINTON-DIX'S PRO STATISTICS

Year	Team	GP	GS	—Tackles—					Interceptions					Fumbles		
				Tot	Solo	Asst	Sk	Yds	No	Yds	Lg	TD	PD	FF	FR	Yds
2014	Green Bay	16	10	95	73	22	1	0	1	9	9	0	11	0	0	0
2015	Green Bay	16	16	117	97	20	3	14	2	2	2	0	4	1	0	0
2016	Green Bay	16	16	83	71	12	½	3	5	75	27	0	9	1	0	0
2017	Green Bay	16	16	86	70	16	0	0	3	5	3	0	10	0	0	0
<b>NFL totals (four years)</b>		<b>64</b>	<b>58</b>	<b>381</b>	<b>311</b>	<b>70</b>	<b>4½</b>	<b>17</b>	<b>11</b>	<b>91</b>	<b>27</b>	<b>0</b>	<b>34</b>	<b>2</b>	<b>0</b>	<b>0</b>

Year	Team	GP	GS	—Tackles—					Interceptions					Fumbles		
				Tot	Solo	Asst	Sk	Yds	No	Yds	Lg	TD	PD	FF	FR	Yds
2014	Green Bay	2	2	13	11	2	0	0	2	48	26	0	3	0	0	0
2015	Green Bay	2	2	8	6	2	0	0	1	0	0	0	4	0	0	0
2016	Green Bay	3	3	18	15	3	0	0	0	0	0	0	4	0	0	0
<b>Postseason</b>		<b>7</b>	<b>7</b>	<b>39</b>	<b>32</b>	<b>7</b>	<b>0</b>	<b>0</b>	<b>3</b>	<b>48</b>	<b>26</b>	<b>0</b>	<b>11</b>	<b>0</b>	<b>0</b>	<b>0</b>

**Additional statistics:** Career interceptions — Matt Barkley (2), Andrew Luck (2), Matthew Stafford (2), Joe Flacco, Nick Foles, Mike Glennon, DeShone Kizer, Carson Wentz. Career sacks — Teddy Bridgewater (2), Matthew Stafford, Russell Wilson, Andrew Luck (½). Recovered fumble on special teams at Seattle, 9/4/14. Punt return for 0 yards vs. N.Y. Jets, 9/14/14. Special teams tackles — 3 in 2014, 2 in 2015, 1 in '15 playoffs, 3 in 2016, 1 in '16 playoffs; NFL total: 8.

**NFL debut:** at Seattle, 9/4/14

**First NFL start:** vs. Carolina, 10/19/14

**First NFL interception:** at Detroit, 9/21/14 (M.Stafford)

**First NFL sack:** at Seattle, 9/4/14 (R.Wilson)

### CAREER TRANSACTIONS

- 2014 Selected by the Green Bay Packers in the first round (21st overall) of '14 NFL Draft, May 8...Signed first contract, May 30.

### CLINTON-DIX'S SINGLE-GAME CAREER HIGHS

<b>Tackles</b>	
Total	12, vs. Det. (11/15/15) and vs. TB (12/3/17)
Solo	11, vs. Det. (11/15/15)
<b>Interceptions*</b>	2, vs. Ind. (11/6/16) and at Chi. (12/18/16)
<b>Sacks</b>	1, four times (last vs. Min., 1/3/16)
<b>Passes Defensed</b>	3, vs. NE (11/30/14)
<b>Forced Fumbles</b>	1, vs. SD (10/18/15) and at Jax. (9/11/16)

\* Also posted two interceptions in '14 playoffs at Seattle, 1/18/15





Ht: 5-10 Wt: 192

Born: August 22, 1990

NFL Games

Played/Started: 96/67

Acquired: D2-11



# Randall COBB

# 18

Wide Receiver  
Kentucky

Eighth NFL Season | Eighth Packers Season



PRO BOWLS: 2014



## PRO HIGHLIGHTS:

► Is one of just five players in franchise history (Donald Driver, 2004-09; Sterling Sharpe, 1989-94; Antonio Freeman 1997-2000; Greg Jennings, 2008-11) to register 60-plus receptions in four consecutive seasons (2014-17).

► Ranks No. 7 in franchise history in receptions (432), No. 13 in receiving yards (5,141) and tied for No. 12 in TD catches (39).

► Has caught 296 passes for 3,379 yards (11.4 avg.) and 26 TDs over the past four seasons, one of only eight players in the NFL with 295-plus receptions, 3,375-plus receiving yards and 25-plus TD catches since 2014.

► Tied an NFL single-game postseason record with three TD catches vs. the N.Y. Giants in a 2016 NFC Wild Card contest.

► Played in every game with 15 starts in '15 and posted a team-high 79 catches for 829 yards (10.5 avg.) and six TDs.

► Started all 16 games in 2014 and posted career highs in catches (91), receiving yards (1,287) and receiving TDs (12) on the way to earning his first career Pro Bowl selection (injury replacement for WR Dez Bryant).

► Was tied for No. 4 in the NFL in TD catches in '14 and led the league with 10 receiving TDs in the red zone.

► Is one of only five players in franchise history to register 90-plus receptions in a season, joining Sharpe, Driver, Robert Brooks and Jordy Nelson.

► Was limited to just six games in 2013 due to a knee injury sustained at Baltimore in Week 6. Through Week 6, led the team in receptions with 29 and ranked No. 2 in receiving yards with 378.

► Returned to action in the 2013 regular-season finale at Chicago and caught a pair of TD passes, highlighted by his 48-yard game-winning TD grab with 38 seconds remaining as the Packers captured their third straight NFC North title.

► Set a franchise single-season record with a league-high 2,342 combined net yards in 2012, topping the previous team mark of 2,250 yards posted by RB Ahman Green in 2003.

► Became the first Packer to lead the NFL in combined net yards since RB Travis Williams (1,517) did so in 1969.

► With 954 receiving yards and 964 kickoff return yards in 2012, became the first player in NFL history to post 900-plus yards in each category in the same season.

► Was named the first alternate for the Pro Bowl at kick returner in 2012. Averaged 25.4 yards on 38 kickoff returns and 9.4 yards on 31 punt returns.

► Led the team in receptions (80) and receiving yards (954) in 2012 despite missing the season finale due to injury.

► Has three kick-return scores (two punts, one kickoff) in his career, which ties him for No. 2 in franchise history behind only Williams (six TDs).

► Ranked No. 2 in the NFL in kickoff return average (27.7) and No. 7 in the league in punt return average (11.3) in 2011. Checked in at No. 1 and No. 2 in those respective categories among rookies on his way to earning All-Rookie honors from Pro Football Weekly/PFWA as a kickoff returner.

## AT A GLANCE ...

■ Is one of just five players in franchise history (Donald Driver, 2004-09; Sterling Sharpe, 1989-94; Antonio Freeman 1997-2000; Greg Jennings, 2008-11) to register 60-plus receptions in four consecutive seasons (2014-17).

■ Ranks No. 7 in franchise history in receptions (432), No. 13 in receiving yards (5,141) and tied for No. 12 in touchdown catches (39).

■ Has caught 296 passes for 3,379 yards (11.4 avg.) and 26 TDs over the past four seasons, one of only eight players in the NFL with 295-plus receptions, 3,375-plus receiving yards and 25-plus TD catches since 2014.

■ Started all 16 games in 2014 and posted career highs in catches (91), receiving yards (1,287) and receiving TDs (12) on the way to earning his first career Pro Bowl selection (injury replacement for WR Dez Bryant).

■ Set a franchise single-season record with a league-high 2,342 combined net yards in 2012, topping the previous team mark of 2,250 yards by RB Ahman Green in 2003.

■ With 954 receiving yards and 964 kickoff return yards in 2012, is the only player in NFL history to post 900-plus yards in each category in the same season.

■ Ranked No. 2 in the NFL in kickoff return average (27.7) in 2011, setting a franchise rookie record with 941 kickoff return yards on the season, and was named to the All-Rookie team by Pro Football Weekly/PFWA.

■ Set the SEC single-season record for all-purpose yards with 2,396 in 2010, breaking the previous mark of 2,310 yards by Arkansas RB Darren McFadden in 2007, on his way to earning first-team All-America honors from The Associated Press, ESPN.com and SportsIllustrated.com.

► Was also selected as a Pro Bowl alternate as a kick returner in 2011.

► His 27.7-yard kickoff return average in '11 ranks No. 3 in franchise history (min. 25 returns) behind only Dave Hampton (28.6 in 1971) and Al Carmichael (28.1 in 1956).

► Set a franchise rookie record in 2011 with 941 kickoff return yards, besting the previous mark held by Charles Wilson (798 yards in 1990).

► Tied a then-NFL record with a 108-yard kickoff return for a TD against New Orleans in his pro debut, a play that would go on to be named the NFL Play of the Year at the league's awards ceremony.

► Became just the second player in NFL history to catch a TD pass and return a kickoff for a TD in his pro debut, joining Detroit's Bill Bowman (vs. Chicago, Sept. 26, 1954).

► With his 108-yard kickoff return for a score vs. New Orleans in Week 1 and his 80-yard punt return TD vs. Minnesota in Week 10, became the first player in team history and the first NFL rookie since the 1970 AFL-NFL merger to register a 100-yard kickoff return and an 80-yard punt return in the same season.

► Became the first Green Bay rookie to register a punt return for a TD and a kickoff return for a score in the same season and the first Packer to do so since Roell Preston in 1998.

► One of only three players in franchise history to register

VETERANS

Community

Admin & Coaches

Cobb

Draft & Free Agents

2017 Review

Records & History

Lambeau Field

Misc.

a receiving TD, a punt return for a TD and a kickoff return for a score in the same season, joining Williams (1969) and Brooks (1994).

➤ Set a franchise rookie record with 1,616 combined yards (375 receiving, 5 rushing, 941 kickoff return, 295 punt return), topping the previous mark held by Billy Howton (1,231 in 1952).

**2017 SEASON:** Played in 15 games with 14 starts and had 66 receptions for 653 yards (9.9 avg.) and four TDs... Ranked No. 2 on the team in catches and receiving yards... Also had nine carries for 17 yards (1.9 avg.) and completed his lone passing attempt for 10 yards...**Vs. Seattle (Sept. 10):** Led the team with a season-high nine receptions for a season-best 85 yards (9.4 avg.)...**Vs. Detroit (Nov. 6):** Paced the team with 58 yards receiving on five catches (11.6 avg.), including a season-long 46-yard reception early in the fourth quarter. It marked his fifth straight season (2013-17) with at least one reception of 45-plus yards, the lone Packer to do so over that span...**At Chicago (Nov. 12):** Finished with three receptions for 52 yards (17.3 avg.), highlighted by a 38-yard catch over the middle on the opening drive of the game, the 400th reception of his career. Also carried the ball a season-high four times for 8 yards (2.0 avg.), with three of the attempts coming on direct snaps...**At Pittsburgh (Nov. 26):** Hauled in four passes for 58 yards (14.5 avg.) and a TD. With just under five minutes remaining in the first quarter, came out of the slot and made an out-and-up move down the left sideline as he found himself wide open to make the catch at the Pittsburgh 15 and take it the rest of the way for the 39-yard TD...**At Carolina (Dec. 17):** Led the team with seven receptions for 84 yards (12.0 avg.) and a TD. Late in the first half, came across the field from out of the slot to catch a pass from QB Aaron Rodgers at the Carolina 23, taking it down the sideline and then weaving his way through S Kurt Coleman and CB James Bradberry for the 33-yard TD...**At Detroit (Dec. 31):** Posted a team-high four receptions for 45 yards (11.3 avg.) and a TD. Early in the fourth quarter, came out of the backfield and caught a short pass over the middle from QB Brett Hundley, eluding LB Jarrad Davis as he took it in for a 17-yard TD. On the next play, came out of the backfield again, catching a pass in the flat and taking it in for the two-point conversion. Also recorded his first career pass completion, connecting with Hundley for a 10-yard gain on the first play of the fourth quarter. Took a toss from Hundley and threw back across the field to the QB for the 10-yard pickup.

**2016:** Played in 13 games with 10 starts and had 60 catches for 610 yards (10.2 avg.) and four TDs...Was tied for No. 7 in the NFL with 22 receptions for 280 yards (12.7 avg.) and a TD on third down...Also rushed for 33 yards on 10 carries (3.3 avg.) and had four punt returns for 54 yards (13.5 avg.)...Was inactive in Week 8 due to a hamstring injury and in Weeks 16-17 due to an ankle injury...Also started all three postseason contests and led the team in receptions (18), receiving yards (260) and receiving TDs (three)...**Vs. N.Y. Giants (Oct. 9):** Led the team with a season-high nine receptions for a season-best 108 yards (12.0 avg.), with six of his catches going for first downs. Had five receptions for 73 yards (14.6 avg.) on third down with all five going for first downs, highlighted by his 13-yard reception near the sideline on third-and-10 from the Green Bay 35 that gave the Packers a first down and clinched the win. His five third-down catches matched his career high (vs. New England, Nov. 30, 2014), and his 73 receiving yards on third down were a career best...**Vs. Chicago (Oct. 20):** Matched his career-high with 11 catches for 95 yards (8.6 avg.) and a TD. Seven of his receptions went for first downs, tied for his second most in a game. Posted back-to-

back games with a TD catch for the first time since recording five straight in 2014. Came from the slot to beat CB Cre'Von LeBlanc for a 2-yard TD catch in the fourth quarter, getting both feet in bounds near the sideline for the score...

**At Atlanta (Oct. 30):** Inactive (hamstring), his first game missed due to injury since Week 16 of 2013, snapping a streak of 39 consecutive regular-season games played...

**At Washington (Nov. 20):** Hauled in three passes for 84 yards, a 28.0-yard receiving average that was a career high in games with three-plus catches. Early in the fourth quarter, was lined up in the slot on third-and-12 and beat CB Kendall Fuller over the middle on a slant from Rodgers, eluding a diving tackle attempt from Fuller and then bouncing off of S Donte Whitner at the Green Bay 27 before taking it down the middle of the field for a season-long 47-yard gain to the Washington 37...**Vs. N.Y. Giants (NFC Wild Card, Jan. 8):** Returned to the starting lineup after missing two games (ankle) and tied the NFL single-game postseason record with three TD catches, joining Sharpe (at Detroit, Jan. 8, 1994) as the only Packers in franchise history to catch three TD passes in a playoff game. Finished with five catches for 116 yards (23.2 avg.) and became the first player in team history to have two TD catches of 30-plus yards in a postseason game. With the Packers facing a fourth-and-2 with six seconds remaining in the first half and no timeouts, got behind safeties Landon Collins and Leon Hall and CB Eli Apple in the back of the end zone to make a 42-yard TD catch of Rodgers' Hail Mary pass, getting both feet down before falling out of bounds. His second TD catch came with less than three minutes remaining in the third quarter when he beat CB Trevin Wade on an inside move, catching the ball near the New York 15 and taking it down the middle of the field for the 30-yard score. With 9:27 remaining in the game, found the end zone for a third time, freeing himself from Wade and then beating Apple as he came across the middle to make a 16-yard TD catch near the back of the end zone...**At Dallas (NFC Divisional, Jan. 15):** Led the team with seven receptions for 62 yards (8.9 avg.), his third postseason game with seven-plus catches, tied for the most in franchise history (Nelson, Brooks, Jennings). On the opening play of the second half, freed himself from the coverage of S Byron Jones on the sideline, coming back on the ball to get both feet in bounds for a 25-yard reception to midfield.

**2015:** Appeared in all 16 games with 15 starts and paced the team with 79 receptions for 829 yards (10.5 avg.) and six TDs...Also recovered a fumble for a TD...Rushed for 50 yards on 13 carries (3.9 avg.) and returned four punts for 10 yards (2.5 avg.)...Was named a Pro Bowl alternate... Also started both postseason contests and had three catches for 38 yards (12.7 avg.) and a TD...Played through a shoulder injury early in the season that he sustained in the preseason vs. Philadelphia (Aug. 29)...**Vs. Seattle (Sept. 20):** Led the team with a season-best eight receptions for a season-high 116 yards (14.5 avg.), with six of the catches going for first downs...**Vs. Kansas City (Sept. 28):** Posted a career-high three TD catches, becoming the first Packer to do so since WR James Jones caught three at Chicago on Dec. 16, 2012. Finished with seven catches for 91 yards (13.0 avg.), with six of the grabs going for first downs and two for 25-plus yards. Joined Jones (2015) to become the first Packers to register four TD catches in the first three games of a season since TE Keith Jackson did so in 1996...**At Carolina (Nov. 8):** Paced the team with 99 yards receiving on four catches (24.8 avg.), highlighted by his season-long 53-yard TD grab early in the second half. Ran an out-and-up route on CB Bené Benwikere and then hauled in a perfectly thrown pass from Rodgers down the sideline near the Carolina 35 before outrunning Benwikere and S Kurt Coleman on his way to the end zone...**At Detroit (Dec. 3):** Alertly recovered RB James Starks' fumble

from the Detroit 5 that went into the end zone, giving Green Bay its first score of the game...**Vs. Dallas (Dec. 13):** Matched his season high with a team-best eight catches for 81 yards (10.1 avg.)...**At Washington (NFC Wild Card, Jan. 10):** Posted three receptions for 38 yards (12.7 avg.) and a TD, coming back to the ball on a throw over the middle to haul in a 12-yard pass for the score in the second quarter...**At Arizona (NFC Divisional, Jan. 16):** Was limited to just 15 snaps after sustaining a chest injury at the end of the first quarter that would sideline him for the rest of the game. On a third-and-5 with less than a minute remaining in the first quarter, made a spectacular one-handed catch at the Arizona 3 for a 51-yard gain, hauling in the pass from Rodgers with his left hand as CB Justin Bethel was blanketing him in coverage. The play would be called back due to offsetting penalties, and he sustained the injury on the diving catch.

**2014:** Started all 16 games and posted a career-best 91 catches for a career-high 1,287 yards (14.1 avg.) and a career-best 12 TDs...Was named to his first career Pro Bowl as an injury replacement for Bryant...Teamed with Nelson to become the first WR duo in NFL history to both register 90-plus catches, 1,200-plus receiving yards and 12-plus TDs in the same season...Was tied for No. 4 in the league in TD catches...Led the league with 10 receiving TDs in the red zone...Had six TD grabs on third down, which was tied with Chargers TE Antonio Gates for No. 1 in the NFL...Posted 437 yards receiving on third down, good for No. 5 in the NFL...Of his 91 receptions, 71 went for first downs, a 78.0 percentage that led the team and ranked No. 4 in the league...Was tied for No. 3 in the league (Nelson) with 71 receiving first downs...Returned 14 punts for 112 yards (8.0 avg.) and had 37 rushing yards on 11 carries (3.4 avg.)...Also started both postseason games and led the team with 15 receptions for 178 yards (11.9 avg.) and a TD...**Vs. N.Y. Jets (Sept. 14):** Caught two TD passes, his third straight regular-season game with a TD catch and his second two-TD game over that span. Also caught a pass from Rodgers for a two-point conversion, Green Bay's first since Sept. 9, 2012, vs. San Francisco (Rodgers-Nelson pass)...**At Chicago (Sept. 28):** Caught seven passes for 113 yards (16.1 avg.) and two TDs, his third game with two TD catches in a five-game span. Hauled in a 22-yard TD grab over CB Isaiah Frey in the end zone late in the first half to give Green Bay a 21-17 edge, a lead it would never relinquish. Joined Nelson as they became the first Green Bay players to both register 100 receiving yards and two TD catches in the same game since Carroll Dale and Boyd Dowler hit those marks vs. the St. Louis Cardinals on Dec. 21, 1969...**Vs. Carolina (Oct. 19):** Led the team in catches (six) and receiving yards (121), his best yardage

output since his 128-yard effort vs. Washington (Sept. 15, 2013)...**At New Orleans (Oct. 26):** Led the team with 126 receiving yards on five grabs (25.2 avg.), highlighted by a career-long 70-yard TD reception on Green Bay's first possession of the game. On third-and-10 at the Green Bay 30, adjusted his route as Rodgers scrambled, getting behind CB Keenan Lewis near the sideline and making the catch at the New Orleans 35. Outran Lewis and S Rafael Bush the rest of the way for his career-high ninth TD of the season, surpassing his previous season high (eight in 2012) in just the eighth game of the season. It marked his fifth consecutive game with a TD catch, making him the first Packer to do so since Jennings in 2007. Finished the first quarter with 101 yards receiving on three receptions, the best receiving-yardage total by a Packer in a first quarter since Driver registered 111 yards on three grabs (37.0 avg.) at Chicago on Oct. 7, 2002...**Vs. Chicago (Nov. 9):** Caught four passes for 72 yards (18.0 avg.), including a leaping left-handed 18-yard TD catch from Rodgers with CB Demontre Hurst covering him near the end of the first half that put Green Bay up, 42-0, at the break. It marked his sixth consecutive game with a TD catch, which tied the third-longest streak in franchise history, and he became the first Green Bay player to accomplish the feat since Sharpe (six straight) in 1994...**Vs. Philadelphia (Nov. 16):** Posted then-career highs in both receptions (10) and receiving yards (129), eclipsing his previous highs of nine catches (three times) and 128 yards (vs. Washington, Sept. 15, 2013). Nine of his 10 catches went for first downs, the most by a Packer since WR Javon Walker registered the same number vs. Jacksonville on Dec. 19, 2004...**At Tampa Bay (Dec. 21):** Posted a career-high 11 catches for a career-best 131 yards (11.9 avg.), becoming the first Packer to register 11-plus catches in a game since Jones had 11 vs. Washington on Sept. 15, 2013...**Vs. Dallas (NFC Divisional, Jan. 11):** Recorded postseason career highs with eight receptions for 116 yards (14.5 avg.). His eight receptions were tied for the fourth most in a playoff game in team history (three players with nine catches). Six of his catches went for first downs, including a game-clinching 12-yard grab on third-and-11 with just under two minutes remaining. On the play, freed himself from CB Orlando Scandrick to make a diving grab of a tipped pass at the Dallas 23, enabling Green Bay to run out the clock in the win.

**2013:** Was limited to just six games on the season with four starts due to a knee injury sustained at Baltimore in Week 6, but caught 31 passes for 433 yards (14.0 avg.) and four TDs...Rushed for 78 yards on four carries (19.5 avg.), highlighted by a career-long 67-yarder...Also started in the team's playoff contest...Through Week 6, led the team in

## A SEASON FOR ALL INTENTS AND PURPOSES

Wide receiver Randall Cobb burst onto the scene in 2011 when he earned NFC Pro Bowl alternate status as a kick returner and was named to the prestigious *Pro Football Weekly*/PFWA All-Rookie team. He ranked No. 2 in the NFL in kickoff return average (27.7) and became the first Packers rookie to return both a kickoff and a punt for a TD in the same season. A versatile threat with untapped potential on offense, the question quickly became, what would he do for an encore?

Cobb answered that question emphatically in 2012, being voted the first alternate for the Pro Bowl as a return man and proving himself to be one of the most dynamic weapons in the league. He paired his prowess as a returner with an expanded role on offense that saw him post a team-high 80 catches, en route to becoming the **first player in NFL history** to have more than 900-plus receiving yards (954) and 900-plus kickoff return yards (964) in the same season.

Combining those two totals with his 292 yards on punt returns and an additional 132 yards on carries out of the backfield, he set the **single-season franchise record for all-purpose yardage** in Week 16 vs. Tennessee.

A look at the top single-season all-purpose yardage totals in franchise history:

Player	Season	Rushing	Receiving	Punt Ret.	Kickoff Ret.	All-Purpose
Randall Cobb	2012	132	954	292	964	2,342
Ahman Green	2003	1,883	367	0	0	2,250
Ahman Green	2001	1,387	594	0	0	1,981
Roell Preston	1998	0	23	398	1,497	1,918
Billy Grimes	1950	480	261	555	600	1,896
Dorsey Levens	1997	1,435	370	0	0	1,805



receptions with 29 and ranked No. 2 in receiving yards with 378... Also returned three punts on the season for 23 yards (7.7 avg.) and one kickoff for 10 yards... Was placed on injured reserve; designated for return on Oct. 15 and was activated on Dec. 28... **At San Francisco (Sept. 8):** Tied for the team lead with seven receptions for 108 yards (15.4 avg.) and a TD... **Vs. Washington (Sept. 15):** Posted back-to-back 100-yard receiving games for the second time in his career with a season-best 128 receiving yards on a season-high nine catches (14.2 avg.). Had a 35-yard TD reception in the first quarter, beating LB Perry Riley Jr. over the middle and then ricing up the field past several defenders... **Vs. Detroit (Oct. 6):** Posted a career-long 67-yard run off left tackle in the third quarter, the longest run by a Packer since RB Brandon Jackson's 71-yarder at Washington on Oct. 10, 2010. It was the longest by a Green Bay WR since James Lofton's 83-yard TD at the N.Y. Giants on Sept. 20, 1982. Combined with Jones' 83-yard TD catch in the game, it marked the first time an NFL team had both a 65-yard run and an 80-yard pass in the same contest since the L.A. Raiders did so on Nov. 5, 1989... **At Baltimore (Oct. 13):** Made four catches for 53 yards (13.3 avg.) in the first two quarters before suffering a knee injury just before halftime that forced him from the game. Caught a 15-yard pass from Rodgers down to the Ravens' 11-yard line with less than a minute remaining in the first half, but took a low hit on his knee from S Matt Elam. The injury would sideline him for the next 10 games... **At Chicago (Dec. 29):** Was activated to the 53-man roster the day before the game and made a memorable return to the lineup. Caught a game-winning 48-yard TD pass from Rodgers on a fourth-down play with 38 seconds remaining to clinch a third consecutive NFC North title for the Packers. With Green Bay trailing, 28-27, and facing a fourth-and-8, adjusted his route in response to the coverage of S Chris Conte, who was playing him to stop near the first-down marker. Sped past Conte on a go-route down the middle of the field, catching the ball near the Chicago 10 and then charging forward before being tackled into the end zone by CB Zack Bowman. Also scored on his other reception, a 7-yard play in the third quarter, finishing with the two catches for 55 yards (27.5 avg.) and two TDs.

**2012:** Played in 15 games with eight starts and also started both postseason contests... Led the team in receptions (80) and receiving yards (954) and finished second with eight TD catches... Set a franchise single-season record with 2,342 combined net yards (954 receiving, 132 rushing, 964 kickoff return, 292 punt return), topping the previous team mark of 2,250 yards posted by Green in 2003... Also led the league in the category, becoming the first Packer to accomplish that feat since Williams did so in 1969 with 1,517 yards... Became the first player in NFL history to post 900-plus receiving yards and 900-plus kickoff return yards in the same season... Was named a first alternate for the Pro Bowl at kick returner... Averaged 25.4 yards on 38 kickoff returns and 9.4 yards on 31 punt returns (with a TD)... Over his last 12 games, caught 69 passes for 858 yards (12.4 avg.) and eight TDs... **Vs. San Francisco (Sept. 9):** Opened the season with an impact performance for the second consecutive year, returning a fourth-quarter punt 75 yards for a TD, his third kick-return score (two punts, one kickoff) in just his 16th career regular-season game. Became the first player in NFL history to score on a kick return (punt or kickoff) in Week 1 each of his first two seasons in the league. Also caught a season-high nine passes for 77 yards (8.6 avg.)... **At Indianapolis (Oct. 7):** Saw increased action with Jennings sidelined due to a groin injury, and posted four catches for a team-high 82 yards (20.5 avg.) and a TD, his first receiving score of the season... **At Houston (Oct. 14):** Recorded his first career 100-yard receiving game, hauling in seven passes

for 102 yards (14.6 avg.). Returned three kickoffs for 86 yards (28.7 avg.), highlighted by a season-long 46-yarder late in the third quarter that ignited another TD drive... **At St. Louis (Oct. 21):** Caught eight passes for 89 yards (11.1 avg.) and two TDs, the first multi-TD receiving outing of his career... **Vs. Arizona (Nov. 4):** Matched his season high with two TD catches and finished with three receptions for 37 yards (12.3 avg.) on the afternoon... **At Detroit (Nov. 18):** Tied his season high with nine catches for 74 yards (8.2 avg.), highlighted by a game-winning 22-yard TD catch with 1:55 remaining that gave Green Bay a 21-20 lead in the 24-20 victory... **Vs. Detroit (Dec. 9):** Notched his second 100-yard receiving game of the season, totaling a team-high seven grabs for 102 yards (14.6 avg.)... **At Chicago (Dec. 16):** Posted his second straight 100-yard effort, racking up a season-best 115 yards on six catches (19.2 avg.). Did not find the end zone, but almost all of the catches were critical, drive-extending plays that helped stake Green Bay to a 21-7 lead in the division-clinching win. Registered a career-high three receptions of 25-plus yards... **Vs. Tennessee (Dec. 23):** Eclipsed Green's single-season franchise record for combined net yards on his first touch, a 14-yard punt return in the first quarter. Hauled in three passes for 62 yards (20.7 avg.) and a TD. Sustained an ankle injury on a third-quarter punt return, one that would sideline him for the remainder of the contest as well as the regular-season finale at Minnesota.

**2011:** Appeared in 15 contests and the team's playoff game in his rookie campaign... Was named a Pro Bowl alternate as a kick return specialist and to the *Pro Football Weekly*/PFWA All-Rookie team as a kickoff returner... Ranked No. 2 in the NFL in kickoff return average (27.7) and No. 7 in the league in punt return average (11.3)... Set a franchise rookie record with 941 kickoff return yards... Became the first player in franchise history and the first NFL rookie since the merger to record a 100-yard kickoff return and an 80-yard punt return in the same season... Became the first Packer since Preston (1998) to register a punt return for a TD and a kickoff return for a score in the same season... Caught 25 passes for 375 yards (15.0 avg.) and a TD and rushed for 5 yards on two carries (2.5 avg.)... Missed the season finale vs. Detroit (Jan. 1) due to a groin injury he sustained the previous week vs. Chicago... **Vs. New Orleans (Sept. 8):** Exploded onto the NFL landscape with a 108-yard kickoff return for a TD in the third quarter, which matched Patriots CB Ellis Hobbs' return (Sept. 9, 2007) for the longest kickoff return in NFL history at the time. The return would go on to be named the NFL Play of the Year at the league's awards ceremony. Nearly lost his footing near the Green Bay 20 after spinning out of a hit by CB Leigh Torrence, but was held up by teammate John Kuhn, returned to his feet and went the rest of the way untouched for the score. Marked the Packers' first kickoff return TD since Allen Rossum's 92-yarder vs. Indianapolis (Nov. 19, 2000) and bested Carmichael's previous franchise record (106 yards) for the longest kickoff return in team annals. At 21 years, 17 days old, he became the youngest NFL player to return a kickoff for a TD since the Chicago Bears' Andy Livingston did so on Dec. 13, 1964 (20 years, 53 days). The kickoff score marked Cobb's second TD of the game as he made his way into the end zone in the first quarter on a 32-yard catch-and-run from Rodgers. Became the first Packer since Walker (Sept. 8, 2002) to catch a TD pass in his pro debut. Became just the second player in NFL history to catch a TD pass and score on a kickoff return in his pro debut, joining Detroit's Bill Bowman (vs. Chicago, Sept. 26, 1954). Became the first Packer to post both in a game since Wuert Engelmann on Oct. 25, 1931, vs. Providence... **Vs. Denver (Oct. 2):** Finished with two receptions for a season-high 75 yards (37.5 avg.), highlighted by a season-long 61-yard grab late in the third quar-

ter. It marked the longest reception by a Green Bay rookie since Jones' 79-yard TD at Denver on Oct. 29, 2007...**Vs. Minnesota (Nov. 14):** Made another splash on national television, this one coming on *Monday Night Football* as he returned the first punt of the game 80 yards for a TD. The play made him the first rookie in team history to post a punt return for a score and a kickoff return for a TD in the same season and marked the first punt return for a TD by a Packer since CB Will Blackmon's 65-yarder at Minnesota on Nov. 9, 2008. Added a 55-yard kickoff return in the third quarter to set up a TD as he became the first NFL player since Kansas City's Dante Hall (Dec. 8, 2002) to post an 80-plus-yard punt return and a 55-plus-yard kickoff return in the same game and the first Packer to do so since Williams (Nov. 2, 1969)...**At Kansas City (Dec. 18):** Saw increased time on offense with Jennings sidelined (knee) and led the team with a season-high four catches for 53 yards (13.3 avg.)...**2011 Draft:** Was selected by the Packers in the second round (No. 64 overall). Became the Packers' highest draft pick from Kentucky since QB Babe Parilli was selected No. 4 overall in 1952. Was the first player drafted by Green Bay from Kentucky since DT Bill Bushong (seventh round) in 1972.

**COLLEGE:** Played in 36 games with 33 starts, catching 144 passes for 1,661 yards (11.5 avg.) and 13 TDs, and rushing for 1,313 yards and 22 TDs on 228 carries (5.8 avg.)...Completed 62 of 122 passes for 689 yards and five TDs with five INTs...Averaged 9.8 yards on 63 punt returns with two TDs and posted a 24.6-yard average on 44 career kickoff returns...Holds the Kentucky career record for TDs with 37 while ranking tied for fifth in career scoring with 226 points...Earned his degree in community communications and leadership development...**Junior season (2010):** First-team All-America selection as an all-purpose player by three services (*The Associated Press*, ESPN.com, SportsIllustrated.com) and a consensus first-team All-SEC pick...Was a finalist for the Paul Hornung Award as the most versatile player in the country...Was the only player in FBS to rank first or second on his team in receiving, rushing and passing...Set the SEC single-season record for all-purpose yards with 2,396, topping the previous mark of 2,310 held by Arkansas RB Darren McFadden (2007)...Set the school single-season record for all-purpose yards per play (min. 150 plays) with a 12.1 average...Accounted for scores in eight different ways on the season with rushing, passing, receiving and punt-return TDs, throwing a TD pass on a fake field goal, and posting two-point conversions by rushing, passing and receiving...Led the team with 84 receptions for 1,017 yards (12.1 avg.) and seven TDs...Led the conference in catches per game and recorded four 100-yard games...Finished second on the team with 424 rushing yards and five TDs on 55 carries (7.7 avg.)...Also returned 31 kickoffs for 736 yards (23.7 avg.) and 28 punts for 219 yards (7.8 avg.) and a TD...Named National Wide Receiver/Running Back of the Week by the College Football Performance Awards vs. Auburn (Oct. 9) as he had a hand in all four UK touchdowns in the team's 37-34 loss to the eventual national champions. Rushed for two scores, caught a 16-yard TD, and threw a 6-yard TD pass...Rushed 10 times for a career-best 170 yards (17.0 avg.) and two TDs vs. Vanderbilt (Nov. 13)...Caught a career-high 13 passes for 116 yards (8.9 avg.) at Tennessee (Nov. 27), the second-most receptions in a game in school history...**Sophomore season (2009):** Earned first-team All-SEC recognition as an all-purpose player by AP and ESPN.com...Won team awards as UK's Most Valuable Player, Most Outstanding Offensive Player and Most Inspirational Offensive Player...Ranked second in the SEC in touchdowns, third in punt returns, fourth in all-purpose yardage and seventh in scoring...His 15 total TDs ranked second on the school's single-season list...Led

the team in receiving with 39 catches for 447 yards (11.5 avg.) and four TDs...Second on the team in rushing with 573 yards and 10 TDs on 94 carries (6.1 avg.)...Returned 24 punts for 308 yards (12.8 avg.), including a 73-yard TD return vs. Louisiana-Monroe (Oct. 24)...**Freshman season (2008):** Played in 11 games as a true freshman, starting four contests at WR and the final four games at QB...Named to the SEC's All-Freshman Team at QB...The left-hander completed 52 of 99 passes (52.5 percent) for 542 yards, two TDs and five INTs...Rushed for 316 yards and seven TDs on 79 carries (4.0 avg.) and caught 21 passes for 197 yards (9.4 avg.) and two TDs...Also posted an 8.4-yard average on 11 punt returns...By the end of the season, was the only player in the nation to be serving as his team's starting QB and punt returner...Missed all of one game and most of two others because of a high ankle sprain sustained vs. Middle Tennessee State (Sept. 13)...Earned SEC Freshman of the Week honors vs. Arkansas (Oct. 18) as he caught two TD passes in the final 4:15 to give the Wildcats a dramatic 21-20 come-from-behind victory over the Razorbacks...Finished with a season-high 73 yards receiving on five grabs (14.6 avg.)...Wore uniform No. 12 in the game as a tribute to WR Dicky Lyons, who had suffered a season-ending injury the previous week...Started his first career game at Mississippi State (Nov. 1), completing 7 of 13 passes for 56 yards and a TD with an INT in the Wildcats' 14-13 victory...Believed to be the first UK true freshman QB to start and win an SEC road game since freshmen became eligible in the early 1970s.

**PERSONAL:** Given name Randall Ladonald Cobb II...Born in Maryville, Tenn. ...Married, wife's name is Aiyda...Cousin, Shannon Mitchell, played tight end at Georgia and for the San Diego Chargers (1994-97)...Another cousin, Billy Williams, played wide receiver at Tennessee and was a seventh-round draft pick of the Arizona Cardinals in 1995...Received the Chad Pennington Professional Athlete of the Year award from the Greater Knoxville Sports Hall of Fame in July 2013...**High school:** Named "Mr. Football" for Class AA in Tennessee as a senior at Alcoa (Tenn.) High...Was part of four consecutive state championship-winning teams at Alcoa, serving as the quarterback as a junior and senior...Earned all-state recognition each of his final two seasons...Rated one of the top 11 prospects in the state by the *Orlando Sentinel* and was a top-20 selection by Rivals.com...Teams posted a 27-3 mark in his two seasons as quarterback...Completed 89 of 139 passes (64.0 percent) for 1,765 yards, 22 TDs and only two INTs as a senior...Also rushed for 793 yards and 13 TDs on 88 carries (9.0 avg.)...Threw for 1,893 yards, 25 TDs and just four INTs during his junior campaign...Also participated in track all four years and was an all-district selection in basketball as a junior...Competed in the 100- and 200-meter dashes, along with the 4x100 and 4x200 relay teams...Finished third in the state in the 100 his senior year, posting his best time of 10.75 seconds...His 4x100 relay unit finished second in the state his junior year...Also an honor-roll student, was named to Who's Who Among American High School Students...**Community involvement:** Started a "Blessings in a Backpack" program at Alcoa (Tenn.) Elementary in 2015 and Eisenhower Elementary (Green Bay) in 2016, which gives children who are on free or reduced lunch a backpack full of food for the weekend...Works with Big Brothers Big Sisters locally...Is active with Characters Unite, a national anti-bullying campaign...In May 2013, traveled the state as part of the Packers' annual Tailgate Tour, making scheduled and surprise visits to various communities...Attended the annual holiday party for Families of Children With Cancer...Participated in the Green Bay Packers Golf Invitational in Kohler, Wis. ...Residence: Alcoa, Tenn.

# RANDALL COBB'S PRO STATISTICS

Year	Team	RECEIVING							RUSHING				
		GP	GS	No	Yds	Avg	Lg	TD	Att	Yds	Avg	Lg	TD
2011	Green Bay	15	0	25	375	15.0	61	1	2	5	2.5	4	0
2012	Green Bay	15	8	80	954	11.9	39t	8	10	132	13.2	28	0
2013	Green Bay	6	4	31	433	14.0	48t	4	4	78	19.5	67	0
2014	Green Bay	16	16	91	1,287	14.1	70t	12	11	37	3.4	12	0
2015	Green Bay	16	15	79	829	10.5	53t	6	13	50	3.8	12	0
2016	Green Bay	13	10	60	610	10.2	47	4	10	33	3.3	14	0
2017	Green Bay	15	14	66	653	9.9	46	4	9	17	1.9	10	0
<b>NFL totals (seven years)</b>		<b>96</b>	<b>67</b>	<b>432</b>	<b>5,141</b>	<b>11.9</b>	<b>70t</b>	<b>39</b>	<b>59</b>	<b>352</b>	<b>6.0</b>	<b>67</b>	<b>0</b>

Year	Team	KICKOFF RETURNS					PUNT RETURNS					
		No	Yds	Avg	Lg	TD	No	FC	Yds	Avg	Lg	TD
2011	Green Bay	34	941	27.7	108t	1	26	18	295	11.3	80t	1
2012	Green Bay	38	964	25.4	46	0	31	21	292	9.4	75t	1
2013	Green Bay	1	10	10.0	10	0	3	5	23	7.7	16	0
2014	Green Bay	1	0	0.0	0	0	14	9	112	8.0	24	0
2015	Green Bay	0	0	--	--	0	4	4	10	2.5	10	0
2016	Green Bay	0	0	--	--	0	4	4	54	13.5	23	0
2017	Green Bay	0	0	--	--	0	0	0	0	--	--	0
<b>NFL totals (seven years)</b>		<b>74</b>	<b>1,915</b>	<b>25.9</b>	<b>108t</b>	<b>1</b>	<b>82</b>	<b>61</b>	<b>786</b>	<b>9.6</b>	<b>80t</b>	<b>2</b>

Year	Team	RECEIVING							RUSHING				
		GP	GS	No	Yds	Avg	Lg	TD	Att	Yds	Avg	Lg	TD
2011	Green Bay	1	0	3	38	12.7	21	0	0	0	--	--	0
2012	Green Bay	2	2	6	31	5.2	8	0	4	29	7.3	19	0
2013	Green Bay	1	1	2	51	25.5	26	0	1	1	1.0	1	0
2014	Green Bay	2	2	15	178	11.9	31	1	2	5	2.5	3	0
2015	Green Bay	2	2	3	38	12.7	15	1	5	24	4.8	9	0
2016	Green Bay	3	3	18	260	14.4	42t	3	0	0	--	--	0
<b>Postseason</b>		<b>11</b>	<b>10</b>	<b>47</b>	<b>596</b>	<b>12.7</b>	<b>42t</b>	<b>5</b>	<b>12</b>	<b>59</b>	<b>4.9</b>	<b>19</b>	<b>0</b>

Year	Team	KICKOFF RETURNS					PUNT RETURNS					
		No	Yds	Avg	Lg	TD	No	FC	Yds	Avg	Lg	TD
2011	Green Bay	2	51	25.5	27	0	1	0	16	16.0	16	0
2012	Green Bay	4	71	17.8	27	0	5	0	17	3.4	6	0
2013	Green Bay	4	87	21.8	23	0	0	0	0	--	--	0
2014	Green Bay	2	28	14.0	23	0	0	0	0	--	--	0
2015	Green Bay	0	0	--	--	0	0	0	0	--	--	0
2016	Green Bay	0	0	--	--	0	0	2	0	--	--	0
<b>Postseason</b>		<b>12</b>	<b>237</b>	<b>19.8</b>	<b>27</b>	<b>0</b>	<b>6</b>	<b>2</b>	<b>33</b>	<b>5.5</b>	<b>16</b>	<b>0</b>

**Additional statistics:** Passing — 1 for 2, 10 yards. Fumbles-Lost — 3-3 in 2011, 4-1 in 2012, 1-0 in '12 playoffs, 3-2 in 2014, 1-0 in '14 playoffs, 1-0 in 2015, 1-0 in 2016, 1-0 in 2017; NFL totals: 13-6. Miscellaneous tackles — 1 in 2012, 2 in 2013, 1 in '14 playoffs, 1 in 2015, 1 in 2016, 1 in 2017; NFL total: 6. Miscellaneous fumble recoveries — 1 in 2016. Forced fumble at Cincinnati, 9/22/13. Recovered fumble for TD at Detroit, 12/3/15. Forced/recovered fumble at Minnesota, 9/18/16.

**NFL debut:** vs. New Orleans, 9/8/11  
**First NFL start:** at Houston, 10/14/12  
**First NFL reception:** vs. New Orleans, 9/8/11 (3 yards, A.Rodgers)  
**First NFL touchdown:** vs. New Orleans, 9/8/11 (32 yards, A.Rodgers)

### CAREER TRANSACTIONS

- 2011 Selected by Green Bay Packers in the second round (64th overall) of '11 NFL Draft, April 29...Signed first contract, July 29.
- 2013 Placed on injured reserve/designated for return (knee), Oct. 15...Activated from injured reserve/designated for return, Dec. 28.
- 2015 Signed contract extension, March 9.

### COBB'S SINGLE-GAME CAREER HIGHS

**Receiving**  
 Receptions ..... 11,  
 at TB (12/21/14) and vs. Chi. (10/20/16)  
 Yards ..... 131, at TB (12/21/14)  
 Long. .... 70t, at NO (10/26/14)  
 Touchdowns\* ..... 3, vs. KC (9/28/15)

**Kickoff Returns**  
 Returns ..... 6, at NYG (11/25/12)  
 Yards ..... 156, at NYG (11/25/12)  
 Long. .... 108t, vs. NO (9/8/11)

**Punt Returns**  
 Returns ..... 5, at Chi. (9/25/11)  
 Yards ..... 80,  
 vs. Min. (11/14/11) and vs. SF (9/9/12)  
 Long. .... 80t, vs. Min. (11/14/11)

\* Posted three receiving TDs in '16 playoffs vs. N.Y. Giants, 1/8/17

VETERANS  
 Admin. & Coaches  
 Community  
 Cobb  
 Draft & Free Agents  
 2017 Review  
 Records & History  
 Lambeau Field  
 Misc.



# RANDALL COBB GAME-BY-GAME

## 2011, GREEN BAY

Date	Opp	GP	GS	No Yds	Avg	Lg	TD	
09/08	NO-W	1	0	2	35	17.5	32t 1	
09/18	at Car-W	1	0	2	25	12.5	13 0	
09/25	at Chi-W	1	0	1	13	13.0	13 0	
10/02	Den-W	1	0	2	75	37.5	61 0	
10/09	at Atl-W	1	0	2	26	13.0	16 0	
10/16	StL-W	1	0	1	6	6.0	6 0	
10/23	at Min-W	1	0	1	7	7.0	7 0	
11/06	at SD-W	1	0	0	---	---	---	
11/14	Min-W	1	0	3	36	12.0	19 0	
11/20	TB-W	1	0	1	11	11.0	11 0	
11/24	at Det-W	1	0	2	21	10.5	12 0	
12/04	at NYG-W	1	0	0	---	---	---	
12/11	Oak-W	1	0	2	45	22.5	26 0	
12/18	at KC-L	1	0	4	53	13.3	16 0	
12/25	Chi-W	1	0	2	22	11.0	19 0	
01/01	Det-W	(inactive — groin)						
<b>'11 TOTALS</b>	<b>15</b>	<b>0</b>	<b>25</b>	<b>375</b>	<b>15.0</b>	<b>61</b>	<b>1</b>	
01/15	NYG-L	1	0	3	38	12.7	21 0	

*NFC Divisional Playoff*

## 2012, GREEN BAY

Date	Opp	GP	GS	No Yds	Avg	Lg	TD	
09/09	SF-L	1	0	9	77	8.6	16 0	
09/13	Chi-W	1	0	1	20	20.0	20 0	
09/24	at Sea-L	1	0	1	-1	-1.0	-1 0	
09/30	NO-W	1	0	7	66	9.4	17 0	
10/07	at Ind-L	1	0	4	82	20.5	31t 1	
10/14	at Hou-W	1	1	7	102	14.6	24 0	
10/21	at StL-W	1	1	8	89	11.1	39t 2	
10/28	Jax-W	1	1	5	28	5.6	14 1	
11/04	Ari-W	1	1	3	37	12.3	21t 2	
11/18	at Det-W	1	1	9	74	8.2	22t 1	
11/25	at NYG-L	1	0	4	39	9.8	15 0	
12/02	Min-W	1	1	6	62	10.3	33 0	
12/09	Det-W	1	1	7	102	14.6	38 0	
12/16	at Chi-W	1	0	6	115	19.2	31 0	
12/23	Ten-W	1	1	3	62	20.7	31 1	
12/30	at Min-L	(inactive — ankle/knee)						
<b>'12 TOTALS</b>	<b>15</b>	<b>8</b>	<b>80</b>	<b>954</b>	<b>11.9</b>	<b>39t</b>	<b>8</b>	
01/05	Min-W	1	1	1	7	7.0	7 0	
01/12	at SF-L	1	1	5	24	4.8	8 0	
<b>PLAYOFFS</b>	<b>2</b>	<b>2</b>	<b>6</b>	<b>31</b>	<b>5.2</b>	<b>8</b>	<b>0</b>	

*NFC Wild Card Playoff; NFC Divisional Playoff*

## 2013, GREEN BAY

Date	Opp	GP	GS	No Yds	Avg	Lg	TD	
09/08	at SF-L	1	1	7	108	15.4	38 1	
09/15	Was-W	1	0	9	128	14.2	35t 1	
09/22	at Cin-L	1	1	5	54	10.8	26 0	
10/06	Det-W	1	1	4	35	8.8	22 0	
10/13	at Bal-W	1	1	4	53	13.3	18 0	
10/20	Cle-W	(IR-DFR — knee)						
10/27	at Min-W	(IR-DFR — knee)						
11/04	Chi-L	(IR-DFR — knee)						
11/10	Phi-L	(IR-DFR — knee)						
11/17	at NYG-L	(IR-DFR — knee)						
11/24	Min-T	(IR-DFR — knee)						
11/28	at Det-L	(IR-DFR — knee)						
12/08	Atl-W	(IR-DFR — knee)						
12/15	at Dal-W	(IR-DFR — knee)						
12/22	Pit-L	(IR-DFR — knee)						
12/29	at Chi-W	1	0	2	55	27.5	48t 2	
<b>'13 TOTALS</b>	<b>6</b>	<b>4</b>	<b>31</b>	<b>433</b>	<b>14.0</b>	<b>48t</b>	<b>4</b>	
01/05	SF-L	1	0	2	51	25.5	26 0	

*NFC Wild Card Playoff*

## 2014, GREEN BAY

Date	Opp	GP	GS	No Yds	Avg	Lg	TD
09/04	at Sea-L	1	1	6	58	9.7	23 1
09/14	NYJ-W	1	1	5	39	7.8	14 2
09/21	at Det-L	1	1	3	29	9.7	13 0
09/28	at Chi-W	1	1	7	113	16.1	46 2
10/02	Min-W	1	1	3	34	11.3	20 1
10/12	at Mia-W	1	1	5	58	11.6	28 1
10/19	Car-W	1	1	6	121	20.2	47 1
10/26	at NO-L	1	1	5	126	25.2	70t 1
11/09	Chi-W	1	1	4	72	18.0	29 1
11/16	Phi-W	1	1	10	129	12.9	22 0
11/23	at Min-W	1	1	4	58	14.5	29 0
11/30	NE-W	1	1	7	85	12.1	33 0
12/08	Atl-W	1	1	4	58	14.5	29 0
12/14	at Buf-L	1	1	7	96	13.7	20 0
12/21	at TB-W	1	1	11	131	11.9	30 0
12/28	Det-W	1	1	4	80	20.0	34 2
<b>'14 TOTALS</b>	<b>16</b>	<b>16</b>	<b>91</b>	<b>1287</b>	<b>14.1</b>	<b>70t</b>	<b>12</b>
01/11	Dal-W	1	1	8	116	14.5	31 0
01/18	at Sea-L	1	1	7	62	8.9	15 1

**PLAYOFFS 2 2 15 178 11.9 31 1**

*NFC Divisional Playoff; NFC Championship*

## 2015, GREEN BAY

Date	Opp	GP	GS	No Yds	Avg	Lg	TD
09/13	at Chi-W	1	1	5	38	7.6	10 0
09/20	Sea-W	1	1	8	116	14.5	25 0
09/28	KC-W	1	1	7	91	13.0	29 3
10/04	at SF-W	1	1	5	44	8.8	19 0
10/11	StL-W	1	1	3	23	7.7	10 0
10/18	SD-W	1	1	2	38	19.0	26 0
11/01	at Den-L	1	1	6	27	4.5	17 0
11/08	at Car-L	1	1	4	99	24.8	53t 1
11/15	Det-L	1	1	5	53	10.6	20 0
11/22	at Min-W	1	1	2	24	12.0	14 1
11/26	Chi-L	1	1	6	74	12.3	32 0
12/03	at Det-W	1	1	4	29	7.3	16 0
12/13	Dal-W	1	1	8	81	10.1	17 0
12/20	Oak-W	1	1	5	40	8.0	23 0
12/27	at Ari-L	1	1	3	15	5.0	8 0
01/03	Min-L	1	0	6	37	6.2	17 0
<b>'15 TOTALS</b>	<b>16</b>	<b>15</b>	<b>79</b>	<b>829</b>	<b>10.5</b>	<b>53t</b>	<b>6</b>
01/10	at Was-W	1	1	3	38	12.7	15 1
01/16	at Ari-L	1	1	0	---	---	---
<b>PLAYOFFS</b>	<b>2</b>	<b>2</b>	<b>3</b>	<b>38</b>	<b>12.7</b>	<b>15</b>	<b>1</b>

*NFC Wild Card Playoff; NFC Divisional Playoff*

## 2016, GREEN BAY

Date	Opp	GP	GS	No Yds	Avg	Lg	TD	
09/11	at Jax-W	1	1	6	57	9.5	32 0	
09/18	at Min-L	1	1	5	42	8.4	14 0	
09/25	Det-W	1	1	1	33	33.0	33 0	
10/09	NYG-W	1	1	9	108	12.0	21 0	
10/16	Dal-L	1	1	7	53	7.6	17 1	
10/20	Chi-W	1	1	11	95	8.6	25 1	
10/30	at Atl-L	(inactive — hamstring)						
11/06	Ind-L	1	0	2	14	7.0	11 1	
11/13	at Ten-L	1	1	4	31	7.8	11 0	
11/20	at Was-L	1	1	3	84	28.0	47 0	
11/28	at Phi-W	1	1	6	41	6.8	12 0	
12/04	Hou-W	1	1	3	19	6.3	9t 1	
12/11	Sea-W	1	0	3	33	11.0	25 0	
12/18	at Chi-W	1	0	0	---	---	---	
12/24	Min-W	(inactive — ankle)						
01/01	at Det-W	(inactive — ankle)						
<b>'16 TOTALS</b>	<b>13</b>	<b>10</b>	<b>60</b>	<b>610</b>	<b>10.2</b>	<b>47</b>	<b>4</b>	
01/08	NYG-W	1	1	5	116	23.2	42t 3	
01/15	at Dal-W	1	1	7	62	8.9	25 0	
01/22	at Atl-L	1	1	6	82	13.7	34 0	

**PLAYOFFS 3 3 18 260 14.4 42t 3**

*NFC Wild Card Playoff; NFC Divisional Playoff; NFC Championship*

## 2017, GREEN BAY

Date	Opp	GP	GS	No Yds	Avg	Lg	TD	
09/10	Sea-W	1	1	9	85	9.4	29 0	
09/17	at Atl-L	1	1	6	60	10.0	18 0	
09/24	Cin-W	(inactive — chest)						
09/28	Chi-W	1	1	4	44	11.0	26 1	
10/08	at Dal-W	1	1	4	29	7.3	13 0	
10/15	at Min-L	1	1	3	28	9.3	14 0	
10/22	NO-L	1	1	2	15	7.5	14 0	
11/06	Det-L	1	1	5	58	11.6	46 0	
11/12	at Chi-W	1	1	3	52	17.3	38 0	
11/19	Bal-L	1	1	3	34	11.3	18 0	
11/26	at Pit-L	1	1	4	58	14.5	39t 1	
12/03	TB-W	1	1	0	---	---	---	
12/10	at Cle-W	1	1	8	39	4.9	16 0	
12/17	at Car-L	1	0	7	84	12.0	33t 1	
12/23	Min-L	1	1	4	22	5.5	10 0	
12/31	at Det-L	1	1	4	45	11.3	17t 1	
<b>'17 TOTALS</b>	<b>15</b>	<b>14</b>	<b>66</b>	<b>653</b>	<b>9.9</b>	<b>46</b>	<b>4</b>	

VETERANS

Community

Admin & Coaches

Cobb

Draft & Free Agents

2017 Review

Records & History

Lambeau Field

Misc.



## NFL'S 75TH ANNIVERSARY TEAM

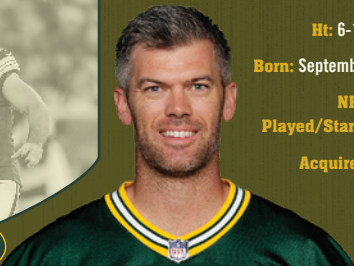
The National Football League included six players who played for Green Bay on its 75th Anniversary Team, announced in 1994: offensive tackle Forrest Gregg, linebacker Ray Nitschke, linebacker Ted Hendricks, end Don Hutson, placekicker Jan Stenerud and defensive end Reggie White. In 1994, the league also named three Packers players – Hutson, back Clarke Hinkle and tackle Cal Hubbard – to its all-time Two-Way Team.

# Mason CROSBY

# 2

Kicker  
Colorado

12th NFL Season | 12th Packers Season



Ht: 6-1 Wt: 207

Born: September 3, 1984

NFL Games  
Played/Started: 176/0

Acquired: D6c-07

## PRO HIGHLIGHTS:

➤ With 1,345 career points, ranks No. 1 on the all-time franchise scoring list, having surpassed K Ryan Longwell (1,054) in 2015 in Week 2.

➤ Is the all-time franchise leader in field goals (277), 50-yard field goals (29) and extra points (514).

➤ Has kicked the seven longest field goals in franchise history (58-yarder in 2011, two 57-yarders in 2013, 56-yarders in 2010, 2011 and 2015, 55-yarder in 2014).

➤ Has not missed a game in his career, playing in 176 straight contests in the regular season, the third-longest streak in franchise history (QB Brett Favre, 255; T Forrest Gregg, 187).

➤ Has led the team in scoring in a franchise-record 11 consecutive seasons (2007-17).

➤ Registered a team-record 10 straight 100-point seasons (2007-16), one of only three players in NFL history to register 100-plus points in 10-plus consecutive seasons (Jason Elam, 16, 1993-2008; Adam Vinatieri, 13, 1996-2008).

➤ Scored 1,267 points from 2007-16, which ranks No. 2 in NFL history for the most points by a player in his first 10 seasons behind only Patriots K Stephen Gostkowski (1,330, 2006-2015).

➤ Is one of only four players in NFL history to register three or more 140-point seasons (2007, 2011, 2013), joining Gostkowski (seven), David Akers and Justin Tucker (three each).

➤ Reached the 1,000-point mark for his career in his 124th career game (Week 13 vs. New England in 2014), making him the third fastest to 1,000 points in NFL history (Gostkowski, 119; Gino Cappelletti, 121).

➤ Has posted the top four single-season point totals without a TD in franchise annals.

➤ Made at least one FG in 17 consecutive regular-season games from 2013-14, the longest streak in team history.

➤ Connected on a team-record 23 consecutive field goals over a 15-game span in 2010-11, and has the two longest streaks in franchise history (19 straight in 2013-14).

➤ Tied the single-game franchise record with five FGs (42, 47, 40, 42, 52) in 2014 at Minnesota in Week 11, also becoming the first player in NFL history to post five FGs of 40-plus yards in a game.

➤ Ranks No. 7 in the league with 29 field goals of 50-plus yards since 2007.

➤ Set a franchise record with 68 extra points made in 2011, which is also the third most in NFL history behind only Denver's Matt Prater (75 in 2013) and New England's Gostkowski (74 in 2007).

➤ Has posted 308 touchbacks since entering the league in 2007, No. 7 in the NFL over that span.

➤ Has had seven onside kicks recovered by the Packers since 2010, the most in the league over that span.

➤ Has been named NFC Special Teams Player of the Week

## AT A GLANCE ...

- With 1,345 career points, ranks No. 1 on the all-time franchise scoring list, having surpassed K Ryan Longwell (1,054) in 2015 in Week 2.
- Is the all-time franchise leader in field goals (277), 50-yard field goals (29) and extra points (514).
- Has kicked the seven longest field goals in franchise history (58-yarder in 2011, two 57-yarders in 2013, 56-yarders in 2010, 2011 and 2015, 55-yarder in 2014).
- Has not missed a game in his career, playing in 176 straight contests in the regular season, the third-longest streak in franchise history (QB Brett Favre, 255; T Forrest Gregg, 187).
- Registered a franchise-record 10 straight 100-point seasons (2007-16), one of only three players in NFL history to register 100-plus points in 10-plus consecutive seasons (Jason Elam, 16, 1993-2008; Adam Vinatieri, 13, 1996-2008).
- Scored 1,267 points from 2007-16, which ranks No. 2 in NFL history for the most points by a player in his first 10 seasons behind only Patriots K Stephen Gostkowski (1,330, 2006-2015).
- Set a franchise record with 23 consecutive field goals made (2010-11), topping Chris Jacke's mark of 17 straight in 1993.
- Holds the NFL postseason record for most consecutive FGs made with 23 straight from 2010-16.
- Has scored 137 points during his career in the postseason, No. 1 in team history and No. 5 in NFL playoff annals.

a team-record six times in his career (Week 1, 2007; Week 1, 2010; Weeks 5 and 7, 2011; Week 5, 2013; Week 11, 2015) and NFC Special Teams Player of the Month twice (November 2007, October 2013).

➤ Scored in 142 consecutive regular-season games before seeing his streak snapped at Arizona in 2015, the second-longest streak in franchise history behind only Longwell (144 games, 1997-2005).

➤ Holds the NFL postseason record for most consecutive FGs made with 23 straight from 2010-16.

➤ Has appeared in 18 playoff games with the Packers, the second most in team history behind only Favre (22).

➤ Holds the franchise postseason record for most consecutive games with a point (18 games).

➤ Has made 26 of 29 field goals (89.7 percent) in the postseason, a percentage that ranks No. 2 in NFL history among kickers with 25-plus attempts (John Kasay, 23 of 25, 92.0 percent).

➤ Has scored 137 points during his career in the postseason, No. 1 in team history and No. 5 in NFL playoff annals.

**2017:** Played in all 16 games for the 11th straight season and posted 78 points, connecting on 15 of 19 field-goal attempts (78.9 percent) and 33 of 35 extra points (94.3 percent)...Posted 36 touchbacks on 66 kickoffs, a career-high 54.5 percentage, and added a tackle on special teams...**Vs. Cincinnati (Sept. 24):** Connected on a game-winning 27-yard FG with 6:22 remaining in overtime, his second game-winning kick in his last six regular-season games (Week 15 at Chicago, 2016)...**At Dallas (Oct. 8):** Made

his lone FG attempt of the game, a 22-yarder early in the second half, and recorded a season-high six touchbacks on seven kickoffs...**Vs. Detroit (Nov. 6):** Played in his 168th consecutive regular-season game, moving past LS Rob Davis (167) for the third-longest streak in team history. Made both of his extra points, giving him 500 for his career, and 1 of 2 field goals...**At Chicago (Nov. 12):** Connected on a season-high three FGs, including a 50-yarder early in the fourth quarter, his 29th career FG of 50-plus yards. Finished with a season-best 11 points on the afternoon...**At Detroit (Dec. 31):** Made his lone FG attempt of the afternoon, a 41-yarder in the first quarter. Had an onside kick recovered by S Jermaine Whitehead on the opening play of the game to give Green Bay possession at its own 49-yard line. It marked his seventh onside kick that had been recovered by the Packers since 2010, the most in the league over that span.

**2016:** Played in all 16 games and scored 122 points, connecting on 26 of 30 field goals (86.7 percent) and 44 of 47 extra points...The FG percentage was the second highest of his career behind only his mark of 89.2 percent (33 of 37) in 2013...Ranked No. 8 in the league in FG percentage...Was 6 of 8 from 40 yards and out (75.0 percent), matching his career-high percentage from that range...Had 46 touchbacks on 87 kickoffs (52.9 percent)...Added a tackle on special teams...**Vs. N.Y. Giants (Oct. 9):** Registered 11 points, connecting on all three of his field-goal attempts (44, 33, 25 yards) and both extra points...**Vs. Dallas (Oct. 16):** Made all three of his FG attempts for the second straight game, connecting on kicks of 37, 43 and 34 yards. Posted touchbacks on three of his four kickoffs...**At Chicago (Dec. 18):** Kicked a 32-yard FG as time expired to give the Packers a 30-27 victory, his first game-winning kick since drilling a 31-yarder as time expired at the N.Y. Giants on Dec. 4, 2011, in Green Bay's 38-35 win. The kick was set up by QB Aaron Rodgers' 60-yard completion to WR Jordy Nelson to the Chicago 14. Also made FGs from 34 and 18 yards and all three of his extra-point attempts. Went over the 100-point mark for the 10th straight season, extending his franchise record as well as the longest current streak in the NFL...**Vs. Minnesota (Dec. 24):** Connected on his lone FG attempt of the day, a 48-yarder early in the fourth quarter that gave the Packers a 31-13 lead. Registered a season-high five touchbacks on seven kickoffs, keeping the ball away from Pro Bowl return man Cordarrelle Patterson, who didn't have a kickoff return for only the second time on the season. His five touchbacks were his most since posting six vs. Philadelphia on Nov. 16, 2014...**At Detroit (Jan. 1):** Made his lone FG attempt of the evening, a season-long 53-yarder as time expired in the first half to cut Detroit's lead to 14-10...**At Dallas (NFC Divisional, Jan. 15):** Kicked a 51-yard FG as time expired in the 34-31 win, the longest game-winning kick in NFL postseason history. Had given the Packers a 31-28 lead with 1:33 remaining on a 56-yard FG, the longest FG in team postseason history and the third longest in NFL history. Became the first kicker in NFL history to make two FGs of 50-plus yards in the final two minutes of a playoff game. With the two FGs, has kicked five of the seven longest FGs in franchise playoff history. Tied the NFL single-game playoff record with the two FGs of 50-plus yards, the first time in his career that he connected on two kicks of 50-plus yards (regular season or playoffs). With the two FGs, extended his NFL-record streak of consecutive FGs made in the postseason to 23. Posted touchbacks on all six of his kickoffs, a career high in the postseason...**At Atlanta (NFC Championship, Jan. 22):** Missed a 41-yard FG on Green Bay's opening drive, snapping his NFL-record streak of 23 consecutive FGs made in the postseason.

**2015:** Connected on 24 of 28 field-goal attempts (85.7 percent) and all 36 extra points...Was one of only five kickers in the league to convert 100.0 percent of his extra-point attempts, and his 36 were the second most among those players behind only Gostkowski (52)...Was 12 of 16 from 40 yards and out (75.0 percent), a career-high percentage from that range...Registered 41 touchbacks on 78 kickoffs (52.6 percent)...Added a tackle and a forced fumble...Connected on all four of his FG attempts and all five extra points in the postseason...**Vs. Seattle (Sept. 20):** Made all four of his FG attempts, including a 21-yarder with just under two minutes remaining that gave Green Bay a 10-point lead (27-17) and made him the all-time leading scorer in franchise history as he surpassed Longwell (1,054) for the career mark. Drilled a 54-yard FG in the first quarter, the 24th of his career from 50-plus yards...**Vs. St. Louis (Oct. 11):** Made his lone FG attempt of the afternoon, a 35-yarder with just over a minute remaining in the game to put Green Bay up, 24-10. The FG was the 277th attempt of his career as he tied Longwell for the career franchise record...**Vs. San Diego (Oct. 18):** Connected on both of his FG attempts, a 23-yarder in the second quarter and a 28-yarder with 2:37 remaining to put Green Bay up by seven points (27-20). His 23-yard FG was the 278th attempt of his career as he surpassed Longwell for the franchise mark...**At Denver (Nov. 1):** Drilled a 56-yard FG in the third quarter, his seventh career FG of 55-plus yards...**At Minnesota (Nov. 22):** Tied the single-game franchise record with five FGs (42, 47, 40, 42, 52), becoming the first player in NFL history to post five FGs of 40-plus yards in a game. Matched his career high with 16 points (two other times). Earned NFC Special Teams Player of the Week honors for his performance, the sixth time in his career he had won the award, the most in franchise history...**Vs. Chicago (Nov. 26):** Connected on both of his FG attempts, including a 50-yarder as time expired in the first half. It marked only the third time in his career (2008, 2013) that he made a FG of 50-plus yards in back-to-back games...**At Arizona (Dec. 27):** Did not have any extra-point or field-goal attempts, the first scoreless game of his career as his streak of games with at least one point was halted at 142...**Vs. Minnesota (Jan. 3):** Connected on field goals of 28 and 43 yards and posted two touchbacks on four kickoffs. With the Packers trailing, 20-13, recorded the first forced fumble of his career when he punched the ball out from Patterson on a tackle at the tail end of a 70-yard return, a fumble that was recovered by DB Micah Hyde at the Green Bay 23. Became the first NFL kicker to force a fumble since Steelers K Shaun Suisham did so vs. Miami on Dec. 8, 2013...**At Washington (NFC Wild Card, Jan. 10):** Connected on both of his field-goal attempts (43 and 29 yards), extending his franchise-record streak of consecutive FGs made in the postseason to 18...**At Arizona (NFC Divisional, Jan. 16):** Made both of his FG attempts, a 28-yarder and a 34-yarder in the second quarter, and both extra points. His 34-yard FG with less than a minute remaining in the first half was his 20th consecutive FG made in the playoffs, a new league postseason record as he topped Akers' mark of 19 straight.

**2014:** Connected on 27 of 33 (81.8 percent) field goals and 53 of 55 extra points (two blocks) for 134 points on the season...Was tied for No. 4 in the league in scoring...Made 4 of 7 attempts from 50-plus yards, finishing tied for No. 8 in the NFL in field goals of 50-plus yards...Recorded 41 touchbacks on 99 kickoffs (41.4 percent) and made two tackles on special teams...Connected on all seven of his field goals in the postseason as he led the team with 24 points in the playoffs...Became the first kicker in team history (min. five attempts) to make 100 percent of his FG attempts in a single postseason...**At Seattle (Sept. 4):** Connected on his lone FG attempt of the evening, a



23-yarder in the second quarter, his franchise-record 16th consecutive game with at least one FG as he surpassed Longwell's record of 15 in 2004-05...**Vs. N.Y. Jets (Sept. 14):** Made all three of his FG attempts, bringing his streak of consecutive FGs made in the regular season to 18, the second-longest streak in team history behind only his own streak of 23 straight from 2010-11. Drilled a 55-yard FG in the second quarter, the longest ever by a Green Bay kicker at Lambeau Field...**At Detroit (Sept. 21):** Saw his team-record streak of 17 straight games with a field goal come to an end as his only points came on a first-quarter extra point...**At Chicago (Sept. 28):** Connected on a 53-yard FG in the third quarter, but saw his streak of consecutive field goals made come to an end at 19 when his 38-yard attempt in the fourth quarter was blocked by DE Willie Young. Posted five touchbacks on seven kickoffs...**Vs. Chicago (Nov. 9):** Registered 13 points, connecting on both of his FG attempts and all seven of his extra points. Drilled a 52-yarder in the third quarter, his sixth consecutive make from 50 yards and out, the longest streak in team history...**Vs. New England (Nov. 30):** Made 4 of 5 FG attempts and both extra points for a team-high 14 points. Went over the 1,000-point mark for his career, joining Longwell as the only players in team history to do so, and also cleared the 100-point mark on the season for the eighth time, tying Longwell for the franchise record...**Vs. Atlanta (Dec. 8):** Connected on all three of his FG attempts, highlighted by a 53-yarder with 4:33 remaining to extend Green Bay's lead to 43-30. The 53-yarder was the longest ever by a Green Bay kicker at Lambeau Field in the regular season in December/January...**Vs. Dallas (NFC Divisional, Jan. 11):** Made both of his FG attempts (43, 30) and two extra points, bringing his career combined point total to 1,122, surpassing Longwell (1,119) for the most points in the regular season/postseason in team annals...**At Seattle (NFC Championship, Jan. 18):** Connected on all five of his FG attempts, tying an NFL single-game postseason record and topping Don Chandler (four, vs. Oakland, Jan. 14, 1968) for the most in a playoff game in team history. Made a pair of 48-yarders in the fourth quarter, including one with 14 seconds remaining to tie the game at 22 and send the contest into overtime. Brought his career postseason total to 19 field goals, besting the mark of 15 held by Chris Jacke and Longwell.

**2013:** Played in all 16 games and the team's playoff contest, and matched his career high with 141 points on the season...His point total ranked No. 2 in the NFC and No. 5 in the NFL...Connected on 33 of 37 field goals, a career-high 89.2 percentage that ranks No. 2 in franchise history for a single season (min. one attempt per game) behind only Jan Stenerud's 91.7 percentage in 1981 (22-24)...Tied the team single-season record with the 33 FGs, matching the total posted by Chester Marcol in 1972 and Longwell in 2000...Made a career-high five FGs of 50-plus yards, No. 2 in the franchise record books behind only Jacke's six in 1993...Was named the NFC Special Teams Player of the Month for October after leading the NFL with 50 points and 13 FGs that month...**Vs. Detroit (Oct. 6):** Earned NFC Special Teams Player of the Week honors for the fifth time in his career after tying the single-game franchise record with five FGs in the 22-9 win. Three of the kicks were from 40 yards and out (52, 42, 45) as he matched his career high with 16 points...**At Baltimore (Oct. 13):** Was the team's primary source of scoring for the second straight week, connecting on 4 of 5 FG attempts in the 19-17 victory. It marked the first time in his career that he had made four or more FGs in back-to-back games, and the nine FGs over a two-game span set a franchise record...**At Minnesota (Oct. 27):** Was successful on all three of his FG attempts and surpassed WR Don Hutson (823) for No. 2 on the franchise's all-time scoring list...**At N.Y. Giants**

**(Nov. 17):** Drilled a 57-yard FG on the final play of the first half, the longest FG in MetLife Stadium history and the longest outdoor FG in team annals...**Vs. Minnesota (Nov. 24):** Connected on both of his FG attempts, a 27-yarder that tied the game at 23 with 46 seconds remaining in the fourth quarter and a 20-yarder that gave the Packers a 26-23 lead early in the overtime period. Surpassed the 100-point mark for the seventh straight season...**At Dallas (Dec. 15):** Converted his lone FG attempt, a 57-yarder that capped the offense's opening drive of the game and set a record for the longest FG in AT&T Stadium history. Posted five touchbacks on kickoffs, a season high...**At Chicago (Dec. 29):** Made both of his FG attempts (33, 27), the 15th straight game that he had made at least one FG, tying Longwell (2004-05) for the franchise record...**Vs. San Francisco (NFC Wild Card, Jan. 5):** Was successful on both of his FG tries (34, 24), extending his franchise-record postseason streak to nine consecutive FGs. With eight points during the game, brought his career postseason total to 77, surpassing Jacke (73) for No. 1 in team history.

**2012:** Appeared in all 16 regular-season games and both playoff contests and led the team in scoring with 113 points...Connected on 21 of 33 field goals (63.6 percent) on the season and 19 of 24 (79.2 percent) from 49 yards and in...Converted all 50 of his extra-point attempts and posted 35 touchbacks on the season...**Vs. Chicago (Sept. 13):** Made all three of his FG attempts, highlighted by a 54-yarder in the fourth quarter that marked the longest FG by a Green Bay kicker in Lambeau Field history to that point (previous mark was 53 yards by several others). Also had a hand in a fake FG late in the first half that resulted in a 27-yard TD pass from P Tim Masthay to TE Tom Crabtree. Released out to the left side of the field to fake a pass pattern, drawing CB Charles Tillman away from the play...**At St. Louis (Oct. 21):** Tied his season high with three field goals. Successfully executed a surprise outside kick that followed the Packers' first TD in the first quarter. Bounced a high kick that was bobbed by CB Trumaine Johnson and was eventually recovered by LB Jamari Lattimore at the St. Louis 49. Capped the ensuing possession with a 47-yard field goal...**Vs. Minnesota (Dec. 2):** Converted a season-high-tying three field goals, his 20th career game with three or more FGs. Connected on a 31-yarder with four minutes remaining in the game to extend Green Bay's lead to 23-14, which would prove to be the final outcome.

**2011:** Ranked No. 3 in the league among kickers with 140 points as he became just the sixth player in league history at the time to register two or more 140-point seasons... Connected on 24 of 28 field goals, an 85.7 percentage that ranked No. 10 in the NFL...Converted a franchise-record 68 PATs, the third most in a season in league history... Was named a first alternate for the Pro Bowl...Earned Mid-season All-Pro honors from *Pro Football Weekly*...Ranked No. 3 in the NFL with a career-high 49 touchbacks...Contributed three special teams tackles and his first career fumble recovery on special teams (vs. Detroit, Week 17)...**Vs. Denver (Oct. 2):** Connected on all seven of his PATs, a career high. Successfully converted a surprise outside kick late in the first quarter, his third consecutive successful attempt dating back to the 2009 playoffs...**At Atlanta (Oct. 9):** Earned NFC Special Teams Player of the Week honors as he connected on a season-high four FGs. Drilled a 56-yarder in the third quarter, equaling his previous long set at Philadelphia in Week 1 of 2010. Also recorded six touchbacks...**At Minnesota (Oct. 23):** Earned NFC Special Teams Player of the Week honors for the second time in three weeks. Surpassed Jacke (17 FGs in 1993) by converting his 18th straight FG, a 39-yarder in the second quarter. Also set a franchise record when he hit a 58-yard

FG in the waning moments of the third quarter, the second-longest FG in the NFL on the season (Oakland's Sebastian Janikowski, 63). Matched his season high with four FGs on the afternoon...**Vs. Tampa Bay (Nov. 20):** Hit the 600-point mark in his 74th career game, the second fastest in team history to that total behind only Paul Hornung (71 games). Saw his franchise-record streak of consecutive field goals come to an end at 23 when his 29-yard attempt in the fourth quarter hit the right upright...**At N.Y. Giants (Dec. 4):** Made the second game-winning kick of his career when he split the uprights from 31 yards vs. as time expired to give the Packers a 38-35 win...**Vs. Oakland (Dec. 11):** Posted a career-high 16 points, matching his season high with four FGs along with four PATs. Set a new league record for the most points by a player in his first five seasons in the NFL, passing Chip Lohmiller's mark of 625. Also recorded a career-high seven touchbacks.

**2010:** Led the team in scoring for the fourth straight season with 112 points, good for No. 5 in the NFC and No. 11 in the NFL among kickers...Cleared the 100-point plateau for the fourth straight season, connecting on 22 of 28 field goals (78.6 percent) and all 46 of his extra-point attempts...Was 10 of 14 (71.4 percent) from 40 yards and out...Successfully converted an onside kick and registered three tackles on special teams...Made 3 of 4 field-goal attempts and all 16 extra points in the postseason, with his 25 points ranking tied for No. 2 in franchise history for a single postseason behind only Jacke's 26 in 1996...**At Philadelphia (Sept. 12):** Opened the season by drilling a then-franchise-record 56-yard field goal as time expired in the first half. The 56-yarder was the longest in the NFC all season and is tied for No. 3 in Lincoln Financial Field history. Also good from 49 yards out earlier in the second quarter as part of a performance that earned him NFC Special Teams Player of the Week honors, the first time he had received the award since taking home the honor for his NFL debut vs. Philadelphia in '07. It was the first time in his career that he posted two field goals of 49-plus yards in a game...**At N.Y. Jets (Oct. 31):** Was responsible for all of the points in a defensive battle, connecting on field goals of 20, 41 and 40 yards in the 9-0 win...**At New England (Dec. 19):** Began the game with a perfectly executed onside kick on the opening kickoff. Sprayed the ball wide to his right as S Nick Collins recovered it near the sideline at the Green Bay 47. Combined with his successful attempt at Arizona in the 2009 Wild Card contest, the play was his second straight conversion on an onside kick. The Packers drove 40 yards in 11 plays following the onside to set up his 31-yard FG...**Vs. N.Y. Giants (Dec. 26):** Was good on all six extra points and his lone FG attempt to eclipse the 500-point mark for his career. By doing so in his 63rd game, became the second fastest in team history to 500 points behind only Hornung (60 games).

**2009:** Led team with 129 points, the fifth-highest single-season point total without a TD in team history...Connected on 27 of 36 FG attempts (75.0 percent) and 48 of 49 PATs (98.0 percent)...Ranked No. 4 among NFL kickers in scoring and tied for No. 6 in FGs made...Posted 12 touch-

backs on kickoffs and two tackles on special teams...**Vs. Cincinnati (Sept. 20):** Connected on a 45-yard FG late in the fourth quarter, with an onside kick on the ensuing play recovered by CB Tramon Williams, the first successful onside attempt by the Packers since Dec. 3, 2006...**Vs. Detroit (Oct. 18):** Connected on a season-high four FGs, making kicks of 46, 28, 31 and 26 yards, and posted a season-high 14 points...**At Arizona (NFC Wild Card, Jan. 10):** Perfectly executed an onside kick midway through the third quarter, the first by a Packers kicker in the postseason since Josh Bidwell (at St. Louis, Jan. 20, 2002). With the Packers trailing, 31-17, his one-bounce kickoff was recovered in the air by CB Brandon Underwood at Green Bay's 43; the offense utilized the field position by scoring a TD in eight plays to narrow the Cardinals' lead to 31-24. Matched his own team playoff record with six PATs (vs. Seattle, Jan. 12, 2008) and made 1 of 2 FGs, connecting on a 20-yarder as time expired in the first half but missing a 54-yard kick wide right early in the second quarter. Added a special teams tackle.

**2008:** Playing in every game, he tied for sixth in the NFC and tied for seventh in the NFL among kickers with 127 points...Was tied for No. 3 in the NFC and tied for No. 6 in the NFL with 17 touchbacks, the most by a Packers kicker since 1972 (Marcol, 28) and the most since kickoffs were moved back to the 30-yard line in 1994...Connected on 27 of 34 FG attempts (79.4 percent) and all 46 PATs...Registered four special teams tackles...**Vs. Chicago (Nov. 16):** Connected on a season-long 53-yard FG right before halftime to put the Packers up, 17-3, and added FGs from 33 and 45 in the fourth quarter, giving him his first game of the season and fourth career game with two 45-plus-yard FGs.

**2007:** Played in all 16 games, plus both playoff contests, making 31 of 39 FG attempts (79.5 percent) and all 48 PAT tries in the regular season, and going 2 for 2 on FGs and 8 for 8 on PATs during the postseason...Beat out incumbent Dave Rayner for kicking duties in the preseason and went on to capture the league scoring title with 141 points, the first rookie to do so in 22 years, and earned All-Rookie honors from the *Dallas Morning News*...Also posted 14 touchbacks, good for third in the NFC and sixth in the league, and the most by a Green Bay kicker in 16 years (Jacke, 15 in 1991)... Contributed a career-high six tackles on special teams...Named NFC Special Teams Player of the Month in November when he made 12 of 15 FGs over a five-game stretch, including five from 45 yards or longer...**Vs. Philadelphia (Sept. 9):** Hit a 53-yard FG, his first career FG, and a game-winning 42-yarder with two seconds left in his first professional contest to earn NFC Special Teams Player of the Week honors. According to the Elias Sports Bureau, he became the first player in league history to kick a game-winning FG in the final minute as well as a 50-yard FG in his first NFL game...**At Kansas City (Nov. 4):** Made 4 of 5 FG attempts (48, 36, 32, 45), plus all three PATs, for a season-high 15 points. His 45-yard conversion gave Green Bay a 26-22 fourth-quarter lead in the eventual 33-22 win...**At St. Louis (Dec. 16):** Made all four FG attempts (44,

**PACKERS IN DALLAS MORNING NEWS SPECIAL TEAMS RANKINGS**

Rick Gosselin of the *Dallas Morning News* produces an annual NFL special teams poll, which objectively grades teams by their rankings in 22 kicking-game categories. Gosselin suggests that quality special teams give clubs an edge in a parity-driven league. A closer look at the Packers' history in the standings:

1990 .....	4th	1997 .....	7th	2004 .....	9th	2011 .....	tied-13th
1991 .....	19th	1998 .....	9th	2005 .....	32nd	2012 .....	12th
1992 .....	24th	1999 .....	25th	2006 .....	32nd	2013 .....	19th
1993 .....	4th	2000 .....	12th	2007 .....	tied-7th	2014 .....	32nd
1994 .....	18th	2001 .....	21st	2008 .....	26th	2015 .....	17th
1995 .....	21st	2002 .....	15th	2009 .....	31st	2016 .....	29th
1996 .....	7th	2003 .....	8th	2010 .....	29th	2017 .....	16th

50, 25 and 46 yards) and all three PATs, plus two touchbacks, earning him Diet Pepsi NFL Rookie of the Week honors as he matched his season high with 15 points...**Vs. Detroit (Dec. 30):** Made FGs of 33 and 35 yards, plus all four PATs. In the fourth quarter, kicked a 35-yard FG, his last points of the season that allowed him to take the league scoring title from New England WR Randy Moss...**2007 Draft:** The third of Green Bay's three consecutive sixth-round picks (193rd overall), and the third K selected. Was the 16th player from Colorado drafted by the Packers and the first since DT Darius Holland (third round, 1995).

**COLLEGE:** Established a total of 31 game, season and career records at Colorado, where he held the all-time records for points scored (307), FGs made (66) and attempted (88), PATs made (109) and attempted (117), FG percentage (75.0) and longest FG made (60 yards)... His FGs made, attempted and percentage also set Big 12 Conference career marks... Earned various first-team All-America honors his final two seasons and was a semifinalist for the Lou Groza Award his final three years, finishing runner-up after a superb 2005 campaign... Hit a 58-yard FG at Miami (Sept. 24) that season, the longest FG at "sea level" in NCAA Division I-A history without a tee, and one of four 50-plus FGs he made on the road that year... Made 10 of 14 FGs from 50-plus his sophomore and junior seasons combined before falling off that pace as a senior when he missed seven of nine from 50-plus, including attempts from 63 (vs. Montana State) and 65 (vs. Iowa State), the latter falling less than a yard short... Made two FGs of 50-plus in one game three times in his career... Missed only two PATs over his final three years in college, making 78 of 80, including 60 straight to conclude his career... Noted for his booming kickoffs as well, he recorded 138 touchbacks on 203 career kickoffs, including 88 that went through the end zone... Majored in communication... **Senior season (2006):** Was a first-team All-America selection by *The NFL Draft Report*, *Pro Football Weekly* and the Walter Camp Foundation, adding third-team honors from *The Associated Press*... Was an All-Big 12 Conference first-team choice for the third consecutive year, only the seventh player in school history to achieve that feat... Scored 76 points on 19 of 28 FGs and 19 of 19 PATs... Six of his misses were on long-range attempts (three from 50-59 yards, three from past 60 yards)... Only 15 of his 43 kickoffs were returned, with 11 of 27 touchbacks out of the end zone... The opposition's average starting point after kickoffs was the 22-yard line... Tried first and only punt of his career in season opener vs. Montana St. (Sept. 2), good for 43 yards... Converted a 40-yard FG in second quarter vs. Colorado St. (Sept. 9), his 49th FG, to surpass Jeremy Aldrich for the most FGs in a CU career... With two FGs and one PAT at Missouri (Sept. 30), became school's all-time leading scorer, besting previous record holder RB Eric Bieniemy (254 points)... Closed his career by becoming the first Colorado placekicker to play in the Senior Bowl, where he helped the North to a 27-0 win with nine points on three PATs and FGs of 38 and 21 yards... **Junior season (2005):** Became the first Colorado placekicker to earn consensus All-America first-team honors (*AP*, the Football Writers Association of America, *Sporting News*, *The NFL Draft Report*, *SI.com*, *Walter Camp* and *Rivals.com*)... Runner-up for the Lou Groza Award by

just six points to Oregon State's Alexis Serna... Unanimous All-Big 12 first-team choice and named Special Teams Player of the Year by the league's coaches... Led the team in scoring with 94 points, converting all 31 PATs and 21 of 28 FGs... Was 5 of 7 from beyond 50 yards, with four of the five successful attempts coming on the road, and 8 of 11 from 40 to 49 yards... Also led the nation in FGs made from 50 yards or more for the second straight year, and led the nation in average distance per FG made at 41.2 yards... Only 18 of his 61 kickoffs were returned, with 33 of his 43 touchbacks out of the end zone... Earned Big 12 Player of the Week honors four times (vs. Colorado State, at Miami, at Kansas State and at Missouri), joining Texas Tech QB Kliff Kingsbury (2002) as the only other Big 12 player to receive the honor at least four times in a season... Opened the season vs. Colorado State on his 21st birthday (Sept. 3) by booting a 48-yard FG to tie the score at 21 with 2:32 left and then hitting the first of two game-winning kicks in his career, a 47-yarder with just four seconds left... Had the other game winner at Kansas State (Oct. 29), a 50-yarder with six seconds left in swirling winds for a 23-20 victory; that came after already making a 52-yard kick in the second quarter... **Sophomore season (2004):** Named a unanimous All-Big 12 first-team selection and semifinalist for the Lou Groza Award... Earned second-team All-America accolades from *The NFL Draft Report* and *Rivals.com*, adding honorable mention from *Sports Illustrated*... Led the NCAA in FGs made from 50-plus yards with six (topping Ohio State's Mike Nugent, the Groza winner, who had five), and connected on 23 of 29 FGs overall (19 of 23 regular season, 4 of 6 in Houston Bowl)... Scored 85 points, making 28 of 30 PATs... Only 17 of his 59 kickoffs were returned, with 26 of 41 touchbacks out of the end zone... The opponent average starting yard-line after all his kicks was the 21... Won the first of two Bill McCartney Awards (also in 2005), given to the team's most outstanding special teams player as selected by the coaches... Became just the 10th player in NCAA history to make a 60-yard or longer FG without a tee when he nailed a 60-yarder vs. Iowa State (Oct. 16), the longest in the nation in 2004; had three other FGs in that 19-14 win, including a 54-yarder for the first of his three career games with two FGs of 50-plus... **Freshman season (2003):** Became only the second true freshman to handle the placekicking chores in a CU season opener in school history... Set a Colorado record for the most points scored by a freshman with 52... Connected on 31 of 37 PATs and 7 of 9 FGs... Only 10 of his 37 kickoffs were returned, with 17 of 26 touchbacks out of the end zone... Made his first five career FGs, one shy of the school record.

**PERSONAL:** Given name Mason Walker Crosby... Born in Lubbock, Texas... Married the former Molly Ackerman on June 28, 2008, and spent honeymoon in the Bahamas... The couple has an 8-year-old son, Nolan, a 5-year-old daughter, Charlotte, a 3-year-old daughter, Elizabeth, and 1-year-old twin daughters, Felicity and Christine... Father, Jim, was a running back in college at Texas-El Paso and graduated from Texas Tech... Received the male career athletic achievement award at Colorado's annual CUSPY awards ceremony (Colorado University Sports Performers of the Year)... Is in Colorado's Folsom Field's Ring of Fame... Filmed an NFL.com fantasy football ad spot that

## IMPOSTER

During the 1923 season, the *Green Bay Press-Gazette* published a major story announcing the Packers had signed Jack "Dollie" Gray, an end who'd received All-America honors at Princeton.

According to participation charts kept by George Calhoun, Gray started his only game played – a 24-3 loss to the Racine Legion at Bellevue Park.

Made suspicious by Gray's performance, Curly Lambeau checked the player's background, only to discover he was an imposter. Lambeau quickly gave the player – whoever he was – his walking papers.

However, because he did play in a game, the Packers still list him on their all-time roster.



showed him booting three footballs into the local Brown County Courthouse bell tower...Also partnered with the famous Radio City Rockettes dance team as part of an advance promotional event prior to their visit to Green Bay for a performance during the 2008 regular season...Well known for a routine that features their trademark kicking steps, the dancers joined Crosby at Ray Nitschke Field to receive instruction on football-kicking techniques...**High school:** As a junior and senior at Georgetown (Texas) High School, earned first-team All-District 13-5A honors as a K, P and FS, adding All-Central Texas region recognition at K...Was named to the All-Midlands team by *PrepStar*, while Rivals.com ranked him as the third-best placekicker in the nation...During his final two seasons, converted 15 of 21 FGs (long of 59) and 40 of 45 PATs...Owned a 38.2-yard average for 100 punts (64 long), with 18 punts downed inside the 20-yard line, including five inside the 5...At FS those two years, recorded 136 tackles (51 solo, 18 for loss) with six INTs, seven passes broken up, three forced fumbles and four recoveries...As a senior, made the longest FG in Texas prep football in eight years and tied for the third longest in state history with a career-best 59-yarder vs. Cedar Park High...Also had a 61-yard punt in the game...Had seven tackles and two INTs, returning one for a TD and kicking the PAT following the score vs. Round Rock...Also earned two letters in soccer (defense/midfielder), receiving all-district honors as both a sophomore (14 goals) and junior (17 goals)...**Community involvement:** Hosted "Camp Crosby," an athletic camp for kids in Georgetown, Texas, in July 2013...In May 2012 and April 2014, traveled the state as a member of the Packers' annual Tailgate Tour, making scheduled and surprise visits to various commu-

nities...Took part in the Beyond the Lights Celebrity Golf Classic charity tournament featuring several members from the *Friday Night Lights* movie and television show; proceeds go to support spinal-cord injury research...Also serves on the board of directors for a charity based in his hometown called Eagle Locker, an organization that aims to raise awareness of the homeless teen problem in Georgetown and to obtain city funding to build a center for homeless teens that would provide shelter, counseling and academic assistance. In the past, has paid for a group of Eagle Locker teens to go on a shopping spree for shoes and other needed clothes...Served as a celebrity bartender at a House of Hope event in Green Bay. The House of Hope provides shelter to homeless pregnant and/or parenting young mothers and their children...To support military, has participated in the sendoff of the local Bravo 127th, played an Xbox game with a soldier overseas in the "Pro vs. GI Joe" challenge and in February 2010 went aboard the USS John C. Stennis, a nuclear-powered Navy supercarrier, to watch Super Bowl XLIV with more than 2,000 sailors...Has participated in the Brett Favre, Donald Driver and Jordy Nelson celebrity softball games, the Edgar Bennett Celebrity Bowl-A-Thon, the Al Harris Stars and Strikes celebrity bowling event, the Greg Jennings Celebrity golf event, the Coaches Classic Golf Tournament in Las Vegas and the Vince Lombardi Award of Excellence Dinner Ball...Has rung bells for The Salvation Army during the holidays, attended the local Families of Children With Cancer holiday party, spoken to area high school students about the value of an education and the importance of staying in school, and donated autographed footballs and jerseys to his hometown high school for separate fundraisers...Residence: Georgetown, Texas.

VETERANS  
Community  
Admin & Coaches  
Crosby  
Draft & Free Agents  
2017 Review  
Records & History  
Lambeau Field  
Misc.

## MASON CROSBY'S PRO STATISTICS

Year	KICKOFFS	No	Ret	OSK	TB	TB Pct
2007	Green Bay	91	77	2	14	.154
2008	Green Bay	89	69	3	17	.191
2009	Green Bay	91	77	3	12	.133
2010	Green Bay	83	76	1	4	.048
2011	Green Bay	106	57	2	49	.462
2012	Green Bay	87	51	1	35	.402
2013	Green Bay	56	42	1	13	.232
2014	Green Bay	99	56	4	41	.414
2015	Green Bay	78	36	2	41	.526
2016	Green Bay	87	41	2	46	.529
2017	Green Bay	66	30	2	36	.545
<b>NFL totals (11 years)</b>	<b>.933</b>	<b>612</b>	<b>23</b>	<b>308</b>	<b>.330</b>	

### PLAYOFFS

Year	KICKOFFS	No	Ret	OSK	TB	TB Pct
2007	Green Bay	12	12	0	0	.000
2009	Green Bay	6	4	1	2	.333
2010	Green Bay	22	21	0	1	.045
2011	Green Bay	3	1	2	3	1.000
2012	Green Bay	10	4	1	6	.600
2013	Green Bay	4	3	0	1	.250
2014	Green Bay	13	8	0	5	.385
2015	Green Bay	12	6	0	6	.500
2016	Green Bay	14	7	2	8	.571
<b>Postseason</b>	<b>.96</b>	<b>66</b>	<b>6</b>	<b>32</b>	<b>.333</b>	

**NFL debut:** vs. Philadelphia, 9/9/07

**First NFL field goal:** vs. Philadelphia, 9/9/07 (53 yards)

### CAREER TRANSACTIONS

- 2007 Selected by Green Bay Packers as third of three choices in the sixth round (193rd overall) of '07 NFL Draft, April 29...Signed first contract, July 23.
- 2011 Re-signed by Packers as unrestricted free agent, July 30.
- 2016 Signed contract extension, March 2.

### CROSBY'S SINGLE-GAME CAREER HIGHS

#### Field Goals

Attempted\* ..... 5, five times  
(last: at Min., 11/22/15)  
Made\* ..... 5,  
vs. Det. (10/6/13) and at Min. (11/22/15)  
Long ..... 58, at Min. (10/23/11)  
Longest Attempted . . . 69, vs. Det. (12/28/08)

#### Kickoffs

Most ..... 10, four times  
(last: vs. Phi., 11/16/14)  
Touchbacks ..... 7, vs. Oak. (12/11/11)

\* Attempted five field goals and made five field goals in '14 playoffs at Seattle, 1/18/15

# MASON CROSBY'S PRO STATISTICS

## SCORING

Year	Team	GP	—Field Goals—					—PAT—				
			FG	FGA	Pct	Lg	Blk	XP	XPA	Pct	Blk	Points
2007	Green Bay	16	31	39	79.5	53	1	48	48	100.0	0	141
2008	Green Bay	16	27	34	79.4	53	2	46	46	100.0	0	127
2009	Green Bay	16	27	36	75.0	52	0	48	49	98.0	0	129
2010	Green Bay	16	22	28	78.6	56	2	46	46	100.0	0	112
2011	Green Bay	16	24	28	85.7	58	0	68	69	98.6	1	140
2012	Green Bay	16	21	33	63.6	54	0	50	50	100.0	0	113
2013	Green Bay	16	33	37	89.2	57	0	42	42	100.0	0	141
2014	Green Bay	16	27	33	81.8	55	3	53	55	96.4	2	134
2015	Green Bay	16	24	28	85.7	56	1	36	36	100.0	0	108
2016	Green Bay	16	26	30	86.7	53	1	44	47	93.6	0	122
2017	Green Bay	16	15	19	78.9	50	1	33	35	94.3	0	78
<b>NFL totals (11 years)</b>	<b>176</b>		<b>277</b>	<b>345</b>	<b>80.3</b>	<b>58</b>	<b>11</b>	<b>514</b>	<b>523</b>	<b>98.3</b>	<b>3</b>	<b>1,345</b>

## PLAYOFF SCORING

Year	Team	GP	—Field Goals—					—PAT—				
			FG	FGA	Pct	Lg	Blk	XP	XPA	Pct	Blk	Points
2007	Green Bay	2	2	2	100.0	37	0	8	8	100.0	0	14
2009	Green Bay	1	1	2	50.0	20	0	6	6	100.0	0	9
2010	Green Bay	4	3	4	75.0	43	0	16	16	100.0	0	25
2011	Green Bay	1	2	2	100.0	47	0	2	2	100.0	0	8
2012	Green Bay	2	2	2	100.0	31	0	7	7	100.0	0	13
2013	Green Bay	2	2	2	100.0	34	0	2	2	100.0	0	8
2014	Green Bay	2	7	7	100.0	48	0	3	3	100.0	0	24
2015	Green Bay	2	4	4	100.0	43	0	5	5	100.0	0	17
2016	Green Bay	3	3	4	75.0	56	0	10	10	100.0	0	19
<b>Postseason</b>	<b>18</b>		<b>26</b>	<b>29</b>	<b>89.7</b>	<b>56</b>	<b>0</b>	<b>59</b>	<b>59</b>	<b>100.0</b>	<b>0</b>	<b>137</b>

## FIELD GOALS

Year	Team	1-19	Pct	20-29	Pct	30-39	Pct	40-49	Pct	50+	Pct
2007	Green Bay	1/1	100.0	8/8	100.0	10/11	90.9	9/14	64.3	3/5	60.0
2008	Green Bay	1/1	100.0	8/8	100.0	10/13	76.9	5/6	83.3	3/6	50.0
2009	Green Bay	1/1	100.0	13/13	100.0	7/9	77.8	4/7	57.1	2/6	33.3
2010	Green Bay	1/1	100.0	7/8	87.5	4/5	80.0	8/10	80.0	2/4	50.0
2011	Green Bay	1/1	100.0	4/5	80.0	14/14	100.0	3/5	60.0	2/3	66.7
2012	Green Bay	0/0	--	5/5	100.0	5/7	71.4	9/12	75.0	2/9	22.2
2013	Green Bay	1/1	100.0	13/13	100.0	8/8	100.0	6/8	75.0	5/7	71.4
2014	Green Bay	0/0	--	7/7	100.0	11/12	91.7	5/7	71.4	4/7	57.1
2015	Green Bay	1/1	100.0	7/7	100.0	4/4	100.0	8/11	72.7	4/5	80.0
2016	Green Bay	1/1	100.0	6/6	100.0	13/15	86.7	5/6	83.3	1/2	50.0
2017	Green Bay	0/0	--	8/8	100.0	2/4	50.0	4/4	100.0	1/3	33.0
<b>NFL totals (11 years)</b>	<b>8/8</b>	<b>100.0</b>		<b>86/88</b>	<b>97.7</b>	<b>88/102</b>	<b>86.3</b>	<b>66/90</b>	<b>73.3</b>	<b>29/57</b>	<b>50.9</b>

## PLAYOFF FIELD GOALS

Year	Team	1-19	Pct	20-29	Pct	30-39	Pct	40-49	Pct	50+	Pct
2007	Green Bay	0/0	--	0/0	--	2/2	100.0	0/0	--	0/0	--
2009	Green Bay	0/0	--	1/1	100.0	0/0	--	0/0	--	0/1	0.0
2010	Green Bay	0/0	--	1/1	100.0	1/1	100.0	1/1	100.0	0/1	0.0
2011	Green Bay	0/0	--	0/0	--	1/1	100.0	1/1	100.0	0/0	--
2012	Green Bay	0/0	--	1/1	100.0	1/1	100.0	0/0	--	0/0	--
2013	Green Bay	0/0	--	1/1	100.0	1/1	100.0	0/0	--	0/0	--
2014	Green Bay	2/2	100.0	0/0	--	1/1	100.0	4/4	100.0	0/0	--
2015	Green Bay	0/0	--	2/2	100.0	1/1	100.0	1/1	100.0	0/0	--
2016	Green Bay	0/0	--	0/0	--	1/1	100.0	0/1	0.0	2/2	100.0
<b>Postseason</b>	<b>2/2</b>	<b>100.0</b>		<b>6/6</b>	<b>100.0</b>	<b>9/9</b>	<b>100.0</b>	<b>7/8</b>	<b>87.5</b>	<b>2/4</b>	<b>50.0</b>

# MASON CROSBY'S PRO STATISTICS

## KICK BY KICK

- 2007:** (53G,37G,42G) (42N) (28G) (28G,44G,33G) (37G,37G) (46N,37G,38N) (19G,26G) (48G,36G,52N,32G,45G) (39G,24G) (49B,49N,47G) (20G,20G,26G) (47G,52G) (43N,44G,52N) (44G,50G,25G,46G) ( ) (33G,35G)  
Postseason: ( ) (36G,37G)
- 2008:** (42G,33B) (25G,39G) (36G,38G,33G) ( ) (53N,50G) (29G,51G) (31G,36N,29G) (23G,25G,38G) (47G,40G,52N) (53G,33G,45G) ( ) (32G,44G,19G) ( ) (22G,23G,38G) (46N,28G,38B) (69N,36G)
- 2009:** (49N,52G,39G) (55N,45G) (48G,38G,25G) (31G) (46G,28G,31G,26G) (55N,18G) (37G,26G,51N) ( ) (52N,48G) (23G,27G,27G) (43N,20G,25G) (28G,38N,32G) (33G,26G,42N) (34N) (29G,52G) (26G)  
Postseason: (54N,20G)
- 2010:** (49G,56G) (44G,24G) (38G,37B) ( ) (52G,36G,48N,53N) (46G,26G) ( ) (20G,45N,41G,40G) (54B,26G) (42G) (22G) (29N,43G,24G) (42G) (31G,19G) (31G) (23G)  
Postseason: ( ) (50N,43G,32G) ( ) (23G)
- 2011:** ( ) (37G,19G,34G) (37G,28G) ( ) (32G,35G,56G,30G) (32G) (39G,45G,24G,58G) (47G) (25G) (29N) (35G,32G) (43N,31G) (34G,38G,49G,33G) (54N) ( ) (22G,47N)  
Postseason: (47G,35G)
- 2012:** ( ) (48G,35G,54G) (29G,40G) ( ) (52N,51N) ( ) (47G,58N,23G,48G) (32N,25G) (44N,33G) (50N,38N,39G) (55N,28G) (30G,53N,47G,31G) (49G,51N,41G) (43N,42N) (26G,48G) (51G,40G)  
Postseason: (20G) (31G)
- 2013:** ( ) (28G) (41G,19G,26G) (26G,52G,31G,42G,45G) (45G,44N,31G,50G,31G) (26G,52N) (30G,20G,45G) (30G,23G) (53N,42N,26G,35G) (24G,57G) (27G,20G) (54G) (40G,33G,25G) (57G) (22G) (33G,27G)  
Postseason: (34G,24G)
- 2014:** (23G) (31G,20G,55G) ( ) (53G,38B) ( ) (43G,30G) (34G) (31G,49G,27G) (20G,52G) (27G,33G,50N) (48G) (32G,35G,33G,40N,28G) (38G,33G,53G) (45G,53B,34G) (48N,42G,25G) (52B)  
Postseason: (40G,30G) (18G,19G,40G,48G,48G)
- 2015:** (37G) (54G,18G,44G,21G) (44G) (44N,31G) (35G) (23G,28G) (56G) ( ) (44G,52N) (42G,47G,40G,42G,52G) (22G,50G) (41N) ( ) (24G,21G,33G,49B) ( ) (28G,43G)  
Postseason: (43G, 29G) (28G, 34G)
- 2016:** (25G,20G) ( ) (36G,46G) (44G,33G,25G) (37G,43G,34G) (32G,40G,31B) (29G) (34G,48N,27G) (29G,38G) (36G,36N) (33G,32G) ( ) (51N,38G) (34G,18G,32G) (48G) (53G)  
Postseason: (32G) (56G,51G) (41N)
- 2017:** (40G) (28G) (28G,27G) ( ) (22G) (26G) (59N,46G) (38B,35G) (40G,24G,50G,35N) ( ) (57N) (37G,22G) ( ) (28G) ( ) (41G)

**Additional statistics:** Special teams tackles — 6 in 2007, 1 in '07 playoffs, 4 in 2008, 2 in 2009, 1 in '09 playoffs, 3 in 2010, 1 in '10 playoffs, 3 in 2011, 1 in 2013, 1 in 2015, 1 in 2016, 1 in 2017; NFL total: 22. Fumble recovery on kickoff return vs. Detroit, 1/1/12; Forced fumble on kickoff return vs. Minnesota, 1/3/16.

## NFL BROADCASTING POLICIES

### GLOSSARY OF TERMS

- **Franchised Market** – Television market (ADI or DMA) that has an NFL franchise (i.e., Buffalo, N.Y., or Phoenix, Ariz.).
- **Secondary Blackout Market** – Television market in the home territory (with station[s] having signal penetration to within 75 miles of the game site) of an NFL franchise that is subject to blackout restrictions.
- **Early Game** – Game with kickoff at 12:02 p.m. CT.
- **Late Game** – Game with kickoff at 3:05 or 3:25 p.m. CT.

### BLACKOUT POLICY

To ensure an NFL club's ability to sell all of its game tickets, and to make televised games more attractive to viewers through the presence of sellout crowds, the following policy is observed by the NFL:

For a home game to be aired locally in the franchised market and in any secondary market market(s), the game must be sold out 72 hours in advance of kickoff. If the game is not a sellout by the 72-hour cutoff, both the home franchised market and the secondary markets of the carrying network will air an alternate game.

### NUMBER OF GAMES IN A MARKET

With regard to the number of NFL games seen in a particular market on a Sunday afternoon, there are three situations.

- **An NFL franchised market (i.e., New York, Chicago, Dallas, etc.)** – On a week when the NFL team (or teams) in a market is on the ROAD Sunday, Monday or Thursday night, or Saturday afternoon, the market will receive three Sunday afternoon games: Two telecasts by the network with the doubleheader week and one game by the network with the single-game week. When an NFL team in the market is playing at HOME on Sunday afternoon, the market will receive two games: one game on FOX and one game on CBS, regardless of which network has the doubleheader week. That is, unless 1) the home team's assigned telecaster that day (CBS or FOX) also is on the doubleheader network and 2) the game is sold out 72 hours in advance. In that case, the three games would be the home team's and two other games in the remaining early or late window.
- **All other television markets (including secondary blackout markets)** – Network affiliates in these markets will receive three games on Sunday afternoon, two on the doubleheader network (one early and one late) and one game on the single-game network (either early or late).

### SELECTION OF GAMES TO BE TELECAST REGIONALLY

By network contract, all team road games must be telecast back to that team's home territory (franchised market and secondary blackout markets). Other than this requirement, the televising network is the sole selector of which game(s) will be aired in all markets.

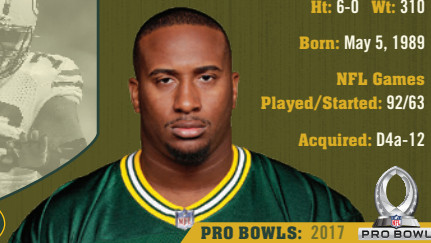


# Mike DANIELS

# 76

Defensive Lineman  
Iowa

Seventh NFL Season | Seventh Packers Season



Ht: 6-0 Wt: 310

Born: May 5, 1989

NFL Games  
Played/Started: 92/63

Acquired: D4a-12



PRO BOWLS: 2017

## PRO HIGHLIGHTS:

► Was selected to his first career Pro Bowl in 2017, having initially been named a first alternate before being selected as an injury replacement for Rams DT Aaron Donald.

► In 2017, started all 14 games he appeared in and registered a career-high 72 tackles (42 solo), 11 tackles for a loss (tied for No. 2 on the team), five sacks (No. 3 on the team), a forced fumble, 14 QB hits (No. 3 on the team) and seven QB pressures.

► Named an alternate for the Pro Bowl in 2016 after starting all 16 games and registering 44 tackles (29 solo), four sacks, a fumble recovery, 14 QB hits (No. 3 on the team), 14 pressures (tied for No. 2 on the team) and nine tackles for a loss (tied for No. 2 on the team).

► Started all three 2016 postseason contests and led the defensive line with 13 tackles (10 solo), including a tackle for a loss. Also tied for the team lead with four QB hits.

► Led the defensive line with 16 starts, 66 tackles (40 solo) and four sacks in 2015. Ranked No. 3 on the team in QB hits (12) and No. 2 in pressures (22), and was named an alternate for the Pro Bowl for the first time in his career.

► Started all 16 games for the first time in his career in 2014 and registered 69 tackles. His 5½ sacks led the Packers defensive line and ranked No. 3 on the team.

► Paced Green Bay in both QB hits (19) and pressures (22) in '14.

► Became a prominent part of the rotation on the defensive line in his second season in 2013, playing in all 16 games with one start and serving as one of the featured interior rushers in the team's nickel defense.

► For the 2013 season, posted 37 tackles (22 solo) and ranked second on the club with a career-best 6½ sacks. The sack total tied for sixth among all NFL DTs and was the most by a Packers defensive lineman since NT B.J. Raji posted the same number in 2010.

► Appeared in 14 regular-season games and both playoff contests as a rookie in 2012, playing mostly in the defensive sub-packages as an interior pass rusher and also at times on special teams. Finished with 19 tackles (11 solo), two sacks, a team-leading two fumble recoveries and a pass defended.

► Both of his fumble recoveries came in games against Detroit, the second of which he returned for a 43-yard TD in Week 14, the longest fumble return for a score by a rookie in franchise history. Also became the first Packers rookie defensive lineman to return a fumble for a score since Ernie Pannell at Pittsburgh on Nov. 23, 1941.

**2017 SEASON:** Started all 14 games he appeared in and registered a career-high 72 tackles (42 solo), 11 tackles for a loss (tied for No. 2 on the team), five sacks (No. 3 on the team), a forced fumble, 14 QB hits and seven QB pressures...Led the defensive line in sacks and ranked No. 2 in tackles...Was selected to his first career Pro Bowl, having initially been named a first alternate before being selected as an injury replacement for Donald...Became just the fifth

## AT A GLANCE ...

- After being named an alternate for the Pro Bowl for the third consecutive season in 2017, was named to the Pro Bowl roster as a replacement for Los Angeles Rams DT Aaron Donald, who was unable to participate due to injury. Became just the fifth Packers DT in franchise history to be selected to the Pro Bowl.
- According to STATS, his 27 career sacks rank No. 2 (since 1982) among Green Bay defensive tackles (Cullen Jenkins, 29).
- Has recorded at least four sacks in each season since 2013, which is tied for No. 1 in the NFL among defensive tackles (according to pro-football-reference.com).
- After making one start and appearing in 30 games over his first two regular seasons (2012-13), started every regular-season and postseason game for Green Bay for three straight seasons 2014-16. Played the most defensive snaps among Packers defensive linemen in each of those three years. Missed two games due to a hip injury in 2017, the first games he had missed in his career due to injury, snapping a streak of 77 consecutive regular-season games played.
- Earned second-team All-Big Ten Conference honors from the league's coaches following his senior season at Iowa in 2011 after starting all 13 games and finishing with a career-high 67 tackles (32 solo) and nine sacks. His sack total ranked third in the Big Ten and 24th nationally.

Packers DT in franchise history to be selected to the Pro Bowl...**Vs. Seattle (Sept. 10):** Tied for the team lead with a season-best nine tackles (seven solo), three tackles for a loss, 1½ sacks, a forced fumble, two QB pressures and two QB hits. Midway through the second quarter, tossed aside C Justin Britt on third down to get to QB Russell Wilson as he put a hit on him and hurried his deep throw to WR Tyler Lockett that went incomplete as the Seahawks were forced to punt. Beat G Mark Glowinski on Seattle's opening play of the second half as he teamed with LB Nick Perry to sack Wilson for a 10-yard loss. Two plays later, shed a block from G Luke Joeckel and sacked Wilson again, punching the ball out with his left hand as LB Kyler Fackrell recovered the fumble at the Seattle 6, a turnover that resulted in a RB Ty Montgomery TD run on the next play. On third-and-goal at the Green Bay 3 late in the third quarter, pressured Wilson to force an overthrow in the back of the end zone on a pass intended for TE Jimmy Graham, forcing Seattle to settle for a FG...**At Atlanta (Sept. 17):** Started, but sustained a hamstring injury on the opening drive that would sideline him for the remainder of the evening...**Vs. Cincinnati (Sept. 24):** Inactive (hip), the first game he had missed in his career due to injury, snapping a streak of 77 consecutive regular-season games played...**At Dallas (Oct. 8):** Returned to the starting lineup after missing two games, and led the defensive line with six tackles (three solo)...**At Minnesota (Oct. 15):** Started and played 53 snaps, posting six tackles (two solo), a tackle for a loss and a team-high four QB hits...**Vs. Detroit (Nov. 6):** Posted five tackles (two solo) and a QB hit. Helped limit the Lions to only 64 rushing yards on 33 carries (1.9 avg.), just the fourth time since the 1970 AFL-NFL merger that the Packers allowed 65 or fewer rushing yards on 30-plus attempts by an opponent...**At Chicago (Nov. 12):** Finished with five tackles (all solo), two tackles for a loss, a sack, two

QB pressures and two QB hits. Early in the second quarter, fought off blocks from G Josh Sitton and C Hroniss Grasu to sack QB Mitchell Trubisky for a 6-yard loss...**At Pittsburgh (Nov. 26):** Tied his season high with nine tackles (eight solo). Early in the fourth quarter, fought off a block from G Ramon Foster to sack QB Ben Roethlisberger for a 10-yard loss...**Vs. Tampa Bay (Dec. 3):** Posted eight tackles (three solo), a half-sack, a QB pressure and three QB hits. Early in the second quarter, fought off blocks from C Evan Smith and G Kevin Pamphile to get to QB Jameis Winston for a shared 8-yard sack with LB Clay Matthews to force a Tampa Bay punt...**At Cleveland (Dec. 10):** Tied for the team lead with seven tackles (four solo) and added a tackle for a loss and a QB hit...**At Detroit (Dec. 31):** Started and played 31 snaps, posting four tackles (three solo) and a sack. Midway through the third quarter, fought off a block from T Taylor Decker to sack QB Matthew Stafford for a 10-yard loss.

**2016:** Started all 16 games and registered 44 tackles (29 solo), four sacks, a fumble recovery, 14 QB hits (No. 3 on the team) and 14 pressures (tied for No. 2 on the team)... Was tied for No. 2 on the team with nine tackles for a loss... Was named an alternate for the Pro Bowl for the second straight season...Part of a run defense that ranked No. 8 in the league in rushing yards allowed per game (94.7) and No. 7 in runs of 10-plus yards allowed (37)...Also started all three postseason contests and led the defensive line with 13 tackles (10 solo), including a tackle for a loss...Was tied for the team lead with four QB hits...**At Jacksonville (Sept. 11):** Posted two tackles (one solo), a QB pressure and a QB hit. Early in the second quarter, brought down RB T.J. Yeldon for a 2-yard loss on a run up the middle. Helped limit the Jaguars to just 48 yards rushing on 26 carries (1.8 avg.), the first time they had rushed for 48 or fewer yards on 25-plus attempts since Nov. 14, 1999 (vs. Baltimore, 47 yards on 26 attempts)...**At Minnesota (Sept. 18):** Finished with five tackles (four solo), a sack and four QB hits. In the first quarter, walked back G Brandon Fusco to bring down QB Sam Bradford for a 9-yard sack. Later in the first quarter, stopped RB Adrian Peterson for a 1-yard loss on a run up the middle. Helped limit Peterson to just 19 yards on 12 carries (1.6 avg.), tied for the fourth-lowest yardage total of Peterson's career to that point, with a long of 5 yards...**Vs. N.Y. Giants (Oct. 9):** Finished with two tackles (one solo) and a pass defended. Deflected a QB Eli Manning pass intended for WR Odell Beckham Jr. over the middle midway through the second quarter. Helped limit the Giants to just 43 yards rushing on 15 carries (2.9 avg.), bringing Green Bay's four-game total to just 171 rushing yards allowed, the second-fewest allowed by an NFL team in the first four games of a season since individual stats began to be recorded in 1933 behind only the 157 yards allowed by the 1995 San Francisco 49ers...**At Atlanta (Oct. 30):** Recorded a sack and a team-high two QB hits. Drove back G Andy Levitre to get to QB Matt Ryan for a 9-yard sack early in the fourth quarter...**Vs. Indianapolis (Nov. 6):** Posted three tackles (two solo), two pressures and two QB hits. Walked back G Jonothan Harrison to put a hit on QB Andrew Luck and help force an interception

by S Ha Ha Clinton-Dix on the Colts' first offensive series, giving Green Bay the ball at the Indianapolis 29 after a 20-yard return by Clinton-Dix...**At Washington (Nov. 20):** Led the defensive line with six tackles (three solo) and a QB hit. Shed a block from G Brandon Scherff to drill RB Robert Kelley in the backfield for a 3-yard loss late in the first half...**At Philadelphia (Nov. 28):** Finished with two tackles (both solo) and a sack. Late in the first half, came up the middle to get to QB Carson Wentz for a 14-yard sack...**Vs. Minnesota (Dec. 24):** Played 49 snaps, registering a sack and a fumble recovery. Late in the first half with the Vikings in Green Bay territory, dove on a fumble forced by Matthews on a strip/sack of Bradford at the Green Bay 46, field position that the Packers would use to score on a QB Aaron Rodgers 6-yard TD run to take a 28-13 lead at the half. It marked Daniels' first fumble recovery since Dec. 9, 2012, vs. Detroit. On the first play from scrimmage in the second half, shook off a block from G Alex Boone and then came around the end to drill Bradford for a 9-yard sack...**Vs. N.Y. Giants (NFC Wild Card, Jan. 8):** Played 40 snaps, finishing with five tackles (four solo), including a tackle for a loss...**At Atlanta (NFC Championship, Jan. 22):** Played 55 snaps, recording four tackles (three solo) and a team-best three QB hits.

**2015:** Started all 16 games and led the defensive line with 66 tackles (40 solo), four sacks, an interception, a forced fumble and two passes defended...Ranked No. 3 on the team in QB hits (12) and No. 2 in pressures (22)...Was named an alternate for the Pro Bowl for the first time in his career...Also started both postseason contests and posted five tackles (two solo), a sack, three QB hits, five pressures and a pass defended...**Vs. Seattle (Sept. 20):** Led the defensive line with five tackles (three solo), a sack, a QB hit and a pressure. Walked back C Drew Nowak and brought down Wilson as he stepped up in the pocket for a zero-yard sack early in the second quarter. Helped limit RB Marshawn Lynch to just 41 yards on 15 carries (2.7 avg.). With two minutes remaining in the first half, fought off a block by T Garry Gilliam to drop Lynch for no gain on a third-and-3 as the defense forced a Seattle punt and helped set up a FG before the half...**Vs. Kansas City (Sept. 28):** Led the line with four tackles (all solo) and 1½ sacks. Added a forced fumble, two pressures and a QB hit. Early in the third quarter, fought off a block by G Ben Grubbs to get to QB Alex Smith for a 7-yard sack that was split with LB Mike Neal. Later in the third quarter, walked back G Laurent Duvernay-Tardif for a sack/forced fumble on Smith, one that was recovered by the Chiefs. Also posted a tackle for a loss earlier in the game when he blew past T Eric Fisher to bring RB Jamaal Charles down for a 3-yard loss on a first-quarter run...**Vs. St. Louis (Oct. 11):** Led the team with a career-high 10 tackles (nine solo), adding two tackles for a loss, two QB hits and two pressures...**Vs. San Diego (Oct. 18):** Helped limit the Chargers to just 60 yards rushing on 21 carries (2.9 avg.). Posted three tackles (two solo), two pressures, two QB hits and a half-sack. Walked back C Trevor Robinson to get to QB Philip Rivers for a shared 8-yard sack with Neal early in the fourth quarter that pushed San Diego back to the Green Bay 30...**Vs. Detroit**

**GREEN BAY PACKERS  
MOST SINGLE-SEASON TACKLES, DEFENSIVE LINEMAN**

113	Aaron Kampman, 2006	87	Aaron Kampman, 2008
107	Ezra Johnson, 1983	85	Mike P. McCoy, 1975
105	Aaron Kampman, 2005	83	Byron Bragg, 1983
94	Charles Johnson, 1979		Carl Barzilauskas, 1978
93	Ezra Johnson, 1978	82	Ezra Johnson, 1980
	Terry Jones, 1981		Dave Purefory, 1977
92	Ryan Pickett, 2006		Johnny Jolly, 2008
91	Aaron Kampman, 2007	81	Vonnie Holliday, 2001
90	Mike P. McCoy, 1976		Ryan Pickett, 2008

(Nov. 15): Paced the defensive line with seven tackles (two solo) and two QB pressures. Helped limit the Lions to just 45 yards rushing on 26 attempts (1.7 avg.), the fewest rushing yards allowed by the Packers to an opponent on 25-plus attempts since Miami rushed for 37 yards on 25 carries vs. the Packers on Sept. 22, 1991... **At Minnesota (Nov. 22):** Finished with seven tackles (three solo), two pressures and a sack. In the fourth quarter, drove back G Mike Harris to get to QB Teddy Bridgewater and throw him down for an 8-yard sack. Helped limit Peterson, who led the league in rushing in 2015, to just 45 yards on 13 carries (3.5 avg.), his lowest yardage total since Week 1... **At Detroit (Dec. 3):** Led the defensive line with five tackles (four solo), including two for a loss, and a pressure. Blew past G Laken Tomlinson to get to RB Ameer Abdullah in the backfield for a 3-yard loss on a first-quarter run. Fought off a block by T Riley Reiff to get to RB Joique Bell and bring him down for a 2-yard loss on a run with just under two minutes remaining in the game... **At Arizona (Dec. 27):** Posted the first interception of his career, stepping back to pick off QB Carson Palmer's screen pass intended for RB David Johnson late in the first half. Made the interception at the Arizona 21 and returned it 6 yards. Finished with three tackles (all solo), including a stop of Johnson for a 3-yard loss on a run up the middle in the first quarter... **At Washington (NFC Wild Card, Jan. 10):** Recorded three tackles (one solo), five pressures (tied for team lead), a QB hit and a pass defended... **At Arizona (NFC Divisional, Jan. 16):** Posted two tackles (one solo), a sack and a QB hit. Late in the first half, fought off a block from RG Ted Larsen to get to Palmer for an 8-yard sack. Helped limit the Cardinals to just 40 yards rushing on 19 attempts (2.1 avg.) with a long run of 8 yards.

**2014:** Started all 16 games and led the defensive line with 69 tackles (42 solo)...Led the defensive line and ranked No. 3 on the team with 5½ sacks...Led the team in both QB hits (19) and pressures (22)...Contributed to a run defense that allowed 86.4 yards per game over the final eight contests, No. 5 in the NFL over that span, and 3.6 yards per carry, No. 6 in the league over that span...Also started both postseason contests and recorded 10 tackles (seven solo) and a half-sack... **At Seattle (Sept. 4):** Started at RDE and registered a season-high eight tackles (five solo), which was tied for the team lead... **Vs. N.Y. Jets (Sept. 14):** Started at DT and led the defensive line with six tackles (five solo) and a sack. Added a team-high three QB hits and two pressures. Posted a QB hit on Geno Smith as his pass intended for TE Zach Sufeld came up short and was intercepted by CB Tramon Williams at the Green Bay 3 late in the first half, a turnover that led to seven points as the Packers cut the Jets' lead to 21-16 at the half. Registered his first sack of the season on New York's final drive as he beat LG Brian Winters with an inside move and brought Smith down for a 7-yard loss despite being held by Winters

on the play... **Vs. Minnesota (Oct. 2):** Registered four tackles (three solo), 1½ sacks, four QB hits and four pressures. Pushed G Charlie Johnson aside and then fought off C John Sullivan on his 8-yard sack of QB Christian Ponder in the second quarter. Fought off a double-team by Sullivan and Johnson on his shared 10-yard sack of Ponder with DT Letroy Guion on the final play of the first half... **At Minnesota (Nov. 23):** Played 54 snaps, most among the defensive linemen, and posted two tackles (one solo), a sack, a team-high three QB hits and two pressures. On Minnesota's opening drive of the second half, walked back RG Joe Berger and brought down Bridgewater for a 7-yard sack on third down to force a punt... **Vs. New England (Nov. 30):** Played 50 snaps, tops among the defensive linemen, and registered four tackles (two solo) and a half-sack. Led the team with four QB hits and four pressures. With the Packers leading, 26-21, late in the fourth quarter and New England facing a third-and-9 at the Green Bay 20, fought off a block by G Dan Connolly to bring down QB Tom Brady with Neal for a 9-yard sack, forcing the Patriots to settle for a field-goal attempt, a 47-yarder that was missed by K Stephen Gostkowski... **At Tampa Bay (Dec. 21):** Registered four tackles (three solo), a half-sack, a QB hit and two pressures. Beat G Logan Mankins to get to QB Josh McCown for a shared 10-yard sack with S Morgan Burnett in the first quarter. Helped the defense allow just 16 yards rushing, the third fewest given up in a game by the Packers since the 1970 AFL-NFL merger... **Vs. Detroit (Dec. 28):** Recorded four tackles (three solo), a sack, two QB hits and two pressures. On Detroit's final possession, walked back G Rob Sims and pushed him aside to get to Stafford for a 9-yard sack at the Detroit 11... **Vs. Dallas (NFC Divisional, Jan. 11):** Registered five tackles (four solo), a half-sack, a QB hit and two pressures. On the first play of the fourth quarter on second-and-18 at the Dallas 40, fought off a block by G Ronald Leary to get to QB Tony Romo for a shared 5-yard sack with LB Nick Perry... **At Seattle (NFC Championship, Jan. 18):** Posted five tackles (three solo) and a QB hit.

**2013:** Appeared in all 16 games with one start, posting 37 tackles (22 solo) and a career-high 6½ sacks...The sack total tied him with San Francisco's Justin Smith for sixth place among all NFL DTs and ranked second on the defense behind Matthews (7½)... **At Cincinnati (Sept. 22):** Finished with two tackles (both solo) and his first sack of the season. Sack came on a third down in the third quarter when he hustled to fight off LG Clint Boling to drop QB Andy Dalton for a 3-yard loss... **At Minnesota (Oct. 27):** Delivered an impactful performance, recording three tackles (two solo), a career-high two sacks, two QB hits and two pressures during the game. His first sack came just before halftime when he walked Sullivan back into the pocket and shed him in time to take down Ponder for a 6-yard loss. Later in the third quarter, rushed to the inside against John-

## ED BLOCK COURAGE AWARD

In 1978, the Baltimore Colts started an effort to raise funds for abused children and conceived an award they named after their longtime trainer, the late Ed Block. In 1984, the award was taken league-wide to honor one player from each team who, in the eyes of his teammates, best exemplifies and displays courage. Below are the Packers' winners, as voted by their teammates, from 1984-2017:

1984	..... Ron Cassidy	1996	..... Brett Favre	2008	..... Mark Tauscher
1985	..... Ezra Johnson	1997	..... Robert Brooks	2009	..... Nick Collins
1986	..... Karl Swanke	1998	..... Craig Newsome	2010	..... Charles Woodson
1987	..... Keith Uecker	1999	..... Earl Dotson	2011	..... T.J. Lang
1988	..... Mark Murphy	2000	..... Josh Bidwell	2012	..... Tramon Williams
1989	..... Herman Fontenot	2001	..... Santana Dotson	2013	..... Johnny Jolly
1990	..... Perry Kemp	2002	..... Kabeer Gbaja-Biamila	2014	..... Jordy Nelson
1991	..... Vai Sikahema	2003	..... Gilbert Brown	2015	..... Sam Barrington
1992	..... Tootie Robbins	2004	..... Marco Rivera	2016	..... Jayrone Elliott
1993	..... Johnny Holland	2005	..... Donald Driver	2017	..... Mike Daniels
1994	..... George Teague	2006	..... Jon Ryan		
1995	..... Reggie White	2007	..... Chris Francies		



son on a third down and disengaged to sack Ponder for a 7-yard loss, forcing a punt...**At Dallas (Dec. 15):** Played on a defensive line-leading 43 plays and finished with two solo tackles, including one for a loss, a sack, two pressures and a QB hit. The sack came in the second quarter when he bulled himself into G Mackenzy Bernadeau and then stepped to the inside past C Travis Frederick, before bursting into the backfield to throw Romo for an 11-yard loss. Also appeared as an extra blocker on offense late in the fourth quarter, joining fellow lineman Raji in the backfield to help clear the way for RB Eddie Lacy's game-winning 1-yard TD plunge...**Vs. San Francisco (NFC Wild Card, Jan. 5):** Started at RDE and finished with four tackles (three solo, one for loss) and a sack. On the sack play, rushed to the inside against C Jonathan Goodwin, shoving him into the backfield before disengaging to drag QB Colin Kaepernick down as he attempted to escape the pocket.

**2012:** Despite missing most of the offseason program while recovering from shoulder surgery, had an active training camp and worked his way into the lineup early in the regular season...Was used primarily in the team's sub-packages, but also saw action in the base defense in addition to playing on special teams...Played in 14 regular-season games and each of the team's two playoff contests, finishing the season with 19 tackles (11 solo), two sacks, a team-best two fumble recoveries and a pass defended... Also added four tackles (one solo) in the postseason...**Vs. Chicago (Sept. 13):** Made his NFL debut against the division-rival Bears, appearing on 14 plays and finishing with one solo tackle that also went as his first career sack. Sack came when he fought off a block from veteran C Roberto Garza and wrapped up QB Jay Cutler for a 1-yard loss...**Vs. Arizona (Nov. 4):** Saw increased action with fellow rookie DE Jerel Worthy sidelined (concussion). Appeared on 20 plays and finished with three tackles (two solo) and his second sack of the season. Made the sack after executing a twist with Matthews, looping around the outside of the protection and closing quickly on QB John Skelton, dropping him for a 10-yard loss to help stall a two-minute drive before halftime...**At Detroit (Nov. 18):** Made his first career fumble recovery just before halftime, falling on a ball that was slapped from the grip of Stafford by LB Dezman Moses...**Vs. Detroit (Dec. 9):** Played a significant role as one of only four active defensive linemen with both C.J. Wilson (knee) and Neal (shoulder) sidelined with injuries. Appeared on a season-high 32 plays, finishing with three tackles (one solo) and a fumble recovery that he returned 43 yards for a TD, one of the game's most memorable and impactful plays. On the play, saw Stafford lose control of the ball on an attempted throw in what were snowy, wet conditions. Spotted and picked up the loose ball, and escaped a tackle attempt by T Gosder Cherilus before racing the remaining 43 yards to the end zone. The TD brought the Packers to within 14-10 after trailing, 14-0, earlier in the quarter. His fumble return eclipsed Matthews' record for the longest fumble return for a TD by a rookie in franchise history (42 yards, at Minnesota, Oct. 5, 2009). Also became the club's first rookie DL to score on a fumble return since Ernie Pannell (at Pittsburgh, Nov. 23, 1941)...**2012 Draft:** Selected by the Packers with the first of two choices in the fourth round (132nd overall).

**COLLEGE:** A four-time letterman and two-year starter who earned All-Big Ten Conference recognition following each of his last two collegiate seasons...Appeared in 47 games during his career with 21 starts, making 123 tackles (54 solo), 27 tackles for a loss and 15½ sacks...Played on teams that went to four bowl games (three wins) during his career...Earned his degree in sociology...**Senior season (2011):** Named a permanent team captain for the defense

and enjoyed his best season, earning second-team All-Big Ten accolades from the league's coaches and honorable mention from the media...Started all 13 games and posted career highs in tackles (67), tackles for a loss (13½) and sacks (nine)...Sack total led the team, ranked third in the Big Ten and 24th nationally...Finished the season that saw him collect 23 tackles (13 solo) and five sacks in the final two regular-season contests and bowl game...Also was invited to participate in the Senior Bowl following the season, competing as a member of the North squad...Had a career day in a win at Purdue (Nov. 19), notching career highs with nine tackles (seven solo), five tackles for a loss and three sacks...Played in his third consecutive bowl game vs. Oklahoma (Insight Bowl, Dec. 30), posting five tackles, including three for a loss, and two sacks...**Junior season (2010):** Enjoyed what was his first season as a starter, appearing in all 13 games and starting eight of them at defensive tackle, earning honorable mention All-Big Ten honors from both the league's coaches and media...Finished with 40 tackles (17 solo), including 11 for a loss and four sacks...Saw extended action in a 45-0 shutout victory vs. Ball State (Sept. 25), making a season-high six tackles (four solo), including four for a loss, and a sack. Earned Big Ten Co-Defensive Player of the Week honors for his performance...**Sophomore season (2009):** Appeared in all 13 games on special teams and as a rotational player up front, recording 10 tackles and 1½ sacks for an Iowa team that posted an 11-2 record and won both the Big Ten title and the FedEx Orange Bowl over No. 9-ranked Georgia Tech...**Redshirt freshman season (2008):** Saw his first collegiate action after redshirting his first season on campus in 2007, appearing in spot duty both on defense and on special teams...For the season, appeared in eight games and tallied six tackles (four solo) and the first sack of his career.

**PERSONAL:** Given name Michael Wayne Daniels Jr. ... Born in Stratford, N.J. ... Father, Mike Sr., played baseball at Rutgers-Camden University, and his brother, Sean, played LB at Temple, played on defensive line for the Philadelphia Soul of the Arena Football League and now plays for the Green Bay Blizzard of the Indoor Football League...Names his older sister, Jeneca, who is retired from the Air Force, and his best friend, Mike Saenz, as the two biggest influences on him as an athlete, citing the fact that they never let him quit or make excuses...Participated in the NFL Personal Finance Camp during the 2016 offseason...**High school:** Lettered three times as both a DL and RB at Highland Regional High School in Blackwood, N.J., serving as a two-time team captain and recording 222 tackles and 27 sacks in his varsity career...Earned first-team all-conference honors as a senior in 2006 after recording 97 tackles and 12 sacks, and running for 1,029 yards and 12 TDs on offense...Posted 84 tackles and nine sacks as a junior in 2005, also gaining 844 yards and scoring seven TDs on offense...Lettered four years in track and field and three times in wrestling...**Community involvement:** Has hosted the Mike Daniels Youth Football Camp the past three years in both Wisconsin and his home state of New Jersey... While in college, volunteered at The Spot, an organization that provides activity programming for at-risk youth, and also held a job stocking shelves at a grocery store in Iowa City...Attended the annual Families of Children With Cancer holiday party...Appeared as a guest at the Boys and Girls Club of the Fox Valley's Leaders and Legends event and also participated in the PALS Program and Phoenix Fitness Fun Party in 2012...Other community activities include signing autographs and posing for photos at events benefiting Bell in Health, The Salvation Army and the Jerry Parins Cruise for Cancer...Residence: Blackwood, N.J.

## MIKE DANIELS' PRO STATISTICS

Year	Team	GP	GS	—Tackles—					Interceptions					Fumbles		
				Tot	Solo	Asst	Sk	Yds	No	Yds	Lg	TD	PD	FF	FR	Yds
2012	Green Bay	14	0	19	11	8	2	11	0	0	0	0	1	0	2	43
2013	Green Bay	16	1	37	22	15	6½	43½	0	0	0	0	0	0	0	0
2014	Green Bay	16	16	69	42	27	5½	45½	0	0	0	0	0	0	0	0
2015	Green Bay	16	16	66	40	26	4	21½	1	6	6	0	2	1	0	0
2016	Green Bay	16	16	44	29	15	4	41	0	0	0	0	1	0	1	0
2017	Green Bay	14	14	72	42	30	5	42	0	0	0	0	0	1	0	0
<b>NFL totals (six years)</b>		<b>92</b>	<b>63</b>	<b>307</b>	<b>186</b>	<b>121</b>	<b>27</b>	<b>204½</b>	<b>1</b>	<b>6</b>	<b>6</b>	<b>0</b>	<b>4</b>	<b>2</b>	<b>3</b>	<b>43</b>

## PLAYOFFS

Year	Team	GP	GS	—Tackles—					Interceptions					Fumbles		
				Tot	Solo	Asst	Sk	Yds	No	Yds	Lg	TD	PD	FF	FR	Yds
2012	Green Bay	2	0	4	1	3	0	0	0	0	0	0	0	0	0	0
2013	Green Bay	1	1	4	3	1	1	5	0	0	0	0	0	0	0	0
2014	Green Bay	2	2	10	7	3	½	2½	0	0	0	0	0	0	0	0
2015	Green Bay	2	2	5	2	3	1	8	0	0	0	0	1	0	0	0
2016	Green Bay	3	3	13	10	3	0	0	0	0	0	0	0	0	0	0
<b>Postseason</b>		<b>10</b>	<b>8</b>	<b>36</b>	<b>23</b>	<b>13</b>	<b>2½</b>	<b>15½</b>	<b>0</b>	<b>0</b>	<b>0</b>	<b>0</b>	<b>1</b>	<b>0</b>	<b>0</b>	<b>0</b>

**Additional Statistics:** Career sacks — Christian Ponder (4½), Russell Wilson (2½), Sam Bradford (2), Teddy Bridgewater (2), Matthew Stafford (2), Jay Cutler, Andy Dalton, Philip Rivers, Ben Roethlisberger, Tony Romo, Matt Ryan, John Skelton, Alex Smith, Geno Smith, Mitchell Trubisky, Brandon Weeden, Carson Wentz, Tom Brady (½), Nick Foles (½), Josh McCown (½), Jameis Winston (½). Career interceptions — Carson Palmer.

**NFL debut:** vs. Chicago, 9/13/12

**First NFL start:** vs. Minnesota, 11/24/13

**First NFL sack:** vs. Chicago, 9/13/12 (J.Cutler)

**First NFL interception:** vs. Arizona, 12/27/15 (C.Palmer)

**Touchdowns (1):** vs. Detroit, 12/9/12, 43-yard fumble return

## CAREER TRANSACTIONS

- 2012 Selected by Green Bay Packers as first of two choices in the fourth round (132nd overall) of '12 NFL Draft, April 28 (free agency compensatory pick)...Signed first contract, May 11.
- 2015 Signed contract extension, Dec. 14.

## DANIELS' SINGLE-GAME CAREER HIGHS

## Tackles

Total ..... 10, vs. StL (10/11/15)

Solo ..... 9, vs. StL (10/11/15)

Sacks ..... 2, at Min. (10/27/13)

## PACKERS' LONGEST WINNING AND LOSING STREAKS, VS. ONE OPPONENT

## WINNING STREAKS, ALL-TIME

15	Chicago Cardinals	1937-46
10	Detroit	1940-45
	Chicago Bears	1994-98
	Detroit	2005-10
9	Philadelphia	1933-46
	Pittsburgh Pirates/Steelers	1933-46
	San Francisco	1996-2010

## WINNING STREAKS, ACTIVE

7	Oakland	1990-2015
	San Diego/Los Angeles Chargers	1993-2015
5	St. Louis/Los Angeles Rams	2007-15
4	Chicago Bears	2016-17
3	Cleveland	2009-17
	Seattle	2015-17
	Tampa Bay	2011-17

## LOSING STREAKS, ALL-TIME

11	L.A. Rams	1948-53
	Detroit	1949-54
8	Miami	1971-94
	Chicago Bears	1985-88
7	Chicago Cardinals	1946-49
	San Francisco	1951-54
	Minnesota	1975-78

## LOSING STREAKS, ACTIVE

5	Pittsburgh	1998-2017
2	Indianapolis	2012-16
	New Orleans	2014-17
	Carolina	2015-17
	Atlanta	2016-17
	Detroit	2017
	Minnesota	2017

\* Regular-season games only





# Trevor DAVIS

Wide Receiver  
California

Third NFL Season | Third Packers Season



Ht: 6-1 Wt: 188

Born: July 4, 1993

NFL Games  
Played/Started: 27/0

Acquired: D5-16

## PRO HIGHLIGHTS:

► Has a 12.2-yard average on punt returns since 2016, good for No. 2 in the NFL (min. 30 att.) behind only Chiefs WR Tyreek Hill (12.4).

► Is one of only three players in the league (Rams WR Pharoah Cooper, Jets WR Andre Roberts) to rank in the top 10 in the league in both punt-return average and kickoff-return average (No. 9, 22.7) since 2016.

► Joins Hill as the only players in the league to have a punt return of 55-plus yards in both of the last two seasons (2016-17).

► Played in all 16 games in 2017, ranking No. 3 in the NFL in punt-return average (12.0 avg.) and No. 8 in the NFL in kickoff-return average (22.8 avg.).

► Among players with 20-plus punt returns in a season, his 12.0-yard average on punt returns last season ranks No. 6 in franchise history.

► Ranked No. 4 in the NFL in total yards on kick returns in 2017 with 996, the most by a Packer since WR Randall Cobb posted 1,256 yards in 2012.

► Earned NFC Special Teams Player of the Week recognition for his performance at Cleveland last season in Week 14, one that included a career-long 65-yard punt return late in the fourth quarter that set up the game-tying score in the eventual overtime win.

► Played in 11 games as a rookie in 2016, seeing time on offense and special teams. Had three catches for 24 yards (8.0 avg.) and a TD, nine punt returns for 115 yards (12.8 avg.) and three kickoff returns for 64 yards (21.3 avg.).

► Posted a 55-yard punt return in 2016 at Atlanta in Week 8, the longest punt return by a Packer since DB Micah Hyde's 55-yarder for a TD vs. Detroit on Dec. 28, 2014.

► Selected by Green Bay in the fifth round of the 2016 NFL Draft with the No. 163 overall selection. Was the fourth player selected by GM Ted Thompson from the University of California-Berkeley, joining QB Aaron Rodgers (2005), LB Desmond Bishop (2007) and TE Richard Rodgers (2014).

**2017 SEASON:** Played in all 16 games, serving as the primary returner for both kickoffs and punts...Returned 24 punts for 289 yards (12.0 avg.) with 22 fair catches and 31 kickoffs for 707 yards (22.8 avg.)...Ranked No. 3 in the NFL in punt-return average and No. 8 in the NFL in kickoff-return average...Ranked No. 4 in the NFL in total yards on kick returns with 996, the most by a Packer since Cobb in 2012 (1,236 yards)...Among players with 20-plus punt returns in a season, his 12.0-yard average ranks No. 6 in franchise history...Added four tackles on special teams...Also had five receptions for 70 yards (14.0 avg.) and two carries for 13 yards (6.5 avg.)...**Vs. Cincinnati (Sept. 24):** Returned five punts for 70 yards (14.0 avg.), including a 33-yard return in the first quarter out to the Green Bay 40...**Vs. Detroit (Nov. 6):** Had a career-high seven kickoff returns for a career-best 140 yards (20.0 avg.), the most kickoff returns by a Packer since WR Jordy Nelson had seven vs. Detroit on Oct. 3, 2010. Added a 9-yard run, a 5-yard catch

## AT A GLANCE ...

- Has a 12.2-yard average on punt returns since 2016, good for No. 2 in the NFL (min. 30 att.) behind only Chiefs WR Tyreek Hill (12.4).
- Is one of only three players in the league (Rams WR Pharoah Cooper, Jets WR Andre Roberts) to rank in the top 10 in the league in both punt-return average and kickoff-return average (No. 9, 22.7) since 2016.
- Joins Hill as the only players in the league to have a punt return of 55-plus yards in both of the last two seasons (2016-17).
- Played in all 16 games in 2017, ranking No. 3 in the NFL in punt-return average (12.0 avg.) and No. 8 in the NFL in kickoff-return average (22.8 avg.).
- Among players with 20-plus punt returns in a season, his 12.0-yard average on punt returns last season ranks No. 6 in franchise history.
- Ranked No. 4 in the NFL in total yards on kick returns in 2017 with 996, the most by a Packer since WR Randall Cobb posted 1,256 yards in 2012.
- As a junior at Cal in 2014, earned first-team All-Pacific-12 honors at kick returner from *Phil Steele's College Football* and second-team recognition from *CollegeSportsMadness.com* after ranking No. 2 nationally and No. 1 in the Pac-12 by averaging a school-record 32.6 yards per kickoff return.

and a tackle on special teams...**At Chicago (Nov. 12):** Returned four punts for 42 yards (10.5 avg.) and added two kickoff returns for 51 yards (25.5 avg.), including a career-long 34-yarder out to the Chicago 46 on the opening kickoff of the second half...**Vs. Tampa Bay (Dec. 3):** Posted a career-high (min. three returns) 30.3-yard average on four kickoff returns, the top mark by a Packer since WR Ty Montgomery's 35.3-yard average on three returns vs. Chicago on Sept. 13, 2015...**At Cleveland (Dec. 10):** Returned two punts for 63 yards (31.5 avg.), highlighted by a career-long 65-yard return late in the fourth quarter that set up the game-tying score. With the Packers trailing, 21-14, fielded Britton Colquitt's punt at the Green Bay 10-yard line, initially taking it to the right before cutting it back to the left to avoid a host of defenders as he took it down the sideline for 65 yards to the Cleveland 25 with 2:37 remaining. Also returned three kickoffs for 75 yards (25.0 avg.) and added a tackle on special teams. Earned NFC Special Teams Player of the Week honors for his performance...**At Detroit (Dec. 31):** Played 39 snaps and posted a career-high 56 receiving yards on three catches (18.7 avg.), including a career-long 29-yard grab late in the first quarter. Beat CB Darious Slay down the sideline and made a leaping catch over him for the 29-yard pickup to the Detroit 26. Midway through the fourth quarter, caught a quick pass from QB Brett Hundley and eluded a host of defenders as he took it down the middle of the field for a 21-yard gain. Also returned two punts for 46 yards (23.0 avg.), including a 28-yarder in the fourth quarter, and three kickoffs for 36 yards (12.0 avg.).

**2016:** Played in 11 games, seeing time on offense and special teams...Had three catches for 24 yards (8.0 avg.) and a TD, nine punt returns for 115 yards (12.8 avg.) with

11 fair catches and three kickoff returns for 64 yards (21.3 avg.)...Was inactive for four games (Week 1 due to injury, three others as healthy scratch) and dressed but did not play in another...Also appeared in two postseason games...  
**At Minnesota (Sept. 18):** Made his NFL debut, seeing limited action on offense and special teams. Played five snaps on offense and handled punt-return duties late in the game (one fair catch, no returns)...**Vs. Detroit (Sept. 25):** Played 12 snaps on offense and nine on special teams, returning one punt for 1 yard and drawing a 66-yard pass-interference penalty early in the second quarter. Got past CB Nevin Lawson deep down the middle of the field before being tripped up by him inside the 5-yard line as QB Aaron Rodgers rolled to his left and threw the deep pass to him. The penalty gave Green Bay the ball at the Detroit 2, and Rodgers found TE Richard Rodgers on the next play for a TD pass...**Vs. Dallas (Oct. 16):** Posted a 25-yard punt return late in the second quarter as he took the return out to the Green Bay 46...**At Atlanta (Oct. 30):** Saw the most significant action of his career on offense to that point, appearing on 36 snaps and delivering three catches for 24 yards (8.0 avg.) and a TD. With just over 4:30 remaining in the first half, posted his first career TD catch when he hauled in a 9-yard pass from a scrambling QB Aaron Rodgers, getting both feet in bounds near the front pylon with CB Brian Poole blanketing him in coverage. Teamed up with WR Geronimo Allison as they became the first Green Bay rookie duo to both catch a TD pass in the same game since Joe Johnson and Max McGee on Dec. 12, 1954, at the Los Angeles Rams. Also returned two punts for 60 yards (30.0 avg.), highlighted by his career-long 55-yard return down the sideline in the second quarter to the Atlanta 15 that set up his own TD catch four plays later. His punt return was the longest by a Packer since Hyde's 55-yarder for a TD vs. Detroit on Dec. 28, 2014...**Vs. Indianapolis (Nov. 6):** Posted the first kickoff returns of his career, returning three kicks for 64 yards (21.3 avg.)...**2016 Draft:** Selected by the Packers in the fifth round (No. 163 overall). Became the first WR drafted by the Packers out of California-Berkeley.

**COLLEGE:** Played two seasons at Cal and totaled 2,300 all-purpose yards, including 1,071 yards receiving and seven touchdown catches on 64 receptions (16.7 avg.), 1,110 yards and two TDs on 45 kick returns (24.7 avg.) and 115 yards on 14 punt returns (8.2 avg.)...Began his career at Hawai'i, appearing in 15 games with 10 starts and posting 45 receptions for 601 yards (13.4 avg.) and five TDs...Earned his degree in sociology...**Senior season (2015):** Set career highs in games played (13), starts (nine), all-purpose yards (team-high 1,407), kickoff returns (32), kickoff return yards (team-best 686), receptions (40), receiving yards (672) and yards per reception (16.8 avg., No. 2 on the team)...Also recorded two receiving touchdowns, three rushes for 4 yards (1.3 avg.) and six punt returns for 45 yards (7.5 avg.)...Finished with three receptions of 50 yards or more (50 at Utah, 54 vs. Oregon State, 75 vs. San Diego State)...Registered 100-plus all-purpose yards in eight games...Selected to the Paul Hornung Award watch list for the honor given annually to the most versatile player in college football...Named second-team pre-season All-America as a kick returner by *Sporting News*, second-team pre-season All-Pacific-12 by *Athlon* and third-team pre-season All-Pac-12 by *Phil Steele's College Football*...Recorded a career-high 138 yards on three receptions (46.0 avg.) vs. San Diego State (Sept. 12), including a season-long 75-yard TD catch...Tallied season highs in receptions (seven for 80 yards, 11.4 avg.), kick returns (six for 111 yards, 18.5 avg.) and all-purpose yards (191) at Stanford (Nov. 21)...**Junior season (2014):** Saw action in 10 games with two starts in his first season playing for Cal...Earned first-team All-Pac-12 honors at kick returner from

*Phil Steele's College Football* and second-team recognition from CollegeSportsMadness.com...Named first-team Mid-season All-Pac-12 and third-team Midseason All-America as a kick returner by *Phil Steele's College Football*...Ranked No. 2 nationally and No. 1 in the Pac-12 by averaging 32.6 yards per kick return, a school record...Also set a school record with two kickoff returns for touchdowns, which was tied for No. 2 nationally and in the Pac-12...Totaled 424 yards on 13 kick returns and 70 yards on eight punt returns (team-best 8.8 avg.)...Recorded 399 yards and five TDs on 24 receptions (team-high 16.6 avg.)...Finished second on the team with 893 all-purpose yards and third with seven total touchdowns...Recorded a season- and team-high 93 yards receiving on three receptions (31.0 avg.), including a career-long 76-yard touchdown reception in the first game of his Cal career, at Northwestern (Aug. 30)...Earned CBSSports.com National Specialist of the Week, SEVEN Magazine Royal Purple Las Vegas Bowl Pac-12 Player of the Week, Pac-12 Special Teams Player of the Week and California Muscle-Milk Student-Athlete of the Week after recording a career-high four touchdowns at Washington State (Oct. 4), the most by a Cal player since RB Jahvid Best at Minnesota in 2009, and 280 all-purpose yards, the most by a Golden Bear since Best had 311 vs. Washington in 2008...Became the 20th player in FBS history and the third in the Pac-12 to bring back two consecutive kickoff returns for touchdowns (100 and 98 yards) in a single game...The two returns for touchdowns were tied for the third and seventh longest in school history...Two of his four touchdowns were part of a three-reception, 82-yard outing, including a game-winning 51-yarder in the fourth quarter...Also set single-game school records for kickoff return touchdowns (two), kickoff return yards (198) and kickoff return average (99.0)...**Redshirt season (2013):** Redshirted after transferring to Cal from Hawai'i and sat out the season due to NCAA transfer rules...**Sophomore season (2012):** Started four of eight games played for Hawai'i...Recorded 17 receptions for 235 yards (13.8 avg.) and finished second on the team with two receiving TDs...Registered a season-best 85 yards on three receptions (28.3 avg.) with a TD vs. Lamar (Sept. 15)...**Freshman season (2011):** Appeared in seven games with six starts, recording 28 receptions for 366 yards (13.1 avg.) and three touchdowns for Hawai'i...Made his first career start and finished with four catches for 32 yards (8.0 avg.) at Idaho (Oct. 29)...Set a season high with seven receptions for 81 yards (11.6 avg.) and two touchdowns vs. Tulane (Nov. 26)...Hauled in six catches for a season-best 111 yards (18.5 avg.), including a season-long 79-yard TD, vs. BYU (Dec. 3).

**PERSONAL:** Given name Trevor Lee Davis...Born in San Francisco, Calif. ...Has twin boys, Braden and Camden...His second cousin is former NFL QB Donovan McNabb...**High school:** A two-year letterwinner in football, a three-year letterwinner in track and field and an honor-roll student at Alhambra High School in Martinez, Calif. ...Named to the East Bay all-star team and listed among the top 20 East Bay football prospects...Played in the Holiday Classic All-Star Game between the top talent from Sacramento and the East Bay following his senior season...Named first-team All-Diablo Foothill Athletic League and honorable mention all-metro...Hauled in 43 passes for 876 yards (20.4 avg.) and nine TDs as a senior...Earned second-team all-league honors as a junior after tallying 27 catches for 504 yards (18.7 avg.) and helping lead the team to the league championship...Competed in the long jump, triple jump and spring events, setting school records in the 100 meters (10.72), 200 meters (22.15) and long jump (23-6)...**Community involvement:** Participated in the Green Bay Packers Give Back Celebrity Bowling Event...Residence: Martinez, Calif.

VETERANS  
 Community  
 Admin & Coaches  
 Davis  
 Draft & Free Agents  
 2017 Review  
 Records & History  
 Lambeau Field  
 Misc.

# TREVOR DAVIS' PRO STATISTICS

Year	Team	GP	GS	No	RECEIVING				RUSHING				
					Yds	Avg	Lg	TD	Att	Yds	Avg	Lg	TD
2016	Green Bay	11	0	3	24	8.0	9t	1	0	0	--	--	0
2017	Green Bay	16	0	5	70	14.0	29	0	2	13	6.5	9	0
<b>NFL totals (two years)</b>		<b>27</b>	<b>0</b>	<b>8</b>	<b>94</b>	<b>11.8</b>	<b>29</b>	<b>1</b>	<b>2</b>	<b>13</b>	<b>6.5</b>	<b>9</b>	<b>0</b>

Year	Team	No	Yds	Avg	Lg	TD	PUNT RETURNS					
							No	FC	Yds	Avg	Lg	TD
2016	Green Bay	3	64	21.3	26	0	9	11	115	12.8	55	0
2017	Green Bay	31	707	22.8	34	0	24	22	289	12.0	65	0
<b>NFL totals (two years)</b>		<b>34</b>	<b>771</b>	<b>22.7</b>	<b>34</b>	<b>0</b>	<b>33</b>	<b>33</b>	<b>404</b>	<b>12.2</b>	<b>65</b>	<b>0</b>

Year	Team	GP	GS	No	RECEIVING				RUSHING				
					Yds	Avg	Lg	TD	Att	Yds	Avg	Lg	TD
2016	Green Bay	2	0	0	0	--	--	0	0	0	--	--	0

Year	Team	No	Yds	Avg	Lg	TD	PUNT RETURNS				
							No	FC	Yds	Avg	Lg
2016	Green Bay	0	0	--	--	0	0	0	--	--	0

**Additional statistics:** Special teams tackles — 4 in 2017.  
 Fumbles-Lost — 1-1 in 2016.

**NFL debut:** at Minnesota, 9/18/16  
**First NFL reception:** at Atlanta, 10/30/16 (6 yards, A.Rodgers)  
**First NFL touchdown:** at Atlanta, 10/30/16 (9 yards, A.Rodgers)

### CAREER TRANSACTIONS

■ 2016 Selected by Green Bay Packers in the fifth round (163rd overall) of '16 NFL Draft, April 30...Signed first contract, May 6.

### DAVIS' SINGLE-GAME CAREER HIGHS

Receiving	
Receptions	3, at Atl. (10/30/16) and at Det. (12/31/17)
Yards	56, at Det. (12/31/17)
Long	29, at Det. (12/31/17)
Touchdowns	1, at Atl. (10/30/16)
Punt Returns	
Returns	5, vs. Cin. (9/24/17)
Yards	70, vs. Cin. (9/24/17)
Long	65, at Cle. (12/10/17)
Kickoff Returns	
Returns	7, vs. Det. (11/6/17)
Yards	140, vs. Det. (11/6/17)
Long	34, at Chi. (11/12/17) and vs. Min. (12/23/17)

# TREVOR DAVIS GAME-BY-GAME

## 2016, GREEN BAY

Date	Opp	GP	GS	No	Yds	Avg	Lg	TD
09/11	at Jax-W	(inactive)	—	shoulder				
09/18	at Min-L	1	0	0	0	--	--	0
09/25	Det-W	1	0	0	0	--	--	0
10/09	NYG-W	0	0	0	0	--	--	0
10/16	Dal-L	1	0	0	0	--	--	0
10/20	Chi-W	1	0	0	0	--	--	0
10/30	at Atl-L	1	0	3	24	8.0	9t	1
11/06	Ind-L	1	0	0	0	--	--	0
11/13	at Ten-L	1	0	0	0	--	--	0
11/20	at Was-L	1	0	0	0	--	--	0
11/28	at Phi-W	1	0	0	0	--	--	0
12/04	Hou-W	(inactive)						
12/11	Sea-W	(inactive)						
12/18	at Chi-W	(inactive)						
12/24	Min-W	(did not play)						
01/01	at Det-W	1	0	0	0	--	--	0
<b>*16 TOTALS</b>	<b>11</b>	<b>0</b>	<b>3</b>	<b>24</b>	<b>8.0</b>	<b>9t</b>	<b>1</b>	

## 2017, GREEN BAY

Date	Opp	GP	GS	No	Yds	Avg	Lg	TD
09/10	Sea-W	1	0	0	0	--	--	0
09/17	at Atl-L	1	0	1	9	9.0	9	0
09/24	Cin-W	1	0	0	0	--	--	0
09/28	Chi-W	1	0	0	0	--	--	0
10/08	at Dal-W	1	0	0	0	--	--	0
10/15	at Min-L	1	0	0	0	--	--	0
10/22	NO-L	1	0	0	0	--	--	0
11/06	Det-L	1	0	1	5	5.0	5	0
11/12	at Chi-W	1	0	0	0	--	--	0
11/19	Bal-L	1	0	0	0	--	--	0
11/26	at Pit-L	1	0	0	0	--	--	0
12/03	TB-W	1	0	0	0	--	--	0
12/10	at Cle-W	1	0	0	0	--	--	0
12/17	at Car-L	1	0	0	0	--	--	0
12/23	Min-L	1	0	0	0	--	--	0
12/31	at Det-L	1	0	3	56	18.7	29	0
<b>*17 TOTALS</b>	<b>16</b>	<b>0</b>	<b>5</b>	<b>70</b>	<b>14.0</b>	<b>29</b>	<b>0</b>	

\*NFC Wild Card Playoff; \*NFC Divisional Playoff; \*NFC Championship



Ht: 5-11 Wt: 211

Born: April 10, 1993

NFL Games

Played/Started: 32/1

Acquired: FA-16



# Marwin EVANS

Safety  
Nevada

# 25

Third NFL Season | Third Packers Season

VETERANS

## PRO HIGHLIGHTS:

- Leads the Packers with 23 tackles on special teams since 2016.
- Played in all 16 games with one start in 2017, seeing time on defense and special teams. Posted 14 tackles on defense (13 solo) and led the team with a career-high 14 tackles on special teams.
- One of five rookie free agents to make Green Bay's Week 1 roster in 2016.
- Joined S Kentrell Brice as the only 2016 rookie free agents to play in all 16 regular-season games and three postseason contests for the Packers.
- Saw time primarily on special teams as a rookie and was tied for No. 2 on the team with nine tackles during the regular season.
- Signed by Green Bay as an undrafted free agent on May 10, 2016.

**2017 SEASON:** Played in all 16 games with one start, seeing time on defense and special teams...Posted 14 tackles on defense (13 solo) and led the team with a career-high 14 tackles on special teams...**Vs. Cincinnati (Sept. 24):** Started his first career game, opening at SS with S Morgan Burnett starting as the slot corner. Registered a career-high five tackles (all solo) on defense and added a tackle on special teams...**Vs. Chicago (Sept. 28):** Appeared on eight plays on defense and 18 on special teams. Posted a tackle on special teams for the fourth straight game...**At Chicago (Nov. 12):** Played 21 snaps on defense and 23 on special teams. Early in the second quarter, forced a fumble by RB Benny Cunningham at the Green Bay 2-yard line that went out of bounds in the end zone to give the Packers the ball at their own 20. Added a solo tackle and a pass defended and led the team with a career-high three tackles on special teams...**Vs. Baltimore (Nov. 19):** Appeared on 15 plays on defense and 23 on special teams. Registered two tackles on defense (both solo) and a tackle on special teams...**At Carolina (Dec. 17):** Played 22 snaps on special teams and four on defense. With the Packers trailing, 31-24, with less than three minutes remaining in the game, recovered K Mason Crosby's onside kick at the Green Bay 48 to give the Packers the ball back. Added a solo tackle on defense...**At Detroit (Dec. 31):** Played 27 snaps on special teams and led the team with two tackles.

**2016:** Played in all 16 games, seeing time primarily on special teams, and was tied for No. 2 on the team with nine tackles...Also appeared in all three postseason contests, recording an assisted tackle on defense and two tackles on special teams...**At Minnesota (Sept. 18):** Made his first career tackle on special teams, bringing down WR Cordarrelle Patterson at the Minnesota 23 on a first-quarter kickoff return...**Vs. Detroit (Sept. 25):** Played 10 snaps on special teams and was tied for the team lead with two tackles...**Vs. Chicago (Oct. 20):** Appeared on 14 plays on special teams and registered a tackle...**Vs. Indianapolis (Nov. 6):** Played 22 snaps on special teams and two on defense,

## AT A GLANCE ...

- Leads the Packers with 23 tackles on special teams since 2016.
- Played in all 16 games for the second consecutive season and led the Packers with 14 special teams tackles in 2017. Also started his first career game (vs. Cincinnati, Week 3) and finished the season with 14 tackles (13 solo) on defense.
- One of five rookie free agents to make Green Bay's Week 1 roster in 2016, and joined S Kentrell Brice as the only rookie free agents to play in all 16 regular-season games and three postseason contests for the Packers.
- Played his freshman season at Rochester (Minn.) Community College (2011), his sophomore season at Highland (Kan.) Community College (2012) and spent three years at Utah State, redshirting in 2013 before playing two seasons (2014-15).
- Started 13 of 27 games played at Utah State, totaling 83 tackles (36 solo), including 10 for a loss, two sacks, an interception for a 90-yard touchdown return, five pass breakups and three forced fumbles.

the first action of his NFL career on defense...**At Philadelphia (Nov. 28):** Played 12 snaps on special teams, posting a tackle when he brought down RB Kenjon Barner at the Philadelphia 14 on a second-quarter kickoff return...**At Chicago (Dec. 18):** Appeared on 14 plays on special teams and posted a tackle...**Vs. Minnesota (Dec. 24):** Played 18 snaps on special teams and two on defense, recording a tackle on special teams...**At Detroit (Jan. 1):** Played 17 snaps on special teams and also saw 12 plays of action on defense with injuries in the secondary. Led the team with two tackles on special teams. With the Packers kicking off from their own 20 early in the third quarter because of a penalty, made a key stop when he brought down WR Andre Roberts at the Detroit 29 for just a 12-yard return...**Vs. N.Y. Giants (NFC Wild Card, Jan. 8):** Appeared on 18 plays on special teams and posted a tackle...**At Atlanta (NFC Championship, Jan. 22):** Appeared on 25 plays on defense and 17 on special teams, recording an assisted tackle on defense and a stop on special teams...**2016 Draft:** Signed by Green Bay as an undrafted free agent on May 10, 2016.

**COLLEGE:** Played his freshman season at Rochester (Minn.) Community College (2011) and his sophomore season at Highland (Kan.) Community College (2012), then spent three years at Utah State, redshirting in 2013 before playing two seasons (2014-15)...Started 13 of 27 games played for the Aggies, totaling 83 tackles (36 solo), 10 tackles for a loss, two sacks, an interception for a 90-yard touchdown return, five pass breakups and three forced fumbles...Earned his degree in sociology...**Senior season (2015):** Made the start in all 13 games played, recording career highs across the board in tackles (73), solo tackles (33), tackles for a loss (10), sacks (two), interceptions (one), pass breakups (five) and forced fumbles (two)...Registered seven games with at least five tackles, including back-to-back double-digit-tackle performances to end the season...Turned in a two-sack effort at Fresno State (Oct. 10), with one sack leading to a forced fumble and recovery for the Aggies...Intercepted the only pass of his career and

Community

Admin & Coaches

Evans

Draft & Free Agents

2017 Review

Records & History

Lambeau Field

Misc.

returned it 90 yards for a touchdown in Utah State's 52-26 win vs. Boise State (Oct. 16), adding three tackles (two solo) and a forced fumble... Led the team with a career-high 14 tackles (seven solo), including a tackle for a loss, vs. Brigham Young (Nov. 28)...**Junior season (2014):** Appeared in all 14 games, recording 10 tackles (three solo) and a forced fumble... Forced a fumble and added a solo tackle at Wyoming (Nov. 7)...**Sophomore season (2012):** Played at Highland (Kan.) Community College, where he recorded 22 tackles (19 solo) and two interceptions in six games played... Earned honorable mention All-Kansas Jayhawk Community College Conference recognition... Contributed six solo tackles, two interceptions and a

pass breakup vs. Butler (Sept. 22)...**Freshman season (2011):** Played at Rochester (Minn.) Community College.

**PERSONAL:** Given name Marwin Evans; nickname is "Money Marvin"... Born in Milwaukee, Wis. ...**High school:** Attended Oak Creek (Wis.) High School and was named his team's Defensive Back of the Year as a senior... Was an honorable mention all-area selection and earned first-team Southeast Conference honors as a senior... Earned honorable mention all-conference honors as a junior... Was a member of the track and field team and played basketball... Residence: Milwaukee, Wis.

## MARWIN EVANS' PRO STATISTICS

Year	Team	GP	GS	—Tackles—					Interceptions					Fumbles				
				Tot	Solo	Asst	Sk	Yds	No	Yds	Lg	TD	PD	FF	FR	Yds		
2016	Green Bay	16	0	0	0	0	0	0	0	0	0	0	0	0	0	0	0	0
2017	Green Bay	16	1	14	13	1	0	0	0	0	0	0	0	1	1	0	0	0
<b>NFL totals (two years)</b>		<b>32</b>	<b>1</b>	<b>14</b>	<b>13</b>	<b>1</b>	<b>0</b>	<b>0</b>	<b>0</b>	<b>0</b>	<b>0</b>	<b>0</b>	<b>0</b>	<b>1</b>	<b>1</b>	<b>0</b>	<b>0</b>	<b>0</b>

Year	Team	GP	GS	—Tackles—					Interceptions					Fumbles				
				Tot	Solo	Asst	Sk	Yds	No	Yds	Lg	TD	PD	FF	FR	Yds		
2016	Green Bay	3	0	1	0	1	0	0	0	0	0	0	0	0	0	0	0	0

**Additional statistics:** Recovered onside kick at Carolina, 12/17/17. Special teams tackles — 9 in 2016, 2 in '16 playoffs, 14 in 2017; NFL total: 23.

**NFL debut:** at Jacksonville, 9/11/16  
**First NFL start:** vs. Cincinnati, 9/24/17

### CAREER TRANSACTIONS

■ 2016 Signed by Green Bay Packers as undrafted free agent, May 6.

## MARWIN EVANS GAME-BY-GAME

### 2016, GREEN BAY

Date	Opp	GP	GS	Tot	So	As	Sk	Yd	Int	Yd	Lg	TD	PD	FF	FR
09/11	at Jax-W	1	0	0	0	0	0	0	0	0	0	0	0	0	0
09/18	at Min-L	1	0	0	0	0	0	0	0	0	0	0	0	0	0
09/25	Det-W	1	0	0	0	0	0	0	0	0	0	0	0	0	0
10/09	NYG-W	1	0	0	0	0	0	0	0	0	0	0	0	0	0
10/16	Dal-L	1	0	0	0	0	0	0	0	0	0	0	0	0	0
10/20	Chi-W	1	0	0	0	0	0	0	0	0	0	0	0	0	0
10/30	at Atl-L	1	0	0	0	0	0	0	0	0	0	0	0	0	0
11/06	Ind-L	1	0	0	0	0	0	0	0	0	0	0	0	0	0
11/13	at Ten-L	1	0	0	0	0	0	0	0	0	0	0	0	0	0
11/20	at Was-L	1	0	0	0	0	0	0	0	0	0	0	0	0	0
11/28	at Phi-W	1	0	0	0	0	0	0	0	0	0	0	0	0	0
12/04	Hou-W	1	0	0	0	0	0	0	0	0	0	0	0	0	0
12/11	Sea-W	1	0	0	0	0	0	0	0	0	0	0	0	0	0
12/18	at Chi-W	1	0	0	0	0	0	0	0	0	0	0	0	0	0
12/24	Min-W	1	0	0	0	0	0	0	0	0	0	0	0	0	0
01/01	at Det-W	1	0	0	0	0	0	0	0	0	0	0	0	0	0
<b>'16 TOTALS</b>		<b>16</b>	<b>0</b>	<b>0</b>	<b>0</b>	<b>0</b>	<b>0</b>	<b>0</b>	<b>0</b>	<b>0</b>	<b>0</b>	<b>0</b>	<b>0</b>	<b>0</b>	<b>0</b>

01/08 NYG-W 1 0 0 0 0 0 0 0 0 0 0 0 0 0 0 0  
 01/15 at Dal-W 1 0 0 0 0 0 0 0 0 0 0 0 0 0 0 0  
 01/22 at Atl-L 1 0 1 0 1 0 0 0 0 0 0 0 0 0 0 0  
**PLAYOFFS** 3 0 1 0 1 0 0 0 0 0 0 0 0 0 0 0

\*NFC Wild Card Playoff; \*NFC Divisional Playoff; \*NFC Championship

### 2017, GREEN BAY

Date	Opp	GP	GS	Tot	So	As	Sk	Yd	Int	Yd	Lg	TD	PD	FF	FR
09/10	Sea-W	1	0	0	0	0	0	0	0	0	0	0	0	0	0
09/17	at L-L	1	0	0	0	0	0	0	0	0	0	0	0	0	0
09/24	Cin-W	1	1	5	5	0	0	0	0	0	0	0	0	0	0
09/28	Chi-W	1	0	0	0	0	0	0	0	0	0	0	0	0	0
10/08	Dal-W	1	0	0	0	0	0	0	0	0	0	0	0	0	0
10/15	at Min-L	1	0	1	1	0	0	0	0	0	0	0	0	0	0
10/22	NO-L	1	0	2	1	1	0	0	0	0	0	0	0	0	0
11/06	Det-L	1	0	2	2	0	0	0	0	0	0	0	0	0	0
11/12	at Chi-W	1	0	1	1	0	0	0	0	0	0	0	0	1	0
11/19	Bal-L	1	0	2	2	0	0	0	0	0	0	0	0	0	0
11/26	at Pit-L	1	0	0	0	0	0	0	0	0	0	0	0	0	0
12/03	TB-W	1	0	0	0	0	0	0	0	0	0	0	0	0	0
12/10	at Cle-W	1	0	0	0	0	0	0	0	0	0	0	0	0	0
12/17	at Car-L	1	0	1	1	0	0	0	0	0	0	0	0	0	0
12/23	Min-L	1	0	0	0	0	0	0	0	0	0	0	0	0	0
12/31	at Det-L	1	0	0	0	0	0	0	0	0	0	0	0	0	0
<b>'17 TOTALS</b>		<b>16</b>	<b>1</b>	<b>14</b>	<b>13</b>	<b>1</b>	<b>0</b>	<b>0</b>	<b>0</b>	<b>0</b>	<b>0</b>	<b>0</b>	<b>1</b>	<b>0</b>	<b>0</b>

### GREEN BAY PACKERS

#### MOST SPECIAL TEAMS TACKLES, SEASON

35	John Dorsey	1984	24	Mike C. McCoy	1976	22	Steve Wagner	1979
34	Guy Prather	1981	23	Steve Wagner	1977		Mike Jolly	1980
30	John Dorsey	1985		Steve Wagner	1978		Jim Laughlin	1983
29	Randy Scott	1981		Guy Prather	1982		Cliff Lewis	1984
	Cliff Lewis	1983		Burnell Dent	1989		Jackie Harris	1990
26	Guy Prather	1984		Marviel Underwood	2005		Paris Lenon	2002
25	Jason Hunter	2007					Brady Poppinga	2005
							Desmond Bishop	2009

since 1976

Ht: 6-5 Wt: 245

Born: November 25, 1991

NFL Games

Played/Started: 29/2

Acquired: D3-16



# Kyle FACKRELL

Linebacker  
Utah State

# 51

Third NFL Season | Third Packers Season

VETERANS

## PRO HIGHLIGHTS:

► Played in all 16 games with two starts, seeing time on defense and special teams. Posted 34 tackles (23 solo), six tackles for a loss, three sacks, a fumble recovery, nine QB hits and 20 QB pressures (tied for No. 2 on the team). Added three tackles on special teams.

► Played in 13 games as a rookie, seeing time on defense and special teams. Was tied for No. 2 on the team with nine tackles on special teams.

► Recorded nine tackles (all solo), two sacks, a forced fumble, six QB pressures, a QB hit and a pass defended in the 2016 regular season.

► Posted sacks in back-to-back games in 2016, vs. Detroit and vs. the N.Y. Giants.

► Appeared in all three playoff contests in '16 and posted an assisted tackle on defense and a tackle on special teams.

**2017 SEASON:** Played in all 16 games with two starts, seeing time on defense and special teams...Posted 34 tackles (23 solo), six tackles for a loss, three sacks, a fumble recovery, nine QB hits and 20 QB pressures (tied for No. 2 on the team)...Added three tackles on special teams...**Vs. Seattle (Sept. 10):** Played 12 snaps on defense and 21 on special teams. Registered a QB pressure, a QB hit and the first fumble recovery of his career. On third down on Seattle's opening series of the second half, fought off a block from G Mark Glowinski to recover a QB Russell Wilson fumble after DT Mike Daniels stripped Wilson on the sack. The recovery at the Seattle 6 set up RB Ty Montgomery's TD run on the next play, giving the Packers a 7-3 lead they would never relinquish...**Vs. Cincinnati (Sept. 24):** Appeared on 41 plays on defense and posted two assisted tackles, a team-high five QB pressures and two QB hits. Also played a team-high 29 snaps on special teams...**At Minnesota (Oct. 15):** Played 31 snaps on defense and a team-high 24 on special teams. Early in the fourth quarter, fought off a block from T Mike Remmers to tackle RB Jerick McKinnon for a 2-yard loss. Added a QB pressure...**At Chicago (Nov. 12):** Appeared on 18 plays on defense and 20 on special teams. Registered two tackles (one solo) and a QB pressure on defense and a season-high two tackles on special teams...**Vs. Baltimore (Nov. 19):** Played 34 snaps on defense and 23 on special teams. Recorded a career-high seven tackles (five solo) on defense, including a sack and two additional tackles for a loss. Early in the second quarter, stopped RB Danny Woodhead for just a 1-yard gain on a screen pass on third-and-16 to force a Baltimore punt. Later in the second quarter, beat RT Austin Howard with an inside move and sacked QB Joe Flacco for an 8-yard loss. Brought down RB Alex Collins for a 3-yard loss on a fourth-quarter run...**At Pittsburgh (Nov. 26):** Made his first career start, opening up at ROLB in place of an injured Clay Matthews (groin), and registered two tackles (both solo) and three QB pressures...**Vs. Tampa Bay (Dec. 3):** Played 31 snaps on defense and recorded three tackles (two solo), a QB pressure and two QB hits. Also appeared on 23 plays on special teams, tied for the most on the team...**At Cleveland (Dec. 10):** Appeared

## AT A GLANCE ...

- Played in all 16 games and made his first two career starts in 2017, seeing time on defense and special teams for the second straight season. Was tied for No. 2 on the team with 20 quarterback pressures.
- Played in 13 games as a rookie and was tied for No. 2 on the team with nine tackles on special teams.
- Appeared in all three postseason contests in 2016 and posted an assisted tackle on defense and a tackle on special teams.
- Selected by Green Bay in the third round of the 2016 NFL Draft with the No. 88 overall selection, the first Utah State player to be picked by the Packers since DB Ed Berry in 1986 (seventh round).
- Was named first-team All-Mountain West as a senior in 2015 after ranking first in the nation with five fumble recoveries and posting a school-record 12 QB hurries.
- Became one of just 15 players in school history to earn first-team or second-team all-conference recognition three times during his career (2012-13, '15).
- Entered Utah State as a walk-on in 2011 before a scholarship opened up in the fall.
- Earned 5A-I all-region honors on both offense and defense as a senior in 2009 at Mesa (Ariz.) High School, seeing action at LB, QB and WR as he led the Jackrabbits to their first 5A state championship appearance in 17 years.

on 30 plays on defense and 20 on special teams. Late in the first quarter, fought off a block from G Joel Bitonio to bring down QB DeShone Kizer for a zero-yard sack on third down as the Packers forced a Cleveland punt...**Vs. Minnesota (Dec. 23):** Started at ROLB in place of an injured Matthews (hamstring), appearing on 39 plays and posting five tackles (three solo), a sack, three QB pressures and a QB hit. On a third-and-1 in the second quarter, chased down QB Case Keenum as he rolled to his left, wrapping him up for a 4-yard sack to force a Minnesota punt. Also fielded a kickoff and returned it 11 yards...**At Detroit (Dec. 31):** Played 23 snaps on defense and 17 on special teams. Registered two tackles (both solo), including a tackle for a loss, and two QB pressures.

**2016:** Played in 13 games, seeing time on defense and special teams...Recorded nine tackles (all solo), two sacks, a forced fumble, six QB pressures, a QB hit and a pass defended...Was tied for No. 2 on the team with nine tackles on special teams...Was inactive for three games (Weeks 12-14) due to a hamstring injury...Also appeared in all three postseason contests and posted an assisted tackle on defense and a tackle on special teams...**At Jacksonville (Sept. 11):** Played 18 snaps on special teams, which was tied for the team high, and seven on defense in his NFL debut. Posted a tackle on special teams, bringing down RB Corey Grant at the Jacksonville 18 on the opening kickoff of the game...**Vs. Detroit (Sept. 25):** Saw increased action with Matthews (foot/hamstring) and DE/LB Datone Jones (knee) sidelined, appearing on a season-high 37 plays on defense. Posted his first career sack, beating LT Taylor Decker in the fourth quarter to wrap up QB Matthew Stafford for a 9-yard loss. Also played 22 snaps on special

Community

Admin & Coaches

Fackrell

Draft & Free Agents

2017 Review

Records & History

Lamban Field

Misc.



teams and made a tackle...**Vs. N.Y. Giants (Oct. 9):** Posted a sack for the second straight game, beating RT Bobby Hart to get to QB Eli Manning for a 6-yard loss late in the first half, also forcing the first fumble of his career on the sack, one that DT Kenny Clark recovered at the New York 33 and returned 2 yards to help set up a Mason Crosby FG as time expired in the first half. Finished with three tackles (all solo), two pressures and one QB hit. Also played 21 snaps on special teams (tied for the team lead) and tied for the team lead with two tackles, both coming on kickoff coverage...**At Tennessee (Nov. 13):** Played 29 snaps on defense and a team-high 31 on special teams. Recorded a solo tackle on defense...**At Washington (Nov. 20):** Played 22 snaps on special teams and two on defense. Led the team with two tackles on special teams, with one coming on kickoff coverage and the other on punt coverage...**At Philadelphia (Nov. 28):** Inactive due to a hamstring injury that he sustained at the tail end of the Washington game...**At Chicago (Dec. 18):** Returned to action and played a team-high 21 snaps on special teams and registered two tackles. Also appeared on four defensive plays...**Vs. N.Y. Giants (NFC Wild Card, Jan. 8):** Appeared on a team-high 27 plays on special teams and registered a tackle. Saw 15 snaps of work on defense and posted an assisted tackle...**2016 NFL Draft:** Selected by Green Bay in the third round of the 2016 NFL Draft with the No. 88 overall selection, the 13th linebacker picked in the draft.

**COLLEGE:** Started all 41 games he played in at Utah State and registered 253 tackles (104 solo), 36 tackles for a loss, 12 sacks, four interceptions (including one for a TD), eight passes defended, five forced fumbles and seven fumble recoveries...Became one of just 15 players in school history to earn first-team or second-team all-conference recognition three times during his career (2012-13, 2015)...Entered Utah State as a walk-on in 2011 before a scholarship opened up in the fall...Earned his degree in business administration in the fall of 2015...**Senior season (2015):** Started all 13 games and was named first-team All-Mountain West after ranking first in the nation with five fumble recoveries and posting a school-record 12 quarterback hurries...Earned fourth-team All-America recognition from *Phil Steele's College Football*...Ranked second on the Aggies with 82 tackles (37 solo), including a team-high 15 tackles for a loss, along with four sacks and two forced fumbles...Was named to the watch lists for the Bednarik Award, the Butkus Award, the Nagurski Trophy and the Lombardi Award...Was a semifinalist for the Butkus Award, which honors the nation's best linebacker...Recorded a season-high 11 tackles (four solo), including 2½ tackles for a loss, two QB hurries, two forced fumbles and a fumble recovery, earning Mountain West Defensive Player of the Week vs. Boise State (Oct. 16)...Earned Mountain West DPOW honors for the second time on the season after

posting 10 tackles (three solo), a fumble recovery and two QB hurries vs. Nevada (Nov. 21)...**Junior season (2014):** Played in and started just one game due to a season-ending knee injury he sustained in the season opener at Tennessee (Aug. 31)...**Sophomore season (2013):** Started all 14 games, earning second-team All-Mountain West honors and Sophomore All-America honorable mention from *College Football News*...Led the team with 13 tackles for a loss, was tied for first with two forced fumbles and ranked second with five sacks on the season...Ranked fourth on the team with 82 tackles (37 solo) and added an interception that he returned 99 yards for a TD along with two passes defended...Scored his first career offensive TD on a 4-yard reception vs. Weber State (Sept. 14)...Posted 11 tackles (five solo) and a sack at San Jose State (Sept. 27), earning Mountain West DPOW honors from *College Sports Madness*...Recorded a career-high 13 tackles (four solo), including two tackles for a loss, along with two QB hurries vs. Brigham Young (Oct. 4)...Was named the Mountain West DPOW and the National Linebacker of the Week by the College Football Performance Awards after posting nine tackles (four solo) and an interception that he returned 99 yards for a TD vs. Hawaii (Nov. 2)...It was his first career defensive TD and was tied for the third-longest INT return in school and Mountain West history...Combined with his 4-yard TD catch earlier in the season vs. Weber State, the INT made him the first Aggie to score an offensive TD and a defensive TD in the same season since Earsell Mackbee in 1964...**Redshirt freshman season (2012):** Started all 13 contests, earning first-team All-Western Athletic Conference honors as well as Freshman All-America recognition from the Football Writers Association of America (FWAA)...Became just the fourth freshman in school history to earn first-team all-conference honors and the first to be named a Freshman All-American by FWAA...Ranked second on the team and eighth in the WAC with three INTs, fourth on the team with 87 tackles and third on the team with eight tackles for a loss...His 87 tackles were good for tied for No. 3 by a freshman in school history...Finished No. 2 on the team with seven QB hurries to go along with three sacks and six passes defended.

**PERSONAL:** Given name Kyler Bruce Packrell...Last name is pronounced FACK-rull...Born in Mesa, Ariz. ... Married, wife's name is Elizabeth...The couple has two daughters, Delaney and Lucy...Was a teammate of Packers S Marwin Evans and RB Devante Mays at Utah State...Painted houses in the year between graduating high school and enrolling at Utah State in 2011...**High school:** Earned 5A-I all-region honors on both offense and defense as a senior in 2009 at Mesa (Ariz.) High School, seeing action at LB, QB and WR as he led the Jackrabbits to their first 5A state championship appearance in 17 years...Posted 68 tackles, two interceptions and a forced fumble on defense

## PACKERS HEAD-COACHING DEBUTS

Mike McCarthy, the 14th head coach in Green Bay history, became the first Packers coach to face the Bears in his debut since Vince Lombardi in 1959. No Green Bay coach has ever played his first official league contest outside Wisconsin.

Coach	Date	Opponent	Site	Result
Earl "Curly" Lambeau	10/23/21	Minneapolis Marines	Hagemeister Park, Green Bay	W, 7-6
Gene Ronzani	09/17/50	Detroit Lions	City Stadium, Green Bay	L, 45-7
Lisle Blackburn	09/26/54	Pittsburgh Steelers	City Stadium, Green Bay	L, 21-20
Ray "Scooter" McLean	09/28/58	Chicago Bears	*Lambeau Field, Green Bay	L, 34-20
Vince Lombardi	09/27/59	Chicago Bears	*Lambeau Field, Green Bay	W, 9-6
Phil Bengtson	09/15/68	Philadelphia Eagles	Lambeau Field, Green Bay	W, 30-13
Dan Devine	09/19/71	New York Giants	Lambeau Field, Green Bay	L, 42-40
Bart Starr	09/21/75	Detroit Lions	County Stadium, Milwaukee	L, 30-16
Forrest Gregg	09/02/84	St. Louis Cardinals	Lambeau Field, Green Bay	W, 24-23
Lindy Infante	09/04/88	Los Angeles Rams	Lambeau Field, Green Bay	L, 3-7
Mike Holmgren	09/06/92	Minnesota Vikings	Lambeau Field, Green Bay	L, 24-20 (ot)
Ray Rhodes	09/12/99	Oakland Raiders	Lambeau Field, Green Bay	W, 28-24
Mike Sherman	09/03/00	New York Jets	Lambeau Field, Green Bay	L, 20-16
Mike McCarthy	09/10/06	Chicago Bears	Lambeau Field, Green Bay	L, 26-0

\*—Then known as (new) City Stadium, before facility renamed Lambeau Field in 1965

and caught 36 passes for 662 yards (18.3 avg.) and five TDs on offense...Also completed 22 of 38 passes (57.9 percent) for 334 yards and four TDs with one INT...Rushed for 159 yards and three TDs on 22 carries (7.2 avg.), highlighted by a 97-yard TD run in an Oct. 2 game that was tied for the second-longest rush in school history...Added four catches for 65 yards (16.3 avg.) in that game, a performance that earned him the U.S. Air Force Team Player of the Week award...As a junior, was named team MVP after starting at QB, safety and kickoff/punt returner...Also earned 5A-I all-region honors as a junior...Lettered four

years in basketball and two years in volleyball, taking home 5A-I all-region honors in both of those sports...**Community involvement:** Participated in the Packers Give Back Celebrity Bowling event to raise money for the Northeast Wisconsin Technical College (NWTC) Promise Scholarship...Helped build a warming house at Peterson Park as part of the NFL-United Way Hometown Huddle program... Visited elementary schools and Little League football practices while he was in college...Worked as an umpire for Little League baseball games during a summer in college... Residence: Logan, Utah.

## KYLER FACKRELL'S PRO STATISTICS

Year	Team	GP	GS	—Tackles—				Interceptions					Fumbles			
				Tot	Solo	Asst	Sk	Yds	No	Yds	Lg	TD	PD	FF	FR	Yds
2016	Green Bay	13	0	9	9	0	2	15	0	0	0	0	1	1	0	0
2017	Green Bay	16	2	34	23	11	3	12	0	0	0	0	0	0	1	0
<b>NFL totals (two years)</b>		<b>29</b>	<b>2</b>	<b>43</b>	<b>32</b>	<b>11</b>	<b>5</b>	<b>27</b>	<b>0</b>	<b>0</b>	<b>0</b>	<b>0</b>	<b>1</b>	<b>1</b>	<b>1</b>	<b>0</b>

Year	Team	GP	GS	—Tackles—				Interceptions					Fumbles			
				Tot	Solo	Asst	Sk	Yds	No	Yds	Lg	TD	PD	FF	FR	Yds
2016	Green Bay	3	0	1	0	1	0	0	0	0	0	0	0	0	0	0

**Additional statistics:** Career sacks — Joe Flacco, Case Keenum, DeShone Kizer, Eli Manning, Matthew Stafford. Special teams tackles — 9 in 2016, 1 in '16 playoffs, 3 in 2017; NFL total: 12. One kickoff return for 11 yards in 2017.

**NFL debut:** at Jacksonville, 9/11/16  
**First NFL start:** at Pittsburgh, 11/26/17  
**First NFL sack:** vs. Detroit, 9/25/16 (M.Stafford)

### CAREER TRANSACTIONS

- 2016 Selected by Green Bay Packers in the third round (88th overall) of '16 NFL Draft, April 29...Signed first contract, May 12.

### FACKRELL'S SINGLE-GAME CAREER HIGHS

<b>Tackles</b>	
Total	7, vs. Bal. (11/19/17)
Solo	5, vs. Bal. (11/19/17)
<b>Sacks</b>	1, five times (last: vs. Min., 12/23/17)

## KYLER FACKRELL GAME-BY-GAME

### 2016, GREEN BAY

Date	Opp	GP	GS	Tot	So	As	Sk	Yd	Int	Yd	Lg	TD	PD	FF	FR
09/11	at Jax-W	1	0	0	0	0	0	0	0	0	0	0	0	0	0
09/18	at Min-L	1	0	1	1	0	0	0	0	0	0	0	0	0	0
09/25	Det-W	1	0	1	1	0	1	9	0	0	0	0	0	0	0
10/09	NYG-W	1	0	3	3	0	1	6	0	0	0	0	0	1	0
10/16	Dal-L	1	0	0	0	0	0	0	0	0	0	0	0	0	0
10/20	Chi-W	1	0	0	0	0	0	0	0	0	0	0	0	0	0
10/30	at Atl-L	1	0	0	0	0	0	0	0	0	0	0	0	0	0
11/06	Ind-L	1	0	3	3	0	0	0	0	0	0	1	0	0	0
11/13	at Ten-L	1	0	1	1	0	0	0	0	0	0	0	0	0	0
11/20	at Was-L	1	0	0	0	0	0	0	0	0	0	0	0	0	0
11/28	at Phi-W							(inactive — hamstring)							
12/04	Hou-W							(inactive — hamstring)							
12/11	Sea-W							(inactive — hamstring)							
12/18	at Chi-W	1	0	0	0	0	0	0	0	0	0	0	0	0	0
12/24	Min-W	1	0	0	0	0	0	0	0	0	0	0	0	0	0
01/01	at Det-W	1	0	0	0	0	0	0	0	0	0	0	0	0	0
<b>'16 TOTALS</b>		<b>13</b>	<b>0</b>	<b>9</b>	<b>9</b>	<b>0</b>	<b>2</b>	<b>15</b>	<b>0</b>	<b>0</b>	<b>0</b>	<b>1</b>	<b>1</b>	<b>0</b>	<b>0</b>

01/08	NYG-W	1	0	1	0	1	0	0	0	0	0	0	0	0	0
01/15	at Dal-W	1	0	0	0	0	0	0	0	0	0	0	0	0	0
01/22	at Atl-L	1	0	0	0	0	0	0	0	0	0	0	0	0	0
<b>PLAYOFFS</b>		<b>3</b>	<b>0</b>	<b>1</b>	<b>0</b>	<b>1</b>	<b>0</b>	<b>0</b>	<b>0</b>	<b>0</b>	<b>0</b>	<b>0</b>	<b>0</b>	<b>0</b>	<b>0</b>

\*NFC Wild Card Playoff; \*NFC Divisional Playoff; \*NFC Championship

### 2017, GREEN BAY

Date	Opp	GP	GS	Tot	So	As	Sk	Yd	Int	Yd	Lg	TD	PD	FF	FR
09/10	Sea-W	1	0	0	0	0	0	0	0	0	0	0	0	0	1
09/17	at Atl-L	1	0	1	0	1	0	0	0	0	0	0	0	0	0
09/24	Cin-W	1	0	2	0	2	0	0	0	0	0	0	0	0	0
09/28	Chi-W	1	0	1	1	0	0	0	0	0	0	0	0	0	0
10/08	at Dal-W	1	0	0	0	0	0	0	0	0	0	0	0	0	0
10/15	at Min-L	1	0	1	1	0	0	0	0	0	0	0	0	0	0
10/22	NO-L	1	0	3	2	1	0	0	0	0	0	0	0	0	0
11/06	Det-L	1	0	2	2	0	0	0	0	0	0	0	0	0	0
11/12	at Chi-W	1	0	2	1	1	0	0	0	0	0	0	0	0	0
11/19	Bal-L	1	0	7	5	2	1	8	0	0	0	0	0	0	0
11/26	at Pit-L	1	1	2	2	1	0	0	0	0	0	0	0	0	0
12/03	TB-W	1	0	3	2	1	0	0	0	0	0	0	0	0	0
12/10	at Cle-W	1	0	3	2	1	1	0	0	0	0	0	0	0	0
12/17	at Car-L	1	0	0	0	0	0	0	0	0	0	0	0	0	0
12/23	Min-L	1	1	5	3	2	1	4	0	0	0	0	0	0	0
12/31	at Det-L	1	0	2	2	0	0	0	0	0	0	0	0	0	0
<b>'17 TOTALS</b>		<b>16</b>	<b>2</b>	<b>34</b>	<b>23</b>	<b>11</b>	<b>3</b>	<b>12</b>	<b>0</b>	<b>0</b>	<b>0</b>	<b>0</b>	<b>0</b>	<b>0</b>	<b>1</b>


VETERANS  
 Community  
 Admin & Coaches  
 Fackrell  
 Draft & Free Agents  
 2017 Review  
 Records & History  
 Lambeau Field  
 Misc.

# Demetri GOODSON

# 39

Cornerback  
Baylor

Fifth NFL Season | Fifth Packers Season



Ht: 5-11 Wt: 197

Born: June 11, 1989

NFL Games

Played/Started: 26/3

Acquired: D6-14

## PRO HIGHLIGHTS:

► Spent the first 12 weeks of the season on the reserve/physically unable to perform (knee) list before being activated on Dec. 6, but after being inactive for two games (hamstring), was placed on injured reserve on Dec. 22.

► Saw action in six games in 2016, recording career highs with three starts, 14 tackles (11 solo) and two passes defended. Missed the final five regular-season games and all three postseason contests after being placed on injured reserve (Dec. 3) due to a knee injury.

► Played in 14 games and both postseason contests in his second season in 2015, seeing time on defense and special teams. Recorded nine special teams tackles, tied for No. 4 on the team.

► Was tied for No. 1 on the team with three special teams tackles in the 2015 playoffs.

► Saw action in six games and was inactive for 10 contests and both postseason games as a rookie in 2014.

► Registered six special teams tackles in '14, No. 2 on the team among rookies behind only LB Jayrone Elliott.

► Was selected by Green Bay in the sixth round with the No. 197 overall pick, becoming the first Baylor player to be drafted by the Packers since G Rell Tipton (seventh round) in 1977. Became the highest-drafted CB out of Baylor since Gary Baxter was selected by Baltimore in the second round in 2001.

**2017 SEASON:** Was activated from reserve/physically unable to perform (knee) on Dec. 6, but was placed on injured reserve (hamstring) on Dec. 22...Was on reserve/PUP for the first 12 games of the season...**At Cleveland (Dec. 10):** Inactive (hamstring)...**At Carolina (Dec. 17):** Inactive (hamstring).

**2016:** Played in six games with three starts and recorded 14 tackles (11 solo) and two passes defended... Was placed on injured reserve (knee) on Dec. 3...Was on reserve/suspended for the first four games of the season and was inactive in Week 12 (knee)...**Vs. Dallas (Oct. 16):** Saw significant action in his season debut because of injuries to CBs Sam Shields, Damarious Randall and Quinten Rollins, appearing on 36 plays. Recorded two tackles (both solo) and a pass defended...**Vs. Chicago (Oct. 20):** Started for the first time in his NFL career, opening at LCB in place of an injured Randall (groin) and appearing on all 48 snaps. Registered five tackles (three solo)...**At Atlanta (Oct. 30):** Started at LCB for the second straight week, playing 61 of 63 snaps and posting a career-high six tackles (five solo) and a pass defended. On Atlanta's opening drive, came up to drill TE Austin Hooper 3 yards short of the first-down marker on third down to force a Falcons FG. In the second quarter, got a hand in to break up QB Matt Ryan's pass intended for WR Aldrick Robinson...**At Tennessee (Nov. 13):** Played 27 snaps on defense and 22 on special teams, recording a solo tackle on defense...**At Washington (Nov. 20):** Started at LCB and played 10 snaps, but sustained a significant

## AT A GLANCE ...

- Spent the first 12 weeks of the 2017 season on the reserve/physically unable to perform (knee) list before being activated on Dec. 6, but after being inactive for two games (hamstring), was placed on injured reserve on Dec. 22.
- Saw action in six games in 2016, recording career highs with three starts, 14 tackles (11 solo) and two passes defended. Missed the final five regular-season games and all three postseason contests after being placed on injured reserve (Dec. 3) due to a knee injury.
- Played in 14 games and both postseason contests in his second season in 2015, seeing time on defense and special teams. Recorded nine special teams tackles during the regular season, tied for No. 4 on the team, and was tied for the team lead with three tackles on special teams in the playoffs.
- Saw action in six games and was inactive for 10 contests and both postseason games as a rookie in 2014. Registered six special teams tackles, No. 2 on the team among rookies behind only LB Jayrone Elliott.
- Played basketball for three seasons (2008-11) at Gonzaga, starting 68 of 69 games in his final two years for the Bulldogs and helping the team advance to the NCAA Tournament both of those seasons, before deciding to transfer to play football at Baylor, where he earned honorable mention All-Big 12 recognition as a senior in 2013.

knee injury covering a punt midway through the second quarter and did not return.

**2015:** Played in 14 games, seeing time on defense and special teams...Registered five tackles (four solo) and a pass defended on defense and nine tackles on special teams...Was inactive for two contests (Weeks 3-4) due to a hamstring injury...Also played in both postseason games and was tied for the team lead with three tackles on special teams...**Vs. Seattle (Sept. 20):** Appeared on 18 plays on special teams and registered a tackle...**At Denver (Nov. 1):** Made a leaping deflection with his left hand to break up a deep pass down the left sideline from QB Peyton Manning to WR Demaryius Thomas late in the first half on third down to force a Denver punt. Added a tackle on special teams...**At Carolina (Nov. 8):** Saw the most significant defensive action of his career with Shields and Rollins sidelined due to injuries, appearing on 49 plays, and registered a career-high five tackles (four solo). Added a tackle on special teams...**Vs. Chicago (Nov. 26):** Played 16 snaps on special teams and five on defense. Led the team with two tackles on special teams...**Vs. Dallas (Dec. 13):** Played 17 snaps on defense and one on special teams. Posted a tackle on special teams, helping to bring down WR Lucky Whitehead for a 2-yard loss on a punt return in the fourth quarter...**At Washington (NFC Wild Card, Jan. 10):** Played 17 snaps on special teams and two on defense in his NFL postseason debut. Registered two tackles on special teams, tying for the team lead...**At Arizona (NFC Divisional, Jan. 16):** Appeared on 12 plays on special teams and recorded a tackle.

**2014:** Played in six games and was inactive for the other 10 contests...Registered six tackles on special teams, No.



2 on the team among rookies behind only Elliott (15)...Also was inactive for both playoff contests...**At Seattle (Sept. 4):** Inactive due to a concussion sustained in the preseason finale vs. Kansas City (Aug. 28)...**Vs. N.Y. Jets (Sept. 14):** Returned to practice during the week, but was inactive (healthy scratch)...**At New Orleans (Oct. 26):** Made his NFL debut, appearing on two plays on kickoff coverage...**At Minnesota (Nov. 23):** With veteran CB Jarrett Bush sidelined due to a groin injury, was active and played 14 snaps on special teams. Posted two tackles, with both coming on kickoff coverage...**Vs. Atlanta (Dec. 8):** Played 12 snaps on special teams and registered a tackle, bringing down WR Devin Hester at the Atlanta 12 after an 18-yard kickoff return in the second quarter...**Vs. Detroit (Dec. 28):** Played 13 snaps on special teams and led the team with a career-high three tackles. Brought down WR Jeremy Ross at the Detroit 16 following a 19-yard kickoff return in the first quarter. Stopped Ross following a 14-yard punt return in the third quarter...**2014 Draft:** Selected by Green Bay in the sixth round with the No. 197 overall pick, becoming the first Baylor player to be drafted by the Packers since G Rell Tipton (seventh round) in 1977.

**COLLEGE:** Began his collegiate career by playing basketball for three seasons at Gonzaga (2008-11) before transferring to Baylor in 2011 to play football...Played in 19 games with 13 starts during his three seasons at Baylor, registering 43 tackles (38 solo), including two tackles for a loss, four interceptions and 19 passes defended...Earned his degree in general studies with a journalism minor at Baylor...**Senior season (2013):** Appeared in 11 games with 10 starts, earning honorable mention All-Big 12 recognition...Posted career highs in tackles (26), interceptions (three) and passes defended (16)...Tied for the team lead in interceptions and led the Bears in passes defended...Received an extra season of eligibility in 2013 after his hardship waiver was granted...Missed the opening two games of the season (vs. Wofford, vs. Buffalo) due to injury...Registered his second INT of the season vs. Oklahoma (Nov. 7), picking off a Blake Bell pass in the fourth quarter and returning it 42 yards to the Oklahoma 39, the longest INT return of his career...Posted a career-high three passes defended...**Junior season (2012):** Played in four games, starting the first three and recording 16 tackles (15 solo), including two tackles for a loss, an interception and three passes defended...Broke his arm early in the game at West Virginia (Sept. 29), an injury that would end his season...**Sophomore season (2011):** Appeared in four contests, seeing time as a reserve CB and on special teams...Posted one solo tackle on defense and returned three kickoffs for 100 yards (33.3 avg.)...Sustained a season-ending ankle injury in the fifth game of the season, at Iowa State (Oct. 8)...Made his collegiate debut, posting a solo tackle in the first football game he had played since his sophomore year of high school, vs. Stephen F. Austin (Sept. 17)...**2008-11:**

Played basketball for three seasons at Gonzaga University in Spokane, Wash. ...Started 68 of 69 games in his final two seasons for the Bulldogs, helping the team advance to the NCAA Tournament both of those seasons...Started 35 games at point guard during the 2010-11 season, one of only two players on the team to start every game, and averaged 5.2 points, 2.8 rebounds and 2.6 assists to help the Zags win their 11th consecutive West Coast Conference title...Posted a career-high 91 assists on the season...Started 33 of 34 games as a sophomore in 2009-10, with his lone non-start coming on Senior Night...Averaged 6.4 points, 2.1 rebounds and 1.8 assists that season...Recorded six double-digit scoring games, including a career-high 22 points vs. Davidson in Seattle...As a freshman, drove the length of the floor and hit a floater with 0.9 seconds remaining to give Gonzaga an 83-81 win over Western Kentucky in the second round of the 2009 NCAA Tournament, securing its first Sweet 16 berth since 2006.

**PERSONAL:** Given name Demetri Quarte Goodson... Nicknamed "Meech"...Born in Charleston W.Va. ...His older brother, Mike, was a running back with the Carolina Panthers (2009-11), Oakland Raiders (2012) and N.Y. Jets (2013)...Their father, Mike, was a two-time letterman (1985-87) in basketball at the University of Pittsburgh, and their mother, Yolanda Pike, ran track at Pittsburgh... Also has an uncle, Demetrius Gore, who played basketball at Pittsburgh from 1984-88...His half-brother, Jakar Hamilton, played safety for the Dallas Cowboys in 2013-14...**High school:** Attended Klein Collins High School in Spring, Texas, where he played football as a freshman and sophomore and basketball all four seasons...Was named to the All-Greater Houston Team as a senior in 2008 after averaging 16.7 points, 7.7 assists and 1.4 steals per game in leading the Tigers to a 31-5 record...Earned first-team All-State 5A honors as a junior, the largest classification in Texas...Averaged 16 points, seven assists and five rebounds that season and helped lead Collins to the Region 2 title game...As a sophomore in 2005, earned second-team All-District 14-5A honors at cornerback, his final season of football...Also played wide receiver and returned kicks...**Community involvement:** Participated in the Packers Give Back Celebrity Bowling event to raise money for the Northeast Wisconsin Technical College (NWTCC) Promise Scholarship...Took part in a Play 60 youth camp at the University of Wisconsin-Green Bay...Interacted with kids from six schools from the Hortonville Area School District at Greenville Middle School as part of the NFL's "Fuel Up to Play 60" program...Helped build a playground in Pulaski, Wis., as part of the 2015 NFL/United Way Hometown Huddle...Signed autographs at the De Pere vs. Bay Port high school football game to benefit breast cancer awareness...Volunteered at the Ronald McDonald House in Spokane, Wash., when he attended Gonzaga...Residence: Houston, Texas.

**RETIRED NUMBERS, BY FRANCHISES WITH MOST CHAMPIONSHIPS, BY SPORT**

Retired Numbers	Franchise	League	World Championships
22	Boston Celtics	National Basketball Association	17
*22	New York Yankees	Major League Baseball	27
**15	Montreal Canadiens	National Hockey League	24
<b>6</b>	<b>Green Bay Packers</b>	<b>National Football League</b>	<b>13</b>

\*Includes No. 42, which was retired for Brooklyn's Jackie Robinson (leaguewide), but also for New York's Mariano Rivera  
 \*\*Does not include Wayne Gretzky (number retired leaguewide)

# DEMETRI GOODSON'S PRO STATISTICS

Year	Team	GP	GS	—Tackles—					Interceptions					Fumbles			
				Tot	Solo	Asst	Sk	Yds	No	Yds	Lg	TD	PD	FF	FR	Yds	
2014	Green Bay	6	0	0	0	0	0	0	0	0	0	0	0	0	0	0	0
2015	Green Bay	14	0	5	4	1	0	0	0	0	0	0	1	0	0	0	0
2016	Green Bay	6	3	14	11	3	0	0	0	0	0	0	2	0	0	0	0
2017	Green Bay	0	0	0	0	0	0	0	0	0	0	0	0	0	0	0	0
<b>NFL totals (four years)</b>		<b>26</b>	<b>3</b>	<b>19</b>	<b>15</b>	<b>4</b>	<b>0</b>	<b>0</b>	<b>0</b>	<b>0</b>	<b>0</b>	<b>0</b>	<b>3</b>	<b>0</b>	<b>0</b>	<b>0</b>	<b>0</b>

### PLAYOFFS

Year	Team	GP	GS	—Tackles—					Interceptions					Fumbles			
				Tot	Solo	Asst	Sk	Yds	No	Yds	Lg	TD	PD	FF	FR	Yds	
2015	Green Bay	2	0	0	0	0	0	0	0	0	0	0	0	0	0	0	0

*Inactive for Packers' two games during 2014 playoffs  
On injured reserve for Packers' three games during 2016 playoffs*

**Additional statistics:** Special teams tackles — 6 in 2014, 9 in 2015, 3 in '15 playoffs; NFL total: 15.

**NFL debut:** at New Orleans, 10/26/14  
**First NFL start:** vs. Chicago, 10/20/16

### CAREER TRANSACTIONS

- 2014 Selected by the Green Bay Packers in the sixth round (197th overall) of '14 NFL Draft, May 10... Signed first contract, May 16.
- 2016 Placed on reserve/suspended list by commissioner, Sept. 3... Activated from exempt status, Oct. 15... Placed on injured reserve (knee), Dec. 3.
- 2017 Placed on reserve/physically unable to perform (knee), Sept. 2... Activated from reserve/physically unable to perform, Dec. 6... Placed on injured reserve (knee), Dec. 22.

**GOODSON'S SINGLE-GAME CAREER HIGHS**

**Tackles**  
 Total .....6, at Atl. (10/30/16)  
 Solo .....5, at Atl. (10/30/16)

**Passes Defensed** ..... 1, three times (last: at Atl., 10/30/16)

## DEMETRI GOODSON GAME-BY-GAME

### 2014, GREEN BAY

Date	Opp	GP	GS	Tot	So	As	Sk	Yd	Int	Yd	Lg	TD	PD	FF	FR
09/04	at Sea-L														
09/14	NYJ-W														
09/21	at Det-L														
09/28	at Chi-W														
10/02	Min-W														
10/12	at Mia-W														
10/19	Car-W														
10/26	at NO-L	1	0	0	0	0	0	0	0	0	0	0	0	0	0
11/09	Chi-W														
11/16	Phi-W														
11/23	at Min-W	1	0	0	0	0	0	0	0	0	0	0	0	0	0
11/30	NE-W														
12/08	AtL-W	1	0	0	0	0	0	0	0	0	0	0	0	0	0
12/14	at Buf-L	1	0	0	0	0	0	0	0	0	0	0	0	0	0
12/21	at TB-W	1	0	0	0	0	0	0	0	0	0	0	0	0	0
12/28	Det-W	1	0	0	0	0	0	0	0	0	0	0	0	0	0
<b>'14 TOTALS</b>		<b>6</b>	<b>0</b>	<b>0</b>	<b>0</b>	<b>0</b>	<b>0</b>	<b>0</b>	<b>0</b>	<b>0</b>	<b>0</b>	<b>0</b>	<b>0</b>	<b>0</b>	<b>0</b>
01/11	Dal-W														
01/18	at Sea-L														

### PLAYOFFS

· · · · ·<sup>1</sup>NFC Divisional Playoff; · · · · ·<sup>2</sup>NFC Championship

### 2015, GREEN BAY

Date	Opp	GP	GS	Tot	So	As	Sk	Yd	Int	Yd	Lg	TD	PD	FF	FR
09/13	at Chi-W	1	0	0	0	0	0	0	0	0	0	0	0	0	0
09/20	Sea-W	1	0	0	0	0	0	0	0	0	0	0	0	0	0
09/28	KC-W														
10/04	at SF-W														
10/11	StL-W	1	0	0	0	0	0	0	0	0	0	0	0	0	0
10/18	SD-W	1	0	0	0	0	0	0	0	0	0	0	0	0	0
11/01	at Den-L	1	0	0	0	0	0	0	0	0	0	0	1	0	0
11/08	at Car-L	1	0	5	4	1	0	0	0	0	0	0	0	0	0
11/15	Det-L	1	0	0	0	0	0	0	0	0	0	0	0	0	0
11/22	at Min-W	1	0	0	0	0	0	0	0	0	0	0	0	0	0
11/26	Chi-L	1	0	0	0	0	0	0	0	0	0	0	0	0	0
12/03	at Det-W	1	0	0	0	0	0	0	0	0	0	0	0	0	0
12/13	Dal-W	1	0	0	0	0	0	0	0	0	0	0	0	0	0
12/20	at Oak-W	1	0	0	0	0	0	0	0	0	0	0	0	0	0
12/27	at Ari-L	1	0	0	0	0	0	0	0	0	0	0	0	0	0
01/03	Min-L	1	0	0	0	0	0	0	0	0	0	0	0	0	0
<b>'15 TOTALS</b>		<b>14</b>	<b>0</b>	<b>5</b>	<b>4</b>	<b>1</b>	<b>0</b>	<b>0</b>	<b>0</b>	<b>0</b>	<b>0</b>	<b>0</b>	<b>1</b>	<b>0</b>	<b>0</b>
01/10	at Was-W	1	0	0	0	0	0	0	0	0	0	0	0	0	0
01/16	at Ari-L	1	0	0	0	0	0	0	0	0	0	0	0	0	0

### PLAYOFFS

· · · · ·<sup>1</sup>NFC Wild Card Playoff; · · · · ·<sup>2</sup>NFC Divisional Playoff

### 2016, GREEN BAY

Date	Opp	GP	GS	Tot	So	As	Sk	Yd	Int	Yd	Lg	TD	PD	FF	FR
09/11	at Jax-W														
09/18	at Min-L														
09/25	Det-W														
10/09	NYG-W														
10/16	Dal-L	1	0	2	2	0	0	0	0	0	0	0	1	0	0
10/20	Chi-W	1	1	5	3	2	0	0	0	0	0	0	0	0	0
10/30	at Atl-L	1	1	6	5	1	0	0	0	0	0	0	1	0	0
11/06	Ind-L	1	0	0	0	0	0	0	0	0	0	0	0	0	0
11/13	at Ten-L	1	0	1	1	0	0	0	0	0	0	0	0	0	0
11/20	at Was-L	1	1	0	0	0	0	0	0	0	0	0	0	0	0
11/28	at Phi-W														
12/04	Hou-W														
12/11	Sea-W														
12/18	at Chi-W														
12/24	Min-W														
01/01	at Det-W														
<b>'16 TOTALS</b>		<b>6</b>	<b>3</b>	<b>14</b>	<b>11</b>	<b>3</b>	<b>0</b>	<b>0</b>	<b>0</b>	<b>0</b>	<b>0</b>	<b>0</b>	<b>2</b>	<b>0</b>	<b>0</b>
01/08	NYG-W														
01/15	at Dal-W														
01/22	at Atl-L														

### PLAYOFFS

· · · · ·<sup>1</sup>NFC Wild Card Playoff; · · · · ·<sup>2</sup>NFC Divisional Playoff; · · · · ·<sup>3</sup>NFC Championship

### 2017, GREEN BAY

Date	Opp	GP	GS	Tot	So	As	Sk	Yd	Int	Yd	Lg	TD	PD	FF	FR
09/10	Sea-W														
09/17	at Atl-L														
09/24	Chi-W														
09/28	Chi-W														
10/08	at Dal-W														
10/15	at Min-L														
10/22	NO-L														
11/06	Det-L														
11/12	at Chi-W														
11/19	Bal-L														
11/26	at Pit-L														
12/03	TB-W														
12/10	at Cle-W														
12/17	at Car-L														
12/23	Min-L														
12/31	at Det-L														
<b>'17 TOTALS</b>		<b>0</b>	<b>0</b>	<b>0</b>	<b>0</b>	<b>0</b>	<b>0</b>	<b>0</b>	<b>0</b>	<b>0</b>	<b>0</b>	<b>0</b>	<b>0</b>	<b>0</b>	<b>0</b>

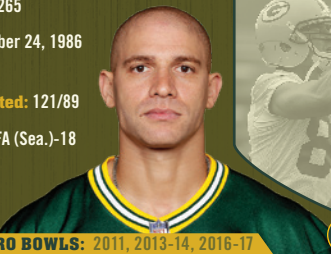
Ht: 6-7 Wt: 265

Born: November 24, 1986

NFL Games

Played/Started: 121/89

Acquired: UFA (Sea.)-18



# Jimmy GRAHAM

# 80

Tight End  
Miami

Ninth NFL Season | First Packers Season



PRO BOWLS: 2011, 2013-14, 2016-17



## PRO HIGHLIGHTS:

➤ Signed with the Packers as an unrestricted free agent on March 16, 2018, after playing for the Seattle Seahawks for the past three seasons (2015-17). Entered the NFL with New Orleans in 2010 and played five seasons for the Saints (2010-14).

➤ Is the only tight end in league history to have two seasons with 1,200-plus receiving yards and 10-plus receiving TDs (2011, 2013) and is the only TE to register four consecutive seasons with 85-plus catches (2011-14).

➤ Ranks No. 4 in NFL history among tight ends with 69 career TD catches and ranks No. 3 in the league in TD receptions among all players since entering the NFL in 2010.

➤ Has been selected to five career Pro Bowls (2011, 2013-14, 2016-17) and earned first-team All-Pro honors from The Associated Press in 2013.

➤ Has posted four seasons with 10-plus TD catches, tied for No. 2 in league annals among TEs behind only Patriots TE Rob Gronkowski (five).

➤ Has recorded 55 career TD receptions in the red zone, tied for No. 1 in the league (Gronkowski) since 2010.

➤ Has posted 16 games with 100-plus receiving yards in his career, good for No. 5 in NFL history among tight ends.

➤ Ranks No. 2 among NFL tight ends since 2010 in receptions (556), receiving yards (6,800) and receiving TDs (69).

➤ Has registered 10-plus catches in a game five times in his career, tied for No. 2 in the league among TEs since 2010.

➤ Appeared in 121 games with 89 starts during his first eight NFL seasons, playing in 15 or 16 games in seven of his eight years in the league.

➤ Holds career records among tight ends for receptions, receiving yards and receiving TDs for both the Saints (386 catches for 4,752 yards and 51 TDs) and the Seahawks (170 catches for 2,048 yards and 18 TDs).

➤ Registered 1,310 receiving yards with the Saints in 2011, the second most in NFL history by a TE behind only Gronkowski (1,327 in 2011), and posted 16 TD catches for New Orleans in 2013, No. 2 in a season among TEs behind only Gronkowski (17 in 2011).

➤ Led the Saints in receptions in four consecutive seasons (2011-14).

**2017 SEASON:** Appeared in all 16 games with 10 starts and posted 57 receptions for 520 yards (9.1 avg.) and 10 TDs...Led NFL tight ends in TD catches on his way to earning Pro Bowl honors for the fifth time in his career... All 10 of his TD receptions came in the red zone, the most in the league among all players...Caught nine TD passes in Weeks 5-13, the most in the league over that span...**At Tennessee (Sept. 24):** Registered a season-high seven receptions for a season-best 72 yards (10.3 avg.), with four of his catches going for first downs...**At N.Y. Giants (Oct. 22):** Hauled in three passes for 51 yards (17.0 avg.) and a TD...**Vs. Houston (Oct. 29):** Recorded a TD catch for the third consecutive game, posting two TD receptions

## AT A GLANCE ...

- Is the only tight end in league history to have two seasons with 1,200-plus receiving yards and 10-plus receiving touchdowns (2011, 2013) and is the only TE to register four consecutive seasons with 85-plus catches (2011-14).
- Ranks No. 4 in NFL history among tight ends with 69 career TD catches and ranks No. 3 in the league in TD receptions among all players since entering the NFL in 2010.
- Has been selected to five career Pro Bowls (2011, 2013-14, 2016-17) and earned first-team All-Pro honors from *The Associated Press* in 2013.
- Has posted four seasons with 10-plus TD catches, tied for No. 2 in league annals among TEs behind only Patriots TE Rob Gronkowski (five).
- Has recorded 55 career TD receptions in the red zone, tied for No. 1 in the league (Gronkowski) since 2010.
- Registered 1,310 receiving yards with the New Orleans Saints in 2011, the second most in NFL history by a TE behind only Gronkowski (1,327 in 2011), and posted 16 TD catches in 2013, No. 2 in a season among TEs behind only Gronkowski (17 in 2011).
- Appeared in 121 games with 89 starts during his first eight NFL seasons, playing in 15 or 16 games in seven of his eight years in the league.
- Played one season of football (2009) at the University of Miami (Fla.) and lettered four times in basketball for the Hurricanes.

as part of a four-catch, 39-yard effort (9.8 avg.)...**Vs. Atlanta (Nov. 9):** Matched his season high with seven catches for 58 yards (8.3 avg.) and a TD.

**2016:** Played in all 16 contests with 15 starts and set Seattle single-season franchise records for receptions (65) and receiving yards (923) by a tight end...Ranked No. 1 among NFL tight ends in yards per catch (career-high 14.2 average) and No. 3 in receiving yards...Recorded three 100-yard receiving games, tied for No. 2 in the NFL among TEs...Was selected to his fourth career Pro Bowl...Also started both playoff games, hauling in six passes for 59 yards (9.8 avg.) and a TD...**Vs. San Francisco (Sept. 25):** Caught six passes for 100 yards (16.7 avg.), including an 18-yard TD grab in the second quarter...**At N.Y. Jets (Oct. 2):** Eclipsed the 100-yard receiving mark for the second straight game, hauling in six passes for a season-high 113 yards (18.8 avg.)...**Vs. Buffalo (Nov. 7):** Posted a season-high eight receptions for 103 yards (12.9 avg.) and two TDs, becoming the first TE in team history to register eight-plus catches, 100-plus receiving yards and two TD catches in a game.

**2015:** Started all 11 games he appeared in, but saw his first season in Seattle cut short when he was placed on injured reserve (knee) on Nov. 30...Caught 48 passes for 605 yards (12.6 avg.) and two TDs...Ranked No. 6 in the NFL among TEs in receiving yards through Week 12...**At St. Louis (Sept. 13):** Caught six passes for 51 yards (8.5 avg.) and a TD in his Seattle debut...**Vs. Chicago (Sept. 27):** Hauled in seven passes for 83 yards (11.9 avg.), highlighted by a 30-yard TD catch from QB Russell Wilson in the third quarter...**Vs. Carolina (Oct. 18):** Tied a single-

VETERANS  
Community  
Admin & Coaches  
Graham  
Draft & Free Agents  
2017 Review  
Records & History  
Lambeau Field  
Misc.



game franchise record (Charlie Young, Oct. 9, 1983) among TEs with 140 receiving yards on a season-best eight catches (17.5 avg.), the third-best yardage output of his career.

**2014:** Appeared in all 16 games with 13 starts and caught 85 passes for 889 yards (10.5 avg.) and 10 TDs on his way to earning Pro Bowl honors for the third time in his career... Became the first TE in league history to register four consecutive seasons with 85-plus receptions... Ranked No. 2 in the league among TEs in receptions, No. 4 in TD catches and No. 5 in receiving yards... Had two games with 10-plus catches, tied for No. 1 in the NFL among tight ends... **At Cleveland (Sept. 14):** Matched his career high with 10 receptions for 118 yards (11.8 avg.) and two TDs, with nine of his catches picking up first downs, a career best... **Vs. San Francisco (Nov. 9):** Tied his career high with 10 catches for 76 yards (7.6 avg.) and two TDs, becoming the only TE in league history to post two games with 10-plus receptions/two TD catches in a season... **Vs. Baltimore (Nov. 24):** Registered his third game on the season with two TD catches as part of a six-catch, 47-yard effort (7.8 avg.).

**2013:** Played in all 16 games with 12 starts and posted a team-high 86 receptions for 1,215 yards (14.1 avg.) and a career-high 16 TDs... Led the league in TD catches and ranked No. 1 among TEs in receptions and receiving yards... His TD total was the second most in NFL history by a TE behind only Gronkowski's 17 in 2011... Posted a career-high five games with two TD catches... Tied the franchise single-season record with six 100-yard receiving games, which was also tied for No. 1 at the time among TEs in league annals... Was named first-team All-Pro by AP and was selected to his second career Pro Bowl... Was named the NFC Offensive Player of the Month for September, becoming the first TE in NFL history to earn the honor... During a four-game stretch (Weeks 2-5), totaled 548 receiving yards, which was the most by a TE over a four-game span in a single season in league history... Played in both playoff contests with one start and caught four passes for 52 yards (13.0 avg.)... **At Tampa Bay (Sept. 15):** Led the team with a career-high 179 yards and a TD on 10 receptions (17.9 avg.), the most receiving yards by a Saints TE in a game in franchise history. Caught a 56-yard TD pass from QB Drew Brees in the first quarter, the longest TD reception of his career... **Vs. Arizona (Sept. 22):** Posted a team-high nine receptions for 134 yards (14.9 avg.) and two TDs... **Vs. Miami (Sept. 30):** Registered 100 yards receiving and two TDs on four catches (25.0 avg.)... **At Chicago (Oct. 6):** Tied an NFL record for TEs by recording his fourth consecutive 100-yard receiving effort, matching his career high with 10 receptions for 135 yards (13.5 avg.).

**2012:** Appeared in 15 games with nine starts and posted a team-high 85 catches for 982 yards (11.6 avg.) and nine TDs... Was tied for No. 2 in the NFL among TEs in TD catches, ranked No. 2 in receiving yards and ranked No. 3 in receptions... **Vs. Washington (Sept. 9):** Caught six passes for 85 yards (14.2 avg.), including a 20-yard TD grab from Brees in the first quarter... **Vs. Kansas City (Sept. 23):** Posted four receptions for 16 yards (4.0 avg.) and a TD, giving him a TD catch in six consecutive games dating back to 2011. That stretch set a franchise record for the most consecutive games with a TD catch and tied the second-longest streak among TEs since the 1970 AFL-NFL merger... **Vs. Atlanta (Nov. 11):** Led the team with a season-high 146 yards and two TDs on seven receptions (20.9 avg.), with all seven catches picking up first downs. Both of his TD catches came in the second quarter, the first one a 29-yard grab and the second one a 14-yarder... **Vs. Carolina (Dec. 30):** Registered a team-high nine receptions for 115 yards (12.8 avg.) and a TD.

**2011:** Played in all 16 games with 11 starts and posted a career-high 99 receptions for a career-best 1,310 yards (13.2 avg.) and 11 TDs... The 99 catches were the most in a season in franchise history to that point, and his receiving-yardage total was the second most in NFL history by a tight end... Was selected to his first career Pro Bowl and earned second-team AP All-Pro recognition... Also was the team winner of the Ed Block Courage Award... Started both postseason contests, posting 12 receptions for 158 yards (13.2 avg.) and a team-high three TDs... **Vs. Houston (Sept. 25):** Hauled in four passes for 100 yards (25.0 avg.) and a TD... **At Jacksonville (Oct. 2):** Posted a career-high 10 receptions for 132 yards (13.2 avg.) and a TD, highlighted by a career-long 59-yard catch... **At Carolina (Oct. 9):** Led the team with eight catches for 129 yards (16.1 avg.)... **At Tampa Bay (Oct. 16):** Tied an NFL record for TEs by posting his fourth straight 100-yard receiving effort, recording 124 yards on seven catches (17.7 avg.)... **Vs. Indianapolis (Oct. 23):** Registered six catches for 54 yards (9.0 avg.) and two TDs as the Saints set a single-game franchise record for points in the 62-7 win... **Vs. N.Y. Giants (Nov. 28):** Caught five passes for 84 yards (16.8 avg.) and two TDs... **Vs. Detroit (NFC Wild Card, Jan. 7):** In his postseason debut, caught seven passes for 55 yards (7.9 avg.) and a TD as he set a club playoff record for receptions by a TE... **At San Francisco (NFC Divisional, Jan. 14):** Posted five catches for 103 yards (20.6 avg.) and two TDs, highlighted by a 66-yard TD catch with 1:37 remaining that put the Saints up, 32-29, in the eventual 36-32 loss. Set franchise playoff records for receiving yards and receiving TDs by a tight end.

**2010:** Appeared in 15 games with five starts as a rookie, posting 31 receptions for 356 yards (11.5 avg.) and five

## PACKERS TIGHT ENDS RECORDS

### CAREER

#### Games Played

167	Ed West, 1984-94
119	Paul Coffman, 1978-85
116	Rich McGeorge, 1970-78
114	Bubba Franks, 2000-07
95	Marv Fleming, 1963-69

#### Receptions

322	Paul Coffman, 1978-85
256	Bubba Franks, 2000-07
223	Jermichael Finley, 2008-13
202	Ed West, 1984-94
188	Mark Chmura, 1993-99

#### Receiving Yards

4,223	Paul Coffman, 1978-85
2,785	Jermichael Finley, 2008-13
2,594	Ron Kramer, 1957, 59-64
2,370	Rich McGeorge, 1970-78
2,321	Ed West, 1984-94

#### Average Gain (min. 50 rec.)

15.3	Ron Kramer, 1957, 59-64
13.5	Rich McGeorge, 1970-78
13.1	Paul Coffman, 1978-85
12.5	Jermichael Finley, 2008-13
12.2	Jackie Harris, 1990-93
12.2	Keith Jackson, 1995-96

#### Touchdowns

39	Paul Coffman, 1978-85
32	Bubba Franks, 2000-07
25	Ed West, 1984-94
20	Jermichael Finley, 2008-13
17	Mark Chmura, 1993-99
	Donald Lee, 2005-10

### SINGLE SEASON

#### Receptions

61	Jermichael Finley, 2012
58	Richard Rodgers, 2015
56	Paul Coffman, 1979
55	Paul Coffman, 1981
	Jackie Harris, 1992
	Jermichael Finley, 2009, 2011

#### Receiving Yards

814	Paul Coffman, 1983
767	Jermichael Finley, 2011
711	Paul Coffman, 1979
687	Paul Coffman, 1981
679	Mark Chmura, 1995

#### Average Gain (min. 15 rec.)

17.1	Rich McGeorge, 1971
16.8	Ron Kramer, 1963
16.3	Rich McGeorge, 1973
16.2	Ron Kramer, 1964
16.0	Ron Kramer, 1961

#### Touchdowns

11	Paul Coffman, 1983
10	Keith Jackson, 1996
9	Paul Coffman, 1984
	Bubba Franks, 2001
8	Jermichael Finley, 2011
	Richard Rodgers, 2015

TDs...His 31 catches were the second most in team history by a rookie TE while his reception and yardage totals were good for third in franchise annals among rookie TEs...Also had a 3-yard run and a tackle on special teams...Caught four of his TDs in a three-week span (Weeks 15-17)...  
**At Arizona (Oct. 10):** Made his first career start as the Saints opened up with two TE's...**At Tampa Bay (Oct. 17):** Posted his first NFL catch, an 11-yard grab from Brees in the second quarter...**At Carolina (Nov. 7):** Started and had three receptions for 49 yards (16.3 avg.), including the first TD of his career on a 19-yard pass from Brees in the second quarter...**Vs. Seattle (Nov. 21):** Posted a season-high 72 yards on five receptions (14.4 avg.)...**At Cincinnati (Dec. 5):** Matched his season high with 72 yards on three receptions (24.0 avg.), highlighted by a season-long 52-yard grab...**At Baltimore (Dec. 19):** Posted his first career two-TD game, hauling in 18-yard and 1-yard scoring grabs...**At Atlanta (Dec. 27):** Caught a game-winning 6-yard TD pass from Brees with 3:24 remaining in the 17-14 victory on *Monday Night Football*...**2010 Draft:** Selected by the Saints in the third round (No. 95 overall), the fifth TE picked in the draft.

**COLLEGE:** Played football for one season at Miami (Fla.) and four seasons of basketball...Was a two-time Atlantic Coast Conference All-Academic selection...Earned a business degree with a double major in marketing and management...**Senior season (2009):** Appeared in 13 games with one start in his lone season of football with the Hurricanes...Caught 17 passes for 213 yards (12.5 avg.) and ranked No. 2 on the team with five TD catches...Posted his first career TD catch on a 14-yard grab vs. Georgia Tech (Sept. 17)...Posted 42 yards on two catches (21.0 avg.)

at Central Florida (Oct. 17)...Recorded a career-high five catches for a career-best 73 yards (14.6 avg.) vs. Duke (Nov. 21)...**2005-09:** Lettered four times in basketball for the Hurricanes, appearing in 120 games with 39 starts and averaging 4.2 points per game and 4.2 rebounds per game...Ranked No. 8 in school history at the end of his career with 104 blocked shots...Ranked No. 2 on the team as a senior with an average of 5.9 rebounds per game...Averaged a career-best 6.0 points per game as a junior in 2007-08, highlighted by a career-high 19 points vs. Virginia on 7-of-10 shooting as a junior (March 1)...Scored in double figures in each of his first three games as a sophomore in 2006-07.

**PERSONAL:** Given name Jimmy Graham...Born in Fort Riley, Kan. ...Earned his pilot's license in 2011...Has earned several ratings and flies aerobatics, seaplanes and helicopters...**High school:** Attended Charis Preparatory Academy in Wilson, N.C., where he played basketball, football, baseball and tennis...Earned honorable mention All-American recognition from *Street and Smith* in addition to earning all-state and all-conference honors...As a senior, averaged 20.7 points, 13.8 rebounds and 4.6 blocks per game...Averaged 18.2 points and 15.1 rebounds per game as a junior...**Community involvement:** Has supported the Wounded Warrior Project and Angel Flight...Hosted a youth football camp at the Tulane University campus in 2012...Served as a spokesperson for Smoothie King and partnered with them to donate funds to Boys Town Louisiana...Was a supporter of Second Harvest Food Bank of Greater New Orleans and the Toys for Tots program...Residence: Miami, Fla.

## JIMMY GRAHAM'S PRO STATISTICS

		RECEIVING						
Year	Team	GP	GS	No	Yds	Avg	Lg	TD
2010	New Orleans	15	5	31	356	11.5	52	5
2011	New Orleans	16	11	99	1,310	13.2	59	11
2012	New Orleans	15	9	85	982	11.6	46	9
2013	New Orleans	16	12	86	1,215	14.1	56t	16
2014	New Orleans	16	13	85	889	10.5	29	10
2015	Seattle	11	11	48	605	12.6	45	2
2016	Seattle	16	15	65	923	14.2	42	6
2017	Seattle	16	13	57	520	9.1	33	10
<b>NFL totals (eight years)</b>		<b>121</b>	<b>89</b>	<b>556</b>	<b>6,800</b>	<b>12.2</b>	<b>59</b>	<b>69</b>

GRAHAM'S SINGLE-GAME CAREER HIGHS	
<b>Receiving</b>	
Receptions	10, five times (last: vs. SF, 11/9/14)
Yards	179, at TB (9/15/13)
Long	59, at Jax. (10/2/11)
Touchdowns	2, 15 times (last: at Ari., 11/9/17)

		RECEIVING						
Year	Team	GP	GS	No	Yds	Avg	Lg	TD
2011	New Orleans	2	2	12	158	13.2	66t	3
2013	New Orleans	2	1	4	52	13.0	21	0
2016	Seattle	2	2	6	59	9.8	14	1
<b>Postseason</b>		<b>6</b>	<b>5</b>	<b>22</b>	<b>269</b>	<b>12.2</b>	<b>66t</b>	<b>4</b>

*On injured reserve for Seahawks' two games during 2015 playoffs*

**Additional statistics:** One carry for 3 yards in 2010, one carry for 0 yards in 2016. One kickoff return for 13 yards in 2012. Special teams tackles — 1 in 2010. Miscellaneous fumble recoveries — 1 in 2010, 2 in 2012, 1 in 2013; NFL total: 4. Fumbles-Lost — 1-0 in 2010, 1-1 in 2011, 1-0 in 2012, 2-2 in 2014, 2-2 in 2016; NFL total: 7-5. Forced fumble at Dallas, 9/28/14.

**NFL debut:** at San Francisco, 9/20/10  
**First NFL start:** at Arizona, 10/10/10  
**First NFL reception:** at Tampa Bay, 10/17/10 (11 yards, D.Brees)  
**First NFL touchdown:** at Carolina, 11/7/10 (19 yards, D.Brees)

### CAREER TRANSACTIONS

- 2010 Selected by New Orleans Saints in the third round (95th overall) of '10 NFL Draft, April 23...Signed first contract, July 29.
- 2014 Signed by Saints as franchise player, July 15.
- 2015 Acquired by Seattle Seahawks, along with a fourth-round choice in 2015 (112th overall), from the Saints in exchange for C Max Unger and a first-round choice (31st overall) in 2015, March 11...Placed on injured reserve (knee), Nov. 30.
- 2018 Signed by Green Bay Packers as unrestricted free agent, March 16.

# JIMMY GRAHAM GAME-BY-GAME

**2010, NEW ORLEANS**

Date	Opp	GP	GS	No Yds	Avg	Lg	TD	
09/09	Min-W			(inactive)				
09/20	at SF-W	1	0	0	--	--	0	
09/26	Atl-L	1	0	0	--	--	0	
10/03	Car-W	1	0	0	--	--	0	
10/10	at Ari-L	1	1	0	0	--	0	
10/17	at TB-W	1	0	1	11	11.0	11	
10/24	Cle-L	1	0	4	38	9.5	14	
10/31	Pit-W	1	0	0	0	--	0	
11/07	at Car-W	1	1	3	49	16.3	19t	
11/21	Sea-W	1	0	5	72	14.4	27	
11/25	at Dal-W	1	1	3	23	7.7	14	
12/05	at Cin-W	1	0	3	72	24.0	52	
12/12	StL-W	1	0	1	21	21.0	21	
12/19	at Bal-L	1	0	5	29	5.8	18t	
12/27	at Atl-W	1	1	4	26	6.5	10	
01/02	TB-L	1	1	2	15	7.5	11	
<b>'10 TOTALS</b>		<b>15</b>	<b>5</b>	<b>31</b>	<b>356</b>	<b>11.5</b>	<b>52</b>	<b>5</b>

**2011, NEW ORLEANS**

Date	Opp	GP	GS	No Yds	Avg	Lg	TD	
09/08	at GB-L	1	1	4	56	14.0	21	
09/18	Chi-W	1	1	6	79	13.2	31	
09/25	Hou-W	1	1	4	100	25.0	32	
10/02	at Jax-W	1	1	10	132	13.2	59	
10/09	at Car-W	1	1	8	129	16.1	30	
10/16	at TB-L	1	0	7	124	17.7	43	
10/23	Ind-W	1	1	6	54	9.0	16	
10/30	at StL-L	1	1	4	39	9.8	13	
11/06	TB-W	1	0	6	78	13.0	23	
11/13	at NYG-W	1	0	7	82	11.7	29	
11/28	NIJ-W	1	1	5	84	16.8	29t	
12/04	Det-W	1	1	8	89	11.1	16	
12/11	at Ten-W	1	0	5	55	11.0	33	
12/18	at Min-W	1	1	7	70	10.0	18	
12/26	Atl-W	1	0	4	42	10.5	17	
01/01	Car-W	1	1	8	97	12.1	29	
<b>'11 TOTALS</b>		<b>16</b>	<b>11</b>	<b>99</b>	<b>1310</b>	<b>13.2</b>	<b>59</b>	<b>11</b>
01/07	Det-W	1	1	7	55	7.9	14	
01/14	at SF-L	1	1	5	103	20.6	66t	
<b>PLAYOFFS</b>		<b>2</b>	<b>2</b>	<b>12</b>	<b>158</b>	<b>13.2</b>	<b>66t</b>	<b>3</b>

NFC Wild Card Playoff; NFC Divisional Playoff

**2013, NEW ORLEANS**

Date	Opp	GP	GS	No Yds	Avg	Lg	TD	
09/08	Atl-W	1	1	4	45	11.3	21	
09/15	at TB-W	1	1	10	179	17.9	56t	
09/22	Ari-W	1	1	9	134	14.9	29	
09/30	Mia-W	1	1	4	100	25.0	43t	
10/06	at Chi-W	1	1	10	135	13.5	38	
10/13	at NE-L	1	1	0	0	--	0	
10/27	Buf-W	1	0	3	37	12.3	15t	
11/03	at NYJ-L	1	1	9	116	12.9	51	
11/10	Dal-W	1	0	5	59	11.8	26	
11/17	SF-W	1	1	6	41	6.8	13	
11/21	at Atl-W	1	1	5	100	20.0	44t	
12/02	at Sea-L	1	0	3	42	14.0	20	
12/08	Car-W	1	0	6	58	9.7	22	
12/15	at StL-L	1	1	2	25	12.5	13	
12/22	at Car-L	1	1	5	73	14.6	46	
12/29	TB-W	1	1	5	71	14.2	33	
<b>'13 TOTALS</b>		<b>16</b>	<b>12</b>	<b>86</b>	<b>1215</b>	<b>14.1</b>	<b>56t</b>	<b>16</b>
01/04	at Phi-W	1	1	3	44	14.7	21	
01/11	at Sea-L	1	0	1	8	8.0	8	
<b>PLAYOFFS</b>		<b>2</b>	<b>1</b>	<b>4</b>	<b>52</b>	<b>13.0</b>	<b>21</b>	<b>0</b>

NFC Wild Card Playoff; NFC Divisional Playoff

**2014, NEW ORLEANS**

Date	Opp	GP	GS	No Yds	Avg	Lg	TD	
09/07	at Atl-L	1	1	8	82	10.3	17	
09/14	Cle-L	1	1	10	118	11.8	23	
09/21	Min-W	1	0	6	54	9.0	15	
09/28	at Dal-L	1	1	8	86	10.8	17	
10/05	TB-W	1	1	2	36	18.0	23	
10/19	at Det-L	1	0	0	0	--	0	
10/26	GB-W	1	1	5	59	11.8	22	
10/30	at Car-W	1	1	7	83	11.9	27	
11/09	SF-L	1	1	10	76	7.6	15	
11/16	Cin-L	1	1	3	29	9.7	13	
11/24	Bal-L	1	1	6	47	7.8	11	
11/30	at Pit-W	1	1	0	0	--	0	
12/07	Car-L	1	1	3	25	8.3	10	
12/15	at Chi-W	1	0	5	87	17.4	29	
12/21	Atl-L	1	1	6	53	8.8	15	
12/28	at TB-W	1	1	6	54	9.0	14	
<b>'14 TOTALS</b>		<b>16</b>	<b>13</b>	<b>85</b>	<b>889</b>	<b>10.5</b>	<b>29</b>	<b>10</b>

**2015, SEATTLE**

Date	Opp	GP	GS	No Yds	Avg	Lg	TD	
09/13	at StL-L	1	1	6	51	8.5	19	
09/20	at GB-L	1	1	1	11	11.0	11	
09/27	Chi-W	1	1	7	83	11.9	30t	
10/05	Det-W	1	1	4	29	7.3	13	
10/11	at Cin-L	1	1	3	30	10.0	22	
10/18	Car-L	1	1	8	140	17.5	45	
10/22	at SF-W	1	1	2	31	15.5	23	
11/01	at Dal-W	1	1	7	75	10.7	19	
11/15	Ari-L	1	1	3	41	13.7	30	
11/22	SF-W	1	1	3	39	13.0	20	
11/29	Pit-W	1	1	4	75	18.8	36	
12/06	at Min-W	(injured reserve — knee)						
12/13	at Bal-W	(injured reserve — knee)						
12/20	Cle-W	(injured reserve — knee)						
12/27	StL-L	(injured reserve — knee)						
01/03	at Ari-W	(injured reserve — knee)						
<b>'15 TOTALS</b>		<b>11</b>	<b>11</b>	<b>48</b>	<b>605</b>	<b>12.6</b>	<b>45</b>	<b>2</b>
01/10	at Min-W	(injured reserve — knee)						
01/17	at Car-W	(injured reserve — knee)						
<b>PLAYOFFS</b>		-	-	-	-	-	-	-

NFC Wild Card Playoff; NFC Divisional Playoff

**2016, SEATTLE**

Date	Opp	GP	GS	No Yds	Avg	Lg	TD	
09/11	Mia-W	1	0	1	11	11.0	11	
09/18	at LAR-L	1	1	3	42	14.0	17	
09/25	SF-W	1	1	6	100	16.7	40	
10/02	at NYJ-W	1	1	6	113	18.8	27	
10/16	at Atl-W	1	1	6	89	14.8	25	
10/23	at Ari-T	1	1	5	53	10.6	14	
10/30	at No-L	1	1	3	34	11.3	15	
11/07	Buf-W	1	1	8	103	12.9	18t	
11/13	at NE-W	1	1	4	48	12.0	19	
11/20	Phi-W	1	1	3	46	15.3	35t	
11/27	at TB-L	1	1	6	67	11.2	21	
12/04	Car-W	1	1	6	63	10.5	18	
12/11	at GB-L	1	1	1	16	16.0	16	
12/15	LAR-W	1	1	1	31	31.0	31	
12/24	Ari-L	1	2	4	43	21.5	37t	
01/01	at SF-W	1	1	4	64	16.0	42	
<b>'16 TOTALS</b>		<b>16</b>	<b>15</b>	<b>65</b>	<b>923</b>	<b>14.2</b>	<b>42</b>	<b>6</b>
01/07	Det-W	1	1	3	37	12.3	14	
01/14	at Ari-L	1	1	3	22	7.3	11	
<b>PLAYOFFS</b>		<b>2</b>	<b>2</b>	<b>6</b>	<b>59</b>	<b>9.8</b>	<b>14</b>	<b>1</b>

NFC Wild Card Playoff; NFC Divisional Playoff

**2017, SEATTLE**

Date	Opp	GP	GS	No Yds	Avg	Lg	TD	
09/10	at GB-L	1	1	3	8	2.7	6	
09/17	SF-W	1	0	1	1	1.0	1	
09/24	at Ten-L	1	1	7	72	10.3	26	
10/01	Ind-W	1	1	4	61	15.3	33	
10/08	at LAR-W	1	1	6	37	6.2	9	
10/22	at NYG-W	1	3	51	17.0	29	1	
10/29	Hou-W	1	1	4	39	9.8	18t	
11/05	Was-L	1	1	5	59	11.8	21	
11/09	at Ari-W	1	1	6	27	4.5	6t	
11/20	Atl-L	1	1	7	58	8.3	12	
11/26	at SF-W	1	1	3	34	11.3	25	
12/03	Phi-W	1	0	3	26	8.7	11	
12/10	at Jax-L	1	0	0	--	--	0	
12/17	LAR-L	1	1	1	-1	-1.0	-1	
12/24	at Dal-W	1	1	1	3	3.0	3t	
12/31	Ari-L	1	1	3	45	15.0	21	
<b>'17 TOTALS</b>		<b>16</b>	<b>13</b>	<b>57</b>	<b>520</b>	<b>9.1</b>	<b>33</b>	<b>10</b>



Ht: 5-10 Wt: 189

Born: January 23, 1993

NFL Games

Played/Started: 26/3

Acquired: FA-16



# Josh HAWKINS

Cornerback  
East Carolina

# 28

Third NFL Season | Third Packers Season

## PRO HIGHLIGHTS:

- Made the first three starts of his career in 2017 while seeing action on defense and special teams in 15 games. Registered 48 tackles (34 solo), a forced fumble and seven passes defended on defense and a tackle on special teams.
- Was one of four 2016 undrafted free agents to play 10-plus games for the Packers as rookies.
- Saw action in 11 games in 2016, posting a pass defended on defense and four tackles on special teams.
- Appeared in all three postseason games in 2016 and recorded a tackle on special teams.

**2017 SEASON:** Played in 15 games with three starts, seeing action on defense and special teams...Registered 48 tackles (34 solo), a forced fumble and seven passes defended...Added a tackle on special teams...**Vs. Chicago (Sept. 28):** Appeared on 40 plays on defense, recording seven tackles (five solo) and a career-best three passes defended. Broke up two passes on Chicago's opening drive of the second half, the first one a short pass from QB Mike Glennon to WR Markus Wheaton and the second a pass down the seam to WR Deonte Thompson on third down that forced the Bears to settle for a FG attempt that missed wide right by K Connor Barth. His third pass defended of the night came midway through the fourth quarter when he made a leaping breakup of a pass from Glennon intended for Thompson in the end zone...**At Minnesota (Oct. 15):** Made his first NFL start, opening the game at RCB with starting CBs Davon House (quadricep) and Kevin King (concussion) both sidelined. Led the secondary with a career-high nine tackles (eight solo) and added his first career forced fumble. Forced a fumble by WR Adam Thielen early in the third quarter after a short catch, a fumble that went out of bounds at the Minnesota 35...**Vs. Tampa Bay (Dec. 3):** Played 14 snaps on defense and 10 on special teams, leading the team with two passes defended and adding three tackles (all solo). Early in the second quarter, broke up a QB Jameis Winston pass intended for WR Mike Evans, nearly intercepting the third-down pass to force a Tampa Bay punt. Early in the fourth quarter, got a hand in to break up Winston's pass intended for WR Chris Godwin in the end zone on second-and-goal from the 3...**At Carolina (Dec. 17):** Started at RCB and played 59 snaps, posting eight tackles (four solo) and a pass defended...**Vs. Minnesota (Dec. 23):** Started at LCB with Damarious Randall (knee) sidelined, appearing on 53 snaps and recording seven tackles (three solo)...**At Detroit (Dec. 31):** Played 33 snaps on defense and 15 on special teams. Was tied for the lead in the secondary with five tackles (three solo) and added a tackle on special teams.

**2016:** Played in 11 games and posted a pass defended and four tackles on special teams...Was sidelined for Weeks 1-2 due to a hamstring injury and was inactive for the final three games as a healthy scratch...Appeared in all three postseason contests and recorded a tackle on special teams...**Vs. Detroit (Sept. 25):** Made his NFL debut, appearing on seven plays on defense and six on special teams. Had a

## AT A GLANCE ...

- Made the first three starts of his career in 2017 while seeing action on defense and special teams in 15 games. Registered 48 tackles (34 solo), a forced fumble and seven passes defended on defense and a tackle on special teams.
- Was one of four 2016 undrafted free agents to play 10-plus games for the Packers as rookies, seeing action in 11 games.
- Appeared in all three postseason games in 2016 and recorded a tackle on special teams.
- Former walk-on who started 28 of 50 career games at East Carolina, totaling 139 tackles (88 solo), including 3½ for a loss, a forced fumble, nine interceptions and 22 pass breakups.

pass defended midway through the second quarter, coming back on the ball and diving over WR Golden Tate to knock down QB Matthew Stafford's pass...**At Philadelphia (Nov. 28):** Played nine snaps on special teams and registered his first career tackle, bringing down RB Kenjon Barner at the Philadelphia 13 on a kickoff return late in the fourth quarter...**Vs. Seattle (Dec. 11):** Appeared on 14 plays on special teams and registered a season-high two tackles...**Vs. N.Y. Giants (NFC Wild Card, Jan. 8):** Played 13 snaps on special teams and posted a tackle...**At Dallas (NFC Divisional, Jan. 15):** Saw action in the dime defense with injuries in the secondary, appearing on 15 plays. Also played 11 snaps on special teams...**2016 NFL Draft:** Signed by the Green Bay Packers as an undrafted free agent on May 6.

**COLLEGE:** Former walk-on who started 28 of 50 career games at East Carolina, totaling 139 tackles (88 solo), including 3½ for a loss, a forced fumble, nine interceptions and 22 pass breakups...Ranked at the top of the FBS in several defensive categories, including interceptions (13th), pass breakups (26th) and interception return yards (33rd)...Earned his degree in sports studies with a minor in business...**Senior season (2015):** Started 10 of 12 games played, logging 42 tackles (27 solo), two interceptions for 100 return yards and four pass breakups...Helped lead the Pirates to an opening-day win vs. Towson (Sept. 5), logging five tackles (three solo), an interception and a pass breakup...Recorded six tackles (three solo) and returned an interception 100 yards for the first and only TD of his career vs. Tulsa (Oct. 17)...His triple-digit return yardage tied a single-game school record and also earned him American Athletic Conference Player of the Week honors and an honorable mention for the Jim Thorpe Award...**Juniour season (2014):** Started 11 of 13 games played, recording a career-high 44 tackles (31 solo), including 1½ for a loss, a forced fumble, five interceptions and 11 pass breakups...Was a semifinalist for the Jim Thorpe Award...Registered at least one pass breakup in seven of 13 games and six straight from the South Carolina (Sept. 6) to Connecticut (Oct. 23) contests...Posted a season-high eight tackles (seven solo), a career-high two interceptions and a pass breakup at No. 17 Virginia Tech (Sept. 13)...**Sophomore season (2013):** Started four of 13 games played, totaling 40 tackles (24 solo), including one for a loss, an

VETERANS

Community

Admin & Coaches

Hawkins

Draft & Free Agents

2017 Review

Records & History

Lambeau Field

Misc.

interception and four pass breakups...**Redshirt freshman season (2012):** Started three of 12 games played, recording 13 tackles (six solo), including one for a loss, an interception and three pass breakups...Registered four tackles (two solo), including one for a loss, an interception and a pass breakup in his first collegiate game action at Southern Mississippi (Sept. 15)...Earned a position on the ECU roster as a walk-on.

**PERSONAL:** Given name Josh Rashard Hawkins; nickname is "Hawk"...Born in Winston-Salem, N.C. ...**High school:** Attended Glenn High School in Kernersville, N.C., where he rushed for a county-high 1,612 yards and contributed 20 TDs on 222 carries (7.3 avg.) in his final season...Ran for 1,828 yards and 17 TDs while also serving as starting safety during his junior year in 2009...Lettered all four years in football and also played lacrosse...Named the *Triad Sports Weekly* Forsythe County Offensive Player

of the Year and was selected as the Piedmont Triad 4A Conference Offensive Player of the Year in 2010...Named to the *Winston-Salem Journal's* All-Northwest Team in 2009 and 2010...**Community involvement:** Put on a "Strikeout Lupus" bowling event in Winston-Salem to benefit the Lupus Foundation of North Carolina...Has hosted a free youth football camp in his home state of North Carolina for each of the past two years...Has volunteered at a homeless shelter in his hometown...Participated in the Packers Give Back Celebrity Bowling event to raise money for the Northeast Wisconsin Technical College (NWTC) Promise Scholarship...Took part in a Play 60 youth camp at the University of Wisconsin-Green Bay...Mingled with children that participate in the PALs program with Brown County Human Services...Was an active participant in the local Boys and Girls clubs while in college...Also helped with trash pickup and volunteered at elementary schools in the area...Residence: Winston-Salem, N.C.

**JOSH HAWKINS' PRO STATISTICS**

Year	Team	GP	GS	—Tackles—					Sk	Yds	Interceptions					Fumbles		
				Tot	Solo	Asst	FF	FR			Yds	No	Yds	Lg	TD	PD	FF	FR
2016	Green Bay	11	0	0	0	0	0	0	0	0	0	0	0	1	0	0	0	
2017	Green Bay	15	3	48	34	14	0	0	0	0	0	0	0	7	1	0	0	
<b>NFL totals (two years)</b>		<b>26</b>	<b>3</b>	<b>48</b>	<b>34</b>	<b>14</b>	<b>0</b>	<b>0</b>	<b>0</b>	<b>0</b>	<b>0</b>	<b>0</b>	<b>0</b>	<b>8</b>	<b>1</b>	<b>0</b>	<b>0</b>	

Year	Team	GP	GS	—Tackles—					Sk	Yds	Interceptions					Fumbles		
				Tot	Solo	Asst	FF	FR			Yds	No	Yds	Lg	TD	PD	FF	FR
2016	Green Bay	3	0	0	0	0	0	0	0	0	0	0	0	0	0	0	0	

**Additional statistics:** Special teams tackles — 4 in 2016, 1 in '16 playoffs, 1 in 2017; NFL total: 5.

**NFL debut:** vs. Detroit, 9/25/16  
**First NFL start:** at Minnesota, 10/15/17

**CAREER TRANSACTIONS**  
 ■ 2016 Signed by Green Bay Packers as undrafted free agent, May 6.

**HAWKINS' SINGLE-GAME CAREER HIGHS**

**Tackles**  
 Total ..... 9, at Min. (10/15/17)  
 Solo ..... 8, at Min. (10/15/17)

**Passes Defended** ..... 3, vs. Chi (9/28/17)

**JOSH HAWKINS GAME-BY-GAME**

**2016, GREEN BAY**

Date	Opp	GP	GS	Tot	So	As	Sk	Yd	Int	Yd	Lg	TD	PD	FF	FR	
09/11	at Jax-W			(inactive — hamstring)												
09/18	at Min-L			(inactive — hamstring)												
09/25	Det-W	1	0	0	0	0	0	0	0	0	0	0	1	0	0	
10/09	NYG-W	1	0	0	0	0	0	0	0	0	0	0	0	0	0	
10/16	Dal-L	1	0	0	0	0	0	0	0	0	0	0	0	0	0	
10/20	Chi-W	1	0	0	0	0	0	0	0	0	0	0	0	0	0	
10/30	at Atl-L	1	0	0	0	0	0	0	0	0	0	0	0	0	0	
11/06	Ind-L	1	0	0	0	0	0	0	0	0	0	0	0	0	0	
11/13	at Ten-L	1	0	0	0	0	0	0	0	0	0	0	0	0	0	
11/20	at Was-L	1	0	0	0	0	0	0	0	0	0	0	0	0	0	
11/28	at Phi-W	1	0	0	0	0	0	0	0	0	0	0	0	0	0	
12/04	Hou-W	1	0	0	0	0	0	0	0	0	0	0	0	0	0	
12/11	Sea-W	1	0	0	0	0	0	0	0	0	0	0	0	0	0	
12/18	at Chi-W			(inactive)												
12/24	Min-W			(inactive)												
01/01	at Det-W			(inactive)												
<b>'16 TOTALS</b>	<b>11</b>	<b>0</b>	<b>0</b>	<b>0</b>	<b>0</b>	<b>0</b>	<b>0</b>	<b>0</b>	<b>0</b>	<b>0</b>	<b>0</b>	<b>0</b>	<b>1</b>	<b>0</b>	<b>0</b>	
01/08	NYG-W	1	0	0	0	0	0	0	0	0	0	0	0	0	0	
01/15	Dal-W	1	0	0	0	0	0	0	0	0	0	0	0	0	0	
01/22	at Atl-L	1	0	0	0	0	0	0	0	0	0	0	0	0	0	
<b>PLAYOFFS</b>	<b>3</b>	<b>0</b>	<b>0</b>	<b>0</b>	<b>0</b>	<b>0</b>	<b>0</b>	<b>0</b>	<b>0</b>	<b>0</b>	<b>0</b>	<b>0</b>	<b>0</b>	<b>0</b>	<b>0</b>	

*NFC Wild Card Playoff; \*NFC Divisional Playoff; \*NFC Championship*

**2017, GREEN BAY**

Date	Opp	GP	GS	Tot	So	As	Sk	Yd	Int	Yd	Lg	TD	PD	FF	FR	
09/10	Sea-W			(inactive)												
09/17	at Atl-L	1	0	0	0	0	0	0	0	0	0	0	0	0	0	
09/24	Cin-W	1	0	0	0	0	0	0	0	0	0	0	0	0	0	
09/28	Chi-W	1	0	7	5	2	0	0	0	0	0	0	0	3	0	
10/08	Dal-W	1	0	2	2	0	0	0	0	0	0	0	0	1	0	
10/15	at Min-L	1	1	9	8	1	0	0	0	0	0	0	0	1	0	
10/22	NO-L	1	0	0	0	0	0	0	0	0	0	0	0	0	0	
11/06	Det-L	1	0	1	1	0	0	0	0	0	0	0	0	0	0	
11/12	at Chi-W	1	0	0	0	0	0	0	0	0	0	0	0	0	0	
11/19	Bal-L	1	0	0	0	0	0	0	0	0	0	0	0	0	0	
11/26	at Pit-L	1	0	4	3	1	0	0	0	0	0	0	0	0	0	
12/03	TB-W	1	0	3	3	0	0	0	0	0	0	0	2	0	0	
12/10	at Cle-W	1	0	2	2	0	0	0	0	0	0	0	0	0	0	
12/17	at Car-L	1	1	8	4	4	0	0	0	0	0	0	1	0	0	
12/23	Min-L	1	1	7	3	4	0	0	0	0	0	0	0	0	0	
12/31	at Det-L	1	0	5	3	2	0	0	0	0	0	0	0	0	0	
<b>'17 TOTALS</b>	<b>15</b>	<b>3</b>	<b>48</b>	<b>34</b>	<b>14</b>	<b>0</b>	<b>0</b>	<b>0</b>	<b>0</b>	<b>0</b>	<b>0</b>	<b>0</b>	<b>7</b>	<b>1</b>	<b>0</b>	

Ht: 6-0 Wt: 195

Born: July 10, 1989

NFL Games

Played/Started: 84/45

Acquired: FA-17



# Davon HOUSE

Cornerback  
New Mexico State

# 31

Eighth NFL Season | Sixth Packers Season

## PRO HIGHLIGHTS:

- Rejoined the Packers in 2017 and started all 12 games he appeared in, recording 49 tackles (42 solo), three tackles for a loss, a sack, an interception and nine passes defended (No. 4 on the team).
- Appeared in 16 games with four starts in 2016 for Jacksonville and finished with 16 tackles (13 solo).
- Started a career-best 15 of 16 games played for the Jaguars in 2015, setting career highs in tackles (60), solo tackles (49), passes defended (23) and interceptions (four). His 23 passes defended set a franchise single-season record.
- In 2014, played in 13 games with four starts for the Packers and recorded 24 tackles (17 solo), 11 passes defended, a forced fumble and an interception.
- Appeared in all 16 games for the first time in 2013 and posted 32 tackles (26 solo), 13 passes defended, a sack and an interception.
- Also emerged as a more consistent contributor on special teams in 2013, leading Green Bay with a career-high 12 tackles on the coverage units.
- Suffered a shoulder injury on special teams late in the preseason opener at San Diego (Aug. 9), a setback that sidelined him for the remainder of the summer and the first six weeks of the 2012 regular season.
- Following an injury to CB Sam Shields (shin/ankle), made his season debut in Week 7 at St. Louis in 2012 and went on to start five of the next six contests.
- Finished the season with 18 tackles (17 solo) and a sack, and tied for fourth on the club with 13 passes defended.
- Also contributed regularly on special teams, highlighted by his blocked punt in Week 8 vs. Jacksonville that LB Dezman Moses recovered in the end zone for a TD. The play marked the Packers' first blocked punt since Sept. 29, 2003 (LB Marcus Wilkins), and the first that was returned for a TD since Dec. 2, 1990 (S Tiger Greene).
- Initially competed for the fourth cornerback job early in his first training camp as a rookie in 2011, but suffered injuries that saw him miss much of the preseason.
- Appeared in two games as a rookie, playing only on special teams, where he was credited with one tackle.
- Was the first player to be drafted by the Packers out of New Mexico State in franchise history, and was the first Aggie drafted since S Siddeeq Shabazz (Oakland, seventh round) in 2003.

**2017 SEASON:** Started all 12 games he appeared in (nine at LCB, three at RCB) and registered 49 tackles (42 solo), three tackles for a loss, a sack, an interception and nine passes defended (No. 4 on the team)...Missed four games due to injury (Weeks 3-4, 6, quadriceps; Week 15, shoulder/back)...**Vs. Seattle (Sept. 10):** Finished with two tackles (one solo) and a tackle for a loss. On Seattle's first possession, fought off a block from TE Jimmy Graham to come up and tackle WR Doug Baldwin for a 3-yard loss on a lateral. Helped limit QB Russell Wilson to a 69.7 passer

## AT A GLANCE ...

- Rejoined the Packers in 2017 and started all 12 games he appeared in, recording 49 tackles (42 solo), three tackles for a loss, a sack, an interception and nine passes defended (No. 4 on the team).
- Spent the 2015-16 seasons with the Jacksonville Jaguars, starting 19 of 32 games played. In his first season in Jacksonville, set a franchise single-season record with 23 passes defended, ranking No. 3 in the NFL.
- In 2015, set career highs in starts (15), tackles (60), solo tackles (49), passes defended (23) and interceptions (four).
- Despite missing three regular-season games with a shoulder injury in 2014, his 11 passes defended tied for No. 4 on the Packers.
- After seeing action in two games as a rookie (2011), appeared in 25 games for Green Bay between 2012-13, starting five games each season.
- Finished his career at New Mexico State ranked first in school history in interception return yardage with 319 and tied for sixth with 11 INTs.

rating as he completed just 14 of 27 passes for 158 yards with no TDs...**At Atlanta (Sept. 17):** Posted three tackles (all solo) before departing the game in the fourth quarter due to a quadricep injury that would force him to miss the next two games...**Vs. New Orleans (Oct. 22):** Posted eight tackles (seven solo), an interception and a season-best two passes defended. Late in the first quarter, covered WR Michael Thomas down the sideline and picked off QB Drew Brees' pass intended for Thomas at the Green Bay 6. Early in the fourth quarter, got his right hand in to break up a Brees pass intended for WR Tommylee Lewis on third down to force the Saints to settle for a field goal...**Vs. Detroit (Nov. 6):** Finished with a career-high nine tackles (all solo), including two tackles for a loss...**At Chicago (Nov. 12):** Matched his career high with a team-high nine tackles (eight solo). Posted his first sack since 2013 when he came through untouched on a blitz early in the third quarter to sack QB Mitchell Trubisky for an 8-yard loss on third down and force a Chicago punt. Added a pass defended...**Vs. Tampa Bay (Dec. 3):** Recorded five tackles (four solo) and a pass defended. Part of a secondary that limited WRs Mike Evans and DeSean Jackson to a combined four receptions for 57 yards...**Vs. Minnesota (Dec. 23):** Recorded a solo tackle and a team-high two passes defended. Midway through the first quarter, broke up a pass down the sideline intended for WR Adam Thielen on third down, forcing the Vikings to settle for a field goal.

**2016:** Played in all 16 games with four starts for the Jaguars, recording 16 tackles (13 solo)...**Vs. Green Bay (Sept. 11):** Started at LCB in the season opener and recorded two solo tackles...**At San Diego (Sept. 18):** Started at LCB and made five tackles (three solo)...**Vs. Baltimore (Sept. 25):** Started at LCB and made five solo tackles...**Vs. Indianapolis (Oct. 2):** Started at LCB and played 30 snaps...**Vs. Oakland (Oct. 23):** Saw snaps at CB and on special teams, making two solo tackles...**Vs. Minnesota (Dec. 11):** Saw action at CB and on special

Community

Admin & Coaches

House

Draft & Free Agents

2017 Review

Records & History

Lambeau Field

Misc.



teams, tallying one special teams tackle...**At Indianapolis (Jan. 1):** Saw action at CB and recorded two tackles (one solo).

**2015:** Played in all 16 games with 15 starts in his first season in Jacksonville...Set the franchise single-season record with 23 passes defended (No. 3 in the NFL)...**At Indianapolis (Oct. 4):** Made three tackles (three solo) and recorded two passes defended...**Vs. Houston (Oct. 18):** Started at LCB, posting five tackles (five solo) and three passes defended. Became the fourth NFL player in the last 15 seasons and first Jaguars player to register three-plus passes defended in back-to-back games...**At Baltimore (Nov. 15):** Started at CB, registering eight tackles (three solo), two interceptions and four passes defended, all career highs. Became the first Jaguars player since Derek Cox (Oct. 31, 2010) to record multiple INTs in a single game...**Vs. Tennessee (Nov. 19):** Registered three tackles (all solo), a pass defended, and a forced fumble and recovery in the fourth quarter...**At Tennessee (Dec. 6):** Recorded five tackles (four solo) and his third interception of the season...**At Houston (Jan. 3):** Started at LCB and recorded seven tackles (six solo), two passes defended and an INT.

**2014:** Played in 13 games with four starts for the Packers, seeing time on defense and special teams...Missed the final three games due to a shoulder injury...Recorded 24 tackles (17 solo), an interception, a forced fumble and 11 passes defended...Was tied for No. 4 on the team in passes defended...Added four tackles on special teams...Part of a secondary that helped Green Bay rank No. 7 in the NFL in opponent passer rating (82.0)...Appeared in both postseason games and registered three tackles on special teams...**At Seattle (Sept. 4):** Charged down the field to cover a Tim Masthay punt in the first quarter and was blocked into the returner, S Earl Thomas, as Thomas muffed the catch and S Ha Ha Clinton-Dix recovered the fumble at the Seattle 34...**Vs. N.Y. Jets (Sept. 14):** Saw significant action on defense as the third CB, appearing on 30 snaps, and registered three tackles (two solo) and two passes defended. With the Packers leading, 24-21, in the third quarter, broke up a Geno Smith pass intended for WR Jeremy Kerley on third-and-6 at the Green Bay 34, forcing the Jets to settle for a field goal...**At Detroit (Sept. 21):** Registered his first interception of the season and the second of his career when he picked off QB Matthew Stafford early in the second quarter. Ran with WR Calvin Johnson down the right sideline and extended to make a diving grab of Stafford's pass near the goal line as his momentum carried him into the end zone. Added three solo tackles on defense and a season-high two tackles on special teams...**At Chicago (Sept. 28):** Got the start as the defense opened up in its nickel package. Posted his first career forced fumble when he punched the ball loose from WR Alshon Jeffery on an end-around in the third quarter, but the ball went out of bounds at the Chicago 32...**At Miami (Oct. 12):** Started as the third CB as the defense opened up in nickel, appearing on a season-high 49 defensive snaps. Recorded two solo tackles, a pass defended and a QB hit...**At New Orleans (Oct. 26):** Started at RCB for the second straight week in place of an injured Shields. Recorded five tackles (all solo) and a team-high two passes defended...**Vs. New England (Nov. 30):** Played 44 snaps on defense and 10 on special teams, seeing significant time at RCB after Shields departed the game early in the second quarter due to a concussion. Finished with an assisted tackle and was part of a secondary that helped limit QB Tom Brady to 245 yards passing, his lowest yardage output since Week 4...**Vs. Dallas (NFC Divisional, Jan. 11):** Returned to action after missing the final three regular-season games due to a shoulder injury, appearing on 13 plays on special teams and recording a tackle.

**2013:** Played in all 16 games for the first time as a pro, making five starts in what was the healthiest and most productive season of his young career to that point...Served as a reserve CB in the secondary, posting 32 tackles (26 solo), a sack, his first career INT and 13 passes defended... Played extensively in the team's Wild Card playoff game after Shields exited on the second defensive snap with a knee injury...Also became a steady contributor on special teams, leading the club's coverage units with a career-high 12 tackles...**Vs. Washington (Sept. 15):** Earned a special teams game ball for his performance that featured a team-leading two tackles on the coverage units, one each on the kickoff and punt teams. Also saw extended action on defense, appearing on 26 plays and posting the second sack of his career and a pass defended. On the sack, came in unblocked on a CB blitz off the left edge in the second quarter, taking down QB Robert Griffin III for a 6-yard loss...**At Baltimore (Oct. 13):** Posted a solo tackle and a trio of impressive passes defended. The first pass breakup came along the sideline when he leapt to deflect an underthrown ball intended for WR Marlon Brown that he nearly intercepted. Later found himself matched against Brown on a similar deep ball down the sideline that he also batted away...**Vs. Cleveland (Oct. 20):** Had another productive outing, receiving one of the defensive game balls after appearing on 56 plays and finishing with four tackles (three solo) and three passes defended, including his first career INT. Picked off QB Brandon Weeden on a fourth-down play in the first quarter on what was an underthrown ball to WR Davone Bess near the sideline...**At N.Y. Giants (Nov. 17):** Was thrust into a starting role after Shields sustained a hamstring injury late in the practice week and was inactive on gameday. Appeared on 58 defensive plays and finished with two solo tackles and a pass defended...**Vs. San Francisco (NFC Wild Card, Jan. 5):** Was pressed into extended action on defense after Shields suffered a knee injury on the second defensive snap of the game. Wound up appearing on 61 plays, matched mostly on the outside in "man" coverage. Finished with four solo tackles and three passes defended. First pass defended came when he broke up a third-down fade pass intended for WR Michael Crabtree in the end zone in the first quarter, forcing a FG attempt. Tallied another in the fourth quarter, when he trailed speedy TE Vernon Davis on a deep route across the field and batted the ball away as it arrived.

**2012:** Started five of nine games played, finishing the season with 18 tackles (17 solo), his first career sack and 13 passes defended (tied for No. 4 on the club)...Also factored on special teams, where he blocked a punt and posted two tackles on the coverage units...Started the preseason opener at San Diego (Aug. 9) and turned in an impressive outing with four tackles (three solo, one for loss) and a pass defended before injuring his shoulder on the punt coverage team in the third quarter...The injury sidelined him for the remainder of the preseason and the first six weeks of the regular season...Saw extended playing time after Shields suffered a shin/ankle injury and went on to start five of the next six games after returning to action in Week 7 at St. Louis (Oct. 21)...**At St. Louis (Oct. 21):** Made his season debut after Shields (shin/ankle) was rendered inactive due to injury. Served as the team's dime CB and made one tackle and a team-high three passes defended, the first defensive statistics of his career...**Vs. Jacksonville (Oct. 28):** Started his first career game as the team's third CB minus Shields. Appeared on 55 plays and finished with two solo tackles and two passes defended. Also had a hand in one of the game's deciding plays when he blocked a second-quarter punt that was recovered by Moses in the end zone for a TD. On the play, moved down toward the line of scrimmage from his jammer position on the perimeter. Came through unblocked from the left side of the rush to

make a perfect block of P Bryan Anger's kick, deflecting it backward toward the end zone, where Moses secured it. It marked the Packers' first blocked punt since Sept. 29, 2003 (Wilkins), and the first that was returned for a TD since Dec. 2, 1990 (Greene)... **At Detroit (Nov. 18):** Started his third straight game with the defense opening in nickel. Appeared on all 72 defensive plays and finished with two tackles (both solo), his first career sack and two passes defended. The sack came in the fourth quarter when he dropped Stafford for a 3-yard loss. Contributed to a pass defense that limited Stafford to just 17-of-39 passing for 266 yards, two INTs and a 54.0 rating (a season-low to that point).

**2011:** Played in two games as a rookie during the regular season, appearing on special teams, where he recorded one tackle...Was listed as a gameday inactive 12 times, and dressed but did not play for two others...Suffered a hamstring injury during the first week of training camp and missed key practices and preseason competition, before returning for the team's third exhibition game at Indianapolis (Aug. 26)...Injured his ankle the following week in the preseason finale vs. Kansas City (Sept. 1), and was inactive for the season opener vs. New Orleans (Sept. 8)... **Vs. Denver (Oct. 2):** Was active on gameday for the first time, but did not see any action...**At Minnesota (Oct. 23):** Was again part of the active roster as a reserve in the absence of Shields (concussion), making his NFL debut on special teams, but not recording any statistics...**Vs. Detroit (Jan. 1):** Appeared for the second time during the regular season, again seeing action on special teams, where he registered his first career tackle after running WR Stefan Logan out of bounds following a 14-yard return of a safety punt in the first quarter... **2011 Draft:** Was selected by the Packers in the fourth round with the 131st overall selection. Became the first player drafted by Green Bay out of New Mexico State in franchise history, and was the first Aggie selected since S Siddeeq Shabazz was drafted in the seventh round by Oakland in 2003.

**COLLEGE:** Standout cornerback who earned first-team All-Western Athletic Conference honors as a junior and senior...Stepped into the starting lineup midway through his true freshman season and started every game the rest of his career for the Aggies, appearing in 50 games with 43 starts...Playmaker who finished his career ranked first in school history in interception return yardage with 319 and tied for sixth with 11 INTs...Returned three interceptions for touchdowns during his career, highlighted by a 100-yard return for a score vs. Idaho as a true freshman in 2007...Set a single-season school record with 171 return yards on four interceptions as a freshman, an average of 42.8 yards per return...Also recovered three fumbles during his career...Earned a degree in family consumer science... **Senior season (2010):** Posted 57 tackles, two interceptions and 12 passes defended...Started all 12 contests for the Aggies on his way to earning first-team All-WAC honors for the second straight season...Earned honorable mention All-America honors and was rated the best defensive back prospect in the WAC by *The NFL Draft Report*...Named to

the watch list for the Jim Thorpe Award, which is presented annually to the top defensive back in college football...Registered 57 tackles (29 solo), two interceptions, including one for a TD, 12 passes defended and a forced fumble...Closed out his college career with a 48-yard INT return for a TD in the third quarter vs. Hawai'i (Nov. 27)... **Junior season (2009):** Started all 13 games and was named first-team All-WAC...Led the conference with 16 passes defended and paced the team with four interceptions...Recorded two TDs on the season, a fumble return for a TD at Louisiana Tech (Oct. 17) and an INT for a score at Hawaii (Nov. 14)...Became the first Aggie since LB Gary Jessie in '95 to score on both in the same season...Registered a career-high 68 tackles (42 solo)... **Sophomore season (2008):** Opened all 12 contests and recorded 40 tackles (26 solo), two interceptions, eight passes defended and two fumble recoveries...Part of a pass defense that led the WAC and finished third in the nation by allowing just 159.4 yards per game... **Freshman season (2007):** Appeared in all 13 games as a true freshman, moving into the starting lineup midway through the season to open up the final six contests...Set a school record with 171 interception return yards on a team-leading four INTs...Finished the season with 37 tackles (21 solo) and 12 passes defended.

**PERSONAL:** Given name Davon Thomas House... Nicknamed "Devo"...Married, wife's name is Leatrice; the couple has three sons, Lavon and twins Titus and Isaiah... Born in Van Nuys, Calif. ...Older brother, Tyreece, was a sixth-round draft choice of the Oakland Athletics in 2008, but retired from baseball in 2011...Tyreece was drafted as an outfielder in the 49th round of the 2007 MLB Draft by the Atlanta Braves, but was drafted the next year in the sixth round (No. 184 overall) by the A's after attending the College of the Canyons (Calif.)...Sister, Vanessa, played softball at San Jose State... **High school:** Earned All-Golden League honors and All-CIF recognition as a senior at Palmdale (Calif.) High...Helped the Falcons to a 9-2 overall record in 2006 on the way to their fifth Golden League title...Participated in the Next Level All-Star Game and was named the game's most valuable player...Didn't play football until his junior season...Played flanker as a junior before moving to cornerback for his senior season...Also an All-Golden League selection in baseball and track and field... **Community involvement:** Participated in the Packers Give Back Celebrity Bowling event to raise money for the Northeast Wisconsin Technical College (NWTC) Promise Scholarship...Signed autographs to benefit The Salvation Army...Attended the annual Families of Children With Cancer holiday party...Has supported the Boys and Girls Club of the Fox Valley and also participated in the Edgar Bennett Celebrity Bowl-A-Thon...Played as part of a corporate foursome in the Green Bay Packers Golf Invitational and has participated in the Donald Driver, Jordy Nelson, and Green and Gold Celebrity Softball games, taking home the home run derby titles in 2012 and 2018...Volunteered at a daycare center in Las Cruces, N.M. ...Umpired youth baseball games when he was in high school.

VETERANS  
 Community  
 Admin & Coaches  
 House  
 Draft & Free Agents  
 2017 Review  
 Records & History  
 Lambeau Field  
 Misc.

**NFC CENTRAL COMPOSITE STANDINGS, 1978-2001**

	—Division—				—Overall—				—Central Titles—	
	W	L	T	Pct	W	L	T	Pct	No.	Years
Minnesota	99	80	1	.553	203	172	1	.541	7	1978, 1980, 1989, 1992, 1994, 1998, 2000
Chicago	99	80	0	.553	200	176	0	.532	8	1984-88, 1990-91, 2001
<b>Green Bay</b>	<b>100</b>	<b>76</b>	<b>2</b>	<b>.567</b>	<b>192</b>	<b>180</b>	<b>4</b>	<b>.516</b>	<b>3</b>	<b>1995-97</b>
Detroit	81	100	0	.448	160	215	1	.427	2	1983, 1993
Tampa Bay	67	110	1	.379	146	229	1	.390	3	1979, 1981, 1999

# DAVON HOUSE'S PRO STATISTICS

Year	Team	GP	GS	—Tackles—					Interceptions					Fumbles			
				Tot	Solo	Asst	Sk	Yds	No	Yds	Lg	TD	PD	FF	FR	Yds	
2011	Green Bay	2	0	0	0	0	0	0	0	0	0	0	0	0	0	0	0
2012	Green Bay	9	5	18	17	1	1	3	0	0	0	0	13	0	0	0	0
2013	Green Bay	16	5	32	26	6	1	6	1	11	11	0	13	0	0	0	0
2014	Green Bay	13	4	24	17	7	0	0	1	0	0	0	11	1	0	0	0
2015	Jacksonville	16	15	60	49	11	0	0	4	21	15	0	23	1	1	0	0
2016	Jacksonville	16	4	16	13	3	0	0	0	0	0	0	0	0	0	0	0
2017	Green Bay	12	12	49	42	7	1	8	1	0	0	0	9	0	0	0	0
<b>NFL totals (seven years)</b>		<b>.84</b>	<b>45</b>	<b>199</b>	<b>164</b>	<b>35</b>	<b>3</b>	<b>17</b>	<b>7</b>	<b>32</b>	<b>15</b>	<b>0</b>	<b>69</b>	<b>2</b>	<b>1</b>	<b>0</b>	<b>0</b>

Year	Team	GP	GS	—Tackles—					Interceptions					Fumbles			
				Tot	Solo	Asst	Sk	Yds	No	Yds	Lg	TD	PD	FF	FR	Yds	
2013	Green Bay	1	0	4	4	0	0	0	0	0	0	0	3	0	0	0	0
2014	Green Bay	2	0	0	0	0	0	0	0	0	0	0	0	0	0	0	0
<b>Postseason</b>		<b>3</b>	<b>0</b>	<b>4</b>	<b>4</b>	<b>0</b>	<b>0</b>	<b>0</b>	<b>0</b>	<b>0</b>	<b>0</b>	<b>0</b>	<b>3</b>	<b>0</b>	<b>0</b>	<b>0</b>	<b>0</b>

Inactive for Packers' games in 2011 and 2012 playoffs

**Additional statistics:** Career interceptions — Joe Flacco (2), Drew Brees, Brian Hoyer, Marcus Mariota, Matthew Stafford, Brandon Weeden. Career sacks — Robert Griffin III, Matthew Stafford, Mitchell Trubisky. Blocked Bryan Anger punt attempt, vs. Jacksonville, 10/28/12. Special teams tackles — 1 in 2011, 2 in 2012, 12 in 2013, 4 in 2014, 3 in '14 playoffs, 1 in 2016; NFL total: 20.

**NFL debut:** at Minnesota, 10/23/11  
**First NFL start:** vs. Jacksonville, 10/28/12  
**First NFL interception:** vs. Cleveland, 10/20/13 (B.Weeden)  
**First NFL sack:** at Detroit, 11/18/12 (M.Stafford)

### CAREER TRANSACTIONS

- 2011 Selected by Green Bay Packers in the fourth round (131st overall) of '11 NFL Draft, April 30...Signed first contract, July 30.
- 2015 Signed by Jacksonville Jaguars as unrestricted free agent, March 11.
- 2017 Released by Jaguars, March 6...Signed by Packers as free agent, March 14.
- 2018 Re-signed by Packers as unrestricted free agent, April 13.

**HOUSE'S SINGLE-GAME CAREER HIGHS**

**Tackles**

Total ..... 9,  
 vs. Det. (11/6/17) and at Chi. (11/12/17)  
 Solo ..... 9, vs. Det. (11/6/17)

**Interceptions** ..... 2, at Bal. (11/15/15)

**Passes defended** ..... 4, at Bal. (11/15/15)

### BEST HOME RECORDS, 10-YEAR STRETCH, NFL/AFL HISTORY

Club	10-year span	Home(s)	W	L	T	Pct
Green Bay	1923-32	Bellevue Park, City Stadium	51	6	6	.895
Green Bay	1924-33	Bellevue Park, City Stadium, Borchert Field	50	6	6	.893
Oakland	1967-76	Oakland Coliseum	60	8	2	.877
Green Bay	1922-31	Hagemeister Park, Bellevue Park, City Stadium	50	7	6	.877
New England	2007-16	Gillette Stadium	70	10	0	.875
Green Bay	1993-2002	Lambeau Field, Milwaukee County Stadium	69	11	0	.863
New England	2006-15	Gillette Stadium	69	11	0	.863
Oakland	1968-77	Oakland Coliseum	59	9	2	.862
Pittsburgh	1971-80	Three Rivers Stadium	63	11	0	.851
Green Bay	1994-2003	Lambeau Field, Milwaukee County Stadium	68	12	0	.850
New England	2003-12	Gillette Stadium	68	12	0	.850
New England	2004-13	Gillette Stadium	68	12	0	.850
New England	2008-17	Gillette Stadium	68	12	0	.850

NOTE — The Packers are 59-20-1 (.744) over the last 10 years (2008-17) at home (all at Lambeau), the second best in the NFL and first in the NFC over that span. The New England Patriots own the league's best home record (68-12, .850) over the last 10 seasons. From 1921-71, tie games were not included in winning percentage.





# Brett HUNDLEY

## 7 Quarterback UCLA

Fourth NFL Season | Fourth Packers Season



Ht: 6-3 Wt: 226

Born: June 15, 1993

NFL Games  
Played/Started: 15/9

Acquired: D5-15



### PRO HIGHLIGHTS:

► Started a career-high nine contests in place of injured QB Aaron Rodgers (collarbone) in 2017 and registered a 100-plus passer rating three times, tied with Matt Flynn for the second most by a quarterback in his first nine starts with the Packers (Rodgers, five) among QBs who made their first start for Green Bay since 1960.

► Rushed for 270 yards on 36 carries last season, an average of 7.5 yards per carry that ranked No. 1 in the league among quarterbacks with 25-plus attempts in 2017. His rushing average was also the top mark by any player in team history (min. 25 att.).

► Posted the best rushing average by an NFL quarterback (min. 25 att.) since Eagles QB Michael Vick in 2013 (8.5 avg. on 36 carries).

► Became just the second QB in franchise history (Rodgers, twice) to register a 110-plus rating in three consecutive road starts (Weeks 10, 12, 14).

► Became the first Green Bay quarterback other than Rodgers or Brett Favre to start nine-plus games in a season for the Packers since QB Don Majkowski started all 16 contests in 1989.

► Played in four regular-season games in 2016, completing 2 of 10 passes for 17 yards, and served as the No. 2 QB for the other 12 contests. Also saw action in one playoff game.

► Served as the No. 3 QB behind Rodgers and Scott Tolzien as a rookie in 2015 and was inactive for all 16 regular-season games and both playoff contests.

► Ranked No. 2 in the NFL with 630 passing yards in the 2015 preseason, completing 45 of 65 passes (69.2 percent) for seven TDs with one INT for a 129.6 passer rating (No. 3 in the NFL).

► Registered a 142.4 passer rating in the 2015 preseason finale vs. New Orleans (Sept. 3), connecting on 16 of 23 passes for 236 yards and four TDs with no INTs.

► Was drafted by Green Bay in the fifth round with the No. 147 overall choice, a pick acquired from New England in a trade for the Packers' fifth-round selection (No. 166) and seventh-round choice (No. 247).

► Became the first UCLA quarterback to be selected in the NFL Draft since Cade McNown was chosen in the first round by Chicago in 1999.

**2017 SEASON:** Appeared in a career-high 11 games with a career-best nine starts and completed 192 of 316 passes (60.8 percent) for 1,836 yards and nine TDs with 12 INTs for a 70.6 passer rating...Rushed for 270 yards and two TDs on 36 carries (7.5 avg.), with 12 of the runs going for 10-plus yards and 21 of them (58.3 percent) picking up first downs...Among QBs with 25-plus rushing attempts, ranked No. 1 in the league in yards per carry...

**At Minnesota (Oct. 15):** Saw the most significant action of his career to that point, coming in for an injured Rodgers (collarbone) on Green Bay's second series. Took 58 of 66 snaps, throwing for 157 yards and a TD with three INTs on 18-of-33 passing (54.5 percent). Threw his first career TD

### AT A GLANCE ...

- Started a career-high nine contests in place of injured QB Aaron Rodgers (collarbone) in 2017 and registered a 100-plus passer rating three times, tied with Matt Flynn for the second most by a quarterback in his first nine starts with the Packers (Rodgers, five) among QBs who made their first start for Green Bay since 1960.
- Rushed for 270 yards on 36 carries last season, an average of 7.5 yards per carry that ranked No. 1 in the league among quarterbacks with 25-plus attempts in 2017. His rushing average was also the top mark by any player in team history (min. 25 att.).
- Became just the second QB in franchise history (Rodgers, twice) to register a 110-plus rating in three consecutive road starts (Weeks 10, 12, 14).
- Saw limited action as a backup to Rodgers in 2016, appearing in four contests, and was inactive for all 16 regular-season games and both playoff contests in 2015 as the No. 3 QB behind Rodgers and Scott Tolzien.
- Finished his career at UCLA ranked No. 1 in school history in passing TDs (75), total offense (11,713 yards) and completions (837) despite playing just three seasons for the Bruins.
- Ranked No. 2 in school annals in passing yards (9,966), 300-yard passing games (10), rushing yards by a QB (1,747) and rushing TDs by a QB (30) at the end of his career.

pass, finding WR Davante Adams for a 14-yard TD on third down early in the second quarter. Stepped up in the pocket to avoid pressure and found a wide-open Adams near the Minnesota 5 before he took it in for the score...**Vs. New Orleans (Oct. 22):** Made his first NFL start and completed 12 of 25 passes (48.0 percent) for 87 yards with an INT for a 39.9 rating. Rushed for 44 yards and a TD on three carries (14.7 avg.), the highest rushing average by a Green Bay quarterback (min. three att.) since Bart Starr rushed for 48 yards on three carries (16.0 avg.) at Chicago on Oct. 31, 1965. Midway through the second quarter, scrambled down the left sideline for a 14-yard TD, the first TD run of his career, breaking a tackle attempt by CB Ken Crawley near the pylon...**At Chicago (Nov. 12):** Posted a 110.8 passer rating as he completed 18 of 25 passes (72.0 percent) for 212 yards and a TD with no INTs. Registered a perfect 158.3 rating in the fourth quarter as he connected on 5 of 6 passes for 89 yards and a TD. With Green Bay leading 16-13 midway through the fourth quarter, led the offense on an eight-play, 75-yard drive that was capped off with his 19-yard TD pass to Adams. After Chicago kicked a FG to make it a one-score game, connected with Adams again, this time on a perfectly thrown deep pass down the sideline on third-and-10 that Adams hauled in with one hand for a 42-yard gain to the Chicago 23 with just over two minutes remaining in the game...**At Pittsburgh (Nov. 26):** Registered a career-high 134.3 passer rating, connecting on 17 of 26 passes (65.4 percent) for 245 yards and a career-best three TDs with no INTs. Threw TD passes of 39, 54 and 55 yards, one of only two QBs in the league in 2017 (Chiefs QB Alex Smith, at N.Y. Jets, Week 13) to throw three TD passes of 35-plus yards in a game. Averaged 9.42 yards per attempt, the best mark of his career (min. 15 att.). Posted a career-best four completions of 25-plus yards. Registered a perfect 158.3 passer rating on third down, completing 6

of 7 passes for 120 yards and two TDs. Threw TD passes on the first two drives, finding a wide-open WR Randall Cobb down the left sideline for a 39-yard TD on the first series and then connecting with RB Jamaal Williams on a screen pass for a 54-yard TD late in the first quarter. Connected with Adams for his third TD pass of the evening on the opening drive of the second half with a 55-yard scoring strike down the right sideline. **...Vs. Tampa Bay (Dec. 3):** Posted a career-high 66 rushing yards on seven attempts (9.4 avg.) in the overtime win, the most by a Green Bay QB since Majkowski rushed for 88 yards on eight carries at Detroit on Sept. 30, 1990. **At Cleveland (Dec. 10):** Threw for a career-high 265 yards and matched his career high with three TD passes on 35-of-46 passing for a 111.2 passer rating. Became just the second QB in team history (Rodgers, twice) to register a 110-plus passer rating in three-plus consecutive road starts. His 76.1 completion percentage was a career high and was the best single-game mark in team history among QBs with 35-plus completions. His 35 completions are tied for the third most in a game in franchise annals. Completed 27 of 33 passes (81.8 percent) for 185 yards and two TDs for a 110.2 rating in the second half/OT. With 17 seconds remaining and the Packers trailing, 21-14, found Adams on a back-shoulder throw for a 1-yard TD to tie the game and send it into overtime. Connected with Adams again on Green Bay's first possession in OT, finding him over the middle before Adams spun away from Cleveland defenders to take it in for a game-winning 25-yard TD. Helped the Packers post back-to-back wins in overtime for the first time in team history. **At Carolina (Dec. 17):** Served as the No. 2 QB with Rodgers back in the lineup, but did not see any action. **Vs. Minnesota (Dec. 23):** Returned to the starting lineup with Rodgers being placed on injured reserve (collarbone). Completed 17 of 40 passes for 130 yards with two INTs and rushed for 48 yards on five carries (9.6 avg.), including a career-long 24-yard run up the middle in the second quarter.

**2016:** Played in four games and served as the No. 2 QB for the other 12 contests as well as two playoff games... Completed 2 of 10 passes for 17 yards in the regular season...Saw action in one postseason contest...Was limited to just one game during the preseason due to an ankle injury, completing 5 of 7 passes for 67 yards and a 101.5 rating vs. Oakland (Aug. 18). **At Tennessee (Nov. 13):** Made his regular-season NFL debut, taking over at QB for the final series. Completed 1 of 4 passes for 8 yards, with his first career completion going to RB Ty Montgomery. **At Washington (Nov. 20):** Took over at QB for the final series with the Packers trailing, 42-24, and completed 1 of 3 passes for 9 yards (completion to TE Jared Cook). **Vs. Seattle (Dec. 11):** Took over at QB for Rodgers (coach's decision) with just under 12 minutes remaining in the game and the Packers leading, 28-3. Attempted just two passes with no completions. **Vs. Minnesota (Dec. 24):** Came in for Rodgers for the final series in the fourth quarter with the Packers leading, 38-19, and had one passing attempt. **At Atlanta (NFC Championship, Jan. 22):** Made his NFL postseason debut, taking over for Rodgers (coach's decision) for the final series. Did not have any passing attempts, but picked up a first down with a 14-yard run.

**2015:** Served as the No. 3 QB all season and was inactive for all 16 regular-season contests and both playoff games...Ranked No. 2 in the NFL with 630 passing yards in

the preseason, completing 45 of 65 passes (69.2 percent) for seven TDs with one INT for a 129.6 passer rating (No. 3 in the NFL)...Threw for 315 yards and two TDs with one INT on 22-of-31 passing vs. Philadelphia (Aug. 29) in the third preseason contest...Registered a 142.4 passer rating the next week in the preseason finale vs. New Orleans (Sept. 3), connecting on 16 of 23 passes for 236 yards and four TDs with no INTs. **2015 Draft:** Selected by Green Bay in the fifth round with the No. 147 overall choice, a pick acquired from New England in a trade for the Packers' fifth-round selection (No. 166) and seventh-round choice (No. 247). Became the first UCLA quarterback to be selected in the NFL Draft since McNown was chosen in the first round by Chicago in 1999.

**COLLEGE:** Finished his career ranked No. 1 in school history in passing TDs (75), total offense (11,713 yards) and completions (837) despite playing just three seasons for the Bruins...Ranked No. 2 in school annals in passing yards (9,966), 300-yard passing games (10), rushing yards by a QB (1,747) and rushing TDs by a QB (30) at the end of his career...Started all 40 games he played in for the Bruins, the second-most starts by a QB in school history behind only McNown (44)...Became the first UCLA quarterback to help lead the team to nine-plus wins in three straight seasons as a starter...Majorred in sociology. **Junior season (2014):** Started all 13 games and threw for 3,155 yards and 22 TDs with just five INTs on 271-of-392 passing...His 69.1 completion percentage ranked No. 2 in school history and No. 1 among QBs with 200-plus completions in a season...Added 644 rushing yards and 10 TDs on 159 attempts (4.1 avg.)...Was a finalist for the Manning Award and the Johnny Unitas Golden Arm Award and was a semifinalist for the Davey O'Brien Award...Earned second-team All-Pacific-12 honors and was a team co-captain...Received the team's Red Sanders Award for most valuable player and the Bobby Field Captains Award...Posted five 300-yard passing games and two 100-yard rushing games...Threw for a season-high 396 yards and three TDs on 33-of-44 passing vs. Memphis (Sept. 6)...Posted 355 yards and a season-high four TDs on 18-of-23 passing in the 62-27 win at Arizona State (Sept. 25), becoming the first QB in school history to complete two TD passes of 80-plus yards in a game as he connected with WR Eldridge Massington on an 80-yard score in the second quarter and with WR Jordan Payton for an 80-yarder in the third quarter...Rushed for a season-best 131 yards on 24 carries (5.5 avg.) vs. Arizona (Nov. 1) and completed 19 of 26 passes for 189 yards and a TD. **Sophomore season (2013):** Started all 13 contests and completed 248 of 371 passes (66.8 percent) for 3,071 yards and 24 TDs with nine INTs...Rushed for a career-high 748 yards, the third most by a Bruins QB in a season, and a career-best 11 TDs on 160 carries (4.7 avg.)...Earned honorable mention All-Pac-12 recognition and was a team co-captain...Became the first Bruin ever to throw for a TD (17-yard pass to Payton), run for a score (36-yard run) and catch a TD pass (7-yard pass from WR Devin Fuller) when he did so at Utah (Oct. 3)...Posted a career-high 410 passing yards and three TDs on 31-of-41 passing vs. California (Oct. 12)...Was named co-MVP of the Sun Bowl vs. Virginia Tech (Dec. 31) after throwing two TD passes and running for two others...Posted a career-high 161 rushing yards on 10 carries (16.1 avg.), highlighted by a career-long 86-yard TD run in the second quarter of the 42-12 victory over the Hokies...**Redshirt**

### PACKERS GENERAL MANAGERS

Curly Lambeau .....	1946-49	Dan Devine .....	1971-74	Ted Thompson .....	2005-2017
Verne Lewellen .....	1954-58	Bart Starr .....	1975-80	Brian Gutekunst .....	2018-present
Vince Lombardi .....	1959-68	Ron Wolf .....	1992-2000		
Phil Bengtson .....	1969-70	Mike Sherman .....	2001-04		

**Note:** Includes only those who held the actual title, general manager, and the football seasons in which they held it. Lambeau, Lombardi, Bengtson, Devine, Starr and Sherman doubled as head coaches during the years listed, although Lombardi was GM only in 1968.

VETERANS  
 Community  
 Admin & Coaches  
 Draft & Free Agents  
 2017 Review  
 Records & History  
 Lambeau Field  
 Misc.



**freshman season (2012):** Started all 14 contests and set a school record for the most passing yards in a season with 3,740 on 318-of-478 passing (66.5 percent)...His 318 completions were the most in school history...Threw 29 TD passes, the second most in a season in school annals behind only Drew Olson (34 in 2005)...Added 355 rushing yards and nine TDs on 160 carries (2.2 avg.), giving him a school-record 4,095 yards of total offense on the season... Earned honorable mention All-Pac-12 recognition... Scored a TD on his first collegiate play, a 72-yard run in the season opener at Rice (Aug. 30), and connected on 21 of 28 passes for 202 yards and two TDs in the win...Recorded a season-high 372 yards and a TD on 27-of-42 passing vs. Oregon State (Sept. 22), adding 32 rushing yards and a score on 10 attempts (3.2 avg.) for 404 yards of total offense, the second-most ever by a Bruin freshman (Tommy Maddox, 445 vs. Southern California in 1990).

**PERSONAL:** Given name Brett Alan Hundley Jr. ...Born in Phoenix, Ariz. ...Married, wife's name is Dawnielle...His father, Brett Sr., played running back at the University of Arizona, and his uncle, Albert Hundley, played quarterback at Wichita State...**High school:** Was named a *SuperPrep* All-American as a senior at Chandler (Ariz.) High School

in 2010 after completing 139 of 225 passes (61.8 percent) for 2,348 yards, 20 TDs and just two INTs...Added a team-high 856 rushing yards (7.0 avg.) and nine TDs... Was named *SuperPrep's* Far West Offensive Player of the Year...Was rated as the No. 3 QB in the nation by Scout.com and *SuperPrep*...Played in the Under Armour All-Star Game following his senior campaign and threw a 58-yard TD pass...Won the passing competition at the Under Armour All-American Game Skills Challenge...Was named Arizona's Gatorade Player of the Year as a junior in 2009 after completing 107 of 170 passes (62.9 percent) for 1,517 yards, 16 TDs and just two INTs...Also rushed for 1,208 yards and 12 TDs...**Community involvement:** Along with his wife, created the Hundley Hero Foundation, which focuses on helping children and families where there is a need for extra assistance and also raising awareness and funds to find a cure for epilepsy and childhood cancer...In April 2017, traveled the state as a member of the Packers' annual Tailgate Tour, making scheduled and surprise visits to various communities...Visited a children's hospital in Westwood and also did fundraisers to benefit The Epilepsy Foundation at UCLA...Residence: Phoenix, Ariz.

**BRETT HUNDLEY'S PRO STATISTICS**

PASSING		Yds/							Yds					
Year	Team	GP	GS	Att	Cmp	Pct	Yds	Att	TD	Int	Lg	Sk	Lst	Rating
2015	Green Bay	0	0	0	0	--	0	--	0	0	--	0	0	--
2016	Green Bay	4	0	10	2	20.0	17	1.7	0	1	9	0	0	0.0
2017	Green Bay	11	9	316	192	60.8	1,836	5.8	9	12	55t	29	197	70.6
<b>NFL totals (three years)</b>		<b>15</b>	<b>9</b>	<b>326</b>	<b>194</b>	<b>59.5</b>	<b>1,853</b>	<b>5.7</b>	<b>9</b>	<b>13</b>	<b>55t</b>	<b>29</b>	<b>197</b>	<b>67.9</b>

PLAYOFFS		Yds/							Yds					
Year	Team	GP	GS	Att	Cmp	Pct	Yds	Att	TD	Int	Lg	Sk	Lst	Rating
2016	Green Bay	1	0	0	0	--	0	--	0	0	--	0	0	--

*Inactive for Packers' two games during 2015 playoffs*

**Additional statistics:** *Fumbles-Lost* — 1-0 in 2016, 4-2 in 2017; *NFL total:* 5-2. *Fumble recoveries* — 1 in 2016, 1 in 2017; *NFL total:* 2. *Miscellaneous tackles* — 1 in 2017.

RUSHING		Att	Yds	Avg	Lg	TD
2015	Green Bay	0	0	--	--	0
2016	Green Bay	3	-2	-0.7	0	0
2017	Green Bay	36	270	7.5	24	2
<b>NFL totals (three years)</b>		<b>39</b>	<b>268</b>	<b>6.9</b>	<b>24</b>	<b>2</b>

PLAYOFFS		Att	Yds	Avg	Lg	TD
2016	Green Bay	1	14	14.0	14	0

**NFL debut:** at Tennessee, 11/13/16  
**First NFL start:** vs. New Orleans, 10/22/17  
**First NFL passing TD:** at Minnesota, 10/15/17 (14 yds., D.Adams)  
**First NFL rushing TD:** vs. New Orleans, 10/22/17 (14 yds.)  
**First NFL INT:** at Washington, 11/20/16 (M.Spaight)

**CAREER TRANSACTIONS**

■ 2015 Selected by the Green Bay Packers in the fifth round (147th overall) of '15 NFL Draft, May 2 (pick obtained from New England Patriots for Packers' fifth-round and seventh-round selections)...Signed first contract, May 8.

**HUNDLEY'S SINGLE-GAME CAREER HIGHS**

**Passing**

- Attempts .....46, at Cle. (12/10/17)
- Completions.....35, at Cle. (12/10/17)
- Yards .....265, at Cle. (12/10/17)
- Touchdowns.....3, at Pit. (11/26/17) and at Cle. (12/10/17)
- Long.....55t, at Pit. (11/26/17) to D.Adams

**Rushing**

- Attempts .....7, vs. TB (12/3/17) and at Cle. (12/10/17)
- Yards .....66, vs. TB (12/3/17)
- Touchdowns.....1, vs. NO (10/22/17) and vs. Det. (11/6/17)
- Long.....24, vs. Min. (12/23/17)

# BRETT HUNDLEY GAME-BY-GAME

## 2016, GREEN BAY

Date	Opponent	GP/GS	—PASSING—							LG	SK	Rtg	—RUSHING—					
			Att	Cmp	Yds	Pct	TD	INT	Att				Yds	TD				
09/11	at Jax-W																	
09/18	at Min-L																	
09/25	Det-W																	
10/09	NYG-W																	
10/16	Dal-L																	
10/20	Chi-W																	
10/30	at Atl-L																	
11/06	Ind-L																	
11/13	at Ten-L	1/0	4	1	8	25.0	0	0	8	0	39.6	0	0	0				
11/20	at Was-L	1/0	3	1	9	33.3	0	1	9	0	2.8	1	0	0				
11/28	at Phi-W																	
12/04	Hou-W																	
12/11	Sea-W	1/0	2	0	0	0.0	0	0	--	0	39.6	2	-2	0				
12/18	at Chi-W																	
12/24	Min-W	1/0	1	0	0	0.0	0	0	--	0	39.6	0	0	0				
01/01	at Det-W																	
<b>'16 TOTALS</b>			<b>4/0</b>	<b>10</b>	<b>2</b>	<b>17</b>	<b>20.0</b>	<b>0</b>	<b>1</b>	<b>9</b>	<b>0</b>	<b>0.0</b>	<b>3</b>	<b>-2</b>	<b>0</b>			
01/08	NYG-W <sup>1</sup>																	
01/15	at Dal-W <sup>2</sup>																	
01/22	at Atl-L <sup>3</sup>	1/0	0	0	0	0.0	0	0	--	0	--	1	14	0				
<b>PLAYOFFS</b>			<b>1/0</b>	<b>0</b>	<b>0</b>	<b>0</b>	<b>0.0</b>	<b>0</b>	<b>0</b>	<b>--</b>	<b>0</b>	<b>--</b>	<b>1</b>	<b>14</b>	<b>0</b>			

<sup>1</sup>NFC Wild Card Playoff; <sup>2</sup>NFC Divisional Playoff; <sup>3</sup>NFC Championship

## 2017, GREEN BAY

Date	Opponent	GP/GS	—PASSING—							LG	SK	Rtg	—RUSHING—					
			Att	Cmp	Yds	Pct	TD	INT	Att				Yds	TD				
09/10	Sea-W																	
09/17	at Atl-L																	
09/24	Cin-W																	
09/28	Chi-W	1/0	1	1	0	100.0	0	0	0	0	79.2	0	0	0				
10/08	at Dal-W																	
10/15	at Min-L	1/0	33	18	157	54.5	1	3	26	4	39.6	1	3	0				
10/22	NO-L	1/1	25	12	87	48.0	0	1	14	1	39.9	3	44	1				
11/06	Det-L	1/1	38	26	245	68.4	0	0	46	3	86.0	4	22	1				
11/12	at Chi-W	1/1	25	18	212	72.0	1	0	42	3	110.8	2	16	0				
11/19	Bal-L	1/1	36	21	239	58.3	0	3	33	6	43.6	3	19	0				
11/26	at Pit-L	1/1	26	17	245	65.4	3	0	55t	4	134.3	1	6	0				
12/03	TB-W	1/1	22	13	84	59.1	0	1	14	2	48.3	7	66	0				
12/10	at Cle-W	1/1	46	35	265	76.1	3	0	30t	1	111.2	7	31	0				
12/17	at Car-L																	
12/23	Min-L	1/1	40	17	130	42.5	0	2	19	1	30.2	5	48	0				
12/31	at Det-L	1/1	24	14	172	58.3	1	2	29	4	59.7	3	15	0				
<b>'17 TOTALS</b>			<b>11/9</b>	<b>316</b>	<b>192</b>	<b>1,836</b>	<b>60.8</b>	<b>9</b>	<b>12</b>	<b>55t</b>	<b>29</b>	<b>70.6</b>	<b>36</b>	<b>270</b>	<b>2</b>			

## PACKERS QUARTERBACKS, 1948-2017

Moss, Perry, Illinois . . . . . 1948	Hadl, John, Kansas . . . . . 1974-75	Favre, Brett, S. Mississippi . . . . . 1992-2007
Heath, Stan, Nevada . . . . . 1949	Milan, Don, Cal Poly-San Luis O. . . . . 1975	Detmer, Ty, Brigham Young . . . . . 1993, '95
Christman, Paul, Missouri . . . . . 1950	Brown, Carlos, Pacific . . . . . 1975-76	Brunel, Mark, Washington . . . . . 1994
O'Malley, Tom, Cincinnati . . . . . 1950	Johnson, Randy, Texas A&I . . . . . 1976	Rubley, T.J., Tulsa . . . . . 1995
Rote, Tobin, Rice . . . . . 1950-56	Dickey, Lynn, Kansas St. . . . . 1976-77, 79-85	McMahon, Jim, Brigham Young . . . . . 1995-96
Thomason, Bobby, Virginia Military . . . . . 1951	Dowling, Brian, Yale . . . . . 1977	Pederson, Doug, N.E. La. . . . . 1996-98, 2001-04
Parilli, Babe, Kentucky . . . . . 1952-53, 57-58	Whitehurst, David, Furman . . . . . 1977-83	Bono, Steve, UCLA . . . . . 1997
Garrett, Bob, Stanford . . . . . 1954	Douglass, Bobby, Kansas . . . . . 1978	Hasselbeck, Matt, Boston Coll. . . . . 1999-2000
Brackins, Charlie, Prairie View A&M . . . . . 1955	Sproul, Dennis, Arizona State . . . . . 1978	Wuerffel, Danny, Florida . . . . . 2000
Held, Paul, San Jose State . . . . . 1955	Pisarkiewicz, Steve, Missouri . . . . . 1980	O'Sullivan, J.T., UC Davis . . . . . 2004
Starr, Bart, Alabama . . . . . 1956-71	Troup, Bill, South Carolina . . . . . 1980	Rodgers, Aaron, California . . . . . 2005-17
McHan, Lamar, Arkansas . . . . . 1959-60	Campbell, Rich, California . . . . . 1981-84	Martin, Ingle, Furman . . . . . 2006
Roach, John, S. Methodist . . . . . 1961-63	Wright, Randy, Wisconsin . . . . . 1984-88	Nall, Craig, Northwestern (La) St. . . . . 2003-04, '07
Bratkowski, Zeke, Georgia . . . . . 1963-68, 71	Zorn, Jim, Cal Poly-Pomona . . . . . 1985	Flynn, Matt, Louisiana State . . . . . 2008-11, 13-14
Claridge, Dennis, Nebraska . . . . . 1965	Ferragamo, Vince, Nebraska . . . . . 1986	Harrell, Graham, Texas Tech . . . . . 2012
Horn, Don, San Diego State . . . . . 1967-70	Fusina, Chuck, Penn State . . . . . 1986	Tolzien, Scott, Wisconsin . . . . . 2013, '15
Stevens, Bill, Texas-El Paso . . . . . 1968-69	Shield, Joe, Trinity (Conn.) . . . . . 1986	Wallace, Seneca, Iowa State . . . . . 2013
Norton, Rick, Kentucky . . . . . 1970	Gillis, Willie, Norfolk State . . . . . 1987	Hundley, Brett, UCLA . . . . . 2016-17
Patrick, Frank, Nebraska . . . . . 1970-72	Risher, Alan, Louisiana State . . . . . 1987	Callahan, Joe, Wesley . . . . . 2017
Hunter, Scott, Alabama . . . . . 1971-73	Majkowski, Don, Virginia . . . . . 1987-92	
Tagge, Jerry, Nebraska . . . . . 1972-74	Kiel, Blair, Notre Dame . . . . . 1989-91	
Del Gaizo, Jim, Tampa . . . . . 1973	Dilweg, Anthony, Duke . . . . . 1989-90	
Concannon, Jack, Boston College . . . . . 1974	Tomczak, Mike, Ohio State . . . . . 1991	

*QB's who played in at least one official Packers game in the season listed*

# Aaron JONES

# 33

Running Back  
Texas-El Paso



Ht: 5-9 Wt: 208

Born: December 2, 1994

NFL Games

Played/Started: 12/4

Acquired: D5b-17

Second NFL Season | Second Packers Season



## PRO HIGHLIGHTS:

- Rushed for 448 yards and four TDs on 81 carries as a rookie in 2017, a 5.53-yard rushing average that ranks No. 6 in franchise single-season history (min. 75 att.).
- Among running backs with 75-plus rushing attempts, ranked No. 2 in the NFL last season in rushing average behind only Saints RB Alvin Kamara (6.07 avg.).
- Registered two 125-yard rushing games in 2017, tied for the most in franchise history by a Green Bay rookie (John Brockington, 1971; Eddie Lacy, 2013).
- Was tied for No. 4 in the NFL last season in 125-yard rushing games, joining Chiefs RB Kareem Hunt (three) and Jaguars RB Leonard Fournette (two) as the only rookies with at least two 125-yard games in 2017.
- Was selected by the Packers with the second of two first-round picks (No. 182 overall) in 2017, a compensatory pick awarded to the team.

**2017 SEASON:** Played in 12 games with four starts, posting 448 rushing yards and four TDs on 81 carries (5.5 avg.)...His average of 5.53 yards per carry was the sixth-best mark in franchise single-season history (min. 75 att.)...Among RBs with 75-plus rushing attempts, ranked No. 2 in the NFL in rushing average behind only Kamara (6.07 avg.)...Registered two 125-yard rushing games, tied for the most in franchise history by a Green Bay rookie (Brockington, 1971; Lacy, 2013)...Was tied for No. 4 in the NFL in 125-yard rushing games, joining Hunt (three) and Fournette (two) as the only rookies with at least two 125-yard games in 2017...Added nine receptions for 22 yards (2.4 avg.) and a tackle on special teams...**At Atlanta (Sept. 17):** Made his NFL debut, appearing on eight plays on special teams...**Vs. Chicago (Sept. 28):** Saw the most significant action of his career to that point with injuries to RBs Ty Montgomery and Jamaal Williams, appearing on 30 plays and rushing for 49 yards and a TD on 13 carries (3.8 avg.). Following a 58-yard completion from QB Aaron Rodgers to WR Jordy Nelson in the second quarter, took a handoff from Rodgers and scored on a 2-yard run up the middle, his first touchdown in the NFL...**At Dallas (Oct. 8):** With Montgomery (ribs) sidelined, made his first NFL start and rushed for 125 yards and a TD on 19 carries (6.6 avg.). Became the first Green Bay rookie to record a 100-yard rushing game in his first career start since Samkon Gado (103 yards at Atlanta, Nov. 13, 2005). Posted a career-high five carries of 10-plus yards and rushed for a career-best seven first downs. Late in the first half, made a diving reception near the sideline for a 9-yard gain to the Dallas 7 before taking it up the middle on the next play for a 7-yard TD run, his second straight game with a TD...**Vs. New Orleans (Oct. 22):** Started for the second time on the season and led the team with a career-high 131 rushing yards and a TD on 17 carries (7.7 avg.), his second 100-yard rushing effort in three games. His 17 carries were the fewest by a Green Bay rookie with 125-plus rushing yards in a game. Posted the longest run by a Packer on the season with his 46-yard TD run on the opening drive of the game, the longest rushing TD for Green Bay since

## AT A GLANCE ...

- Rushed for 448 yards and four TDs on 81 carries as a rookie in 2017, a 5.53-yard rushing average that ranks No. 6 in franchise single-season history (min. 75 att.).
- Among running backs with 75-plus rushing attempts, ranked No. 2 in the NFL last season in rushing average behind only Saints RB Alvin Kamara (6.07 avg.).
- Registered two 125-yard rushing games in 2017, tied for the most in franchise history by a Green Bay rookie (John Brockington, 1971; Eddie Lacy, 2013).
- Was tied for No. 4 in the NFL last season in 125-yard rushing games, joining Chiefs RB Kareem Hunt (three) and Jaguars RB Leonard Fournette (two) as the only rookies with at least two 125-yard games in 2017.
- Finished his career at Texas-El Paso ranked No. 1 in school history in rushing yards (4,114) and 100-yard rushing games (17). No. 2 in rushing touchdowns (33) and all-purpose yards (4,760), and No. 3 in rushing attempts (658) and points (240).
- Ranked No. 4 in the country with 1,773 rushing yards in 2016, a total that also set the single-season school record at UTEP, and ranked No. 3 in the nation in rushing yards per game (147.8).

RB James Starks' 65-yard TD run vs. San Diego on Oct. 18, 2015. Racked up 70 rushing yards on four attempts (17.5 avg.) on Green Bay's first series, going up the middle untouched on the 46-yard score...**At Chicago (Nov. 12):** Started for the third straight game, but was limited to just three carries for 12 yards (4.0 avg.) before sustaining a knee injury on the opening drive that would sideline him for the remainder of the game and the next two contests...**Vs. Tampa Bay (Dec. 3):** Made his return after missing two games and posted a game-winning 20-yard TD run on the eighth offensive play of overtime, his lone carry of the game. Took the handoff from QB Brett Hundley and initially ran up the middle before bouncing it out to the left and outrunning a host of Tampa Bay defenders for the TD. It marked Green Bay's first walk-off win in OT on a TD run since RB James Hargrove scored from 7 yards out in a 16-10 overtime win vs. Philadelphia on Oct. 18, 1987 (replacement game)...**At Carolina (Dec. 17):** Led the team with 47 rushing yards on just three carries (15.7 avg.), becoming just the sixth Packer since the 1970 AFL-NFL merger to register 45-plus rushing yards in a game with three or fewer attempts. With just under seven minutes remaining in the second quarter, ripped off a 23-yard run up the middle to the Green Bay 42 on his first carry. Two plays later, took it up the middle again for another big gain, bouncing off LB Luke Kuechly and running past DE Bryan Cox Jr. for a 20-yard gain to the Carolina 38...**2017 Draft:** Selected by the Packers with the second of two fifth-round picks (No. 182 overall), a compensatory pick awarded to the team. Became the first running back to be drafted out of Texas-El Paso since Marcus Thomas in 2008 (fifth round, San Diego) and the first UTEP running back to be selected by the Packers since Ed Smith in 1948 (third round).

**COLLEGE:** Played in 35 games with 32 starts, finishing his career at UTEP ranked No. 1 in rushing yards (4,114) and 100-yard rushing games (17). No. 2 in rushing touch-



downs (33) and all-purpose yards (4,760), and No. 3 in rushing attempts (658) and points (240)...Set a UTEP career record with five 200-yard rushing games, highlighted by four 200-yard outings in 2016...Earned his degree in multidisciplinary studies...**Redshirt junior season (2016):** Started all 12 games and ranked No. 4 in the country with 1,773 rushing yards, a total that also set the single-season school record...Ranked No. 3 in the nation in rushing yards per game (147.8)...Averaged 7.7 yards on 229 carries, the best mark in the country among players with 150-plus rushing attempts in 2016...Posted 17 rushing TDs, the third most in a season in school annals...Registered seven 100-yard rushing games, including four with 200-plus yards...Earned first-team All-Conference USA honors and was named third-team All-America by *The Associated Press*...Was named to the watch lists for the Earl Campbell Tyler Rose Award, the Maxwell Award and the Doak Walker Award...Produced 120 points, the third most in a season in school history, and scored at least one TD in 11 of 12 games...Added 28 receptions for 233 yards (8.3 avg.) and three TDs...Threw a 3-yard TD pass vs. Old Dominion (Oct. 29) on his only career attempt...Opened the season with 249 yards rushing and two TDs on 31 carries (8.0 avg.) vs. New Mexico State (Sept. 3), including 140 yards in the fourth quarter, a career high...Racked up 228 yards and two TDs on just 14 attempts (16.3 avg.) vs. Houston Baptist (Nov. 5), posting TD runs of 39 and 62 yards...Registered 229 rushing yards and two TDs on 27 carries (8.5 avg.) at Florida Atlantic (Nov. 12), becoming the school's all-time leading rusher as he brought his career total to 3,738 yards and moved past John Harvey (3,576) in the school record book...Posted a career-high 301 rushing yards, the second-best single-game effort in school history, and a career-best four TDs on 24 carries (12.5 avg.) vs. North Texas (Nov. 26), highlighted by TD runs of 83, 48 and 58 yards...**Junior season (2015):** Started the first two games before his season ended due to a significant ankle injury...Received a medical redshirt...Rushed for 209 yards and a TD on 32 attempts (6.5 avg.) and added nine catches for 106 yards (11.8 avg.) and a TD...Opened the season with a career-best 83 receiving yards on six receptions (13.8 avg.) and added 70 yards rushing on 15 carries (4.7 avg.) at Arkansas (Sept. 5)...Gained 139 yards on 17 carries (8.2 avg.) in the first half at Texas Tech (Sept. 12), including a school-record 91-yard TD run, before sustaining a season-ending ankle injury...**Sophomore season (2014):** Started all 12 games he appeared in, earning second-team All-Conference USA recognition after leading the team with 1,321 rushing yards and 11 TDs...Led the team in receiving TDs (three) while ranking second in receptions (30) and receiving yards (293)...Became the first Miner since 2009 to register a 1,000-yard rushing season...Produced six 100-yard rushing games and six multi-TD games...Registered a season-high 237 yards

and a season-best three TDs on 22 carries (10.8 avg.) at New Mexico (Aug. 30), including a season-long 73-yard TD run in the second quarter...Became the first sophomore in UTEP history to rush for 200-plus yards in a game...**Freshman season (2013):** Played in nine games with six starts, earning Conference USA All-Freshman team honors...Received honorable mention All-Freshman team recognition from *College Football News* and third-team Freshman All-America honors from *Athlon*...Led the Miners with a freshman-record 811 yards rushing and four TDs on 155 attempts (5.2 avg.)...Helped the offense register 2,216 rushing yards, the most by UTEP since 1988...Ranked No. 2 in the country in rushing yards and rushing yards per game among freshmen prior to sustaining an injury that sidelined him for the final three games...Posted three 100-yard rushing games and six with 90-plus yards...His three 100-yard games were the most by a UTEP freshman since Harvey had four in 1985...Rushed for 127 yards and two TDs on 11 carries (11.5 avg.) vs. New Mexico (Sept. 7) in his collegiate debut, scoring on a 65-yard TD in the third quarter and on an 8-yard TD with 1:19 remaining in the contest to send the game into overtime...Registered a season-high 186 yards rushing on 29 attempts (6.4 avg.) at Rice (Oct. 26), highlighted by a season-long 81-yard run that was the longest by a freshman in school history and the longest by an FBS freshman in 2013.

**PERSONAL:** Given name Aaron LaRae Jones...Born in Savannah, Ga. ...His twin brother, Alvin, who is currently with the Baltimore Ravens, was his teammate at UTEP and in high school...His parents, Alvin Sr. and Vurgess, both retired as sergeant majors in the U.S. Army...Was born in Georgia and also lived in Germany, Tennessee and Virginia...**High school:** Rushed for 1,800-plus yards and posted 30 TDs on his way to being named 1-4A Offensive MVP and earning Class 4A all-state recognition as a senior at Burges High (El Paso, Texas)...Was named All-City MVP by the *El Paso Times*...Rushed for 335 yards in a regional playoff win against Wichita Falls Rider...Added 74 tackles (56 solo), an interception and two forced fumbles as a senior at defensive back...Participated in the Greater El Paso All-Star Game...Earned 1-4A District MVP honors as a junior after rushing for 1,400-plus yards and 16 TDs...Earned all-district recognition as a sophomore at WR...Was a four-time letterman in basketball and track and field...Earned all-city honors in basketball from the *El Paso Times*...Was a member of a 4x400 relay team that won the district title and advanced to the state championship...**Community involvement:** Signed autographs to help raise money for The Salvation Army during the holidays...Had lunch and did a Q&A session with students at the Challenge Academy in Fort McCoy, Wis. ...Worked with special-education students and visited schools while he was in college...Residence: El Paso, Texas.

**PACKERS SPRING MINICAMP HISTORY**

Dan Devine coached collegiately for 16 years before Green Bay hired him in 1971. Shortly after his arrival, he implemented a college tradition: spring practice. That April, Devine took his new players to the University of Texas at Arlington and the Packers' first minicamp, where he got his first look at No. 1 draft choice John Brockington. In 1977, the Packers' revolutionary indoor facility allowed spring practice in Green Bay. However, the team migrated to Arizona in '94, so the Don Hutson Center could be finished.

- 1971 ..... University of Texas at Arlington
- 1972-76 ..... Saguaro High School, Phoenix
- 1977-93 ..... Indoor Practice Facility, Green Bay
- 1994 ..... Scottsdale (Ariz.) Community College
- 1995-present ..... Don Hutson Center, Green Bay

# AARON JONES' PRO STATISTICS

Year	Team	RUSHING							RECEIVING				
		GP	GS	Att	Yds	Avg	Lg	TD	No	Yds	Avg	Lg	TD
2017	Green Bay	12	4	81	448	5.5	46t	4	9	22	2.4	9	0

**Additional statistics:** Special teams tackles — 1 in 2017.

**NFL debut:** at Atlanta, 9/17/17

**First NFL start:** at Dallas, 10/8/17

**First NFL touchdown:** vs. Chicago, 9/28/17 (2-yard run)

**First NFL 100-yard game:** at Dallas, 10/8/17 (125 yards)

## CAREER TRANSACTIONS

- 2017 Selected by Green Bay Packers as second of two choices in the fifth round (182nd overall) of '17 NFL Draft, April 29 (free agency compensatory pick)... Signed first contract, May 5.

## JONES' SINGLE-GAME CAREER HIGHS

### Rushing

Attempts ..... 19, at Dal. (10/8/17)  
 Yards ..... 131, vs. NO (10/22/17)  
 Long. .... 46t, vs. NO (10/22/17)  
 Touchdowns ..... 1, four times (last: vs. TB, 12/3/17)

### Receiving

Receptions ..... 3, vs. NO (10/22/17)  
 Yards ..... 9, at Dal. (10/8/17)  
 Long. .... 9, at Dal. (10/8/17)

**Total Offense** ..... 138, vs. NO (10/22/17)

# AARON JONES GAME-BY-GAME

## 2017, GREEN BAY

Date	Opponent	GP/GS	—RUSHING—					—RECEIVING—					Total Offense
			No	Yds	Avg	Lg	TD	No	Yds	Avg	Lg	TD	
09/10	Sea-W		(inactive)										
09/17	at Atl-L	1/0	0	0	--	--	0	0	--	--	0	0	
09/24	Cin-W	1/0	0	0	--	--	0	0	--	--	0	0	
09/28	Chi-W	1/0	13	49	3.8	11	1	0	0	--	--	49	
10/08	at Dal-W	1/1	19	125	6.6	22	1	1	9	9.0	9	134	
10/15	at Min-L	1/0	13	41	3.2	9	0	1	1	1.0	1	42	
10/22	NO-L	1/1	17	131	7.7	46t	1	3	7	2.3	4	138	
11/06	Det-L	1/1	5	12	2.4	4	0	2	-1	-0.5	2	11	
11/12	at Chi-W	1/1	3	12	4.0	6	0	1	0	0.0	0	12	
11/19	Bal-L		(inactive — knee)										
11/26	at Pit-L		(inactive — knee)										
12/03	TB-W	1/0	1	20	20.0	20t	1	0	0	--	--	20	
12/10	at Cle-W	1/0	4	-2	-0.5	1	0	0	0	--	--	-2	
12/17	at Car-L	1/0	3	47	15.7	23	0	1	6	6.0	6	53	
12/23	Min-L	1/0	3	13	4.3	6	0	0	0	--	--	13	
12/31	at Det-L		(inactive — knee)										
'17 TOTALS		12/4	81	448	5.5	46t	4	9	22	2.4	9	470	

## PLANE PIONEERS

The Packers were the first NFL team to fly to a road game, but the trip didn't exactly go smoothly. On Nov. 14, 1940, the Packers left Green Bay on a 7 a.m. Milwaukee Road train and headed for Chicago, where they were taken by limousine from the depot to the airport to board two United Airlines planes.

This was a Thursday and they were scheduled to play the Giants in New York on Sunday. The Packers' itinerary called for them to leave Chicago at 12:30 p.m. and arrive at LaGuardia Airport at 4:25 p.m. (CST). When a host of photographers showed up at the runway, takeoff time was delayed slightly as the Packers posed for several pictures, including Cecil Isbell lifting a stewardess off the ground and pretending to throw her to Don Hutson.

Once in the air, things went smoothly until the planes had to land in Cleveland for refueling. With LaGuardia under a heavy fog, the decision was then made to abort the flights. A fleet of taxicabs took the Packers to downtown Cleveland where they ate dinner and sat around a hotel lobby until they could board a New York Central railway sleeper to complete the trip to New York. The Packers finally arrived in New York at 8:30 a.m. on Friday and headed to Central Park to practice.

After losing to the Giants, 7-3, things went better on the trip home. The Packers took off early Monday morning from LaGuardia and landed in Chicago without incident. There they took limousines from the airport to Union Station, where they had an hour wait before catching their train back to Green Bay.



Ht: 6-2 Wt: 220

Born: September 20, 1994

NFL Games

Played/Started: 16/7

Acquired: D2b-17



# Josh JONES

# 27

Safety

North Carolina State

Second NFL Season | Second Packers Season

VETERANS

## PRO HIGHLIGHTS:

- One of three Green Bay rookies to play in all 16 games in 2017 (RB Jamaal Williams and P Justin Vogel).
- Started seven contests and posted 71 tackles (64 solo), five tackles for a loss, two sacks, three QB pressures, two QB hits, an interception and seven passes defended as a rookie. Also was tied for No. 2 on the team with six tackles on special teams.
- In his first career start (Week 3 vs. Cincinnati), posted a career-high 11 tackles (10 solo) and became the first rookie defensive back in team history (since 1982) to record two sacks in a game.
- Selected by the Packers with the second of two second-round choices (No. 61 overall) in the 2017 NFL Draft, becoming the highest-drafted safety in school history.
- Joined Ha Ha Clinton-Dix (first round, 2014) and Nick Collins (second round, 2005) as the only safeties selected by the Packers in the first two rounds of the draft from 1998-2017.

**2017 SEASON:** Played in all 16 games with seven starts and posted 71 tackles (64 solo), five tackles for a loss, two sacks, three QB pressures, two QB hits, an interception and seven passes defended...Also registered six tackles on special teams (tied for No. 2 on the team)...**Vs. Seattle (Sept. 10):** Played 21 snaps on special teams in his pro debut, tied with LB Kyler Fackrell for the most on the team, and posted a tackle...**At Atlanta (Sept. 17):** Saw the first action of his career on defense, appearing on 29 plays with S Kentrell Brice departing late in the second quarter due to a groin injury. Also played 25 snaps on special teams and registered a tackle...**Vs. Cincinnati (Sept. 24):** Made his first NFL start, opening at inside LB, and posted a career-high 11 tackles (10 solo), three tackles for a loss and a career-best two sacks. Became the first rookie defensive back in team history (since 1982) to record two sacks in a game. Midway through the first quarter, came unblocked off the left side to sack QB Andy Dalton for a 6-yard loss on third down to force a Cincinnati punt. Late in the third quarter, came off the right side and blew by TE Tyler Kroft to get to Dalton again on third down for an 8-yard sack, forcing the Bengals to settle for a FG attempt by K Randy Bullock that went wide right. On the opening drive of overtime, immediately brought down Kroft after he made a catch in the flat, stopping him for just a 1-yard gain on third-and-6 to force a Cincinnati punt...**Vs. Detroit (Nov. 6):** Started at SS with Morgan Burnett opening the game at inside linebacker. Registered eight tackles (all solo), including a tackle for a loss...**Vs. Baltimore (Nov. 19):** Started for Burnett at SS for the third straight game and led the secondary with eight tackles (all solo)...**At Pittsburgh (Nov. 26):** Posted four tackles (three solo) and led the team with a career-high two tackles on special teams...**At Cleveland (Dec. 10):** Recorded a solo tackle, an interception and a career-high three passes defended. With just under three minutes remaining and the Packers trailing, 21-14, broke up QB DeShone Kizer's pass intended for TE David Njoku on third down, forcing a Cleveland punt

## AT A GLANCE ...

- One of three Green Bay rookies to play in all 16 games in 2017 (RB Jamaal Williams and P Justin Vogel), and ranked No. 4 on the team with 64 solo tackles. His six special teams tackles tied for No. 2 on the Packers.
- Started seven contests and posted 71 tackles, five tackles for a loss, two sacks, three QB pressures, two QB hits, an interception and seven passes defended as a rookie.
- Started 32 of 38 games played in three seasons at North Carolina State, finishing each season in the top five on the team in tackles (No. 5 in 2014, No. 3 in 2015 and No. 1 in 2016).
- Named honorable mention All-ACC as a junior after ranking No. 9 in the conference with a career-best 109 tackles (62 solo). Was the first Wolfpack player since 2013 to eclipse the 100-tackle mark.
- Attended Walled Lake (Mich.) Western High School, where he lettered four years in football, playing safety, running back, wide receiver and cornerback.

that would get the ball back to Green Bay's offense. On the first possession of overtime, posted his first career interception, leaping to make the catch of a Kizer pass that had sailed high into the air after Kizer's arm was hit by LB Clay Matthews...**At Detroit (Dec. 31):** Started for the third straight game, recording two tackles (both solo) and two passes defended. Late in the first quarter, broke up a third-down pass near the goal line intended for TE Eric Ebron, forcing the Lions to settle for a FG...**2017 Draft:** Selected by Green Bay with the No. 61 overall selection, the second of two choices for the Packers in the second round.

**COLLEGE:** Started 32 of 38 games played in three seasons at North Carolina State, finishing each season in the top five on the team in tackles (No. 5 in 2014, No. 3 in 2015 and No. 1 in 2016)...Majored in interpersonal communications...**Junior season (2016):** Named honorable mention All-Atlantic Coast Conference...Started all 13 games played and led the team with a career-best 109 tackles (62 solo), becoming the first N.C. State player since 2013 to eclipse the 100-tackle mark...Ranked No. 9 in the ACC in tackles and No. 11 in passes defended (career-high eight)...Earned the team's DeWayne Washington Award for the most valuable defensive back...Also registered four tackles for a loss, a sack, three interceptions he returned for 34 yards, a forced fumble and a fumble recovery...Moved from strong safety to free safety during spring drills...Tallied 10-plus tackles in five games...Led the team with 13 tackles (nine solo, tied career best) and a tackle for a loss at East Carolina (Sept. 10)...Finished with a team-high 12 tackles (nine solo, tied career best), a tackle for a loss, a sack for a loss of 8 yards on a third-and-9 in the third quarter, and two passes defended, including one on a third-and-8 in the second quarter, vs. Wake Forest (Oct. 1)...Forced a fumble, recovered a fumble, broke up three passes and led the team with 10 tackles (seven solo) at Louisville (Oct. 22)...Recorded an interception and a career-best 15 tackles (eight solo), the most for a Pack defender since 2012, vs. Boston College (Oct. 29)...Matched his career best with 15 tackles (seven solo) vs. Miami (Nov. 19)...**Sophomore season (2015):** Saw action in 13 games

Community

Admin & Coaches

1 Jones

Draft & Free Agents

2017 Review

Records & History

Lambeau Field

Misc.



with 11 starts and registered 64 tackles (35 solo), three tackles for a loss, a half-sack, two passes defended, a career-high two fumble recoveries and an interception...Finished No. 3 on the team in tackles...Totaled six-plus tackles in seven games, including four of the final five games of the season...Recorded a team-best six tackles (four solo) and recovered a fumble at South Alabama (Sept. 26)...Finished with a season-high five solo tackles as part of an eight-tackle performance vs. Louisville (Oct. 3)...Registered six tackles (four solo), a half-sack and an interception at Boston College (Nov. 7)...Finished with a season-best nine tackles (three solo) vs. Mississippi State (Belk Bowl, Dec. 30)...**Redshirt freshman season (2014):** Started eight of 12 games played, recording 56 tackles (42 solo), a tackle for a loss, a sack, seven passes defended and a career-best four interceptions that he returned for a career-high 37 yards...Ranked No. 2 in the ACC in interceptions, No. 33 nationally and No. 4 among freshmen...His four interceptions marked the second-highest total for a freshman in school history...Ranked No. 5 on the team in tackles...All eight starts came at strong safety...Registered a solo tackle and his first career interception at South Florida (Sept. 13)...Tallied five solo tackles, three passes defended and a sack for a loss of 14 yards at Clemson (Oct. 4)...Led the team with a season-high 13 tackles (nine solo) vs. Boston College (Oct. 11)...

Recorded four tackles (three solo) and sealed the victory with an interception at Syracuse (Nov. 1)...Registered an interception and four solo tackles at North Carolina (Nov. 29)...Recorded three tackles (two solo) and an interception he returned for 36 yards, a career long, vs. Central Florida (Bitcoin St. Petersburg Bowl, Dec. 26).

**PERSONAL:** Given name Joshua Robert Jones... Born in Chicago, Ill. ...**High school:** Attended Walled Lake (Mich.) Western High School, where he lettered two years in football and one year in track and field...Played safety, running back, wide receiver and cornerback...As a senior, helped the team post a 9-3 record and advance to the quarterfinals of the state playoffs, recording 95 tackles, five interceptions and two fumbles returned for TDs on defense while totaling 668 rushing yards with 19 TDs and 303 receiving yards with four TDs on offense...Registered 30 tackles and two interceptions as a junior...Was ranked the No. 29 safety in the country and the No. 8 recruit in Michigan by Rivals.com...Attended Southfield (Mich.) High School as a freshman and as a sophomore...**Community involvement:** Hand-delivered Thanksgiving meals to five families in 2017...Signed autographs to benefit The Salvation Army.

## JOSH JONES' PRO STATISTICS

Year	Team	—Tackles—							Interceptions					Fumbles		
		GP	GS	Tot	So	Asst	Sk	Yds	No	Yds	Lg	TD	PD	FF	FR	UR
2017	Green Bay	16	7	71	64	7	2	14	1	0	0	0	7	0	0	0

**Additional statistics:** Special teams tackles — 6 in 2017.  
Career sacks — Andy Dalton (2). Career interceptions — DeShone Kizer.

**NFL debut:** vs. Seattle, 9/10/17  
**First NFL start:** vs. Cincinnati, 9/24/17  
**First NFL sack:** vs. Cincinnati, 9/24/17 (A.Dalton)  
**First NFL interception:** at Cleveland, 12/10/17 (D.Kizer)

### CAREER TRANSACTIONS

- 2017 Selected by Green Bay Packers as second of two choices in the second round (61st overall) of '17 NFL Draft, April 28...Signed first contract, May 19.

JONES' SINGLE-GAME CAREER HIGHS	
<b>Tackles</b>	
Total	11, vs. Cin. (9/24/17)
Solo	10, vs. Cin. (9/24/17)
<b>Sacks</b> ..... 2, vs. Cin. (9/24/17)	
<b>Interceptions</b> ..... 1, at Cle. (12/10/17)	
<b>Passes Defended</b> ..... 3, at Cle. (12/10/17)	

## JOSH JONES GAME-BY-GAME

### 2017, GREEN BAY

Date	Opp	GP	GS	Tot	So	As	Sk	Yd	Int	Yd	Lg	TD	PD	FF	FR
09/10	Sea-W	1	0	0	0	0	0	0	0	0	0	0	0	0	0
09/17	Atl-L	1	0	3	2	1	0	0	0	0	0	0	0	0	0
09/24	Cin-W	1	1	11	10	1	2	14	0	0	0	0	0	0	0
09/28	Chi-W	1	0	5	5	0	0	0	0	0	0	0	0	0	0
10/08	Dal-W	1	0	3	3	0	0	0	0	0	0	0	0	0	0
10/15	Min-L	1	0	1	1	0	0	0	0	0	0	0	1	0	0
10/22	NO-L	1	0	4	4	0	0	0	0	0	0	0	0	0	0
11/06	Det-L	1	1	8	8	0	0	0	0	0	0	0	0	0	0
11/12	Chi-W	1	1	5	5	0	0	0	0	0	0	0	0	0	0
11/19	Bal-L	1	1	8	8	0	0	0	0	0	0	0	1	0	0
11/26	Pit-L	1	0	4	3	1	0	0	0	0	0	0	0	0	0
12/03	TB-W	1	0	5	3	2	0	0	0	0	0	0	0	0	0
12/10	Cle-W	1	0	1	1	0	0	1	0	0	0	3	0	0	0
12/17	Car-L	1	1	5	3	2	0	0	0	0	0	0	0	0	0
12/23	Min-L	1	1	6	6	0	0	0	0	0	0	0	0	0	0
12/31	Det-L	1	1	2	2	0	0	0	0	0	0	2	0	0	0
<b>'17 TOTALS</b>		<b>16</b>	<b>7</b>	<b>71</b>	<b>64</b>	<b>7</b>	<b>2</b>	<b>14</b>	<b>1</b>	<b>0</b>	<b>0</b>	<b>7</b>	<b>0</b>	<b>0</b>	<b>0</b>

Ht: 6-3 Wt: 250

Born: January 30, 1988

NFL Games

Played/Started: 109/88

Acquired: FA-17



# Lance KENDRICKS

Tight End  
Wisconsin

# 84

Eighth NFL Season | Second Packers Season

VETERANS

## PRO HIGHLIGHTS:

- ▶ Played in all 16 games with nine starts in his first season with the Packers in 2017, the fourth time in his seven NFL seasons that he appeared in every game.
- ▶ With 109 games played from 2011-17, ranked tied for No. 3 among NFL tight ends over that span, trailing only Jason Witten (112) and TE Brent Celek (111).
- ▶ Signed with the Packers as a free agent on March 11, 2017, after playing for the Los Angeles/St. Louis Rams for his first six seasons (2011-16) in the league.
- ▶ Posted 17 TD catches during his six seasons with the Rams, the second most by a TE in franchise history behind only Damone Johnson (18, 1986-92).
- ▶ Recorded two of the top nine receiving-yardage seasons by a Rams TE in franchise history with his 519 yards in 2012 (No. 7) and his 499 yards in 2016 (No. 9).
- ▶ Started a career-high 16 games for the Rams in 2016 and posted a career-best 50 receptions for 499 yards (10.0 avg.) and two TDs, becoming just the fifth tight end in franchise history to register 50-plus catches in a season.
- ▶ Registered a career-high seven catches in back-to-back games in 2016 (Weeks 7, 9), the first tight end in Rams history to record seven-plus receptions in consecutive games.
- ▶ Appeared in all 16 games with 14 starts in 2014 and caught 27 passes for 259 yards (9.6 avg.) and a career-best five TDs. His TD total was tied for the fourth most in a season by a tight end in team history.
- ▶ Caught a career-long 80-yard TD pass at Tampa Bay in 2012, the longest reception by a tight end in franchise history and the longest catch by an NFL tight end in '12.
- ▶ Posted four-plus TD catches each season from 2012-14, one of only seven tight ends in the league to do so over that span.
- ▶ Entered the league as a second-round pick (No. 47 overall) with the Rams, the second tight end selected in the 2011 NFL Draft.
- ▶ Became the first Wisconsin TE to be selected in the first two rounds of the draft since Pat Richter was picked in the first round (No. 7 overall) by the Washington Redskins in 1963.

**2017 SEASON:** Played in all 16 games with nine starts and had 18 receptions for 203 yards (11.3 avg.) and a TD... Added a career-high three tackles on special teams...**Vs. Cincinnati (Sept. 24):** Got his first start in a Green Bay uniform, opening the game as the Packers started two tight ends. Caught two passes for a season-high 52 yards (26.0 avg.) and a TD. On Green Bay's opening drive of the game, drew a 33-yard pass-interference penalty on CB Adam Jones that gave the Packers the ball at Cincinnati's 27. Capped the drive off with a 1-yard TD catch from QB Aaron Rodgers, his first TD as a Packer, freeing himself from DT Ryan Glasgow to make a wide-open catch in the end zone. On Green Bay's opening play of the second half, came back to make a catch from Rodgers at the Green Bay 43, spin-

## AT A GLANCE ...

- Played in all 16 games with nine starts in his first season with the Packers in 2017, the fourth time in his seven NFL seasons that he appeared in every game (played in 15 games in the other three).
- With 109 games played from 2011-17, ranked tied for No. 3 among NFL tight ends over that span, trailing only Jason Witten (112) and Brent Celek (111).
- Started a career-high 16 games for the Los Angeles Rams in 2016 and posted a career-best 50 receptions for 499 yards (10.0 avg.) and two TDs, becoming just the fifth tight end in franchise history to register 50-plus catches in a season.
- Posted 17 TD catches during his six seasons with the Rams, the second most by a TE in franchise history behind only Damone Johnson (18, 1986-92).
- Had two of the top nine receiving-yardage seasons by a Rams TE in franchise history with his 519 yards in 2012 (No. 7) and his 499 yards in 2016 (No. 9).
- Played in 35 games with 20 starts in four seasons at the University of Wisconsin, posting 78 catches for 1,160 yards (14.9 avg.) and eight TDs.
- A native of Milwaukee, Wis., he attended Rufus King High School in Milwaukee and earned all-state honors as a senior in 2005.

ning away from a tackle attempt by CB Dre Kirkpatrick and taking it down the middle of the field for a 51-yard gain to the Cincinnati 24, the second-longest catch of his career...**At Dallas (Oct. 8):** On Green Bay's opening drive, found an opening down the seam to make a 24-yard grab to the Dallas 12, helping to set up Rodgers' 10-yard TD pass to WR Davante Adams two plays later...**At Minnesota (Oct. 15):** Brought down CB Marcus Sherels for a 5-yard loss at the Minnesota 18 on a second-quarter punt return...**Vs. Minnesota (Dec. 23):** Started and played 58 of 67 snaps, tying for the team lead with a season-best four receptions for 36 yards (9.0 avg.).

**2016:** Started all 16 games for the first time in his career and posted a career-high 50 receptions for 499 yards (10.0 avg.) and two TDs...Became just the fifth tight end in Rams history to register 50-plus catches in a season, with his reception total coming in at tied for No. 6 in club annals among TEs...**Vs. Seattle (Sept. 18):** Hauled in four passes for 61 yards (15.3 avg.), including a season-long 44-yard grab to the Seattle 4 to help set up a field goal...**Vs. N.Y. Giants (Oct. 23):** Posted a career-high seven receptions for 55 yards (7.9 avg.), with four of the catches going for first downs...**Vs. Carolina (Nov. 6):** Matched his career high with seven receptions for the second straight game, finishing with a season-best 90 yards receiving (12.9 avg.). Became the first TE in team history to post seven-plus catches in back-to-back games. Five of his receptions went for first downs, a career high...**At New Orleans (Nov. 27):** Registered four receptions for 51 yards (12.8 avg.), including a 15-yard TD grab from QB Jared Goff in the second quarter.

**2015:** Played in 15 games with 12 starts and caught 25 passes for 245 yards (9.8 avg.)...**Vs. Seattle (Sept. 13):** Caught a 37-yard TD pass from QB Nick Foles with

Community

Admin & Coaches

Kendricks

Draft & Free Agents

2017 Review

Records & History

Lambeau Field

Misc.

53 seconds remaining in the game to send it to overtime, an eventual 34-31 season-opening win for the Rams...**At Baltimore (Nov. 22):** Posted two receptions for 43 yards (21.5 avg.), including a 30-yard TD grab from QB Case Keenum in the third quarter...**At San Francisco (Jan. 3):** Registered a season-best five receptions for 37 yards (7.4 avg.).

**2014:** Appeared in all 16 games with 14 starts and caught 27 passes for 259 yards (9.6 avg.) and a career-best five TDs...His TD total was tied for the fourth most in a season by a tight end in team history...**Vs. Dallas (Sept. 21):** Caught a season-high six passes for 29 yards (4.8 avg.) and a TD...**Vs. San Francisco (Oct. 13):** Hauled in a 22-yard TD pass from QB Austin Davis in the first quarter...**At Kansas City (Oct. 26):** Matched his career-long streak by recording a TD catch in his third straight game, posting a 1-yard TD grab to cap the Rams' opening drive...**Vs. N.Y. Giants (Dec. 21):** Posted two catches for 35 yards (17.5 avg.), including a 23-yard TD grab from QB Shaun Hill in the third quarter.

**2013:** Played in 15 games with 13 starts and caught 32 passes for 258 yards (8.1 avg.) and four TDs, with 16 of his catches going for first downs...**At Dallas (Sept. 22):** Posted a season-high five receptions for 36 yards (7.2 avg.)...**Vs. Jacksonville (Oct. 6):** Caught four passes for 37 yards (9.3 avg.), including a 16-yard TD catch...**At Houston (Oct. 13):** Caught a TD pass for the third straight game, the longest streak of his career, hauling in a 2-yarder in the second quarter...**At Seattle (Dec. 29):** Matched his season high with five catches for a season-best 54 yards (10.8 avg.).

**2012:** Appeared in all 16 games with 14 starts and posted 42 catches for a career-high 519 yards (12.4 avg.) and four TDs...His receiving-yardage total ranks No. 7 in franchise history for the most in a season by a tight end...Of his 42 receptions, 25 picked up first downs (59.5 percent)...Matched his career high with three receptions of 25-plus yards on the season...Had three-plus catches in each of the final five games of the season...**Vs. Arizona (Oct. 4):** Registered his first career TD catch when he hauled in a 7-yard pass from QB Sam Bradford in the first quarter...**At Arizona (Nov. 25):** Posted a 37-yard TD grab from Bradford in the second quarter, tied for the second-longest TD reception of his career...**At Tampa Bay (Dec. 23):** Recorded his first career 100-yard game, finishing with a career-best 119 yards on four receptions (29.8 avg.). Caught a career-long 80-yard TD pass from Bradford down the middle of the field in the third quarter, the longest reception by a tight end in franchise history and the longest catch by an NFL tight end in 2012.

**2011:** Played in 15 games with 10 starts as a rookie, finishing with 28 receptions for 352 yards (12.6 avg.)...Led all NFL rookie tight ends in both receptions and receiving yards...His reception total was the second most by a Rams rookie TE, trailing only Jim Price's 35-catch season in 1991...Posted three receptions of 25-plus yards, a career high...**Vs. Philadelphia (Sept. 11):** Started in his NFL debut and posted an 18-yard catch...**Vs. Washington (Oct. 2):** Registered a season-high four catches for 33 yards (8.3 avg.), with three of the receptions picking up first downs...**At Green Bay (Oct. 16):** Matched his season best with four grabs for a season-high 71 yards (17.8 avg.), highlighted by a season-long 45-yard reception...**2011 Draft:** Selected by the Rams in the second round (No. 47 overall). Was the second tight end picked in the draft and the first Wisconsin TE to be selected in the first two rounds since Richter was picked in the first round (No. 7 overall) by the Washington Redskins in 1963.

**COLLEGE:** Played in 35 games with 20 starts in four seasons at Wisconsin, posting 78 catches for 1,160 yards (14.9 avg.) and eight TDs...Added 92 rushing yards on nine carries (10.2 avg.)...Earned his degree in economics...**Senior season (2010):** Played in all 13 games with 11 starts and led the team in receptions (43), receiving yards (663) and receiving TDs (five), all career highs...Earned first-team All-America honors from *Sports Illustrated* and *Sporting News* and second-team recognition from *The Associated Press*...Was a finalist for the John Mackey Award and was a consensus first-team All-Big Ten selection...Became the first Badger to receive the Mackey Award National Tight End Player of the Week honors in consecutive games (vs. Arizona State and Austin Peay)...Registered a career-high 131 yards receiving and a TD on seven catches (18.7 avg.) vs. Arizona State (Sept. 18)...Followed that up with six grabs for 103 yards (17.2 avg.) and a TD vs. Austin Peay (Sept. 25)...Posted a team-high four receptions for 74 yards (18.5 avg.) at Michigan (Nov. 20)...Caught four passes for 80 yards (20.0 avg.) and a TD vs. Northwestern (Nov. 27)...**Junior season (2009):** Played in 13 games with nine starts, finishing fourth on the team with 29 receptions for 356 yards (12.3 avg.) and three TDs...Also rushed for 102 yards on seven carries (14.6 avg.)...Was named the team's Offensive Player of the Week after catching six passes for 70 yards (11.7 avg.) and a TD vs. Wofford (Sept. 19)...Earned the honor again vs. Purdue (Oct. 31) after he posted a career-high 91 rushing yards on four carries (22.8 avg.), highlighted by a 54-yarder, and two catches for 21 yards (10.5 avg.)...Registered season highs for receptions (seven) and receiving yards (128, 18.3 avg.) vs. Miami in the Champs Sports Bowl (Dec. 29), with his catch total ranking No. 2 in bowl games at the time on the school's all-time list...He also became just the third player to record a 100-yard receiving effort in a bowl game...**Sophomore season (2008):** Appeared in eight games and caught six passes for 141 yards (23.5 avg.)...Five of his catches went for first downs, including two inside the red zone...Posted three receptions for 94 yards (31.3 avg.) vs. Marshall (Sept. 6)...**Redshirt freshman season (2007):** Played in one game, seeing time on kickoff coverage vs. Northern Illinois (Oct. 20)...Moved from WR to TE in spring drills after the season.

**PERSONAL:** Given name Lance Ronnie Kendricks...Born in Milwaukee, Wis. ...Married to Danielle; the couple has a daughter...His cousin, CB Ryan McNeil, was drafted in the second round by the Detroit Lions in 1993 and went on to play 11 seasons (1993-2003) in the NFL...**High school:** Was an all-state selection and a two-time all-city pick at Rufus King (Milwaukee, Wis.) High School...Registered 102 receptions for 1,905 yards (18.7 avg.) during his career, including 42 catches for 640 yards (15.2 avg.) and 10 TDs as a senior in 2005...Was rated the No. 2 overall prospect in the state of Wisconsin by Rivals.com and the nation's No. 12 receiver by Scout.com as a senior...Earned All-America recognition from *SuperPrep*...Was named the Generals' MVP as a junior and senior and was team captain as a senior...As a junior, caught 35 passes for 735 yards (21.0 avg.) and 12 TDs, also adding six interceptions as a defensive back...Lettered four times in track, capturing the AAU championship in the triple jump in each of his four seasons...Finished second in the event at the 2005 state championship after placing third the previous year...Also played basketball one season...**Community involvement:** Participated in various community events during his time with the Rams, including Jeff Fisher's Celebrity Softball Game and the All-Community Team ticket program...Residence: Los Angeles, Calif.



# LANCE KENDRICKS' PRO STATISTICS

Year	Team	GP	GS	RECEIVING				
				No	Yds	Avg	Lg	TD
2011	St. Louis	15	10	28	352	12.6	45	0
2012	St. Louis	16	14	42	519	12.4	80t	4
2013	St. Louis	15	13	32	258	8.1	21	4
2014	St. Louis	16	14	27	259	9.6	23t	5
2015	St. Louis	15	12	25	245	9.8	37t	2
2016	Los Angeles	16	16	50	499	10.0	44	2
2017	Green Bay	16	9	18	203	11.3	51	1
<b>NFL totals (seven years)</b>		<b>109</b>	<b>88</b>	<b>222</b>	<b>2,335</b>	<b>10.5</b>	<b>80t</b>	<b>18</b>

**KENDRICKS' SINGLE-GAME CAREER HIGHS**

**Receiving**

Receptions ..... 7  
 vs. NYG (10/23/16) and vs. Car. (11/6/16)  
 Yards ..... 119, at TB (12/23/12)  
 Long ..... 80t, at TB (12/23/12)  
 Touchdowns ..... 1, 18 times  
 (last: vs. Cin., 9/24/17)

**Additional statistics:** Special teams tackles — 3 in 2017. One carry for -8 yards in 2011. Miscellaneous tackles — 3 in 2017. Miscellaneous fumble recoveries — 1 in 2012. Fumbles-Lost — 1-1 in 2011, 1-0 in 2012, 1-1 in 2016; NFL total: 3-2.

**NFL debut/first start:** vs. Philadelphia, 9/11/11  
**First NFL reception:** vs. Philadelphia, 9/11/11 (18 yards, S.Bradford)  
**First NFL touchdown:** vs. Arizona, 10/4/12 (7 yards, S.Bradford)

**CAREER TRANSACTIONS**

- 2011 Selected by St. Louis Rams in the second round (47th overall) of '11 NFL Draft, April 29...Signed first contract, July 29.
- 2015 Re-signed by Rams as unrestricted free agent, March 12.
- 2017 Released by Los Angeles Rams, March 9...Signed by Green Bay Packers as free agent, March 11.

## LANCE KENDRICKS GAME-BY-GAME

**2011, ST. LOUIS**

Date	Opp	GP	GS	No	Yds	Avg	Lg	TD	
09/11	Phi-L	1	1	1	18	18.0	18	0	
09/19	at NYG-L	1	1	1	26	26.0	26	0	
09/25	Bal-L	1	1	2	25	12.5	13	0	
10/02	Was-L	1	1	4	33	8.3	11	0	
10/16	at GB-L	1	0	4	71	17.8	45	0	
10/23	at Dal-L	1	0	0	0	--	--	0	
10/30	NO-W	1	0	2	2	2.0	2	0	
11/06	at Ari-L	1	1	7	70	7	7	0	
11/13	at Cle-W	(inactive — foot)							
11/20	Sea-L	1	0	2	21	10.5	13	0	
11/27	Ari-L	1	1	3	37	12.3	24	0	
12/04	at SF-L	1	1	0	0	--	--	0	
12/12	at Sea-L	1	1	1	26	26.0	26	0	
12/18	Cin-L	1	1	3	19	6.3	9	0	
12/24	at Pit-L	1	1	2	13	6.5	7	0	
01/01	SF-L	1	0	3	54	18.0	22	0	
<b>'11 TOTALS</b>		<b>15</b>	<b>10</b>	<b>28</b>	<b>352</b>	<b>12.6</b>	<b>45</b>	<b>0</b>	

Date	Opp	GP	GS	No	Yds	Avg	Lg	TD
12/08	at Ari-L	1	1	1	15	15.0	15	0
12/15	NO-W	1	1	2	13	6.5	9	1
12/22	TB-W	1	1	1	4	4.0	4	0
12/29	at Sea-L	1	1	5	54	10.8	21	0
<b>'13 TOTALS</b>		<b>15</b>	<b>13</b>	<b>32</b>	<b>258</b>	<b>8.1</b>	<b>21</b>	<b>4</b>

**2014, ST. LOUIS**

Date	Opp	GP	GS	No	Yds	Avg	Lg	TD
09/07	Min-L	1	1	2	12	6.0	9	0
09/14	at TB-W	1	1	3	25	8.3	13	0
09/21	Dal-L	1	1	6	29	4.8	10	1
10/05	at Phi-L	1	1	1	22	22.0	22	0
10/13	SF-L	1	0	1	22	22.0	22t	1
10/19	Sea-W	1	1	2	17	8.5	13	1
10/26	at KC-L	1	1	1	1	1.0	1t	1
11/02	at SF-W	1	1	7	70	7	7	0
11/09	at Ari-L	1	0	2	30	15.0	18	0
11/16	Den-W	1	1	2	5	2.5	8	0
11/23	at SD-L	1	1	1	16	16.0	16	0
11/30	Oak-W	1	1	0	0	--	--	0
12/07	at Was-W	1	1	11	110	11	11	0
12/11	Ari-L	1	1	10	100	10	10	0
12/21	NYG-L	1	1	2	35	17.5	23t	1
12/28	at Sea-L	1	1	1	17	17.0	17	0
<b>'14 TOTALS</b>		<b>16</b>	<b>14</b>	<b>27</b>	<b>259</b>	<b>9.6</b>	<b>23t</b>	<b>5</b>

**2015, ST. LOUIS**

Date	Opp	GP	GS	No	Yds	Avg	Lg	TD	
09/13	Sea-W	1	1	2	42	21.0	37t	1	
09/20	at Was-L	1	1	1	15	15.0	15	0	
09/27	Pit-L	1	1	2	12	6.0	7	0	
10/04	at Ari-W	1	0	0	0	--	--	0	
10/11	at GB-L	1	1	2	16	8.0	12	0	
10/25	Cle-W	(inactive — hand)							
11/01	SF-W	1	0	2	7	3.5	4	0	
11/08	at Min-L	1	1	2	25	12.5	20	0	
11/15	Chi-L	1	1	1	4	4.0	4	0	
11/22	at Bal-L	1	1	2	43	21.5	30t	1	
11/29	at Cin-L	1	1	3	17	5.7	11	0	
12/06	Ari-L	1	1	0	0	--	--	0	
12/13	Det-W	1	0	0	0	--	--	0	
12/17	TB-W	1	1	3	27	9.0	11	0	
12/27	at Sea-W	1	1	0	0	--	--	0	
01/03	at SF-L	1	1	5	37	7.4	12	0	
<b>'15 TOTALS</b>		<b>15</b>	<b>12</b>	<b>25</b>	<b>245</b>	<b>9.8</b>	<b>37t</b>	<b>2</b>	

**2016, LOS ANGELES**

Date	Opp	GP	GS	No	Yds	Avg	Lg	TD
09/12	at SF-L	1	1	2	15	7.5	9	0
09/18	Sea-W	1	1	4	61	15.3	44	0
09/25	at TB-W	1	1	0	0	--	--	0
10/02	at Ari-W	1	1	5	52	10.4	23	0
10/09	Buf-L	1	1	2	24	12.0	21	0
10/16	at Det-L	1	1	5	34	6.8	15t	1
10/23	NYG-L	1	1	7	55	7.9	11	0
11/06	Car-L	1	1	7	90	12.9	25	0
11/13	at NYJ-W	1	1	0	0	0.0	0	0
11/20	Mia-L	1	1	4	38	9.5	20	0
11/27	at NO-L	1	1	4	51	12.8	24	1
12/04	at NE-L	1	1	2	13	6.5	11	0
12/11	Ari-L	1	1	1	13	13.0	13	0
12/15	at Sea-L	1	1	1	5	5.0	5	0
12/24	SF-L	1	1	3	36	12.0	24	0
01/01	Ari-L	1	1	2	12	6.0	9	0
<b>'16 TOTALS</b>		<b>16</b>	<b>16</b>	<b>50</b>	<b>499</b>	<b>10.0</b>	<b>44</b>	<b>2</b>

**2017, GREEN BAY**

Date	Opp	GP	GS	No	Yds	Avg	Lg	TD
09/10	Sea-W	1	0	2	18	9.0	9	0
09/17	at Ari-L	1	0	0	0	--	--	0
09/24	Cin-W	1	1	2	52	26.0	51	1
09/28	Chi-W	1	0	1	0	0.0	0	0
10/08	Dal-W	1	0	1	24	24.0	24	0
10/15	at Min-L	1	0	0	0	--	--	0
10/22	NO-L	1	0	0	0	--	--	0
11/06	Det-L	1	1	2	32	16.0	21	0
11/12	at Chi-W	1	1	9	90	9	9	0
11/19	Bal-L	1	1	5	50	5	5	0
11/26	at Pit-L	1	1	0	0	--	--	0
12/03	TB-W	1	0	1	11	11.0	11	0
12/10	at Cle-W	1	1	2	11	5.5	6	0
12/17	at Min-L	1	1	1	5	5.0	5	0
12/23	Cin-L	1	1	4	36	9.0	19	0
12/31	at Det-L	1	1	0	0	--	--	0
<b>'17 TOTALS</b>		<b>16</b>	<b>9</b>	<b>18</b>	<b>203</b>	<b>11.3</b>	<b>51</b>	<b>1</b>

**2013, ST. LOUIS**

Date	Opp	GP	GS	No	Yds	Avg	Lg	TD	
09/08	Ari-W	1	1	3	25	8.3	10	0	
09/15	at Atl-L	1	0	2	23	11.5	17	0	
09/22	at Dal-L	1	1	5	36	7.2	18	0	
09/26	SF-L	1	1	1	6	6.0	6t	1	
10/06	Jax-W	1	1	4	37	9.3	16t	1	
10/13	at Hou-W	1	1	2	20	10	2t	1	
10/20	at Car-L	1	1	2	7	3.5	4	0	
10/28	Sea-L	1	1	2	23	11.5	18	0	
11/03	Ten-L	1	0	3	13	4.3	11	0	
11/10	at Ind-W	(inactive — hand)							
11/24	Chi-W	1	1	0	0	--	--	0	
12/01	at SF-L	1	1	0	0	--	--	0	

# Joe KERRIDGE

# 40

Fullback  
Michigan

Third NFL Season | Third Packers Season



Ht: 6-0 Wt: 245

Born: September 17, 1992

NFL Games  
Played/Started: 12/0

Acquired: FA-16

## PRO HIGHLIGHTS:

- Has played in 12 games during his two seasons with the Packers (2016-17).
- Spent time on Green Bay's active roster and practice squad in 2017, appearing in four games and posting a 3-yard reception.
- Played in eight games for the Packers as a rookie in 2016 and registered two tackles on special teams. Also appeared in one postseason contest.
- Spent his first five games with Green Bay on the team's practice squad (Weeks 5-9) as a rookie in '16 before being signed to the 53-man roster on Nov. 7.
- Entered the NFL as an undrafted free agent with Washington in May 2016 and was with the Redskins during the preseason. Also had a brief stint on the Redskins' practice squad early in the regular season.

**2017 SEASON:** Appeared in four games, seeing action on offense and special teams, and had one catch for 3 yards... Was on Green Bay's practice squad for three games and also dressed, but did not play, in two contests...**Vs. Baltimore (Nov. 19):** Posted the first reception of his NFL career, hauling in a 3-yard pass from QB Brett Hundley late in the first quarter...**At Pittsburgh (Nov. 26):** Appeared on eight plays on special teams...**At Cleveland (Dec. 10):** Played eight snaps on special teams.

**2016:** Played in eight games as a rookie, seeing time primarily on special teams, where he recorded two tackles... Also played in one postseason game... Was signed to the active roster from the practice squad on Nov. 7... Spent five games on Green Bay's practice squad (Week 5-9)... Was with Washington during the preseason and also had a brief stint on the Redskins' practice squad early in the season...**At Tennessee (Nov. 13):** Made his NFL debut, playing nine snaps on special teams...**At Washington (Nov. 20):** Posted his first career special teams tackle...**At Philadelphia (Nov. 28):** Registered a tackle on special teams and also saw his first offensive action as a pro, seeing three snaps of action...**2016 Draft:** Signed by the Redskins as an undrafted free agent on May 5.

**COLLEGE:** Was a four-year letterwinner for the Wolverines, appearing in 48 games with 14 starts... Rushed for 121 yards on 18 carries (6.7 avg.) and caught 15 passes for 123 yards (8.2 avg.)... Was a four-time Academic All-Big Ten selection... Earned his degree in sport business...**Senior season (2015):** Played in 11 games with four starts, recording career highs in rushing attempts (14), rushing yards (62) and rushing TDs (one)... Also caught five passes for 33 yards (6.6 avg.)... Posted a career-high three catches for 24 yards (8.0 avg.) along with two carries for 8 yards

## AT A GLANCE ...

- Spent time on Green Bay's active roster and practice squad in 2017, appearing in four games and posting a 3-yard reception.
- Played in eight games for the Packers as a rookie in 2016 and registered two tackles on special teams. Also appeared in one postseason contest.
- Entered the NFL as an undrafted free agent with the Washington Redskins in May 2016 and was with the club during the preseason. Also had a brief stint on the Redskins' practice squad early in the season.
- Was a four-year letterwinner at Michigan, appearing in 48 games with 14 starts for the Wolverines during his career.
- Earned Academic All-Big Ten recognition four years at Michigan (2012-15).

(4.0 avg.) vs. UNLV (Sept. 19)... Rushed for 35 yards on two attempts (17.5 avg.), highlighted by a 34-yard gain, vs. Northwestern (Oct. 10)...**Junior season (2014):** Appeared in all 12 contests and started three games... Posted 56 rushing yards on three carries (18.7 avg.) and a career-high six catches for 53 yards (8.8 avg.)... Had a career-long 17-yard catch vs. Indiana (Nov. 1)... Recorded a career-long 52-yard run vs. Maryland (Nov. 22)... Made at least one reception in each of the final four games of the season, including two catches for 18 yards (9.0 avg.) in the season finale at Ohio State (Nov. 29)...**Sophomore season (2013):** Played in all 13 games with a career-high seven starts... Had one carry for 3 yards and five catches for 25 yards (5.0 avg.)... Made two receptions for 10 yards (5.0 avg.) vs. Ohio State (Oct. 30)...**Redshirt freshman season (2012):** Appeared in 11 games as a reserve... Posted the first reception of his career when he hauled in a 12-yard pass at Nebraska (Oct. 27).

**PERSONAL:** Given name Joseph John Kerridge... Last name is pronounced KAIR-idge... Born in Traverse City, Mich. ...**High school:** Was a three-year letterwinner at St. Francis High School in Traverse City, Mich. ... Rushed for 2,153 yards and 34 TDs during his career... Was a team captain as a senior in 2010, but saw limited action due to injury... Earned all-state honorable mention from *The Associated Press* at running back and punter in 2009, a season that saw his team win the Division VII state title... Was part of a team that won a state championship in 2008 as he earned all-state recognition at punter from *AP* and the *Detroit Free Press*... Also played linebacker, earning honorable mention from the *Detroit News* as a junior... Played basketball and club lacrosse for three seasons...**Community involvement:** Visited Mott Children's Hospital when he was in college... Residence: Traverse City, Mich.

# JOE KERRIDGE'S PRO STATISTICS

Year	Team	GP	GS	RUSHING					RECEIVING				
				Att	Yds	Avg	Lg	TD	No	Yds	Avg	Lg	TD
2016	Green Bay	8	0	1	0	0.0	--	0	0	0	--	0	
2017	Green Bay	4	0	0	0	--	--	0	1	3	3.0	3	
<b>NFL totals (two years)</b>		<b>12</b>	<b>0</b>	<b>1</b>	<b>0</b>	<b>0.0</b>	<b>0</b>	<b>0</b>	<b>1</b>	<b>3</b>	<b>3.0</b>	<b>3</b>	

Year	Team	GP	GS	RUSHING					RECEIVING				
				Att	Yds	Avg	Lg	TD	No	Yds	Avg	Lg	TD
2016	Green Bay	1	0	0	0	--	--	0	0	0	--	0	

**Additional statistics:** Special teams tackles — 2 in 2016.

**NFL debut:** at Tennessee, 11/13/16

**First NFL reception:** vs. Baltimore, 11/19/17 (3 yards, B.Hundley)

## CAREER TRANSACTIONS

- 2016 Signed by Washington Redskins as undrafted free agent, May 5...Waived by Redskins, Sept. 3...Signed by Redskins to practice squad, Sept. 4...Waived by Redskins from practice squad, Sept. 5...Signed by Green Bay Packers to practice squad, Oct. 3...Signed from practice squad to active roster, Nov. 7.
- 2017 Re-signed by Packers as exclusive-rights free agent, March 15...Placed on injured reserve (calf), Sept. 2...Released from injured reserve, Sept. 8...Signed by Packers to practice squad, Oct. 30...Signed from practice squad to active roster, Nov. 18...Released by Packers, Dec. 19...Signed by Packers to practice squad, Dec. 21...Signed from practice squad to active roster, Dec. 30.
- 2018 Re-signed by Packers as exclusive-rights free agent, April 17.

# JOE KERRIDGE GAME-BY-GAME

## 2016, GREEN BAY

Date	Opponent	GP/GS	—RUSHING—					—RECEIVING—					Total Offense
			No	Yds	Avg	Lg	TD	No	Yds	Avg	Lg	TD	
09/11	at Jax-W		(not with team)										
09/18	at Min-L		(not with team)										
09/25	Det-W		(not with team)										
10/09	NYG-W		(practice squad)										
10/16	Dal-L		(practice squad)										
10/20	Chi-W		(practice squad)										
10/30	at Atl-L		(practice squad)										
11/06	Ind-L		(practice squad)										
11/13	at Ten-L	1/0	0	0	--	--	0	0	--	--	0	0	
11/20	at Was-L	1/0	0	0	--	--	0	0	--	--	0	0	
11/28	at Phi-W	1/0	0	0	--	--	0	0	--	--	0	0	
12/04	Hou-W	1/0	0	0	--	--	0	0	--	--	0	0	
12/11	Sea-W	1/0	0	0	--	--	0	0	--	--	0	0	
12/18	at Chi-W	1/0	0	0	--	--	0	0	--	--	0	0	
12/24	Min-W	1/0	0	0	--	--	0	0	--	--	0	0	
01/01	at Det-W	1/0	1	0	0.0	0	0	0	0	--	--	0	
<b>*16 TOTALS</b>		<b>8/0</b>	<b>1</b>	<b>0</b>	<b>0.0</b>	<b>0</b>	<b>0</b>	<b>0</b>	<b>0</b>	<b>--</b>	<b>--</b>	<b>0</b>	
01/08	NYG-W	1/0	0	0	--	--	0	0	0	--	--	0	
01/15	at Dal-W		(did not play)										
01/22	at Atl-L		(inactive)										
<b>PLAYOFFS</b>		<b>1/0</b>	<b>0</b>	<b>0</b>	<b>--</b>	<b>--</b>	<b>0</b>	<b>0</b>	<b>--</b>	<b>--</b>	<b>0</b>	<b>0</b>	

\*NFC Wild Card Playoff; †NFC Divisional Playoff; ‡NFC Championship

## 2017, GREEN BAY

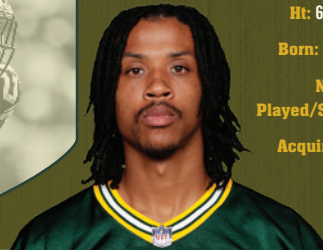
Date	Opponent	GP/GS	—RUSHING—					—RECEIVING—					Total Offense
			No	Yds	Avg	Lg	TD	No	Yds	Avg	Lg	TD	
09/10	Sea-W		(not with team)										
09/17	at Atl-L		(not with team)										
09/24	Cin-W		(not with team)										
09/28	Chi-W		(not with team)										
10/08	at Dal-W		(not with team)										
10/15	at Min-L		(not with team)										
10/22	NO-L		(not with team)										
11/06	Det-L		(practice squad)										
11/12	at Chi-W		(practice squad)										
11/19	Bal-L	1/0	0	0	--	--	0	1	3	3.0	3	0	
11/26	at Pit-L	1/0	0	0	--	--	0	0	0	--	--	0	
12/03	TB-W	1/0	0	0	--	--	0	0	0	--	--	0	
12/10	at Cle-W	1/0	0	0	--	--	0	0	0	--	--	0	
12/17	at Car-L		(did not play)										
12/23	Min-L		(practice squad)										
12/31	at Det-L		(did not play)										
<b>*17 TOTALS</b>		<b>4/0</b>	<b>0</b>	<b>0</b>	<b>--</b>	<b>--</b>	<b>0</b>	<b>1</b>	<b>3</b>	<b>3.0</b>	<b>3</b>	<b>0</b>	



# Kevin King

# 20

Cornerback  
Washington



Ht: 6-3 Wt: 200

Born: May 5, 1995

NFL Games  
Played/Started: 9/5

Acquired: D2a-17

Second NFL Season | Second Packers Season



## PRO HIGHLIGHTS:

➤ Appeared in nine games with five starts as a rookie in 2017, registering 31 tackles (23 solo), a tackle for a loss and eight passes defended (No. 5 on the team) before being placed on injured reserve (shoulder) on Dec. 6.

➤ Despite being limited to nine games due to injury, his five starts were the third most among Packers rookies in 2017 (S Josh Jones and RB Jamaal Williams both had seven)

➤ Selected by the Packers with the first pick in the second round of the 2017 NFL Draft (No. 33 overall), a selection acquired from Cleveland along with a fourth-round choice (No. 108 overall) in exchange for Green Bay's first-round pick (No. 29 overall). Became the first defensive back from the University of Washington to be drafted by the Packers since S Mark Lee in 1980 (second round, No. 34 overall).

**2017 SEASON:** Appeared in nine games with five starts as a rookie, registering 31 tackles (23 solo), a tackle for a loss and eight passes defended before being placed on injured reserve (shoulder) on Dec. 6...**Vs. Seattle (Sept. 10):** Recorded an assisted tackle and a pass defended in his NFL debut...**At Atlanta (Sept. 17):** Registered three tackles (two solo) and two passes defended. Late in the first half, broke up a QB Matt Ryan pass over the middle intended for WR Julio Jones...**Vs. Cincinnati (Sept. 24):** Started his first NFL game, opening at RCB with CB Davon House (quadricep) sidelined and CB Damarious Randall starting in House's place at LCB. Registered a career-high seven tackles (six solo)...**At Dallas (Oct. 8):** Started at RCB for the third straight game, but was forced to leave the game late in the first quarter after sustaining a concussion. On the Cowboys' opening play, came up to drill RB Ezekiel Elliott for a 4-yard loss on a swing pass...**At Minnesota (Oct. 15):** Inactive (concussion)...**Vs. New Orleans (Oct. 22):** Started at RCB and posted six tackles (two solo)...**Vs. Detroit (Nov. 6):** Started at RCB, recording four tackles (three solo) and a team-best two passes defended...**At Chicago (Nov. 12):** Registered two tackles (both solo) and a team-high two passes defended. Late in the first half, broke up a deep pass down the sideline from QB Mitchell Trubisky to WR Joshua Bellamy...**Vs. Baltimore (Nov. 19):** Inactive (shoulder)...**At Pittsburgh (Nov. 26):** Registered four tackles (all solo) and a pass defended. Broke up a slant pass to WR Martavius Bryant on Pittsburgh's opening series...**Vs. Tampa Bay (Dec. 3):** Inactive (shoulder)...**2017 Draft:** Selected by Green Bay with the first of two choices in the second round, No. 33 overall. The Packers acquired the selection, as well as a fourth-round pick (No. 108 overall), from Cleveland in exchange for a first-round pick (No. 29 overall). Became the first defensive back from the University of Washington to be drafted by the Packers since S Mark Lee in 1980 (second round, No. 34 overall).

**COLLEGE:** Played in all 48 games with 35 starts in his four seasons at Washington and registered 165 tackles (107 solo), 8½ tackles for a loss, six interceptions, 28 passes defended, two forced fumbles and two fumble recoveries...**Senior season (2016):** Started all 14 games

## AT A GLANCE ...

- Appeared in nine games with five starts as a rookie in 2017, registering 31 tackles (23 solo), a tackle for a loss and eight passes defended before being placed on injured reserve (shoulder) on Dec. 6.
- Played in all 48 games with 35 starts in his four seasons at Washington and registered 165 tackles (107 solo), 8½ tackles for a loss, six interceptions, 28 passes defended, two forced fumbles and two fumble recoveries.
- Earned honorable mention All-Pacific-12 recognition as a junior and senior.
- Started all 14 games at cornerback as a senior in 2016 as he helped the Huskies to their first conference title since 2000 and their first College Football Playoff berth.
- Won the Tye Sports Council Community Service Award at the team's postseason banquet and was an honorable mention Academic All-Pac-12 selection in 2016.
- Was named first-team All-East Bay by the *Contra Costa Times* as a senior at Bishop O'Dowd High School in Oakland, Calif., where he was coached by former NFL linebacker Hardy Nickerson, who played for the Green Bay Packers in 2002.

at CB, earning honorable mention All-Pacific-12 recognition as he helped the Huskies to their first conference title since 2000 and their first College Football Playoff berth... Led the team with a career-high 15 passes defended, contributing to a defense that ranked No. 2 in the Pac-12 and No. 22 in the country in passing yards allowed per game (192.6)... Posted 44 tackles (26 solo), 3½ tackles for a loss and two interceptions... Won the Tye Sports Council Community Service Award at the team's postseason banquet and was an honorable mention Academic All-Pac-12 selection... Intercepted a deep pass in the second quarter and added another pass defended at Arizona (Sept. 24)... Led the team with a career-high three passes defended at California (Nov. 5)... Made a leaping one-handed interception in the end zone of a QB Manny Wilkins pass on third-and-goal from the 10 late in the first quarter vs. Arizona State (Nov. 19)... Posted two tackles (both solo) and two passes defended vs. Colorado (Pac-12 Championship Game, Dec. 2) and was named the team's Special Teams Player of the Week by the coaches... Recorded a season-high nine tackles (four solo) in the College Football Playoff semifinal game, including a tackle for a loss, vs. Alabama (Chick-fil-A Peach Bowl, Dec. 31)...**Junior season (2015):** Appeared in 11 games with eight starts at CB, earning honorable mention All-Pac-12 recognition... Posted a career-high three INTs, good for No. 2 on the team behind only CB Sidney Jones (four)... Registered 39 tackles (24 solo), including a career-best 4½ tackles for a loss, eight passes defended, a forced fumble and a fumble recovery... Missed two contests due to injury... Registered two tackles (one solo) and an interception in the season opener at Boise State (Sept. 4)... Recorded an interception for the third straight game, picking off QB Chuckie Keeton on a third-down pass in the second quarter, and added three tackles (one solo) vs. Utah State (Sept. 19)... Led the team with a season-high nine tackles (eight total), including a season-best two for a loss, and added a forced fumble and a fumble recovery in the Apple Cup vic-

tory vs. Washington State (Nov. 27)...**Sophomore season (2014):** Played in 13 games with 12 starts at safety, posting a career-best 65 tackles (43 solo) on the season... Added an interception, four passes defended and a forced fumble... Missed one game due to illness... Registered five tackles (two solo), including a half-tackle for a loss, and a forced fumble in the win vs. Illinois (Sept. 13)... Posted a career-high 10 tackles (five solo), which was tied for the team lead vs. UCLA (Nov. 8)... Registered his first career interception and added four tackles (three solo) in the Apple Cup win at Washington State (Nov. 29)...**Freshman season (2013):** Appeared in 10 games with one start at safety as a true freshman... Recorded 17 tackles (14 solo), a pass defended and a fumble recovery... Earned his first career start, opening at safety and posting a season-high four tackles (three solo) vs. Colorado (Nov. 9)... Matched his season high with four tackles (two solo) and added the first fumble recovery of his career at UCLA (Nov. 15).

**PERSONAL:** Given name Kevin Charles King... Born in Oakland, Calif... His cousin, CB Asa Jackson, played for

the Baltimore Ravens from 2012-15 and the Detroit Lions in 2016...**High school:** Was named first-team All-East Bay by the *Contra Costa Times* as a senior at Bishop O'Dowd High School in Oakland, Calif., where he was coached by former NFL linebacker Hardy Nickerson, who played for the Packers in 2002... Also earned first-team all-metro honors from the *San Francisco Chronicle* and first-team All-Nor-Cal and first-team Division III all-state recognition from MaxPreps.com... Helped Bishop O'Dowd advance to the second round of the CIF North Coast Section Division III playoffs as a senior... Was chosen to play in the 2012 Cal State Game... Prior to his senior season, was named defensive MVP at the Oakland Nike Football Training Camp... As a junior, helped the Dragons to a 9-3 record and the second round of the playoffs... Won league titles in the 110-meter high hurdles and the 300-meter hurdles as a junior and as a senior...**Community involvement:** Signed autographs to benefit The Salvation Army... Visited children's hospitals and schools while in college... Residence: Oakland, Calif.

## KEVIN KING'S PRO STATISTICS

Year	Team	—Tackles—							Interceptions					Fumbles		
		GP	GS	Tot	Solo	Asst	Sk	Yds	No	Yds	Lg	TD	PD	FF	FR	Yds
2017	Green Bay	9	5	31	23	8	0	0	0	0	0	0	8	0	0	0

**Additional statistics:** Special teams tackles — 1 in 2017.

**NFL debut:** vs. Seattle, 9/10/17

**First NFL start:** vs. Cincinnati, 9/24/17

### CAREER TRANSACTIONS

- 2017 Selected by Green Bay Packers as first of two choices in the second round (No. 33 overall) of '17 NFL Draft, April 28 (pick obtained from Cleveland along with a fourth-round choice for Packers' first-round pick)... Signed first contract, May 11... Placed on injured reserve (shoulder), Dec. 6.

KING'S SINGLE-GAME CAREER HIGHS	
<b>Tackles</b>	
Total	7, vs. Cin. (9/24/17)
Solo	6, vs. Cin. (9/24/17)
<b>Passes Defensed</b>	2, three times (last at Chi., 11/12/17)

## KEVIN KING GAME-BY-GAME

### 2017, GREEN BAY

Date	Opp	GP	GS	Tot	So	As	Sk	Yd	Int	Yd	Lg	TD	PD	FF	FR	
09/10	Sea-W	1	0	1	0	1	0	0	0	0	0	0	1	0	0	
09/17	Ati-L	1	0	3	2	1	0	0	0	0	0	0	2	0	0	
09/24	Cin-W	1	1	7	6	1	0	0	0	0	0	0	0	0	0	
09/28	Chi-W	1	1	2	2	0	0	0	0	0	0	0	0	0	0	
10/08	Dal-W	1	1	2	2	0	0	0	0	0	0	0	0	0	0	
10/15	Min-L	(inactive — concussion)														
10/22	NO-L	1	1	6	2	4	0	0	0	0	0	0	0	0	0	
11/06	Det-L	1	1	4	3	1	0	0	0	0	0	0	2	0	0	
11/12	Chi-W	1	0	2	2	0	0	0	0	0	0	0	2	0	0	
11/19	Bal-L	(inactive — shoulder)														
11/26	Pit-L	1	0	4	4	0	0	0	0	0	0	0	1	0	0	
12/03	TB-W	(inactive — shoulder)														
12/10	Cle-W	(injured reserve — shoulder)														
12/17	Car-L	(injured reserve — shoulder)														
12/23	Min-L	(injured reserve — shoulder)														
12/31	Det-L	(injured reserve — shoulder)														
'17 TOTALS		9	5	31	23	8	0	0	0	0	0	0	8	0	0	

### NOTABLE PLAYERS WHO APPEARED ON ACTIVE ROSTER BUT DID NOT PLAY

Andruzzi, Joe (G), Southern Conn. St. ... 1997	Fields, Angelo (T), Michigan State ... 1982	Mirer, Rick (QB), Notre Dame ... 1998
Bouman, Todd (QB), St. Cloud St. ... 2006	Graff, Neill (QB), Wisconsin ... 1978	Morley, Steve (G), St. Mary's (Canada) ... 2004
Brohm, Brian (QB), Louisiana ... 2008	Gray, Johnnie (S), Cal State-Fullerton ... 1984	Nall, Craig (QB), Northwestern (La.) St. ... 2002, 05
Brooks, Aaron (QB), Virginia ... 1999	Harrell, Graham (QB), Texas Tech ... 2010-11	Norseth, Mike (QB), Kansas ... 1990
Brunel, Mark (QB), Washington ... 1993	Hundley, Brett (QB), UCLA ... 2015	Rivera, Marco (G), Penn State ... 1996
Callahan, Joe (QB), Wesley ... 2016	Johnson, Chris (CB), Louisville ... 2003-04	Sander, B.J. (P), Ohio State ... 2004
Carlson, Dean (QB), Iowa State ... 1974	Kiel, Blair (QB), Notre Dame ... 1989	Shield, Joe (QB), Trinity College ... 1985
Claridge, Dennis (QB), Nebraska ... 1964	Knapp, Lindsay (G), Notre Dame ... 1995	Singletary, Reggie (T), N. Carolina St. ... 1991
Curtin, Brennan (T), Notre Dame ... 2002	Mann, Errol (K), North Dakota ... 1976	Tolzien, Scott (QB), Wisconsin ... 2014
Detmer, Ty (QB), Brigham Young ... 1992, 94	McCarthy, John (QB), Williams College ... 1987	Washington, Donnell (DT), Clemson ... 2005
Ferragamo, Vince (QB), Nebraska ... 1985	Miller, Don (B), Wisconsin ... 1941-42	
Ferrario, Bill (G), Wisconsin ... 2001	Miller, Mark (QB), Bowling Green ... 1980	

# DeShone KIZER

# 9

Quarterback  
Notre Dame

Second NFL Season | First Packers Season



Ht: 6-4 Wt: 235

Born: January 3, 1996

NFL Games  
Played/Started: 15/15

Acquired: T (Cl.)-18

## PRO HIGHLIGHTS:

► Was acquired by the Packers in a trade with the Cleveland Browns on March 15, 2018, along with a fourth-round pick and a fifth-round pick in 2018, for DB Damarious Randall and a fourth-round pick and a fifth-round pick in 2018.

► Started all 15 games in which he played for the Browns as a rookie in 2017, completing 255 of 476 passes (53.6 percent) for 2,894 yards and 11 TDs. Became the third-youngest NFL quarterback to start in Week 1 since 1963.

► Rushed for 419 yards and five TDs on 77 attempts (5.4 avg.), becoming just the fourth rookie QB in NFL history to register 400-plus rushing yards and five-plus rushing TDs (Vince Young, Cam Newton, Robert Griffin III).

► Was tied for No. 3 in the league among all QBs with the five rushing TDs, which was the most by a Browns QB since Mike Phipps had five in 1972. His 419 rushing yards set a single-season team record among QBs.

► Ranks No. 2 in Browns franchise history for the most passing yards by a rookie (2,894) and ranks No. 3 in team annals among rookies with the 11 TD passes.

► Was picked by Cleveland in the second round (No. 52 overall) of the 2017 NFL Draft, the fourth QB to be selected.

**2017 SEASON:** Started all 15 games he appeared in as a rookie, connecting on 255 of 476 passes (53.6 percent) for 2,894 yards and 11 TDs with 22 INTs for a 60.5 passer rating...Set a franchise record among QBs with 419 rushing yards, good for No. 4 in the league among all QBs in 2017...Was tied for No. 3 among all QBs in 2017 with five rushing TDs, the most by a Browns QB since Phipps (five) in 1972...Became just the fourth rookie in league history to register 400-plus rushing yards and five-plus rushing TDs (Young, Newton, Griffin)...His 2,894 passing yards were the second most in team annals by a rookie and his 11 TD passes were the third most in franchise history among rookies...**Vs. Pittsburgh (Sept. 10):** Became only the second rookie QB in team history to start a season opener (Brandon Weeden, 2012) and was the third-youngest QB to start in the NFL in Week 1 since 1963. Completed 20 of 30 passes (66.7 percent) for 222 yards and a TD with one INT for an 85.7 rating and added five carries for 17 yards (3.4 avg.) and a TD. Posted his first career rushing TD on a 1-yard run in the first quarter and threw his first career TD pass in the fourth quarter, a 3-yarder to WR Corey Coleman...**At Cincinnati (Nov. 26):** Posted an 86.5 passer rating, completing 18 of 31 passes (58.1 percent) for 268 yards and an average of 8.65 yards per attempt...**Vs. Green Bay (Dec. 10):** Connected on 20 of 28 passes (71.4 percent) for 214 yards and a career-best three TDs for a career-high 99.4 rating. In the first half, completed 15 of 18 passes for 174 yards and two TDs for a 120.8 rating. Tied a team rookie record with the three TD passes...**At Pittsburgh (Dec. 31):** Threw for a career-high 314 yards, the fifth most in a game by a Browns rookie. Completed 16 of 30 passes with two TDs and an INT and added a career-high 61 yards rushing on six carries (10.2 avg.). Joined Texans QB DeShaun Watson (at Seattle, Oct. 29, 2017)

## AT A GLANCE ...

- Started all 15 games for the Cleveland Browns as a rookie in 2017, completing 255 of 476 passes (53.6 percent) for 2,894 yards and 11 TDs. Became the third-youngest NFL quarterback to start in Week 1 since 1963.
- Rushed for 419 yards and five TDs on 77 attempts (5.4 avg.) last season, becoming just the fourth rookie QB in NFL history to register 400-plus rushing yards and five-plus rushing TDs (Vince Young, Cam Newton, Robert Griffin III).
- Was tied for No. 3 in the league among all QBs with the five rushing TDs, which was the most by a Browns QB since Mike Phipps had five in 1972. His 419 rushing yards set a single-season team record among QBs.
- Tied a Browns single-game rookie record with three TD passes vs. Green Bay last season in Week 14 and threw for 314 yards in Week 17 at Pittsburgh, the fifth most in a game by a Cleveland rookie.
- Averaged 272.0 yards of total offense per game, No. 1 in Notre Dame history, and finished his career ranked No. 3 in school history in completion percentage (60.8), No. 4 in passing yards per game (232.4) and No. 5 in TD passes (47).
- Was named the Division III co-Offensive Player of the Year by *The Associated Press* at Toledo (Ohio) Central Catholic High School as a senior in 2013 and led the team to a Division II state title as a junior in 2012.

as the only rookie QBs in NFL history to register 300-plus passing yards and 60-plus rushing yards in a game. His average of 10.47 yards per passing attempt was the best mark posted by a Cleveland QB with 30-plus attempts since QB Trent Dilfer registered a 10.50-yard average on 32 attempts at Green Bay on Sept. 18, 2005. Completed two 50-yard passes, a career-long 56-yard TD pass to WR Rashard Higgins in the second quarter and a 54-yard pass to WR Josh Gordon in the second quarter down to the 2-yard line that set up a TD run two plays later...**2017 Draft:** Selected by the Browns in the second round (No. 52 overall), a pick that had been obtained from the Tennessee Titans, along with a first-round choice (No. 15 overall) and a third-round selection (No. 76 overall) in 2016 in exchange for a first-round pick (No. 8 overall) and a sixth-round selection (No. 176 overall) in 2016. Was the fourth QB selected in the draft.

**COLLEGE:** Played in 25 games with 23 starts for the Fighting Irish in two seasons, starting the final 23 games of his career...Threw for 5,809 yards and 47 TDs in his career on 423-of-696 passing (60.8 percent) with a 147.7 passing efficiency...Rushed for 992 yards and 18 TDs in his career...Averaged 272.0 yards of total offense per game, No. 1 in school annals...Finished his career ranked No. 3 in school history in completion percentage (60.8), No. 4 in passing yards per game (232.4) and No. 5 in TD passes (47)...Registered 18 career rushing TDs, No. 2 in school history among QBs...Was one of three QBs in school history (Brady Quinn, Jimmy Clausen) to record 3,000-plus yards of total offense in multiple seasons...Majoring in finance...**Sophomore season (2016):** Started all 12 games, completing 212 of 361 passes (58.7 percent) for 2,925 yards and 26 TDs with nine INTs...Added 472 yards rushing on 129 carries (3.7 avg.) with eight TDs, ranking



No. 2 on the team in rushing yards and rushing TDs...Was named the Notre Dame Monogram Club MVP...Threw at least two TD passes in 10 of 12 contests and recorded three 300-yard passing games...Matched his career high with five TD passes, tied for the second most in a game in school history, and threw for 215 yards on 15-of-24 passing at Texas (Sept. 4)...Completed 22 of 37 passes for 381 yards and two TDs with 60 yards rushing and a TD on 11 attempts (5.5 avg.) vs. Duke (Sept. 24)...Posted a career-high 471 yards passing and three TDs vs. Syracuse (Oct. 1), the third-most passing yards in a game in school history...  
**Redshirt freshman season (2015):** Appeared in all 13 games, starting each of the final 11 contests...Completed 211 of 335 passes (63.0 percent) for 2,884 yards and 21 TDs with 10 INTs...Was named the team's Newcomer of the Year...His 21 TD passes were the most in school history by a first-year starting QB...Set a school record among QBs with a career-high 10 rushing TDs and ranked No. 2 on the team with 520 rushing yards...Accounted for 56.1 percent of Notre Dame's total yards on offense and became the sixth QB in school annals to register 3,000-plus total yards...Had both a rushing TD and a passing TD in three straight games (vs. UMass, at Clemson, vs. Navy), the first Notre Dame QB to do so since Rick Mirer did it in four straight in 1991...Saw the first significant action of his career when he came on in relief of injured QB Malik Zaire (ankle) at Virginia (Sept. 12) and threw a game-winning 40-yard TD pass to WR Will Fuller with 12 seconds remaining, the latest game-winning TD pass in school history...Made his first career start the next week vs. Georgia Tech (Sept. 19), completing 21 of 30 passes for 242 yards and a TD...Threw for 321 yards and two TDs on 19-of-34 passing at Clemson (Oct. 3), the second-most yards by an Irish QB in his first career road start...Connected on 23 of 36 passes for 299 yards and a TD and added a career-best 143 yards rushing and two TDs on 17 attempts (8.4 avg.) at Temple (Oct. 31), highlighted by a career-long 79-yard TD run, the second-longest run ever by a Notre Dame QB...Became the first QB in school history to post multiple games in a sea-

son with 200-plus yards passing/100-plus yards rushing when he threw for 234 yards and a TD and rushed for 128 yards and a TD at Stanford (Nov. 28).

**PERSONAL:** Given name DeShone Allen Kizer...First name is pronounced duh-SHONN...Born in Toledo, Ohio...His father, Derek, played basketball at Bowling Green (1987-91), and his mother, Mindy, ran track at the University of Toledo...**High school:** Attended Toledo (Ohio) Central Catholic High School, where he threw for 5,684 passing yards and 56 TDs in his career with 1,211 rushing yards and 17 TDs...A three-year starter (2011-13), he helped lead the team to a combined 34-6 record...Was named the Division III co-Offensive Player of the Year by *The Associated Press* and earned first-team all-state honors from AP as a senior in 2013...Was named the 2013 Player of the Year by the *Toledo Blade* after he completed 150 of 245 passes for 2,847 yards and 30 TDs with just six INTs...Rushed for 539 yards and six TDs on 62 carries (8.7 avg.) and posted a 41.2-yard average as a punter...As a junior in 2012, helped lead the team to a 14-1 record and a Division II state title...Connected on 108 of 179 passes for 1,611 yards and 17 TDs with only two INTs as a junior...Also rushed for 442 yards and eight TDs on 63 attempts (7.0 avg.) for a team that averaged 42 points per game...Also played basketball and baseball, starting in basketball as a freshman for an Irish squad that advanced to the Division I state semifinals in 2011...Played outfield and hit cleanup in baseball and helped his team to a conference title in 2012...**Community involvement:** Made numerous visits to cancer patients at University Hospitals of Cleveland, including an appearance as "Santa Kizer" during the holidays...Participated in "My Cause, My Cleats" last season to raise money and awareness for pediatric cancer...Also volunteered at the Cleveland Food Bank and at Town Hall's "Feed the Need" event...Took part in several youth football camps and field dedications at local high schools...Residence: Green Bay, Wis.

## DESHONE KIZER'S PRO STATISTICS

### PASSING

Year	Team	GP	GS	Att	Cmp	Pct	Yds	Yds/Att	TD	Int	Lg	Sk	Yds Lst	Rating
2017	Cleveland	15	15	476	255	53.6	2,894	6.1	11	22	56t	38	226	60.5

**Additional statistics:** Fumbles-Lost — 9-6 in 2017. Fumble recoveries — 2 in 2017.

### RUSHING

Year	Team	Att	Yds	Avg	Lg	TD
2017	Cleveland	77	419	5.4	20	5

**NFL debut/first start:** vs. Pittsburgh, 9/10/17

**First NFL passing TD:** vs. Pittsburgh, 9/10/17 (3 yds., C.Coleman)

**First NFL rushing TD:** vs. Pittsburgh, 9/10/17 (1 yd.)

**First NFL INT:** vs. Pittsburgh, 9/10/17 (T.Watt)

### CAREER TRANSACTIONS

- 2017 Selected by Cleveland Browns in the second round (52nd overall) of '17 NFL Draft, May 2 (pick obtained from Tennessee Titans, along with a first-round choice (15th overall) and a third-round choice (76th overall) in 2016, in exchange for a first-round choice (8th overall) and a sixth-round choice (176th overall) in 2016...Signed first contract, June 14.
- 2018 Acquired by Green Bay Packers, along with a fourth-round choice (101st overall) and a fifth-round choice (138th overall) in 2018, from the Browns in exchange for DB Damarious Randall and a fourth-round choice (114th overall) and a fifth-round choice (150th overall) in 2018, March 15.

### KIZER'S SINGLE-GAME CAREER HIGHS

#### Passing

Attempts	47, at Ind. (9/24/17)
Completions	22, at Ind. (9/24/17)
Yards	314, at Pit. (12/31/17)
Touchdowns	3, vs. GB (12/10/17)
Long	56t, at Pit. (12/31/17) to R.Higgins

#### Rushing

Attempts	9, at Cin. (11/26/17)
Yards	61, at Pit. (12/31/17)
Touchdowns	1, five times (last: at Cin., 11/26/17)
Long	20, at Det. (11/12/17) and at Pit. (12/31/17)

# DESHONE KIZER GAME-BY-GAME

## 2017, CLEVELAND

Date	Opponent	GP/GS	—PASSING—							—RUSHING—					
			Att	Cmp	Yds	Pct	TD	INT	LG	SK	Rtg	Att	Yds	TD	
09/10	Pit-L	1/1	30	20	222	66.7	1	1	29	7	85.7	5	17	1	
09/17	at Bal-L	1/1	31	15	182	48.4	0	3	35	2	27.3	5	26	0	
09/24	at Ind-L	1/1	47	22	242	46.8	2	3	38	1	50.1	7	44	1	
10/01	Cin-L	1/1	34	16	118	47.1	0	1	26	1	43.5	5	10	0	
10/08	at NYJ-L	1/1	17	8	87	47.1	0	1	21	1	38.1	6	29	0	
10/15	at Hou-L		(did not play)												
10/22	Ten-L	1/1	20	12	114	60.0	0	2	19	0	36.3	0	0	0	
10/29	Min-L	1/1	34	18	179	52.9	0	0	38	3	68.1	5	18	1	
11/12	at Det-L	1/1	37	21	232	56.8	1	1	38	1	73.3	7	57	1	
11/19	Jax-L	1/1	32	16	179	50.0	1	2	27t	5	51.4	5	22	0	
11/26	at Cin-L	1/1	31	18	268	58.1	0	0	44	3	86.5	9	39	1	
12/03	at LAC-L	1/1	32	15	215	46.9	1	1	39	3	66.5	5	46	0	
12/10	GB-L	1/1	28	20	214	71.4	3	2	38	2	99.4	2	7	0	
12/17	Bal-L	1/1	37	20	146	54.1	0	2	23	2	41.0	7	35	0	
12/24	at Chi-L	1/1	36	18	182	50.0	0	2	35	1	41.7	3	8	0	
12/31	at Pit-L	1/1	30	16	314	53.3	2	1	56t	6	98.5	6	61	0	
<b>'17 TOTALS</b>			<b>15/15</b>	<b>476</b>	<b>255</b>	<b>2,894</b>	<b>53.6</b>	<b>11</b>	<b>22</b>	<b>56t</b>	<b>38</b>	<b>60.5</b>	<b>77</b>	<b>419</b>	<b>5</b>

### PACKERS PLAYERS BY COLLEGE (1921-2017, 329 SCHOOLS)

Ablene Christian.....1	Delaware State.....2	Kent State.....4	New York Univ.....1	St. Bonaventure.....1	Texas Western.....1
Air Force.....1	Delta State.....1	Kentucky.....13	Norfolk State.....1	St. Edward's.....1	The Citadel.....1
Alabama.....28	Denver.....1	Kentucky State.....1	North Alabama.....4	St. John's.....2	Toledo.....2
Alabama-Birmingham.....1	DePaul.....1	Knoxville.....1	North Carolina.....17	St. Joseph's (Ind.).....1	Toronto.....1
Alabama State.....1	Detroit.....3	La Crosse St. Teachers.....1	North Carolina A&T.....4	St. Mary's (Calif.).....7	Towson State.....1
Albright.....1	Doane.....1	Lake Forest.....1	N.C. Central.....1	St. Norbert.....1	Trinity (Conn.).....1
Alcorn A&M.....2	Drake.....1	Langston.....1	North Carolina State.....5	St. Thomas.....2	Troy.....5
Alcorn State.....2	Duke.....3	Lawrence.....4	North Dakota.....2	Samford.....1	Tulane.....11
American Intl.....1	Duquesne.....1	Lewis.....1	North Dakota State.....3	San Diego State.....13	Tulsa.....9
Angelo State.....2	East Carolina.....5	Liberty.....2	North Texas State.....1	San Francisco.....3	Tuskegee.....3
Appalachian State.....2	East Texas State.....3	Lincoln (Mo.).....1	Northeast Louisiana.....3	San Jose State.....5	UCLA.....21
Arizona.....9	Eastern Illinois.....1	Livingston.....1	Northeastern.....2	Santa Clara.....2	Utah.....8
Arizona State.....17	Eastern Kentucky.....3	Long Beach City.....1	N' eastern (Okla.) St.....1	Shippensburg.....2	Utah State.....14
Arkansas.....18	Eastern Michigan.....4	Loras.....1	Northern Arizona.....5	South Carolina.....9	Vadosta State.....1
Arkansas-Pine Bluff.....2	Eastern New Mexico.....1	Louisiana-Lafayette.....3	Northern Illinois.....3	South Carolina State.....1	Valparaiso.....1
Arkansas State.....3	Elon.....2	Louisiana State.....18	Northern Iowa.....4	South Dakota.....1	Vanderbilt.....7
Auburn.....20	Evansville.....1	Louisiana Tech.....5	Northern Michigan.....3	South Dakota State.....4	Villanova.....5
Austin.....1	Ferrum.....1	Louisville.....5	Northwestern.....6	South Florida.....1	Virginia.....12
Ball State.....5	Florida.....10	Loyola (Calif.).....1	N'western (La.) St.....4	Southeast Mo. State.....1	Virginia Military.....1
Baylor.....12	Florida A&M.....2	Macalester.....1	Notre Dame.....52	Southern California.....33	Virginia Tech.....8
Beloit.....5	Florida State.....14	Maine.....2	Ohio State.....28	S. Connecticut St.....1	Virginia Union.....1
Bethune-Cookman.....2	Fordham.....3	Manchester.....1	Oklahoma.....22	Southern Methodist.....19	Wake Forest.....5
Bishop.....2	Ford Hays State.....1	Marquette.....21	Oklahoma A&M.....3	Southern Mississippi.....6	Washington.....15
Black Hills State.....1	Fresno State.....12	Marshall.....7	Oklahoma State.....6	Southern Oregon.....1	Washington & Jefferson.....1
Bloomburg.....1	Furman.....2	Maryland.....6	Old Dominion.....1	Southern Univ.....5	Washington & Lee.....1
Boston.....4	Gardner-Webb.....1	Massachusetts.....3	Oregon State.....12	S'west Mo. State.....1	Washington State.....6
Boston College.....12	Georgetown.....2	Memphis.....9	Oregon State.....5	Stanford.....15	Wayne State.....1
Bowling Green.....4	Georgia.....16	Mesa State.....2	Oshkosh State Normal.....1	Stephen F. Austin.....1	Wayne State.....1
Brigham Young.....8	Georgia State.....1	Miami (Fla.).....15	Pacific.....5	Stevens Pt. Teachers.....1	Wesley.....1
Bucknell.....2	Georgia Tech.....9	Miami (Ohio).....3	Penn State.....19	Superior State.....1	Wesleyan (Conn.).....1
Buffalo.....2	Gonzaga.....6	Michigan.....30	Pennsylvania.....1	Syracuse.....6	Western Carolina.....1
Cal Poly-Pomona.....2	Graceland.....1	Michigan State.....23	Philander Smith.....1	Tampa.....1	Western Illinois.....3
Cal Poly-S.L. Obispo.....1	Grambling State.....8	Middle Tenn. State.....5	Pittsburgh.....18	Tarleton State.....1	Western Kentucky.....1
Cal State-Fullerton.....3	Gustavus Adolphus.....2	Millikin.....1	Platteville St. Teachers.....1	Temple.....2	Western Michigan.....6
Cal State-Northridge.....1	Hamline.....1	Milwaukee Teachers.....1	Portland State.....3	Tennessee.....20	West Liberty State.....1
California.....16	Hampden-Sydney.....1	Minnesota.....44	Prairie View A&M.....3	Tennessee A&I.....1	West Virginia.....5
California (Pa.).....2	Hampton.....1	Minnesota-Duluth.....2	Princeton.....1	Tenn.-Chattanooga.....2	West Virginia Tech.....1
California-Davis.....3	Hardin-Simmons.....3	Mississippi.....8	Purdue.....16	Tennessee State.....5	Wichita State.....3
California-Riverside.....1	Hawaii.....3	Mississippi College.....1	Regina (Canada).....1	Texas.....19	William & Mary.....3
California St.-L.A.....1	Heidelberg.....1	Mississippi Delta.....1	Regis.....1	Texas A&I.....4	Williamette.....1
Carroll.....1	Henderson State.....1	Mississippi State.....9	Rhode Island.....1	Texas A&M.....19	Wisconsin.....42
Carson-Newman.....2	Hillsdale.....1	Mississippi Valley St.....2	Rice.....6	Texas A&M-Kingsville.....1	Wisconsin-Eau Claire.....2
Catawba.....1	Hofstra.....1	Missouri.....13	Richmond.....4	Texas-Arlington.....3	Wisconsin-La Crosse.....1
Catholic Univ.....1	Holy Cross.....1	Missouri So. St.....1	Ripon.....3	Texas Christian.....12	Wooster.....1
Centenary.....1	Houston.....7	Missouri Western St.....1	Rutgers.....1	Texas-El Paso.....9	Wyoming.....3
Central Arkansas.....1	Howard.....3	Monmouth.....1	Sacramento State.....1	Texas Mines.....1	Xavier.....1
Central Florida.....5	Howard Payne.....1	Montana.....7	Saginaw Valley St.....2	Texas San Antonio.....1	Yale.....3
Central Michigan.....5	Idaho.....1	Montana State.....4	St. Ambrose.....2	Texas Southern.....3	Yankton.....1
Central Oklahoma.....2	Idaho State.....2	Morgan State.....1	St. Benedict's.....1	Texas Tech.....9	
Central (Ohio) State.....1	Illinois.....10	Morningside.....1			
Chadron State.....1	Illinois State.....4	Morris Brown.....2			
Cincinnati.....6	Illinois Tech.....1	Mount Senario.....1			
Clark.....1	Indiana.....17	Navy.....3			
Clemson.....9	Indiana State.....1	Nebraska.....31			
Colgate.....1	Iowa.....28	Nebraska-Omaha.....1			
Colorado.....18	Iowa State.....2	Nevada.....6			
Colorado State.....4	Jackson State.....4	Nevada-Las Vegas.....1			
Colorado St.-Pueblo.....1	James Madison.....1	New Mexico.....5			
Connecticut.....4	John Carroll.....1	New Mexico State.....1			
Cornell.....2	Kalamazoo.....1	New Mex. Highlands.....1			
Creighton.....2	Kansas.....10	Newberry.....1			
Dartmouth.....2	Kansas State.....11	N.Y., St. Univ. Cortland.....1			

### SCHOOLS PRODUCING THE MOST PACKERS

1	Notre Dame	52
2	Minnesota	44
3	Wisconsin	42
4	Southern California	33
5	Nebraska	31
6	Michigan	30
7t	Alabama	28
7t	Iowa	28
7t	Ohio State	28
10	Michigan State	23

Includes only those who played in at least one Packers league game


Ht: 6-6 Wt: 267

Born: May 19, 1984

NFL Games

Played/Started: 170/157

Acquired: FA-18



# Marcedes LEWIS

# 85

Tight End  
UCLA

13th NFL Season | First Packers Season



PRO BOWLS: 2010

## PRO HIGHLIGHTS:

➤ Signed with the Packers as a free agent on May 25, 2018, after playing for the Jacksonville Jaguars for his first 12 seasons (2006-17) in the league.

➤ Appeared in 170 games during his 12 seasons with the Jaguars, the third most in franchise history. Played in either 15 or 16 regular-season games in nine of those seasons.

➤ Finished his career with the Jaguars ranked No. 3 in team history in receiving yards (4,502) and receptions (375) and No. 2 in receiving TDs (33), tops among tight ends in all three categories.

➤ Helped block for the top four single-season rushing-yardage totals in franchise history (2006-07, 2010, 2017).

➤ In 2017, led the team with five receiving TDs and helped the Jaguars lead the league in rushing (141.4 ypg) for the first time in franchise history. Blocked for a Jacksonville rushing attack that registered a league-best 11 games with 135-plus rushing yards, four more than any other team.

➤ Part of a blocking unit that allowed a franchise-low 24 sacks on the season, tied for the third fewest in the league in '17.

➤ Tied a single-game franchise record in '17 with three TD catches vs. Baltimore in Week 3, joining WRs Allen Robinson and Jimmy Smith as the only players in franchise history to accomplish the feat. Was the only TE in the league to catch three TDs in a game in 2017.

➤ Tied a then-franchise record in 2013 when he posted a TD catch in four consecutive games (Weeks 13-16).

➤ Ranked third on the team with 52 catches for 540 yards (10.4 avg.) and four TDs in 2012, the second-best reception and yardage totals of his career.

➤ Led the Jaguars with 460 receiving yards on 39 receptions (11.8 avg.) in 2011, one of five tight ends in the league to lead his team in receiving yards.

➤ Was named to the Pro Bowl in 2010, the first TE in team history to be honored, after posting career highs in receptions (58), receiving yards (700) and receiving TDs (10).

➤ Set a team record by registering three games with two TD catches in 2010 (matched by Robinson in 2015). Was the only TE in the league to have three two-TD games in '10.

➤ Ranked No. 1 among NFL tight ends with an average of 16.2 yards per catch in 2009, the top mark by an NFL tight end (min. 32 rec.) since Jaguars TE Ernest Wilford registered a 16.6-yard average in 2005.

➤ Caught 41 passes for 489 yards (11.9 avg.) and two TDs in 2008, becoming the first Jaguars TE with 40-plus receptions in a season since TE Kyle Brady (43 in 2002).

➤ Was the only player on the Jaguars to start all 16 games in 2007 and helped pave the way for Jacksonville to rank No. 2 in the league with 2,391 rushing yards (149.4 ypg), the second most in team history.

➤ As a rookie in 2006, helped the Jaguars set a single-season franchise record with 2,541 rushing yards (158.8 ypg, No. 3 in the NFL).

## AT A GLANCE ...

- Appeared in 170 games for the Jacksonville Jaguars during his 12 seasons with the team (2006-17), the third most in franchise history. Played in either 15 or 16 regular-season games in nine of his seasons in Jacksonville.
  - Finished his career with the Jaguars ranked No. 3 in team history in receiving yards (4,502) and receptions (375) and No. 2 in receiving TDs (33), tops among tight ends in all three categories.
  - Was named to the Pro Bowl in 2010, the first tight end in team history to be honored, after posting career highs in receptions (58), receiving yards (700) and receiving TDs (10).
  - Ranked No. 1 among NFL tight ends with an average of 16.2 yards per catch in 2009, the top mark by an NFL tight end (min. 32 rec.) since Jaguars TE Ernest Wilford registered a 16.6-yard average in 2005.
  - Helped block for the top four single-season rushing-yardage totals in franchise history (2006-07, 2010, 2017). In 2017, helped the Jaguars lead the league in rushing (141.4 ypg) for the first time in franchise history.
  - Won the Mackey Award in 2005, given to the nation's top tight end, after catching 59 passes for 741 yards (12.6 avg.) and 10 TDs as a senior at UCLA. Is the only tight end in school history to be selected in the first round of the NFL Draft.
  - Set school marks for tight ends with career totals of 126 receptions for 1,571 yards (12.5 avg.) and 21 TDs in his four seasons with the Bruins. Ranks No. 2 in school history in TD catches behind only WR J.J. Stokes (28).
- Was drafted by Jacksonville in the first round of the 2006 NFL Draft (No. 28 overall), the second tight end selected (49ers TE Vernon Davis, No. 6 overall). Is the only UCLA tight end to be drafted in the first round.

**2017 SEASON:** Started all 16 games and led the team with five receiving TDs...Finished with 24 receptions for 318 yards (13.3 avg.)...Helped the Jaguars lead the league in rushing (141.4 ypg) for the first time in franchise history...Blocked for a Jacksonville rushing attack that registered a league-best 11 games with 135-plus rushing yards, four more than any other team...Part of a blocking unit that allowed a franchise-low 24 sacks on the season, tied for the third fewest in the league in '17...**Vs. Baltimore (Sept. 24):** Posted a career-best three TD catches, tying the single-game franchise record held by Robinson and Smith. Caught a 17-yard TD pass from QB Blake Bortles in the first quarter and then added TD grabs of 30 and 4 yards in the third quarter. Was the only NFL tight end to catch three TD passes in a game in 2017. Finished with four receptions for 62 yards (15.5 avg.) on the day...**At Pittsburgh (Oct. 8):** Helped the Jaguars post a season-high 231 rushing yards on 37 carries (6.2 avg.), the team's top rushing game since Dec. 12, 2010 (234 yards vs. Oakland)...**At Indianapolis (Oct. 22):** Caught two passes for 29 yards (14.5 avg.), including a 5-yard TD grab in the first quarter...**At New England (AFC Championship, Jan. 21):** Registered the first postseason TD of his career on a 4-yard catch from Bortles early in the second quarter.

VETERANS

Community

Admin & Coaches

Lewis

Draft & Free Agents

2017 Review

Records & History

Lambeau Field

Misc.



**2016:** Started all 10 games that he appeared in on the season, posting 20 receptions for 169 yards (8.5 avg.) and a TD... Was placed on injured reserve (calf) on Nov. 21 and missed the final six games... **Vs. Green Bay (Sept. 11):** Caught two passes for 48 yards (24.0 avg.), including a season-long 37-yard gain on a screen... **At San Diego (Sept. 18):** Hauled in two passes for 17 yards (8.5 avg.), including a 4-yard TD grab.

**2015:** Started all 16 games and totaled 16 receptions for 226 yards (14.1 avg.)... **At Indianapolis (Oct. 4):** Registered a season-high five receptions for 40 yards (8.0 avg.), with two of the grabs picking up first downs... **At Houston (Jan. 3):** Posted a season-long 45-yard reception.

**2014:** Started all eight games he appeared in on the season and finished with 18 receptions for 206 yards (11.4 avg.) and two TDs... Suffered a high ankle sprain in Week 2 and was placed on injured reserve; designated for return on Sept. 16... Was sidelined for eight games (Weeks 3-10)... **At Philadelphia (Sept. 7):** Tied for the team lead with a season-high six catches for 35 yards (5.8 avg.)... **At Washington (Sept. 14):** Posted two receptions for 71 yards (35.5 avg.), including a career-long 63-yard TD catch from QB Chad Henne late in the first half... **Vs. Houston (Dec. 7):** Hauled in three passes for 69 yards (23.0 avg.), with all three receptions picking up first downs.

**2013:** Played in and started 11 games, posting 25 receptions for 359 yards (14.4 avg.) and four TDs... Missed five of the first six games with a calf injury suffered in the pre-season... **At Cleveland (Dec. 1):** Caught three passes for 26 yards (8.7 avg.), including an 8-yard TD grab from RB Maurice Jones-Drew in the second quarter... **Vs. Houston (Dec. 5):** Posted two receptions for 42 yards (21.0 avg.) and a TD... **Vs. Buffalo (Dec. 15):** Hauled in four passes for 54 yards (13.5 avg.), including a 13-yard TD reception in the fourth quarter that tied the game at 20... **Vs. Tennessee (Dec. 22):** Posted a TD catch for the fourth consecutive game, matching the longest streak in franchise history to that point. Hauled in four passes for 50 yards (12.5 avg.), including a 4-yard TD grab from Henne in the first quarter... **At Indianapolis (Dec. 29):** Recorded a season-high 70 yards receiving on three catches (23.3 avg.).

**2012:** Appeared in all 16 games with 15 starts and ranked No. 3 on the team with 52 receptions for 540 yards (10.4 avg.) and four TDs, the second-best reception and yardage totals of his career... **At Minnesota (Sept. 9):** Caught five passes for 52 yards (10.4 avg.), hauling in a 1-yard TD pass from QB Blaine Gabbert in the first quarter... **Vs. Cincinnati (Sept. 30):** Posted three receptions for 32 yards (10.7 avg.) and a TD... **At Houston (Nov. 18):** Registered a season-high two TD grabs, finishing with three receptions for 40 yards (13.3 avg.)... **At Buffalo (Dec. 2):** Hauled in four passes for 68 yards (17.0 avg.), with three of the catches picking up first downs... **At Tennessee (Dec. 30):** Posted a career-high 103 yards receiving on seven receptions (14.7 avg.), matching his career high for catches. Became just the fourth TE in franchise history at that point to record a 100-yard receiving game.

**2011:** Started all 15 games he appeared in, leading the Jaguars with 460 receiving yards on 39 receptions (11.8 avg.)... Was one of five tight ends in the league to lead his team in receiving yards... **At Cleveland (Nov. 20):** Led the team with a career-best seven catches for 64 yards (9.1 avg.)... **Vs. Tampa Bay (Dec. 11):** Caught two passes for 77 yards (38.5 avg.), highlighted by a season-long 62-yard grab that was the longest reception of his career to that point. **2010:** Started all 16 games and was named to his first career Pro Bowl after posting career highs in receptions (58), receiving yards (700) and receiving TDs (10)... Became the

first TE in franchise history to be selected to the Pro Bowl... Led NFL tight ends in TD catches and ranked No. 9 in receptions... His 10 TD catches were tied for the most in a season in team annals to that point (WR Reggie Williams, 2007)... Set a franchise record by posting three games with two TD catches (matched by Robinson in 2015), and was the only TE in the league with three two-TD games on the season... Blocked for a rushing attack that ranked No. 3 in the league (149.7 ypg)... Named to Peter King's CNNISI.com All-Pro Team... **Vs. Denver (Sept. 12):** Caught two passes for 31 yards (15.5 avg.) in the season opener, with both going for TDs (21, 10 yards)... **At San Diego (Sept. 19):** Racked up a season-high 70 yards on five receptions (14.0 avg.)... **At Buffalo (Oct. 10):** Caught four passes for 54 yards (13.5 avg.) and two TDs, including a 27-yard TD grab from QB David Garrard in the third quarter... **At Dallas (Oct. 31):** Posted two receptions for 51 yards (25.5 avg.), with both going for TDs (42, 9 yards)... **At Indianapolis (Dec. 19):** Recorded a season-high six catches for 63 yards (10.5 avg.).

**2009:** Played in and started 15 games, finishing with 518 yards and two TDs on 32 receptions... Led NFL tight ends with an average of 16.2 yards per catch, the top mark by an NFL tight end (min. 32 rec.) since Wilford posted a 16.6-yard average in 2005... **Vs. Arizona (Sept. 20):** Posted three receptions for 62 yards (20.7 avg.), highlighted by a 25-yard TD grab from Garrard in the third quarter... **Vs. Tennessee (Oct. 4):** Registered a season-high 76 yards receiving on four catches (19.0 avg.), including a 33-yard TD reception in the fourth quarter... **At N.Y. Jets (Nov. 15):** Caught two passes for 58 yards (29.0 avg.), including a 33-yard reception on the game-winning drive in the fourth quarter... **Vs. Buffalo (Nov. 22):** Hauled in three passes for 70 yards (23.3 avg.).

**2008:** Appeared in all 16 games with 15 starts and caught 41 passes for 489 yards (11.9 avg.) and two TDs, becoming the first Jaguars TE with 40-plus receptions in a season since Brady (43 in 2002)... Was named to the All-Joe Team by *USA Today*... **Vs. Pittsburgh (Oct. 5):** Caught a 24-yard TD pass from Garrard in the fourth quarter... **At Denver (Oct. 12):** Hauled in three passes for 64 yards (21.3 avg.), highlighted by a 30-yard TD reception in the third quarter... **Vs. Indianapolis (Dec. 18):** Registered a season-high six catches for 55 yards (9.2 avg.).

**2007:** Started all 16 games, the only player on the Jaguars to start every game on the season... Finished with 37 receptions for 391 yards (10.6 avg.) and two TDs... Helped pave the way for Jacksonville to rank No. 2 in the league with 2,391 rushing yards (149.4 ypg), the second most in team history... Also started both postseason games, hauling in six passes for 90 yards (15.0 avg.)... **Vs. Houston (Oct. 14):** Helped pave the way for the team's season-high 244 rushing yards on just 26 carries (9.4 avg.), the best rushing average in team history in games with 20-plus attempts... **Vs. Buffalo (Nov. 25):** Posted a season-high 57 yards on five catches (11.4 avg.)... **At Indianapolis (Dec. 2):** Matched his season best with five receptions for 42 yards (8.4 avg.) and a TD... **At New England (AFC Divisional, Jan. 12):** Posted 74 yards receiving on four catches (18.5 avg.), the best yardage total in team playoff history by a tight end.

**2006:** Played in 15 games with three starts as a rookie, posting 13 receptions for 126 yards (9.7 avg.) and a TD... Helped the Jaguars set a single-season franchise record with 2,541 rushing yards (158.8 ypg, No. 3 in the NFL)... Part of an offense that posted a franchise-record nine 150-yard rushing games, tied for the most in the NFL on the season... **At Washington (Oct. 1):** Posted the first catches of his career, hauling in two passes for 40 yards (20.0 avg.), including a 31-yarder to the Washington 21 early in the fourth quarter that set up a TD on the next play... **Vs. N.Y. Jets (Oct. 8):** Made his first NFL start as the Jaguars opened up with

three tight ends...**At Buffalo (Nov. 26):** Scored his first NFL touchdown, hauling in a 1-yard pass from Garrard in the second quarter...**Vs. Indianapolis (Dec. 10):** Helped the Jaguars register a franchise-record 375 yards rushing on 42 attempts (8.9 avg.), tied for the ninth-best single-game yardage total in NFL history...**2006 Draft:** Selected by Jacksonville in the first round of the 2006 NFL Draft (No. 28 overall), the second tight end picked (49ers TE Vernon Davis, No. 6 overall). Is the only UCLA tight end to be drafted in the first round and the only tight end to be selected by the Jaguars in the first round in team history.

**COLLEGE:** Set school marks for tight ends with career totals of 126 receptions for 1,571 yards (12.5 avg.) and 21 TDs in his four seasons with the Bruins...His 21 career receiving TDs rank No. 2 in school annals behind only WR J.J. Stokes (28)...Played in 49 games with 32 starts...Appeared in seven games for the UCLA basketball team as a freshman in 2002-03...Majored in history...**Senior season (2005):** Was the recipient of the Mackey Award, given to the nation's top tight end, after catching 59 passes for 741 yards (12.6 avg.) and 10 TDs...Was a unanimous All-America and All-Pacific-10 selection...Set a school single-season record for the most receiving yards by a tight end...Ranked second in the country among TEs with an average of 4.83 receptions per game and posted 10 catches of 20-plus yards...Hauled in seven passes for a career-high 131 yards (18.7 avg.) at San Diego State (Sept. 3)...Matched his career high with 131 yards receiving and two TDs on a career-best 11 catches (11.9 avg.) at Arizona (Nov. 5)...**Junior season (2004):** Played in 12 games with 10 starts and caught 32 passes for 402 yards (12.6 avg.) and a team-high seven TDs...Earned

second-team All-Pac-10 honors from the coaches and was one of three finalists for the Mackey Award...Posted a career-best three TD catches as part of six-catch, 99-yard effort (16.5 avg.) vs. Arizona (Oct. 9)...**Sophomore season (2003):** Played in 13 games with eight starts, finishing second on the team with 30 catches for 377 yards (12.6 avg.) and three TDs...**Freshman season (2002):** Appeared in all 12 games with two starts, posting six receptions for 51 yards (8.5 avg.) and a TD.

**PERSONAL:** Given name Mercedes Alexis Lewis...Born in Long Beach, Calif. ...**High school:** Attended Long Beach (Calif.) Polytechnic High School, where he earned *Parade* All-America honors as a senior...Also was named *SuperPrep* Elite 50 and *SuperPrep* All-America...Posted 44 receptions for 710 yards (16.1 avg.) and added seven sacks as a defensive end as a senior for the CIF Division I champions... Was selected to play in the 2002 North-South Shrine All-Star game...Played quarterback as a freshman before moving to tight end for his final three seasons...Was heavily recruited in basketball and earned second-team All-CIF honors as a senior after averaging 13.0 points and 8.0 rebounds per game... Was selected to the "Dream Team" for basketball by the *Long Beach Press-Telegram* as a junior and as a senior...Averaged over 19.0 points and 11.0 rebounds per game as a junior...**Community involvement:** Established the Mercedes Lewis Foundation in 2009 to support youth by awarding scholarships to those that wouldn't be able to participate in sports without financial assistance...Hosted his 10th annual youth football camp in Long Beach in June 2018...Residence: Los Angeles, Calif.

## MARCEDES LEWIS' PRO STATISTICS

Year	Team	GP	GS	RECEIVING				
				No	Yds	Avg	Lg	TD
2006	Jacksonville	15	3	13	126	9.7	31	1
2007	Jacksonville	16	16	37	391	10.6	25	2
2008	Jacksonville	16	16	41	489	11.9	30t	2
2009	Jacksonville	15	15	32	518	16.2	47	2
2010	Jacksonville	16	16	58	700	12.1	42t	10
2011	Jacksonville	15	15	39	460	11.8	62	0
2012	Jacksonville	16	15	52	540	10.4	46	4
2013	Jacksonville	11	11	25	359	14.4	41	4
2014	Jacksonville	8	8	18	206	11.4	63t	2
2015	Jacksonville	16	16	16	226	14.1	45	0
2016	Jacksonville	10	10	20	169	8.5	37	1
2017	Jacksonville	16	16	24	318	13.3	37	5
<b>NFL totals (12 years)</b>		<b>170</b>	<b>157</b>	<b>375</b>	<b>4,502</b>	<b>12.0</b>	<b>63t</b>	<b>33</b>

Year	Team	GP	GS	RECEIVING				
				No	Yds	Avg	Lg	TD
2007	Jacksonville	2	2	6	90	15.0	34	0
2017	Jacksonville	3	3	4	21	5.3	16t	1
<b>Postseason</b>		<b>5</b>	<b>5</b>	<b>10</b>	<b>111</b>	<b>11.1</b>	<b>34</b>	<b>1</b>

**Additional statistics:** Miscellaneous fumble recoveries — 2 in 2011, 1 in 2012; NFL total: 3. Miscellaneous forced fumbles — 1 in 2008. Fumbles-Lost — 1-0 in 2009, 2-2 in 2010, 1-1 in 2013; NFL total: 4-3.

**NFL debut:** vs. Pittsburgh, 9/18/06

**First NFL start:** vs. N.Y. Jets, 10/8/06

**First NFL reception:** at Washington, 10/1/06 (9 yards, B.Leftwich)

**First NFL touchdown:** at Buffalo, 11/26/06 (1 yard, D.Garrard)

### CAREER TRANSACTIONS

- 2006 Selected by Jacksonville Jaguars in the first round (28th overall) of '06 NFL Draft, April 29...Signed first contract, July 28.
- 2011 Signed by Jaguars as franchise player, March 3...Signed contract extension, Aug. 5.
- 2014 Placed on injured reserve/designated for return (ankle), Sept. 16...Activated from injured reserve/designated for return, Nov. 17.
- 2016 Re-signed by Jaguars as unrestricted free agent, March 16...Placed on injured reserve (calf), Nov. 21.
- 2018 Released by Jaguars, March 20...Signed by Green Bay Packers as a free agent, May 25.

LEWIS' SINGLE-GAME CAREER HIGHS	
<b>Receiving</b>	
Receptions	7, at Cle. (11/20/11) and at Ten. (12/30/12)
Yards	103, at Ten. (12/30/12)
Long	63t, at Was. (9/14/14)
Touchdowns	3, vs. Bal. (9/24/17)

VETERANS  
Community  
Admin & Coaches  
Lewis  
Draft & Free Agents  
2017 Review  
Records & History  
Lambeau Field  
Misc.





Ht: 6-3 Wt: 301

Born: July 27, 1991

NFL Games

Played/Started: 54/54

Acquired: D5a-14



# Corey LINSLEY

Center  
Ohio State

# 63

Fifth NFL Season | Fifth Packers Season

VETERANS

## PRO HIGHLIGHTS:

➤ Has started at center in all 54 contests he has played in during his first four seasons in the NFL.

➤ Part of an offense that has averaged 25.1 points per game since 2014, No. 6 in the league over that span, and 4.41 yards per carry (No. 5).

➤ Was the only player on offense to play every snap for the Packers in 2017, the second time in his career that he had accomplished that feat (also 2014).

➤ In 2016, started all nine regular-season games he appeared in after missing the first seven contests due to a hamstring injury. Also started all three postseason games.

➤ Was part of a line that helped the offense rank in the top 10 in several categories in 2016, including points per game (No. 4, 27.0), yards per game (No. 8, 368.8) and first downs (No. 7, 349).

➤ In 2015, helped block for RBs Eddie Lacy (758 rushing yards) and James Starks (601), the first Green Bay duo to both rush for 600-plus yards in the same season since 1985.

➤ Started all 16 games in 2014, becoming the first rookie center to start every game for the Packers since the league went to a 16-game schedule in 1978.

➤ Was named to the PFWA's All-Rookie team in '14, the first Green Bay center to be honored since its inception in 1974.

➤ Became the first Green Bay rookie to start at center in the season opener since the 1970 AFL-NFL merger.

➤ Helped Green Bay rank No. 1 in the NFL in 2014 in points per game (30.4), No. 6 in yards per game (386.1) and tied for No. 1 in giveaways with a franchise-record 13.

➤ Was part of a line that allowed just nine sacks in the final eight games in 2014, the second-fewest allowed over that span behind only Denver (eight).

➤ Blocked for QB Aaron Rodgers as he ranked No. 1 in the NFL in TD/INT ratio (7.60, 38/5), No. 2 in passer rating (112.2), No. 2 in yards per attempt (8.43) and No. 3 in TD passes (38) on his way to earning NFL Most Valuable Player honors from The Associated Press.

➤ Drafted by the Packers with the first of two fifth-round selections (No. 161 overall) in the 2014 NFL Draft.

**2017 SEASON:** Started all 16 games at C and was the only player on offense to appear on every snap for Green Bay...Helped the offense rank No. 3 in red-zone scoring (61.9 percent), No. 5 in rushing yards per carry (4.47 avg.) and tied for No. 6 in 10-play drives (30)...Part of an offense that posted four 160-yard rushing games, tied for No. 7 in the NFL...Was penalized just two times on the season...

**Vs. Cincinnati (Sept. 24):** Blocked for Rodgers as he posted his franchise-record fifth consecutive 300-yard passing game with 313 yards and three TDs with one INT on 28-of-42 passing for a 102.6 passer rating...**At Dallas (Oct. 8):** Helped the offense rack up 160 rushing yards on 25 carries (6.4 avg.), highlighted by a 125-yard effort from rookie RB Aaron Jones on 19 attempts (6.6 avg.). It marked just the second time in the past 14 seasons (Week

## AT A GLANCE ...

- Has started at center in all 54 contests he has played in during his first four seasons in the NFL.
- Part of an offense that has averaged 25.1 points per game since 2014, No. 6 in the league over that span, and 4.41 yards per carry (No. 5).
- Was the only player on offense to play every snap for the Packers in 2017, the second time in his career that he had accomplished that feat (also 2014).
- Started every game in 2014, becoming the first rookie center to open every game for the Packers since the league went to a 16-game schedule in 1978.
- Was named to the PFWA's All-Rookie team in '14, the first Green Bay center to be honored since its inception in 1974.
- Became the first Green Bay rookie to start at center in the season opener since the 1970 AFL-NFL merger.
- Was named first-team All-Big Ten by both the coaches and the media as a senior in 2013, helping Ohio State rank No. 5 in the nation in rushing (308.6 yards per game). Was part of a Buckeyes team that won 24 consecutive games from 2012-13.

15 at Chicago in 2016) that the Packers rushed for 160-plus yards on 25 or fewer carries. Also helped protect Rodgers as he threw three TD passes, his third straight game with three-plus TD passes...**Vs. New Orleans (Oct. 22):** Part of an offense that registered 181 rushing yards and two rushing TDs on 24 carries (7.5 avg.), highlighted by Jones' career-best 131 yards and a TD on 17 attempts (7.7 avg.)...**At Pittsburgh (Nov. 26):** Helped to protect QB Brett Hundley as he posted a career-high 134.3 passer rating by connecting on 17 of 26 passes for 245 yards and three TDs with no INTs. Threw a block on LB Ryan Shazier to help spring RB Jamaal Williams for a 54-yard TD catch on a screen pass late in the first quarter...**Vs. Tampa Bay (Dec. 3):** Part of an offense that registered a season-high 199 rushing yards and two TDs on 29 carries (6.9 avg.), including a career-best 113 yards and a TD on 21 carries (5.4 avg.) from RB Jamaal Williams. Also helped Hundley rush for a career-high 66 yards, the first time in franchise history (since 1933) that the Packers had a 100-yard rusher and a QB rush for 65-plus yards in the same game...**At Cleveland (Dec. 10):** Helped protect Hundley as he was only sacked once on the afternoon and completed a career-high 35 of 46 passes (76.1 percent) for 265 yards and three TDs with no INTs for a 111.2 rating. Part of an offense that converted 8 of 10 third downs in the second half/overtime...**At Carolina (Dec. 17):** Blocked for Rodgers as he threw for 290 yards and three TDs with three INTs on 26-of-45 passing. Helped the Packers rush for 120 yards on 19 attempts (6.3 avg.), the team's first game with 120-plus rushing yards on fewer than 20 attempts since Oct. 18, 2015, vs. San Diego (17-133).

**2016:** Started all nine games he appeared in at C during the regular season and all three postseason contests...Part of a line that helped the Packers rank in the top 10 in the NFL in points per game (No. 4, 27.0), yards per game (No. 8, 368.8), passing yards per game (No. 7, 262.4), yards per

Community

Admin & Coaches

Linsley

Draft & Free Agents

2017 Review

Records & History

Lambeau Field

Misc.

carry (No. 7, 4.55), third-down conversions (No. 2, 46.7), first downs (No. 7, 349), time of possession (No. 5, 31:14) and giveaways (t-No. 8, 17)...Helped the offense average 28.9 points per game (No. 4 in the NFL) and 389.3 yards per game (No. 5 in the league) after returning from injury in Week 9...Was on reserve/physically unable to perform for the entire preseason and the first seven regular-season games due to a hamstring injury...Was activated to the 53-man roster on Nov. 5...**Vs. Indianapolis (Nov. 6):** Made his season debut, starting at C and playing all 69 snaps. Helped the offense register 405 total yards and protected Rodgers as he threw for 297 yards and three TDs on 26-of-43 passing...**At Philadelphia (Nov. 28):** Protected Rodgers as the line didn't allow a sack and provided time for him to complete 30 of 39 passes for 313 yards and two TDs for a 116.7 passer rating. Part of an offense that converted 10 of 14 third downs, a 71.4 conversion rate that was the best by an NFL team on the season...**Vs. Seattle (Dec. 11):** Helped protect Rodgers as he completed 18 of 23 passes for 246 yards and three TDs with no INTs for a 150.8 passer rating, the fourth-highest rating of his career. Part of a line that allowed just one sack, the third straight game with either one or zero sacks allowed, Green Bay's longest streak since a four-game stretch to end the 2014 season...**At Chicago (Dec. 18):** Started at C and played 60 of 61 snaps, missing one play in the first half due to an equipment issue. Part of an offense that racked up a season-best 451 total yards, highlighted by a season-high 226 yards rushing and three TDs on just 23 carries (9.8 avg.). The average of 9.8 yards per carry was the best in franchise history (since 1940) in games with 20-plus attempts, topping the previous high of 9.2 yards per carry at Washington on Oct. 10, 2010 (17 carries for 157 yards). The average per carry was also the second-best mark by an NFL team since the 1970 AFL-NFL merger among teams with 20-plus attempts behind only the 11.0-yard average posted by the Cincinnati Bengals (37-407) vs. Denver on Oct. 22, 2000. Helped clear holes for RB Ty Montgomery to rush for a career-high 162 yards and two TDs on 16 attempts (10.1 avg.), the best yardage output by a Green Bay player since RB Samkon Gado's 171-yard outing vs. Detroit on Dec. 11, 2005...**At Detroit (Jan. 1):** Helped the offense post 448 yards and 28 first downs as the Packers registered their fourth straight 30-point game, tied for the second-longest single-season streak in team history, and their fourth consecutive zero-giveaway game, tying the franchise record. Protected Rodgers as he was sacked just once on the evening and threw for 300 yards and four TDs on 27-of-39 passing with no INTs, his team-record seventh straight game without an INT. Helped clear holes for Green Bay's 153 yards rushing on 31 carries (4.9 avg.), the second-highest yardage output on the ground by the Packers on the season, with three players rushing for 40-plus yards...**Vs. N.Y. Giants (NFC Wild Card, Jan. 8):** Part of line that helped protect Rodgers as he completed 25 of 40 passes for 362 yards and four TDs with no INTs for

a 125.2 rating. Part of an offense that did not turn the ball over for the fifth straight game, the longest streak in team annals (including playoffs)...**At Dallas (NFC Divisional, Jan. 15):** Protected Rodgers as he became just the second QB in NFL history (Drew Brees, 2011) to throw for 350-plus yards in back-to-back games in a single postseason with 355 yards and two TDs on 28-of-43 passing. Part of an offense that posted 27 first downs, the third most by the Packers in a playoff game, and 413 total yards. Helped the offense rack up 34 points, the first time Green Bay had posted back-to-back 30-point games in the playoffs since the 1996 postseason (three straight). It marked the sixth straight game with 30-plus points, the longest streak by the Packers (including playoffs) since a seven-game streak in 1963.

**2015:** Started all 13 games he played in at C...Missed two games (Weeks 12 and 14) due to an ankle injury and dressed but did not play in Week 15...Part of a line that helped the Packers rank tied for No. 4 in the league in giveaways (17) and No. 12 in rushing (115.6 ypg)...Helped block for Lacy (758 rushing yards) and Starks (601), the first Green Bay duo to both rush for 600-plus yards in the same season since 1985...Also started both postseason contests...**At Chicago (Sept. 13):** Part of a line that didn't allow a sack of Rodgers as he threw for 189 yards and three TDs on 18-of-23 passing for a 140.5 passer rating. Helped clear holes for a ground game that produced 133 yards on 30 carries (4.4 avg.), highlighted by Lacy's 85 yards on 19 attempts (4.5 avg.)...**Vs. Seattle (Sept. 20):** Helped protect Rodgers as he connected on 25 of 33 passes for 249 yards and two TDs with no INTs for a 116.9 passer rating. With Lacy departing after just eight snaps due to an ankle injury, blocked for Starks as he racked up 95 yards on 20 carries (4.8 avg.). With 127 yards as a team on 29 attempts (4.4 avg.), it marked the first time since 2004 that the Packers posted 125-plus rushing yards in both of the first two games...**Vs. Kansas City (Sept. 28):** Protected Rodgers as the line allowed just one sack to a Kansas City defense that had registered eight sacks in the first two games. Helped give Rodgers time to complete 24 of 35 passes for 333 yards and five TDs with no INTs, the fourth game of his career with five-plus TD passes, a franchise record...**At San Francisco (Oct. 4):** Helped the Packers rush for 162 yards and a TD on 33 attempts (4.9 avg.), the first time since 1971 that they had cleared the 120-yard rushing mark in each of the first four games of the season...**Vs. San Diego (Oct. 18):** Helped the Packers post 133 rushing yards on just 17 carries, a 7.8-yard average that was the best by Green Bay since Oct. 10, 2010, at Washington (9.2, 17-157). Helped clear the way for Starks' 112 yards on just 10 carries (11.2 avg.), the second-best yards-per-carry average by an NFL back on the season (min. 10 att.)...**At Minnesota (Nov. 22):** Started at C, but departed with 5:30 remaining in the first quarter after just 12 snaps due to an ankle injury, one that would sideline him

## RIDING BIKES TO PRACTICE

One of the most heartwarming and enduring of the Packers' many great traditions is the bike-riding one during training camp. Since at least the Vince Lombardi era, more than a half-century ago, players have been riding kids' bikes from the locker room at what is now Lambeau Field to the Packers' nearby practice field(s).

So far the earliest evidence of the tradition was a 1961 photo featuring (on right) by Keegan Wright showing Jim Temp (82) and Dan Currie (58) walking to practice while Lamar McHan (16) rides a kid's bike.

The tradition continues today as kids line up outside the stadium hoping to give a player a lift, and then again outside the practice field following practice. It's a tradition that not only has brought immediate joy to kids and players alike, but also led to lasting friendships.



for the remainder of the game as he missed the first action of his career...**Vs. Chicago (Nov. 26):** Inactive (ankle), his first game missed due to injury in his career...**At Detroit (Dec. 3):** Returned to action and played 28 snaps before reinjuring his ankle in the second quarter, an injury that would sideline him for the remainder of the game and the next game vs. Dallas...**At Washington (NFC Wild Card, Jan. 10):** Played all 75 snaps and helped protect Rodgers as he was sacked just once against a Washington defense that had posted 17 sacks in its final four regular-season games. Helped clear holes for Lacy (63 yards and a TD on 12 carries) and Starks (53 yards and a TD on 12 carries) as they became the first duo in team history to both rush for 50-plus yards and a TD in a playoff game.

**2014:** Started every game, becoming the first rookie center to open every contest for the Packers since the league went to a 16-game schedule in 1978...Was named to the PFWA's All-Rookie team, the first Green Bay center to be honored since its inception in 1974...Was the only player on offense to play every snap for the Packers on the season...Part of an offense that ranked No. 1 in the league in points per game (30.4), No. 6 in yards per game (386.1) and tied for No. 1 in giveaways with a franchise-record 13...Part of a line that allowed only nine sacks over the final eight regular-season games, the second-fewest allowed over that span behind only Denver (eight)...Helped the Packers finish tied for No. 9 in the NFL in total sacks allowed with 30 on the season, the fewest given up by Green Bay since 2007 (19)...Part of an offense that set a franchise record for most first downs in a season with 356...Protected Rodgers on his way to earning NFL MVP honors from AP as he ranked No. 1 in the league in TD/INT ratio (7.60, 38/5), No. 2 in passer rating (112.2), No. 2 in yards per attempt (8.43) and No. 3 in TD passes (38)...Blocked for Lacy as he ranked No. 7 in the NFL with 1,139 rushing yards on the season...**At Seattle (Sept. 4):** Started in one of the league's most hostile environments in his NFL debut, becoming the first Green Bay rookie to start at center in the season opener since the 1970 merger. Became the first NFL rookie drafted in the fifth round or later to start at C in Week 1 since Philadelphia's Jason Kelce in 2011...**At Chicago (Sept. 28):** Protected Rodgers as he threw for 302 yards and four TDs on 22-of-28 passing for a 151.2 passer rating, the third-best single-game mark of the QB's career (min. 20 att.) and the fifth-best rating in team history. Was part of a line that allowed just one sack for 0 yards and helped the offense score on six of seven possessions...**Vs. Minnesota (Oct. 2):** Helped the offense rack up 42 points and 156 rushing yards, including Lacy's 105 yards and two TDs on just 13 attempts. Lacy's average of 8.1 yards per carry was a career high (min. 10 attempts)...**Vs. Carolina (Oct. 19):** Blocked for Rodgers as he completed 19 of 22 passes for 255 yards and three TDs, a career-high completion percentage of 86.4 and a passer

rating of 154.5 that was the second best of his career...**At New Orleans (Oct. 26):** Helped protect Rodgers on his way to 418 yards on 28-of-39 passing, the second-best yardage output of the QB's career and tied for the third-best total in franchise history. Helped Lacy (123) and WR Randall Cobb (126) become the first Green Bay RB/WR duo to both post 100 yards receiving in the same game since RB Eddie Lee Ivey (128) and WR Aundra Thompson (102) did so at Tampa Bay on Oct. 12, 1980...**Vs. Chicago (Nov. 9):** Helped the offense rack up 55 points, tied for the third most in a game in team annals, and 451 total yards. Part of a line that didn't allow a sack and helped Rodgers throw for six TDs, which tied the single-game franchise record, with all of them coming in the first half as he tied Raiders QB Daryle Lamonica (1969) for the most in a half in NFL history. Delivered a key block on LB Lance Briggs to help spring Lacy on a second-quarter screen pass that he took 56 yards for a TD...**Vs. Philadelphia (Nov. 16):** Played all 68 snaps and helped the Packers post back-to-back 50-point games for the first time in franchise history...**At Minnesota (Nov. 23):** Helped clear the way for Lacy's season-high 125 rushing yards on 25 carries (5.0 avg.), with 55 of those coming in the fourth quarter, a career high for Lacy...**Vs. Atlanta (Dec. 8):** Helped the offense record season highs for total yards (502) and first downs (28). Helped clear the way for a season-high 179 rushing yards, highlighted by a pair of 70-yard rushers in Starks (75 yards on 10 carries) and Lacy (73 yards on 13 carries). Protected Rodgers as the line allowed just one sack and helped the QB throw for 327 yards and three TDs with no INTs, his eighth game on the season with three-plus TDs/zero INTs as he tied Patriots QB Tom Brady's single-season NFL record set in 2007...**Vs. Detroit (Dec. 28):** Helped the offense register 377 yards against a Detroit defense that entered the game ranked No. 2 in the NFL (295.9 ypg). Helped the line allow just one sack (QB Matt Flynn in the third quarter) for the fourth consecutive game, the longest single-season streak of zero sacks/one sack since Weeks 8-11 in 2007...**Vs. Dallas (NFC Divisional, Jan. 11):** Was part of an offense that registered 425 total yards, the fifth most in a game in franchise postseason history. Blocked for Rodgers (316) and Lacy (101) as the Packers had both a 300-yard passer and a 100-yard rusher in a playoff game for the first time in team history...**2014 Draft:** Selected by the Packers with the first of two selections in the fifth round (No. 161 overall).

**COLLEGE:** Played in 42 games with 26 starts in four seasons for the Buckeyes, starting all 26 games over his final two seasons...Was part of an Ohio State team that won 24 consecutive games from 2012-13...Earned his degree in economics...**Senior season (2013):** Started all 14 games at C, earning first-team All-Big Ten honors from both the coaches and the media...One of five team captains, he was part of an Ohio State line that helped the

## DID THE PACKERS EVER PAY A FRANCHISE FEE TO THE NFL?

If the Packers ever paid a franchise fee to get into the NFL, there's no record of it at the Ralph Wilson Jr. Pro Football Research and Preservation Center at the Pro Football Hall of Fame or in the Green Bay Packers' corporate records.

The American Professional Football Association (now the NFL) set a fee of \$100 at an organizational meeting on Sept. 17, 1920, according to the official minutes of the meeting. However, no team ever paid it, according to the league's official *Record and Fact Book*.

The Packers were admitted to the APFA on Aug. 27, 1921, and readmitted June 24, 1922, following a five-month expulsion. Curly Lambeau represented the Packers at the 1922 meeting and J. Emmett Clair at the 1921 meeting.

Over the 10 months between meetings, there was no mention in the league minutes of any change to the original fee of \$100 or of the Packers paying a fee, other than a \$1,000 forfeit fee in 1922 as a commitment to follow league rules. On July 28, 1923, NFL owners voted to boost the fee to \$500.

Almost two decades later, *The Milwaukee Journal* and *The Saturday Evening Post* published in-depth histories of the Packers and reported they had paid \$250 to get back into the league in 1922. Then, in 1946, Packers co-founder George Calhoun and author Arch Ward both wrote that Lambeau had paid a \$50 franchise fee in 1922.

Adding to the mystery is a 1922 franchise certificate awarded to Lambeau and the private Green Bay Football Club with \$50 handwritten in the upper left corner. But there's no record of when that notation was made. In fact, when the *Green Bay Press-Gazette* published a photo of the certificate in 1950, the \$50 notation wasn't visible.

In other words, the question of whether the Packers ever paid a franchise fee goes unanswered.



team set school records for points scored (637), yards per carry (6.8), touchdowns (87) and TD passes (38)...Helped the Buckeyes lead the Big Ten and rank No. 5 in the nation with an average of 308.6 rushing yards per game...Part of an Ohio State offense that ranked No. 7 in the country with an average of 511.9 yards per game and No. 5 in the nation with 45 rushing TDs...Helped the offense rank No. 4 in the country in red-zone percentage (.952, 60 of 63)...Blocked for QB Braxton Miller and RB Carlos Hyde, who both earned first-team All-Big Ten recognition...Helped Hyde rush for 1,521 yards (No. 13 in the nation) and 15 TDs on 208 carries (7.3 avg.)...**Junior season (2012):** Started every game at C for a Buckeyes team that went 12-0, earning honorable mention All-Big Ten recognition from both the coaches and media...Helped the Buckeyes average a Big Ten-leading 37.2 points per game and 242.3 rushing yards per game (No. 2 in Big Ten, No. 10 nationally)...Part of an Ohio State offense that ranked No. 13 in the country with 37 rushing TDs...Blocked for Miller as he rushed for 1,271 yards, the most by a QB in a single season in school history...Also helped Miller post a school-record 3,310 yards of total offense...Played through a painful foot injury in the latter part of the season, one that required postseason surgery...**Sophomore season (2011):** Appeared in 10 games as a reserve at both guard and tackle positions...Part of a Buckeyes offense that averaged 191.2

rushing yards per game (No. 27 in the nation)...**Redshirt freshman season (2010):** Appeared in six games as a reserve center and right guard...Made his collegiate debut vs. Marshall (Sept. 2), seeing time in a reserve capacity.

**PERSONAL:** Given name Corey Michael Linsley...Born in Youngstown, Ohio...Married, wife's name is Anna...**High school:** Attended Boardman (Ohio) High School, where he earned first-team All-Federal League, All-North-east Ohio and second-team All-Ohio honors as a senior... Played in the Big 33 Football Classic that features high school recruits from the states of Ohio and Pennsylvania... Served as a team captain as a senior...Was named to the Midwest Top 30 by *SuperPrep*...Lettered all four years in track, where he was the regional and league champion and a state medalist in the shot put (top throw of 63 feet, 1½ inches as a senior)...Also threw the discus, with a top throw of 191 feet, 2 inches as a senior...**Community involvement:** Along with his wife, serves as a volunteer advocate for the Wisconsin CASA Association and participated in a fundraiser for the organization in June 2018... Participated in an NFL Play 60 event in Appleton, Wis., in November 2014...While he was at Ohio State, was active with the 2nd and 7 Foundation, which promotes reading by providing free books and positive role models to kids in need...Residence: Boardman, Ohio.

**COREY LINSLEY'S PRO GAMES PLAYED/STARTED**

Year	Team	GP	GS
2014	Green Bay	16	16
2015	Green Bay	13	13
2016	Green Bay	9	9
2017	Green Bay	16	16
<b>NFL totals (four years)</b>		<b>.54</b>	<b>54</b>
<b>Postseason</b>		<b>.7</b>	<b>7</b>

**Additional statistics:** *Miscellaneous tackles* — 3 in 2014, 2 in 2017; *NFL total:* 5. *Miscellaneous fumble recoveries* — 1 in 2015. *Fumbles-Lost* — 1-0 in 2014, 1-0 in 2017; *NFL total:* 2-0.

**NFL debut/first start:** at Seattle, 9/4/14

**CAREER TRANSACTIONS**

- 2014 Selected by Green Bay Packers as first of two choices in the fifth round (161st overall) of '14 NFL Draft, May 10...Signed first contract, May 15.
- 2016 Placed on reserve/physically unable to perform (hamstring), Sept. 3...Activated from reserve/physically unable to perform, Nov. 5.
- 2017 Signed contract extension, Dec. 30.

**AFTER THE BYE, 1990-2017**

Season	After bye	Pct.	Before bye	Overall	Season	After bye	Pct.	Before bye	Overall
2011	8-1	.889	7-0	15-1	1992	7-4	.636	2-3	9-7
1997	8-1	.889	5-2	13-3	2006	7-4	.636	1-4	8-8
2014	7-1	.875	5-3	12-4	2016	8-5	.615	2-1	10-6
2007	8-2	.800	5-1	13-3	1994	6-4	.600	3-3	9-7
2001	8-2	.800	4-2	12-4	2013	7-5-1	.577	1-2	8-7-1
1996	7-2	.778	6-1	13-3	1993	8-6	.571	1-1	9-7
2003	7-2	.778	3-4	10-6	2010	4-3	.571	6-3	10-6
2009	9-3	.750	2-2	11-5	1999	6-7	.462	2-1	8-8
2004	6-2	.750	4-4	10-6	2015	4-6	.400	6-0	10-6
2012	5-2	.714	6-3	11-5	1990	4-6	.400	2-4	6-10
1998	7-3	.700	4-2	11-5	2017	3-6	.333	4-3	7-9
2002	6-3	.667	6-1	12-4	1991	3-7	.300	1-5	4-12
1995	8-4	.667	3-1	11-5	2005	3-8	.273	1-4	4-12
2000	6-3	.667	3-4	9-7	2008	2-7	.222	4-3	6-10



Ht: 6-6 Wt: 296

Born: June 9, 1994

NFL Games  
Played/Started: 31/11

Acquired: D4b-16



# Dean LOWRY

# 94

Defensive Lineman  
Northwestern

Third NFL Season | Third Packers Season

VETERANS

## PRO HIGHLIGHTS:

► Played in all 16 games with 11 starts in 2017 and registered 34 tackles (22 solo), two sacks, seven tackles for a loss, a fumble recovery for a touchdown, two passes defensed, eight quarterback hits and six QB pressures.

► Earned NFC Defensive Player of the Week honors for his performance vs. Tampa Bay in Week 13. Posted four tackles (all solo), a sack, a QB pressure and a QB hit, and registered his first career TD after recovering a QB Jameis Winston fumble forced by DT Kenny Clark at the Green Bay 38 late in the second quarter and returning it 62 yards. Became just the seventh Green Bay player (since 1982) to register a sack and a defensive TD in the same game.

► Played in 15 games as a rookie in 2016 and registered 14 tackles (eight solo), two sacks, three tackles for a loss, nine QB pressures and three QB hits.

► Posted sacks in back-to-back games in '16, recording one in Week 13 vs. Houston and one in Week 14 vs. Seattle.

► Appeared in all three postseason contests as a rookie and posted two tackles (one solo) and a QB pressure.

► Selected by Green Bay with the second of two fourth-round choices (No. 137 overall), the second of two compensatory choices awarded to the team in the 2016 NFL Draft.

► Became the first defensive end from Northwestern to be drafted since DE Corey Wootton was selected by the Chicago Bears in 2010 (fourth round, No. 109 overall). Also became the first player from Northwestern drafted by Green Bay since DT James Anderson in 1973 (14th round).

**2017 SEASON:** Played in all 16 games with 11 starts and registered 34 tackles (22 solo), two sacks, seven tackles for a loss, a fumble recovery for a TD, two passes defensed, eight QB hits and six QB pressures...**At Dallas (Oct. 8):** Started and played 29 snaps, posting two tackles (one solo). Chased down RB Ezekiel Elliott and tackled him near the sideline for no gain on a third-and-1 in the second quarter...**At Minnesota (Oct. 15):** Started and appeared on 34 plays, recording two tackles (one solo), two QB pressures and two QB hits...**vs. Detroit (Nov. 6):** Played 29 snaps on defense and registered two tackles (both solo), two tackles for a loss and a half-sack. Early in the third quarter, bullied over TE Darren Fells to get to QB Matthew Stafford with LB Nick Perry for a shared 8-yard sack...**vs. Baltimore (Nov. 19):** Started and appeared on 29 plays, posting four tackles (three solo) and a sack. Late in the third quarter, drove back RT Austin Howard to get to QB Joe Flacco for a shared 6-yard sack with LB Ahmad Brooks...**vs. Tampa Bay (Dec. 3):** Started and played 38 snaps, matching his career high with four tackles (all solo), a sack, a fumble recovery, a QB pressure and a QB hit. Posted his first career TD, catching a QB Jameis Winston fumble forced by Clark at the Green Bay 38 late in the second quarter, a fumble he returned 62 yards for a TD. It marked the longest fumble-return TD by the Packers since DE Keith McKenzie's 88-yard return for a score at Pittsburgh on Nov. 9, 1998, and was the first by the Packers since CB Casey Hayward's 49-yard TD return vs. Philadelphia on Nov. 16,

## AT A GLANCE ...

- Played in all 16 games with 11 starts in 2017 and registered 34 tackles (22 solo), two sacks, seven tackles for a loss, a fumble recovery for a touchdown, two passes defensed, eight quarterback hits and six QB pressures.
- Earned NFC Defensive Player of the Week (13) honors after recording four tackles (all solo), a sack, a QB pressure, a QB hit and a fumble recovery he returned 62 yards for a touchdown. Became just the seventh Green Bay player (since 1982) to register a sack and a defensive TD in the same game.
- Saw action in 15 games as a rookie and registered 14 tackles (eight solo), two sacks, three tackles for a loss, nine QB pressures and three QB hits. Also appeared in all three postseason contests and posted two tackles (one solo) and a QB pressure.
- Played in 48 games with 33 starts for Northwestern and registered 134 tackles (83 solo), 31½ tackles for a loss, 12½ sacks, three interceptions (one returned for a TD), 21 passes defensed, three fumble recoveries and three forced fumbles.
- Earned all-state recognition at Rockford (Ill.) Boylan High School, where he was named the Northern Illinois Conference (NIC-10) Defensive MVP as a senior in 2011 after posting 65 tackles, 21 tackles for a loss and 10 sacks.

2014. Midway through the third quarter, came through untouched to sack Winston for a 14-yard loss on third down and force a Tampa Bay punt. Became just the seventh Green Bay player (since 1982) to register a sack and a defensive TD in the same game. Earned NFC Defensive Player of the Week honors for his performance...**At Carolina (Dec. 17):** Appeared on 40 plays and registered two tackles (one solo), two QB pressures and a pass defensed. Late in the first half, got a piece of a QB Cam Newton pass with his left hand to break up the throw intended for TE Greg Olsen over the middle.

**2016:** Played in 15 games and registered 14 tackles (eight solo), two sacks, three tackles for a loss, nine QB pressures and three QB hits...Dressed, but did not see any action, in Week 12...Also appeared in all three postseason contests and posted two tackles (one solo) and a QB pressure...**vs. Detroit (Sept. 25):** Played 11 snaps on defense and six on special teams. Shed a block from LT Taylor Decker to stop RB Theo Riddick for a 1-yard loss on a second-quarter run. Finished with two tackles (both solo)...**vs. N.Y. Giants (Oct. 9):** Played eight snaps on defense, posting an assisted tackle and two QB pressures...**vs. Chicago (Oct. 20):** Played four snaps on defense, recording a QB pressure and a QB hit...**vs. Houston (Dec. 4):** Played 18 snaps on defense and posted his first career sack along with a pass defensed, three QB pressures (tied for the team lead) and a QB hit. Midway through the second quarter, came through the line between T Duane Brown and G Xavier Su'a-Filo to sack QB Brock Osweiler for an 8-yard loss...**vs. Seattle (Dec. 11):** Appeared on 34 plays on defense and posted a career-best four tackles (two solo), a sack, a QB hit and a QB pressure. Midway through the second quarter, fought off a block from T Bradley Sowell, staying with the play as QB Russell Wilson tried to scramble as he sacked him for an 11-yard loss on third down. It marked his second straight game with a sack...**vs. Minnesota (Dec.**

Community

Admin & Coaches

Lowry

Draft & Free Agents

2017 Review

Records & History

Lambeau Field

Misc.

**24):** Appeared on 19 defensive plays and recorded two QB pressures...**Vs. N.Y. Giants (NFC Wild Card, Jan. 8):** Appeared on 16 defensive plays, posting an assisted tackle and a QB pressure.

**COLLEGE:** Played in 48 games with 33 starts for the Wildcats and registered 134 tackles (83 solo), 31½ tackles for a loss, 12½ sacks, three interceptions (one returned for a TD), 21 passes defended, three fumble recoveries and three forced fumbles...Earned his degree in economics...**Senior season (2015):** Started 12 games and earned second-team All-Big Ten honors after posting a career-high 46 tackles (27 solo), including 13½ tackles for a loss (second on the team), three sacks, an interception, a fumble recovery and seven passes defended...Was tied for the team lead with eight QB hurries...Also earned third-team All-Big Ten recognition from *Athlon*...Was part of a Northwestern defense that ranked No. 7 in the country in points allowed (16.4 ppg)...Registered four tackles (three solo), including one for a loss, and two QB hurries in the 16-6 win vs. Stanford (Sept. 5)...Posted six tackles (two solo) and an interception, picking off QB Thomas Sirk on second-and-goal from the 11 in the second quarter and earning NU's Defensive Player of the Week for his performance at Duke (Sept. 19)...Set a school single-game record and tied the sixth-best mark in conference history with six tackles for a loss, earning NU's Defensive Player of the Game after finishing with a career-high 10 tackles (seven solo) and a career-best two sacks in the 30-28 win at Nebraska (Oct. 24)...Registered five tackles, including three stops for a loss, and a career-high three QB hurries vs. Purdue (Nov. 14)...**Junior season (2014):** Started all 12 contests and earned honorable mention All-Big Ten recognition after recording 41 tackles (25 solo), including eight tackles for a loss, four sacks, a forced fumble and a career-high eight passes defended...Ranked second on the team in tackles for a loss...Earned Academic All-Big Ten honors...Was named the team's Defensive Player of the Game after posting five tackles (three solo) and a half-sack vs. Northern Illinois (Sept. 6)...Posted a sack for the second straight game and finished with two tackles (one solo) and a pass defended at Penn State (Sept. 27)...Registered a season-high six tackles, including 1½ tackles for a loss, and a forced fumble in the 43-40 OT win at Notre Dame (Nov. 15)...Was named NU's Defensive Big Playmaker for

his performance...**Sophomore season (2013):** Played in 11 games with nine starts and recorded seven tackles for a loss (tied for second on the team) and 4½ sacks (third)...His sack total was a career high and he added a career-best two interceptions...Also registered 33 tackles (22 solo), five passes defended, a career-high two forced fumbles and a fumble recovery...Made his first career start and posted his first career interception, returning the pick 16 yards vs. Syracuse (Sept. 7)...Picked off a pass near the line of scrimmage and returned it 19 yards for a TD vs. Maine (Sept. 21)...Also posted two tackles (one solo), a sack and a forced fumble...Registered a season-high six tackles (five solo) and a fumble recovery vs. Ohio State (Oct. 5)...Finished with five tackles (three solo) and a season-high 1½ sacks in the 37-34 win at Illinois (Nov. 30)...**Freshman season (2012):** Played in all 13 games, one of four true freshmen to play for the Wildcats, and was named to ESPN.com's Big Ten All-Freshman team...Recorded 14 tackles (nine solo), a sack, a pass defended and a fumble recovery...Recorded two tackles (one solo), a fumble recovery, a QB hurry and a pass deflection at the line of scrimmage vs. Vanderbilt (Sept. 8)...Recorded his first career sack when he brought down QB Andrew Maxwell for an 11-yard loss on third down to force a punt at Michigan State (Nov. 17).

**PERSONAL:** Given name Dean Vincent Lowry...Born in Rockford, Ill. ...**High school:** Earned IHCA 7A all-state recognition at Rockford (Ill.) Boylan High School, where he was named the Northern Illinois Conference (NIC-10) Defensive MVP as a senior in 2011 after registering 65 tackles, including 21 tackles for a loss, and 10 sacks...Also was an all-state selection that season by the *Chicago Tribune* and the *Champaign News-Gazette*...Earned All-Midwest honors from *SuperPrep*...Was also named team MVP as a senior...Was a member of back-to-back state championship teams in 2010 and 2011 as Boylan finished with a perfect 14-0 mark in both of those seasons...Also lettered one year in basketball as a center and played baseball as a freshman...Was named to the honor roll as a junior and as a senior...**Community involvement:** While he was in college, visited elementary schools in Evanston, Ill., to discuss the importance of education and exercise with students...Residence: Rockford, Ill.

**DEAN LOWRY'S PRO STATISTICS**

Year	Team	GP		—Tackles—						Interceptions					Fumbles		
		GS	Tot	Solo	Asst	Sk	Yds	No	Yds	Lg	TD	PD	FF	FR	Yds		
2016	Green Bay	15	0	14	8	6	2	19	0	0	0	0	1	0	0	0	
2017	Green Bay	16	11	34	22	12	2	21	0	0	0	0	2	0	1	62t	
<b>NFL totals (two years)</b>		<b>31</b>	<b>11</b>	<b>48</b>	<b>30</b>	<b>18</b>	<b>4</b>	<b>40</b>	<b>0</b>	<b>0</b>	<b>0</b>	<b>0</b>	<b>3</b>	<b>0</b>	<b>1</b>	<b>62t</b>	

**PLAYOFFS**

Year	Team	GP		—Tackles—						Interceptions					Fumbles		
		GS	Tot	Solo	Asst	Sk	Yds	No	Yds	Lg	TD	PD	FF	FR	Yds		
2016	Green Bay	3	0	2	1	1	0	0	0	0	0	0	0	0	0	0	

**Additional statistics:** Career sacks — Brock Osweiler, Russell Wilson, Jameis Winston, Joe Flacco (½), Matthew Stafford (½).

**NFL debut:** at Jacksonville, 9/11/16  
**First NFL start:** vs. Seattle, 9/10/17  
**First NFL sack:** vs. Houston, 12/4/16 (B.Osweiler)  
**Touchdowns (1):** vs. Tampa Bay, 12/3/17, 62-yard fumble return.

**CAREER TRANSACTIONS**

■ 2016 Selected by Green Bay Packers as second of two choices in the fourth round (137th overall) of '16 NFL Draft, April 30...Signed first contract, May 6.

**LOWRY'S SINGLE-GAME CAREER HIGHS**

**Tackles**  
 Total ..... 4, three times (last: at Cle., 12/10/17)  
 Solo ..... 4, vs. TB (12/13/17)

**Sacks** ..... 1, three times (last: vs. TB, 12/3/17)

# DEAN LOWRY GAME-BY-GAME

## 2016, GREEN BAY

Date	Opp	GP	GS	Tot	So	As	Sk	Yd	Int	Yd	Lg	TD	PD	FF	FR
09/11	at Jax-W	1	0	0	0	0	0	0	0	0	0	0	0	0	0
09/18	at Min-L	1	0	0	0	0	0	0	0	0	0	0	0	0	0
09/25	Det-W	1	0	2	2	0	0	0	0	0	0	0	0	0	0
10/09	NYG-W	1	0	1	0	1	0	0	0	0	0	0	0	0	0
10/16	Dal-L	1	0	0	0	0	0	0	0	0	0	0	0	0	0
10/20	Chi-W	1	0	0	0	0	0	0	0	0	0	0	0	0	0
10/30	at Atl-L	1	0	0	0	0	0	0	0	0	0	0	0	0	0
11/06	Ind-L	1	0	1	0	1	0	0	0	0	0	0	0	0	0
11/13	at Ten-L	1	0	1	1	0	0	0	0	0	0	0	0	0	0
11/20	at Was-L	1	0	0	0	0	0	0	0	0	0	0	0	0	0
11/28	at Phi-W						(did not play)								
12/04	Hou-W	1	0	1	1	0	1	8	0	0	0	0	1	0	0
12/11	Sea-W	1	0	4	2	2	1	11	0	0	0	0	0	0	0
12/18	at Chi-W	1	0	2	0	2	0	0	0	0	0	0	0	0	0
12/24	Min-W	1	0	0	0	0	0	0	0	0	0	0	0	0	0
01/01	at Det-W	1	0	2	2	0	0	0	0	0	0	0	0	0	0
<b>'16 TOTALS</b>		<b>15</b>	<b>0</b>	<b>14</b>	<b>8</b>	<b>6</b>	<b>2</b>	<b>19</b>	<b>0</b>	<b>0</b>	<b>0</b>	<b>0</b>	<b>1</b>	<b>0</b>	<b>0</b>
01/08	NYG-W	1	0	1	0	1	0	0	0	0	0	0	0	0	0
01/15	at Dal-W	1	0	0	0	0	0	0	0	0	0	0	0	0	0
01/22	at Atl-L	1	0	1	1	0	0	0	0	0	0	0	0	0	0
<b>PLAYOFFS</b>		<b>3</b>	<b>0</b>	<b>2</b>	<b>1</b>	<b>1</b>	<b>0</b>	<b>0</b>	<b>0</b>	<b>0</b>	<b>0</b>	<b>0</b>	<b>0</b>	<b>0</b>	<b>0</b>

\*NFC Wild Card Playoff; \*NFC Divisional Playoff;  
\*NFC Championship

## 2017, GREEN BAY

Date	Opp	GP	GS	Tot	So	As	Sk	Yd	Int	Yd	Lg	TD	PD	FF	FR
09/10	Sea-W	1	1	0	0	0	0	0	0	0	0	0	0	0	0
09/17	at Atl-L	1	0	3	0	3	0	0	0	0	0	0	0	0	0
09/24	Cin-W	1	1	2	2	0	0	0	0	0	0	0	1	0	0
09/28	Chi-W	1	1	1	0	1	0	0	0	0	0	0	0	0	0
10/08	at Dal-W	1	1	2	1	1	0	0	0	0	0	0	0	0	0
10/15	at Min-L	1	1	2	1	1	0	0	0	0	0	0	0	0	0
10/22	NO-L	1	1	1	1	0	0	0	0	0	0	0	0	0	0
11/06	Det-L	1	0	2	2	0	½	4	0	0	0	0	0	0	0
11/12	at Chi-W	1	1	1	0	1	0	0	0	0	0	0	0	0	0
11/19	Bal-L	1	1	3	3	0	½	3	0	0	0	0	0	0	0
11/26	at Pit-L	1	1	2	0	2	0	0	0	0	0	0	0	0	0
12/03	TB-W	1	1	4	4	0	1	14	0	0	0	0	0	0	1
12/10	at Cle-W	1	1	4	3	1	0	0	0	0	0	0	0	0	0
12/17	at Car-L	1	0	2	1	1	0	0	0	0	0	0	1	0	0
12/23	Min-L	1	0	2	2	0	0	0	0	0	0	0	0	0	0
12/31	at Det-L	1	0	3	2	1	0	0	0	0	0	0	0	0	0
<b>'17 TOTALS</b>		<b>16</b>	<b>11</b>	<b>34</b>	<b>22</b>	<b>12</b>	<b>2</b>	<b>21</b>	<b>0</b>	<b>0</b>	<b>0</b>	<b>0</b>	<b>2</b>	<b>0</b>	<b>1</b>

VETERANS

Community

Admin & Coaches

Lowry

Draft & Free Agents

2017 Review

Records & History

Lambeau Field

Misc.

### GREEN BAY PACKERS, 1969-2017

#### FIRST-TEAM AP ALL-PRO & PRO BOWL STARTER

2014	John Kuhn, FB	1998	LeRoy Butler, S	1995	Brett Favre, QB
2011	Aaron Rodgers, QB		Antonio Freeman, WR		Reggie White, DE
	Charles Woodson, CB		Reggie White, DE	1992	Sterling Sharpe, WR
2010	Clay Matthews, LB	1997	LeRoy Butler, S	1989	Tim Harris, LB
2009	Charles Woodson, CB		Brett Favre, QB		Sterling Sharpe, WR
2004	William Henderson, FB	1996	LeRoy Butler, S	1969	Gale Gillingham, G
2000	Darren Sharper, S		Brett Favre, QB		



# Blake MARTINEZ

# 50

Linebacker  
Stanford

Third NFL Season | Third Packers Season



Ht: 6-2 Wt: 237

Born: January 9, 1994

NFL Games  
Played/Started: 29/25

Acquired: D4a-16

## PRO HIGHLIGHTS:

➤ Started all 16 games in 2017 and registered a team-high 158 tackles (107 solo), a team-best 12 tackles for a loss, a sack, a forced fumble, two fumble recoveries, an interception, four QB pressures, four QB hits and 11 passes defended (No. 2 on the team). His tackle total ranks No. 8 in team history (since 1975) for a single season.

➤ Registered a double-digit tackle total in eight games in 2017.

➤ Played in 13 games with nine starts at ILB as a rookie in 2016 and ranked No. 5 on the team with 62 tackles (46 solo), a sack, four tackles for a loss, two QB hits, two QB pressures, an interception and five passes defended.

➤ Part of a run defense that ranked No. 8 in the league in rushing yards allowed per game (94.7) and No. 7 in runs of 10-plus yards allowed (37) in 2016.

➤ Appeared in all three postseason games with one start and recorded five tackles (four solo), including a tackle for a loss, and added a tackle on special teams.

➤ Selected by Green Bay in the fourth round of the 2016 NFL Draft with the No. 137 overall selection. Was one of two players the Packers drafted out of Stanford (Kyle Murphy) in 2016. It was the third time since 2005 (UCLA – DE Datone Jones and RB Johnathan Franklin in 2013/Texas A&M – WR/KR Terrence Murphy and DE Michael Montgomery in 2005) that the Packers selected two players from the same school in the same draft.

➤ Was the first defensive player Green Bay had selected from Stanford since DE Lester Archambeau was chosen in the seventh round (No. 186 overall) in 1990. Joined Trent Murphy (Washington, second round, No. 47 overall, 2014) as the only Stanford linebackers to be selected in the NFL Draft since 2008.

**2017 SEASON:** Started all 16 games and registered a team-high 158 tackles (107 solo), a team-best 12 tackles for a loss, a sack, a forced fumble, two fumble recoveries, an interception, four QB pressures, four QB hits and 11 passes defended (No. 2 on the team)...His tackle total ranks No. 8 in team history (since 1975) for a single season...Registered a double-digit tackle total in eight games on the season...Added a tackle on special teams...**At Atlanta (Sept. 17):** Registered five tackles (all solo), a sack and two tackles for a loss. Late in the third quarter, came through untouched to bring down QB Matt Ryan for an 8-yard sack on third-and-4 to force the Falcons to settle for a FG...**Vs. Chicago (Sept. 28):** Recorded eight tackles (five solo) and the first fumble recovery of his career. On Chicago's second drive of the game, recovered a fumble by QB Mike Glennon at the Green Bay 24...**At Dallas (Oct. 8):** Led the team with 13 tackles (10 solo) and added two QB pressures, two QB hits and a pass defended...**At Minnesota (Oct. 15):** Posted a team-high 14 tackles (12 solo), including two for a loss, and a career-best three passes defended. Late in the first quarter, came up to tackle RB Jerick McKinnon after he caught a swing pass on third-and-6, stopping him for no gain at the Green Bay 48 to force a Minnesota punt. With

## AT A GLANCE ...

- Started all 16 games in 2017 and registered team highs in tackles (158, No. 8 in team history since 1975) and tackles for a loss (12), while his 11 passes defended were No. 2 on the team.
- Played in 13 games with nine starts at ILB and ranked No. 5 on the team with 62 tackles (46 solo) as a rookie in 2016. Became the first Green Bay rookie to start on defense in Week 1 since LB Nick Perry in 2012.
- Part of a run defense that ranked No. 8 in the league in rushing yards allowed per game (94.7) and No. 7 in runs of 10-plus yards allowed (37) in 2016.
- Finished his collegiate career with 257 tackles (137 solo), 13½ tackles for a loss, 6½ sacks, five interceptions and five forced fumbles in 51 games played.
- Started all 27 games played at Stanford in his final two seasons, leading the team in tackles as a junior (102) and senior (141).
- In 2015, was named third-team All-America by *The Associated Press*, second-team All-America by *USA Today* and *Phil Steele's College Football*, and first-team All-Pacific-12 by *AP* and *Phil Steele's College Football*.

just over four minutes remaining in the second quarter, dropped back into coverage and deflected a QB Case Keenum pass that was intercepted by CB Damarious Randall at the Green Bay 48 and returned 10 yards to help set up a Mason Crosby FG...**Vs. New Orleans (Oct. 22):** Paced the team with 15 tackles (career-best 13 solo) and added a tackle on special teams...**Vs. Detroit (Nov. 6):** Led the team in tackles for the fourth straight game with 12 stops (eight solo). Recorded the first forced fumble of his career, punching the ball out from RB Ameer Abdullah on the first play of the fourth quarter on a run up the middle, a fumble that was recovered by Detroit. Helped limit the Lions to just 64 rushing yards on 33 carries (1.9 avg.), just the fourth time since the 1970 AFL-NFL merger that the Packers allowed 65 or fewer rushing yards on 30-plus attempts by an opponent...**At Pittsburgh (Nov. 26):** Led the team with a career-best 17 tackles (10 solo) along with a tackle for a loss, an interception, a fumble recovery and two passes defended. Midway through the third quarter, made a sliding interception of a QB Ben Roethlisberger pass that had been deflected at the line by LB Ahmad Brooks, making the INT at the Pittsburgh 48 and returning it 3 yards to the 45. Was involved in another takeaway early in the fourth quarter when he recovered a RB Le'Veon Bell fumble that was forced by S Morgan Burnett at the Green Bay 34...**Vs. Minnesota (Dec. 23):** Tied for the team lead with 11 tackles (seven solo). Added a QB hit and a QB pressure.

**2016:** Played in 13 games with nine starts at ILB and ranked No. 5 on the team with 62 tackles (46 solo), a sack, four tackles for a loss, two QB hits, two QB pressures, an interception and five passes defended...Part of a run defense that ranked No. 8 in the league in rushing yards allowed per game (94.7) and No. 7 in runs of 10-plus yards allowed (37)...Registered five tackles on special teams...Missed three games (Weeks 12-14) due to a knee injury...Appeared in all three postseason games with one start and recorded five tackles (four solo), including a tackle for a

loss, and added a tackle on special teams...**At Jacksonville (Sept. 11):** Started and became the first Green Bay rookie to start on defense in Week 1 since LB Nick Perry in 2012. Was tied for the team lead with nine tackles (five solo) and added a tackle on special teams. Helped limit the Jaguars to just 48 yards rushing on 26 carries (1.8 avg.), the first time they had rushed for 48 or fewer yards on 25-plus attempts since Nov. 14, 1999 (vs. Baltimore, 47 yards on 26 attempts)...**At Minnesota (Sept. 18):** Started and recorded six tackles (five solo) and a pass defended. Helped limit RB Adrian Peterson to just 19 yards on 12 carries (1.6 avg.)...**Vs. Detroit (Sept. 25):** Started, but left the game for a stretch after a cut on his face opened up again. Registered five tackles (all solo) and helped limit the Lions to just 50 yards rushing on 23 carries (2.2 avg.). Added a tackle on special teams...**Vs. Chicago (Oct. 20):** Started and recorded four tackles (two solo) and the first interception of his career. Late in the fourth quarter, dropped into coverage and intercepted a QB Matt Barkley pass intended for TE Zach Miller that was deflected by S Morgan Burnett, making the pick at the Chicago 42 and returning it 4 yards...**At Tennessee (Nov. 13):** Started and led the team with a season-high 10 tackles (nine solo) while adding a QB pressure and a QB hit...**At Washington (Nov. 20):** Started and played 45 snaps, finishing with four tackles (three solo), including one for a loss, and a pass defended. In the fourth quarter, fought off a block from G Shawn Lauvao to get into the backfield and bring down RB Robert Kelley for a 4-yard loss. Left the game late in the fourth quarter due to a knee injury that would cause him to miss the next three games...**At Detroit (Jan. 1):** Posted three tackles (all solo), including his first career sack, and added a tackle on special teams. Early in the second quarter, perfectly timed a cross-blitz with LB Jake Ryan and came up the middle to get to QB Matthew Stafford for a 5-yard sack...**Vs. N.Y. Giants (NFC Wild Card, Jan. 8):** Started at ILB and finished with three tackles (one solo). Left the game in the second quarter due to a knee injury, but returned in the second half. Added a tackle on special teams, bringing down WR Dwayne Harris at the New York 8 for just a 3-yard return of P Jacob Schum's 58-yard punt.

**COLLEGE:** Finished his collegiate career with 257 tackles (137 solo), 13½ tackles for a loss, 6½ sacks, five interceptions and five forced fumbles in 51 games played... Started the final 27 games of his college career... Helped Stanford make a bowl appearance all four years as part of a school-record seven consecutive bowl games and win three Pacific-12 titles (2012, 2013, 2015)... Appeared in three Rose Bowls, helping the Cardinal win two... Earned his degree in management science and engineering...**Senior season (2015):** Led the team with a career-high 141 tackles (75 solo) in 14 games played, all starts... Recorded

84 more tackles than the No. 2 tackler on the team... Averaged 10.1 tackles/game to rank first in the Pac-12... Also notched 6½ tackles for a loss, 1½ sacks, a forced fumble, an interception, two quarterback hits and six pass breakups... Was named third-team All-America by AP, second-team All-America by USA Today and Phil Steele's College Football, and first-team All-Pac-12 by AP and Phil Steele's College Football... Was a Butkus Award semifinalist and was on the watch lists for the Rotary Lombardi Award, Nagurski Trophy and Bednarik Award... Named a quarterfinalist for the Lott IMPACT Trophy... Earned second-team Midseason All-America honors from SI.com... Totaled 10-plus tackles in nine games, including tying his career-high 14 twice in the first three games of the season, at Northwestern (Sept. 5) and at USC (Sept. 19)... Tied his season high with 10 solo tackles (12 total) to go with one pass breakup vs. Notre Dame (Nov. 28) and was selected as the Lott IMPACT Player of the Week...**Junior season (2014):** Started all 13 games and totaled a team-best 102 tackles (53 solo), seven tackles for a loss, 4½ sacks, two forced fumbles, three interceptions, four quarterback hits and two pass breakups... Named third-team All-Pac-12 by Phil Steele's College Football and All-Pac-12 honorable mention as well as second-team midseason All-Pac-12 by Phil Steele's College Football... Earned Pac-12 All-Academic honors... Registered 10-plus tackles in four games, including in back-to-back weeks vs. USC (Sept. 6) and vs. Army (Sept. 13)...**Sophomore season (2013):** Appeared in 10 games, recording 11 tackles (seven solo)... Earned Pac-12 All-Academic honorable mention...**Freshman season (2012):** Saw action in 14 games... Received Stanford's Greg Piers Service Team Award on defense, which honors outstanding scout-team players.

**PERSONAL:** Given name Blake Edmon Martinez... Born in Tucson, Ariz. ... Nicknamed "Machinez" in college... Spent time in college working as an intern in commercial real estate...**High school:** Attended Mountain View (Ariz.) High School (2008-09), Santa Rita (Tucson, Ariz.) High School (2009) and Canyon del Oro (Oro Valley, Ariz.) High School (2010-11)... Set the school record at Canyon del Oro with 247 tackles... Two-time Southern Arizona Player of the Year and was named PrepStar All-West Region... Played tight end, running back, linebacker and wide receiver... Registered 1,100 yards of total offense as a senior... Lettered one year in basketball and volleyball and two years in track...**Community involvement:** Took part in the 13th annual Packers Tailgate Tour, traveling throughout southern Wisconsin, eastern Iowa and the Milwaukee area to visit fans and raise money for local organizations in each area... Donates to St. Jude Children's Research Hospital for every 100 followers he gets on twitch.tv/packernation50 as well as 10 percent of the money he receives from subscriptions and ads... Attended a high school football game at Appleton

### ROOKIE PACKERS STARTERS IN REGULAR-SEASON OPENER, SINCE 1970

Date	Opp.	Rookie Starter	Pos.	Result	Date	Opp.	Rookie Starter	Pos.	Result
09/11/16	at Jax	Blake Martinez	LB	W, 27-23	09/06/92	Min	Robert Brooks	WR	L, 23-20
09/04/14	at Sea	Corey Linsley	C	L, 36-16			Mark D'Onofrio	LB	
09/08/13	at SF	Richard Rodgers	TE		09/04/88	LARm	Shawn Patterson	DE	L, 34-7
		David Bakhtiari	LT	L, 34-28			Sterling Sharpe	WR	
		Eddie Lacy	RB		09/13/87	LARm	Johnny Holland	LB	L, 20-0
09/09/12	SF	Nick Perry	LB	L, 30-22	09/07/86	HouO	Burnell Dent	LB	W, 31-3
09/12/10	at Phi	Morgan Burnett	S	W, 27-20	09/08/85	at NeU	Ken Ruettgert	T	L, 26-20
		Sam Shields	CB		09/02/84	StLC	Alphonso Carreker	DE	W, 24-23
09/09/07	Phi	Korey Hall	FB	W, 16-13			Tom Flynn	SE	
		Brandon Jackson	RB				Donnie Humphrey	D	
		James Jones	WR		09/03/78	at Det	John Anderson	LB	W, 13-7
09/10/06	ChiB	A.J. Hawk	LB	L, 26-0			Mike Hunt	LB	
		Tony Moll	G				James Lofton	WR	
		Jason Spitz	G		09/18/77	at NO	Mike Butler	DE	W, 24-20
09/11/05	at Det	Nick Collins	S	L, 17-3	09/12/76	SF	Mark Koncar	T	L, 26-14
		William Whitticker	G				Mike C. McCoy	DB	
09/07/03	Min	Nick Barnett	LB	L, 30-25	09/21/75	Det	Bill Bain	T	L, 30-16
09/03/00	NYJ	Na'il Diggs	LB	L, 20-16	09/17/73	NYJ	Tom MacLeod	LB	W, 23-7
09/12/99	Oak	Mike McKenzie	DE	W, 28-24	09/17/72	at CleB	Willie Buchanon	CB	W, 26-10
09/06/98	Det	Vonnie Holliday	CB	W, 38-19			Leland Glass	WR	
09/03/95	StLR	Craig Newsome	CB	L, 17-14	09/19/71	NYG	John Brockington	RB	L, 42-40

North to sign autographs and raise cancer awareness...Participated in the Packers Give Back Celebrity Bowling event to raise money for the Northeast Wisconsin Technical College (NWTCC) Promise Scholarship...Visited cadets at the Challenge Academy in Fort McCoy, Wis. ...Participated in events to benefit Big Brothers Big Sisters...Signed autographs to

raise money for The Salvation Army...Has spoken to kids at numerous schools in Wisconsin...Participated in a PSA for Toys for Tots...Worked at a homeless shelter and children's hospital and helped out at a dog-shelter auction while in college...Residence: Tucson, Ariz.

## BLAKE MARTINEZ'S PRO STATISTICS

Year	Team	—Tackles—							Interceptions				Fumbles			
		GP	GS	Tot	Solo	Asst	Sk	Yds	No	Yds	Lg	TD	PD	FF	FR	Yds
2016	Green Bay	13	9	62	46	16	1	5	1	4	4	0	5	0	0	0
2017	Green Bay	16	16	158	107	51	1	8	1	3	3	0	11	1	2	0
<b>NFL totals (two years)</b>		<b>29</b>	<b>25</b>	<b>220</b>	<b>153</b>	<b>67</b>	<b>2</b>	<b>13</b>	<b>2</b>	<b>7</b>	<b>4</b>	<b>0</b>	<b>16</b>	<b>1</b>	<b>2</b>	<b>0</b>

Year	Team	—Tackles—							Interceptions				Fumbles			
		GP	GS	Tot	Solo	Asst	Sk	Yds	No	Yds	Lg	TD	PD	FF	FR	Yds
2016	Green Bay	3	1	5	4	1	0	0	0	0	0	0	0	0	0	0

**Additional statistics:** Career sacks — Matthew Stafford, Matt Ryan. Career interceptions — Matt Barkley, Ben Roethlisberger. Special teams tackles — 6 in 2016, 1 in '16 playoffs, 2 in 2017; NFL total: 8.

**NFL debut/first start:** at Jacksonville, 9/11/16  
**First interception:** vs. Chicago, 10/20/16 (M.Barkley)  
**First sack:** at Detroit, 1/1/17 (M.Stafford)

### CAREER TRANSACTIONS

■ 2016 Selected by Green Bay Packers as first of two choices in the fourth round (131st overall) of '16 NFL Draft, April 30...Signed first contract, May 6.

**MARTINEZ'S SINGLE-GAME CAREER HIGHS**

**Tackles**  
 Total .....17, at Pit. (11/26/17)  
 Solo .....13, vs. NO (10/2/17)

**Sacks** .....1,  
 at Det. (1/1/17) and at Atl. (9/17/17)

**Interceptions** .....1,  
 vs. Chi. (10/20/16) and at Pit. (11/26/17)

## BLAKE MARTINEZ GAME-BY-GAME

### 2016, GREEN BAY

Date	Opp	GP	GS	Tot	So	As	Sk	Yd	Int	Yd	Lg	TD	PD	FF	FR
09/11	at Jax-W	1	1	9	5	4	0	0	0	0	0	0	0	0	0
09/18	at Min-L	1	1	6	5	1	0	0	0	0	0	0	1	0	0
09/25	Det-W	1	1	5	0	0	0	0	0	0	0	0	0	0	0
10/09	NYG-W	1	3	2	1	0	0	0	0	0	0	0	0	0	0
10/16	Dal-L	1	0	6	3	3	0	0	0	0	0	0	0	0	0
10/20	Chi-W	1	1	4	2	2	0	1	4	4	0	1	0	0	0
10/30	at Atl-L	1	1	5	4	1	0	0	0	0	0	0	1	0	0
11/06	Ind-L	1	1	6	5	1	0	0	0	0	0	0	1	0	0
11/13	at Ten-L	1	1	10	9	1	0	0	0	0	0	0	0	1	0
11/20	at Was-L	1	1	4	3	1	0	0	0	0	0	0	1	0	0
11/28	at Phi-W						(inactive — knee)								
12/04	Hou-W						(inactive — knee)								
12/11	Sea-W						(inactive — knee)								
12/18	at Chi-W	1	0	1	0	1	0	0	0	0	0	0	0	0	0
12/24	Min-W	1	0	0	0	0	0	0	0	0	0	0	0	0	0
01/01	at Det-W	1	0	3	0	3	0	1	5	0	0	0	0	0	0
<b>'16 TOTALS</b>		<b>13</b>	<b>9</b>	<b>62</b>	<b>46</b>	<b>16</b>	<b>1</b>	<b>5</b>	<b>1</b>	<b>4</b>	<b>4</b>	<b>0</b>	<b>5</b>	<b>0</b>	<b>0</b>
01/08	NYG-W	1	1	3	2	1	0	0	0	0	0	0	0	0	0
01/15	at Dal-W	1	0	0	0	0	0	0	0	0	0	0	0	0	0
01/22	at Atl-L	1	0	2	2	0	0	0	0	0	0	0	0	0	0
<b>PLAYOFFS</b>		<b>3</b>	<b>1</b>	<b>5</b>	<b>4</b>	<b>1</b>	<b>0</b>	<b>0</b>	<b>0</b>	<b>0</b>	<b>0</b>	<b>0</b>	<b>0</b>	<b>0</b>	<b>0</b>

*NFC Wild Card Playoff; \*NFC Divisional Playoff; \*NFC Championship*

### 2017, GREEN BAY

Date	Opp	GP	GS	Tot	So	As	Sk	Yd	Int	Yd	Lg	TD	PD	FF	FR
09/10	Sea-W	1	1	5	3	2	0	0	0	0	0	0	0	0	0
09/17	at Atl-L	1	1	5	0	1	8	0	0	0	0	0	0	0	0
09/24	Cin-W	1	1	12	6	6	0	0	0	0	0	0	0	0	0
09/28	Chi-W	1	1	8	5	3	0	0	0	0	0	0	0	0	1
10/08	at Dal-W	1	1	13	10	3	0	0	0	0	0	0	1	0	0
10/15	at Min-L	1	1	14	12	2	0	0	0	0	0	0	3	0	0
10/22	NO-L	1	1	15	13	2	0	0	0	0	0	0	0	0	0
11/06	Det-L	1	1	12	8	4	0	0	0	0	0	0	0	1	0
11/12	at Chi-W	1	1	3	2	1	0	0	0	0	0	0	1	0	0
11/19	Bal-L	1	1	9	4	5	0	0	0	0	0	0	0	0	0
11/26	at Pit-L	1	1	17	7	0	0	1	3	3	0	2	0	1	0
12/03	TB-W	1	1	10	6	4	0	0	0	0	0	0	1	0	0
12/10	at Cle-W	1	1	7	4	3	0	0	0	0	0	0	0	0	0
12/17	at Car-L	1	1	9	7	2	0	0	0	0	0	0	1	0	0
12/23	Min-L	1	1	11	7	4	0	0	0	0	0	0	0	0	0
12/31	at Det-L	1	1	8	5	3	0	0	0	0	0	0	2	0	0
<b>'17 TOTALS</b>		<b>16</b>	<b>16</b>	<b>158</b>	<b>107</b>	<b>51</b>	<b>1</b>	<b>8</b>	<b>1</b>	<b>3</b>	<b>3</b>	<b>0</b>	<b>11</b>	<b>1</b>	<b>2</b>

### GREEN BAY PACKERS

**Most seasons leading team, total tackles\***

- 5 A.J. Hawk, 2006, 2008, 2010, 2012, 2013
- Nick Barnett, 2003-05, 2007, 2009
- 4 Brian Noble, 1986-87, 1989, 1991
- Bernardo Harris, 1997-98, 2000-01
- 3 Mike Douglass, 1980-81, 1983
- Mark Murphy, 1984, 1988 (tied), 1990

**Most consecutive seasons leading team, total tackles\***

- 3 Nick Barnett, 2003-05
- 2 Johnnie Gray, 1975-76
- Mike Douglass, 1980-81
- Brian Noble, 1986-87
- Johnny Holland, 1992-93
- Bernardo Harris, 1997-98
- Bernardo Harris, 2000-01
- A.J. Hawk, 2012-13

### GREEN BAY PACKERS

**Most unassisted tackles, season\***

- 151 Rich Wingo, 1979
- 146 Mike Douglass, 1981
- 133 Steve Luke, 1978
- 128 Nick Barnett, 2005
- 127 Mike Douglass, 1983

**Longest Interception Return (All TDs)**

- 99 Tim Lewis, vs. LARm, Nov. 18, 1984
- Aaron Rouse, vs. Ind., Oct. 19, 2008
- 95 Nick Barnett, vs. NO, Oct. 9, 2005
- 94 Rebel Steiner, vs. ChiB, Oct. 1, 1950
- 91 Hal Van Every, at Pit., Nov. 23, 1941
- 90 LeRoy Butler, vs. SD, Sept. 15, 1996
- Mike McKenzie, vs. ChiB, Dec. 7, 2003

\*Coaches keep tracking Packers defensive statistics in 1975.




Ht: 6-3 Wt: 255

Born: May 14, 1986

NFL Games

Played/Started: 127/121

Acquired: D1b-09



Linebacker

Southern California

Clay  
MATTHEWS  
52

10th NFL Season | 10th Packers Season



PRO BOWLS: 2009-12, 2014-15



### PRO HIGHLIGHTS:

- Ranks No. 1 on the Packers' all-time list (since 1982) with 80 career sacks and is tied for No. 1 in franchise history (since 1982) with four 10-sack seasons (DEs Reggie White and Kabere Gbaja-Biamila).
- Ranks No. 4 in the NFL among active players with 80 sacks since 2009.
- Joins Carolina Panthers DE Julius Peppers (84 and seven) as the only active players in the NFL with 80-plus sacks (80) and five-plus interceptions (six) from 2009-17. Has recorded five-plus sacks in each of his first nine seasons in the league, and is one of just four NFL players (Calais Campbell, Peppers, Cameron Wake) to record five-plus sacks in each season from 2009-17.
- Has 11 sacks in 15 career playoff games, the most in franchise postseason history (since 1982) and tied for No. 5 in NFL playoff history. Became just the fourth NFL player to reach the 10-sack mark for his career in the postseason in 11 or fewer playoff games, joining LaMarr Woodley (six games), Richard Dent (seven) and Terrell Suggs (nine).
- Named an alternate for the Pro Bowl in 2017 after starting all 14 games he played in and posting 52 tackles (33 solo), 11 tackles for a loss (tied for No. 2 on the team), a team-high 7½ sacks, a fumble recovery, three passes defensed, 15 QB hits (No. 2 on the team) and 20 QB pressures (tied for No. 2 on the team). Led the team in sacks for the seventh time in his career, a franchise record.
- Played in 12 games with nine starts (six at OLB, three at ILB) in 2016, missing four contests (Weeks 3, 8-10) due to ankle/hamstring injuries. Also suffered a shoulder injury in Week 12 that would limit him the rest of the season. Registered 24 tackles (19 solo), five sacks (No. 3 on the team), six tackles for a loss, 13 QB hits (No. 4 on the team) and 14 pressures (tied for No. 2).
- Started all 16 games for the second straight season in 2015, opening every game at MLB, and earned his sixth selection to the Pro Bowl (first at inside linebacker).
- Ranked No. 2 on the team in 2015 with a career-high 84 tackles (56 solo) and 6½ sacks. Led the team in QB pressures (27) and QB hits (14) while also recording an interception, a fumble recovery and three passes defensed.
- In 2014, started four games at LOLB, six at ROLB and six at MLB. Played on the inside for the first time in his career beginning in Week 10.
- Recorded 69 tackles, a team-best 11.0 sacks (No. 12 in the NFL), an interception, two forced fumbles, six passes defensed, 17 QB hits (tied for No. 2 on the team) and 21 pressures (No. 2 on the team) in 2014.
- Joined Houston DE J.J. Watt and Denver OLB DeMarcus Ware as the only players in the league with at least one interception, one forced fumble and 10 sacks in 2014.
- Has been named NFC Defensive Player of the Week four times in his career (Week 13 of 2009; Weeks 2 and 9 in 2010; Week 16 of 2014). Is tied with CB/S Charles Woodson for the most POW awards by a defensive player in franchise history.
- Appeared in 11 games in 2013, missing five contests due to a broken thumb. The injury sidelined him for four games (Weeks 6-9) and was re-aggravated in Week 16, ultimately ending his season.

### AT A GLANCE ...

- Ranks No. 1 on the Packers' all-time list (since 1982) with 80 career sacks and is tied for No. 1 in franchise history (since 1982) with four 10-sack seasons (DEs Reggie White and Kabere Gbaja-Biamila).
- Has earned six Pro Bowl selections in his nine-year career, two more than any Packers linebacker and tied with White for the second-most selections by a defensive player in team history, trailing only Willie Wood (eight).
- Has 11 sacks in 15 career playoff games, the most in franchise postseason history (since 1982) and tied for No. 5 in NFL playoff history.
- Joins Carolina Panthers DE Julius Peppers (84 and seven) as the only active players in the NFL with 80-plus sacks (80) and five-plus interceptions (six) from 2009-17.
- Named first-team All-Pro by *The Associated Press* in 2010, the first Green Bay LB to earn that honor since Tim Harris in 1989. Finished second to Pittsburgh safety Troy Polamalu in the AP's Defensive Player of the Year voting in 2010.
- Entered Southern California as a walk-on linebacker in 2004 and finished his career by earning second-team All-Pacific-10 honors as a senior in 2008.
- Father, Clay Jr., played linebacker for 19 seasons in the NFL with the Cleveland Browns (1978-93) and Atlanta Falcons (1994-96), and his grandfather, Clay Sr., played defensive end for four seasons with the San Francisco 49ers (1950, 53-55).
- When he took the field for the first time with the Packers in the '09 opener, the Matthews family became only the second one with three generations of NFL players, joining the Pynes (George Pyne Jr., George Pyne III and Jim Pyne).

- Returned to the ROLB position for the 2012 campaign and was en route to what would have been his finest statistical season when a hamstring injury suffered in Week 10 sidelined him for four games (Weeks 11-14).
- Finished the 2012 season having started all 12 games in which he appeared, registering 60 tackles (45 solo), 13 sacks, four passes defensed and a forced fumble, earning his fourth consecutive bid to the Pro Bowl.
- Started all 15 games in which he played for the second consecutive season in 2011, finishing with 69 tackles (49 solo), six sacks and three forced fumbles.
- Set career highs with three interceptions and nine passes defensed in 2011. The INT total was tied for the most by a Green Bay LB since 1984.
- Scored a touchdown on a fumble return in 2009 and returned interceptions for TDs in both 2010 and 2011, becoming the first player in franchise history to score a defensive TD in each of his first three seasons in the league.
- At the conclusion of 2011, his 29½ career sacks tied LB Tony Bennett's franchise record for the most sacks by a Packer in his first three seasons in the NFL.
- Named first-team All-Pro by *The Associated Press* in 2010, the first Green Bay LB to earn that honor since Tim Harris in 1989. Finished second to Pittsburgh safety Troy Polamalu in the AP's Defensive Player of the Year voting in '10.
- Was voted the 2010 NFL Defensive MVP by Pro Football Weekly and Defensive Player of the Year by *Sporting News*, while also earning NFC Defensive Player of the Year honors from the Committee of 101.

VETERANS  
Community  
Admin & Coaches  
Matthews  
Draft & Free Agents  
2017 Review  
Records & History  
Lambeau Field  
Misc.



- Finished fourth in the NFL with 13½ sacks in 2010, adding 83 tackles (55 solo), and helped the Packers rank tied for No. 2 in the NFL with 47 sacks as a team, Green Bay's highest finish in the category since sacks began to be recorded as a team stat in 1963.
- Became the only Packer (since 1982) to record a double-digit sack total in each of his first two seasons in the league.
- Became the first NFL player to post 10-plus sacks and a defensive TD in each of his first two seasons in the league.
- Burst onto the scene in 2009 with a franchise rookie-record 10 sacks, becoming the first Packers rookie since WR James Lofton in 1978 to be selected to the Pro Bowl.
- Was selected to the Pro Football Weekly/PFWA All-Rookie team, earned Pepsi NFL Rookie of the Week honors twice (Weeks 6 and 10), and finished third in the AP's NFL Defensive Rookie of the Year voting.
- His 17 sacks in his first 20 games were the most by an NFL player to start a career at that time, topping the previous mark of 16½ set by San Diego's Leslie O'Neal (1986, 1988) and the N.Y. Jets' John Abraham (2000-01).
- Became the first player former GM Ted Thompson moved up into the first round to select in the 10 drafts he had run to that point (five each with Seattle and Green Bay). The Packers acquired the pick from the Patriots, along with a fifth-round pick (No. 162 overall), in exchange for Green Bay's second-round choice (No. 41 overall) and two third-round selections (Nos. 73 and 83).

**2017 SEASON:** Started all 14 games he played in (nine at LOLB, five at ROLB) and posted 52 tackles (33 solo), 11 tackles for a loss (tied for No. 2 on the team), a team-high 7½ sacks, a fumble recovery, three passes defensed, 15 QB hits (No. 2 on the team) and 20 QB pressures (tied for No. 2 on the team)...Led the team in sacks for the seventh time in his career, a franchise record...Was named an alternate for the Pro Bowl...**At Atlanta (Sept. 17):** Finished with five tackles (all solo), 1½ sacks, three tackles for a loss, three QB pressures and a QB hit. On Atlanta's second possession, came around on a stunt to get past T Ty Sambrailo on his way to a shared 11-yard sack of QB

Matt Ryan with LB Joe Thomas. In the second quarter, shed a block from G Wes Schweitzer on his way to a 10-yard sack of Ryan on third down as the Falcons were forced to settle for a FG...**Vs. Chicago (Sept. 28):** Posted three tackles (all solo), a sack, a forced fumble, a QB pressure and two QB hits. Became the all-time franchise leader in sacks (since 1982) on the Bears' first offensive play when he beat TE Dion Sims to get to QB Mike Glennon, punching the ball out on the sack, a fumble that was recovered by LB Jake Ryan at the Chicago 3 to set up a Green Bay TD. The sack was the 75th of his career as he moved past Gbaja-Biamila (74½)...**At Minnesota (Oct. 15):** Finished with two tackles (both solo), including a tackle for a loss, a fumble recovery and two QB hits. Early in the second quarter, scooped up a RB Jerick McKinnon fumble at the Green Bay 19, one that was forced by DT Kenny Clark, and returned it down the sideline 63 yards to the Minnesota 18, setting up a 14-yard TD pass from QB Brett Hundley to WR Davante Adams three plays later...**Vs. Baltimore (Nov. 19):** Was limited to just 13 snaps before departing the game early in the second quarter due to a groin injury. On Baltimore's first possession, blew by LT James Hurst on the outside to sack QB Joe Flacco for an 8-yard loss on third down. Added a QB hit and a QB pressure...**At Pittsburgh (Nov. 26):** Inactive (groin)...**Vs. Tampa Bay (Dec. 3):** Finished with five tackles (two solo), a season-high three sacks and a QB pressure. It marked his 14th career game with two-plus sacks, moving him into a tie with LB Tim Harris for the third-most games with two-plus sacks in team history (since 1982) behind White (16) and Gbaja-Biamila (15). Early in the second quarter, drove back RT Caleb Benenoch to get to QB Jameis Winston for a shared 8-yard sack with DT Mike Daniels on third down to force a Tampa Bay punt. Late in the second quarter, fought off a block from Benenoch and chased down Winston for a zero-yard sack. Early in the third quarter, came off the right side untouched to sack Winston for a 6-yard loss. Late in the fourth quarter, posted a shared 3-yard sack with Clark, giving him three sacks on the afternoon for his fourth career three-sack game as he moved into a tie with DE Aaron Kampman for the second-most three-sack games in team

### ALL-TIME SACKS - PACKERS (1982-2017)

Matthews, C. .... 80.0	Wayne, N. .... 10.0	Wynn, J. .... 4.5	Edwards, A. .... 2.0	Jennings, M. .... 1.0
Gbaja-Biamila, K. .... 74.5	Bishop, D. .... 9.0	Butler, M. .... 4.0	Hunter, J. .... 2.0	Johnson, K. .... 1.0
White, R. .... 68.5	Jones, D. .... 9.0	Chillar, B. .... 4.0	Johnson, J. .... 2.0	Jordan, K. .... 1.0
Harris, T. .... 55.0	Walden, E. .... 9.0	Elliott, J. .... 4.0	Jones, J. .... 2.0	Lee, J. .... 1.0
Kampman, A. .... 54.0	Lyon, B. .... 8.0	Greene, T. .... 4.0	Kuberski, B. .... 2.0	Marshall, T. .... 1.0
Johnson, E. .... 41.5	Martin, C. .... 8.0	Harris, A. .... 4.0	Lattimore, J. .... 2.0	McKenzie, M. .... 1.0
Bennett, T. .... 36.0	Burnett, M. .... 7.5	Hyde, M. .... 4.0	Lewis, C. .... 2.0	Mitchell, R. .... 1.0
Paup, B. .... 32.5	Harris, B. J. .... 7.5	Lowry, D. .... 4.0	Martinez, B. .... 2.0	Morris, J. .... 1.0
Holliday, V. .... 32.0	Jurkovic, J. .... 7.5	Merrill, C. .... 4.0	McBride, T. .... 2.0	Mulumba, A. .... 1.0
Perry, N. .... 30.5	Koonce, G. .... 7.5	Moses, D. .... 4.0	Nelson, B. .... 2.0	Neill, B. .... 1.0
Jenkins, C. .... 29.0	Simmons, W. .... 7.5	Bowens, D. .... 3.5	Prather, G. .... 2.0	Palmer, N. .... 1.0
Daniels, M. .... 27.0	Brown, G. .... 7.0	Cole, C. .... 3.5	Smith, D.J. .... 2.0	Pennel, M. .... 1.0
Dotson, S. .... 26.0	Diggs, N. .... 7.0	Guion, L. .... 3.5	Waddy, J. .... 2.0	Rollins, Q. .... 1.0
Brown, R. .... 25.5	Jones, T. .... 7.0	Holland, J. .... 3.5	Brooks, A. .... 1.5	Ryan, J. .... 1.0
Peppers, J. .... 25.0	Scott, R. .... 7.0	Johnson, C. .... 3.5	Bush, J. .... 1.5	Shields, S. .... 1.0
Jones, S. .... 24.5	Winter, B. .... 7.0	Pickett, R. .... 3.5	Davey, D. .... 1.5	So'oto, V. .... 1.0
Butler, L. .... 20.5	Booker, V. .... 6.5	Roman, M. .... 3.5	D.Holland. .... 1.5	Stills, K. .... 1.0
Anderson, J. .... 19.5	Evans, D. .... 6.0	Wilson, C. .... 3.0	Jue, B. .... 1.5	Terrell, P. .... 1.0
Douglass, M. .... 19.0	Sharper, D. .... 6.0	Carroll, A. .... 3.0	Lenon, P. .... 1.5	Thomas, B. .... 1.0
Hawk, A. .... 19.0	Williams, B. .... 6.0	Greenwood, D. .... 3.0	Leopold, B. .... 1.5	Turner, R. .... 1.0
Neal, M. .... 19.0	Archambeau, L. .... 5.5	House, D. .... 3.0	Navies, H. .... 1.5	Vinson, F. .... 1.0
Carreker, A. .... 18.5	Briggs, B. .... 5.5	Humphrey, D. .... 3.0	Nickerson, H. .... 1.5	Warren, S. .... 1.0
McKenzie, K. .... 18.5	Fackrell, K. .... 5.0	Jolly, J. .... 3.0	Prior, M. .... 1.5	Watts, E. .... 1.0
Hunt, C. .... 17.0	Montgomery, M. .... 5.0	Joyner, S. .... 3.0	Smith, J. .... 1.5	Weddington, M. .... 1.0
Williams, C. .... 17.0	Poppinga, B. .... 5.0	LaBounty, M. .... 3.0	Smith, L. .... 1.5	Williams, Tyr. .... 1.0
Barnett, N. .... 15.5	Zombo, F. .... 5.0	Peterson, K. .... 3.0	Thomas, J. .... 1.5	Wingo, R. .... 1.0
Noble, B. .... 14.0	Clark, K. .... 4.5	Reynolds, J. .... 3.0	Barrington, S. .... 1.0	Caldwell, D. .... 0.5
Brock, M. .... 12.5	Clinton-Dix, H. .... 4.5	Boyarsky, J. .... 2.5	Browner, R. .... 1.0	Clavell, S. .... 0.5
Wilkins, G. .... 12.5	Cumby, G. .... 4.5	McMichael, S. .... 2.5	Cade, M. .... 1.0	McCarrahan, S. .... 0.5
Woodson, C. .... 11.5	Dent, B. .... 4.5	Nwokorie, C. .... 2.5	Collins, N. .... 1.0	Spears, R. .... 0.5
Murphy, M. .... 11.0	Flanigan, J. .... 4.5	Robinson, E. .... 2.5	Gilbert, R. .... 1.0	Sullivan, C. .... 0.5
Patterson, S. .... 11.0	Jackson, G. .... 4.5	Truluck, R. .... 2.5	Hall, M. .... 1.0	Williams, K. .... 0.5
Raji, B.J. .... 11.0	Stephen, S. .... 4.5	Worthy, J. .... 2.5	Harvey, M. .... 1.0	
Jones, B. .... 10.0	Tuaoilo, E. .... 4.5	Boyd, G. .... 2.0	Hawthorne, M. .... 1.0	
Thierry, J. .... 10.0	Williams, Tra. .... 4.5	Drost, J. .... 2.0	Holmes, J. .... 1.0	

history behind only Gbaja-Biamila (six)...**At Cleveland (Dec. 10):** Posted four tackles (two solo), a sack, a team-high three QB pressures and a team-best three QB hits. Late in the first half, drove back T Shon Coleman to get to QB DeShone Kizer for a 5-yard sack. Registered a sack in his third straight game, giving him five sacks over a three-game span. On the first possession of overtime, chased down Kizer and hit his arm on a third-down throw, causing his pass over the middle to sail high into the air and be intercepted by S Josh Jones at the Cleveland 42.

**2016:** Played in 12 games with nine starts (six at OLB, three at ILB) and ranked No. 3 on the team with five sacks... Registered 24 tackles (19 solo), six tackles for a loss, 13 QB hits (No. 4 on the team) and 14 pressures (tied for No. 2)...Part of a run defense that ranked No. 8 in the league in rushing yards allowed per game (94.7) and No. 7 in runs of 10-plus yards allowed (37)...Was sidelined for four contests (Weeks 3, 8-10) due to hamstring/ankle injuries and was limited after suffering a shoulder injury in Week 12, playing fewer than 30 snaps in three straight games (Weeks 13-15)...Started all three postseason games and recorded four tackles (three solo), a sack, a fumble recovery, a forced fumble, three QB hits and two QB pressures...**At Jacksonville (Sept. 11):** Started at LOLB and finished with four tackles (three solo), a sack, a QB pressure and a QB hit. Came from the right side to beat LT Kelvin Beachum for a 10-yard sack of QB Blake Bortles on third-and-2 midway through the first quarter. Added a tackle for a loss later in the first quarter, powering his way into the backfield to bring down RB T.J. Yeldon for a 7-yard loss...**At Minnesota (Sept. 18):** Started at ROLB and posted three tackles (all solo), a sack, three QB pressures and two QB hits. On a third-and-2 early in the third quarter, fought off a block from T Matt Kalil to sack QB Sam Bradford for a 7-yard loss and force a Minnesota punt...**Vs. Detroit (Sept. 25):** Inactive (ankle/hamstring), snapping a streak of 34 straight games played in the regular season...**Vs. N.Y. Giants (Oct. 9):** Returned to action, starting at ROLB and posting three tackles (all solo), a sack, a pressure and three QB hits. Early in the third quarter, fought off a block from LT Ereck Flowers to bring down QB Eli Manning for a 3-yard sack, the first time Matthews started a season with a sack in each of his first three games played...**Vs. Chicago (Oct. 20):** Started at ROLB and played 27 snaps, recording four tackles (three solo), a team-high three QB hits and a pressure...**At Philadelphia (Nov. 28):** With injuries to starters Jake Ryan and Blake Martinez, started at ILB and played 44 snaps, finishing with five tackles (four solo), a sack, a QB hit and a pressure. Beat G Isaac Seumalo to get to QB Carson Wentz for a 10-yard sack in the fourth quarter as Wentz attempted to gather himself to throw after picking up a fumbled snap. Left the game briefly in the first half due to a shoulder injury...**Vs. Minnesota (Dec. 24):** Registered a sack, a forced fumble, two passes defended, three QB pressures and a QB hit. On the Vikings' second drive, came off the right side to bat down a Bradford pass on third-and-goal from the 4 to force Minnesota to settle for a FG. Early in the second quarter, put a spin move on T T.J. Clemmings to put a hit on Bradford and force an incompletion on second-and-6 at the Green Bay 12. Late in the first half with the Vikings in Green Bay territory, blew by Clemmings to sack Bradford, forcing a fumble that Daniels recovered at the Green Bay 46, field position that the Packers would use to score on a QB Aaron Rodgers 6-yard TD run to take a 28-13 lead at the half...**Vs. N.Y. Giants (NFC Wild Card, Jan. 8):** Finished with a sack, a forced fumble and a fumble recovery. Midway through the fourth quarter, beat Flowers to knock the ball out from Manning at the New York 40, with the ball going forward on the ground to near midfield. Alertly stayed with the play, drilling RB Paul Perkins to jar the ball loose as Perkins attempted to regain

possession, and then recovered it at the Green Bay 45. The forced fumble was the fifth of his career in the playoffs, the most in the NFL since 2009...**At Dallas (NFC Divisional, Jan. 15):** Started at ROLB and appeared on 49 plays, posting a solo tackle. On the Cowboys' final offensive play, came around on a stunt to drill QB Dak Prescott as Peppers occupied T Tyrone Smith and G Ronald Leary, forcing an incomplete pass that was batted down by LB Nick Perry as Dallas was forced to settle for a game-tying 52-yard FG.

**2015:** Started all 16 games in back-to-back seasons for the first time in his career, opening every game at MLB... Ranked No. 2 on the team with a career-high 84 tackles (56 solo) and 6½ sacks...Led the team in QB pressures (27) and QB hits (14)...Added an interception, a fumble recovery and three passes defended...Was selected to his sixth Pro Bowl in seven seasons...Started both postseason games and posted 11 tackles (nine solo), 1½ sacks, three QB hits, two pressures and a forced fumble...**At Chicago (Sept. 13):** Made one of the critical plays in the game with just under four minutes remaining when he picked off QB Jay Cutler in Green Bay territory with the Packers protecting a 24-16 lead. On the play, was lined up on the inside and dropped to his left into coverage, stepping in front of TE Martellus Bennett at the Green Bay 20 and returning the interception 42 yards as he took it down the left sideline before turning it up the field. It was the second-longest return of his career and the second straight year that he posted an INT return of 40-plus yards at Chicago (40-yard return, Sept. 28, 2014)...**Vs. Kansas City (Sept. 28):** Registered two sacks, five tackles (four solo) and added a team-high six QB pressures and a QB hit...**At San Francisco (Oct. 4):** Shot between Daniels and DT B.J. Raji to come up the middle untouched to get to QB Colin Kaepernick for an 8-yard sack on a third down midway through the third quarter to force a San Francisco punt. Finished with three tackles (two solo), three pressures and a QB hit...**Vs. St. Louis (Oct. 11):** Midway through the first quarter, came from around the right end from his MLB spot to share a 7-yard sack of QB Nick Foles with Perry. With 4:40 remaining in the fourth quarter, perfectly timed a blitz up the middle to get to Foles untouched for an 8-yard sack. Finished with five tackles (two solo), three QB hits and two pressures...**Vs. San Diego (Oct. 18):** Finished with seven tackles (four solo), a team-high four QB hits, a team-best four pressures and a fumble recovery. Registered the first fumble recovery since his rookie season of 2009 when he dove on RB Melvin Gordon's fumble forced by S Ha Ha Clinton-Dix at the San Diego 34 with a little over six minutes remaining in the first half. On first-and-goal from the Green Bay 3 with 33 seconds remaining and the Packers leading, 27-20, stuffed RB Danny Woodhead for just a 1-yard gain...**At Denver (Nov. 1):** Departed the game briefly in the third quarter with an ankle injury, but did return. Registered eight tackles (seven solo) and a QB hit...**At Minnesota (Nov. 22):** Tied for the team lead with 10 tackles (eight solo). Fought off a block from TE Kyle Rudolph to get to RB Adrian Peterson in the backfield and trip him up for a 3-yard loss late in the second quarter. Midway through the third quarter, blew past a block attempt from FB Zach Line to drop Peterson for another 3-yard loss...**Vs. Dallas (Dec. 13):** Led the team with eight tackles (five solo), a sack, two pressures and a QB hit. Came untouched between RT and RG to drill QB Matt Cassel for an 8-yard sack on third down on the opening play of the fourth quarter, forcing a Dallas punt...**Vs. Minnesota (Jan. 3):** Appeared on all 48 plays and registered two tackles (both solo), a sack and a QB pressure. Blew by Kalil and jumped on QB Teddy Bridgewater as he scrambled to his right, bringing him down for a 5-yard sack on third down late in the first half to force the Vikings to settle for a FG...**At Washington (NFC Wild Card, Jan. 10):** Recorded four tackles (three solo), 1½ sacks,

a forced fumble, a QB hit and a pressure. Late in the first quarter, came up the middle and shook off a block from FB Darrel Young before chasing down QB Kirk Cousins for a 12-yard sack, also forcing a fumble that Cousins recovered. In the fourth quarter, came around on a stunt and blew past LT Trent Williams for a shared 9-yard sack with Perry. Brought his career postseason sack total to 10.0, further extending his franchise record. Became just the fourth NFL player to reach the 10-sack mark for his career in the post-season in 11 or fewer playoff games, joining Woodley (six), Dent (seven) and Suggs (nine). Teamed with DT Letroy Guion to bring down RB Alfred Morris for a 1-yard loss on second-and-goal from the 1 midway through the first quarter as part of a critical goal-line stand...**At Arizona (NFC Divisional, Jan. 16):** Played all 66 snaps and tied for the team lead with seven tackles (six solo), a pressure and two QB hits.

**2014:** Started all 16 games for the first time in his career, opening four at LOLB, six at ROLB and six at MLB, and recorded 69 tackles (53 solo), a team-best 11.0 sacks, an interception, two forced fumbles, six passes defended, 17 QB hits and 21 pressures...Was named to the Pro Bowl for the fifth time in his career...Ranked No. 5 on the team in tackles, No. 2 in pressures and tied for No. 2 in QB hits...Was tied for No. 12 in the league in sacks...Posted 6½ sacks in the month of December, which ranked No. 4 in the league...Was one of only three players in the NFL with at least 10 sacks, an interception and a forced fumble (Watt and Ware)...His move to ILB coincided with a run defense that allowed 86.4 yards per game over the final eight contests, No. 5 in the NFL over that span, and 3.6 yards per carry, No. 6 in the league over that span...Started both post-season games and registered nine tackles (seven solo) and a sack...**Vs. N.Y. Jets (Sept. 14):** Started at ROLB as the Packers opened in a 4-3 alignment and registered five tackles (four solo), a sack, a pass defended, a QB hit and

two pressures...**At Chicago (Sept. 28):** Registered his first interception since Dec. 25, 2011 (vs. Chicago), picking off a Cutler pass in the third quarter that was deflected by CB Tramon Williams. The pass, intended for WR Josh Morgan near the 20-yard line, bounced back to Matthews at the Green Bay 25 and was returned 40 yards by him down the left sideline to the Chicago 35. The turnover resulted in seven points for Green Bay six plays later...**At Miami (Oct. 12):** Recorded a forced fumble, a QB hit and a pass defended. Batted a QB Ryan Tannehill pass at the line intended for WR Mike Wallace late in the fourth quarter. Later on in the series, put a hit on Tannehill as he flushed him from the pocket and forced the QB to throw the ball out of bounds, helping to preserve time on the clock for an offense that would need it on its game-winning drive. On the final play of the game, forced a fumble on an attempted lateral that was recovered by Peppers at the Miami 47...**Vs. Carolina (Oct. 19):** Shared a 7-yard sack of QB Cam Newton in the fourth quarter with Peppers, walking back LT David Foucat to get to Newton. Posted four tackles (three solo), two QB hits and a team-high three pressures...**At New Orleans (Oct. 26):** Started at ROLB and recorded five tackles (three solo) and a sack. On the sack, came off the right side to beat T Terron Armstead before chasing down QB Drew Brees and tripping him up for a 5-yard loss on first down late in the first half as the Saints were forced to settle for a field goal...**Vs. Chicago (Nov. 9):** Started on the inside for the first time in his career, opening at MLB next to BLB A.J. Hawk. Recorded 10 tackles (nine solo), a sack, a QB hit and two pressures. Lined up at ROLB late in the first quarter, beat T Jermon Bushrod to get to Cutler and bring him down for a 5-yard loss on third down to force a Chicago punt. From his spot on the inside, came around the right side of the line untouched on an end-around to WR Chris Williams, perfectly diagnosing the run and delivering a punishing tackle for an 8-yard loss on the play...**Vs. Philadelphia (Nov. 16):** Registered five tackles (four

## WHERE TITLETOWN MEETS TINSELTOWN

The 2008 release of *Leatherheads*, starring George Clooney and Renee Zellweger, was inspired by the tales of Johnny Blood, who played for the Packers from 1929-33 and 1935-36. A native of New Richmond, Wis., Blood was inducted into the Pro Football Hall of Fame in 1963 as a charter member.

•Packers DT Don Stansauk (1950-51) became a professional wrestler after playing pro football and changed his name to H.B. (Hard Boiled) Haggerty. H.B. wrestled in the AWA for many years and was an eventual tag-team champion before setting his sights on becoming an actor, where he earned 58 credits in movies and television shows.

•Actor Matthew McConaughey's father was drafted by the Packers. The team selected James (Jim) McConaughey, an end, out of the University of Houston in the 27th round (319th overall) of the '53 draft. The elder McConaughey didn't see action in a league game.

•Alan Autry, who played Captain Bubba Skinner in the hit series *In the Heat of the Night*, also was drafted by Green Bay, GM/head coach Bart Starr selected him in the 12th round (296th overall) of the 1975 draft. During training camp, Autry met director Robert Altman, who would give him a small part in the 1978 film *Remember My Name*. Autry's legal name was Carlos Brown (including his 1975-76 Packers tenure) until 1981, when he changed it while filming *Southern Comfort*, after meeting his biological father. Autry now owns a production company, and produced and starred in his first full-length film, *The Legend of Jake Kincaid*.

•The Packers were the subject of a 1937 MGM/UA movie, *Pigskin Champions*. (Below, Don Hutson and Arnie Herber collect autographs from one of their "co-stars," Pete Smith, while in Hollywood.)

•Brett Favre made a cameo in the comedy *There's Something About Mary* (Cameron Diaz, Ben Stiller), as Mary's mysterious boyfriend.

•Gary Knaflc, Lambeau Field's former P.A. announcer who also caught the game-winning touchdown in the stadium's inaugural game, was an actor as well. Using the screen name Gary Kincaid, he had roles in *Palm Springs Weekend* (1963) and other films.

•Ray Nitschke had roles in *The Longest Yard* (1974), starring Burt Reynolds, and *Head* (1968).

•Offensive lineman Matt Willig appeared in all 16 games for the Packers during the 1998 season. Since his playing career ended in 2005, Willig has become a successful actor, having appeared in a number of popular television shows including *Dexter*, *Chuck* and *Cold Case*, and has also landed a handful of roles in various films.

•Wide receiver Greg Jennings showed his versatility when he made a guest appearance on the CBS television series *Criminal Minds* in May 2010. His brief speaking role saw him play a Behavioral Analysis Unit technician.

•Donald Driver, the franchise's all-time leading receiver, won the 14th season of ABC's hit television show *Dancing With the Stars* in May 2012. He partnered with Peta Murgatroyd to defeat 11 other pairs and become the third football player to win the Mirror Ball Trophy.

•Aaron Rodgers appeared in an episode of NBC's hit comedy *The Office*, during the show's final season. In his brief role, Rodgers serves as a judge for the fictional television show *America's Next A Capella Sensation*.

•Five Packers showed off their singing and dancing moves in the 2015 movie *Pitch Perfect 2*, including David Bakhtiari, Don Barclay, T.J. Lang, Clay Matthews and Josh Sitton.



When the Green Bay Packers were making their film "Pigskin Champions" in California last March, they made the rounds of the studios, and collected a variety of autographs. Here is the star forward number one. Around

Herber (right) and Donald Stansauk, pro football commentator who does the announcing, welcome "Pigskin Champions" opened in



solo), a sack, a QB hit and a pass defended. On third-and-2 at the Green Bay 5 early in the second quarter, came free off the left side to sack QB Mark Sanchez for a 10-yard loss as the Eagles were forced to settle for a field goal...**Vs. Atlanta (Dec. 8):** Started at MLB for the fifth straight game, appearing on all 67 snaps, and posted five tackles (four solo), a sack, a QB hit and a pressure. On a third-and-10 in the third quarter, sacked Ryan for a 1-yard loss at the Green Bay 32 to force an Atlanta field goal. Came from ROLB on the play, where he was matched up with his cousin, LT Jake Matthews, fighting off a block and continuing to pursue Ryan in the pocket to make the sack...**At Buffalo (Dec. 14):** Returned to the ROLB spot in the starting lineup and played all 68 snaps, one of three Green Bay defensive players to do so. Finished with four tackles (all solo), two sacks, two QB hits and a pressure. On a third-and-17 at the Green Bay 36 late in the third quarter, came up the middle to bring QB Kyle Orton down for an 8-yard sack as the defense pushed the Bills out of field-goal range. On a third down in the fourth quarter, came from his ROLB spot and fought off a block from LT Cordy Glenn to bring Orton down for a 2-yard sack as Buffalo was forced to settle for a field goal...**At Tampa Bay (Dec. 21):** Started at ROLB and led the team with a season-high 2½ sacks. Finished with four tackles (three solo), a QB hit and two pressures. Recorded multiple sacks in back-to-back regular-season games for the third time in his career (Weeks 1-2 in 2010 and 2012). Named NFC Defensive Player of the Week for his performance...**Vs. Detroit (Dec. 28):** Started at MLB and posted four tackles (all solo), a sack and two pressures. Posted a sack for the fourth straight game, tying the longest single-season streak of his career, and for the seventh time in the last nine games. On the sack, initially dropped back into coverage before charging forward to bring QB Matthew Stafford down for a 6-yard loss on third-and-1 to force a Detroit punt on its opening possession...**At Seattle (NFC Championship, Jan. 18):** Started at MLB and posted five tackles (all solo) and a sack. Midway through the third quarter, lined up at ROLB and made an inside move to beat LT Russell Okung on his way to bringing down QB Russell Wilson for a 15-yard sack.

**2013:** Endured a frustrating season that was derailed twice by a broken right thumb, an injury that ultimately ended his season in Week 16...First sustained the fracture in Week 5 vs. Detroit (Oct. 5), missing the next four games (Weeks 6-9) before returning with a restrictive club cast in Week 10...Played Weeks 10-16 with casts of decreasing size before aggravating the injury vs. Pittsburgh in Week 16 and ultimately being shut down for the season...Both times, the injuries were suffered on sack plays...For the season, started all 11 games in which he appeared, posting 50 tackles (30 solo), a team-leading 7½ sacks, three passes defended and a team-high and career-high-tying three forced fumbles...His final sack of the season marked the 50th of his career, making him just the fifth player in franchise history (since 1982) to reach the half-century mark...**At San Francisco (Sept. 8):** Delivered an impactful performance, seeing time on 71 defensive plays and posting a career-high 10 tackles (eight solo), including three for a loss and a sack. His first TFL came on San Francisco's second drive when he shot inside of FB Bruce Miller and buried RB Kendall Hunter for a 7-yard loss. His first sack of the season came late in the second quarter when he rushed to the inside of the protection and beat LG Mike Lupatì to take down Kaepernick for a 6-yard loss...**At Cincinnati (Sept. 22):** Finished with two tackles (both solo, both for a loss), a sack and a career-high two forced fumbles (that were recovered by the Packers), despite exiting the game just before halftime with a hamstring injury. First forced fumble came on a third-and-1 play with the Packers trailing, 14-3, in the second quarter. The Ben-

gals attempted a running play to the opposite side off of RT, but he read the play and flew down the line to hit RB BenJarvus Green-Ellis and jar the ball loose, where it was recovered by S M.D. Jennings and returned 24 yards for a TD. Posted his first strip-sack of the season on the Bengals' next drive when he drilled QB Andy Dalton and knocked the ball out, where it was recovered by LB Brad Jones. His pair of turnovers resulted in 10 points amidst a 30-point unanswered stretch by Green Bay in the second and third quarters...**Vs. Detroit (Oct. 6):** Started and appeared on 42 defensive plays before departing in the third quarter with the thumb injury. Finished with six tackles (three solo), his third sack of the season and a pass defended. Suffered the injury on the sack play when he came free off the edge and dropped Stafford for a 12-yard loss...**Vs. Philadelphia (Nov. 10):** Returned to action after missing four games due to the thumb injury, wearing a protective club cast on his right hand. Started the game at ROLB and appeared on 36 defensive plays, finishing with three tackles (one solo)...**At Dallas (Dec. 15):** Posted three tackles (one solo), a half-sack, five QB hits and a pressure. Late in the fourth quarter, crashed toward QB Tony Romo on a run fake, missing the sack but creating enough pressure to rush the play and force Romo to misfire on a throw that was intercepted by CB Sam Shields and set up the Packers' game-winning TD drive...**Vs. Pittsburgh (Dec. 22):** Started and appeared on 21 defensive plays before re-injuring his thumb on a second-quarter sack of QB Ben Roethlisberger, one that forced him from the game and ended his season. The sack was the 50th of his career as he became just the fifth player in franchise history to hit the half-century mark.

**2012:** Made the offseason transition back to his original position of ROLB and flourished in his return to what is the blindside for most QBs...Was on track to have what would have been his most prolific statistical season when a hamstring injury sustained in the second half of a Week 10 contest vs. Arizona sidelined him for the ensuing four games...Finished the regular season having played in 12 games (all starts), posting 60 tackles (45 solo), 13 sacks, four passes defended and a forced fumble...Selected to the Pro Bowl, becoming the first player in franchise history to be named to the all-star game in each of his first four seasons in the league...Was also named second-team All-Pro by AP...The sack total was the second highest of his career and ranked fifth in the NFL and second in the NFC, despite his missing a month of action...It marked his third double-digit sack season, placing him third all-time in team history in that category behind Gbaja-Biamila and White (four)...Also started both playoff games and added three sacks...**Vs. San Francisco (Sept. 9):** Finished the season opener with four tackles (three solo) and 2½ sacks. Beat LT Joe Staley twice for sacks of QB Alex Smith during the game, the seventh multi-sack outing of his career...**Vs. Chicago (Sept. 13):** Had one of the most dominant outings of his career, finishing with seven tackles (six solo), a career-high 3½ sacks and a pass defended. Combined with his efforts in Week 1, the six sacks matched his personal best for the most sacks in a two-game span in his career (also had six in Weeks 1-2 of 2010). The 3½ sacks were the most in a game by a Green Bay defender since Gbaja-Biamila had four at Chicago on Jan. 2, 2005, and the yardage total (29) was the second highest of his career and helped result in a net passing total of 74 yards for the Bears...**At Houston (Oct. 14):** Key part of a front that limited Pro Bowl RB Arian Foster to a career-low (to that point) 1.7-yard average (min. 15 att.) on 17 carries for 29 yards. Had back-to-back plays to thwart a drive in the first quarter, first beating LT Duane Brown to trip up Foster for a 1-yard loss in the backfield and then exploding between C and LG to force QB Matt Schaub into a throwaway on third down that forced a punt...**Vs. Arizona (Nov. 4):** Started the game



and appeared on 35 plays before suffering a hamstring injury in the third quarter. Fell awkwardly while wrapping up QB John Skelton and limped off following the play and did not return...**At Chicago (Dec. 16):** Returned to action after missing four games and finished with seven tackles (all solo), two sacks and a pass defended. Made both of his sacks on stunts through the middle of the Bears' protection unit. Also was active in the run game, twice tackling RB Matt Forté behind the line of scrimmage for losses...**Vs. Minnesota (NFC Wild Card, Jan. 5):** Delivered another difference-making performance in the postseason, setting the tone for a defense that dominated the Vikings for the first three quarters as the Packers mounted a 24-3 lead. Finished with five tackles (four solo), two sacks, six QB hits and a forced fumble that he also recovered. Beat Kalil around the edge on Minnesota's first drive of the third quarter, punching the ball free from QB Joe Webb and quickly recovering it. Also helped cause another turnover later in the quarter as he diagnosed a play-action bootleg to his side, breaking down on Webb in the open field and forcing an errant throw that was intercepted by Shields downfield.

**2011:** Voted a Pro Bowl starter for the NFC for the second consecutive season and became the first Packer since RB John Brockington (1971-73) to be named to the all-star game in each of his first three seasons in the NFL...Was again one of two OLBs to earn All-NFC honors from *Pro Football Weekly*/PFWA...Started each of the first 15 games before being rested in the regular-season finale with the No. 1 seed in the playoffs secured...For the season, tallied 69 tackles (49 solo), six sacks and three forced fumbles...Marked his third straight season leading the team in sacks and despite the lower total, his combined 38½ QB knock-downs and hurries still ranked No. 4 in the NFL according to STATS LLC...Also showed continued development in pass coverage, registering new career highs with nine passes defended and three interceptions, one of which he returned for a TD...The TD return came at the N.Y. Giants in Week 13 when he intercepted Manning and raced 38 yards down the sideline, becoming the first player in franchise history to score a defensive TD in each of his first three seasons in the league...Joined Miami's Kevin Burnett as the only two NFL LBs to return an interception for a TD in both 2010 and 2011...**Vs. New Orleans (Sept. 8):** Recorded five tackles (three solo, one for a loss), and was an integral part of a short-yardage defensive stand that helped preserve a victory in the season opener for the second consecutive year. On the game's final play, got clear of T Charles Brown and fought off a block from TE David Thomas to lay the initial hit on RB Mark Ingram at the goal line as time expired to preserve the 42-34 win...**Vs. St. Louis (Oct. 16):** Credited with two tackles (one solo), a career-high three passes defended and his second sack of the season in the team's 24-3 win. Registered a sack on the Rams' final drive of the game after he lined up on the inside and darted past LG Jacob Bell to drop Bradford for a 7-yard loss that resulted in a turnover on downs and allowed Green Bay to run out the remaining time...**Vs. Minnesota (Nov. 14):** Posted six tackles (five solo) and a season-high two sacks. Sacked QB Christian Ponder on the Vikings' opening drive of the game, also jarring the ball loose, but it was recovered by Minnesota. Second sack came in the third quarter when he ripped his way past RT Phil Loadholt and chased Ponder before slamming him down for an 11-yard loss on a drive that ended with a turnover on downs...**At N.Y. Giants (Dec. 4):** Finished with three tackles (two solo) and forced two turnovers with a strip-sack and his then-career-high second INT. Became the first Packers LB since Nick Barnett in 2003 to record an INT in back-to-back games when he intercepted Manning on the first play of the second quarter, returning it 38 yards for a TD, his second career INT-TD. On the play, stepped in front of Manning's pass intended for RB

Ahmad Bradshaw in the right flat, catching the ball in stride and going untouched down the sideline to give Green Bay its first lead, 14-10. With the return, became the first player in franchise history to score a defensive TD (fumble or INT return) in each of his first three seasons in the league and tied Mike Douglass for first place in franchise history for TD returns among LBs. Later in the quarter, recorded his sixth sack of the season when he fought past RT Kareem McKenzie and hit Manning, forcing the ball out as the QB cocked his arm back to release it. Raji picked up the ball and upon review, it was ruled a fumble, robbing the Giants of yet another possession. With the sack, tied Bennett's team record for most sacks in his first three seasons with 29½...**At Kansas City (Dec. 18):** Posted nine tackles (six solo) and a QB hit...**Vs. Chicago (Dec. 25):** Once again made a series of impactful plays during the game, finishing with eight tackles (six solo, one for a loss), a QB hit and a forced fumble, and added to his career high with his third INT of the season. The tackle for a loss and the forced fumble came when he blew up a second-quarter screen pass from McCown to RB Kahlil Bell. On the play, had dropped in coverage but diagnosed the screen, racing forward and slipping past G Chris Spencer to hit Bell for a 3-yard loss and jar the ball loose, but it was recovered by McCown. Six plays later in the drive, he made another turnover play when he noticed FB Tyler Clutts releasing behind him into the right flat and stepped back from his rush, jumping to intercept McCown, who tried to complete it to the FB, his third INT of the season...**Vs. Detroit (Jan. 1):** Was listed as a game-day inactive as the coaching staff chose to rest him in advance of the postseason with the team having already clinched the NFC's No. 1 seed.

**2010:** Appeared in 15 games, starting all of those at LOLB, along with four starts there in the postseason...Selected as a Pro Bowl starter for the first time...Named first team All-Pro by AP, the first Green Bay linebacker to earn that honor since Harris in 1989...Finished second to Polamalu in the AP's Defensive Player of the Year voting...Was named NFL Defensive MVP by *Pro Football Weekly*, and also earned NFC Defensive Player of the Year recognition from *Sporting News* and the Committee of 101...Earned All-NFC recognition from *Pro Football Weekly*...Led the team with 13½ sacks, which ranked No. 2 in the NFC and No. 4 in the NFL...Posted a career-high 83 tackles (55 solo), good for fourth on the team, and led the team with 40 QB hits...Added his first career INT, which he returned for a TD, four passes defended and two forced fumbles...Led the defense with 3½ sacks in the playoffs, a franchise record for a single postseason...Added 20 tackles (18 solo), a fumble recovery, a forced fumble and a pass defended...Didn't play at all during the preseason due to a left hamstring injury sustained in the Family Night scrimmage on Aug. 7...A reagravation of that injury would force him to miss the Week 6 contest vs. Miami...**At Philadelphia (Sept. 12):** Led the team with three sacks and a season-best nine tackles (eight solo). Added four QB hits, a forced fumble and a pass defended. Dropped QB Kevin Kolb for an 8-yard loss on the Eagles' third play, and sacked the QB once more in the second quarter, forcing a fumble that went out of bounds on third down; Kolb sustained a concussion on the play. Added a sack of QB Michael Vick in the third quarter, and then on a fourth-and-1 on the final drive of the game, dove to wrap up Vick for no gain with assistance from Barnett and Jones to preserve the 27-20 win...**Vs. Buffalo (Sept. 19):** Posted his second straight three-sack game, becoming the first player in team history (since 1982) to do so. Earned NFC Defensive Player of the Week honors for the performance, which included seven tackles (four solo). Set a team record for the most sacks in the first two games of a season with six. Dropped QB Trent Edwards for a 13-yard loss on third down of the Bills' opening possession, and added two

more sacks in the second half to total 33 yards in losses, the most by a Packer since White's 35 yards on two sacks vs. Minnesota (Oct. 22, 1995)...**At Washington (Oct. 10):** Recorded six tackles (five solo), 1½ sacks, six QB hits and a pass defended, but injured his left hamstring late in the third quarter and did not return. Split a 7-yard sack with Raji in the second quarter and dropped QB Donovan McNabb for a 2-yard loss on the Redskins' next possession...**Vs. Miami (Oct. 17):** Tested his injured hamstring in pregame warm-ups after not practicing all week, but was inactive for the first time in his career...**Vs. Minnesota (Oct. 24):** Returned to action, playing every snap and registering six tackles (one solo), two QB hits and a pressure...**At N.Y. Jets (Oct. 31):** Posted five tackles (four solo), a sack, three QB hits and two pressures. Recorded a 6-yard sack of former college teammate Mark Sanchez late in the fourth quarter on third down, using a spin move inside to beat veteran T Damien Woody...**Vs. Dallas (Nov. 7):** Earned NFC Defensive Player of the Week honors for the second time on the season with five tackles (three solo), a sack, three QB hits and a 62-yard TD return on his first career interception. Dropped QB Jon Kitna for an 8-yard loss early in the second quarter, giving him 10½ sacks on the season to become the first player in team history to record 10-plus sacks in each of his first two seasons. In the fourth quarter, intercepted a Kitna pass near the line after it was tipped by Hawk and returned it 62 yards for a TD. With the score, became first player in NFL history to post a double-digit sack total and a defensive score in each of his first two seasons in the league...**Vs. N.Y. Giants (Dec. 26):** Had six tackles (five solo), including one for a loss, two QB hits, three QB pressures and a forced fumble. With Green Bay holding a 31-17 lead late in the third quarter, hustled down the field after a 21-yard run by RB Brandon Jacobs to punch the ball from his arms near the sideline, a fumble that was recovered by S Nick Collins at the Green Bay 27...**Vs. Chicago (Jan. 2):** Recorded four tackles (three solo), a sack and two QB hurries. Sacked Cutler for a 6-yard loss in the fourth quarter, giving him 13½ sacks for the season, the most since Kampman's 15½ in 2006...**At Philadelphia (NFC Wild Card, Jan. 9):** Posted three tackles (all solo), a sack and four QB hits. Sacked Vick for a 12-yard loss early in the second quarter to force a punt...**At Atlanta (NFC Divisional, Jan. 15):** Registered a playoff career-high two sacks, along with five tackles (four solo), two QB hits and a fumble recovery. Became the first Packer since Kampman (at Philadelphia, Jan. 11, 2004) to post two sacks in a playoff game. Brought down Ryan for a 4-yard loss on the Falcons' second possession, and sacked him once more for a 9-yard loss late in the first half. Recovered a Ryan fumble in the fourth quarter...**At Chicago (NFC Championship, Jan. 23):** Recorded a postseason career-high eight tackles (six solo), two QB hits and a half-sack. Split a 5-yard sack of Cutler with DE Cullen Jenkins in the first quarter to force a punt...**Vs. Pittsburgh (Super Bowl XLV, Feb. 6):** Despite not recording at least a half-sack for the first time in his playoff career, made arguably the game's most impactful play. On the first play of the fourth quarter, after diagnosing a run to his side, instructed DE Ryan Pickett to force the play to the outside. Slipped behind a block attempt by TE David Johnson to meet RB Rashard Mendenhall, hitting him high on his right side, almost directly on the ball. Jarred the ball loose before finishing the hit by taking Mendenhall to the ground. LB Desmond Bishop recovered the ball at the Green Bay 38 and rumbled 7 yards before being tackled. The Packers cashed in on the turnover with an 8-yard TD pass from Rodgers to WR Greg Jennings eight plays later, extending their lead to 28-17, ultimately the difference in the game. Finished the contest with four tackles (all solo), including one for a loss, two QB hits and a pass defended.

**2009:** Played in all 16 games with 13 starts at ROLB, and started the team's playoff contest...Was named to the Pro Bowl, becoming the first Packers rookie since Lofton in 1978 to earn the recognition...Was initially a first alternate, but earned the trip as an injury replacement for Chicago LB Lance Briggs...Was also selected to the *Pro Football Weekly*/PFWA All-Rookie team...Finished third in AP Defensive Rookie of the Year voting...Led the team with 10 sacks, the most by a Packers rookie in franchise history (since 1982)...Became only the second Green Bay rookie to lead the team in sacks (Harris, 1986)...Ranked second in the NFL in sacks among rookies behind only Washington's Brian Orakpo (11.0)...Led the team with three fumble recoveries, including one he returned for a TD...Registered 58 tackles (42 solo), a forced fumble, six passes defended, and a team-high 35 QB hits...Sidelineled for the first three preseason games due to an injured hamstring that he aggravated in practice on Aug. 6...Originally suffered the hamstring injury during USC's Pro Day and aggravated it in May during OTAs...**Vs. Cincinnati (Sept. 20):** Posted the first sack of his career when he brought down QB Carson Palmer for a 9-yard loss in the second quarter...**At Minnesota (Oct. 5):** Started the first game of his career, opening at ROLB as the team came out in its nickel package. Late in the second quarter, stripped Peterson of the ball on a rushing play and went untouched down the right sideline for a 42-yard TD; at the time, the score was the longest fumble return for a TD by a Packers rookie in franchise history...**Vs. Detroit (Oct. 18):** Started for the first time in Green Bay's base defense at ROLB, and posted a season-high two sacks, the first Green Bay rookie to do so since Vonnie Holliday (Nov. 15, 1998, at N.Y. Giants). Added five tackles (four solo), and was in on two stops for a loss. Earned Pepsi NFL Rookie of the Week honors, voted on by fans at NFL.com, for his performance...**Vs. Dallas (Nov. 15):** Recovered two fumbles to become the first Packers rookie to do so in a game since DB Val Joe Walker on Nov. 26, 1953, at Detroit. Second one came on a Woodson strip-sack of Romo; scooped the ball up at the Dallas 7 and returned 4 yards to the 3 to set up a Rodgers TD pass to TE Spencer Havner three plays later. Also posted a sack of Romo in the second quarter when he beat veteran LT Flozell Adams. Earned Pepsi NFL Rookie of the Week honors for the performance...**At Baltimore (Dec. 7):** Matched his season high with two sacks, adding six tackles (all solo) and three QB hits on his way to earning NFC Defensive Player of the Week recognition...**At Pittsburgh (Dec. 20):** Recorded a season-high eight tackles (six solo), two sacks, three QB hits, two pressures and a tackle for loss. Became the first rookie in team history to post three two-sack games in a season, and it gave him a sack in four straight games, a team rookie record...**At Arizona (NFC Wild Card, Jan. 10):** Posted seven tackles (five solo), three QB hits and two pressures. Beat LT Jeremy Bridges off the edge to sack QB Kurt Warner on a first-quarter flea-flicker; also forced a fumble on the sack, but Bridges recovered. With the Packers trailing, 17-0, early in the second quarter, recovered a fumble by WR Larry Fitzgerald that was forced by Woodson at the Green Bay 19 and returned the fumble 29 yards out to Green Bay's 48. Became the first NFL rookie in playoff history to record a sack, a forced fumble and a defensive fumble recovery in the same game...**2009 Draft:** Drafted by the Packers with the second of two first-round picks (No. 26 overall), the first time Green Bay had two selections in the first round since 1993. Became the first player Thompson moved up into the first round to select in the 10 drafts he had run to that point (five each with Seattle and Green Bay). Was the third LB selected in the first round by the Packers in the last seven drafts, joining Barnett (2003) and Hawk (2006). Became the first LB ever selected out of Southern California by Green Bay in the first round.

**COLLEGE:** Former walk-on went on to play in four straight Rose Bowls and the 2009 Senior Bowl...Finished his career with 96 tackles, including 5½ sacks and 13½ tackles for a loss, in 50 games played with 10 starts... Graduated with a degree in international relations...**Senior season (2008):** Earned second-team All-Pacific-10 honors and honorable mention All-America honors from *Pro Football Weekly* in his only season as a starter...Was also a first-team Academic All-Pac-10 choice...Opened the final 10 games of the season as a stand-up RDE, and was available to play any of the LB positions...Played in all 13 games and registered 56 tackles, including nine for a loss, with 4½ sacks, two fumble recoveries, two forced fumbles, two passes defended and a blocked FG...Even with his increased role on defense, continued to be a valuable contributor on special teams, winning USC's co-Special Teams Player of the Year award for the third straight season...Won the Trojans' co-Lifter of the Year award...Played in the Senior Bowl for the South squad...**Junior season (2007):** Played in all 13 games with two starts, serving as a key backup and special teams contributor...Won USC's co-Special Teams Player of the Year award for the second consecutive season...Posted 17 tackles, three for a loss, two forced fumbles, one pass defended and two blocked FGs...Registered three tackles, including one for a loss, and forced two fumbles in the Rose Bowl victory vs. Illinois (Jan. 1)...**Sophomore season (2006):** Earned a scholarship in the fall and served as a key contributor on special teams, winning USC's co-Special Teams Player of the Year

award...Was also a second-team Academic All-Pac-10 selection...Played in all 13 games and registered 15 tackles and a sack...**Redshirt freshman season (2005):** Played in 12 of 13 games, missing the season opener at Hawai'i (Sept. 3) due to an injury...Posted 12 tackles on defense and also saw time on special teams.

**PERSONAL:** Born in Northridge, Calif. ...Married, wife's name is Casey...The couple has a son, Clay IV, and a daughter, Madeline...Father, Clay Jr., played LB in the NFL for 19 seasons with the Cleveland Browns (1978-93) and the Atlanta Falcons (1994-96), and was a four-year letterman (1974-77) at Southern California...Grandfather, Clay Sr., played DE for four seasons (1950, 53-55) with the San Francisco 49ers...His older brother, Kyle, lettered on USC's 2003 national championship team, and younger brother, Casey, was a Scout.com second-team All-American at Oregon and a fourth-round draft choice of the Philadelphia Eagles in 2011...Uncle, Bruce, played OL for 19 seasons (1983-2001) with the Houston Oilers/Tennessee Titans and was inducted into the Pro Football Hall of Fame in 2007... Cousin, Kevin, played C at Texas A&M and spent time with the Tennessee Titans and Washington Redskins between 2010-13...Younger cousin, Jake, also started all four years at A&M and was chosen with the No. 6 overall pick in the 2014 NFL Draft by the Atlanta Falcons...Jake's younger brother, Mike, played center at A&M from 2012-15, signed with the Cleveland Browns as an undrafted free agent and currently plays for the Miami Dolphins...**High school:**

**MOST PRO BOWLS WITH THE PACKERS, BY POSITION**

**Quarterbacks**

- 9 Brett Favre .....1992-93, 1995-97, 2001-03, 2007
- 6 Aaron Rodgers .....2009, 2011-12, 2014-16
- 4 Bart Starr .....1960-62, 1966

**Running Backs**

- 5 FB Jim Taylor .....1960-64
- 4 RB Ahman Green .....2001-04
- 3 RB John Brockington .....1971-73
- B Cecil Isbell .....1938, 1941-42
- FB John Kuhn .....2011, 2014-15
- 2 B Larry Craig .....1941-42
- B Billy Grimes .....1950-51
- B Clarke Hinkle .....1938, 1940
- HB Paul Hornung .....1959-60

**Wide Receivers**

- 7 James Lofton .....1978, 1980-85
- 5 Sterling Sharpe .....1989-90, 1992-94
- 4 Donald Driver .....2002, 2006-07, 2010
- E Billy Howton .....1952, 1955-57
- 3 E Don Hutson .....1940-42

(Note: Hutson & Howton were selected as ends)

**Tight Ends**

- 3 Mark Chmura .....1995, 1997-98
- Paul Coffman .....1982-84
- Bubba Franks .....2001-03
- 1 Keith Jackson .....1996
- Ron Kramer .....1962

**Offensive Line**

- 9 T Forrest Gregg .....1959-64, 1966-68
- 7 C Jim Ringo .....1957-63
- G Gale Gillingham . 1969-71, 1973-74

**Defensive Line**

- 6 DE Reggie White .....1993-98
- 5 DE Willie Davis .....1963-67
- 4 DT Henry Jordan . 1960-61, 1963, 1966

**Linebackers**

- 6 Clay Matthews .....2009-12, 2014-15
- 4 Bill Forester .....1959-62
- 3 Fred Carr .....1970, 1972, 1975
- Dave Robinson .....1966-67, 1969
- Roger Zatkoff .....1954-56

**Defensive Backs**

- 8 S Willie Wood .....1962, 1964-70
- 5 CB Herb Adderley .....1963-67
- 4 S LeRoy Butler .....1993, 1996-98
- DB Bobby Dillon .....1955-58
- CB Charles Woodson .....2008-11
- 3 CB Willie Buchanon . 1973-74, 1978
- S Nick Collins .....2008-10

**Special Teams**

- 2 K Chester Marcol .....1972, 1974
- 1 K Don Chandler .....1967
- ST Travis Jervey .....1997
- KR Steve Odum .....1975
- KR Roell Preston .....1998



Willie Wood (above) went undrafted in 1960 after playing quarterback and defensive back at Southern Cal during the one-platoon era of college football, but he was chosen for eight Pro Bowls.

**Note:** The list does not include Packers who played in the game following the 1939 season. As the 1939 NFL champion, the Packers played the Pro All-Stars and their entire roster competed.

**MOST PRO BOWLS, WITH GREEN BAY**

- 9 QB Brett Favre .....1992-93, 1995-97, 2001-03, 2007
- T Forrest Gregg .....1959-64, 1966-68
- 8 S Willie Wood .....1962, 1964-70
- 7 WR James Lofton .....1978, 1980-85
- C Jim Ringo .....1957-63
- 6 LB Clay Matthews .....2009-12, 2014-15
- QB Aaron Rodgers .....2009, 2011-12, 2014-16
- DE Reggie White .....1993-98
- 5 CB Herb Adderley .....1963-67
- DE Willie Davis .....1963-67
- G Gale Gillingham . 1969-71, 1973-74
- WR Sterling Sharpe .....1989-90, 1992-94
- FB Jim Taylor .....1960-64
- 4 S LeRoy Butler .....1993, 1996-98
- LB Fred Carr .....1970, 1972, 1974-75
- DB Bobby Dillon .....1955-58
- WR Donald Driver .....2002, 2006-07, 2010
- LB Bill Forester .....1959-62
- RB Ahman Green .....2001-04
- E Billy Howton .....1952, 1955-57
- DT Henry Jordan .....1960-61, 1963, 1966
- QB Bart Starr .....1960-62, 1966
- CB Charles Woodson .....2008-11

Was a four-year letterman at Agoura High in Agoura Hills, Calif. ...Earned All-CIF first-team honors at LB as a senior in 2003...Played for father in high school as Clay Jr. was team's defensive coordinator, but did not start until his senior year...Also played TE...Lettered two years in basketball...**Community involvement:** Named the team's Walter Payton Man of the Year nominee in 2017, the only league award that recognizes a player's off-the-field community service as well as his playing excellence...Participates in the NFL's "My Cause, My Cleats" campaign, wearing

specialty game shoes to raise awareness for CureDuchenne, an organization focused on fighting muscular dystrophy in children...Has been raising awareness for Cure Duchenne since his second year in the NFL...Along with WR Davante Adams, served as a captain for the Green & Gold Charity Softball Game in 2018...Visited with students at St. Mark's Lutheran School in Green Bay as their reward for being among the top donors in the in-school food drive...Also hosted a youth skills football camp in Green Bay during the summer of 2012...Residence: Calabasas, Calif.

## CLAY MATTHEWS' PRO STATISTICS

Year	Team	GP	GS	—Tackles—					Interceptions					Fumbles		
				Tot	Solo	Asst	Sk	Yds	No	Yds	Lg	TD	PD	FF	FR	Yds
2009	Green Bay	16	13	58	42	16	10	63	0	0	0	0	6	1	3	46
2010	Green Bay	15	15	83	55	28	13½	93½	1	62	62t	1	4	2	0	0
2011	Green Bay	15	15	69	49	20	6	29	3	47	38t	1	9	3	0	0
2012	Green Bay	12	12	60	45	15	13	83½	0	0	0	0	4	1	0	0
2013	Green Bay	11	11	50	30	20	7½	50½	0	0	0	0	3	3	0	0
2014	Green Bay	16	16	69	53	16	11	58	1	40	40	0	6	2	0	0
2015	Green Bay	16	16	84	56	28	6½	40½	1	42	42	0	3	0	1	0
2016	Green Bay	12	9	24	19	5	5	35	0	0	0	0	3	1	0	0
2017	Green Bay	14	14	52	33	19	7½	53	0	0	0	0	2	1	1	63
<b>NFL totals (nine years)</b>		<b>127</b>	<b>121</b>	<b>549</b>	<b>382</b>	<b>167</b>	<b>80</b>	<b>506</b>	<b>6</b>	<b>191</b>	<b>62t</b>	<b>2</b>	<b>40</b>	<b>14</b>	<b>5</b>	<b>109</b>

### PLAYOFFS

Year	Team	GP	GS	—Tackles—					Interceptions					Fumbles		
				Tot	Solo	Asst	Sk	Yds	No	Yds	Lg	TD	PD	FF	FR	Yds
2009	Green Bay	1	1	7	5	2	1	4	0	0	0	0	0	1	1	29
2010	Green Bay	4	4	20	18	2	3½	27½	0	0	0	0	1	1	1	0
2011	Green Bay	1	1	5	3	2	0	0	0	0	0	0	0	0	0	0
2012	Green Bay	2	2	12	7	5	3	23	0	0	0	0	1	1	1	0
2014	Green Bay	2	2	9	7	2	1	15	0	0	0	0	0	0	0	0
2015	Green Bay	2	2	11	9	2	1½	16½	0	0	0	0	0	1	0	0
2016	Green Bay	3	3	4	3	1	1	0	0	0	0	0	0	1	1	0
<b>Postseason</b>		<b>15</b>	<b>15</b>	<b>68</b>	<b>52</b>	<b>16</b>	<b>11</b>	<b>86</b>	<b>0</b>	<b>0</b>	<b>0</b>	<b>0</b>	<b>2</b>	<b>5</b>	<b>4</b>	<b>29</b>

Inactive for Packers' game during 2013 playoffs

**Additional statistics:** Career sacks — Jay Cutler (8½), Christian Ponder (6), Alex Smith (4½), Sam Bradford (4), Trent Edwards (3), Joe Flacco (3), Eli Manning (3), Ben Roethlisberger (3), Matthew Stafford (3), Jameis Winston (3), Josh McCown (2½), Matt Ryan (2½), Drew Brees (2), Daunte Culpepper (2), Colin Kaepernick (2), Kevin Kolb (2), Kyle Orton (2), Mark Sanchez (2), Michael Vick (2), Nick Foles (1½), Donovan McNabb (1½), Cam Newton (1½), Tony Romo (1½), Blake Bortles, Teddy Bridgewater, Matt Cassel, Andy Dalton, Brett Favre, Mike Glennon, Shaun Hill, Jon Kitna, DeShon Kizer, Andrew Luck, Jake Locker, Carson Palmer, Drew Stanton, Carson Wentz. Career interceptions — Jay Cutler (2), Jon Kitna, Eli Manning, Josh McCown, Matthew Stafford.

**NFL debut:** vs. Chicago, 9/13/09

**First NFL start:** at Minnesota, 10/5/09

**First NFL sack:** vs. Cincinnati, 9/20/09 (C.Palmer)

**First NFL interception:** vs. Dallas, 11/7/10 (J.Kitna)

**Touchdowns (3):** at Minnesota, 10/5/09, 42-yard fumble return; vs. Dallas, 11/7/10, 62-yard interception return; at N.Y. Giants, 12/4/11, 38-yard interception return.

### CAREER TRANSACTIONS

- 2009 Selected by Green Bay Packers as second of two choices in the first round (26th overall) of '09 NFL Draft, April 26 (pick obtained from New England along with a fifth-round choice for Packers' second-round selection and Packers' two third-round picks)...Signed first contract, July 30.
- 2013 Signed contract extension, April 17.

### MATTHEWS' SINGLE-GAME CAREER HIGHS

<b>Tackles</b>	
Total	10, three times (last: at Min., 11/22/15)
Solo	9, vs. Chi. (11/9/14)
<b>Sacks</b>	3½, vs. Chi. (9/13/12)
<b>Interceptions</b>	1, six times (last: at Chi., 9/13/15)





# CLAY MATTHEWS GAME-BY-GAME

## 2015, GREEN BAY

Date	Opp	GP	GS	Tot	So	As	Sk	Yd	Int	Yd	Lg	TD	PD	FF	FR
09/13	at Chi-W	1	1	10	8	2	0	1	42	42	0	1	0	0	0
09/20	Sea-W	1	1	2	1	1	0	0	0	0	0	0	0	0	0
09/28	KC-W	1	1	5	4	1	2	8	0	0	0	0	0	0	0
10/04	at SF-W	1	1	3	2	1	1	8	1	0	0	0	0	0	0
10/11	StL-W	1	1	5	2	3	1½	11½	0	0	0	0	0	0	0
10/18	SD-W	1	1	7	4	3	0	0	0	0	0	0	0	0	1
11/01	at Den-L	1	1	8	7	1	0	0	0	0	0	0	0	0	0
11/08	at Car-L	1	1	7	4	3	0	0	0	0	0	0	0	0	0
11/15	Det-L	1	1	7	4	3	0	0	0	0	0	2	0	0	0
11/22	at Min-W	1	1	10	8	2	0	0	0	0	0	0	0	0	0
11/26	Chi-L	1	1	5	3	2	0	0	0	0	0	0	0	0	0
12/03	at Det-W	1	1	4	2	2	0	0	0	0	0	0	0	0	0
12/13	Dal-W	1	1	8	5	3	1	8	0	0	0	0	0	0	0
12/20	at Oak-W	1	1	0	0	0	0	0	0	0	0	0	0	0	0
12/27	at Ari-L	1	1	1	0	1	0	0	0	0	0	0	0	0	0
01/03	Min-L	1	1	2	2	0	1	5	0	0	0	0	0	0	0

**'15 TOTALS** 16 16 84 56 28 6¼ 40½ 1 42 42 0 3 0 1

01/10 at Was-W 1 1 4 3 1 1½ 16½ 0 0 0 0 0 0 1 0

01/16 at Ari-L 1 1 7 6 1 0 0 0 0 0 0 0 0 0 0 0

**PLAYOFFS** 2 2 11 9 2 1½ 16½ 0 0 0 0 0 1 0

*¹NFC Wild Card Playoff; ²NFC Divisional Playoff*

## 2016, GREEN BAY

Date	Opp	GP	GS	Tot	So	As	Sk	Yd	Int	Yd	Lg	TD	PD	FF	FR
09/11	at Jax-W	1	1	4	3	1	1	10	0	0	0	0	0	0	0
09/18	at Min-L	1	1	3	3	0	1	7	0	0	0	0	0	0	0
09/25	Det-W	(inactive — ankle/hamstring)													
10/09	NYG-W	1	1	3	3	0	1	3	0	0	0	0	0	0	0
10/16	Dal-L	1	1	2	1	1	0	0	0	0	0	0	0	0	0
10/20	Chi-W	1	1	4	3	1	0	0	0	0	0	0	0	0	0
10/30	at Atl-L	(inactive — hamstring)													
11/06	Ind-L	(inactive — hamstring)													
11/13	at Ten-L	(inactive — hamstring)													
11/20	at Was-L	1	1	0	0	0	0	0	0	0	0	0	0	0	0
11/28	at Phi-W	1	1	5	4	1	1	10	0	0	0	0	0	0	0
12/04	Hou-W	1	1	0	0	0	0	0	0	0	0	0	0	0	0
12/11	Sea-W	1	0	2	1	1	0	0	0	0	0	0	0	0	0
12/18	at Chi-W	1	0	0	0	0	0	0	0	0	0	0	0	0	0
12/24	Min-W	1	0	1	0	1	0	5	0	0	0	2	1	0	0
01/01	at Det-W	1	1	0	0	0	0	0	0	0	0	0	1	0	0

**'16 TOTALS** 12 9 24 19 5 5 35 0 0 0 0 0 3 1 0

01/08 NYG-W 1 1 1 1 0 1 0 0 0 0 0 0 0 0 1 1

01/15 at Dal-W 1 1 1 1 0 0 0 0 0 0 0 0 0 0 0 0

01/22 at Atl-L 1 1 2 1 1 0 0 0 0 0 0 0 0 0 0 0

**PLAYOFFS** 3 3 4 3 1 1 0 0 0 0 0 0 0 1 1

*¹NFC Wild Card Playoff; ²NFC Divisional Playoff; ³NFC Championship*

## 2017, GREEN BAY

Date	Opp	GP	GS	Tot	So	As	Sk	Yd	Int	Yd	Lg	TD	PD	FF	FR
09/10	Sea-W	1	1	2	2	0	0	0	0	0	0	0	0	0	0
09/17	at Atl-L	1	1	5	5	0	1½	15½	0	0	0	0	0	0	0
09/24	Cin-W	1	1	3	3	0	0	0	0	0	0	0	0	0	0
09/28	Chi-W	1	1	3	3	0	1	13	0	0	0	0	0	1	0
10/08	Dal-W	1	1	6	5	1	0	0	0	0	0	1	0	0	0
10/15	at Min-L	1	1	2	2	0	0	0	0	0	0	0	0	0	1
10/22	NO-L	1	1	6	3	3	0	0	0	0	0	0	0	0	0
11/06	Det-L	1	1	4	1	3	0	0	0	0	0	0	0	0	0
11/12	at Chi-W	1	1	4	1	3	0	0	0	0	0	1	0	0	0
11/19	Bal-L	1	1	1	0	1	8	0	0	0	0	0	0	0	0
11/26	at Pit-L	(inactive — groin)													
12/03	TB-W	1	1	5	2	3	3	11½	0	0	0	0	0	0	0
12/10	Cle-W	1	1	4	2	2	1	5	0	0	0	0	0	0	0
12/17	at Car-L	1	1	6	2	4	0	0	0	0	0	0	0	0	0
12/23	Min-L	(inactive — hamstring)													
12/31	at Det-L	1	1	1	0	0	0	0	0	0	0	0	0	0	0

**'17 TOTALS** 14 14 52 33 19 7½ 53 0 0 0 0 0 2 1 1

## HISTORY OF THE SACK STATISTIC

In 1947, the NFL implemented a new team statistic, yards lost attempting to pass. The new category allowed the league to separate gross yards passing from net yards, to more accurately reflect a team's passing performance. Net passing yards included yards lost by backs tackling on passing plays.

In 1963, Seymour Siwoff, president of the league's official statistical company, the Elias Sports Bureau, made a suggestion. Recognizing the "yards lost attempting to pass" figure needed a complement, he argued for a new category: number of times losing yards attempting to pass. The league agreed, and one of the NFL's top executives, Jim Kensil, first coined the term "sack," which is a dark-ages word, meaning to plunder a captured town. Kensil, who handled NFL public relations among other responsibilities, popularized the term in his stories and publicity materials.

In 1982, convinced by member-team PR directors (many of whom were convinced by their players), Elias and the NFL agreed to make individual sacks an official number. New rules were written, such as only two players can share in a sack.

Today, it's arguably the game's most popular defensive stat. Siwoff, whose bureau also tracks official numbers for MLB, the NBA and the NHL, still has the final word on every challenged sack, spending Tuesday or Wednesday in the film room at the league office.

VETERANS

Community

Admin & Coaches

Matthews

Draft & Free Agents

2017 Review

Records & History

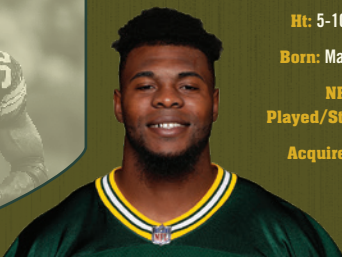
Lambeau Field

Misc.

# Devante MAYS

# 32

Running Back  
Utah State



Ht: 5-10 Wt: 230

Born: May 26, 1994

NFL Games  
Played/Started: 8/0

Acquired: D7a-17

Second NFL Season | Second Packers Season



## PRO HIGHLIGHTS:

► Played in eight games as a rookie in 2017, seeing limited time on offense and special teams. Had four carries for 1 yard (0.3 avg.).

► Selected by the Packers with the first of two seventh-round choices (No. 238 overall), a pick that was acquired from Denver along with a fifth-round pick (No. 175 overall) in exchange for Green Bay's fifth-round pick (No. 172 overall).

► Became the first running back to be drafted by Green Bay out of Utah State and just the fourth Utah State RB to be drafted in the past 34 years.

**2017 SEASON:** Played in eight games, seeing limited time on offense and special teams...Had four carries for 1 yard (0.3 avg.)...Dressed, but did not play, in three games and was inactive for five other contests...**Vs. Seattle (Sept. 10):** Appeared on one play on special teams in his NFL debut...**Vs. Baltimore (Nov. 19):** Saw his first NFL action from scrimmage, carrying the ball three times for -1 yard...**At Detroit (Dec. 31):** Appeared on nine plays on offense and seven on special teams, carrying the ball once for 2 yards...**2017 Draft:** Selected by the Packers with the first of two seventh-round choices (No. 238 overall), a pick that was acquired from Denver along with a fifth-round pick (No. 175 overall) in exchange for Green Bay's fifth-round pick (No. 172 overall). Became the first running back to be drafted by Green Bay out of Utah State and just the fourth Utah State RB to be drafted in the past 34 years.

**COLLEGE:** Rushed for 1,225 yards and 12 TDs on 202 carries (6.1 avg.) in two seasons at Utah State (2015-16), appearing in 19 games with eight starts...Played at Blinn College in 2014 and Tyler Junior College in 2012...Earned his degree in interdisciplinary studies with an emphasis in health and wellness...**Senior season (2016):** Was limited to just six games with two starts due to knee and ankle injuries, rushing for 259 yards and three TDs on 37 carries (7.0 avg.)...Posted a career-high 208 yards and matched his career best with three TDs on 18 carries (11.6 avg.) vs. Weber State (Sept. 1), scoring on TD runs of 18, 18 and 66 yards...The 66-yard TD run that opened the second quarter was the longest of his collegiate career...**Junior season (2015):** Appeared in all 13 games with six starts, leading the team in rushing attempts (165), rushing yards (966) and rushing TDs (nine)...Finished No. 3 in the conference with an average of 5.9 yards per carry...His yards-per-carry average also ranked No. 9 in school history for a single season...Ranked No. 7 in the Mountain West Conference in rushing TDs and No. 10 with an average of 74.3 rushing yards per game...Posted three 100-yard rushing games on the season...Registered three multi-TD games and a rushing TD in four consecutive contests...Posted 92 rushing

## AT A GLANCE ...

- Played in eight games as a rookie in 2017, seeing limited time on offense and special teams. Had four carries for 1 yard (0.3 avg.).
- Became the first running back to be drafted by Green Bay out of Utah State and just the fourth Utah State RB to be drafted in the past 34 years.
- Was limited to just six games as a senior at Utah State in 2016 due to knee and ankle injuries, but rushed for a career-high 208 yards on just 18 carries (11.6 avg.) and matched his career best with three rushing TDs in the season opener vs. Weber State.
- Led the Aggies in rushing yards (966), rushing attempts (165) and rushing TDs (nine) as a junior in 2015, ranking third in the conference in yards per carry (5.9 avg.).
- Earned Southwest Junior College Football Conference recognition as a sophomore in 2014 at Blinn College (Brenham, Texas) after he rushed for 557 yards and three TDs on 57 carries (9.8 avg.) in six games.

yards and a career-high three TDs on nine attempts (10.2 avg.) at Fresno State (Oct. 10), scoring on runs of 5, 41 and 23 yards...Racked up a season-high 176 yards and two TDs on 22 carries (8.0 avg.) vs. Wyoming (Oct. 30), the most rushing yards by an Aggie RB since Kerwynn Williams' 235-yard outing in the 2012 Famous Idaho Potato Bowl...Scored on a rushing TD for the fourth consecutive game, giving him seven rushing TDs over that four-game span...**Redshirt sophomore season (2014):** Earned Southwest Junior College Football Conference honorable mention recognition at Blinn College (Brenham, Texas) after rushing for 557 yards and three TDs on 57 carries (9.8 avg.)...Appeared in six of eight games, starting all six of them, and made 11 receptions for 127 yards (11.5 avg.)...Recorded four 100-yard rushing games on the season...Posted a season-high 123 yards rushing on just seven carries (17.8 avg.) at Kilgore College (Oct. 18)...**Sophomore season (2013):** Redshirted at Blinn College...**Freshman season (2012):** Played at Tyler (Texas) Junior College, scoring on a 15-yard TD run on his first carry with the Apaches.

**PERSONAL:** Given name Devante Roshard Mays...Nickname is "Bull"...Born in Livingston, Texas...Is one of 10 children in his family...**High school:** Was a two-time Class 4A District 20 first-team selection at Livingston (Texas) High School...Helped the Lions to a 7-3 record and an appearance in the 4A Region III playoffs as a senior, rushing for 600 yards and eight TDs on 58 carries (10.3 avg.)...Posted 1,023 yards rushing and 19 TDs on 169 carries (6.1 avg.) as a junior, adding 11 catches for 90 yards (8.2 avg.)...Lettered twice in powerlifting as well as track, competing in the 100-meter event and the shot put...**Community involvement:** Visited schools and spoke to students while he was in college...Residence: Livingston, Texas.

## LOMBARDI'S PUPILS

Vince Lombardi hired 11 assistant coaches during his nine years (1959-67) as Packers head coach. Of those assistants, five became NFL head coaches: Bill Austin (Pittsburgh, Washington), Phil Bengtson (Green Bay, \*New England), Jerry Burns (Minnesota), Tom Fears (New Orleans) and Norb Hecker (Atlanta).

\*Interim head coach for five games in 1972

# DEVANTE MAYS' PRO STATISTICS

Year	Team	GP	GS	Att	RUSHING				RECEIVING				
					Yds	Avg	Lg	TD	No	Yds	Avg	Lg	TD
2017	Green Bay	8	0	4	1	0.3	2	0	3	0	0.0	1	0

**Additional statistics:** Fumbles-lost — 2-1 in 2017.

**NFL debut:** vs. Seattle, 9/10/17

## CAREER TRANSACTIONS

- 2017 Selected by Green Bay Packers as first of two choices in the seventh round (238th overall) of '17 NFL Draft, April 29...Signed first contract, May 5.

# DEVANTE MAYS GAME-BY-GAME

## 2017, GREEN BAY

Date	Opponent	GP/GS	—RUSHING—					—RECEIVING—					Total Offense
			No	Yds	Avg	Lg	TD	No	Yds	Avg	Lg	TD	
09/10	Sea-W	1/0	0	0	--	--	0	0	0	--	--	0	0
09/17	at Atl-L		(inactive)										
09/24	Cin-W	1/0	0	0	--	--	0	0	0	--	--	0	0
09/28	Chi-W		(inactive)										
10/08	at Dal-W	1/0	0	0	--	--	0	0	0	--	--	0	0
10/15	at Min-L		(did not play)										
10/22	NO-L		(inactive)										
11/06	Det-L		(did not play)										
11/12	at Chi-W		(inactive)										
11/19	Bal-L	1/0	3	-1	-0.3	2	0	0	0	--	--	0	-1
11/26	at Pit-L		(did not play)										
12/03	TB-W	1/0	0	0	--	--	0	0	0	--	--	0	0
12/10	at Cle-W		(inactive)										
12/17	at Car-L	1/0	0	0	--	--	0	0	0	--	--	0	0
12/23	Min-L	1/0	0	0	--	--	0	0	0	--	--	0	0
12/31	at Det-L	1/0	1	2	2.0	2	0	3	0	0.0	1	0	2
'17 TOTALS		8/0	4	1	0.3	2	0	3	0	0.0	1	0	1

## PACKERS CHEERLEADERS

The Green Bay Packers once had official cheerleaders, but after the 1988 season the decision was made not to reinstate them. While some Packers fans supported the official cheerleaders, many were opposed or indifferent, at best.

Helping the Packers make the decision to discontinue the program was a television news poll in which fans were generally split over whether they wanted the program to continue.

Bob Harlan, then the Packers' executive vice president of administration, was quoted in an official release Feb. 7, 1989, saying: "In general terms, the poll disclosed there were as many fans who expressed opposition to the return of the cheerleaders as there were those in favor of restoring them. On that basis, we felt the appropriate decision at this time would be to continue without them."

At this time, there are no plans to return to official cheerleaders.

For several years, the team has used cheering squads from two local schools, St. Norbert College in De Pere, Wis., and the University of Wisconsin-Green Bay. Compared to squads at other stadiums, though, they are not as much a part of the gameday experience at Lambeau Field.



## Justin McCray

64

Guard  
Central Florida

Second NFL Season | Second Packers Season



Ht: 6-3 Wt: 317

Born: May 31, 1992

NFL Games  
Played/Started: 13/8

Acquired: FA-17

## PRO HIGHLIGHTS:

► Played in 13 games with eight starts (five at RT, two at LG, one at RG) last season. Became the first Green Bay offensive lineman to start games at three different positions since Jason Spitz and Daryn Colledge in 2008.

► Helped the offense rank No. 3 in red-zone scoring (61.9 percent) and No. 5 in yards per carry (4.47 avg.) last season.

► Was in the starting lineup for three of Green Bay's top four rushing performances last season (181 vs. New Orleans, 160 at Dallas, 160 at Chicago).

► Signed with the Packers as a free agent on March 29, 2017.

► Entered the NFL with the Tennessee Titans as an undrafted free agent in May 2014 and spent that season on Tennessee's practice squad.

**2017 SEASON:** Played in 13 games with eight starts (five at RT, two at LG, one at RG)...Helped the offense rank No. 3 in red-zone scoring (61.9 percent), No. 5 in yards per carry (4.47 avg.) and tied for No. 6 in 10-play drives (30)... Three of Green Bay's top four rushing performances came in games that he started (181 vs. New Orleans, 160 at Dallas, 160 at Chicago)...**At Atlanta (Sept. 17):** Made his first career NFL start, opening at RT in place of an injured Bryan Bulaga (ankle) with T Kyle Murphy starting at LT in place of David Bakhtiari (hamstring). Played all 76 snaps, helping to protect QB Aaron Rodgers as he threw for 343 yards and two TDs on 33-of-50 passing...**Vs. Cincinnati (Sept. 24):** Played 25 snaps on offense, appearing on two plays at LG in place of an injured Lane Taylor late in the first half and then the final 23 snaps of the game at RT in place of an injured Bulaga (ankle)...**Vs. Chicago (Sept. 28):** Started at RT in place of Bulaga (ankle), helping to block for Rodgers as he threw for 179 yards and a season-high four TD passes on 18-of-26 passing...**At Dallas (Oct. 8):** Started at LG with Taylor sliding over to start at LT in place of Bakhtiari (hamstring). Helped the offense rack up 160 rushing yards on 25 carries (6.4 avg.), highlighted by a 125-yard effort from rookie RB Aaron Jones on 19 attempts (6.6 avg.). It marked just the second time in the past 14 seasons (Week 15 at Chicago in 2016) that the Packers rushed for 160-plus yards on 25 or fewer carries. Also helped protect Rodgers as he threw three TD passes, his third straight game with three-plus TD passes...**At Minnesota (Oct. 15):** Did not start, but played 51 of 66 snaps in reserve duty, appearing at three different positions on the offensive line. Took over at LG for an injured Taylor (knee/ankle) early in the second quarter (13 snaps) before kicking out to RT for an injured Bulaga (concussion) for the third quarter (six snaps). Moved to LT for the fourth quarter in place of an injured Bakhtiari (hamstring), appearing on 32 snaps...**Vs. New Orleans (Oct. 22):** Started at LG in place of an injured Taylor (ankle) and played all 55 snaps. Helped the offense register 181 rushing yards and two TDs on 24 carries (7.5 avg.), highlighted by Jones' career-best 131 yards and a TD on 17 attempts (7.7 avg.)...**At Chicago (Nov. 12):** Started at RT in place of an injured

## AT A GLANCE ...

- Played in 13 games with eight starts (five at RT, two at LG, one at RG) last season. Became the first Green Bay offensive lineman to start games at three different positions since Jason Spitz and Daryn Colledge in 2008.
- Helped the offense rank No. 3 in red-zone scoring (61.9 percent) and No. 5 in yards per carry (4.47 avg.) last season.
- Was in the starting lineup for three of Green Bay's top four rushing performances last season (181 vs. New Orleans, 160 at Dallas, 160 at Chicago).
- Was a four-year letterman at Central Florida, appearing in 45 games with 32 starts (23 at RG, nine at RT). Started all 27 games over his final two seasons.
- A team captain as a senior in 2013, he earned first-team All-American Athletic Conference honors and was selected as UCF's outstanding offensive lineman.
- His twin brother, Jordan, signed with the Packers as an undrafted free agent in May 2014 and spent part of the '14 season on Green Bay's practice squad.

Bulaga (knee) and played all 66 snaps, helping the offense rush for 160 yards on 37 carries (4.3 avg.), the most rushing yards allowed by the Bears on the season to that point. Blocked for QB Brett Hundley as he completed 18 of 25 passes for 212 yards and a TD for a 110.8 passer rating...**Vs. Baltimore (Nov. 19):** Started at RT and played the first 45 snaps of the game before departing late in the third quarter due to a knee injury...**Vs. Minnesota (Dec. 23):** Started at RG in place of an injured Jahri Evans (knee), but moved to RT after just one snap following an injury to Jason Spriggs (knee). Played the final 66 snaps of the game at RT, helping to protect Hundley as the line allowed just one sack on the evening.

**2016:** Played for the Orlando Predators of the Arena Football League.

**2015:** Was released by the Titans on Aug. 30, 2015, and spent the season out of football.

**2014:** Spent the entire season on Tennessee's practice squad...**2014 Draft:** Signed with the Titans as an undrafted free agent on May 12, 2014.

**COLLEGE:** Was a four-year letterman for the Golden Knights, appearing in 45 games with 32 starts (23 at RG, nine at RT)...In two seasons as the full-time starter, helped UCF average 35.0 points per game...Earned his degree in communication...**Senior season (2013):** Started all 13 games, opening 11 at RG and two at RT...A team captain, was named first-team All-American Athletic Conference, was selected as Central Florida's outstanding offensive lineman and won the team's Iron Man award...Earned first-team All-American Athletic Conference honors from *Phil Steele's College Football* after helping UCF win the Fiesta Bowl and finish the season ranked No. 10 in the country by *The Associated Press*...Part of a line that opened holes for RB Storm Johnson to finish the season with 1,139 yards and 14 TDs on 213 carries (5.3 avg.)...Protected QB Blake

Bortles as he amassed 3,581 yards and 25 TDs on 259-for-382 passing (67.8 pct.) with nine INTs...Helped pave the way for the offense to total 446 yards in an upset win at No. 8 Louisville (Oct. 18)...In a 52-42 Fiesta Bowl win over No. 6 Baylor (Jan. 1), was part of a line that provided protection for Bortles to throw for 301 yards, three TDs and two INTs without a sack on 20-of-31 passing (64.5 pct.)...

**Junior season (2012):** Started all 14 games, opening seven contests at RG and seven at RT...Blocked for Bortles as he completed 251 of 399 passes (62.9 pct.) for 3,059 yards, 25 TDs and seven INTs...Helped pave the way for RB Latavius Murray to total 1,106 yards and 15 TDs on 198 carries (5.6 avg.)...Murray's average of 1.4 TDs per game ranked No. 6 in the nation among running backs with 1,000-plus yards, and his 15 TDs rank No. 2 in school annals...Cleared the way for Murray's most productive game of his career when Murray racked up 192 yards and two TDs on 23 attempts (8.3 avg.) at Memphis (Oct. 20)...Part of a line that did not allow a sack of Bortles as he completed 22 of 33 passes (66.7 pct.) for 272 yards and three TDs while opening holes for him to add 80 rushing yards and a TD on nine carries (8.9 avg.) vs. Ball State in the Beef 'O' Brady's Bowl (Dec. 21)...**Sophomore season (2011):** Played in all 11 games with five starts at RG...Made his first career start in the season opener vs. Charleston Southern (Sept. 3), opening holes for RB Ronnie Weaver to rush for 107 yards and a TD on eight carries (13.4 avg.)...Started

his first career Conference USA game at Southern Methodist (Oct. 15) as QB Jeff Godfrey and Bortles combined for 349 yards and two TDs on 32-of-44 passing (72.7 pct.)...**Freshman season (2010):** Appeared in seven games as a reserve lineman as a true freshman...Was named to Conference USA's All-Freshman team...Made his collegiate debut in the season opener vs. South Dakota (Sept. 4), helping clear the way for RB Jonathan Davis to rush for 108 yards and a TD on 20 attempts (5.4 avg.).

**PERSONAL:** Given name Justin Dominique McCray... Born in Miami, Fla. ...Twin brother, Jordan, was signed by the Packers as an undrafted free agent guard in 2014 and spent part of the 2014 season on Green Bay's practice squad...The brothers were teammates with the Orlando Predators and also played on the offensive line with their older brother, Clifford, at Central Florida...**High school:** Attended Southridge High School in Miami, Fla, lettering four years in football and wrestling while also lettering twice in track and field...Helped Southridge go undefeated in the 2009 regular season on the way to winning a district title...Was named All-Dade County by the *Miami Herald* as a senior after making 63 pancake blocks and not allowing a sack...Was a district champion in wrestling as a sophomore and as a junior...**Community involvement:** Volunteered at a youth camp/pizza party at the University of Wisconsin-Green Bay...Residence: Miami, Fla.

**JUSTIN MCCRAY'S PRO GAMES PLAYED/STARTED**

Year	Team	GP	GS
2017	Green Bay.....	13	8

**Additional statistics:** Miscellaneous fumble recoveries — 1 in 2017.

**NFL debut:** vs. Seattle, 9/10/17  
**First NFL start:** at Atlanta, 9/17/17

**CAREER TRANSACTIONS**

- 2014 Signed by Tennessee Titans as undrafted free agent, May 12...Released by Titans, Aug. 30... Signed by Titans to practice squad, Aug. 31... Signed from practice squad to active roster, Dec. 29.
- 2015 Released by Titans, Aug. 30.
- 2017 Signed by Green Bay Packers, March 29.
- 2018 Re-signed by Packers as exclusive-rights free agent, April 17.

**MOST PACKERS SELECTIONS, FIRST FOUR ROUNDS, ALL-TIME**

In 2006, Ted Thompson became the first Packers general manager since Vince Lombardi in 1964 to select seven players in the first four rounds of the NFL Draft. Two years later, Thompson drafted six players in the first four rounds.

First Four Rounds	Years	Overall Picks	Notable selections
7	2006	12	LB A.J. Hawk (1), G Daryn Colledge (2a), WR Greg Jennings (2b), G Jason Spitz (3b)
6	1964	23	T Lloyd Voss (1), LB/FB Tommy Crutcher (3c)
	2008	9	WR Jordy Nelson (2a), TE Jermichael Finley (3), G Josh Sitton (4b), QB Matt Flynn (7a)
	2000	13	TE Bubba Franks (1), T Chad Clifton (2), LB Na'il Diggs (4a)
	1999	12	CB Mike McKenzie (3a), QB Aaron Brooks (4a), P Josh Bidwell (4b)
	1995	10	CB Craig Newsome (1), FB William Henderson (3b), WR Antonio Freeman (3d)
	1987	14	RB Brent Fullwood (1), LB Johnny Holland (2)
	1970	20	DT Mike McCoy (1a), TE Rich McGeorge (1b), LB Jim Carter (3), WR Ken Ellis (4a)
	1968	21	LB Fred Carr (1a), G Bill Lueck (1b), T Dick Himes (3b)
	1967	22	C/G Bob Hyland (1a), LB Jim Flanigan (2b), RB Travis Williams (4)
	1966	20	FB Jim Grabowski (1a), T Gale Gillingham (1b)
1963	27	LB Dave Robinson (1), DB Tom Brown (2), G Lionel Aldridge (4a)	

# Ty MONTGOMERY

# 88

Running Back  
Stanford



Ht: 6-0 Wt: 216

Born: January 22, 1993

NFL Games  
Played/Started: 29/14

Acquired: D3-15

Fourth NFL Season | Fourth Packers Season



## PRO HIGHLIGHTS:

➤ Among players with 140-plus rushing attempts since 2016, ranks No. 3 among NFL running backs with an average of 4.93 yards per carry over that span, trailing only Saints RB Mark Ingram (4.98) and Dolphins RB Kenyan Drake (4.96).

➤ Was limited to eight games in 2017 due to injuries (ribs/wrist), rushing for 273 yards and three TDs on 71 carries (3.8 avg.) with 23 receptions for 173 yards (7.5 avg.) and a TD.

➤ With injuries in the backfield, made the switch from WR to RB in 2016, appearing in 15 games with six starts and leading the team with 457 rushing yards and three TDs on just 77 carries (5.9 avg.). Added 44 receptions for 348 yards (7.9 avg.).

➤ Among NFL running backs with 75-plus carries, ranked No. 1 in the NFL in 2016 with an average of 5.94 yards per carry. That average also ranks No. 2 in franchise single-season history (min. 75 att.) behind only QB Tobin Rote's 6.88-yard average in 1951 (76-523).

➤ Was the only player in the NFL with 75-plus rushing attempts, 40-plus receptions and 15-plus kickoff returns in 2016, also becoming the first player in team history to eclipse each of those marks in a season.

➤ Rushed for a career-high 162 yards and two TDs on just 16 carries (10.1 avg.) in 2016 at Chicago in Week 15, the best yardage output by a Packer since RB Samkon Gado ran for 171 yards vs. Detroit on Dec. 11, 2005. Dating back to 1960, his average of 10.1 yards per carry was the third highest (min. 15 carries) by a Green Bay player, trailing only Ahman Green (10.9 avg. vs. Dallas on Oct. 24, 2004, and 10.9 vs. Denver on Dec. 28, 2003).

➤ In Green Bay's win at Dallas in a 2016 NFC Divisional playoff contest, became just the sixth player in team history to rush for two-plus TDs in a postseason game and the first since RB Ryan Grant (three vs. Seattle, Jan. 12, 2008).

➤ Played in six games with three starts at WR as a rookie in 2015 before sustaining an ankle injury in Week 6 vs. San Diego that would sideline him for the remainder of the season.

➤ Caught 15 passes for 136 yards (9.1 avg.) and two TDs and posted a 31.1-yard average on seven kickoff returns in 2015. Also rushed for 14 yards on three carries (4.7 avg.).

➤ Was drafted by Green Bay in the third round of the 2015 NFL Draft with the No. 94 overall selection, the first WR from Stanford to be picked by the Packers since James Lofton in 1978 (first round, No. 6 overall).

**2017 SEASON:** Played in eight games with five starts and rushed for 273 yards and three TDs on 71 carries (3.8 avg.)...Also posted 23 receptions for 173 yards (7.5 avg.) and a TD...Missed three games due to a rib injury and then was sidelined for the final five contests after being placed on injured reserve (wrist) on Dec. 1...**Vs. Seattle (Sept. 10):** Started and posted a career-high 19 carries for 54 yards (2.8 avg.) and a TD. Scored on a 6-yard run early in the third quarter, giving Green Bay a 7-3 lead that it would not relinquish. Added four receptions for 39 yards

## AT A GLANCE ...

- Among players with 140-plus rushing attempts since 2016, ranks No. 3 among NFL running backs with an average of 4.93 yards per carry over that span, trailing only Saints RB Mark Ingram (4.98) and Dolphins RB Kenyan Drake (4.96).
- Made the transition from WR to RB in 2016, appearing in 15 games with six starts and leading the team with 457 rushing yards and three TDs on just 77 carries (5.9 avg.).
- Among NFL running backs with 75-plus carries, ranked No. 1 in the league in 2016 with an average of 5.94 yards per carry. That average also ranks No. 2 in franchise single-season history (min. 75 att.) behind only QB Tobin Rote's 6.88-yard average in 1951 (76-523).
- Was the only player in the NFL with 75-plus rushing attempts, 40-plus receptions and 15-plus kickoff returns in 2016, also becoming the first player in team history to eclipse each of those marks in a season.
- Rushed for a career-high 162 yards and two TDs on just 16 carries (10.1 avg.) in 2016 at Chicago in Week 15, the best yardage output by a Packer since RB Samkon Gado ran for 171 yards vs. Detroit on Dec. 11, 2005.
- Finished his career at Stanford as the school's all-time leader in kickoff return yards with 2,493, besting Chris Owusu's mark of 2,132 yards from 2008-11.
- Posted 5,190 all-purpose yards with the Cardinal (334 rushing, 2,125 receiving, 238 PR, 2,493 KOR), the fourth most in school history behind Darrin Nelson, Glyn Milburn and Troy Walters.

(9.8 avg.), including a 20-yard reception early in the fourth quarter...**At Atlanta (Sept. 17):** Rushed for 35 yards and a TD on 10 carries (3.5 avg.), his second straight game with a rushing TD, and added a season-best 75 yards and a TD on six receptions (12.5 avg.). It marked the first time in his career that he posted a rushing TD and a receiving TD in the same game, and he became the first Packer to do so since RB James Starks (vs. Dallas, Dec. 13, 2015). Became the first Packer to record 75-plus yards receiving, a receiving TD and a rushing TD in the same game since RB Dorsey Levens (92 receiving yards, one receiving TD, two rushing TDs) at Indianapolis on Nov. 16, 1997. Posted a 1-yard TD catch on a shovel pass from QB Aaron Rodgers in the fourth quarter, the 300th TD pass of Rodgers' career...**Vs. Detroit (Nov. 6):** Led the offense with 33 rushing yards on five attempts (6.6 avg.) and added an 18-yard reception in 24 snaps of action. Late in the first half, picked up 18 yards on a screen pass to the Detroit 35 to help set up K Mason Crosby's 35-yard field goal as time expired in the first half...**At Chicago (Nov. 12):** Recorded 54 rushing yards and a TD on just six carries (9.0 avg.), but was limited to just 14 snaps before leaving the game late in the first half due to injury (ribs). Found a hole and took it up the middle to go untouched for a 37-yard TD early in the second quarter, the longest TD run of his career. It marked his fourth career run of 30-plus yards, with all of them coming against the Bears.

**2016:** Played in 15 games with six starts (at RB), seeing time on offense and special teams...Led the team with 457 rushing yards and three TDs on just 77 carries (5.9 avg.)...



Among NFL running backs with 75-plus carries, ranked No. 1 in the league with an average of 5.94 yards per carry... Had 44 catches for 348 yards (7.9 avg.) and 18 kickoff returns for 366 yards (20.3 avg.)...Was the only player in the NFL with 75-plus rushing attempts, 40-plus receptions and 15-plus kickoff returns, also becoming the first player in team history to eclipse each of those marks in a single season...Over the final five regular-season games, rushed for 310 yards and three TDs on 48 carries (6.5 avg.)... Added a tackle on special teams...Was inactive for one contest (Week 8 at Atlanta, illness)...Started all three postseason contests and rushed for 91 yards and two TDs on 25 carries (3.6 avg.)...Added 10 receptions for 77 yards (7.7 avg.)...**At Minnesota (Sept. 18):** Midway through the first quarter, partially blocked Jeff Locke's punt as the ball traveled just 3 yards to the Green Bay 46, giving the Packers their best field position of the evening to help set up their first score of the game (1-yard TD pass from Rodgers to WR Jordy Nelson)...**Vs. Dallas (Oct. 16):** Registered a career-high 10 catches for a career-best 98 yards (9.8 avg.), with six of the catches going for first downs. Had two kickoff returns for 64 yards (32.0 avg.), highlighted by a season-long 40-yard return in the fourth quarter...**Vs. Chicago (Oct. 20):** With injuries to RBs Eddie Lacy (ankle/injured reserve) and Starks (knee), made his first pro start at RB, finishing with 60 yards rushing on nine carries (6.7 avg.) and 10 catches for 66 yards (6.6 avg.). Matched his career high for catches, and is one of only four players in team history to register back-to-back games with 10-plus catches in a single season, joining WRs Don Hutson (1942), Sterling Sharpe (1993) and Davante Adams (2016). Became the first Packer to register 60-plus rushing yards and 10-plus receptions in a game since RB Vince Workman vs. Minnesota on Sept. 6, 1992...**Vs. Indianapolis (Nov. 6):** Started at RB and led the team with 53 rushing yards on seven carries (7.6 avg.), including a 24-yard run on Green Bay's opening offensive play...**Vs. Houston (Dec. 4):** Led the team with 40 rushing yards on just six carries (6.7 avg.), including a key 13-yard pickup on a third-and-1 at the Green Bay 11 late in the third quarter to keep a drive alive that was eventually capped off with a 32-yard TD pass from Rodgers to Nelson. Also had two receptions for 16 yards (8.0 avg.) and a 39-yard kickoff return out to the Green Bay 44 midway through the third quarter...**Vs. Seattle (Dec. 11):** Started at RB and led the team with 41 rushing yards on nine carries (4.6 avg.). Posted his first career rushing score, fighting through a host of tacklers for a 1-yard TD in the second quarter...**At Chicago (Dec. 18):** Started at RB and registered a career-high 162 yards and a career-best two TDs on just 16 carries (10.1 avg.), the best yardage output by a Packer since Gado ran for 171 yards vs. Detroit on Dec. 11, 2005. Dating back to 1960, his average of 10.1 yards per carry was the third highest (min. 15 carries) by a Green Bay player, trailing only Green (10.9 avg. vs. Dallas

on Oct. 24, 2004, and 10.9 vs. Denver on Dec. 28, 2003). Rushed for 123 yards on nine carries (13.7 avg.) in the first half, the most by a Packer since Green's 133-yard first-half output vs. Detroit on Sept. 9, 2001. Picked up seven first downs on the ground, the most by a Packer on the season, and recorded four runs of 10-plus yards. Became the first Packer to rush for two TDs in a game since Lacy did so vs. Minnesota on Oct. 2, 2014. Early in the second quarter, went off left tackle, first spinning off a tackle attempt by LB John Timu and then eluding a diving tackle attempt from S Adrian Amos as he took it down the left sideline for a 61-yard run to the Chicago 29. The run was the longest of his career and the longest by a Packer since Starks' 65-yard TD run vs. San Diego in 2015 in Week 6...**At Dallas (NFC Divisional, Jan. 15):** Started at RB and led the team with 47 yards rushing and two TDs on 11 carries (4.3 avg.). Became just the sixth player in team history to rush for two-plus TDs in a playoff game and the first since Grant (three vs. Seattle, Jan. 12, 2008). Added 34 yards receiving on six catches, highlighted by his 17-yard pickup on a screen out to the Green Bay 42 on the Packers' game-winning drive.

**2015:** Played in six games with three starts at WR, seeing action on offense and special teams...Caught 15 passes for 136 yards (9.1 avg.) and two TDs...Posted a 31.1-yard average on seven kickoff returns and rushed for 14 yards on three carries (4.7 avg.)...Missed eight contests due to an ankle injury (Weeks 8-15) before being placed on injured reserve on Dec. 21 for the final two regular-season games and both playoff contests...**At Chicago (Sept. 13):** Served as the primary kickoff returner, posting a 35.3-yard average on his three returns. Registered a 41-yard return to the Chicago 39 on his first career return and later added a career-long 46-yarder on the opening kick of the second half to help set up a Green Bay TD drive...**Vs. Seattle (Sept. 20):** Saw the first action of his career on offense, catching four passes for 37 yards (9.3 avg.). Three of the four catches came on Green Bay's go-ahead TD drive early in the fourth quarter, highlighted by a 17-yard grab. Also made a key play late in the first half when he drew a 52-yard pass-interference penalty on CB Richard Sherman as he streaked down the right sideline and made a leaping attempt for Rodgers' pass at the Seattle 35...**Vs. Kansas City (Sept. 28):** Saw significant action on offense (66 snaps) after Adams departed the game after just three plays due to an ankle injury. Caught two passes for 14 yards (7.0 avg.), highlighted by the first TD of his career, an 8-yard catch from Rodgers with just under 10 minutes remaining in the first quarter to give Green Bay a 7-0 lead. Was split out wide to the left against CB Marcus Cooper and made an inside move to gain separation before bouncing it back outside to make the grab from Rodgers and take it in for his first NFL score. Also posted a 32.0-yard average on two kickoff returns...**At San Francisco (Oct. 4):** Made the

## MULTIPLE 100-YARD RUSHERS IN SAME GAME

In the 2008 regular-season finale, two Packers topped 100 yards rushing, a feat which has been accomplished only twice by the team in the past 31 seasons. Ryan Grant (106) and DeShawn Wynn (106 yards) became the fifth pair in Packers history to accomplish the feat.

Multiple Packers players with 100 yards rushing in the same game:

Date	Opp	Players	Att	Yds
12/16/73	at ChiB	John Brockington MacArthur Lane	22 19	142 101
11/23/80	at Min.	Eddie Lee Ivery Gerry Ellis	24 15	145 101
12/01/85	TB	Eddie Lee Ivery Gerry Ellis	13 9	109 101
10/29/06	Ari.	Ahman Green Vernand Morency	21 11	106 101
12/28/08	Det.	Ryan Grant DeShawn Wynn	19 7	106 106



first start of his NFL career, opening as the third WR with Adams sidelined (ankle). Played 72 of 73 snaps and caught three passes for 15 yards (5.0 avg.). Also registered the first rushing attempts of his pro career, picking up 10 yards on two carries (5.0 avg.)....**Vs. St. Louis (Oct. 11):** Started for the second straight game as the third WR and caught a season-high four passes for a season-best 59 yards (14.8 avg.) and a TD. On Green Bay's opening drive, came across the middle and found himself wide open at the St. Louis 24, catching the pass from Rodgers and taking it the rest of the way down the middle for the career-long 31-yard TD on third down...**Vs. San Diego (Oct. 18):** Started as the third WR, posting two catches for 11 yards (5.5 avg.) and a 4-yard run, but left the game after sustaining an ankle injury on his 6-yard reception early in the second quarter that would sideline him for the remainder of the season...**2015 Draft:** Selected by the Packers in the third round with the No. 94 overall selection, the first wide receiver from Stanford to be drafted by Green Bay since Lofton in 1978 (first round, No. 6 overall). Became the first WR from Stanford to be selected in the first three rounds of the draft since Ed McCaffrey in 1991 (third round, N.Y. Giants).

**COLLEGE:** Played in 49 games with 26 starts and caught 172 passes for 2,125 yards (12.4 avg.) and 15 TDs...Added 334 rushing yards and four TDs on 39 carries (8.6 avg.)...Finished his career as the school's all-time leader in kickoff return yards with 2,493, besting Chris Owosu's mark (2,132, 2008-11)...Registered a 27.4-yard average on 91 career kickoff returns and a 19.8-yard average on 12 career punt returns...Posted 5,190 all-purpose yards in his career, the fourth most in school history behind Darrin Nelson, Glyn Milburn and Troy Walters...Earned his degree in political science...**Senior season (2014):** Appeared in 11 games with six starts, matching his career high with 61 catches for 604 yards (9.9 avg.) and three TDs...Missed the final two games of the season due to a shoulder injury...Posted a 25.2-yard average on 17 kickoff returns and also returned punts for the first time in his collegiate career, recording 12 returns for 238 yards (19.8 avg.) and two TDs...Added 144 rushing yards and a TD on 23 carries (6.3 avg.)...Earned second-team All-America honors as an all-purpose player from CBSSports.com and SI.com...Was a finalist for the Horning Award and was on the watch lists for the Maxwell Award and the Biletnikoff Award...Earned second-team All-Pacific-12 honors as a return specialist and honorable mention as a WR...On the first punt return of his career and his first touch of the season, took the return 60 yards for a TD vs. UC Davis (Aug. 30)...Added five catches for 77 yards (15.4 avg.) and a TD, becoming the first Stanford player with a receiving TD and a punt return TD in the same game since Drew Terrell did so in 2012 vs. Duke...Caught a career-high nine passes for 83 yards (9.2 avg.) and returned three kickoffs for 69 yards (23.0 avg.) vs. Southern California (Sept. 6), surpassing Owosu (2,132) in the game to become the all-time school leader in kickoff return yards...**Junior season (2013):** Played in all 14 games with 12 starts and posted a career-high 958 receiving yards and a career-best 10 TDs on 61 receptions (15.7 avg.)...Ranked No. 2 in the country with a 30.3-yard average on kickoff returns, earning first-team All-America honors as a kick returner from *Sporting News*, *USA Today*, SI.com, CBSSports.com, *Athlon*, the Football Writers Association of America and the American Football Coaches Association...Won the Johnny "The Jet" Award as the nation's return specialist of the year...Also ranked No. 2 in the nation with two TDs on kickoff returns...With 1,091 yards on kickoff returns, joined Owosu (1,167 yards in 2009) as the only players in school history with 1,000-plus yards on kickoff returns in a season...Finished with 2,208 all-purpose yards, good for No. 3 in program history...Registered 100-plus all-purpose yards in 11 of 14 games...

Was named first-team All-Pac-12 as a kickoff returner and second-team All-Pac-12 at WR...Added a career-best 159 rushing yards and two TDs on 13 carries (12.2 avg.)...Posted 290 all-purpose yards vs. Washington (Oct. 5), highlighted by a school-record 204 kickoff return yards...Returned the opening kickoff of the game 99 yards for a TD and later added a 68-yard return in the third quarter...Also recorded a 39-yard TD catch just before halftime...Racked up a career-high 296 all-purpose yards at Utah (Oct. 12), including a school-record-tying 100-yard kickoff return TD and eight receptions for 131 yards (16.4 avg.)...Registered a career-high 160 receiving yards and a career-best four TDs on five receptions (32.0 avg.) vs. California (Nov. 23) as the Cardinal clinched the Pac-12 North crown...Added a 31-yard rushing TD on Stanford's opening drive as he tied the single-game school record with five total TDs (Nelson, at Oregon State, 1981)...**Sophomore season (2012):** Played in 11 games with four starts, earning honorable mention All-Pac-12 recognition as a kickoff returner after averaging 26.6 yards on 11 returns...Six of his 11 returns went for 30-plus yards...Added 26 receptions for 213 yards (8.2 avg.)...Missed three games due to injury...Registered a season-high 155 all-purpose yards in the 54-48 OT win vs. Arizona (Oct. 6)...**Freshman season (2011):** Played in 13 games with four starts as a true freshman, serving as the Cardinal's primary kickoff returner and also contributing at WR...Posted a 25.2-yard average on 27 kickoff returns and caught 24 passes for 350 yards (14.6 avg.) and two TDs...Recipient of the Menlo-Atherton Trophy, which is given to the team's outstanding freshman...Posted a 96-yard return for a TD on a fourth-quarter kickoff at Washington State (Oct. 15), the first score of his career...Registered 87 receiving yards on five grabs (17.4 avg.) at Southern California (Oct. 29), highlighted by a season-long 62-yard catch in the 56-48 triple-OT win...Hauled in six passes for 77 yards (12.8 avg.) vs. Notre Dame (Nov. 26), including the first receiving TD of his career, an 11-yard pass from QB Andrew Luck that put the Cardinal up, 21-0, late in the first half of an eventual 28-14 win...Posted a season-high seven catches for a season-best 120 yards (17.1 avg.) vs. Oklahoma State (Fiesta Bowl, Jan. 2), highlighted by a 53-yard TD catch from Luck in the opening quarter for the first score of the game.

**PERSONAL:** Given name Ty Anthony Montgomery II...Born in Jackson, Miss. ...Married, wife's name is Remy...The couple has an infant son, Stone...**High school:** Was a *SuperPrep* All-Southwest region selection at St. Mark's School of Texas in Dallas...Was a two-time first-team All-Southwest Preparatory College choice...A four-year letterwinner, he registered 118 catches and 36 TDs during his career...Played WR, RB, QB, CB and S during his career, and also returned punts and kickoffs...Rushed for 823 yards on 93 carries (8.8 avg.) and added 10 TD catches as a senior...Participated in the Offense-Defense All-American Bowl Game and the Team USA All-American Game...Also lettered in basketball, baseball, lacrosse and track during his career, participating in the 100-meter, 200-meter, 4x100 and 4x200 events as well as the long jump...**Community involvement:** In April 2018, started his own foundation called "My 10 Percent"...The foundation focuses on developing fostered youth and raising awareness about the importance of fostering, as well as helping care for and protect those who have suffered from human trafficking...Along with his mother, Lisa, attended an event in Milwaukee to help advocate for the benefits of foster care...Is involved with Eye Heart World, a nonprofit organization dedicated to the fight against human trafficking...In April 2018, was a part of the Packers' annual Tailgate Tour, making scheduled and surprise visits to various communities in Wisconsin and Iowa...Residence: Dallas, Texas.

# TY MONTGOMERY'S PRO STATISTICS

		RUSHING							RECEIVING				
Year	Team	GP	GS	Att	Yds	Avg	Lg	TD	No	Yds	Avg	Lg	TD
2015	Green Bay	6	3	3	14	4.7	9	0	15	136	9.1	31t	2
2016	Green Bay	15	6	77	457	5.9	61	3	44	348	7.9	24	0
2017	Green Bay	8	5	71	273	3.8	37t	3	23	173	7.5	23	1
<b>NFL totals (three years)</b>		<b>29</b>	<b>14</b>	<b>151</b>	<b>744</b>	<b>4.9</b>	<b>61</b>	<b>6</b>	<b>82</b>	<b>657</b>	<b>8.0</b>	<b>31t</b>	<b>3</b>

## PLAYOFFS

		RUSHING							RECEIVING				
Year	Team	GP	GS	No	Yds	Avg	Lg	TD	Att	Yds	Avg	Lg	TD
2016	Green Bay	3	3	25	91	3.6	15	2	10	77	7.7	34	0

On injured reserve for Packers' two games during 2015 playoffs

## KICKOFF RETURNS

Year	Team	No	Yds	Avg	Lg	TD
2015	Green Bay	7	218	31.1	46	0
2016	Green Bay	18	366	20.3	40	0
2017	Green Bay	0	0	--	--	0
<b>NFL totals (three years)</b>		<b>25</b>	<b>584</b>	<b>23.4</b>	<b>46</b>	<b>0</b>

## PUNT RETURNS

Year	Team	No	FC	Yds	Avg	Lg	TD
2015	Green Bay	0	0	0	--	--	0
2016	Green Bay	0	0	0	--	--	0
2017	Green Bay	0	0	0	--	--	0
<b>NFL totals (three years)</b>		<b>0</b>	<b>0</b>	<b>0</b>	<b>--</b>	<b>--</b>	<b>0</b>

**Additional statistics:** Miscellaneous tackles — 1 in 2016, 1 in '16 playoffs. Fumbles-Lost — 2-1 in 2016.

**NFL debut:** at Chicago, 9/13/15

**First NFL start:** at San Francisco, 10/4/15

**First NFL touchdown:** vs. Kansas City, 9/28/15 (8-yard reception, A.Rodgers)

**First NFL 100-yard game:** at Chicago, 12/18/16 (162 yards)

## CAREER TRANSACTIONS

- 2015 Selected by Green Bay Packers in the third round (94th overall) of '15 NFL Draft, May 1...Signed first contract, May 21...Placed on injured reserve (ankle), Dec. 21.
- 2017 Placed on injured reserve (wrist), Dec. 1.

## MONTGOMERY'S SINGLE-GAME CAREER HIGHS

### Rushing

Attempts ..... 19, vs. Sea. (9/10/17)  
 Yards ..... 162, at Chi. (12/18/16)  
 Long. .... 61, at Chi. (12/18/16)  
 Touchdowns\* ..... 2, at Chi. (12/18/16)

### Receiving

Receptions ..... 10, vs. Dal. (10/16/16) and vs. Chi. (10/20/16)  
 Yards ..... 98, vs. Dal. (10/16/16)  
 Long. .... 31t, vs. StL (10/11/15)

**Total Offense** ..... 163, vs. Chi. (12/18/16)

### Kickoff Returns

Returns ..... 4, at Chi. (12/18/16)  
 Yards ..... 106, at Chi. (9/13/15)  
 Long. .... 46, at Chi. (9/13/15)

\* Posted two rushing TDs in '16 playoffs at Dallas, 1/15/17

## PACKERS WHO HAVE WON THE HEISMAN TROPHY

Year	Player	Pos.	School	In Green Bay
1941	Bruce Smith	B	Minnesota	1945-48
1956	Paul Hornung	B	Notre Dame	1957-62, 64-66
1990	Ty Detmer	QB	Brigham Young	1992-95
1991	Desmond Howard	WR	Michigan	1996, 99
1996	Danny Wuerffel	QB	Florida	2000
1997	Charles Woodson	CB	Michigan	2006-12

# TY MONTGOMERY GAME-BY-GAME

## 2015, GREEN BAY

Date	Opponent	GP/GS	—RUSHING—					—RECEIVING—					Total Offense
			No	Yds	Avg	Lg	TD	No	Yds	Avg	Lg	TD	
09/13	at Chi-W	1/0	0	0	--	--	0	0	--	--	0	0	37
09/20	Sea-W	1/0	0	0	--	--	0	4	37	9.3	17	0	14
09/28	KC-W	1/0	0	0	--	--	0	2	14	14.0	14	1	25
10/04	at SF-W	1/1	2	10	5.0	9	0	3	15	5.0	8	0	59
10/11	StL-W	1/1	0	0	--	--	0	4	59	14.8	31t	1	15
10/18	SD-W	1/1	1	4	4.0	4	0	2	11	5.5	6	0	
11/01	at Den-L		(inactive — ankle)										
11/08	at Car-L		(inactive — ankle)										
11/15	Det-L		(inactive — ankle)										
11/22	at Min-W		(inactive — ankle)										
11/26	Chi-L		(inactive — ankle)										
12/03	at Det-W		(inactive — ankle)										
12/13	Dal-W		(inactive — ankle)										
12/20	at Oak-W		(inactive — ankle)										
12/27	at Ari-L		(injured reserve — ankle)										
01/03	Min-L		(injured reserve — ankle)										
<b>*15 TOTALS</b>		<b>6/3</b>	<b>3</b>	<b>14</b>	<b>4.7</b>	<b>9</b>	<b>0</b>	<b>15</b>	<b>136</b>	<b>9.1</b>	<b>31t</b>	<b>2</b>	<b>150</b>
01/10	at Was-W		(injured reserve — ankle)										
01/16	at Ari-L		(injured reserve — ankle)										
<b>PLAYOFFS</b>													

\*NFC Wild Card Playoff; †NFC Divisional Playoff

## 2016, GREEN BAY

Date	Opponent	GP/GS	—RUSHING—					—RECEIVING—					Total Offense
			No	Yds	Avg	Lg	TD	No	Yds	Avg	Lg	TD	
09/11	at Jax-W	1/0	0	0	--	--	0	0	0	--	--	0	0
09/18	at Min-L	1/0	0	0	--	--	0	0	0	--	--	0	0
09/25	Det-W	1/0	1	-1	-1.0	-1	0	0	0	--	--	0	-1
10/09	NYG-W	1/0	1	1	1.0	1	0	0	0	--	--	0	1
10/16	Dal-W	1/0	3	6	2.0	6	0	10	98	9.8	15	0	104
10/20	Chi-W	1/1	9	60	6.7	30	0	10	66	6.6	13	0	126
10/30	at Atl-L		(inactive — illness)										
11/06	Ind-L	1/1	7	53	7.6	24	0	3	38	12.7	18	0	91
11/13	at Ten-L	1/0	3	9	3.0	5	0	2	11	5.5	8	0	20
11/20	at Was-L	1/0	4	17	4.3	7	0	3	27	9.0	10	0	44
11/28	at Phi-W	1/0	1	2	2.0	2	0	2	12	6.0	9	0	14
12/04	Hou-W	1/0	6	40	6.7	13	0	2	16	8.0	10	0	56
12/11	Sea-W	1/1	9	41	4.6	17	1	3	45	15.0	24	0	86
12/18	at Chi-W	1/1	16	162	10.1	61	2	2	1	0.5	2	0	163
12/24	Min-W	1/1	9	23	2.6	6	0	4	17	4.3	10	0	40
01/01	at Det-W	1/1	8	44	5.5	11	0	3	17	5.7	9	0	61
<b>*16 TOTALS</b>		<b>15/6</b>	<b>77</b>	<b>457</b>	<b>5.9</b>	<b>61</b>	<b>3</b>	<b>44</b>	<b>348</b>	<b>7.9</b>	<b>24</b>	<b>0</b>	<b>805</b>
01/08	NYG-W	1/1	11	27	2.5	9	0	3	41	13.7	34	0	68
01/15	at Dal-L	1/1	11	47	4.3	15	2	6	34	5.7	17	0	81
01/22	at Atl-L	1/1	3	17	5.7	10	0	1	2	2.0	2	0	19
<b>PLAYOFFS</b>		<b>3/3</b>	<b>25</b>	<b>91</b>	<b>3.6</b>	<b>15</b>	<b>2</b>	<b>10</b>	<b>77</b>	<b>7.7</b>	<b>34</b>	<b>0</b>	<b>168</b>

\*NFC Wild Card Playoff; †NFC Divisional Playoff; ‡NFC Championship

## 2017, GREEN BAY

Date	Opponent	GP/GS	—RUSHING—					—RECEIVING—					Total Offense
			No	Yds	Avg	Lg	TD	No	Yds	Avg	Lg	TD	
09/10	Sea-W	1/1	19	54	2.8	8	1	4	39	9.8	20	0	93
09/17	at Atl-L	1/1	10	35	3.5	7	1	6	75	12.5	23	1	110
09/24	Cin-W	1/1	12	35	2.9	8	0	8	15	1.9	5	0	50
09/28	Chi-W	1/1	5	28	5.6	11	0	0	0	--	--	0	28
10/08	at Dal-W		(inactive — ribs)										
10/15	at Min-L	1/1	10	28	2.8	7	0	1	3	3.0	3	0	31
10/22	NO-L	1/0	4	6	1.5	5	0	1	9	9.0	9	0	15
11/06	Det-L	1/0	5	33	6.6	9	0	1	18	18.0	18	0	51
11/12	at Chi-W	1/0	6	54	9.0	37t	1	2	14	7.0	7	0	68
11/19	Bal-L		(inactive — ribs)										
11/26	at Pit-L		(inactive — ribs)										
12/03	TB-W		(injured reserve — wrist)										
12/10	at Cle-W		(injured reserve — wrist)										
12/17	at Car-L		(injured reserve — wrist)										
12/23	Min-L		(injured reserve — wrist)										
12/31	at Det-L		(injured reserve — wrist)										
<b>*17 TOTALS</b>		<b>8/5</b>	<b>71</b>	<b>273</b>	<b>3.8</b>	<b>37t</b>	<b>3</b>	<b>23</b>	<b>173</b>	<b>7.5</b>	<b>23</b>	<b>1</b>	<b>446</b>


Ht: 6-6 Wt: 305

Born: December 11, 1993

NFL Games

Played/Started: 6/3

Acquired: D6-16



# Kyle MURPHY

Tackle  
Stanford

# 68

Third NFL Season | Third Packers Season

## PRO HIGHLIGHTS:

► Started the first three games of the season in 2017, opening one game at right tackle (Week 1) and two contests at left tackle (Weeks 2-3) before being placed on injured reserve (foot) on Sept. 26.

► Played in three games as a rookie in 2016, seeing limited action at right guard and as an extra lineman.

► Dressed and did not play in one other game in '16 and was inactive for the other 12 contests (healthy scratch). Also was inactive for all three postseason games.

► Selected by Green Bay in the sixth round of the 2016 NFL Draft with the No. 200 overall selection, becoming the first Stanford offensive lineman to be drafted by the Packers since C John Macaulay was chosen in the 11th round (No. 294 overall) in 1982.

**2017 SEASON:** Started the first three games of the season, opening two at LT and one at RT...Was placed on injured reserve (foot) on Sept. 26...**Vs. Seattle (Sept. 10):** Made his first career start in the NFL, opening at RT in place of an injured Bryan Bulaga (ankle). Played all 82 snaps, helping the offense rack up 26 first downs, the top mark by the Packers in a season opener since 2002 (29 vs. Atlanta), and a 39:13 time of possession, the best mark by Green Bay since Week 7 last season vs. Chicago (39:36). Helped protect QB Aaron Rodgers as he threw for 311 yards and a TD on 28-of-42 passing...**At Atlanta (Sept. 17):** Started for the second straight week, making his first career start at LT as he opened in place of an injured David Bakhtiari (hamstring). Played all 76 snaps, helping to protect Rodgers as he threw for 343 yards and two TDs on 33-of-50 passing...**Vs. Cincinnati (Sept. 24):** Started for the third straight game, opening at LT in place of an injured Bakhtiari. Helped to block for Rodgers as he posted his franchise-record fifth consecutive 300-yard passing game with 313 yards and three TDs with one INT on 28-of-42 passing (102.6 passer rating).

**2016:** Played in three games as a rookie, dressed, but did not play, in another and was inactive for the other 12 contests (healthy scratch)...Also was inactive for all three playoff games...**At Atlanta (Oct. 30):** Was on the 46-man gameday roster for the first time in his career, but did not see any action...**At Washington (Nov. 20):** Made his NFL debut when he took over at RG for the final series of the game, seeing four snaps of action...**At Philadelphia (Nov. 28):** Played one snap on offense, coming in as an extra lineman for a play late in the fourth quarter...**Vs. Houston (Dec. 4):** Appeared on three offensive plays as an extra blocker, including a fourth-and-2 play in the second quarter that was converted with a RB Christine Michael 5-yard run...**2016 Draft:** Selected by Green Bay in the sixth round with the No. 200 overall selection, becoming the first Stanford offensive lineman to be drafted by the Packers since Macaulay was chosen in the 11th round (No. 294 overall) in 1982.

## AT A GLANCE ...

- Started the first three games of the season in 2017, opening one game at right tackle (Week 1) and two contests at left tackle (Weeks 2-3) before being placed on injured reserve (foot) on Sept. 26.
- Became the first Green Bay offensive lineman to start games at both tackle positions in a season since Marshall Newhouse in 2011.
- Appeared in three games as a rookie in 2016, seeing limited action at right guard and as an extra lineman.
- Played in 54 games with 34 starts in four years at Stanford, earning first-team All-Pacific-12 honors from *The Associated Press* and serving as a team captain as a senior.
- Started all 27 games over his final two seasons with the Cardinal, opening games at both tackle spots (14 at LT, 13 at RT).
- Part of a Stanford class that made a bowl appearance all four years and won three Pac-12 titles (2012, 2013, 2015).

**COLLEGE:** Played in 54 career games with 34 starts in four years at Stanford, starting all 27 contests over his final two seasons (14 at LT, 13 at RT)...Member of an offensive line that finished in the top three among Pacific-12 teams in sacks allowed in all four of his seasons...Part of a Stanford class that made a bowl appearance all four years and won three Pac-12 titles (2012, 2013, 2015)...Appeared in three Rose Bowls as well, helping the Cardinal win two...Majored in science, technology and society (innovation, technology and organizations) at Stanford...**Senior season (2015):** Served as a team captain and started all 14 games at left tackle...Named third-team All-America by *Phil Steele's College Football*...Earned first-team All-Pac-12 honors from *The Associated Press* and *Phil Steele's College Football*...Was on the watch lists for the Outland Trophy and the Rotary Lombardi Award...Part of a team that scored 30 or more points in each of the final 13 games of the season...Blocked for RB Christian McCaffrey, who won Pac-12 Offensive Player of the Year and finished second in the Heisman Trophy voting after setting an FBS record with 3,864 all-purpose yards (2,019 rushing, 645 receiving, 130 on punt returns, 1,070 on kickoff returns)...Blocked for a team that rushed for 300-plus yards in three straight games for the first time in program history (325 at Oregon State, 314 vs. Arizona, 311 vs. UCLA)...**Junior season (2014):** Started all 13 games at right tackle...Selected second-team All-Pac-12 by *Phil Steele's College Football*...Part of an offensive line that ranked 18th nationally in tackles for a loss allowed (4.62 per game) and 42nd in sacks allowed (1.77 per game)...Blocked for QB Kevin Hogan, who finished No. 15 in the nation in completion percentage (65.9 percent), No. 24 in passing efficiency (145.8) and No. 25 in yards per pass attempt (7.93)...**Sophomore season (2013):** Played in 13 games at offensive tackle, making five starts...Also played in jumbo packages...Part of a team that won the Pac-12 and appeared in the Rose Bowl for the second consecutive season, marking the first back-to-back conference championships and Rose Bowl appearances for Stanford since 1970-71...Member of a line that helped the of-

VETERANS

Community

Admin & Coaches

Murphy

Draft & Free Agents

2017 Review

Records & History

Lambeau Field

Misc.



fense rank No. 22 in the country in rushing (207.4 yards per game), No. 11 in sacks allowed (1.14 per game) and No. 7 in tackles for a loss allowed (4.14 per game)...**Freshman season (2012):** Was one of three freshmen to play on the offensive line, joining G Joshua Garnett and T Andrus Peat...Played in 14 games with two starts...Followed Garnett as the first true freshmen offensive linemen to start at Stanford since 2000...Averaged 25 snaps a game as the Cardinal's "jumbo" tight end plus both offensive tackle positions during the course of the year...Wore two jersey numbers: No. 78 on the line of scrimmage and eligible No. 94 when off the line.

**PERSONAL:** Given name Kyle Neil Murphy...Born in Mission Viejo, Calif. ...His brother, Kevin, played at Harvard from 2008-11 and with the Minnesota Vikings in 2012-13...Worked two internships in college, the first with the San Jose Earthquakes in sales and marketing after his freshman year and then as a financial analyst with Bank of America/Merrill Lynch following his junior year...**High school:** Three-year varsity letterwinner in football at San Clemente (Calif.) High School, playing offensive tackle and defensive end...Named an All-American by *SuperPrep*,

*PrepStar* and *MaxPreps.com* and was listed as a five-star recruit by both *Rivals.com* and *Scout.com*...Rated as the third-best high school offensive tackle and 19th top overall recruit in the nation by *Rivals.com*...Also listed as the second-best recruit in California by *Rivals.com* and *SuperPrep*...Ranked as the fourth-best offensive tackle in the country by *Scout.com* and *ESPN.com*...Ranked as the top offensive lineman in the nation and 16th recruit overall by *SuperPrep*...Was a three-time All-South Coast Conference selection...Named Most Valuable Player of the South Coast Conference as a senior...Was a two-time All-Orange County selection by the *Orange County Register*...Participated in the 2012 U.S. Army All-American Bowl and received the Glenn Davis Award, given annually to a player on the West team who best epitomizes the U.S. Army's high standards of excellence in community service, education and athletic excellence...Was a Sea View League champion in the shot put in his only year in track and field...Also played volleyball for two years...**Community involvement:** Was involved with Read Across America in college and also visited a children's hospital in Long Beach, Calif. ...Residence: San Clemente, Calif.

**KYLE MURPHY'S PRO GAMES PLAYED/STARTED**

Year	Team	GP	GS
2016	Green Bay	3	0
2017	Green Bay	3	3
<b>NFL totals (two years)</b>		<b>6</b>	<b>3</b>

*Inactive for Packers' three games during 2016 playoffs*

**CAREER TRANSACTIONS**

- 2016 Selected by Green Bay Packers in the sixth round (200th overall) of '16 NFL Draft, April 30...Signed first contract, May 6.
- 2017 Placed on injured reserve (foot), Sept. 26.

**Additional statistics:** *Miscellaneous tackles — 1 in 2016.*

**NFL debut:** at Washington, 11/20/16  
**First NFL start:** vs. Seattle, 9/10/17

ALL-TIME TEAM, 1946		ALL-TIME TEAM, 1957	
Don Hutson	End	Don Hutson	End
Cal Hubbard	Tackle	Cal Hubbard	Tackle
Mike Michalske	Guard	Mike Michalske	Guard
Charley Brock	Center	Charley Brock	Center
Buckets Goldenberg	Guard	Buckets Goldenberg	Guard
Cub Buck	Tackle	Cub Buck	Tackle
Lavvie Dilweg	End	Lavvie Dilweg	End
Arnie Herber	Quarterback	Arnie Herber	Quarterback
Johnny Blood	Halfback	Johnny Blood	Halfback
Verne Lewellen	Halfback	Tony Canadeo	Halfback
Clarke Hinkle	Fullback	Clarke Hinkle	Fullback


Ht: 6-4 Wt: 262

Born: September 16, 1994

NFL Games

Played/Started: 7/0

Acquired: W-17 (Atl.)



# Chris ODOM

Linebacker  
Arkansas State

# 98

Second NFL Season | Second Packers Season

## PRO HIGHLIGHTS:

- One of three rookie free agents to make Green Bay's Week 1 roster in 2017 (CB Lenzy Pipkins, P Justin Vogel).
- Saw action in seven games on defense and special teams as a rookie, recording nine tackles (four solo), a tackle for a loss, a quarterback hit and a QB pressure.
- Claimed off waivers from the Atlanta Falcons in September 2017. Was originally signed by Atlanta as an undrafted free agent in May 2017.

**2017 SEASON:** Played in seven games, seeing time on defense and special teams...Recorded nine tackles (four solo), a tackle for a loss, a QB hit and a QB pressure...Was inactive for seven contests and dressed, but did not play, in two others...Claimed off waivers from the Atlanta Falcons on Sept. 2...**Vs. Seattle (Sept. 10):** Appeared on one play on special teams in his NFL debut...**Vs. Cincinnati (Sept. 24):** Saw the first defensive action of his NFL career, appearing on eight plays and posting two tackles (one solo) and a QB pressure...**Vs. New Orleans (Oct. 22):** Played a career-high 21 snaps on defense, posting a career-best three tackles (one solo)...**Vs. Detroit (Nov. 6):** Appeared on 11 plays on defense and posted three tackles (one solo), including a tackle for a loss, and a QB hit. Late in the fourth quarter, tackled T Brian Mihalik for a 4-yard loss after Mihalik hauled in a QB Matthew Stafford pass that had been deflected near the line of scrimmage by LB Kyler Fackrell...**Vs. Minnesota (Dec. 23):** Played 10 snaps on defense and registered a solo tackle...**2017 Draft:** Signed by the Atlanta Falcons as an undrafted free agent on May 1.

**COLLEGE:** Played in 49 games with 15 starts and registered 87 tackles (49 solo), 16½ sacks, two pass breakups, four forced fumbles and a school-record five blocked kicks...Majored in sport management...**Senior season (2016):** Earned first-team All-Sun Belt recognition after recording 53 tackles (28 solo), 12½ sacks, 17½ tackles for a loss and four forced fumbles...Was on the Hendricks Award watch list, an award named after Ted Hendricks that is given to college football's top defensive end...Named the Sun Belt Conference Defensive Player of the Week for his performance at Troy (Nov. 17) and at Texas State (Dec. 3)...**Junior season (2015):** Played in 11 games in a reserve role on the defensive line and on special teams, registering three tackles (one solo)...Recorded three blocked kicks to tie the third most in school history for a single season...

## AT A GLANCE ...

- One of three rookie free agents to make Green Bay's Week 1 roster in 2017 (CB Lenzy Pipkins, P Justin Vogel).
- Saw action in seven games on defense and special teams as a rookie, recording nine tackles (four solo), a tackle for a loss, a quarterback hit and a QB pressure.
- Claimed off waivers from the Atlanta Falcons in September 2017. Was originally signed by Atlanta as an undrafted free agent in May 2017.
- Earned first-team All-Sun Belt recognition as a senior in 2016 after registering 53 tackles (28 solo), 12½ sacks, 17½ tackles for a loss and four forced fumbles.
- Finished second in school history with five blocked kicks.

Tied for the fourth-most blocked kicks in a single game in school history with two blocks at Georgia State (Oct. 31)...**Sophomore season (2014):** Played in all 13 games at both defensive end and on the interior defensive line, making three starts...Finished the season with 14 tackles (12 solo), two tackles for a loss of 7 yards, a sack and two pass breakups...Posted at least one tackle in 10 contests, including each of the last four...Registered a tackle for a loss and a sack in the GoDaddy Bowl vs. Toledo (Jan. 4)...**Freshman season (2013):** Played in all 13 games in a reserve role on the defensive line, recording 17 tackles, 3½ tackles for a loss and three sacks...Sack total tied the third most on the team and 14th most in the Sun Belt Conference...Posted at least one tackle in 11 outings and multiple stops in five games.

**PERSONAL:** Born in Arlington, Texas...Father, Cliff, played 13 years in the NFL at linebacker with the Baltimore/Indianapolis Colts, Cleveland Browns and Miami Dolphins...Older brother, Clifton, played defensive back at Baylor...**High school:** Helped lead Martin High School (Arlington, Texas) to a 7-4 record and playoff appearance...Recorded 32 tackles, three tackles for a loss, and one pass defended as a senior and was a Class 5-3A all-district selection at defensive end...Also participated in track and field...Residence: Arlington, Texas.

VETERANS  
Community  
Admin & Coaches  
Draft & Free Agents  
2017 Review  
Records & History  
Lambeau Field  
Misc.

# CHRIS ODOM'S PRO STATISTICS

Year	Team	GP	GS	—Tackles—						Interceptions					Fumbles			
				Tot	Solo	Asst	Sk	Yds	No	Yds	Lg	TD	PD	FF	FR	Yds		
2017	Green Bay	7	0	9	4	5	0	0	0	0	0	0	0	0	0	0	0	0

NFL debut: vs. Seattle, 9/10/17

## CAREER TRANSACTIONS

- 2017 Signed by Atlanta Falcons as undrafted free agent, May 1...Waived by Falcons, Sept. 2...Claimed off waivers by Green Bay Packers, Sept. 3.

## ODOM'S SINGLE-GAME CAREER HIGHS

Tackles	
Total	3, vs. NO (10/22/17) and vs. Det. (11/6/17)
Solo	1, four times (last: vs. Min., 12/23/17)

# CHRIS ODOM GAME-BY-GAME

## 2017, GREEN BAY

Date	Opp	GP	GS	Tot	So	As	Sk	Yd	Int	Yd	Lg	TD	PD	FF	FR
09/10	Sea-W	1	0	0	0	0	0	0	0	0	0	0	0	0	0
09/17	at Atl-L	(did not play)													
09/24	Cin-W	1	0	2	1	1	0	0	0	0	0	0	0	0	0
09/28	Chi-W	1	0	0	0	0	0	0	0	0	0	0	0	0	0
10/08	at Dal-W	(inactive)													
10/15	at Min-L	1	0	0	0	0	0	0	0	0	0	0	0	0	0
10/22	NO-L	1	0	3	1	2	0	0	0	0	0	0	0	0	0
11/06	Det-L	1	0	3	1	2	0	0	0	0	0	0	0	0	0
11/12	at Chi-W	(inactive)													
11/19	Bal-L	(inactive)													
11/26	at Pit-L	(did not play)													
12/03	TB-W	(inactive)													
12/10	at Cle-W	(inactive)													
12/17	at Car-L	(inactive)													
12/23	Min-L	1	0	1	1	0	0	0	0	0	0	0	0	0	0
12/31	at Det-L	(inactive)													
'17 TOTALS		7	0	9	4	5	0	0	0	0	0	0	0	0	0

## GREEN BAY'S UNIQUE TRAINING-CAMP EXPERIENCE

The Packers are one of a growing number of teams who do not leave their regular-season practice facility during training camp. But beyond practice and meetings, the team does use a college setting to sleep, bunking at St. Norbert College in De Pere, a 10-minute drive from Lambeau Field.

The Packers' 61-year training-camp relationship with St. Norbert, launched in 1958 by head coach Scooter McLean, is the longest in league history. The Steelers (St. Vincent College, Latrobe, Pa., 1966-present) and Vikings (Minnesota State-Mankato, 1966-2017) are the only other teams with comparable training-camp tenures. The Packers' full list of training-camp sites, since Curly Lambeau launched the tradition in 1946:

- 1946-49 ..... Rockwood Lodge (Bayshore area, north of Green Bay)
- 1950 ..... Northland Hotel (Green Bay)
- 1951-53 ..... Grand Rapids, Minn.
- 1954-57 ..... University of Wisconsin-Stevens Point
- 1958-present ..... St. Norbert College, De Pere, Wis.

Ht: 6-3 Wt: 313

Born: July 30, 1993

NFL Games

Played/Started: 12/2

Acquired: FA-16



# Lucas PATRICK

Guard  
Duke

# 62

Second NFL Season | Second Packers Season

VETERANS

## PRO HIGHLIGHTS:

- ▶ Played in 12 games with two starts in 2017, opening at left guard in Week 4 vs. Chicago and at right guard in Week 17 at Detroit.
- ▶ Spent the entire 2016 season on Green Bay's practice squad.
- ▶ Was signed by the Packers as an undrafted free agent on June 1, 2016, after participating in Green Bay's rookie orientation camp that May on a tryout basis.

**2017 SEASON:** Played in 12 games with two starts (one at LG, one at RG), also seeing action on special teams...Was a healthy scratch in Week 1 vs. Seattle, missed two games (Weeks 12-13) due to a hand injury, and dressed, but did not play in Week 14 at Cleveland...**Vs. Chicago (Sept. 28):** Made his first NFL start, opening at LG with G Lane Taylor shifting to LT in place of an injured David Bakhtiari (hamstring). Played all 55 snaps and helped to block for QB Aaron Rodgers as he threw a season-high four TD passes on 18-of-26 passing for 179 yards...**At Minnesota (Oct. 15):** Played LG for the second half (38 snaps) in place of an injured Taylor (knee/ankle) and after Justin McCray moved to RT in place of an injured Bryan Bulaga (concussion)...**Vs. Baltimore (Nov. 19):** Played five snaps on special teams and saw defensive action for the first time in his NFL career, appearing on one snap at DT late in the fourth quarter...**Vs. Minnesota (Dec. 23):** Came in at RG on the second play from scrimmage after T Jason Spriggs sustained a knee injury and McCray moved from RG to RT. Played the final 66 snaps of the game at RG, helping to protect QB Brett Hundley as the line allowed just one sack on the evening...**At Detroit (Dec. 31):** Started at RG for the first time in his career, opening in place of an injured Jahri Evans (knee) and appearing on all 68 snaps.

**2016:** Was released by the Packers in the final roster reduction on Sept. 3 and then was signed to the practice squad the next day...Spent the entire season on Green Bay's practice squad...**2016 Draft:** Was signed by Green Bay as an undrafted free agent on June 1, 2016. Participated in Green Bay's rookie orientation camp in May on a tryout basis.

**COLLEGE:** Lettered four seasons for the Blue Devils, seeing action in 44 career games with 26 starts...Finished out his career at Duke with 21 consecutive starts at LG...Earned his degree in history...**Senior season (2015):** Started all 13 contests at LG, earning honorable mention All-Atlantic Coast Conference recognition from the Atlantic Coast Sports Media Association and the conference's coaches...Helped pave the way for an offense that averaged 192.9 rushing yards per game...Part of a line that ranked No. 6 in the nation for fewest tackles for a loss allowed per game (4.15, No. 2 in ACC) and allowed just 18 sacks on the season...Named to ESPN's All-Bowl Team after helping Duke post 536 yards of total offense in an overtime win vs. Indiana in the New Era Pinstripe Bowl (Dec. 26), the first bowl victory for the Blue Devils since 1961...Part of an of-

## AT A GLANCE ...

- Played in 12 games with two starts in 2017, opening at left guard in Week 4 vs. Chicago and at right guard in Week 17 at Detroit.
- Spent the entire 2016 season on Green Bay's practice squad. Was originally signed by the Packers as an undrafted free agent on June 1, 2016, after participating in Green Bay's rookie orientation camp that May on a tryout basis.
- Appeared in 44 career games with 26 starts at Duke, closing out his career with 21 consecutive starts at LG.
- Earned honorable mention All-Atlantic Coast Conference recognition from the Atlantic Coast Sports Media Association and the conference's coaches as a senior in 2015 after helping pave the way for an offense that averaged 192.9 rushing yards per game.

fensive line that blocked for three 100-yard rushers against the Hoosiers...**Junior season (2014):** Started 12 games at LG, missing one contest due to injury...Helped the offense become the first in school history to average 180-plus rushing yards and 210-plus passing yards per game...Blocked for QBs Anthony Boone and Thomas Sirk as they combined for 2,767 yards, 22 TDs and just eight INTs while completing 266 of 467 passes (57.0 pct.)...Part of an offensive line that blocked for RB Shaun Wilson as he broke a 20-year-old school record for rushing yards in a game with 245 yards and three TDs on 12 carries (20.4 avg.) during a 41-3 win vs. Kansas (Sept. 13)...**Sophomore season (2013):** Appeared in all 14 games with one start, helping the Blue Devils set school single-season records for total yards (5,966), points (459) and total first downs (298)...Also helped Duke to its first season with 25-plus passing and 25-plus rushing TDs...Member of Duke's first team to reach the ACC title game after securing the Coastal Division...His lone start on the season was at RT in the Chick-fil-A Bowl against Texas A&M in which Duke scored a school-record 48 points...Helped clear the way against the Aggies for Boone (427 passing yds.), RB Josh Snead (104 rushing yds.), WR Jamison Crowder (163 receiving yds.) and TE Braxton Deaver (116 receiving yds.) to give Duke its first-ever 300-yard passer, 100-yard rusher and two 100-yard receivers in a bowl game, and just the fourth game in school history...**Redshirt freshman season (2012):** Played in five games after spending the first eight weeks of the season recovering from ankle surgery...Part of an offense that produced two 1,000-yard receivers (Crowder and WR Conner Vernon each had 1,074), just the second pair in ACC history to accomplish the feat.

**PERSONAL:** Given name Lucas Carter Patrick...Born in Brentwood, Tenn. ...Engaged to be married...Extended family (uncle's father-in-law on his mother's side) includes former Green Bay RB Tom Moore (1960-65)...**High school:** Attended Brentwood (Tenn.) High School, lettering four years in football and three years in rugby and track...Played both guard and tackle...**Community involvement:** Volunteered at a youth camp/pizza party at the University of Wisconsin-Green Bay...Had lunch and did a Q&A session with students at the Challenge Academy in Fort McCoy, Wis. ...Residence: Portland, Ore.

Community

Admin & Coaches

Patrick

Draft & Free Agents

2017 Review

Records & History

Lambeau Field

Misc.



# LUCAS PATRICK'S PRO GAMES PLAYED/STARTED

Year	Team	GP	GS
2017	Green Bay.....	12	2

**NFL debut:** at Atlanta, 9/17/17  
**First NFL start:** vs. Chicago, 9/28/17

## CAREER TRANSACTIONS

- 2016 Signed by Green Bay Packers as undrafted free agent, June 1...Waived by Packers, Sept. 3...Signed by Packers to practice squad, Sept. 4.
- 2017 Re-signed by Packers, Jan. 24.
- 2018 Re-signed by Packers as exclusive-rights free agent, April 17.

## PACKERS WHO HAVE PUNTED, 1970-2017

Foot	Name	Years	No	Yds	Avg	LG	B	Foot	Name	Years	No	Yds	Avg	LG	B
R	Dale Livingston	1970	6	199	33.2	52	0	R	Sean Landeta	1998	65	2,788	42.9	72	0
R	Ken Duncan	1971	6	216	36.0	47	0	L	Chris Hanson	1999	4	157	39.3	44	0
R	Ron Widby	1972-73	121	5,128	42.4	64	2	R	Louie Aguiar	1999	75	2,954	39.4	64	0
R	Paul Staroba	1973	12	373	31.1	49	0	R	Ryan Longwell	1999-2000, '03	4	107	26.8	30	0
L	Randy Walker	1974	69	2,648	38.4	58	0	R	Josh Bidwell	2000-03	308	12,659	41.1	68	0
R	Steve Broussard	1975	29	922	31.8	51	3	R	Bryan Barker	2004	66	2,644	40.1	64	0
R	David Beverly	1975-80	495	18,785	37.9	65	2	L	B.J. Sander	2005	64	2,508	39.2	53	0
R	Chester Marcol	1980	1	33	33.0	33	0	R	Ryan Flinn	2005	6	218	36.3	42	0
R	Ray Stachowicz	1981-82	124	5,017	40.5	72	2	R	Jon Ryan	2006-07	144	6,403	44.5	72	2
L	Bucky Scribner	1983-84	154	6,465	42.0	70	1	R	Derrick Frost	2008	48	2,021	42.1	65	0
L	Joe Prokop	1985	56	2,210	39.5	66	0	L	Jeremy Kapinos	2008-09	83	3,558	42.9	58	1
R	Don Bracken	1985-90	368	14,602	39.7	65	5	R	Tim Masthay	2010-15	390	17,233	44.2	71	3
R	Bill Renner	1986-87	35	1,334	38.1	50	3	R	Jacob Schum	2016	56	2,420	43.2	65	0
R	Paul McJulien	1991-92	122	4,859	39.8	67	2	R	Justin Vogel	2017	71	3,155	44.4	62	0
R	Bryan Wagner	1992-93	104	4,396	42.3	60	0								
R	Craig Hentrich	1994-97	289	12,355	42.8	70	2								

NOTE: Does not include Donny Anderson, who punted in 1966-69 seasons, in addition to 1970-71.

Ht: 6-3 Wt: 265

Born: April 12, 1990

NFL Games

Played/Started: 72/39

Acquired: D1-12



# Nick PERRY

# 53

Linebacker  
Southern California

Seventh NFL Season | Seventh Packers Season

VETERANS

## PRO HIGHLIGHTS:

▶ Played in 12 games with 11 starts in 2017 and posted 44 tackles (28 solo), seven sacks (No. 2 on the team), eight tackles for a loss (No. 4 on the team), a forced fumble, a fumble recovery, a team-best 16 QB hits, a team-high 22 QB pressures and a pass defended.

▶ Registered a career-high three sacks at Chicago in Week 10 last season, becoming the first Packer to post three-plus sacks in a game since LB A.J. Hawk had three at Baltimore on Oct. 13, 2013.

▶ Saw action in 14 games with 12 starts in 2016 and led the team with a career-high 11 sacks, which was tied for No. 8 in the NFL. Also posted a career-best 60 tackles (43 solo), 15 QB hits (No. 2 on the team), four passes defended and the first interception of his career.

▶ Posted a half-sack or more in 10 games during the 2016 season, tied for No. 2 in the league.

▶ Registered a sack in the 2016 postseason, giving him seven career postseason sacks to rank No. 3 in franchise history (since 1982) behind Clay Matthews (11) and Reggie White (eight).

▶ Since entering the league in 2012, his seven postseason sacks are the most in the NFL over that span.

▶ Played in 14 games with one start in 2015 and recorded 35 tackles (23 solo), 3½ sacks, a forced fumble, seven QB pressures, a QB hit and a pass defended. Also played in both postseason games and recorded eight tackles (six solo), two QB hits, four pressures and a forced fumble, and tied the franchise single-postseason record with 3½ sacks (Matthews, 2010).

▶ Started four of a career-high 15 games played in 2014, recording 24 tackles (21 solo), three sacks, six pressures, a QB hit, a forced fumble, a fumble recovery and a career-high two passes defended.

▶ Appeared in both playoff contests in '14, including his first postseason start, and finished No. 3 on the team with 1½ sacks.

▶ Top draft choice who made the transition from playing defensive end in college to stand-up outside linebacker at the pro level. Battled injuries in each of his first two seasons (2012-13), but was productive when healthy, tallying six sacks and three forced fumbles in his first 17 professional contests.

▶ Drafted by the Packers with the No. 28 overall selection in the first round of the 2012 NFL Draft. Became the fifth first-round pick out of the University of Southern California in team history, joining Al Carmichael (1953), Ken Reuttgers (1985), John Michels (1996) and Matthews (2009).

▶ Re-signed with the Packers as an unrestricted free agent on March 9, 2017.

**2017 SEASON:** Played in 12 games with 11 starts (seven at ROLB and four at LOLB) and posted 44 tackles (28 solo), seven sacks (No. 2 on the team), eight tackles for a loss (No. 4 on the team), a forced fumble, a fumble

## AT A GLANCE ...

- Leads the Packers with 18 sacks over the last two seasons. Has registered a two-sack game in each of the last five seasons (2013-2017), the only Packer to do so over that span.
- Played in 12 games with 11 starts in 2017 and finished No. 2 on the team with seven sacks, No. 4 on the team with eight tackles for a loss and led the team in both QB hits (16) and QB pressures (22).
- Appeared in 14 games with 12 starts in 2016 and led the team with a career-high 11 sacks, which was tied for No. 8 in the NFL. Also posted a career-best 60 tackles (43 solo), 15 QB hits (No. 2 on the team), four passes defended and the first INT of his career.
- His seven career postseason sacks rank No. 3 in franchise history (since 1982) behind LB Clay Matthews (11) and DE Reggie White (eight). Since entering the league in 2012, ranks No. 1 in the NFL with seven sacks in the playoffs over that span.
- Tied the franchise record for sacks in a single postseason (Matthews, 2010) with 3½ in the 2015 playoffs.
- Named first-team All-Pacific-12 and second-team All-America (CBSSports.com) as a junior at Southern California in 2011 after registering a team-high and career-best 9½ sacks. Was one of six finalists for the Hendricks Award, a distinction given to the nation's top defensive end.

recovery, a team-best 16 QB hits, a team-high 22 QB pressures and a pass defended...Missed four games due to injuries (Week 3, hand; Week 14, shoulder; and Weeks 16-17, ankle/shoulder)...Was placed on injured reserve (ankle/shoulder) on Dec. 30...**Vs. Seattle (Sept. 10):** Recorded seven tackles (three solo), two tackles for a loss, 1½ sacks, a pass defended, six QB pressures and four QB hits. It marked his third straight regular-season game with at least one sack and gave him 4½ sacks over his past three games. On Seattle's third play from scrimmage, knocked back LT Rees Odhiambo to get to QB Russell Wilson as he brought him down for a 6-yard sack on third down. Beat Odhiambo on Seattle's opening play of the second half as he teamed with DT Mike Daniels to sack Wilson for a 10-yard loss...

**At Atlanta (Sept. 17):** Finished with four tackles (three solo), three QB hits and two QB pressures...**Vs. Chicago (Sept. 28):** Played with a club on his injured hand and posted four tackles (three solo), a QB hit and a QB pressure...**At Dallas (Oct. 8):** Finished with three tackles (two solo), a sack, a forced fumble, a fumble recovery, two QB pressures and a QB hit. On the final play of the first half, beat T Tyrion Smith to sack QB Dak Prescott and force a fumble, one that was recovered by the Cowboys. Was credited with a fumble recovery on the final play of the game when he picked up a lateral thrown by TE Jason Witten...

**Vs. New Orleans (Oct. 22):** Registered three tackles (two solo) and a sack. Late in the first half, bowled over T Terron Armstead and drilled QB Drew Brees for a 7-yard sack...**Vs. Detroit (Nov. 6):** Recorded three tackles (all solo), a tackle for a loss, and a half-sack. Early in the third quarter, made an inside move to beat T Rick Wagner as he got to QB Matthew Stafford with DE Dean Lowry for a shared 8-yard sack...**At Chicago (Nov. 12):** Registered a career-high three sacks, becoming the first Packer to post three-plus sacks in a game since Hawk had three at Baltimore on Oct. 13, 2013. In the second quarter, posted

Community

Admin & Coaches

Perry

Draft & Free Agents

2017 Review

Records & History

Lambeau Field

Misc.

two of his sacks in a three-play span, bringing down QB Mitchell Trubisky for a 5-yard loss on first down and then again for a 2-yard loss on third down to force a Chicago punt. Posted his third sack of the afternoon when he chased down Trubisky for an 8-yard loss late in the third quarter. It marked the fifth straight season that he had posted two-plus sacks in a game, the only Green Bay player to do so since 2013...Finished with six tackles (all solo) and a QB pressure...**Vs. Baltimore (Nov. 19):** Posted an assisted tackle, a team-best five QB hits and two QB pressures...**At Pittsburgh (Nov. 26):** Led the team with four QB pressures along with two tackles (both assisted) and a QB hit...**Vs. Tampa Bay (Dec. 3):** Posted a season-high eight tackles (five solo), a team-best three QB pressures and a QB hit.

**2016:** Played in 14 games with 12 starts and led the team with a career-high 11 sacks (tied for No. 8 in the NFL)...Posted a half-sack or more in 10 games on the season, tied for No. 2 in the league...Registered a career-high 60 tackles (43 solo) and led the team in tackles for a loss (15) and QB pressures (17)...Ranked No. 2 on the team in QB hits (15)...Also had an interception and four passes defended...Part of a run defense that ranked No. 8 in the league in rushing yards allowed per game (94.7) and No. 7 in runs of 10-plus yards allowed (37)...Played in all three postseason games and posted seven tackles (all solo), a sack, four QB hits (tied for team lead), three QB pressures and a pass defended...Played with a club cast on his injured hand for the final two regular-season contests and all three postseason games...

**At Jacksonville (Sept. 11):** Finished with three tackles (all solo), a sack, a team-high four QB pressures and a team-leading four QB hits. With the Packers leading, 27-20, in the fourth quarter, brought down QB Blake Bortles for a 2-yard sack on third-and-11 with just over six minutes remaining to force the Jaguars to settle for a 50-yard FG from K Jason Myers. Added a tackle for a loss early in the fourth quarter, stopping RB T.J. Yeldon for a 2-yard loss on a run up the middle...**At Minnesota (Sept. 18):** Recorded five tackles (one solo), a half-sack, three pressures and two QB hits. Shared a 9-yard sack with LB Julius Peppers on a third-and-11 in the fourth quarter, knocking back T Matt Kalil on his way to the 9-yard sack of QB Sam Bradford...

**Vs. Detroit (Sept. 25):** Posted a season-high two sacks, with both coming in the fourth quarter...The first came on a third-and-6 at the Green Bay 24 when he beat LT Taylor Decker to bring down Stafford for an 8-yard loss as the Lions were forced to settle for a FG. Chased down Stafford on the next series for a zero-yard sack on a third-and-19 to force a Detroit punt. Brought down RB Theo Riddick for a 6-yard loss on a first-quarter run. Two plays later, tackled Riddick again for a 3-yard loss on another run. Finished with nine tackles (eight solo), matching his career high set vs. San Francisco (Sept. 9, 2012), and added a QB hit and a pressure...**Vs. N.Y. Giants (Oct. 9):** Registered a sack, marking his fourth straight game with at least a half-sack, the first time in his career that he had accomplished that feat. Midway through the third quarter, blew by LT Ereck Flowers and drilled QB Eli Manning for a 6-yard loss. Finished with four tackles (three solo), three pressures and three QB hits...**Vs. Chicago (Oct. 20):** Finished with six tackles (five solo), a sack, two pressures and the first interception of his career. Midway through the third quarter, chased down QB Matt Barkley and tripped him up for a 10-yard sack. On Chicago's final offensive play, made an over-the-shoulder interception of a Barkley pass that was affected by a hit from DE/LB Datone Jones. Became the first Green Bay LB to register a sack and an interception in the same game since LB Clay Matthews did so at the N.Y. Giants on Dec. 4, 2011...**Vs. Indianapolis (Nov. 6):** Posted three tackles (all assisted), a half-sack and three QB pressures. Fought off a block from T Anthony Castonzo to

register a shared sack of QB Andrew Luck with S Ha Ha Clinton-Dix for a 6-yard loss on a third down in the second quarter...**At Washington (Nov. 20):** Finished with six tackles (four solo), a sack and a QB hit. On the Redskins' opening drive, fought off a block from T Morgan Moses to bring down QB Kirk Cousins for an 8-yard sack on third down to force a Washington punt...**At Philadelphia (Nov. 28):** Registered four tackles (all solo), a sack and a pass defended. Midway through the third quarter, got a hand up to deflect QB Carson Wentz's pass intended for WR Dorial Green-Beckham on third down, forcing the Eagles to settle for a FG. Late in the fourth quarter, shed a block from T Jason Peters to get to Wentz for an 11-yard sack...**Vs. Houston (Dec. 4):** Injured his hand on the opening drive. Later returned to the game with a club cast, but was limited to 12 snaps on the afternoon, finishing with four tackles (three solo)...**Vs. Minnesota (Dec. 24):** Playing with a club cast on his injured hand, led the team with two sacks, his second two-sack game of the season. Late in the fourth quarter, fought off a block from T Jeremiah Sirles to bring down Bradford for a 4-yard loss. On the next series, closed the game out with an 11-yard sack, blowing by T.J. Clemmings to get to Bradford. It was the fifth two-sack game of his career and his second one against Minnesota (Week 5 in 2014)...**At Detroit (Jan. 1):** Registered a sack, two QB hits and a pressure. Midway through the third quarter, blew by T Corey Robinson to sack Stafford for a 3-yard loss on third down and force a Detroit punt...**At Dallas (NFC Divisional, Jan. 15):** Registered four tackles (all solo), a sack, two QB hits, a QB pressure and a pass defended. Early in the fourth quarter, fought off a block from Smith to chase down Prescott for a 5-yard sack. With less than a minute remaining and the Packers leading, 31-28, got both hands up to knock down Prescott's short pass intended for WR Dez Bryant on third-and-2 as the Cowboys were forced to settle for a game-tying 52-yard FG.

**2015:** Played in 14 games with one start and recorded 35 tackles (23 solo), 3½ sacks, a forced fumble, seven QB pressures, a QB hit and a pass defended...Was inactive for two games (shoulder/hand)...Also played in both postseason games and recorded eight tackles (six solo), a team-high 3½ sacks, two QB hits, four pressures and a forced fumble...His 3½ sacks tied the franchise record for a single postseason, matching Matthews' mark set in the 2010 playoffs...**Vs. Seattle (Sept. 20):** Posted a season-high five tackles (three solo). On Seattle's opening drive, came from his ROLB spot to drop RB Marshawn Lynch in the backfield for a 3-yard loss at the Seattle 5 to force a punt...**Vs. Kansas City (Sept. 28):** Made his lone start of the season, opening at LOLB and playing 33 snaps. Posted his first sack of the season when he blew past T Donald Stephenson and punched the ball out of QB Alex Smith's hand on the 6-yard sack, a fumble that was recovered by the Chiefs. Midway through the third quarter, came off the right side and walked Stephenson back to force Smith out of the pocket as he scrambled to his left and was picked off by CB Sam Shields at the Kansas City 19 to set up a Green Bay TD. Finished with two tackles (one solo) and a QB pressure...**At San Francisco (Oct. 4):** On a first-and-goal for San Francisco at the Green Bay 5 in the second quarter, blew past T Joe Staley to sack QB Colin Kaepernick for a 10-yard loss and help force the 49ers to settle for a field goal. Posted his second sack on the afternoon early in the fourth quarter when he brought Kaepernick down for a 2-yard loss after he stepped up in the pocket...**Vs. St. Louis (Oct. 11):** Played 12 snaps before departing in the second quarter due to a shoulder injury, and did not return. Shared a 7-yard sack of QB Nick Foles with Matthews midway through the first quarter...**At Carolina (Nov. 8):** Was tied for the lead among LBs with seven tackles (five solo), adding a pass defended. Avoided a block from TE Ed

Dickson on an end-around run by WR Corey Brown early in the second quarter, reading the play and dropping Brown for a 12-yard loss... **At Oakland (Dec. 20):** Was tied for the team lead with three QB pressures and added a QB hit...

**At Washington (NFC Wild Card, Jan. 10):** Registered four tackles (two solo), a team-high 2½ sacks and three QB hits. Joined White (three sacks vs. New England, Jan. 26, 1997) as the only Packers in team history to register 2½ sacks or more in a playoff game. Early in the fourth quarter, made an inside move on LT Trent Williams and then shook off a block from G Spencer Long to get to QB Kirk Cousins for a shared 9-yard sack with Matthews. Later in the quarter, beat Williams again to bring down Cousins for a 6-yard sack on fourth down. Got past Williams one more time late in the fourth quarter for a 9-yard sack of Cousins... **At Arizona (NFC Divisional, Jan. 16):** Recorded four tackles (two solo), a sack, two pressures and a forced fumble. Midway through the first quarter, came through unblocked from his ROLB spot and drilled QB Carson Palmer for a 5-yard sack, also forcing a fumble that Palmer recovered at the Green Bay 13. Brought his career sack total in the postseason to six, good for No. 3 in team history behind only Matthews (10) and White (eight).

**2014:** Played in a career-high 15 games with four starts and registered 24 tackles (21 solo), three sacks, a forced fumble, a fumble recovery, a QB hit, six pressures and a pass defended... Also played in both playoff contests with one start and posted seven tackles (six solo) and 1½ sacks... **At Detroit (Sept. 21):** Registered a season-high four tackles (two solo)... **Vs. Minnesota (Oct. 2):** Posted three tackles (all solo) and matched his career high to that point with two sacks (vs. Detroit, Oct. 6, 2013). Bull-rushed RT Phil Loadholt on his 9-yard sack of QB Christian Ponder on a third-and-7 from the Minnesota 16. Came off the right end and eluded Kalil before pushing aside G Charlie Johnson to make his second sack on Ponder, a 1-yard loss late in the fourth quarter... **Vs. Carolina (Oct. 19):** Posted a sack, a QB hit and two pressures. On a third-and-5 in the first quarter, beat RT Nate Chandler and then wrapped up QB Cam Newton for a 12-yard sack... **Vs. Chicago (Nov. 9):** Started his first game of the season, opening at ROLB opposite Peppers with Matthews starting on the inside for the first time in his career. Appeared on 37 snaps and finished with two tackles (one solo) and a pressure... **Vs. Philadelphia (Nov. 16):** Started at ROLB for the second straight week and posted the first fumble recovery of his career. On the Eagles' opening drive of the second half, dove on a fumble by QB Mark Sanchez at the Green Bay 45 after Sanchez wasn't able to make a clean handoff to RB LeSean McCoy... **At Buffalo (Dec. 14):** Played 18 snaps and registered two solo tackles and a pass defended. Departed early in the third quarter due to a shoulder injury, but later returned to action. Forced an incompletion when he got a piece of a QB Kyle Orton pass early in the fourth quarter... **Vs. Detroit (Dec. 28):** Started at ROLB, posting three tackles (all solo) and a forced fumble... **Vs. Dallas (NFC Divisional, Jan. 11):** Led the team with 1½ sacks. His sacks came on back-to-back plays, the first one coming on the final play of the third quarter when he beat Smith to get to QB Tony Romo for an 8-yard loss. On the next play, fought off Smith to bring down Romo in the pocket for a shared 5-yard sack with DT Mike Daniels... **At Seattle (NFC Championship, Jan. 18):** Started at ROLB and played 40 snaps, finishing with three solo tackles and a QB hit.

**2013:** Showed progress as a pass rusher and an increased comfort level with his role in the scheme in the season's early going, starting four of the first five games before suffering a foot injury at Baltimore in Week 6 that shelved him for Weeks 7-9... Returned in Week 10 vs. Phil-

adelphia, but was hampered by the injury and was again sidelined for Weeks 11-12 before returning to play the final five games and the team's playoff contest... Was productive when healthy and by season's end had posted career highs in starts (six), tackles (42), solo tackles (22), sacks (four), forced fumbles (three) and passes defended (one)... His forced-fumble total tied Matthews for the team lead... Due to injuries at the position, played extensively in the team's Wild Card playoff contest, recording the first postseason sack of his career... **Vs. Detroit (Oct. 6):** Appeared on 39 defensive plays and delivered his most impactful performance as a pro to that point, earning one of the defensive game balls after tallying five tackles (three solo, two for a loss), a career-high two sacks and a forced fumble during the game. On his first sack, ripped his way underneath LT Riley Reiff to drop Stafford for a 7-yard loss. His second sack included the forced fumble when he again fought past Reiff and stripped Stafford, though the ball was recovered by the Lions for a 9-yard loss... **At Baltimore (Oct. 13):** Started at ROLB with Matthews sidelined due to a thumb injury, finishing with six tackles (five solo), a sack and a forced fumble. The sack came just before halftime when he got past LT Eugene Monroe and stripped QB Joe Flacco of the ball from behind. The ball was recovered by DE Datone Jones, who managed a 20-yard return to set up a 31-yard FG by K Mason Crosby on the final play of the first half. Suffered a foot injury during the game that forced him out of action for the ensuing three games... **At Detroit (Nov. 28):** Returned to practice during the week and was back in the lineup for his first-ever professional contest in his hometown. Posted seven tackles (two solo), including a sack that caused a forced fumble and was returned for a TD. On the sack, beat Reiff around the corner and stripped Stafford at the Detroit 12-yard line. The ball caromed backward before being picked up by S Morgan Burnett at the 1 and carried into the end zone for the score... **Vs. San Francisco (NFC Wild Card, Jan. 5):** Made his post-season debut and was pressed into extended action after fellow LB Mike Neal suffered a knee injury on the 49ers' fifth offensive snap and did not return. Appeared on 59 defensive plays and posted six tackles (four solo) and the first playoff sack of his career. The sack came in the third quarter when he ran a twist to the inside and slipped through a crease between the C and LG to drop Kaepernick for an 8-yard loss.

**2012:** Was plugged in at LOLB in the team's rookie minicamp following the draft and remained there all the way into the regular season... Undertook the difficult task of transitioning from playing down as a 4-3 defensive end in college to a stand-up OLB in the Packers' 3-4 front... Started five of the first six games at LOLB and made 29 tackles (18 solo) and two sacks... Suffered a wrist injury early in the season and attempted to play through it with a soft cast... Was later sidelined by a knee injury in the team's Week 6 contest at Houston, after which he received a second opinion on his wrist and underwent season-ending surgery... Was placed on injured reserve on Nov. 7... **Vs. San Francisco (Sept. 9):** Made his NFL debut as the starter at LOLB, and was tied for second on the defense with a career-high nine tackles (seven solo)... **At Seattle (Sept. 24):** Started at LOLB and tallied eight tackles (two solo) and his first career sack. Sack came in the third quarter when he chased down Wilson for a 19-yard loss, forcing a third-and-32 on a drive that ultimately ended with a punt... **At Indianapolis (Oct. 5):** Did not start, but saw his snaps split almost evenly with Walden and finished with seven tackles (four solo) and a sack. Came free off the left side and delivered a jarring hit to QB Andrew Luck, knocking the ball loose on what was initially an 8-yard loss. The play was flagged as officials ruled that he led with the crown of his helmet on the hit and a 15-yard unnecessary-roughness penalty was enforced, nullifying the



fumble and lost yardage...**At Houston (Oct. 14):** Started and appeared on 10 plays, making a solo tackle. Suffered a knee injury early in the second quarter and did not return...**2012 Draft:** Selected by the Packers with the No. 28 overall selection in the first round.

**COLLEGE:** A three-year letterman and a two-year starter, he appeared in 37 games during his three seasons (22 starts) and totaled 103 tackles (62 solo), 21½ sacks, six passes defended, five forced fumbles and two fumble recoveries for the Trojans...Majored in economics...**Junior season (2011):** Started all 12 games at DE and led the team with a career-high 9½ sacks...His sack total was tied for No. 14 nationally and led the Pacific-12...Finished the season with 54 tackles (31 solo), including a team-high 13 for a loss, three passes defended, three forced fumbles and a fumble recovery...Was one of six finalists for the Hendricks Award, which is given to the country's top defensive end...Was named first-team All-Pac-12 and was a second-team All-America selection by CBSSports.com... Also earned all-conference honors from CBSSports.com, ESPN.com, CollegeFootballNews.com and *Phil Steele's College Football*...Won USC's 2011 Defensive Lineman of the Year award...**Sophomore season (2010):** Played in 12 games with nine starts at DE, missing the season opener at Hawai'i with a sprained ankle...Posted 25 tackles (15 solo), including 7½ for a loss, four sacks, three passes defended, two forced fumbles and a fumble recovery on the season...**Redshirt freshman season (2009):** Appeared in all 13 contests with one start at DE as a redshirt freshman and led the team with eight sacks...Finished the season with 24 tackles (16 solo), including nine tackles for a loss...Was

named a first-team Freshman All-American by the Football Writers Association of America, *Sporting News*, *Phil Steele's College Football* and *CollegeFootballNews.com*... Earned Pac-10 All-Freshman Team recognition from ESPN.com and *Sporting News*.

**PERSONAL:** Given name Nicholas Joel Perry...Born in Detroit...Married, wife's name is Audrianna...The couple has a son, Nicholas Jr. ...Uncle, Gilvanni Johnson, played wide receiver at the University of Michigan from 1982-85... Worked at the USC administration office the summer before his junior year, doing programming and data entry...**High school:** Recorded a state-record 36 sacks and 147 tackles as a senior at Martin Luther King High in Detroit, helping lead the team to a 14-0 mark and a state championship... His honors that season included first-team All-USA by *USA Today*, *Parade* All-American, *PrepStar* All-American, first-team All-American from EA Sports and All-Midwest from *SuperPrep*...Earned first-team all-state recognition... Named all-metro, all-city and Dream Team MVP by *Detroit News*...Also played tight end as a senior, catching 14 passes for 310 yards (22.1 avg.) and eight TDs...Attended Mackenzie High in Detroit for his first three seasons of high school before the school closed, earning all-metro and all-city honors as a junior when he registered 75 tackles and 11 sacks...Also lettered twice in basketball...**Community involvement:** Spoke to De Pere elementary students as part of a "Fuel Up to Play 60" event...Signed autographs to raise money for The Salvation Army...Has spoken to kids at schools in Detroit and to youth football teams in the area... Residence: De Pere, Wis.

**NICK PERRY'S PRO STATISTICS**

Year	Team	—Tackles—							Interceptions					Fumbles			
		GP	GS	Tot	Solo	Asst	Sk	Yds	No	Yds	Lg	TD	PD	FF	FR	Yds	
2012	Green Bay	6	5	29	18	11	2	27	0	0	0	0	0	0	0	0	0
2013	Green Bay	11	6	42	22	20	4	29	0	0	0	0	1	3	0	0	
2014	Green Bay	15	4	24	21	3	3	22	0	0	0	0	2	1	1	0	
2015	Green Bay	14	1	35	23	12	3½	21½	0	0	0	0	1	1	0	0	
2016	Green Bay	14	12	60	43	17	11	76½	1	0	0	0	4	0	0	0	
2017	Green Bay	12	11	44	28	16	7	43	0	0	0	0	1	1	1	0	
<b>NFL totals (six years)</b>		<b>.72</b>	<b>39</b>	<b>234</b>	<b>155</b>	<b>79</b>	<b>30½</b>	<b>219</b>	<b>1</b>	<b>0</b>	<b>0</b>	<b>0</b>	<b>9</b>	<b>6</b>	<b>2</b>	<b>0</b>	

Year	Team	—Tackles—							Interceptions					Fumbles			
		GP	GS	Tot	Solo	Asst	Sk	Yds	No	Yds	Lg	TD	PD	FF	FR	Yds	
2013	Green Bay	1	0	6	4	2	1	8	0	0	0	0	0	0	0	0	0
2014	Green Bay	2	1	7	6	1	1½	10½	0	0	0	0	0	0	0	0	0
2015	Green Bay	2	0	8	6	2	3½	24½	0	0	0	0	0	1	0	0	
2016	Green Bay	3	0	7	7	0	1	5	0	0	0	0	1	0	0	0	
<b>Postseason</b>		<b>.8</b>	<b>1</b>	<b>28</b>	<b>23</b>	<b>5</b>	<b>7</b>	<b>48</b>	<b>0</b>	<b>0</b>	<b>0</b>	<b>0</b>	<b>1</b>	<b>1</b>	<b>0</b>	<b>0</b>	

On injured reserve for Packers' two games during 2012 playoffs

**Additional statistics:** Career sacks — Matthew Stafford (6½), Mitchell Trubisky (3), Sam Bradford (2½), Russell Wilson (2½), Colin Kaepernick (2), Christian Ponder (2), Andrew Luck (1½), Matt Barkley, Blake Bortles, Drew Brees, Kirk Cousins, Joe Flacco, Eli Manning, Cam Newton, Dak Prescott, Alex Smith, Carson Wentz, Nick Foles (½). Career interceptions — Matt Barkley. Special teams tackles — 1 in 2014.

**NFL debut/first start:** vs. San Francisco, 9/9/12  
**First NFL sack:** at Seattle, 9/24/12 (R.Wilson)  
**First NFL interception:** vs. Chicago, 10/20/16 (M.Barkley)

**CAREER TRANSACTIONS**

- 2012 Selected by Green Bay Packers in the first round (28th overall) of '12 NFL Draft, April 26...Signed first contract, May 14...Placed on injured reserve (wrist), Nov. 7.
- 2016 Re-signed by Packers as unrestricted free agent, March 11.
- 2017 Re-signed by Packers as unrestricted free agent, March 9...Placed on injured reserve (ankle/shoulder), Dec. 30.

**PERRY'S SINGLE-GAME CAREER HIGHS**

**Tackles**

Total.....9,  
 vs. StL (9/9/12) and vs. Det. (9/25/16)  
 Solo.....8, vs. Det. (9/25/16)

**Sacks**.....3, at Chi. (11/12/17)

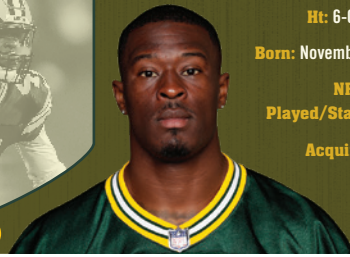


# Lenzy PIPKINS

# 41

Cornerback  
Oklahoma State

Second NFL Season | Second Packers Season



Ht: 6-0 Wt: 196

Born: November 7, 1993

NFL Games  
Played/Started: 12/1

Acquired: FA-17

## PRO HIGHLIGHTS:

- One of three rookie free agents to make Green Bay's Week 1 roster in 2017 (LB Chris Odom, P Justin Vogel).
- Played in 12 games with one start, seeing time on defense and special teams. Posted 17 tackles (13 solo), including a tackle for a loss, and a pass defended. Added a tackle on special teams.
- Signed by Green Bay as an undrafted free agent on May 5, 2017.

**2017 SEASON:** Played in 12 games with one start, seeing time on defense and special teams...Posted 17 tackles (13 solo), including a tackle for a loss, and a pass defended...Added a tackle on special teams...Inactive (healthy scratch) for four games (Weeks 1-2, 4-5)...**Vs. Cincinnati (Sept. 24):** Made his NFL debut, appearing on 17 plays on special teams...**At Minnesota (Oct. 15):** Saw the most significant action of his career to that point, appearing on 46 plays on defense with several injuries in the secondary. Registered a season-high eight tackles (four solo), including a tackle for a loss. Midway through the fourth quarter, came up to tackle RB Jerick McKinnon for a 6-yard loss at the Minnesota 10 on a swing pass from QB Case Keenum. Added a tackle on special teams...**Vs. Minnesota (Dec. 23):** Appeared on 19 plays on defense and 12 on special teams. Registered three tackles (all solo) on defense. Late in the third quarter, wrapped up RB Latavius Murray on a run to the left for no gain on third-and-goal from the 2, forcing the Vikings to settle for a field goal...**At Detroit (Dec. 31):** Made his first career start, opening at RCB with Damarious Randall (knee) sidelined, and recorded five tackles (all solo), a tackle for a loss and a pass defended. Broke up a deep pass on third down from QB Matthew Stafford to WR Kenny Golladay on Detroit's opening series to force a punt...**2017 Draft:** Signed by Green Bay as an undrafted free agent on May 5.

**COLLEGE:** Started 22 of 47 games played over four years at Oklahoma State (2016) and Louisiana-Monroe (2013-15)...Totaled 142 tackles (94 solo), three interceptions and 12 passes defended...Added eight tackles for a loss, two sacks and a forced fumble...Graduated from Louisiana Monroe in 2015 with a degree in public relations and enrolled at Oklahoma State in 2016 to pursue a master's degree in leisure studies...**Senior season (2016):** Appeared in 13 games in his lone season with the Cowboys, posting 38 tackles (24 solo), an interception, three passes defended and a tackle for a loss...Recorded seven tackles (five solo) and a tackle for a loss vs. Texas (Oct. 1)...Made his first interception as a Cowboy at Texas Christian (Nov. 19), adding four tackles (three solo) against the Horned Frogs...**Junior season (2015):** Appeared in 13 games with 10 starts...Posted 48 tackles (34 solo), two passes defended, a sack, a tackle for a loss, a forced fumble and a QB hit...Registered two passes defended and four tackles (three solo) at Alabama (Sept. 26)...Recorded a strip-sack

## AT A GLANCE ...

- One of three rookie free agents to make Green Bay's Week 1 roster in 2017 (LB Chris Odom, P Justin Vogel).
- Played in 12 games with one start, seeing time on defense and special teams. Posted 17 tackles (13 solo), including a tackle for a loss, and a pass defended. Added a tackle on special teams.
- Started 22 of 47 games played over four years at Oklahoma State (2016) and Louisiana-Monroe (2013-15), totaling 142 tackles (94 solo), three interceptions, 12 passes defended, eight tackles for a loss, two sacks and a forced fumble.
- Attended Mansfield (Texas) High School, but did not play football until his senior year.

as one of his season-high seven tackles (six solo) at Idaho (Oct. 24), the first forced fumble of his career...**Sophomore season (2014):** Started and appeared in nine games, missing three due to injury...Totaled 32 tackles (24 solo), a sack, two tackles for a loss, an interception and three passes defended...Recorded five tackles (four solo), two tackles for a loss and the first sack of his career vs. Idaho (Sept. 6)...Posted four solo tackles, a tackle for a loss and an interception at Appalachian State (Nov. 8)...Returned the interception 17 yards to the Mountaineer 12, where the Warhawks scored a TD on the following play...**Redshirt freshman season (2013):** Played in 12 games with three starts...Totaled 24 tackles (12 solo), three tackles for a loss, an interception and four passes defended...In his first career start, made three solo tackles and a tackle for a loss at Wake Forest (Sept. 14)...Posted a career-high eight tackles (two solo) and a tackle for a loss vs. Tulane (Sept. 28)...Registered the first interception of his career at Louisiana-Lafayette (Nov. 30), returning the pick 35 yards in the waning seconds of the first half.

**PERSONAL:** Given name Lenzy Ramón Pipkins...Born in Arlington, Texas...Nickname is "Pip"...His cousin, C.J. Wilson, played CB for the Carolina Panthers (2007-10) and spent the end of the 2011 season on the Dallas Cowboys' practice squad...Also the cousin of Jamie Foxx...**High school:** Attended Mansfield (Texas) High School, but did not play football until his senior year...Lettered one season in football and three seasons each in basketball and track and field...Posted 52 tackles, seven passes defended and an interception in his lone season...**Community involvement:** Started the Lenzy Pipkins Life Foundation, giving scholarships to youth at church who have the highest GPA...Each student also writes an essay explaining what it means to give back to the community...Hosted a free youth football camp in his hometown...Residence: Mansfield, Texas.

## LENZY PIPKINS' PRO STATISTICS

Year	Team	GP	GS	—Tackles—					Interceptions					Fumbles			
				Tot	Solo	Asst	Sk	Yds	No	Yds	Lg	TD	PD	FF	FR	Yds	
2017	Green Bay	12	1	17	13	4	0	0	0	0	0	0	0	1	0	0	0

**Additional statistics:** Special teams tackles — 1 in 2017.

**NFL debut:** vs. Cincinnati, 9/24/17  
**First NFL start:** at Detroit, 12/31/17

### CAREER TRANSACTIONS

- 2017 Signed by Green Bay Packers as undrafted free agent, May 5.

### PIPKINS' SINGLE-GAME CAREER HIGHS

#### Tackles

Total ..... 8, at Min. (10/15/17)  
 Solo ..... 5, at Det. (12/31/17)

## LENZY PIPKINS GAME-BY-GAME

### 2017, GREEN BAY

Date	Opp	GP	GS	Tot	So	As	Sk	Yd	Int	Yd	Lg	TD	PD	FF	FR
09/10	Sea-W								(inactive)						
09/17	at Atl-L								(inactive)						
09/24	Cin-W	1	0	0	0	0	0	0	0	0	0	0	0	0	0
09/28	Chi-W								(inactive)						
10/08	at Dal-W								(inactive)						
10/15	at Min-L	1	0	8	4	4	0	0	0	0	0	0	0	0	0
10/22	NO-L	1	0	0	0	0	0	0	0	0	0	0	0	0	0
11/06	Det-L	1	0	0	0	0	0	0	0	0	0	0	0	0	0
11/12	Chi-W	1	0	0	0	0	0	0	0	0	0	0	0	0	0
11/19	Bal-L	1	0	0	0	0	0	0	0	0	0	0	0	0	0
11/26	at Pit-L	1	0	0	0	0	0	0	0	0	0	0	0	0	0
12/03	TB-W	1	0	0	0	0	0	0	0	0	0	0	0	0	0
12/10	at Cle-W	1	0	0	0	0	0	0	0	0	0	0	0	0	0
12/17	at Car-L	1	0	1	1	0	0	0	0	0	0	0	0	0	0
12/23	Min-L	1	0	3	3	0	0	0	0	0	0	0	0	0	0
12/31	at Det-L	1	1	5	5	0	0	0	0	0	0	0	1	0	0
<b>'17 TOTALS</b>		<b>12</b>	<b>1</b>	<b>17</b>	<b>13</b>	<b>4</b>	<b>0</b>	<b>0</b>	<b>0</b>	<b>0</b>	<b>0</b>	<b>0</b>	<b>1</b>	<b>0</b>	<b>0</b>

### THE GREEN BAY PACKERS BRAND

Created in 2007, the Turnkey Team Brand Index serves as the first-ever brand report card of all professional sports teams throughout the four major sports.

It aims to better understand team brands, including their strengths and weaknesses as well as the attributes most closely associated with the team. Results are based upon fan polls in a team's home market.

After finishing 10th in 2007, the Green Bay Packers took the top overall spot in the 2008 standings, finishing ahead of the Boston Red Sox (second) and Pittsburgh Steelers (third). The Packers finished second in the out-of-market rankings behind the New York Yankees, indicating the strength of the Packers brand across the country.






# Aaron RIPKOWSKI

# 22

Fullback  
Oklahoma

Fourth NFL Season | Fourth Packers Season



Ht: 6-1 Wt: 246

Born: December 20, 1992

NFL Games  
Played/Started: 47/10

Acquired: D6a-15

## PRO HIGHLIGHTS:

- Has played in 47 of a possible 48 regular-season games in his three seasons in the NFL, missing one game (Week 13 at Detroit in 2015) due to illness.
- Was one of only two players on offense (WR Jeff Janis) to appear in all 32 regular-season games for Green Bay over the past two seasons.
- Was named a first alternate for the Pro Bowl in 2017, appearing in all 16 contests with two starts as he helped the Packers rank No. 5 in the league with an average of 4.47 yards per carry.
- Appeared in all 16 contests with eight starts in 2016, posting career highs in carries (34), rushing yards (150) and rushing TDs (two). Added a career-best nine catches for a career-high 46 yards (5.1 avg.) and a TD.
- Was named a Pro Bowl alternate in 2016 and was one of only two Packers (Janis) to post a rushing TD and a receiving TD on the season.
- Played in 15 games as a rookie in 2015, seeing action primarily on special teams, and posted a career-best nine tackles (tied for No. 4 on the team).
- Was tied with CB Damarious Randall (15) for the most games played by a Green Bay rookie in 2015.
- Was drafted by Green Bay with the first of three sixth-round selections (No. 206 overall), one of five fullbacks picked in the 2015 NFL Draft.

**2017 SEASON:** Played in all 16 games with two starts, seeing time on offense and special teams...Rushed for 13 yards on five carries (2.6 avg.) and had seven receptions for 39 yards (5.6 avg.)...Was named a first alternate for the Pro Bowl...Also registered four tackles on special teams... Helped the Packers rank No. 5 in the league with an average of 4.47 yards per carry...**Vs. Chicago (Sept. 28):** Had a 4-yard carry and a 6-yard reception and also made a tackle on special teams...**Vs. Detroit (Nov. 6):** Posted a 9-yard reception and a tackle on special teams...**At Chicago (Nov. 12):** Carried the ball twice for 3 yards (1.5 avg.) and added a 12-yard reception to the Chicago 15 to convert a third-and-1 on the opening drive of the second half. Helped the offense rack up 160 yards rushing on 37 carries (4.3 avg.), coming up the middle to block DL Mitch Unrein on RB Ty Montgomery's 37-yard TD run in the second quarter...**At Pittsburgh (Nov. 26):** Had a 4-yard run and posted a tackle on special teams.

**2016:** Played in all 16 games with eight starts, seeing time on offense and special teams...Had 34 carries for 150 yards (3.6 avg.) and two TDs and nine catches for 46 yards (5.1 avg.) and a TD...Was one of two players on the team (Janis) with a rushing TD and a receiving TD...Was named an alternate for the Pro Bowl...Had three tackles on special teams...Also played in all three postseason games, rushing for 36 yards and a TD on nine carries (4.0 avg.) with four catches for 39 yards (9.8 avg.)...**Vs. Detroit (Sept. 25):** Started his first career game and seemed to be in position for the most significant offensive action of his career,

## AT A GLANCE ...

- Was named a first alternate for the Pro Bowl in 2017, appearing in all 16 contests with two starts as he helped the Packers rank No. 5 in the league with an average of 4.47 yards per carry.
- Was one of only two players on offense (WR Jeff Janis) to appear in all 32 regular-season games for Green Bay over the past two seasons.
- Appeared in all 16 contests with eight starts in 2016, posting career highs in carries (34), rushing yards (150) and rushing TDs (two).
- Was named a Pro Bowl alternate in 2016 and was one of only two Packers (Janis) to post a rushing TD and a receiving TD on the season.
- Played in 15 games as a rookie in 2015, seeing action primarily on special teams, and posted a career-best nine tackles (tied for No. 4 on the team). Was tied with CB Damarious Randall (15) for the most games played by a Green Bay rookie in '15.
- Began his career at Oklahoma as a walk-on and went on to play in 47 games with 17 starts in four seasons.
- Was named first-team All-Big 12 by 247Sports.com and second-team All-Big 12 by the league's coaches as a senior.

but was limited to just 11 snaps before departing in the second quarter due to a back injury. Was the lead blocker on RB Eddie Lacy's game-long 25-yard run in the second quarter, sealing LB Kyle Van Noy to create a running lane up the middle...**Vs. N.Y. Giants (Oct. 9):** Rushed for 17 yards on two carries (8.5 avg.), including a 13-yard pickup midway through the fourth quarter as he dragged a host of defenders on a run up the middle to the New York 10, helping to set up a 25-yard Mason Crosby FG that put Green Bay up, 23-9...**At Atlanta (Oct. 30):** Rushed for 34 yards on six carries (5.7 avg.). Had a 12-yard run early in the third quarter, taking the handoff up the middle and charging forward against a group of tacklers at the end of the run for extra yardage...**At Philadelphia (Nov. 28):** Carried the ball three times for 1 yard and a TD and caught a career-high two passes for 15 yards (7.5 avg.). Scored the first TD of his career on a 1-yard run up the middle early in the fourth quarter that put the Packers ahead, 24-13...**Vs. Houston (Dec. 4):** Rushed for 14 yards and a TD on three carries (4.7 avg.) along with a 4-yard reception. Broke a tackle from LB Max Bullough and charged into the end zone for a 3-yard score with 4:11 remaining in the game, his second straight game with a TD as he gave Green Bay a 21-7 lead...**At Detroit (Jan. 1):** Posted a team-leading and career-high 61 rushing yards on nine attempts (6.8 avg.). Rushed for three first downs, including a career-long 15-yard gain midway through the first quarter out to midfield. Also matched his career high with two receptions for 15 yards (7.5 avg.), including the first TD grab of his career to put Green Bay up, 7-0. Early in the second quarter, found himself wide open over the middle on a checkdown, hauling in a short pass from QB Aaron Rodgers near the Detroit 5 and then barreling over S Glover Quin near the goal line for a 7-yard TD...**Vs. N.Y. Giants (NFC Wild Card, Jan. 8):** Scored on a 1-yard TD run up the middle in the fourth quarter to give the Packers a 38-13 lead, his

first career postseason TD. Added two receptions for 11 yards (5.5 avg.).

**2015:** Played in 15 games, seeing action primarily on special teams, and posted nine tackles (tied for No. 4 on the team)...Had one reception for 18 yards...Was inactive for one contest (Week 13 at Detroit, illness)...Played in both postseason games on special teams...**At Chicago (Sept. 13):** Played 12 snaps on special teams in his pro debut and recorded a tackle. Also fielded a squib kick by K Robbie Gould late in the first half, but did not attempt a return...**Vs. Kansas City (Sept. 28):** Played 22 snaps on special teams and saw the first action of his career on offense, appearing on three plays. Registered a tackle on special teams...**At Carolina (Nov. 8):** Caught his first pass as a pro, hauling in a pass in the flat from Rodgers. Picked up 18 yards on the reception, breaking a tackle attempt by CB Bene Benwikere before being brought down by a host of Carolina defenders at the Carolina 47 on a drive that would be capped off by a 1-yard TD pass from Rodgers to TE Richard Rodgers. Added a tackle on special teams...**Vs. Detroit (Nov. 15):** Led the team with a career-high three tackles on special teams...**At Oakland (Dec. 20):** Played 21 snaps on special teams and three on offense, tying for the team lead with two tackles on special teams...**2015 Draft:** Selected by the Packers with the first of three sixth-round selections (No. 206 overall), one of five fullbacks picked in the draft.

**COLLEGE:** Played in 47 games with 17 starts during his career...Started and blocked for the top three rushing performances under Oklahoma head coach Bob Stoops...Earned his degree in communication...**Senior season (2014):** Set a career high with nine starts and tied a career best with 13 games played...Posted a career-high seven receptions for a career-best 38 yards (5.4 avg.) and a TD...Had the first carries of his career, rushing six times for 13 yards (2.2 avg.)...Winner of the Don Key Award, presented annually to a Sooner senior who exemplifies all-around ex-

cellence in the classroom and on the field...Named first-team All-Big 12 by 247Sports.com and second-team All-Big 12 by the league's coaches...Part of an offense that averaged 261.2 rushing yards per game and 6.1 yards per carry, the best marks of the Stoops era at OU...Blocked for RB Samaje Perine, who led all FBS freshmen and the Big 12 with 131.8 rushing yards per game...Perine's 1,713 rushing yards were the second-most ever by an OU freshman, trailing only Adrian Peterson's 1,925 in 2004...Part of an offense that was No. 3 in the conference and No. 20 in the FBS in scoring (38.3 points per game)...Helped the OU run game register 510 yards on 59 attempts (8.6 avg.) at Iowa State (Nov. 1), the highest rushing mark of the Stoops era...Carried the ball for the first time in his career, gaining 11 yards and a TD on four rushes at Texas Tech (Nov. 15) and set career highs in receptions (two) and receiving yards (12)...Posted a 9-yard reception vs. Kansas (Nov. 22) and helped block for Perine, who posted the highest single-game rushing total in FBS history (427 yards on 34 carries for a 12.6 avg. and five TDs)...As a team, the Sooners tied for the most rushing yards under Stoops with 510 yards on 55 attempts (9.3 avg.)...Registered two rushing TDs vs. Oklahoma State (Dec. 6), both from a yard out, and hauled in two passes for 6 yards (3.0 avg.) and a TD...The three touchdowns were a career high and the most on either team...**Junior season (2013):** Started seven of a career-best 13 games played...Served primarily as a blocker but took on a larger role after the season-ending injury to Trey Millard vs. Texas Tech on Oct. 26...Helped the OU offense average 223.9 rushing yards per game, the best single-season mark up to that point under Stoops...Blocked for a team that totaled more than 200 net rushing yards in eight games, posting an 8-0 record in those contests...Of the seven games he started, OU registered 100-plus net rushing yards in five of them, including three games with 300-plus yards...Recorded a 3-yard TD reception vs. Iowa State (Nov. 16), the first reception and touchdown of his career, and helped clear the way for OU to rack up 405 rushing yards on 44 carries

**"FULLBACK IS THE POSITION I FEEL I CAN PLAY BETTER."**

November 19, 1957



Dear Mr. Vainisi,

Reference to your letter dated November 11, 1957.

I am very much interested in playing professional football. Football is a great sport and I enjoy playing it. Yes, I would be interested in playing with the Green Bay Packers. My military status is 1A Category 4. Yes, I will be able to play pro ball before entering the service. I prefer playing in either the United States or Canada. Fullback is the position I feel I can play better.

Sincerely,

Jim Taylor - Baton Rouge, La.



VETERANS  
Community  
Admin & Coaches  
Ripkowski  
Draft & Free Agents  
2017 Review  
Records & History  
Lambeau Field  
Misc.

(9.2 avg.)...**Sophomore season (2012):** Played in 12 games with one start...Earned the Derrick Shepard Award as the team's most inspirational walk-on...Was awarded a scholarship after the season...Contributed on special teams and saw action in short-yardage and goal-line situations...OU converted 31 of 34 goal-to-go situations into points, including 27 touchdowns with 18 coming via the run...Part of a team that tied Kansas State for the Big 12 title with an 8-1 conference record...It marked the Sooners' most conference wins since going 8-0 in 2004...Made his first career start vs. Texas (Oct. 13)...**Freshman season (2011):** Earned a spot on the team as a true freshman as a walk-on and saw action in nine games, contributing on special teams.

Ireland as part of Oklahoma's study-abroad program in May 2014...**High school:** A four-year letterman in football, powerlifting and track and field at Dayton (Texas) High School...Played defensive end, linebacker and guard...As a sophomore, was part of a team that made it to the Class 4A Division II state championship at the Alamodome in San Antonio, losing, 69-49, to Sulphur Springs to finish 13-2 on the season...The 118 combined points were the most in an 11-man state final in University Interscholastic League history...**Community involvement:** Served lunch at The Salvation Army in April 2017 in Wausau, Wis. ...Spoke to students at several high schools in Wisconsin...Signed autographs to benefit The Salvation Army during the holidays...Residence: Dayton, Texas.

**PERSONAL:** Given name Aaron Randal Ripkowski... Born in Houston, Texas...Nicknamed "Rip"...Traveled to

## AARON RIPKOWSKI'S PRO STATISTICS

		RUSHING								RECEIVING				
Year	Team	GP	GS	Att	Yds	Avg	Lg	TD	No	Yds	Avg	Lg	TD	
2015	Green Bay	15	0	0	0	--	--	0	1	18	18.0	18	0	
2016	Green Bay	16	8	34	150	4.4	15	2	9	46	5.1	9	1	
2017	Green Bay	16	2	5	13	2.6	4	0	7	39	5.6	12	0	
<b>NFL totals (three years)</b>		<b>47</b>	<b>10</b>	<b>39</b>	<b>163</b>	<b>4.2</b>	<b>15</b>	<b>2</b>	<b>17</b>	<b>103</b>	<b>6.1</b>	<b>18</b>	<b>1</b>	

		RUSHING								RECEIVING				
Year	Team	GP	GS	Att	Yds	Avg	Lg	TD	No	Yds	Avg	Lg	TD	
2015	Green Bay	2	0	0	0	--	--	0	0	0	--	--	0	
2016	Green Bay	3	0	9	36	4.0	20t	1	4	39	9.8	20	0	
<b>Postseason</b>		<b>5</b>	<b>0</b>	<b>9</b>	<b>36</b>	<b>4.0</b>	<b>20t</b>	<b>1</b>	<b>4</b>	<b>39</b>	<b>9.8</b>	<b>20</b>	<b>0</b>	

**Additional statistics:** Special teams tackles — 9 in 2015, 3 in 2016, 4 in 2017; NFL total: 16. Miscellaneous fumble recoveries — 1 in 2016. Fumbles-Lost — 1-1 in '16 playoffs. One kickoff return for 0 yards in 2015.

**NFL debut:** at Chicago, 9/13/15

**First NFL start:** vs. Detroit, 9/25/16

**First NFL touchdown:** at Philadelphia, 11/28/16 (1-yard run)

### CAREER TRANSACTIONS

- 2015 Selected by Green Bay Packers as the first of three choices in the sixth round (206th overall) of '15 NFL Draft, May 2... Signed first contract, May 8.

### RIPKOWSKI'S SINGLE-GAME CAREER HIGHS

#### Rushing

Attempts ..... 9, at Det. (1/1/17)  
 Yards ..... 61, at Det. (1/1/17)  
 Long\* ..... 15, at Det. (1/1/17)  
 Touchdowns\* ..... 1, at Phi. (11/28/16) and vs. Hou. (12/4/16)

#### Receiving

Receptions\*\* ..... 2, at Phi. (11/28/16) and at Det. (1/1/17)  
 Yards\*\* ..... 18, at Car. (11/8/15)  
 Long\*\* ..... 18, at Car. (11/8/15)  
 Touchdowns ..... 1, at Det. (1/1/17)

**Total Offense** ..... 76, at Det. (1/1/17)

\* Posted a TD run in '16 playoffs vs. N.Y. Giants, 1/8/17, and a 20-yard run at Dallas, 1/15/17

\*\* Posted two receptions for 28 yards with a long of 20 in '16 playoffs at Atlanta, 1/22/17

# AARON RIPKOWSKI GAME-BY-GAME

## 2015, GREEN BAY

Date	Opponent	GP/GS	—RUSHING—					—RECEIVING—					Total Offense	
			No	Yds	Avg	Lg	TD	No	Yds	Avg	Lg	TD		
09/13	at Chi-W	1/0	0	0	--	--	0	0	0	--	--	0	0	
09/20	Sea-W	1/0	0	0	--	--	0	0	0	--	--	0	0	
09/28	KC-W	1/0	0	0	--	--	0	0	0	--	--	0	0	
10/04	at SF-W	1/0	0	0	--	--	0	0	0	--	--	0	0	
10/11	StL-W	1/0	0	0	--	--	0	0	0	--	--	0	0	
10/18	SD-W	1/0	0	0	--	--	0	0	0	--	--	0	0	
11/01	at Den-L	1/0	0	0	--	--	0	0	0	--	--	0	0	
11/08	at Car-L	1/0	0	0	--	--	0	1	18	18.0	18	0	18	
11/15	Det-L	1/0	0	0	--	--	0	0	0	--	--	0	0	
11/22	at Min-W	1/0	0	0	--	--	0	0	0	--	--	0	0	
11/26	Chi-L	1/0	0	0	--	--	0	0	0	--	--	0	0	
12/03	at Det-W		(inactive — illness)											
12/13	Dal-W	1/0	0	0	--	--	0	0	0	--	--	0	0	
12/20	at Oak-W	1/0	0	0	--	--	0	0	0	--	--	0	0	
12/27	at Ari-L	1/0	0	0	--	--	0	0	0	--	--	0	0	
01/03	Min-L	1/0	0	0	--	--	0	0	0	--	--	0	0	
<b>'15 TOTALS</b>		<b>15/0</b>	<b>0</b>	<b>0</b>	<b>--</b>	<b>--</b>	<b>0</b>	<b>1</b>	<b>18</b>	<b>18.0</b>	<b>18</b>	<b>0</b>	<b>18</b>	
01/10	at Was-W	1/0	0	0	--	--	0	0	0	--	--	0	0	
01/16	at Ari-L	1/0	0	0	--	--	0	0	0	--	--	0	0	
<b>PLAYOFFS</b>		<b>2/0</b>	<b>0</b>	<b>0</b>	<b>--</b>	<b>--</b>	<b>0</b>	<b>0</b>	<b>0</b>	<b>--</b>	<b>--</b>	<b>0</b>	<b>0</b>	

<sup>1</sup>NFC Wild Card Playoff; <sup>2</sup>NFC Divisional Playoff

## 2016, GREEN BAY

Date	Opponent	GP/GS	—RUSHING—					—RECEIVING—					Total Offense
			No	Yds	Avg	Lg	TD	No	Yds	Avg	Lg	TD	
09/11	at Jax-W	1/0	0	0	--	--	0	0	0	--	--	0	0
09/18	at Min-L	1/0	0	0	--	--	0	0	0	--	--	0	0
09/25	Det-W	1/1	0	0	--	--	0	0	0	--	--	0	0
10/09	NYG-W	1/0	2	17	8.5	13	0	0	0	--	--	0	17
10/16	Dal-W	1/1	1	0	0.0	0	0	1	2	2.0	2	0	2
10/20	Chi-W	1/0	3	8	2.7	4	0	1	8	8.0	8	0	16
10/30	at Atl-L	1/0	6	34	5.7	12	0	1	-1	-1.0	-1	0	33
11/06	Ind-L	1/1	2	4	2.0	2	0	1	3	3.0	3	0	7
11/13	at Ten-L	1/0	0	0	--	--	0	0	0	--	--	0	0
11/20	at Was-L	1/0	2	9	4.5	7	0	0	0	--	--	0	9
11/28	at Phi-W	1/1	3	1	0.3	2	1	2	15	7.5	9	0	16
12/04	Hou-W	1/0	3	14	4.7	10	1	1	4	4.0	4	0	18
12/11	Sea-W	1/1	3	2	0.7	2	0	0	0	--	--	0	2
12/18	at Chi-W	1/1	0	0	--	--	0	0	0	--	--	0	0
12/24	Min-W	1/1	0	0	--	--	0	0	0	--	--	0	0
01/01	at Det-W	1/1	9	61	6.8	15	0	2	15	7.5	8	1	76
<b>'16 TOTALS</b>		<b>16/8</b>	<b>34</b>	<b>150</b>	<b>4.4</b>	<b>15</b>	<b>2</b>	<b>9</b>	<b>46</b>	<b>5.1</b>	<b>9</b>	<b>1</b>	<b>196</b>
01/08	NYG-W	1/0	2	1	0.5	1t	1	2	11	5.5	6	0	12
01/15	at Dal-L	1/0	4	24	6.0	20	0	0	0	--	--	0	24
01/22	at Atl-L	1/0	3	11	3.7	12	0	2	28	14.0	20	0	39
<b>PLAYOFFS</b>		<b>3/0</b>	<b>9</b>	<b>36</b>	<b>4.0</b>	<b>20</b>	<b>1</b>	<b>4</b>	<b>39</b>	<b>9.8</b>	<b>20</b>	<b>0</b>	<b>75</b>

<sup>1</sup>NFC Wild Card Playoff; <sup>2</sup>NFC Divisional Playoff; <sup>3</sup>NFC Championship

## 2017, GREEN BAY

Date	Opponent	GP/GS	—RUSHING—					—RECEIVING—					Total Offense
			No	Yds	Avg	Lg	TD	No	Yds	Avg	Lg	TD	
09/10	Sea-W	1/0	0	0	--	--	0	0	0	--	0	0	0
09/17	at Atl-L	1/0	0	0	--	--	0	1	2	2.0	2	0	2
09/24	Cin-W	1/0	0	0	--	--	0	0	0	--	--	0	0
09/28	Chi-W	1/0	1	4	4.0	4	0	1	6	6.0	6	0	10
10/08	at Dal-W	1/0	1	2	2.0	2	0	0	0	--	--	0	2
10/15	at Min-L	1/0	0	0	--	--	0	1	0	0.0	0	0	0
10/22	NO-L	1/0	0	0	--	--	0	0	0	--	--	0	0
11/06	Det-L	1/0	0	0	--	--	0	1	9	9.0	9	0	9
11/12	at Chi-W	1/0	2	3	1.5	2	0	1	12	12.0	12	0	15
11/19	Bal-L	1/0	0	0	--	--	0	1	6	6.0	6	0	6
11/26	at Pit-L	1/0	1	4	4.0	4	0	0	0	--	--	0	4
12/03	TB-W	1/1	0	0	--	--	0	0	0	--	--	0	0
12/10	at Cle-W	1/0	0	0	--	--	0	0	0	--	--	0	0
12/17	at Car-L	1/0	0	0	--	--	0	0	0	--	--	0	0
12/23	Min-L	1/0	0	0	--	--	0	1	4	4.0	4	0	4
12/31	at Det-L	1/1	0	0	--	--	0	0	0	--	--	0	0
<b>'17 TOTALS</b>		<b>16/2</b>	<b>5</b>	<b>13</b>	<b>2.6</b>	<b>4</b>	<b>0</b>	<b>7</b>	<b>39</b>	<b>5.6</b>	<b>12</b>	<b>0</b>	<b>52</b>

VETERANS

Community

Admin & Coaches

Ripkowski

Draft & Free Agents

2017 Review

Records & History

Lambeau Field

Misc.

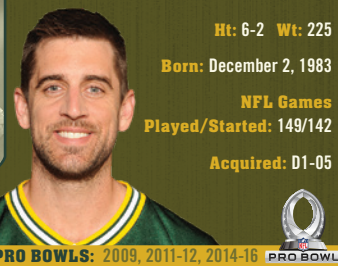



# Aaron RODGERS

# 12

Quarterback  
California

14th NFL Season | 14th Packers Season



Ht: 6-2 Wt: 225

Born: December 2, 1983

NFL Games  
Played/Started: 149/142

Acquired: D1-05



PRO BOWLS: 2009, 2011-12, 2014-16



## PRO HIGHLIGHTS:

➤ Ranks No. 1 in NFL history (min. 1,500 attempts) in career passer rating (103.8), interception percentage (1.59) and TD/INT ratio (4.01, 313/78).

➤ Has posted six seasons (2009, 2011-12, 2014-16) with 500-plus passing attempts and eight or fewer INTs, the most in NFL history ahead of Patriots QB Tom Brady (four), Redskins QB Alex Smith (two) and nine QBs (one).

➤ Has been named the NFL's Most Valuable Player by The Associated Press twice in his career (2011, 2014), one of only eight players in league history to win the award multiple times.

➤ Is the only QB in league history to record a 100-plus passer rating in six consecutive seasons (2009-14), with no other QB doing so in more than four straight seasons. Has posted a 100-plus rating in seven seasons (2009-14, 2016), tied with Saints QB Drew Brees for the most in NFL history.

➤ Is the lone QB in NFL history to throw 40-plus TD passes with seven or fewer INTs in a season, having done it twice in his career (45/6 in 2011, 40/7 in 2016).

➤ Is one of only four QBs in NFL history (Dan Marino, Peyton Manning, Brees) to have two seasons with 40-plus TD passes. Has thrown 38-plus TD passes four times in his career, the most in NFL history.

➤ Has registered six 4,000-yard passing seasons, the most in team history, and a franchise-record 21 games with four-plus passing TDs.

➤ In 142 career regular-season starts (since 2008), has posted 52 games with 300-plus passing yards (No. 4 in the NFL over that span), 82 without an interception (No. 2, min. 15 attempts) and 78 with a 100-plus passer rating (No. 2).

➤ Ranks No. 10 in NFL history with 313 career passing TDs.

➤ Has been selected to the Pro Bowl in six of the last nine seasons (2009, 2011-12, 2014-16).

➤ In the franchise record books, holds seven of the top eight single-season marks for passer rating (2009-14, 2016), four of the top six for passing TDs (2011-12, 2014, 2016), six of the top seven for completion percentage (2010-14, 2016) and four of the top six for passing yards (2009, 2011, 2014, 2016).

➤ Threw at least one 70-yard TD pass in seven consecutive seasons (2008-14), the first NFL player to do so since Bears QB Ed Brown (1955-61). Has 16 career TD passes of 70-plus yards, tied for No. 3 in league annals.

➤ Needed just 144 games to reach 300 career TD passes, the fewest in NFL history ahead of Manning and Marino (157 games). Also was the fastest to 300 TD passes by doing so on his 4,742nd career attempt (Manning, 5,306).

➤ Reached the 30,000-yard passing mark for his career on his 3,652nd attempt, the fewest attempts needed in NFL history (Johnny Unitas, 3,695).

➤ Ranks No. 2 in the league with 82 zero-INT games (min. 15 attempts) since 2008 (Brady, 83). Had a league-record 41-game regular-season streak without a two-INT game

## AT A GLANCE ...

- Ranks No. 1 in NFL history (min. 1,500 attempts) in career passer rating (103.8), interception percentage (1.59) and TD/INT ratio (4.01, 313/78).
- Has posted six seasons (2009, 2011-12, 2014-16) with 500-plus passing attempts and eight or fewer INTs, the most in NFL history ahead of Patriots QB Tom Brady (four), Redskins QB Alex Smith (two) and nine QBs (one).
- Has been named the NFL's Most Valuable Player by The Associated Press twice in his career (2011, 2014), one of only eight players in league history to win the award multiple times.
- Is the only quarterback in league history to record a 100-plus passer rating in six consecutive seasons (2009-14), with no other QB doing so in more than four straight seasons. Has posted a 100-plus rating in seven seasons (2009-14, 2016), tied with Saints QB Drew Brees for the most in NFL history.
- Is one of only four QBs in NFL annals with 35,000-plus passing yards and 2,500-plus rushing yards (Fran Tarkenton, John Elway, Donovan McNabb).
- Is the lone QB in NFL history to throw 40-plus TD passes with seven or fewer INTs in a season, having done it twice in his career (45/6 in 2011, 40/7 in 2016).
- In 142 career regular-season starts (since 2008), has posted 52 games with 300-plus passing yards (No. 4 in the NFL over that span), 82 without an interception (No. 2, min. 15 attempts) and 78 with a 100-plus passer rating (No. 2).
- Has been selected to the Pro Bowl in six of the last nine seasons (2009, 2011-12, 2014-16).
- In the franchise record books, holds seven of the top eight single-season marks for passer rating (2009-14, 2016), four of the top six for passing TDs (2011-12, 2014, 2016), six of the top seven for completion percentage (2010-14, 2016) and four of the top six for passing yards (2009, 2011, 2014, 2016).
- In 2011, set an NFL single-season record with a 122.5 passer rating and set franchise records for TD passes (45), passing yards (4,643), completion percentage (68.3), yards per attempt (9.25) and 300-yard games (eight, matched in 2014).

from 2010-13.

- Holds six of the seven lowest interception-percentage marks (min. 200 att.) in team history (0.96 in 2014, 1.15 in 2016, 1.20 in 2011, 1.29 in 2009, 1.40 in 2015, 1.45 in 2012). His six seasons with 200-plus passing attempts and an interception percentage of 1.50 or less are tied with Brady for the most in NFL history.
- Has posted seven of the top nine streaks in team history for the most consecutive passing attempts without an INT.
- Posted a streak of 492 attempts and 44 TD passes at home without an interception from 2012-15, both NFL records (586 attempts and 49 TDs, including playoff games).
- Since taking over as the starter in 2008, ranks No. 1 in the NFL in passer rating (104.2) and yards per attempt (7.89) and No. 2 in passing TDs (312), INT percentage (1.59) and 25-yard passes (331).
- Led the league in TD passes in 2016 with 40, the first Green Bay QB to lead the NFL since Brett Favre in 2003. Set a single-season franchise record for completions with 401 in '16.

➤ Set the NFL single-season record with a 122.5 passer rating in 2011, topping the previous mark held by Manning (121.1 in '04). Was the first Packer to lead the league in the category since the system was implemented in 1973.

➤ In 2011, set league records for the most 100-plus rating games (13) and most 110-plus rating games (12), and tied the NFL mark for the most 140-plus rating games (four).

➤ Also in 2011, set franchise records for TD passes (45), passing yards (4,643), completion percentage (68.3), yards per attempt (9.25) and 300-yard games (eight, tied in 2014) on his way to earning NFL MVP honors from AP.

➤ Became only the fourth QB in NFL history to throw for 300 yards and three TDs with no INTs in a Super Bowl, taking home game MVP honors for Green Bay's win over Pittsburgh in Super Bowl XLV.

➤ Is one of only two QBs in NFL annals (Brady, Kurt Warner) to throw for 1,000-plus yards in two postseasons (2010, 2016).

➤ Has posted a 109.4 passer rating in divisional games, the best mark in league history since the NFL went to a divisional format in 1967, more than 11 points ahead of No. 2 Steve Young (98.2).

➤ Threw a TD pass in 35 consecutive regular-season games at home from 2008-12, the second-longest streak in NFL history behind only Marino's 39-game streak from 1983-88.

➤ With 25 career rushing TDs, ranks No. 2 in franchise history among QBs behind only Tobin Rote (29).

➤ Has rushed for 250-plus yards in seven seasons (2009-12, 2014-16), the most in team history and the most in the league by a QB since 2009. Rushed for a career-high 369 yards in 2016, the most by a Green Bay QB since Rote (398) in 1956.

➤ Has been named the NFC Offensive Player of the Week a franchise-record 16 times in his career (Weeks 13 and 16 of 2010; Weeks 1, 4 and 9 in 2011; Weeks 4 and 6 in 2012; Week 2 in 2013; Weeks 4, 7, 10 and 17 in 2014; Week 3 in 2015; Weeks 14 and 16 in 2016; Week 5 in 2017). Has earned the honor at least once in eight consecutive seasons (2010-17).

➤ Has been named the NFC Offensive Player of the Month eight times in his career (October 2009, December 2010, September, October and November 2011, October 2012, November 2014, December 2016).

➤ Threw 65 career TD passes to WR Jordy Nelson, making them the most productive TD duo in franchise history as they moved past Favre and Antonio Freeman (57) in 2016 vs. Minnesota (Week 16).

➤ Has played in 17 career postseason games, No. 3 in team history behind only Favre (22) and K Mason Crosby (18).

**2017 SEASON:** Started seven games on the season (Weeks 1-6, 15) and completed 154 of 238 passes (64.7 percent) for 1,675 yards and 16 TDs with six INTs for a 97.2 passer rating...Ranked No. 2 in the NFL in TD percentage (6.7), No. 8 in passer rating and No. 7 in completion percentage...Through Week 5, ranked No. 1 in the league in TD passes (13), No. 3 in TD percentage (6.9) and No. 5 in passer rating (104.1)...Added 126 rushing yards on 24 carries (5.3 avg.) on the season...Was placed on injured reserve on Oct. 20 (collarbone) and was sidelined for seven games (Week 7, Weeks 9-14) before being activated on Dec. 16...Was placed on injured reserve again (collarbone) on Dec. 19...**Vs. Seattle (Sept. 10):** Threw for 311 yards and a TD with one INT on 28-of-42 passing for an 86.5 rating. It marked his fifth 300-yard passing game in his last seven home openers. Saw his streak of consecutive attempts with-

out an INT end at 251, the second-longest streak in franchise history behind only QB Bart Starr (294, 1964-65)...

**At Atlanta (Sept. 17):** Connected on 33 of 50 passes for 343 yards and two TDs with one INT for a 90.7 passer rating. Threw his 300th career TD pass, a 1-yard left-handed shovel pass to RB Ty Montgomery in the fourth quarter, to become the fastest to 300 TD passes in league history by doing so on his 4,742nd career attempt (Manning, 5,306 attempts) and in his 144th career game (Manning and Marino, 157 games). Also set the NFL mark for the fewest career INTs at the time of his 300th TD pass with 74, easily besting the previous mark of 115 INTs by Brady. Became just the 11th QB in NFL history to throw 300-plus TD passes as he moved into a tie for No. 10 in league history with John Elway (300). Registered his fourth straight 300-yard passing game, which tied the franchise mark he set in 2011...

**Vs. Cincinnati (Sept. 24):** Posted his fifth consecutive 300-yard passing game, a franchise record as he surpassed his own mark of four straight games in 2011. Connected on 28 of 42 passes for 313 yards and three TDs with one INT for a 102.6 rating. Registered 300-plus passing yards in each of the first three games of the season for the first time in his career. Was his 52nd career 300-yard passing game, second in franchise history to only Favre (55). It marked his fifth straight game with 27-plus completions, a franchise record as he bested Favre's mark of four straight in 2007 (Weeks 2-5). Posted a 122.5 passer rating in the second half/OT, completing 19 of 27 passes for 240 yards and two TDs with no INTs. Posted his first career win against the Bengals, giving him a victory against all 31 other teams in the league. Threw two TD passes to Nelson, with the second one capping off a 12-play, 75-yard drive that tied the game at 24 and sent it to overtime. Completed nine passes on the game-tying drive, rolling out to his right on the TD to Nelson as he completed the pass near the pylon just past the outstretched arms of CB Dre Kirkpatrick. On the offense's opening drive in OT, drew DE Michael Johnson offside on third down, giving the Packers a free play as he found WR Geronimo Allison down the sideline near the Cincinnati 45 before Allison cut it back and took it down the field for a 72-yard gain to the 7-yard line to set up Crosby's game-winning 27-yard FG two plays later...**Vs. Chicago (Sept. 28):** Threw four TD passes with no INTs on 18-of-26 passing for 179 yards and a 128.0 passer rating. It marked his fourth career game against the Bears with four-plus TD passes and zero INTs, one of two opponents he has done that against (Minnesota, four games). According to the Elias Sports Bureau, he joined Brady (five games vs. Buffalo) as the only QBs in league history to have four or more games with four-plus TD passes/zero INTs vs. the same opponent. Joined QB Fran Tarkenton as the only QBs in NFL history to record four games with four-plus TD passes vs. Chicago. Threw two TD passes in the opening 6:04 of the game, the quickest he had thrown two TD passes in his career...**At Dallas (Oct. 8):** Threw for 221 yards and three TDs on 19-of-29 passing (65.5 percent), his third straight game with three-plus TD passes. Helped lead the Packers to a 35-31 victory after trailing, 21-6, late in the first half, the second time in three games that the Packers overcame a deficit of 14-plus points (first time since 1989). Led the offense on a nine-play, 75-yard game-winning drive in just 1:02. On third-and-8 from the Dallas 30, broke a tackle attempt by DE Benson Mayowa and then outran DE David Irving as he took it down the left sideline for an 18-yard run to the Dallas 12. Two plays later, found WR Davante Adams for a 12-yard TD on a back-shoulder throw over CB Jourdan Lewis with 11 seconds remaining to give Green Bay the win. Earned NFC Offensive Player of the Week honors for his performance, the 16th time in his career that he had won the award and the eighth consecutive season that he had earned the honor at least one time...**At Minnesota (Oct. 15):** Started and completed 2 of 4 passes for 18 yards, but sustained a bro-

ken right collarbone on the second series on a hit from LB Anthony Barr after he released the ball as he rolled out to his right...**At Carolina (Dec. 17):** Returned to action after missing the previous seven contests, completing 26 of 45 passes for 290 yards and three TDs with three INTs for a 71.5 rating. Added 43 rushing yards on six carries (7.2 avg.), picking up three first downs.

**2016:** Started all 16 games for the third straight season and completed 401 of 610 passes (65.7 percent) for 4,428 yards and 40 TDs with seven INTs for a 104.2 passer rating...Ranked No. 1 in the league in TD passes, the first Green Bay QB to do so since Favre in 2003...Set a franchise single-season record for completions...Ranked No. 2 in the NFL in TD percentage (6.6), No. 4 in passer rating and passing yards and No. 3 in TD/INT ratio (5.71)...His INT percentage of 1.15 was the second lowest in team history (min. 200 att.) behind only his mark of 0.96 in 2014...Became just the second QB in NFL history (Brady, 2015) to post 600-plus attempts and seven or fewer INTs in a season...Was selected to the Pro Bowl for the third straight season and the sixth time in his career, but did not play due to injury...Became the first QB to register 4,000-plus passing yards, 400-plus completions, 40-plus TD passes and fewer than 10 INTs in a season...Posted a league-best seven games with three-plus passing TDs and no INTs, the second most in a season in team history behind only his eight games in 2014...Led the league with a franchise-record four games with four-plus TD passes and no INTs...Ranked No. 1 in the NFL in games with multiple passing TDs/zero INTs with 10, also the second most in franchise history behind only his mark of 11 in 2014...Had a league-high 31 TD passes in the red zone, tied with Favre (1995) for the most by a Green Bay QB since STATS began recording it in 1991...Ranked No. 2 in the NFL with a third-down passer rating of 116.2, completing 101 of 153 passes for 1,391 yards and 16 TDs with five INTs...Over

the final seven games of the season, completed 168 of 241 passes (69.7 percent) for 2,018 yards and 18 TDs with no INTs for a 120.0 passer rating...Rushed for a career-high 369 yards and a team-leading four TDs on 67 carries (5.5 avg.), the highest rushing-yardage total by a Green Bay QB since Rote (398 yards) in 1956...Ranked No. 3 in the NFL among QBs in rushing yards and No. 5 in yards per carry (min. 40 att.)...Was tied for No. 5 among QBs in rushing TDs and ranked No. 4 in rushing first downs (25)...Posted seven games with 25-plus rushing yards, matching his career high set in 2015...Posted a 103.8 passer rating in the postseason, completing 80 of 128 passes (62.5 percent) for 1,004 yards and nine TDs with two INTs...Is one of only two QBs in NFL history (Brady, 2016-17) to pass for 1,000-plus yards in two postseasons, having also done it in 2010 (1,094)...Posted 13 completions of 25-plus yards in the playoffs, the most in a single postseason in team annals...**Vs. Detroit (Sept. 25):** Posted a 129.3 passer rating, connecting on 15 of 24 passes for 205 yards and four TDs with no INTs, with all four of the TD passes coming in the first half. It marked just the second time in his career that he had thrown four-plus TD passes in a first half (six vs. Chicago, Nov. 9, 2014). His 24 passing attempts were the fewest in his career in a game that he threw four-plus TD passes...**Vs. Chicago (Oct. 20):** Set a single-game franchise record with 39 completions, eclipsing the previous high of 36 by Favre at Chicago on Dec. 5, 1993. Posted 326 yards on 39-of-56 passing with three TDs and no INTs for a 102.2 rating, with all three TD passes coming in the second half. Completed 10-plus passes to three different receivers (Adams, 13; Randall Cobb, 11; Montgomery, 10), becoming just the second QB in NFL history (Patriots QB Drew Bledsoe, Nov. 13, 1994) to accomplish that feat in a regular-season game...**At Atlanta (Oct. 30):** Threw for 246 yards and four TDs with no INTs on 28-of-38 passing for a 125.5 passer rating. It marked his 18th career game with four-plus TD passes as

**MOST EXPERIENCED PACKERS PLAYERS IN NFL**

Exp	Year	Player	Pos	In Green Bay	Exp	Year	Player	Pos	In Green Bay
17	1983	Jan Stenerud	K	1980-83	12	1932	Jug Earp	OL	1922-32
	2007	Brett Favre	QB	1992-2007	1945	1945	Joe Laws	B	1934-45
16	1971	Bart Starr	QB	1956-71	1967	1967	Don Chandler	K	1965-67
	2000	Raleigh McKenzie	G/C	1999-2000	1967	1967	Max McGee	E	1954, 57-67
	2002	Hardy Nickerson	LB	2002	1969	1969	Willie Davis	DE	1960-69
	2002	Frank Winters	C	1992-2002	1971	1971	Willie Wood	S	1960-71
15	1972	Ray Nitschke	LB	1958-72	1976	1976	Dave Osborn	RB	1976
	1989	Dave Brown	CB	1988-89	1977	1977	Bob Kowalkowski	G	1977
	1994	Steve McMichael	DT	1994	1984	1984	Larry McCarren	C	1973-84
	1996	Jim McMahon	QB	1995-96	1989	1989	John Anderson	LB	1978-89
	2003	Wesley Walls	TE	2003	1991	1991	Mark Murphy	DB	1980-91
	2004	Bryan Barker	P	2004	1996	1996	Ken Ruettgiers	T	1985-96
	2012	Charles Woodson	CB	2006-12	1997	1997	Steve Bono	QB	1997
	2016	Julius Peppers	LB	2014-16	1997	1997	Mark Collins	CB	1997
14	1961	Emlen Tunnell	B	1959-61	1997	1997	Seth Joyner	LB	1997
	1970	Forrest Gregg	T	1956-70	2001	2001	LeRoy Butler	CB/S	1990-2001
	1971	Zeke Bratkowski	QB	1963-68, 71	2004	2004	Doug Pederson	QB	1996-98, 2001-04
	1975	John Hadl	QB	1974-75	2006	2006	William Henderson	FB	1995-2006
	1993	Tunch Ilkin	T	1993	2007	2007	Rob Davis	LS	1997-2007
	1998	Reggie White	DE	1993-98	2009	2009	Ahman Green	RB	2000-06, 2009
	2009	Al Harris	CB	2003-09	2011	2011	Chad Clifton	T	2000-2011
	2012	Donald Driver	WR	1999-2012	2017	2017	Jahri Evans	G	2017
	2012	Jeff Saturday	C	2012					
13	1945	Buckets Goldenberg	G/B	1933-45					
	1964	Dave Hanmer	DT	1952-64					
	1969	Henry Jordan	DT	1959-69					
	1971	Lou Michaels	DE	1971					
	1972	Carroll Dale	WR	1965-72					
	1985	Lynn Dickey	QB	1976-77, 79-85					
	1996	Sean Jones	DE	1994-96					
	1997	Eugene Robinson	S	1996-97					
	1998	Mike Prior	DE	1993-98					
	2002	Eric Metcalf	RB/KR	2002					
	2013	Ryan Calkett	DT	2006-13					
	2017	Aaron Rodgers	QB	2005-17					

**SEASONS PLAYED, PACKERS UNIFORM**

16	Starr, Bart (QB), Alabama	1956-71
	Favre, Brett (QB), Southern Mississippi	1992-2007
15	Nitschke, Ray (LB), Illinois	1958-72
14	Gregg, Forrest (T), Southern Methodist	1956, 1958-70
	Driver, Donald (WR), Alcorn State	1999-2012
13	Goldenberg, Buckets (G/B), Wisconsin	1933-45
	Hanner, Dave (DT), Arkansas	1952-64
	Rodgers, Aaron (QB), California	2005-17
12	Laws, Joe (B), Iowa	1934-45
	McGee, Max (E), Tulane	1954, 1957-67
	Wood, Willie (S), Southern California	1960-71
	McCarren, Larry (C), Illinois	1973-84
	Anderson, John (LB), Michigan	1978-89
	Butler, LeRoy (CB/S), Florida State	1990-2001
	Henderson, William (FB), North Carolina	1995-2006
	Clifton, Chad (T), Tennessee	2000-11



he moved past **Unitas (17)** for **No. 6** on the all-time list. All four of his TD passes were to different players, with three of them (WRs **Jeff Janis**, **Trevor Davis** and **Allison**) recording the first regular-season TD catches of their career. Posted a career-high 60 rushing yards on just six carries (10.0 avg.), the best mark by a Green Bay QB since **Don Majkowski's** 88-yard outing at **Detroit** on **Sept. 30, 1990...Vs. Seattle (Dec. 11)**: Completed 18 of 23 passes for 246 yards and three TDs with no INTs for a season-best 150.8 passer rating, the fourth-highest single-game passer rating in his career (min. 15 att.) and his fourth straight game with a 100-plus rating. It marked his eighth straight game with two-plus TD passes, the second-longest streak of his career behind only a 13-game streak in 2011. On the third play from scrimmage, rolled to his right and found **Adams** deep down the right sideline for a 66-yard TD, his longest completion of the season. It gave him at least one TD pass of 65-plus yards in all nine of his seasons as the starter (2008-16), joining **Brees** as the only NFL quarterbacks to do so over that span. Earned **NFC Offensive Player of the Week** honors for his performance, the 14th time he had won the award in his career...**Vs. Minnesota (Dec. 24)**: Threw for 347 yards and four TDs with no INTs on 28-of-38 passing for a 136.6 rating. Threw two TD passes to **Nelson** as the duo set the franchise record for the most productive TD combination in franchise history (59), surpassing **Favre** and **Freeman's** mark of 57. In addition to his four passing TDs, added a 6-yard rushing TD with 24 seconds remaining in the first half to give Green Bay a 28-13 lead at the break. It marked just the second game in his career (vs. **Denver**, 2011) that he threw for 300-plus yards and four-plus TDs with a rushing TD as he joined **Brees** (three times) and **Manning** (twice) as the only QBs in NFL history to do so. Was named the **NFC Offensive Player of the Week**, further extending his franchise record by winning the award for the 15th time in his career...**At Detroit (Jan. 1)**: Set a franchise record with his seventh straight zero-INT game, completing 27 of 39 passes for 300 yards and four TDs for a 126.0 passer rating as the Packers won their fourth division title in five years. Became the first QB in team history to register back-to-back games in the same season with 300-plus passing yards, four-plus TDs and no INTs. Brought his streak of passing attempts without an INT to 245, the second-longest streak in franchise history behind only **Starr (294)** in 1964. It marked his 20th career game with four-plus TD passes as he moved past **Favre (19)** for the franchise record...**Vs. N.Y. Giants (NFC Wild Card, Jan. 8)**: Completed 25 of 40 passes for 362 yards and four TDs for a 125.2 rating, becoming just the fourth QB in NFL history to throw for 350-plus yards, four-plus TDs and zero INTs in a playoff game (**Manning**, **Warner**, **Smith**). Tied the single-game franchise playoff record with the four TD passes and became the first QB in team history to record two games with four-plus passing TDs in the postseason (at **Arizona**, **Jan. 10, 2010**). Posted his sixth career playoff game with three-plus TD passes, topping **Favre (five)** for the franchise mark. Also extended his team playoff record with his fifth career 300-yard game. The 362 yards passing were the third most in a playoff game in team history behind only his 423 yards at **Arizona** in the 2009 postseason and his 366 at **Atlanta** in the 2010 playoffs. Including the regular season, brought his streak of consecutive games without an INT to eight. Had six completions of 25-plus yards, his second most in a postseason game behind only his seven at **Arizona** on **Jan. 10, 2010**. On the final play of the first half, with the Packers facing a fourth-and-2 and no timeouts remaining, rolled out to his right and lofted a **Hail Mary** pass to **Cobb** in the back of the end zone for a 42-yard TD pass, the second-longest TD pass of his career in the postseason (46-yarder to **Adams** vs. **Dallas** in 2014 postseason) and the first of three TD passes in the game to **Cobb**, who tied the single-game NFL playoff record...**At Dallas (NFC Divisional, Jan. 15)**:

Threw for 355 yards and two TDs on 28-of-43 passing, his second straight game with 350-plus passing yards as he joined **Brees** as the only QBs in NFL history to post back-to-back 350-yard passing games in a single postseason. Became the first QB in team history to register back-to-back 300-yard passing games in the playoffs. His yardage total was the fourth best in team playoff history, giving him the top four marks in franchise annals. Completed passes to six different players, with all six recording 30-plus receiving yards, the first time the Packers had done so in franchise playoff history. Threw for 18 first downs, matching his playoff career high set at **Atlanta** on **Jan. 15, 2011**. On **Green Bay's** final possession, rolled out to his left to spin away from pressure on third-and-20, finding **TE Jared Cook** near the sideline for a 35-yard completion to the **Dallas 33** to set up **Crosby's** game-winning 51-yard FG as time expired.

**2015**: Started all 16 games and posted a 92.7 passer rating, connecting on 347 of 572 passes (60.7 percent) for 3,821 yards and 31 TDs with eight INTs...Was selected to his fifth career Pro Bowl, but did not play due to injury... Was tied for **No. 1** in the league in completions of 25-plus yards (39) and ranked **No. 3** in TD/INT ratio (3.88) and INT percentage (1.40)...Was tied for **No. 10** in the NFL in TD passes and ranked **No. 10** in TD percentage (5.4)...Ranked **No. 5** among QBs with 344 rushing yards and a TD on 58 carries (5.9 avg.)...Completed 45 of 80 passes for 471 yards and four TDs with one INT for an 84.9 passer rating in the postseason...**At Chicago (Sept. 13)**: Posted a 140.5 passer rating, the top mark of his career in a season opener, as he connected on 18 of 23 passes (78.3 percent) for 189 yards and three TDs with zero INTs. Registered three TD passes/zero INTs/140-plus passer rating for the third straight game against **Chicago** (both contests in 2014), the lone QB in NFL history to do so against a single opponent (also did it vs. **Minnesota**, 2010-11). Also became the first QB in league annals to have 13 TD passes and zero INTs over a three-game span vs. one opponent...**Vs. Seattle (Sept. 20)**: Connected on 25 of 33 passes (75.8 percent) for 249 yards and two TDs with no INTs for a 116.9 passer rating. Dating back to 2014, completed 75.0 percent or more of his passes for the fourth straight regular-season game (min. 20 att.), the first QB in team history to accomplish that feat...**Vs. Kansas City (Sept. 28)**: Threw for 333 yards and a season-best five TDs on 24-of-35 passing (68.6 percent) for a 138.5 passer rating, his 14th straight home game with a 100-plus passer rating (min. five att.). Threw for five-plus TDs for the fourth time in his career, topping **Favre's** franchise record of three. Tied an NFL record (**Warner**, 1999-2000) by posting a 100-plus passer rating in his 10th straight home game (min. 15 att.) in the regular season. Posted a season-high five completions of 25-plus yards. Did not throw an INT for the 16th time in the last 19 regular-season games. Was named the **NFC Offensive Player of the Week** for his performance, the 13th time in his career he had won the weekly award as he surpassed **Favre (12)** for the team record...**Vs. St. Louis (Oct. 11)**: Threw for 241 yards and two TDs on 19-of-30 passing and also led the team in rushing with 39 yards on eight carries (4.9 avg.), including a season-long 18-yard pickup on **Green Bay's** opening drive as he took it up the middle for the first down on third-and-7. Was picked off by **LB James Laurinaitis** on a ball that was tipped at the line in the first quarter, his first interception at **Lambeau Field** since **Dec. 2, 2012**. The INT snapped a streak of 492 attempts and 44 TD passes at home without an INT (both NFL records), and including playoffs, 586 straight attempts and 49 TD passes. Had his first two-INT game at **Lambeau Field** since **Oct. 24, 2010**, vs. **Minnesota**, snapping a streak of 33 straight home starts without throwing two INTs in a game, the longest streak in the NFL during the Super Bowl era...**Vs. San Diego (Oct. 18)**: Completed 16 of 29 passes for 255 yards and two



TDs with no INTs for a 107.7 passer rating. Went over the 30,000-yard passing mark for his career early in the fourth quarter on a 12-yard completion to RB Eddie Lacy, reaching the mark on his 3,652nd attempt, the fewest needed in NFL history as he bested the previous record held by Unitas (3,695). His 241 TD passes at the time of hitting the 30,000-yard mark were also an NFL record...**Vs. Detroit (Nov. 15):** Completed a season-high 35 passes on 61 attempts for 333 yards and two TDs with no INTs. Set a franchise single-game record for the most passing attempts without an INT. Posted 50-plus yards passing to five different receivers on the day, the first time doing so in his career...**At Detroit (Dec. 3):** Threw for 273 yards and two TDs with one INT on 24-of-36 passing, a performance that culminated with his 61-yard TD pass to TE Richard Rodgers with no time on the clock to give Green Bay a thrilling 27-23 win. Helped lead the Packers back from a 17-point first-quarter deficit for the first time in franchise history. Green Bay also trailed by 20 points midway through the third quarter (20-0), just the third time in team annals that the Packers overcame a deficit of 20-plus points in the second half. With Green Bay trailing, 23-21, drew a facemask penalty on DE Devin Taylor with no time remaining to give the Packers the last untimed play at the Green Bay 39. On the TD pass, initially moved to his left before rolling out to his right to avoid pressure and buy time, heaving a pass from the Green Bay 35 that was caught by a leaping Rodgers in front of several Detroit defenders a few yards deep in the end zone. The 61-yard game-winner was the second-longest come-from-behind game-ending TD from scrimmage in the fourth quarter in NFL history behind only Lions QB Earl Morrall's 65-yard TD pass to TE Jim Gibbons on Dec. 4, 1960...**At Washington (NFC Wild Card, Jan. 10):** Completed 21 of 36 passes for 210 yards and two TDs with no INTs for a 93.5 passer rating. Helped lead the Packers back from an 11-point deficit, the second-biggest comeback in team playoff history and the largest by the Packers on the road in the postseason. In a five-drive span from the second quarter to early in the fourth quarter, led the offense to five straight scores, including four TDs...**At Arizona (NFC Divisional, Jan. 16):** Threw for 260 yards and two TDs with one INT on 24-of-44 passing. Was without Adams (knee) for the entire game and without Cobb (chest) for the final three quarters as the Packers were reduced to three healthy WRs (James Jones, Janis, Jared Abbrederis). With less than a minute remaining in regulation and the Packers trailing, 20-13, rolled out to his left on fourth-and-20 from the Green Bay 4 and found Janis, who

had gotten behind CB Justin Bethel, for a 60-yard completion to the Arizona 36. After an illegal-motion penalty on the Packers and an incomplete gave the offense one final play at the Arizona 41, again rolled out to his left, throwing a Hail Mary pass as he went to the ground just before LB Markus Golden could hit him, one that was hauled in by Janis in the end zone as he made the leaping grab over CB Patrick Peterson with no time left on the clock. The reception, along with Crosby's extra point, sent the game into overtime. It marked the first game-winning or game-tying passing TD to end regulation in NFL playoff history.

**2014:** Completed 341 of 520 passes (65.6 percent) for 4,381 yards and 38 TDs with five INTs for a 112.2 passer rating...Was named league MVP by AP for the second time in his career, becoming the eighth player in league history to win the award multiple times...Was named to his fourth career Pro Bowl, but did not play in the game due to injury...Was named first-team All-Pro by AP and *Sporting News* and first-team All-NFL and All-NFC by the PFWA...Ranked No. 1 in the NFL in TD/INT ratio (7.60, 38/5), No. 2 in passer rating and yards/attempt (8.43), and No. 3 in TD passes, the only QB in the NFL to finish in the top three in all four of those categories...His TD/INT ratio was the fifth-best single-season mark in NFL history and No. 2 among QBs with 30-plus passing TDs, trailing only Brady's mark of 9.00 (36/4) in 2010...Posted eight games with three-plus TDs and zero INTs, which tied Brady (2007) for No. 1 in NFL single-season history...Posted a franchise-record 13 zero-INT games (min. 15 attempts), the third most in a season in NFL history behind only Brady (14 in 2010) and Chiefs QB Steve DeBerg (14 in 1990)...Ranked No. 1 in the NFL with an interception percentage of 0.96, the seventh-best single-season mark in NFL history (min. 224 attempts) and the top mark in team annals (min. 200 attempts)...Became the first QB in NFL history to have 500-plus passing attempts and five or fewer INTs in a season...Ranked No. 1 in the NFL with a 121.7 passer rating on third down, connecting on 81 of 134 passes for 1,228 yards and 15 TDs with two INTs...Threw a league-high three TD passes of 70-plus yards...Posted a franchise-record seven games with a 120-plus passer rating, which was tied with Cowboys QB Tony Romo for No. 1 in the league...Recorded a passer rating of 133.2 at home on the season (141 of 260, 2,334 yards, 25 TDs, zero INTs), the best single-season home mark (min. 100 attempts) in league history...Was tied for the league lead with 15 completions of 40-plus yards...**Vs. N.Y. Jets (Sept. 14):** Threw

## RODGERS' 2011 A SEASON TO REMEMBER

In what was his fourth year as the starter under center for the Packers in 2011, quarterback Aaron Rodgers turned in one of the finest seasons by any player at the position in the history of the National Football League. Rodgers was voted the Pro Bowl starter for the NFC and earned Most Valuable Player honors from *The Associated Press* following the season, winning the vote by a nearly unanimous 48-2 margin.

During the regular season, he completed 343 of 502 attempts for 4,643 yards and 45 touchdowns against just six interceptions, setting a cumulative passer rating of 122.5. Rodgers' marks for yardage, touchdowns, completion percentage, yards per attempt and 300-yard games were all new franchise records. Even more impressive was that he accomplished all of that despite appearing in just 15 games (he was rested for the regular-season finale in Week 17).

A look at some of the superlatives from Rodgers' fantastic season:

- 122.5 QB rating set a new NFL record, as did his 13 games with a 100-plus passer rating.
- Joined Tom Brady and Dan Marino as the only three QBs, at the time, to throw three-plus TD passes in a game 10 or more times in a season.\*
- Tied the NFL record shared by Brady and Peyton Manning by throwing at least two TD passes in 13 consecutive games.
- Set an NFL record with 11 consecutive games with a 110-plus QB rating.
- Became the only QB in NFL history to have more than one season with 500-plus pass attempts and seven or fewer INTs, and also became the first 4,000-yard passer in league annals to throw six or fewer INTs.
- Experienced a torrid stretch over a three-game span in the middle of the season when he became just the second QB in NFL history (Kurt Warner) to record three consecutive games with a 140-plus passer rating.
- With his 408-yard outing in Week 4 vs. Denver, he became the first QB in NFL history to register 400 passing yards/four passing TDs/two rushing TDs in a game.

\* Drew Brees and Manning threw three-plus TD passes in a game 11 times in 2012 and 2013, respectively.



for 346 yards and three TDs with no INTs on 25-of-42 passing for a 109.8 passer rating, the fourth straight year that he posted a 100-plus passer rating in the home opener, as he led the team back from an 18-point deficit (21-3), tied for the fifth-largest comeback in team history. Became just the third QB in franchise history to eclipse 3,000 career passing attempts, joining Favre (8,754) and Starr (3,149). Set an NFL record with 53 INTs at the time of his 3,000th career attempt, besting the previous mark of 59 INTs by Neil O'Donnell. With his 346 passing yards, it brought his career total to 24,732 as he moved past Starr (24,718) for No. 2 on the all-time franchise list. Connected with Nelson on a game-winning 80-yard TD pass late in the third quarter... **At Chicago (Sept. 28):** Completed 22 of 28 passes for 302 yards and four TDs with no INTs for a 151.2 passer rating, the third-best rating of his career and the fifth best in team history. Went over the 25,000-yard mark for his career on his 15-yard completion to Nelson on a third-and-8 in the second quarter. The pass was the 3,065th attempt of his career as he set the NFL record for the fewest attempts needed to reach 25,000 passing yards, topping Warner's mark of 3,076. Became the first QB in team history to throw for 300-plus yards and four-plus TDs and register a 150-plus passer rating in the same game. Was named NFC Offensive Player of the Week for his performance... **Vs. Minnesota (Oct. 2):** Completed 12 of 17 passes for 156 yards and three TDs with no INTs for a 138.7 passer rating, his sixth 130-plus rating game in his last seven starts against Minnesota. His 11-yard TD pass to Adams in the second quarter was the 200th of his career as he reached that mark in his 99th career game, the second fastest in NFL history behind only Marino (89 games). Set an NFL record for the fewest INTs by a quarterback at the time of his 200th career TD pass with 53, topping the previous mark by 35 INTs (Brady, 88). Exited the game after a seven-play, 52-yard TD drive that put Green Bay up, 42-0, late in the third quarter... **At Miami (Oct. 12):** Appearing in his 100th career regular-season game, he led the Packers on an 11-play, 60-yard game-winning drive that was capped off with his 4-yard TD pass to TE Andrew Quarless with three seconds remaining in the 27-24 win. It marked the first time the Packers won a game on a TD with three seconds or less remaining in the fourth quarter since they beat the Bears, 20-19, on a 3-yard TD run by Starr with three seconds left on Nov. 15, 1970. Completed 24 of 42 passes on the day for 264 yards and three TDs with zero INTs. On the game-winning TD drive, found Nelson for an 18-yard gain down the right sideline to convert a fourth-and-10. After finding Cobb four plays later for a 4-yard gain to the Miami 16, raced up to the line to down the ball and stop the clock, but instead faked a spike with 12 seconds left before throwing to Adams on the right sideline for a 12-yard pickup to the Miami 4. On the next play, went to Quarless, who was split out wide to the right and matched up with LB Philip Wheeler, on a back-shoulder throw in the end zone for the winning score... **Vs. Carolina (Oct. 19):** Threw for 255 yards and three TDs on 19-of-22 passing for a 154.5 passer rating, the second-highest rating of his career (min. 20 attempts) and the third best in team annals. His 86.4 completion percentage was a career high and the third-best mark in team history. Posted his fourth straight three-TD/zero-INT game, joining Brady (2007) as the only QBs in NFL history to accomplish the feat in a single season. Posted his sixth straight zero-INT game, tying Starr's franchise record (min. 15 attempts per game) set in 1964. His three TD passes gave him 18 for the season as he became the first QB in NFL history to throw for 18 TD passes in the first seven games of the season with one or zero interceptions. Was named NFC Offensive Player of the Week for his performance... **At New Orleans (Oct. 26):** Threw for 418 yards and a TD on 28-of-39 passing with two INTs, the second-highest yardage output of his career. Marked the fourth 400-yard passing game of his career, with no other

QB in franchise annals having more than one 400-yard game. Saw his streak of passing attempts without an interception come to an end at 212, the third-longest streak in franchise history. Found Cobb for a 70-yard TD pass on the opening drive of the game and connected with Lacy on a 65-yard screen pass on Green Bay's second series, becoming the first NFL quarterback since Warner (vs. Miami, Sept. 14, 2008) to complete a 65-yard pass on both of the first two series. Posted 203 passing yards in the first quarter alone, his career high for any quarter, topping his previous best of 197 yards in the second quarter vs. Washington on Sept. 15, 2013. Sustained a hamstring injury on a 7-yard scramble that picked up a first down with about nine minutes left in the third quarter, but remained in the game... **Vs. Chicago (Nov. 9):** Tied the franchise single-game record with six TD passes (Rodgers, Matt Flynn), with all of them coming in the first half as he tied the NFL record (Raiders QB Daryle Lamonica, first half, 1969) for the most in a half. Completed TD passes to five different players, a franchise record. Threw TD passes of 73, 40 and 56 yards, becoming the first Green Bay QB to throw three or more TD passes of 40-plus yards since Cecil Isbell had four vs. the Chicago Cardinals on Nov. 1, 1942. The 73-yard TD pass to Nelson early in the second quarter was his 16th career TD pass of 70-plus yards. With his six TD passes, he brought his season total to 10 TDs and zero INTs against the Bears, the first QB in NFL history to throw 10 TDs and no INTs against an opponent in a single season. Racked up 315 passing yards in the first half, the second-best total of his career for either half behind only his 335-yard output vs. Washington in the first half on Sept. 15, 2013. Departed the game with just under 11 minutes remaining in the third quarter (coach's decision), finishing the evening with 315 yards and six TDs on 18-of-27 passing for a 145.8 passer rating. Was named NFC Offensive Player of the Week for the third time on the season... **Vs. Philadelphia (Nov. 16):** Completed 22 of 36 passes for 341 yards and three TDs with no INTs for a 120.3 passer rating. Threw for 279 yards in the first half, making him the only QB in the last 25 seasons (1990-2014) to throw for 275-plus yards in the first half of three games in a season (did it in three straight)... **Vs. New England (Nov. 30):** Threw for 368 yards, a season high at home, and two TDs with zero INTs on 24-of-38 passing for a 112.6 passer rating. Posted a 100-plus passer rating for the fourth straight game and registered his fourth consecutive zero-INT game. Threw for 282 yards in the first half alone, the fourth time in the last five games that he had thrown for 275-plus yards in the first half. No other NFL quarterback had posted more than two 275-yard first halves in a season in the past 25 years (1990-2014). Completed passes of 25-plus yards to five different players, the first Green Bay QB to do so since Lynn Dickey vs. Chicago on Dec. 4, 1983... **Vs. Atlanta (Dec. 8):** In his 100th career regular-season start, completed 24 of 36 passes for 327 yards and three TDs with no INTs, his eighth game on the season with three-plus TD passes/zero INTs as he tied Brady's single-season NFL record (2007). It marked his 30th career three-TD/zero-INT effort, tying Favre's franchise record... **At Tampa Bay (Dec. 21):** Completed a season-high 31 passes on 40 attempts for 318 yards and a TD for a 108.1 passer rating, his eighth 300-yard passing game on the season as he tied his own single-season franchise record (2011). Sustained a calf injury early in the game, but remained in the contest... **Vs. Detroit (Dec. 28):** Threw for 226 yards and two TDs on 17-of-22 passing for a 139.6 passer rating, playing through a calf injury in the second half of the division-clinching win. Aggravated the injury on his 4-yard TD pass over the middle to Cobb, one that put Green Bay up, 14-0, with 2:24 remaining in the first half as he moved to his right on the throw. Missed the final snap of the first half and the first series of the second half, returning to the game midway through the third quarter with the game tied at 14. On his first pass after

the injury, found Cobb over the middle for a 29-yard gain down to the Detroit 19. Led Green Bay on a seven-play, 60-yard TD drive on his first series back on the field, one that was capped off with a 13-yard TD pass to Cobb over the middle on third down. Following the injury, connected on 11 of 13 passes for 129 yards and a TD for a 133.7 passer rating. In the fourth quarter, called his own number for a 1-yard TD run up the middle that put Green Bay up, 28-14, the 20th rushing TD of his career. Was named NFC Offensive Player of the Week for his performance, the fourth time on the season he had earned the weekly award and the 12th time he had received the honor in his career, tying Favre for the team mark...**Vs. Dallas (NFC Divisional, Jan. 11):** Playing on an injured calf that limited him in practice during the week once again, threw for 316 yards and three TDs on 24-of-35 passing for a 125.4 rating. It marked his fourth playoff game with 300-plus yards passing as he broke Favre's team record (three). Posted a perfect 158.3 rating on third down, completing 8 of 10 passes for 137 yards and two TDs. With the Packers trailing, 21-20, early in the fourth quarter, led the offense on an eight-play, 80-yard drive that he capped off with a 13-yard TD pass to Rodgers, threading the ball between CB Sterling Moore and S J.J. Wilcox. On the game-winning drive, completed all seven of his passes for 78 yards and the TD. Connected on his final 10 attempts of the game for 163 yards and two TDs.

**2013:** Started all nine games that he appeared in, completing 193 of 290 passes (66.6 percent) for 2,536 yards and 17 TDs with six INTs for a 104.9 passer rating...Became the first QB in NFL history to post a 100-plus passer rating in five consecutive seasons, besting the record of four by Young (1991-94)...Ranked No. 5 in the league in passer rating, No. 2 in yards/attempt (8.74), No. 5 in completion percentage and No. 3 in yards/completion (13.14)...Rushed for 120 yards on 30 carries (4.0 avg)...Also started in the team's playoff contest...Missed seven games (Weeks 10-16) due to a fractured collarbone that he sustained in Week 9 vs. Chicago...**At San Francisco (Sept. 8):** Threw for 333 yards and three TDs with one INT on 21-of-37 passing, tying the franchise record for the most passing yards by a QB in a season opener (Dickey, 1983; Favre, 1999)...**Vs. Washington (Sept. 15):** Had one of the best statistical outings of his career, tying the franchise record for passing yards with 480 on 34-of-42 passing along with four TDs. Became the first QB in franchise annals to post three 400-yard passing games. Became just the second QB in NFL history to throw for 480-plus yards, four-plus TDs and zero INTs in a game (Y.A. Tittle, Oct. 28, 1962). His 81.0 completion percentage set a franchise record for a QB with 40-plus attempts and his 335 passing yards and 26 completions in the first half were both career highs for a half. Helped the offense register 580 total yards, the second-highest output in franchise history. Was named the NFC Offensive Player of the Week for his effort...**Vs. Detroit (Oct. 6):** Completed 20 of 30 attempts for 274 yards and a TD with no INTs, bringing his yardage total on the season to 1,331, the most by a QB in team history in the first four games of the season. Connected with Jones on a season-long 83-yard TD pass in the third quarter...**At Baltimore (Oct. 13):** Lost a pair of top receiving targets (Jones and Cobb) to knee injuries in the first half, but completed 17 of 32 attempts for 315 yards and a TD in a hard-fought win over the defending Super Bowl champions. Threw a 64-yard TD pass to Nelson late in the third quarter and all but sealed the game late in the fourth quarter with a clutch third-down throw over the middle to TE Jermichael Finley that picked up 52 yards...**At Minnesota (Oct. 27):** Despite being without Cobb, Finley and Jones due to injuries, threw for 285 yards and two TDs with no INTs on 24-of-29 passing for a season-high 130.6 passer rating. Led the offense on seven scoring drives in the 44-31 win, the most points ever scored by Green Bay at the

Metrodome. Was particularly effective on third down, completing all 10 of his passes for 172 yards and two TDs for a perfect 158.3 rating...**Vs. Chicago (Nov. 4):** Sustained a fractured left collarbone on the final play of the opening drive, a third-and-8 from the Chicago 9. On the play, was sacked by DE Shea McClellin and landed on his non-throwing shoulder, which resulted in the injury that would sideline him for the next seven games...**Vs. Philadelphia (Nov. 10):** Missed his first game due to injury since Dec. 19, 2010 (at New England, concussion), and just the third game missed for any reason since 2008 (vs. Detroit, Jan. 1, 2012, rest)...**At Chicago (Dec. 29):** Returned to action and led the way in dramatic fashion, engineering two fourth-quarter TD drives and 13 unanswered points to help the Packers win a third consecutive NFC North title. Completed 25 of 39 passes for 318 yards and two TDs with two INTs. With the Packers trailing, 28-27, with 6:24 remaining, led the offense on an 87-yard scoring drive that was capped off with his 48-yard TD pass to Cobb on fourth down. Facing a fourth-and-8 with 46 seconds left, sprinted to his left to avoid DE Julius Peppers and found Cobb wide open down the middle of the field, heaving a long throw that Cobb caught at the Chicago 10 and ran into the end zone for the winning TD.

**2012:** Started all 16 regular-season games and both playoff contests...Selected to the Pro Bowl for the second straight season and the third time in four seasons...Was named the starting QB for the NFC squad for the second consecutive season, but did not participate in the game due to injuries...Earned second-team All-Pro honors from AP...Was named to the All-NFC team by *Pro Football Weekly*/PFWA...Completed 371 of 552 passes (67.2 percent) for 4,295 yards and 39 TDs with just eight INTs for a 108.0 passer rating...Led the league in passer rating for the second straight season and also led the league in TD percentage (7.1) and TD/INT ratio (4.88, 39/8)...Became the first NFL quarterback to lead the league in passer rating in back-to-back seasons since Manning did so in three straight seasons (2004-06)...Threw 39 TD passes, good for No. 2 in the league and tied for No. 2 in single-season team annals behind only his 45 in 2011...Threw 25 TD passes in the opening nine games of the season, becoming the first QB in NFL history to throw 25-plus TD passes in the first nine games in two different seasons (28 TD passes in 2011)...Finished No. 3 in the league in completion percentage (67.2), good for No. 2 in team history behind only his 68.3 percentage in '11...Ranked No. 1 in the NFL in passer rating (110.8) and yards per attempt (9.01) on third down...Finished No. 2 in the league in passer rating (109.9) and TD percentage (36.4) in the red zone...Ranked No. 4 in the NFL in passer rating (117.4) and No. 2 in TD passes (14) against the blitz...**Vs. New Orleans (Sept. 30):** Earned NFC Offensive Player of the Week honors for his performance, connecting on 31 of 41 passes for 319 yards and four TDs. Helped the offense produce a season-high 30 first downs, the most by the Packers since they had 31 at Detroit on Nov. 12, 1989...**At Houston (Oct. 14):** Had one of the finest performances of his prolific career, completing 24 of 37 passes for 338 yards and a career-high six TDs. The six TD passes tied Flynn (vs. Detroit, Jan. 1, 2012) for the single-game franchise record. Became just the fourth QB in NFL history to throw for 330-plus yards and six TDs and no INTs in a game, joining Brady, Mark Rypien and Tittle. Was named the NFC Offensive Player of the Week for his performance...**At St. Louis (Oct. 21):** Continued his momentum by throwing for 342 yards and three TDs on 30-of-37 passing with no INTs. The 81.1 completion percentage was the third highest of his career and set a team record among QBs with 35-plus attempts in a game. His three TD passes gave him 16 between Weeks 4 and 7, a franchise record for the most TD passes over a four-game span. His 5-yard TD pass to Cobb in the third quarter was the 150th in Rodgers'



career in the regular season. With the TD pass, he topped Marino's mark (69) for the fewest career INTs (42) at the time of his 150th career TD pass. Reached the 150-TD mark in his 76th career game, the second-best mark in NFL history behind only Marino (62)...**Vs. Jacksonville (Oct. 28):** Connected on 22 of 35 passes for 186 yards and two TDs, the second of which moved him past Starr for No. 2 all-time in franchise history with 153. The two TD throws gave him 21 TD passes in the first eight games as he became the first QB in NFL history to throw for 20-plus TDs in the opening eight games of back-to-back seasons. Also set the franchise record for the most TD passes over a five-game span with 18...**At Chicago (Dec. 16):** Led an efficient offensive effort to help the Packers clinch their second straight NFC North title. The win marked Green Bay's 12th straight in the division, which tied the longest streak in the league since realignment in 2002. Connected on 23 of 36 attempts for 291 yards and three TDs with no INTs. Fired all three of his TD passes to Jones on a series of four possessions between the second and third quarters that turned a 7-0 deficit into a 21-7 lead...**Vs. Minnesota (NFC Wild Card, Jan. 5):** Continued his postseason efficiency, completing 23 of 33 passes for 274 yards and a TD with no INTs in what was the first home playoff victory of his career as a starter. Finished with a 104.9 passer rating, his fifth of 100-plus in seven postseason starts.

**2011:** Started 15 contests, resting the final game, and earned league MVP honors...Also started the team's playoff contest...Completed 343 of 502 passes (68.3 percent) for 4,643 yards and 45 TDs with just six INTs...Was also named first-team All-Pro by *AP*, *Pro Football Weekly*/PFWA, *Sporting News* and *Sports Illustrated*...Selected to the Pro Bowl for the second time, getting the starting nod for the NFC squad...Was named the Professional Athlete of the Year by *Sporting News*, the Male Athlete of the Year by *AP*, the NFC Offensive Player of the Year by the Committee of 101, the NFL Offensive Player of the Year by *Sporting News*, and the NFL MVP by *Sports Illustrated*...Won the Bert Bell Award from the Maxwell Club as the most outstanding professional player of the year...Was named the NFC Offensive Player of the Month for September, October and November...It marked four straight months that he won the award (also December 2010), making him the first NFL player to accomplish that feat since the league began recognizing players on a monthly basis in 1986...Set the NFL single-season record with a 122.5 passer rating, topping the previous mark of 121.1 by Manning in '04...Became the first Green Bay QB to lead the NFL in passer rating since the system was implemented in 1973...Set league records for the most 100-plus passer rating games (13) and most 110-plus rating games (12), and tied the NFL mark for the most 140-plus rating games (four)...Set franchise records for TD passes (45), passing yards (4,643), completion percentage (68.3), yards per attempt (9.25), TD/INT ratio (7.50) and 300-yard games (eight), and tied Starr's record (1966) for interception percentage (1.20)...Tied Favre's franchise record (1996) for the most games with four-plus TD passes (five)...Became just the third QB in league history to have 10 games with three-plus TD passes, joining Brady (2007) and Marino (1984)...Tied an NFL record with at least two TD passes in 13 straight games (Games 1-13)...Started the season with 11 consecutive 110-plus rating games, the longest single-season streak in NFL history as he topped Young's mark of seven straight in 1994...Became the first 4,000-yard passer in NFL history to throw six or fewer INTs...His yards per attempt of 9.25 ranked No. 4 by an NFL quarterback since the 1970 AFL-NFL merger...Ranked No. 2 in the league with a 113.3 passer rating on third down, connecting on 80 of 122 passes (65.6 percent) for 1,136 yards and nine TDs with two INTs...Against the blitz, led the NFL with a 131.4 passer rating, a 68.0 completion percentage and an average of 12.0 yards

per attempt...His 131.4 rating against the blitz ranked No. 2 in the NFL since 1993, according to STATS LLC, behind only Manning's 136.8 rating in 2004...Led the league with a 107.3 passer rating in the red zone...**Vs. New Orleans (Sept. 8):** Connected on 27 of 35 passes for 312 yards and three TDs with no INTs on his way to earning NFC Offensive Player of the Week honors. Was locked in from the start, completing 14 of 15 passes in the first quarter for 188 yards and three TDs, becoming just the second QB in NFL history to throw three TDs in the first quarter of a season opener (Buffalo's Jack Kemp - Sept. 13, 1964). The yardage mark in the opening quarter was also his personal best in any quarter of a game in his career...**At Carolina (Sept. 18):** Became the first QB in franchise history to throw for 300-plus yards in each of the first two games of the season when he posted 308 yards and two TD passes on 19-of-30 passing...**Vs. Denver (Oct. 2):** Had one of the most statistically impressive performances of his career, accounting for six TDs (four passing, two rushing) and throwing for a career-high 408 yards on 29-of-38 passing. Became the first QB in NFL history to throw for 400 yards and four TDs and also have two rushing TDs in the game. Became the first QB in franchise annals to eclipse the 400-yard passing mark on more than one occasion (404, vs. N.Y. Giants, Dec. 26, 2010). Earned NFC Offensive Player of the Week honors for the outing...**At Atlanta (Oct. 9):** Completed 26 of 39 attempts for 396 yards and two TDs, tying a team record by completing passes to 12 different receivers. Threw for 269 yards in the second half, the most by a Green Bay QB in a second half since 1991...**Vs. St. Louis (Oct. 16):** Matched his single-season career high with his fifth 300-yard game in just the sixth contest of the season. Threw for 316 yards and three scores, highlighted by his career-long 93-yard TD pass to Nelson in the second quarter...**At Minnesota (Oct. 23):** Posted the fifth-highest QB rating of his career (146.5), throwing for 335 yards and three TDs on 24-of-30 passing. Matched his career-best streak by completing his first 13 passes of the game, the best mark by a Packers QB since Favre's 13 at Minnesota on Oct. 23, 2005...**At San Diego (Nov. 6):** Earned NFC Offensive Player of the Week honors for the third time on the season, completing 21 of 26 passes for 247 yards and four TDs for a 145.8 passer rating. Set an NFL single-season record with his eighth straight 110-plus rating game, topping the mark of seven by Young in 1994. Posted a season-high 52 rushing yards on eight carries (6.5 avg.)...**Vs. Minnesota (Nov. 14):** Joined Warner (1999) as the only QBs in NFL history to post three consecutive 140-plus rating games in a single season by completing 23 of 30 passes for 250 yards and four TDs, good for a 140.1 rating. Broke Favre's franchise record for 110-rating games (eight, 2007) and consecutive games with at least two TD passes (eight, 1994), doing each for the ninth time on the season...**At Detroit (Nov. 24):** Further extended his league record by registering his 11th consecutive 110-plus rating game as he completed 22 of 33 passes for 307 yards and two TDs...**At N.Y. Giants (Dec. 4):** Connected on 29 of 46 attempts for 369 yards and four TDs in a hostile road environment. Set new franchise records by posting his eighth 300-yard passing game and ninth with three-plus TD passes. Extended his NFL record of consecutive games with a 100-plus passer rating to 12...**Vs. Oakland (Dec. 11):** Became the fastest player to reach the 4,000-yard passing plateau in franchise history by topping the mark in his 13th game of the season. It also tied him for the second fastest in league annals behind only Brees (12 games in 2011). Connected on 17 of 30 passes for 281 yards and two TDs, joining Manning (2004) and Brady (2010-11) as the only QBs in NFL history to throw at least two TD passes in 13 consecutive games...**Vs. Chicago (Dec. 25):** Threw a season-high five TD passes, giving him a team-record 45 on the season, en route to leading the Packers to their franchise-record 14th regular-season win...**Vs. Detroit (Jan. 1):** Listed as inactive as the coaching



staff elected to rest him with home-field advantage throughout the playoffs having been secured the previous week.

**2010:** Started 15 contests, missing one game with a concussion, and was named a first alternate for the Pro Bowl... Completed 312 of 475 passes (65.7 percent) for 3,922 yards, 28 TDs and 11 INTs for a 101.2 rating as he became the first QB in franchise history to post a 100-plus passer rating in back-to-back seasons... Ranked No. 3 in the NFL in passer rating, No. 7 in passing yards, tied for No. 6 in TD passes and second in 25-yard passes (40)... Was named FedEx Air NFL Player of the Year and NFC Offensive Player of the Month for December/January and twice earned NFC Offensive Player of the Week honors (Weeks 13 and 16)... Finished third among NFL QBs with 356 rushing yards on 64 carries (5.6 avg.)... Tied for the team lead with four rushing TDs, his third straight campaign with four-plus rushing TDs as he became the first Packers QB since Rote (1954-56) to do so... Ranked No. 1 in the NFL (min. 100 attempts) with a 104.5 passer rating against the blitz, completing 111 of 167 attempts (66.5 percent) for 1,503 yards and 11 TDs with five INTs... Registered a 110-plus passer rating in four consecutive games (Week 9, Weeks 11-13) to become the first NFL QB since the 1970 merger to post four straight 110-plus rating games in back-to-back seasons (Weeks 3-4, 6-7 in 2009)... Posted a 109.8 passer rating in four postseason contests, completing 90 of 132 passes (68.2 percent) for 1,094 yards and nine TDs with two INTs... **vs. Miami (Oct. 17):** Missed some practice time during the week due to a concussion sustained the previous week at Washington (Oct. 10), but returned to make his 38th straight start. Finished with 313 yards on 18-of-33 passing with a TD and an INT. Threw a season-long 86-yard TD pass to WR Greg Jennings late in the first quarter, the longest regular-season completion by a Green Bay QB since Favre's 99-yard scoring strike to WR Robert Brooks at Chicago on Sept. 11, 1995. On the final possession of regulation, engineered a 69-yard drive that he capped off with a sneak up the middle on fourth-and-goal from the 1 to send the game into OT... **At Minnesota (Nov. 21):** Threw four TD passes and connected on 22 of 31 throws for 301 yards and a season-high 141.3 passer rating... **At Atlanta (Nov. 28):** Completed 26 of 35 attempts for 344 yards and a TD while adding a season-high 51 rushing yards and a TD on a career-high 12 carries... **vs. San Francisco (Dec. 5):** Earned NFC Offensive Player of the Week honors as he completed 21 of 30 passes for 298 yards and three TDs for a 135.1 passer rating. Didn't throw an INT for the fifth straight game, the first Packers QB to do so since Starr in 1966. Had a pair of TD passes of 55-plus yards for the first time in his career, connecting with Jennings for a 57-yard score in the second quarter and with WR Donald Driver on a 61-yard TD in the third quarter... **At Detroit (Dec. 12):** Threw for 46 yards on 7-of-11 passing before departing due to a concussion. With just over three minutes remaining in the first half, scrambled for an 18-yard gain to the Green Bay 43 but took

hits from S Amari Spivey and LB Landon Johnson, with his head hitting the turf. Took three more snaps before being replaced by Flynn for the remainder of the game. Prior to his exit, saw his streak of 181 attempts without an INT come to an end when a deep pass in the first quarter bounced out of Jennings' arms and into Spivey's... **At New England (Dec. 19):** Inactive due to the concussion, which snapped a streak of 45 consecutive starts that was the fourth-longest streak in the league among active QBs at that point... **vs. N.Y. Giants (Dec. 26):** Returned to action and turned in one of the best outings of his career on his way to earning NFC Offensive Player of the Week honors. Threw for a season-high 404 yards on 25-of-37 passing with four TD passes. His yardage total was the most by a Green Bay QB in the regular season since Dickey's 418-yard game vs. Tampa Bay (Oct. 12, 1980), and it was the first 400-yard, four-TD, zero-INT performance in franchise annals. It also marked the 10th time in his career that he threw three-plus TDs and zero INTs in a game, the most in NFL history by a QB within three seasons of his first start (Warner, nine, 1999-2001). Led the Packers to 515 total yards, the most since the team posted 548 at Oakland (Dec. 22, 2003)... **At Atlanta (NFC Divisional, Jan. 15):** Had one of the finest playoff games by a QB in NFL playoff history, connecting on 31 of 36 passes for 366 yards and three TDs. His 136.8 passer rating was the highest in league postseason history among QBs with 35-plus attempts. The 31 completions and 86.1 completion percentage were franchise single-game postseason records, and the completion percentage ranks No. 1 in NFL history for QBs with 35-plus attempts. Became the first QB in NFL playoff history to throw for 350 yards, three TDs and zero INTs and rush for a TD in a game. Completed all 10 of his third-down passing attempts for 151 yards. Helped lead the Packers to a franchise postseason-record 48 points. Combined with the 45-point outing at Arizona in the 2009 Wild Card contest, the Packers became the first team in NFL history to record 45 points in a game in consecutive seasons. His three TD passes gave him 10 in his first three postseason starts, the most in NFL history as he surpassed Lamonica, Marino and Jeff George (nine each). Along with his 121.4 rating at Arizona in the '09 playoffs and his 122.5 rating at Philadelphia the week before, became the first QB in NFL history to register a 120-plus rating in each of his first three postseason starts. Also became the first QB in NFL postseason history to throw for three-plus TDs in each of his first three playoff starts... **vs. Pittsburgh (Super Bowl XLV, Feb. 6):** Closed out his torrid postseason by earning Super Bowl MVP honors with a masterful performance in the world championship game. Completed 24 of 39 passes for 304 yards and three TDs. Joined Montana, Young and Jake Delhomme as the only QBs to throw for 300 yards and three scores with no INTs in a Super Bowl. First TD pass came on a perfectly placed throw to Nelson for a 29-yard score. Threaded a pass into the hands of Jennings for a 21-yard TD in the second quarter with S Ryan Clark just missing the ball and S Troy Polamalu's hard shot from

### TAKING HIS PLACE AMONG THE GAME'S BEST

Now firmly entrenched in his role as the face of the franchise, QB **Aaron Rodgers** has gone from solid first-year starter to Pro Bowl starter to Super Bowl Most Valuable Player to two-time NFL MVP, and is widely regarded as one of the game's top signal callers.

- For his career, he has completed 3,188 of 4,895 passes (65.1 percent) for 38,502 yards and 313 touchdowns with only 78 interceptions, for a 103.8 passer rating. The rating ranks No. 1 in NFL history for the regular season (min. 1,500 attempts); he also ranks No. 1 in league annals in TD/INT ratio (4.01, 313/78) and No. 7 in yards/attempt (7.87) and completion percentage (65.1).
- Rodgers earned NFL MVP honors for the first time after a record-breaking 2011 campaign. He led the Packers to a franchise-best 15-win regular season and set team single-season records for TD passes (45), yards (4,643), completion percentage (68.3), yards per attempt (9.25) and passer rating (122.5). His passer rating was also an NFL single-season record, and his 45 TD passes rank sixth in league history.
- In 2014, Rodgers became the eighth player in league annals to win MVP more than once, after leading the NFL in TD/INT ratio (7.60, 38/5) and ranking No. 2 in passer rating (112.2) and yards per attempt (8.43).
- His career interception percentage of 1.59 ranks No. 1 in NFL history among QBs with more than 1,500 attempts.
- Rodgers is the only QB in league history to record a 100-plus passer rating in six consecutive seasons (2009-14), with no other signal caller doing so in more than four straight seasons.

behind failing to knock it free from the WR's arms. Found Jennings once more in the back right corner of the end zone in the third quarter to extend the lead to 28-17. Perhaps his best throw of the game came on the Packers' clock-killing drive late in the fourth quarter. On third-and-10 from the Green Bay 25, fired the ball to Jennings down the seam just beyond the outstretched arms of CB Ike Taylor, hitting Jennings in stride for a 31-yard gain and a new set of downs. The drive burned 5:19 off the clock and set up a 23-yard Crosby FG to extend the lead to 31-25, forcing Pittsburgh to drive for a TD instead of a game-tying FG.

**2009:** Selected to the Pro Bowl for the first time in his career...Started every game for the second straight season and completed 350 of 541 passes (64.7 percent) for 4,434 yards, 30 TDs and seven INTs for a 103.2 rating, which ranked fourth in the NFL...Ranked No. 4 in the league in passing yards and TD passes and led the NFL in INT percentage (1.29), with the latter ranking second at the time in team history to Starr's 1.20 in 1966...Posted 12 games without an INT to break Starr's franchise mark (min. 15 att.) of 11 in 1964...Nearly broke Dickey's single-season team record for passing yards set in 1984 (4,458), while joining Favre (1998-99) as the only QBs in team history to post back-to-back 4,000-yard seasons and joining Dickey and Favre as the only Green Bay QBs to hit 30 TDs in one season...Had a 133.5 rating on third down, which led the league and was the highest since Warner (137.3) in 1999; third-down production included an NFL-best 14 TDs, no INTs and a league-high 1,710 yards, the most yards by an NFL QB since the stat began to be kept in 1991...Was tied for the NFL lead (with Donovan McNabb and Romo) with 17 completions of 40-plus yards...Was tied for second in the league (with Romo and Brees) with 39 completions of 25-plus yards, trailing only Eli Manning's 42...Rushed for 316 yards and five TDs on 58 carries (5.4 avg.), the second-most yards by any QB in 2009 (David Garrard, 323) and the most runs of 10-plus yards with 14...His five rushing TDs were the most since Majkowski posted the same number in '89... Became the first QB in NFL history to throw 30 or more TDs and seven or fewer INTs and rush for five TDs in the same season...Earned AFC Offensive Player of the Month honors for October...**At Minnesota (Oct. 5):** Threw for a season-high 384 yards on 26-of-37 passing for a 110.6 rating. Was intercepted for the first time on the season when CB Antoine Winfield picked off his pass intended for Jennings on the right sideline at the Minnesota 23 early in the second quarter; the INT snapped a streak of 159 passing attempts without one...**Vs. Detroit (Oct. 18):** Completed 29 of 37 passes for 358 yards, two TDs and one INT for a 113.7 rating, giving him two career firsts – back-to-back games with 350-plus yards and three straight contests with a 110.0 rating or better. His 78.3 completion percentage was the second-best single-game performance in team history at the time (min. 35 attempts), trailing only Favre's 79.5 percent on 31-of-39 passing at Minnesota on Nov. 21, 1998...**At Cleveland (Oct. 25):** Completed 15 of 20 passes for 246 yards, three TDs and no INTs for a 155.4 passer rating, the best single-game rating in franchise history (min. 20 attempts). His fourth straight game with a 110.0-plus passer rating made him only the second QB in team history to accomplish the feat in the same season (Starr, Sept. 18-Oct. 9, 1966)...**At Arizona (NFC Wild Card, Jan. 10):** Posted a team playoff-record 423 yards and four TDs on 28-of-42 passing with one INT for a 121.4 rating. The four TD passes matched a franchise playoff mark held by Starr (at Dallas, Jan. 1, 1967) and Dickey (vs. St. Louis, Jan. 8, 1983). The yardage total was tied for No. 5 in NFL playoff history at the time, and his 319 yards passing after halftime set an NFL playoff record, eclipsing the previous mark of 274 yards set by Marino (at Buffalo, Dec. 30, 1995). Became only the sixth QB in the Super Bowl era to throw for 400 yards/four TDs

in a postseason game, and one of only two signal callers to post 400 yards/four TDs and a rushing TD in a playoff game (Peyton Manning, vs. Denver, Jan. 9, 2005). Completed six passes of 25-plus yards as he helped the team come back from a 21-point deficit in the second half to tie the game, with the longest score coming on a 30-yarder to Jones on fourth-and-5 early in the fourth quarter.

**2008:** Took over as the starter after waiting patiently for three years for his opportunity behind Favre...Became the first QB other than Favre to start a Packers game since Majkowski (Sept. 20, 1992), starting all 16 games and ranking third in the NFC and sixth in the NFL with a 93.8 passer rating...Completed 341 of 536 passes (63.6 percent) for 4,038 yards, 28 TDs and 13 INTs...Was under center for 1,039 of 1,049 (99.1 percent) offensive plays...Ranked fourth in the league in both TD passes and passing yards...Became just the fourth QB in team history to surpass 4,000 yards in one season (Favre, Dickey, Majkowski) and only the second in NFL history to throw for 4,000 yards in the first season that he started a game (Warner, St. Louis, 1999)...Ranked No. 3 in the NFL with a 105.8 passer rating on third down, including 14 TDs, which trailed only Rivers' 15...Completed 16 passes of 40-plus yards, tied for first in the NFL with Brees...Was tied for fifth in the league with 48 completions of 20-plus yards...Finished third on the team with 207 rushing yards on 56 carries (3.7 avg.), and tied for the team lead with four rushing TDs...**Vs. Minnesota (Sept. 8):** Started his first NFL game and completed 18 of 22 passes for 178 yards and a TD with no INTs. His 81.8 completion percentage ranks as the second-best mark in league history by a QB in his first start (min. 20 attempts), behind only former Jacksonville QB Rob Johnson's 83.3 percentage (20 of 24) in 1997. Scored his first career rushing TD on a 1-yard plunge in the fourth quarter to give Green Bay a 24-12 lead...**At Detroit (Sept. 14):** Posted the first 300-yard passing day of his NFL career and threw three TD passes as he connected on 24 of 38 passes for 328 yards...**At Tampa Bay (Sept. 28):** Sprained his right shoulder in the third quarter on a 7-yard scramble as he dove to extend the ball for a first down. On the next series, hit Jennings for a 48-yard TD pass, but then sat out the following series with the injury. Returned for one more series late in the fourth quarter before exiting the game for good. Finished the afternoon 14 of 27 for 165 yards and two TDs, but had a string of 157 consecutive passes without an INT snapped...**Vs. Atlanta (Oct. 5):** Started despite being limited all week in practice as he recovered from a sprained right shoulder. Recorded the second 300-yard passing game of his pro career as he connected on 25 of 37 passes for 313 yards and three TDs...**Vs. Detroit (Dec. 28):** Completed 21 of 31 passes for 308 yards and three TDs for a season-high 132.2 passer rating, matching his season best with the three TD passes. With the Lions having just scored a TD to narrow Green Bay's lead to 24-21, connected on a season-long pass when he found Driver deep down the right sideline midway through the fourth quarter for a 71-yard score. The pass also put him over the 4,000-yard mark for the season.

**2007:** Serving as Favre's backup for the third straight season, he appeared in two regular-season games and completed 20 of 28 passes (71.4 percent) for 218 yards with one TD and no INTs for a 106.0 rating, plus seven rushes for 29 yards (4.1 avg.)...Put together his best preseason as a pro, completing 37 of 59 passes (62.7 percent) with three TDs in four appearances...**Vs. Minnesota (Nov. 11):** Saw his first action of the regular season, entering with 3:56 remaining and completing both of his passes for 17 yards, including a 15-yarder to Jones on his first throw...**At Dallas (Nov. 29):** Was inserted into the game in the second quarter after Favre suffered elbow and shoulder injuries. Completed 18 of 26 passes for 201 yards and one TD for a

104.8 passer rating, plus had five rushes for 30 yards (6.0 avg.). On the Packers' final drive of the first half, found Jennings for a 43-yard catch-and-run and connected with him again on an 11-yard TD (Rodgers' first TD pass as a pro). In the third quarter, led a 12-play, 69-yard drive that finished with a 1-yard Ryan Grant TD plunge; on the series, completed all six passes for 61 yards, including throws of 22 and 17 yards. In the fourth, led the team's final scoring drive that culminated in a 52-yard Crosby FG. Injured a hamstring the following week in practice and was inactive for the final four regular-season games before recovering to serve as Favre's backup in the postseason... **Vs. Seattle (NFC Divisional, Jan. 12):** Played the final series, but did not attempt a pass.

**2006:** Served as the No. 2 QB for the team's first 10 games, playing in two contests...Was on injured reserve (foot) for the final six games...In the preseason, served as the No. 2 QB for all four games...Completed 22 of 38 passes for 323 yards and three TDs, including an 85-yard pass to Jennings, vs. Atlanta (Aug. 19)...Before sustaining a broken foot in Week 11 that ended his season, had taken 36 regular-season offensive snaps and completed 6 of 15 passes (40.0 percent) for 46 yards, with no TDs or INTs, for a 48.2 rating...**At Philadelphia (Oct. 2):** Made his season debut in place of an injured Favre (neck/head); nearly engineered a TD drive on the last series of the game, completing 2 of 3 passes for 14 yards, but the Packers were held out of the end zone on a goal-line stand...**Vs. New England (Nov. 19):** Saw the most extensive action of his career to date when he was inserted into the lineup for an injured Favre (elbow), and played the last two offensive snaps of the first half and the entire second half. Completed 4 of 12 passes and had a 6-yard scramble on a third-and-6. Played the second half with a foot injury he sustained toward the start of the third quarter; postgame tests revealed a fracture that caused him to miss the rest of the season. Was placed on injured reserve on Nov. 21.

**2005:** Saw action in three games as a rookie...Was active but did not play in the 13 other contests...Completed 9 of 16 attempts (56.3 percent) for 65 yards, with one INT, and a 39.8 passer rating...Also credited with two rushes for 7 yards (3.5 avg.), including a kneel-down on the season's final snap after Favre was given a curtain call...Got an extended look in the preseason opener vs. San Diego (Aug. 11), replacing Favre; endured a malfunctioning helmet radio, four offensive penalties and two sacks, and as a result the coaching staff didn't get a great look at him in his rainy preseason debut...Struggled as the No. 2 QB the following week at Buffalo (Aug. 20), going 4 for 9 for 21 yards, with one sack and an INT; his two best plays were carries (22, 9 yards)...Ended the preseason on a good note, orchestrating an important scoring drive, converting two third downs, before hitting TE Ben Steele on a 12-yard TD at Tennessee (Sept. 1)...**Vs. New Orleans (Oct. 9):** Made his NFL debut in a 52-3 win. Entered on the Packers' initial series of the fourth quarter and completed his lone attempt, his first career pass, to FB Vonta Leach for no gain...**At Baltimore (Dec. 19):** Got his most extensive playing time in a 48-3 loss on *Monday Night Football*. Came off the bench toward the end of the third quarter and finished the contest, going 8 for 15 with one INT, plus one carry for 8 yards...**Vs. Seattle (Jan. 1):** Took the game's final kneel-down, his only play, after replacing Favre, who had started the drive...**2005 Draft:** Selected by the Packers in the first round with the No. 24 overall pick. Was the second QB taken after Alex Smith (49ers) at No. 1, the eighth QB drafted by the Packers in the first round and the first since Rich Campbell, also from Cal, in 1981. Also joined Campbell as the only Cal players drafted by Green Bay in the first round. Passed on his final year of eligibility.

**COLLEGE:** A two-year starter and letterman at California, he completed 424 of 665 passes (63.8 percent) for 5,469 yards, with 43 TDs and 13 INTs, while playing in 25 games with 22 starts...His 150.3 career passer-efficiency rating and 1.95 INT percentage are both tops in school history...Threw for 250-plus yards 10 times and had 160 rushes for 336 yards (2.1 avg.) and eight TDs...With scant Division I interest after two highly successful prep seasons, began his college career at Butte College, near Chico, Calif. ...It was there that Cal coach Jeff Tedford noticed Rodgers while watching video of a teammate, TE Garrett Cross (who later, too, became a Cal Golden Bear, and then a Green Bay Packer)...After watching him practice and feeling confident in his ability to thrive in Berkeley, Tedford offered Rodgers a scholarship ...Majored in American studies...**Junior season (2004):** Started all 12 games for the Bears, including the Holiday Bowl vs. Texas Tech (Dec. 30)...Finished with 209 completions in 316 attempts (66.1 percent) for 2,566 yards and 24 TDs, with eight INTs...Helped the team reach its highest national ranking (No. 4) since 1952, produce its best regular-season record (10-1) in 54 years and record the most conference wins (seven) in 55 years...Led an offense that ranked first in the conference in passing efficiency (167.39, fourth nationally), total offense (494.7 ypg, fifth), scoring offense (37.3 ppg, sixth) and rushing offense (260 ypg, fifth)...Offense was second-highest scoring in school history...Named first-team All-Pacific-10, and received honorable mention All-America recognition from *AP, College & Pro Football Newsweekly* and *Sports Illustrated.com*...Also was a second-team Pac-10 All-Academic choice...Was one of 15 players to receive letters from the Heisman Trophy Committee in November, and was named to the watch lists for the Walter Camp Foundation Player of the Year Award, the Maxwell Award and the Davey O'Brien Award...Served as team co-captain and was chosen as Cal's co-Offensive MVP...Finished second in the conference in passing efficiency (154.4), behind Southern California's Matt Leinart; the efficiency mark ranked eighth among all NCAA passers in 2004 and was the second-best achievement in Cal annals (164.5, Dave Barr, 1993)...Fired three or more TDs four times on the season...Completed a single-game school-record 23 consecutive passes at USC (Oct. 9) to tie an NCAA mark, running his school-record string to 26 straight completions dating back to the previous game at Oregon State (Oct. 2)...Finished 29 of 34 for 85.3 percent against the Trojans, another school record...**Sophomore season (2003):** Upon transferring from Butte College, played in three of the Golden Bears' first four games before taking over as the starter in Game 5 at Illinois (Sept. 20), leading Cal to a 7-3 record as a starter...Authored one of the finest quarterback seasons of any sophomore in Pac-10 history to that point, throwing for 2,903 yards and 19 TDs, with only five INTs, on 215-of-349 passing (61.6 percent)...The passing yardage total ranked second on Cal's all-time list at the time and his INT percentage of 1.43 set a school record (breaking old mark of 1.69 set by Gary Graumann in 1977)...Additionally, his passer-efficiency rating (146.6) ranked fourth in school annals, and with 210 yards rushing, his 3,113 total yards ranked second...Registered 300 or more yards through the air five times, tying Pat Barnes' school record...Authored two major INT-free streaks: the first came as he started his Cal career with 98 straight passes without an INT, the second came later in the season as he threw 105 times without a pick, ending at Oregon (Nov. 8)...Over the last five games of the season, completed 68.2 percent of his passes (105 of 154) for 1,596 yards (319.1 ypg), 12 TDs and two INTs...Was clutch in the school's final two contests, throwing for 348 yards vs. Washington (Nov. 15) and 359 at Stanford (Nov. 22), both must-wins in order for Cal to clinch its first bowl berth since 1996...In the Stanford contest, registered 414 yards of total offense (359 passing, 55 rushing) to record the highest total in the 106-year history of the "Big Game"; it was the fourth-highest total offensive output in team history...Stretched



his streak of 300-yard passing games to three in the Insight Bowl vs. Virginia Tech (Dec. 26), throwing for a collegiate-high 394 yards in the 52-49 win and putting up 424 yards of total offense, third best in school annals...Served as one of two offensive team captains...**Freshman season (2002):** During his one year at Butte College in Oroville, Calif., led the Roadrunners to a 10-1 record, a NorCal Conference championship and a No. 2 national ranking...Passed for 2,408 yards and 28 TDs, with only four INTs, on 164 completions in 265 attempts (61.9 percent)...Also carried 101 times for 294 yards and seven TDs...Authored single-game school records for TDs (six) and all-purpose yards (440)...Earned third-team All-America mention from *J.C. Grid-Wire*, in addition to NorCal Conference and region MVP honors...Voted MVP in a Holiday Bowl victory over San Joaquin Delta (Junior College) with a 251-yard, two-TD pass performance...Listed in *SuperPrep's* JuCo 100, ranking him 41st among all junior-college players nationally.

**PERSONAL:** Given name Aaron Charles Rodgers...Born in Chico, Calif. ...Nickname "A-Rod"...Father, Ed, played offensive guard at Chico State from 1973-76 and then lined up for three-plus seasons (three games in 1978, 1979-81) with the Twin City Cougars, a semi-pro football team in Marysville, Calif.; the Cougars captured the 1980 semi-pro national championship by defeating the Delavan (Wis.) Red Devils, 37-20...Younger brother, Jordan, played

quarterback at Vanderbilt and spent time on Tampa Bay's practice squad in 2013...Was a contestant on *Celebrity Jeopardy!* on an episode that aired in May 2015, defeating Kevin O'Leary from *Shark Tank* and former astronaut Mark Kelly to win \$50,000 for the Midwest Athletes Against Childhood Cancer (MACC) Fund...In May 2018, received an honorary doctorate of humanities degree from the Medical College of Wisconsin for his commitment to end childhood cancer and blood disorders...**High school:** A two-time all-section choice (2000-01) at Pleasant Valley High School in Chico, Calif., he passed for 4,419 yards over the course of his junior and senior seasons and set the single-season school record for passing yards his senior year (2,303)... Also pitched for his high school baseball team as a senior...**Community involvement:** Has become particularly active with the MACC Fund and has raised \$2.8 million for the organization through various campaigns and events... Hosted the fundraising banquet "An Evening With Aaron Rodgers" in Milwaukee each year from 2010-14 on behalf of the organization...In January 2015, was selected as one of three finalists for the Walter Payton Man of the Year Award, the only league award that recognizes a player's off-the-field community service as well as his playing excellence...Won the Bart Starr Award in 2014, which annually recognizes one NFL player for outstanding character and leadership on the field and in the community...In December 2011, hosted "A Pack Lunch With Aaron Rodgers," where MACC Fund do-

## AARON RODGERS' PRO STATISTICS

PASSING							Yds/					Yds			
Year	Team	GP	GS	Att	Cmp	Pct	Yds	Att	TD	Int	Lg	Sk	Lst	Rating	
2005	Green Bay	3	0	16	9	56.3	65	4.1	0	1	16	3	28	39.8	
2006	Green Bay	2	0	15	6	40.0	46	3.1	0	0	16	3	18	48.2	
2007	Green Bay	2	0	28	20	71.4	218	7.8	1	0	43	3	24	106.0	
2008	Green Bay	16	16	536	341	63.6	4,038	7.5	28	13	71t	34	231	93.8	
2009	Green Bay	16	16	541	350	64.7	4,434	8.2	30	7	83t	50	306	103.2	
2010	Green Bay	15	15	475	312	65.7	3,922	8.3	28	11	86t	31	193	101.2	
2011	Green Bay	15	15	502	343	68.3	4,643	9.2	45	6	93t	36	219	122.5	
2012	Green Bay	16	16	552	371	67.2	4,295	7.8	39	8	73	51	293	108.0	
2013	Green Bay	9	9	290	193	66.6	2,536	8.7	17	6	83t	21	117	104.9	
2014	Green Bay	16	16	520	341	65.6	4,381	8.4	38	5	80t	28	174	112.2	
2015	Green Bay	16	16	572	347	60.7	3,821	6.7	31	8	65t	46	314	92.7	
2016	Green Bay	16	16	610	401	65.7	4,428	7.3	40	7	66t	35	246	104.2	
2017	Green Bay	7	7	238	154	64.7	1,675	7.0	16	6	72	22	168	97.2	
<b>NFL totals (13 years)</b>		<b>149</b>	<b>142</b>	<b>4,895</b>	<b>3,188</b>	<b>65.1</b>	<b>38,502</b>	<b>7.9</b>	<b>313</b>	<b>78</b>	<b>93t</b>	<b>363</b>	<b>2,331</b>	<b>103.8</b>	

PLAYOFFS							Yds/					Yds			
Year	Team	GP	GS	Att	Cmp	Pct	Yds	Att	TD	Int	Lg	Sk	Lst	Rating	
2007	Green Bay	1	0	0	0	--	0	0.0	0	0	0	0	0	--	
2009	Green Bay	1	1	42	28	66.7	423	10.1	4	1	44	5	19	121.4	
2010	Green Bay	4	4	132	90	68.2	1,094	8.3	9	2	38	8	53	109.8	
2011	Green Bay	1	1	46	26	56.5	264	5.7	2	1	21	4	23	78.5	
2012	Green Bay	2	2	72	49	68.1	531	7.4	3	1	44	4	33	97.6	
2013	Green Bay	1	1	26	17	65.4	177	6.8	1	0	26	4	20	97.8	
2014	Green Bay	2	2	69	43	62.3	494	7.2	4	2	46t	3	26	91.1	
2015	Green Bay	2	2	80	45	56.3	471	5.9	4	1	60	2	15	84.9	
2016	Green Bay	3	3	128	80	62.5	1,004	7.8	9	2	42t	10	79	103.8	
<b>Postseason</b>		<b>17</b>	<b>16</b>	<b>595</b>	<b>378</b>	<b>63.5</b>	<b>4,458</b>	<b>7.5</b>	<b>36</b>	<b>10</b>	<b>60</b>	<b>40</b>	<b>268</b>	<b>99.4</b>	

**Additional statistics:** Fumbles-Lost — 2-2 in 2005, 1-1 in 2006, 10-3 in 2008, 10-4 in 2009, 1-1 in '09 playoffs, 4-1 in 2010, 2-1 in '10 playoffs, 4-0 in 2011, 1-1 in '11 playoffs, 5-4 in 2012, 1-0 in '12 playoffs, 4-0 in 2013, 10-2 in 2014, 2-1 in '14 playoffs, 8-4 in 2015, 8-4 in 2016, 1-1 in 2017; NFL total: 67-26. Fumble recoveries — 5 in 2008, 4 in 2009, 1 in 2010, 1 in '10 playoffs, 2 in 2011, 1 in 2012, 1 in '12 playoffs, 1 in 2013, 5 in 2014, 1 in '14 playoffs, 3 in 2015, 1 in 2016, 1 in 2017; NFL total: 24. Miscellaneous tackles — 2 in 2008, 1 in 2009, 2 in '10 playoffs, 1 in '11 playoffs, 1 in 2014, 1 in '14 playoffs, 1 in 2015; NFL total: 5. One reception for -1 yard in 2012.

**NFL debut:** vs. New Orleans, 10/9/05  
**First NFL start:** vs. Minnesota, 9/8/08  
**First passing TD:** at Dallas, 11/29/07 (11 yds., G.Jennings)  
**First rushing TD:** vs. Minnesota, 9/8/08 (1 yd.)  
**First INT:** at Baltimore, 12/19/05 (C.Williams)



nors joined him for an afternoon lunch hour in Green Bay... In December 2016 and December 2017, supported The Salvation Army's Red Kettle Campaign by signing autographs in exchange for monetary donations...Also matched each donation that was made during weekly autograph signings that teammates participated in during the holiday season... In 2009, worked with The Salvation Army to have "Twelve's Day of Christmas," a benefit partnering with Shopko to give holiday gifts to underprivileged children...Co-hosted a charity golf tournament with Young Life from 2006-08... Plays annually in the Andy North and Friends Golf Getaway, an event that raises money and awareness for the Univer-

sity of Wisconsin Paul P. Carbone Comprehensive Cancer Center...A scratch golfer, plays regularly and has played in the American Century Celebrity Golf Championship in Lake Tahoe, Nev., 14 times...Has participated in the Edgar Bennett Celebrity Bowl-A-Thon, the Vince Lombardi Golf Classic and the 2009 ESPY Celebrity Golf Classic...While at Cal, he and WR Geoff McArthur participated in a fundraiser, "Touchdown for Kids," with money donated to local youth programs for every TD pass connection authored by the two.

## AARON RODGERS' PRO STATISTICS

### RUSHING

Year	Team	Att	Yds	Avg	Lg	TD
2005	Green Bay	2	7	3.5	8	0
2006	Green Bay	2	11	5.5	6	0
2007	Green Bay	7	29	4.1	13	0
2008	Green Bay	56	207	3.7	21	4
2009	Green Bay	58	316	5.4	35	5
2010	Green Bay	64	356	5.6	27	4
2011	Green Bay	60	257	4.3	25	3
2012	Green Bay	54	259	4.8	27t	2
2013	Green Bay	30	120	4.0	18	0
2014	Green Bay	43	269	6.3	19	2
2015	Green Bay	58	344	5.9	18	1
2016	Green Bay	67	369	5.5	23	4
2017	Green Bay	24	126	5.3	18	0
<b>NFL totals (13 years)</b>		<b>. . . 525</b>	<b>2,670</b>	<b>5.1</b>	<b>35</b>	<b>25</b>

### PLAYOFFS

Year	Team	Att	Yds	Avg	Lg	TD
2009	Green Bay	3	13	4.3	13	1
2010	Green Bay	14	54	3.9	25	2
2011	Green Bay	7	66	9.4	16	0
2012	Green Bay	5	40	8.0	17	0
2013	Green Bay	2	11	5.5	9	0
2014	Green Bay	4	8	2.0	12	0
2015	Green Bay	3	20	6.7	19	0
2016	Green Bay	8	62	7.8	28	0
<b>Postseason</b>		<b>. . . 46</b>	<b>274</b>	<b>6.0</b>	<b>28</b>	<b>3</b>

### CAREER TRANSACTIONS

- 2005 Selected by Green Bay Packers in the first round (24th overall) of '05 NFL Draft, April 23...Signed first contract, Aug. 1.
- 2006 Placed on injured reserve (foot), Nov. 21.
- 2008 Signed contract extension, Oct. 31.
- 2013 Signed contract extension, April 26.
- 2017 Placed on injured reserve (collarbone), Oct. 20...Activated from injured reserve/designated for return, Dec. 16...Placed on injured reserve (collarbone), Dec. 19.

### RODGERS' SINGLE-GAME CAREER HIGHS

#### Passing

Attempts . . . . . 61, vs. Det. (11/15/15)  
 Completions . . . . . 39, vs. Chi. (10/20/16)  
 Yards . . . . . 480, vs. Was. (9/15/13)  
 Touchdowns . . . . . 6,  
 at Hou. (10/24/12) and vs. Chi. (11/9/14)  
 Long . . . . . 93t,  
 vs. StL (10/16/11) to J.Nelson

#### Rushing

Attempts . . . . . 12, at Atl. (11/28/10)  
 Yards\* . . . . . 60, at Atl. (10/30/16)  
 Touchdowns . . . . . 2, vs. Den. (10/2/11)  
 Long . . . . . 35, vs. Min. (11/1/09)

\* Posted 66 rushing yards in '11 playoffs vs. N.Y. Giants, 1/15/12

## AARON RODGERS GAME-BY-GAME

### 2005, GREEN BAY

Date	Opponent	GP/GS	—PASSING—			TD	INT	LG	SK	Rtg	—RUSHING—			
			Att	Cmp	Pct						Att	Yds	TD	
09/11	at Det-L													
09/18	Cle-L													
09/25	TB-L													
10/03	at Car-L													
10/09	NO-W	1/0	1	1	100.0	0	0	0	0	79.2	0	0	0	
10/23	at Min-L													
10/30	at Cin-L													
11/06	Pit-L													
11/13	at Atl-W													
11/21	Min-L													
11/27	at Phi-L													
12/04	at Chi-L													
12/11	Det-W													
12/19	at Bal-L	1/0	15	8	53.3	0	1	16	3	36.8	1	8	0	
12/25	Chi-L													
01/01	Sea-W	1/0	0	0	--	0	0	--	0	--	1	-1	0	
<b>'05 TOTALS</b>		<b>3/0</b>	<b>16</b>	<b>9</b>	<b>65</b>	<b>56.3</b>	<b>0</b>	<b>1</b>	<b>16</b>	<b>3</b>	<b>39.8</b>	<b>2</b>	<b>7</b>	<b>0</b>

# AARON RODGERS GAME-BY-GAME

## 2006, GREEN BAY

Date	Opponent	GP/GS	—PASSING—								—RUSHING—			
			Att	Cmp	Yds	Pct	TD	INT	LG	SK	Rtg	Att	Yds	TD
09/10	Chi-L				(did not play)									
09/17	NO-L				(did not play)									
09/24	at Det-W				(did not play)									
10/02	at Phi-L	1/0	3	2	14	66.7	0	0	11	0	77.1	0	0	0
10/08	StL-L				(did not play)									
10/22	at Mia-W				(did not play)									
10/29	Ari-W				(did not play)									
11/05	at Buf-L				(did not play)									
11/12	at Min-W				(did not play)									
11/19	NE-L	1/0	12	4	32	33.3	0	0	16	3	42.4	2	11	0
11/27	at Sea-L				(injured reserve — foot)									
12/03	NYJ-L				(injured reserve — foot)									
12/10	at SF-W				(injured reserve — foot)									
12/17	Det-W				(injured reserve — foot)									
12/21	Min-W				(injured reserve — foot)									
12/31	at Chi-W				(injured reserve — foot)									
<b>'06 TOTALS</b>		<b>2/0</b>	<b>15</b>	<b>6</b>	<b>46</b>	<b>40.0</b>	<b>0</b>	<b>0</b>	<b>16</b>	<b>3</b>	<b>48.2</b>	<b>2</b>	<b>11</b>	<b>0</b>

## 2007, GREEN BAY

Date	Opponent	GP/GS	—PASSING—								—RUSHING—			
			Att	Cmp	Yds	Pct	TD	INT	LG	SK	Rtg	Att	Yds	TD
09/09	Phi-W				(did not play)									
09/16	at NYG-W				(did not play)									
09/23	SD-W				(did not play)									
09/30	at Min-W				(did not play)									
10/07	Chi-L				(did not play)									
10/14	Was-W				(did not play)									
10/29	at Den-W				(did not play)									
11/04	at KC-W				(did not play)									
11/11	Min-W	1/0	2	2	17	100.0	0	0	15	0	102.1	2	-1	0
11/18	Car-W				(did not play)									
11/22	at Det-W				(did not play)									
11/29	at Dal-L	1/0	26	18	201	64.3	1	0	43	3	104.8	5	30	0
12/09	Oak-W				(inactive — third QB)									
12/16	at StL-W				(inactive — third QB)									
12/23	at Chi-L				(inactive — third QB)									
12/30	Det-W				(inactive — third QB)									
<b>'07 TOTALS</b>		<b>2/0</b>	<b>28</b>	<b>20</b>	<b>218</b>	<b>71.4</b>	<b>1</b>	<b>0</b>	<b>43</b>	<b>3</b>	<b>106.0</b>	<b>7</b>	<b>29</b>	<b>0</b>
01/12	Sea-W	1/0	0	0	0	--	0	0	--	0	--	0	0	0
01/20	NYG-L				(did not play)									
<b>PLAYOFFS</b>		<b>1/0</b>	<b>0</b>	<b>0</b>	<b>0</b>	<b>--</b>	<b>0</b>	<b>0</b>	<b>--</b>	<b>0</b>	<b>--</b>	<b>0</b>	<b>0</b>	<b>0</b>

\*NFC Divisional Playoff; \*NFC Championship

## 2008, GREEN BAY

Date	Opponent	GP/GS	—PASSING—								—RUSHING—			
			Att	Cmp	Yds	Pct	TD	INT	LG	SK	Rtg	Att	Yds	TD
09/08	Min-W	1/1	22	18	178	81.8	1	0	56	0	115.5	8	35	1
09/14	at Det-W	1/1	38	24	328	63.2	3	0	62	1	117.0	4	25	0
09/21	Dal-L	1/1	39	22	290	56.4	0	0	50	5	80.1	5	10	1
09/28	at TB-L	1/1	27	14	165	51.9	2	3	48t	3	55.9	2	8	0
10/05	AtL-L	1/1	37	25	313	67.6	3	1	44t	2	109.4	2	4	0
10/12	at Sea-W	1/1	30	21	208	70.0	2	0	45t	2	111.5	6	23	1
10/19	Ind-W	1/1	28	21	186	75.0	1	0	24	0	104.2	3	8	0
11/02	at Ten-L	1/1	41	22	314	53.7	1	1	52	4	76.7	2	11	0
11/09	at Min-L	1/1	26	15	142	57.7	0	0	19	4	72.9	1	1	0
11/16	Chi-W	1/1	30	23	227	76.7	2	1	29	0	105.8	1	1	0
11/24	at NO-L	1/1	41	23	248	56.1	2	3	29	2	59.8	8	36	1
11/30	Car-L	1/1	45	29	298	64.4	3	1	46	2	96.3	5	26	0
12/07	Hou-L	1/1	30	19	295	63.3	2	1	63	2	104.2	1	4	0
12/14	at Jax-L	1/1	32	20	278	62.5	1	1	46	3	87.8	5	22	0
12/22	at Chi-L	1/1	39	24	260	61.5	2	1	35	0	87.6	2	-6	0
12/28	Det-W	1/1	31	21	308	67.7	3	0	71t	4	132.2	1	-1	0
<b>'08 TOTALS</b>		<b>16/16</b>	<b>536</b>	<b>341</b>	<b>4038</b>	<b>63.6</b>	<b>28</b>	<b>13</b>	<b>71t</b>	<b>34</b>	<b>93.8</b>	<b>56</b>	<b>207</b>	<b>4</b>

VETERANS

Community

Admin & Coaches

Rodgers

Draft & Free Agents

2017 Review

Records & History

Lambeau Field

Misc.



# AARON RODGERS GAME-BY-GAME

## 2012, GREEN BAY

Date	Opponent	GP/GS	—PASSING—						—RUSHING—					
			Att	Cmp	Yds	Pct	TD	INT	LG	SK	Rtg	Att	Yds	TD
09/09	SF-L	1/1	44	30	303	68.2	2	1	49	3	93.3	5	27	0
09/13	Chi-W	1/1	32	22	219	68.8	1	1	26t	5	85.3	3	-6	0
09/24	at Sea-L	1/1	39	26	223	66.7	0	0	31	8	81.5	2	17	0
09/30	NO-W	1/1	41	31	319	75.6	4	1	20	0	119.9	5	13	0
10/07	at Ind-L	1/1	32	20	235	62.5	3	1	31t	5	103.0	5	57	0
10/14	at Hou-W	1/1	37	24	338	64.9	6	0	48t	2	133.8	2	17	0
10/21	at STL-W	1/1	37	30	342	81.1	3	0	52	3	132.2	2	0	0
10/28	Jax-W	1/1	35	22	186	62.9	2	0	31	2	95.7	3	4	0
11/04	Ari-W	1/1	30	14	218	46.7	4	1	72t	1	96.9	8	33	0
11/18	at Det-W	1/1	27	19	236	70.4	2	1	40	3	106.4	1	3	0
11/25	at NYG-L	1/1	25	14	219	56.0	1	1	61t	5	81.9	3	22	0
12/02	Min-W	1/1	35	27	286	77.1	1	1	33	2	98.0	4	15	0
12/09	Det-W	1/1	24	14	173	58.3	0	0	38	3	80.7	3	32	1
12/16	at Chi-W	1/1	36	23	291	63.9	3	0	31	3	116.8	4	14	0
12/23	Ten-W	1/1	38	27	342	71.1	3	0	34	1	125.1	4	11	1
12/30	at Min-L	1/1	40	28	365	70.0	4	0	73	5	131.8	0	0	0
<b>'12 TOTALS</b>		<b>16/16</b>	<b>552</b>	<b>371</b>	<b>4295</b>	<b>67.2</b>	<b>39</b>	<b>8</b>	<b>73</b>	<b>51</b>	<b>108.0</b>	<b>54</b>	<b>259</b>	<b>2</b>
01/05	Min-W	1/1	33	23	274	69.7	1	0	32	3	104.9	2	12	0
01/12	at SF-L	1/1	39	26	257	66.7	2	1	44	1	91.5	3	28	0
<b>PLAYOFFS</b>		<b>2/2</b>	<b>72</b>	<b>49</b>	<b>531</b>	<b>68.1</b>	<b>3</b>	<b>1</b>	<b>44</b>	<b>4</b>	<b>97.6</b>	<b>5</b>	<b>40</b>	<b>0</b>

*'NFC Wild Card Playoff; 'NFC Divisional Playoff*

## 2013, GREEN BAY

Date	Opponent	GP/GS	—PASSING—						—RUSHING—					
			Att	Cmp	Yds	Pct	TD	INT	LG	SK	Rtg	Att	Yds	TD
09/08	at SF-L	1/1	37	21	333	56.8	3	1	38	2	102.6	2	13	0
09/15	Was-W	1/1	42	34	480	81.0	4	0	57	4	146.0	3	-3	0
09/22	at Cin-L	1/1	43	26	244	60.5	1	2	30	4	64.5	3	24	0
10/06	Det-W	1/1	30	20	274	66.7	1	0	83t	1	106.8	5	8	0
10/13	at Bal-W	1/1	32	17	315	53.1	1	1	64t	3	84.8	5	21	0
10/20	Cle-W	1/1	36	25	260	69.4	3	0	39	1	117.8	4	12	0
10/27	at Min-W	1/1	29	24	285	82.8	2	0	76t	2	130.6	6	31	0
11/04	Chi-L	1/1	2	1	27	50.0	0	0	27	1	95.8	1	9	0
11/10	Phi-L				(inactive — collarbone)									
11/17	at NYG-L				(inactive — collarbone)									
11/24	Min-T				(inactive — collarbone)									
11/28	at Det-L				(inactive — collarbone)									
12/08	Atl-W				(inactive — collarbone)									
12/15	at Dal-W				(inactive — collarbone)									
12/22	Pit-L				(inactive — collarbone)									
12/29	at Chi-W	1/1	39	25	318	64.1	2	2	48t	3	85.2	1	5	0
<b>'13 TOTALS</b>		<b>9/9</b>	<b>290</b>	<b>193</b>	<b>2536</b>	<b>66.6</b>	<b>17</b>	<b>6</b>	<b>83t</b>	<b>21</b>	<b>104.9</b>	<b>30</b>	<b>120</b>	<b>0</b>
01/05	SF-L	1/1	26	17	177	65.4	1	0	26	4	97.8	2	11	0

*'NFC Wild Card Playoff*

## 2014, GREEN BAY

Date	Opponent	GP/GS	—PASSING—						—RUSHING—					
			Att	Cmp	Yds	Pct	TD	INT	LG	SK	Rtg	Att	Yds	TD
09/04	at Sea-L	1/1	33	23	189	69.7	1	1	23	3	81.5	0	0	0
09/14	NYJ-W	1/1	42	25	346	59.5	3	0	80t	4	109.8	6	28	0
09/21	at Det-L	1/1	27	16	162	59.3	1	0	18	2	88.8	0	0	0
09/28	at Chi-W	1/1	28	22	302	78.6	4	0	46	1	151.2	1	8	0
10/02	Min-W	1/1	17	12	156	70.6	3	0	66t	2	138.7	0	0	0
10/12	at Mia-W	1/1	42	24	264	57.1	3	0	28	3	99.7	7	34	0
10/19	Car-W	1/1	22	19	255	86.4	3	0	59t	2	154.5	3	21	0
10/26	at NO-L	1/1	39	28	418	71.8	1	2	70t	3	93.8	2	21	1
11/09	Chi-W	1/1	27	18	315	66.7	6	0	73t	0	145.8	0	0	0
11/16	Phi-W	1/1	36	22	341	61.1	3	0	64	1	120.3	3	32	0
11/23	at Min-W	1/1	29	19	209	65.5	2	0	34	1	109.7	6	34	0
11/30	NE-W	1/1	38	24	368	63.2	2	0	45t	3	112.6	5	22	0
12/08	Atl-W	1/1	36	24	327	66.7	3	0	60t	1	123.3	5	28	0
12/14	at Buf-L	1/1	42	17	185	40.5	0	2	20	1	34.3	3	27	0
12/21	at TB-W	1/1	40	31	318	77.5	1	0	30	1	108.1	0	0	0
12/28	Det-W	1/1	22	17	226	77.3	2	0	34	0	139.6	2	14	1
<b>'14 TOTALS</b>		<b>16/16</b>	<b>520</b>	<b>341</b>	<b>4,381</b>	<b>65.6</b>	<b>38</b>	<b>5</b>	<b>80t</b>	<b>28</b>	<b>112.2</b>	<b>43</b>	<b>269</b>	<b>2</b>
01/11	Dal-W	1/1	35	24	316	68.6	3	0	46t	2	125.4	3	-4	0
01/18	at Sea-L	1/1	34	19	178	55.9	1	2	23	1	55.8	1	12	0
<b>PLAYOFFS</b>		<b>2/2</b>	<b>69</b>	<b>43</b>	<b>494</b>	<b>62.3</b>	<b>4</b>	<b>2</b>	<b>46t</b>	<b>3</b>	<b>91.1</b>	<b>4</b>	<b>8</b>	<b>0</b>

*'NFC Divisional Playoff; 'NFC Championship*

VETERANS

Community

Admin & Coaches

Rodgers

Draft & Free Agents

2017 Review

Records & History

Lambeau Field

Misc.



## AARON RODGERS GAME-BY-GAME

## 2015, GREEN BAY

Date	Opponent	GP/GS	—PASSING—							—RUSHING—				
			Att	Cmp	Yds	Pct	TD	INT	LG	SK	Rtg	Att	Yds	TD
09/13	at Chi-W	1/1	23	18	189	78.3	3	0	34	0	140.5	8	35	0
09/20	Sea-W	1/1	33	25	249	75.8	2	0	29t	2	116.9	6	23	0
09/28	KC-W	1/1	35	24	333	68.6	5	0	52	1	138.5	2	16	0
10/04	at SF-W	1/1	32	22	224	68.8	1	0	38	3	99.0	3	33	0
10/11	StL-W	1/1	30	19	241	63.3	2	2	65t	2	82.8	8	39	0
10/18	SD-W	1/1	29	16	255	55.2	2	0	46	3	107.7	2	14	0
11/01	at Den-L	1/1	22	14	77	63.6	0	0	17	3	69.7	2	31	0
11/08	at Car-L	1/1	48	25	369	52.1	4	1	53t	5	96.6	4	22	0
11/15	Det-L	1/1	61	35	333	57.4	2	0	32	3	83.6	2	8	0
11/22	at Min-W	1/1	34	16	212	47.1	2	0	37	2	86.9	3	6	0
11/26	Chi-L	1/1	43	22	202	51.2	1	1	32	2	62.4	4	33	0
12/03	at Det-W	1/1	36	24	273	66.7	2	1	61t	3	96.2	4	27	1
12/13	Dal-W	1/1	35	22	218	62.9	2	0	24	2	99.5	3	27	0
12/20	at Oak-W	1/1	39	22	204	56.4	1	1	30t	2	68.8	1	-1	0
12/27	at Ari-L	1/1	28	15	151	53.6	1	1	38	8	66.2	3	19	0
01/03	Min-L	1/1	44	28	291	63.6	1	1	37	5	80.8	3	12	0
<b>'15 TOTALS</b>		<b>16/16</b>	<b>572</b>	<b>347</b>	<b>3,821</b>	<b>60.7</b>	<b>31</b>	<b>8</b>	<b>65t</b>	<b>46</b>	<b>92.7</b>	<b>58</b>	<b>344</b>	<b>1</b>
01/10	at Was-W	1/1	36	21	210	58.3	2	0	34	1	93.5	1	-1	0
01/16	at Ari-L	1/1	44	24	261	54.5	2	1	60	1	77.9	2	21	0
<b>PLAYOFFS</b>		<b>2/2</b>	<b>80</b>	<b>45</b>	<b>471</b>	<b>56.3</b>	<b>4</b>	<b>1</b>	<b>60</b>	<b>2</b>	<b>84.9</b>	<b>3</b>	<b>20</b>	<b>0</b>

\*NFC Wild Card Playoff; †NFC Divisional Playoff

## 2016, GREEN BAY

Date	Opponent	GP/GS	—PASSING—							—RUSHING—				
			Att	Cmp	Yds	Pct	TD	INT	LG	SK	Rtg	Att	Yds	TD
09/11	at Jax-W	1/1	34	20	199	58.8	2	0	32	1	95.1	4	16	1
09/18	at Min-L	1/1	36	20	213	55.6	1	1	39	5	70.7	3	29	1
09/25	Det-W	1/1	24	15	205	62.5	4	0	49	2	129.3	5	22	0
10/09	NYG-W	1/1	45	23	259	51.1	2	2	29t	0	65.0	5	15	0
10/16	Dal-L	1/1	42	31	294	73.8	1	1	25	1	90.8	3	7	0
10/20	Chi-W	1/1	56	39	326	69.6	3	0	25	2	102.2	2	7	0
10/30	at Atl-L	1/1	38	28	246	73.7	4	0	58	3	125.6	6	60	0
11/06	Ind-L	1/1	43	26	297	60.5	3	1	40	3	94.8	6	43	0
11/13	at Ten-L	1/1	51	31	371	60.8	2	2	46	5	79.8	3	27	0
11/20	at Was-L	1/1	41	26	351	63.4	3	0	47	2	115.0	3	33	0
11/28	at Phi-W	1/1	39	30	313	76.9	2	0	50	0	116.7	6	26	0
12/04	Hou-W	1/1	30	20	209	66.7	2	0	32t	1	108.9	3	16	1
12/11	Sea-W	1/1	23	18	246	78.3	3	0	66t	1	150.8	3	-6	0
12/18	at Chi-W	1/1	31	19	252	61.3	0	0	60	4	87.0	3	19	0
12/24	Min-W	1/1	38	28	347	73.7	4	0	48	4	136.6	2	13	1
01/01	at Det-W	1/1	39	27	300	69.2	4	0	39	1	126.0	10	42	0
<b>'16 TOTALS</b>		<b>16/16</b>	<b>610</b>	<b>401</b>	<b>4,428</b>	<b>65.7</b>	<b>40</b>	<b>7</b>	<b>66t</b>	<b>35</b>	<b>104.2</b>	<b>67</b>	<b>369</b>	<b>4</b>
01/08	NYG-W	1/1	40	25	362	62.5	4	0	42t	5	125.2	2	0	0
01/15	at Dal-W	1/1	43	28	355	65.1	2	1	35	3	96.6	2	16	0
01/22	at Atl-L	1/1	45	27	287	60.0	3	1	34	2	91.6	4	46	0
<b>PLAYOFFS</b>		<b>3/3</b>	<b>128</b>	<b>80</b>	<b>1,004</b>	<b>62.5</b>	<b>9</b>	<b>2</b>	<b>42t</b>	<b>10</b>	<b>103.8</b>	<b>8</b>	<b>62</b>	<b>0</b>

\*NFC Wild Card Playoff; †NFC Divisional Playoff; ‡NFC Championship

## 2017, GREEN BAY

Date	Opponent	GP/GS	—PASSING—							—RUSHING—				
			Att	Cmp	Yds	Pct	TD	INT	LG	SK	Rtg	Att	Yds	TD
09/10	Sea-W	1/1	42	28	311	66.7	1	1	32t	4	86.5	7	21	0
09/17	at Atl-L	1/1	50	33	343	66.0	2	1	33t	3	90.7	2	8	0
09/24	Cin-W	1/1	42	28	313	66.7	3	1	72	6	102.6	4	23	0
09/28	Chi-W	1/1	26	18	179	69.2	4	0	58	2	128.0	1	-1	0
10/08	at Dal-W	1/1	29	19	221	65.5	3	0	33	4	122.9	4	32	0
10/15	at Min-L	1/1	4	2	18	50.0	0	0	10	0	62.5	0	0	0
10/22	NO-L													
11/06	Det-L													
11/12	at Chi-W													
11/19	Bal-L													
11/26	at Pit-L													
12/03	TB-W													
12/10	at Cle-W													
12/17	at Car-L	1/1	45	26	290	57.8	3	3	36	3	71.5	6	43	0
12/23	Min-L													
12/31	at Det-L													
<b>'17 TOTALS</b>		<b>7/7</b>	<b>238</b>	<b>154</b>	<b>1,675</b>	<b>64.7</b>	<b>16</b>	<b>6</b>	<b>72</b>	<b>22</b>	<b>97.2</b>	<b>24</b>	<b>126</b>	<b>0</b>

Ht: 5-11 Wt: 195

Born: July 15, 1992

NFL Games

Played/Started: 33/15

Acquired: D2-15



# Quinten ROLLINS

# 24

Cornerback  
Miami (Ohio)

Fourth NFL Season | Fourth Packers Season

VETERANS

## PRO HIGHLIGHTS:

➤ Limited to six games with one start last season due to an Achilles injury that landed him on injured reserve on Oct. 16, 2017.

➤ Saw action in 13 games with a career-best 10 starts (four at LCB, six as the third CB) and posted 41 tackles (35 solo), an interception and 11 passes defended in 2016. Was inactive for three games (Weeks 6-8) due to a groin injury and only played in one playoff game, missing the other two due to a neck injury/concussion.

➤ Played in 14 games with four starts (two at LCB, two at RCB) in 2015, recording 35 tackles (25 solo), a sack, two interceptions (one for a TD) and nine passes defended in his rookie season. Was tied for No. 3 on the team in INTs and tied for No. 4 among NFL rookies.

➤ Finished second among Packers rookies (FB Aaron Ripkowski, nine) with seven special teams tackles in '15.

➤ Played in both postseason games with one start in 2015 and posted a solo tackle and a pass defended.

➤ Recorded two interceptions vs. St. Louis in Week 5 (2015), becoming the first Green Bay rookie to do so since CB Casey Hayward had two at Houston on Oct. 14, 2012. Returned the first interception 45 yards for a TD, becoming the first Packers rookie to record a pick-six since S Marques Anderson in 2002 (vs. Detroit, Nov. 10).

➤ Selected by Green Bay in the second round of the 2015 NFL Draft with the No. 62 overall selection. Became only the third player ever drafted by Green Bay out of Miami (Ohio), joining HB John Pont (No. 220 overall, 19th round, 1952) and T Rudy Schoendorf (No. 159 overall, 14th round, 1957).

**2017 SEASON:** Played in the first six games with one start and registered 18 tackles (13 solo), a tackle for a loss, two QB hits, a fumble recovery and two passes defended...Posted three tackles and a fumble recovery on special teams...Was placed on injured reserve (Achilles) on Oct. 16...**Vs. Seattle (Sept. 10):** Played 46 of 49 snaps on defense, tying for the team lead with a career-high nine tackles (six solo), including two tackles for a loss. Added a pass defended. Midway through the second quarter, came up to bring down TE Jimmy Graham for a 1-yard loss on a third-down reception as the Seahawks were forced to punt. Late in the second quarter, made a leaping deflection of a pass intended for Graham in the end zone with four seconds remaining to force Seattle to settle for a FG. Helped limit QB Russell Wilson to a 69.7 passer rating as he completed just 14 of 27 passes for 158 yards with no TDs...**At Atlanta (Sept. 17):** Started as the third CB, appearing on 34 snaps, and recorded three tackles (all solo)...**Vs. Cincinnati (Sept. 24):** Led the team with two tackles and a fumble recovery on special teams. Late in the first half, blocked CB William Jackson into the returner, WR Alex Erickson, as Erickson muffed the catch and Rollins recovered the ball at the Cincinnati 33 as time expired in the half...**At Dallas (Oct. 8):** Appeared on 29 plays on defense and registered five tackles, a tackle for a loss, a fumble recovery and a QB hit. Midway through the third quarter, came up the middle

## AT A GLANCE ...

- Limited to six games with one start last season due to an Achilles injury that landed him on injured reserve on Oct. 16, 2017.
- Saw action in 13 games with a career-best 10 starts (four at LCB, six as the third CB) and posted 41 tackles (35 solo), an interception and 11 passes defended in 2016.
- Played in 14 games with four starts (two at LCB, two at RCB) in 2015, and his two interceptions (one returned for a TD) were tied for No. 3 on the team and tied for No. 4 among NFL rookies.
- Played one season of college football and was named the Mid-American Conference Defensive Player of the Year and first-team All-MAC in 2014.
- Started all 12 games in 2014 and tied the school single-season record for interceptions with seven, while also registering 72 tackles (53 solo), four tackles for a loss, a forced fumble, 16 passes defended and a defensive touchdown.
- Played basketball for four seasons at Miami (Ohio) and ranked second in school history and 12th in conference history in steals (214). Finished his career ranked fourth at Miami in career assists (391), seventh in games started (106) and ninth in minutes played (3,448).

to tackle RB Ezekiel Elliott for a 2-yard loss. On the next play, tripped up WR Terrance Williams on a bubble screen 2 yards shy of the first-down marker on third-and-12 to force a Dallas punt. Was credited with a fumble recovery on the final play of the game when he recovered a lateral thrown by Cowboys C Travis Frederick...**At Minnesota (Oct. 15):** Appeared on 22 plays on defense before sustaining an Achilles injury midway through the second quarter, one that would sideline him for the remainder of the season.

**2016:** Played in 13 games with 10 starts (four at LCB, six as the third CB) and posted 41 tackles (35 solo), an interception and 11 passes defended...Was inactive for three games (Weeks 6-8) due to a groin injury...Played in one playoff game and missed the other two due to injury (neck/concussion)...**At Jacksonville (Sept. 11):** Started and played 47 snaps as the third CB as the defense opened in the nickel. Posted two tackles (one solo) and two passes defended (tied for the team lead). With less than a minute remaining in the game and the Packers leading, 27-23, made a leaping breakup of QB Blake Bortles' pass intended for WR Allen Robinson in the end zone...**Vs. N.Y. Giants (Oct. 9):** Started at LCB in place of an injured Damarious Randall (groin) and played all 56 snaps, one of five Green Bay players to do so on defense. Helped limit the Giants' top three WRs (Odell Beckham Jr., Sterling Shepard and Victor Cruz) to a combined seven catches for 70 yards (10.0 avg.) and a TD. Broke up a deep pass early in the fourth quarter from QB Eli Manning intended for Cruz, nearly making the interception as Cruz appeared to drag him down. Finished with four tackles (three solo) and a team-high two passes defended...**Vs. Dallas (Oct. 16):** Was inactive due to a groin injury sustained in practice the day before the game...**Vs. Houston (Dec. 4):** Started as the third CB and played 63 of 66 snaps, recording five tackles (four solo) and two passes defended. Broke up a short pass from QB Brock Osweiler on third down in the first quarter

Community

Admin & Coaches

Rollins

Draft & Free Agents

2017 Review

Records & History

Lambeau Field

Misc.

intended for WR DeAndre Hopkins to force a Houston punt. Later in the quarter, dove to make a breakup of a pass from Osweiler to Hopkins near the sideline... **Vs. Seattle (Dec. 11):** Started as the third CB and played all 71 snaps, posting a career-high seven tackles (all solo), an interception and two passes defended. Early in the third quarter, made an interception as he got both feet in bounds in the end zone and hauled in a pass from Wilson intended for WR Doug Baldwin that was deflected by CB LaDarius Gunter... **At Chicago (Dec. 18):** Started as the third CB and played 65 of 66 snaps, finishing with six tackles (all solo) and two passes defended... **At Detroit (Jan. 1):** Played 23 snaps, departing the game late in the third quarter after sustaining a neck injury/concussion as he attempted to break up a pass near the sideline. Posted a solo tackle... **At Atlanta (NFC Championship, Jan. 22):** Returned to action, appearing on 19 plays on defense and 15 on special teams. Posted a solo tackle on defense.

**2015:** Played in 14 games with four starts (two at LCB, two at RCB)...Was inactive for two contests, one due to a neck injury and the other as a healthy scratch...Posted 35 tackles (25 solo), a sack, two interceptions (one for a TD) and nine passes defended...Was tied for No. 3 on the team in INTs and tied for No. 4 among NFL rookies...Added seven tackles on special teams...Played in both postseason games with one start and posted a solo tackle and a pass defended... **Vs. St. Louis (Oct. 11):** Posted two interceptions, the first Green Bay rookie to do so since Hayward had two at Houston on Oct. 14, 2012. Late in the first quarter, picked off QB Nick Foles' pass intended for TE Jared Cook and returned the interception 45 yards for a TD, the first rookie to record a pick-six since Anderson in 2002. Sealed the win with his second INT of the afternoon on a third-and-goal from the 7 with less than 30 seconds remaining. Was lined up in the slot against WR Stedman Bailey, passing Bailey off and jumping in front of WR Tavon Austin to make the pick... **At Denver (Nov. 1):** Played five snaps on special teams, but left the game early in the second quarter with a neck injury and did not return. Tied for the team lead with two special teams tackles, including a stop of WR Emmanuel Sanders for just a 1-yard gain on a first-quarter punt return... **Vs. Detroit (Nov. 15):** Played 17 snaps on special teams and one on defense. Got down the field to down P Tim Masthay's 44-yard punt at the Detroit 3 midway through the second quarter... **Vs. Chicago (Nov. 26):** Played 27 snaps and posted a solo tackle, a sack, a QB pressure and two passes defended. Early in the third quarter, came off the right edge and shook off a block from T Charles Leno Jr. to get to QB Jay Cutler for an 11-yard sack on third down, the first sack of his career. On a third-and-5 with just over four minutes remaining in the first quarter, slipped in coverage but popped right back up to break up and nearly intercept Cutler's pass intended for Zach Miller... **At Detroit (Dec. 3):** Saw increased time on defense with Randall sidelined (hamstring), starting the first game of his career at LCB as the team opened in the nickel. Appeared on 39 plays and posted six tackles (three solo) and a pass defended. Dove to break up QB Matthew Stafford's pass over the middle intended for WR Corey Fuller early in the second quarter... **At Oakland (Dec. 20):** Started at LCB and played 73 of 77 snaps. Posted six tackles (five solo) and a career-high three passes defended. Made a leaping left-handed deflection of QB Derek Carr's pass intended for WR Michael Crabtree in the end zone on third-and-goal from the 5 on the opening play of the second quarter, forcing Oakland to settle for a FG. Added a tackle on special teams... **At Arizona (Dec. 27):** Opened at RCB and played 49 snaps, finishing with five tackles (four solo)... **Vs. Minnesota (Jan. 3):** Started at RCB and played 32 snaps, recording an assisted tackle. Helped limit QB Teddy Bridgewater to a career-low 99 yards passing and a 45.7 passer rating...

**At Washington (NFC Wild Card, Jan. 10):** Started at RCB and posted a solo tackle and a pass defended before departing the game late in the first half due to a quad injury, an injury that would sideline him for the remainder of the game. Came in low and delivered a punishing hit on WR Jamison Crowder to break up a pass in the flat from QB Kirk Cousins on third-and-2... **2015 Draft:** Selected by the Packers in the second round with the No. 62 overall choice, the 12th defensive back picked overall in the draft.

**COLLEGE:** Played basketball for four seasons at Miami (Ohio) before playing one season of football...Earned his degree in sports studies... **Senior season (2014):** Named the Mid-American Conference Defensive Player of the Year and first-team All-MAC...Became the first Red-Hawk to earn MAC Defensive POY honors since LB Clayton Mullins in 2007...Played in the 2015 Senior Bowl...Started all 12 games, registering 72 tackles (53 solo), seven INTs, four tackles for a loss, a forced fumble, 16 passes defended and a defensive TD...Tied for the most INTs in a single season in school history...Led the conference and ranked No. 3 nationally in INTs...Finished No. 2 on the team with 53 solo tackles and tied for No. 1 with nine pass breakups...Registered his first career INT vs. Eastern Kentucky (Sept. 6)...Named MAC East Defensive Player of the Week after recording six tackles (four solo) and an INT at Michigan (Sept. 13)... **(2010-14):** Played basketball for four seasons at Miami (Ohio) and ranked second in school history and 12th in conference history in steals (214)...Finished his career ranked fourth at Miami in assists (391), seventh in games started (106) and ninth in minutes played (3,448)...Became the only player in school history to twice register seven steals in a game...Owns four of the top six single-game steal marks at Miami...Earned Miami's Richard Shriber Defensive Player of the Year award three times...Posted five or more steals in 12 games and five or more assists in 28 games...Served as a co-captain in his final two seasons...Played in and started all 31 games as a senior in 2013-14, averaging 6.9 points per game, 3.9 rebounds per game and 3.9 assists per game...Tallied the third-most steals (73) in a single season in school history...Started 28 of 31 games played as a junior in 2012-13 and averaged 5.2 ppg and 3.0 rpg, while leading the team with 122 assists on the season...Ranked among conference leaders in steals (1.9, 4th), assists (3.9, 6th) and assist/turnover ratio (1.7, 6th)...As a sophomore, played in all 30 games, making 28 starts...Ranked sixth in the conference in steals (1.6 per game)...Made 19 starts in 24 games played in 2010-11 and became the first freshman to start in the school's season opener since 2003-04...Led the RedHawks in steals (35) despite missing nine games due to injury...Earned the team's Arthur & Olga Adkins Newcomer of the Year award and the Dr. Terry Hunt Free Throw Award, and was the first freshman to be named the Richard Shriber Defensive Player of the Year since the award's inception in 1968.

**PERSONAL:** Given name Quinten Benjamin Frederick Rollins...Nicknamed "Q"...Born in Wilmington, Ohio...Has a 7-year-old daughter, Quynlyn, and a 1-year old son, Xaivan...Great-uncle, Mike Wilson, played offensive tackle for the Cincinnati Bengals (1978-85) and the Seattle Seahawks (1986-89)... **High school:** Attended Wilmington (Ohio) High School, where he was a four-year letterwinner in basketball and football...Inducted into Wilmington High School's Wall of Fame after his senior year...Served as a team captain for three years in football and two years in basketball...Was a three-time first-team all-conference selection in football and was named the 2009 Fort Ancient Valley Conference co-Athlete of the Year...Played running back and defensive back, and also returned punts...Helped the basketball team win three straight conference titles in his four years as well as district and sectional titles as a ju-

nior...Earned all-state recognition three times in basketball, first-team honors as a senior, third-team honors as a junior and honorable mention as a sophomore...Was a four-time first-team All-FAVC selection and earned FAVC Player of the Year as a sophomore and a senior...Twice named first-team All-Southwest District and was the 2010 Southwest District Player of the Year after averaging 19.5 ppg, 4.0 rpg,

2.6 spg and 2.5 apg as a senior...**Community involvement:** Signed autographs to raise money for The Salvation Army...Visited elementary schools and volunteered for Youth Day while in college...Residence: Wilmington, Ohio.

## QUINTEN ROLLINS' PRO STATISTICS

Year	Team	GP	GS	—Tackles—					Interceptions					Fumbles		
				Tot	Solo	Asst	Sk	Yds	No	Yds	Lg	TD	PD	FF	FR	Yds
2015	Green Bay	14	4	35	25	10	1	11	2	48	45t	1	9	0	0	0
2016	Green Bay	13	10	41	35	6	0	0	1	0	0	0	11	0	0	0
2017	Green Bay	6	1	18	13	5	0	0	0	0	0	0	2	0	1	0
<b>NFL totals (three years)</b>		<b>33</b>	<b>15</b>	<b>94</b>	<b>73</b>	<b>21</b>	<b>1</b>	<b>11</b>	<b>3</b>	<b>48</b>	<b>45t</b>	<b>1</b>	<b>22</b>	<b>0</b>	<b>1</b>	<b>0</b>

Year	Team	GP	GS	—Tackles—					Interceptions					Fumbles		
				Tot	Solo	Asst	Sk	Yds	No	Yds	Lg	TD	PD	FF	FR	Yds
2015	Green Bay	2	1	1	1	0	0	0	0	0	0	0	1	0	0	0
2016	Green Bay	1	0	1	1	0	0	0	0	0	0	0	0	0	0	0
<b>Postseason</b>		<b>3</b>	<b>1</b>	<b>2</b>	<b>2</b>	<b>0</b>	<b>0</b>	<b>0</b>	<b>0</b>	<b>0</b>	<b>0</b>	<b>0</b>	<b>1</b>	<b>0</b>	<b>0</b>	<b>0</b>

**Additional statistics:** Career interceptions — Nick Foles (2), Russell Wilson. Career sacks — Jay Cutler. Special teams tackles — 7 in 2015, 3 in 2017; NFL total: 10. Recovered fumble on special teams vs. Cincinnati, 9/24/17.

**NFL debut:** at Chicago, 9/13/15  
**First NFL start:** at Detroit, 12/3/15  
**First interception:** vs. St. Louis, 10/11/15 (N.Foles)  
**First NFL sack:** vs. Chicago, 11/26/15 (J.Cutler)  
**Touchdowns (1):** vs. St. Louis, 10/11/15, 45-yard INT return (N.Foles)

### CAREER TRANSACTIONS

- 2015 Selected by Green Bay Packers in the second round (62nd overall) of '15 NFL Draft, May 1...Signed first contract, May 11.
- 2017 Placed on injured reserve (Achilles), Oct. 16.

### ROLLINS' SINGLE-GAME CAREER HIGHS

<b>Tackles</b>	
Total	9, vs. Sea. (9/10/17)
Solo	7, vs. Sea. (12/11/16)
<b>Interceptions</b> . . . . . 2, vs. StL (10/11/15)	
<b>Sacks</b> . . . . . 1, vs. Chi. (11/26/15)	
<b>Passes Defensed</b> . . . . . 3, at Oak. (12/20/15)	

## QUINTEN ROLLINS GAME-BY-GAME

### 2015, GREEN BAY

Date	Opp	GP	GS	Tot	So	As	Sk	Yd	Int	Yd	Lg	TD	PD	FF	FR
09/13	at Chi-W	1	0	0	0	0	0	0	0	0	0	0	0	0	0
09/20	Sea-W								(inactive)						
09/28	KC-W	1	0	3	2	1	0	0	0	0	0	0	1	0	0
10/04	at SF-W	1	0	2	1	1	0	0	0	0	0	0	0	0	0
10/11	StL-W	1	0	2	2	0	0	2	48	45t	1	2	0	0	0
10/18	SD-W	1	0	2	2	0	0	0	0	0	0	0	0	0	0
11/01	at Den-L	1	0	0	0	0	0	0	0	0	0	0	0	0	0
11/08	at Car-L								(inactive — neck)						
11/15	Det-L	1	0	1	0	1	0	0	0	0	0	0	0	0	0
11/22	at Min-W	1	0	2	1	1	0	0	0	0	0	0	0	0	0
11/26	Chi-L	1	0	1	0	1	0	11	0	0	0	0	2	0	0
12/03	at Det-W	1	1	6	3	3	0	0	0	0	0	1	1	0	0
12/13	Dal-W	1	0	4	4	0	0	0	0	0	0	0	0	0	0
12/20	at Oak-W	1	1	6	5	1	0	0	0	0	0	3	0	0	0
12/27	at Ari-L	1	1	5	4	1	0	0	0	0	0	0	0	0	0
01/03	Min-L	1	1	1	0	1	0	0	0	0	0	0	0	0	0
<b>'15 TOTALS</b>		<b>14</b>	<b>4</b>	<b>35</b>	<b>25</b>	<b>10</b>	<b>1</b>	<b>11</b>	<b>2</b>	<b>48</b>	<b>45t</b>	<b>1</b>	<b>9</b>	<b>0</b>	<b>0</b>
01/10	at Was-W	1	1	1	0	0	0	0	0	0	0	0	1	0	0
01/16	at Ari-L	1	0	0	0	0	0	0	0	0	0	0	0	0	0
<b>PLAYOFFS</b>		<b>2</b>	<b>1</b>	<b>1</b>	<b>0</b>	<b>0</b>	<b>0</b>	<b>0</b>	<b>0</b>	<b>0</b>	<b>0</b>	<b>0</b>	<b>1</b>	<b>0</b>	<b>0</b>

*'NFC Wild Card Playoff; 'NFC Divisional Playoff*

### 2016, GREEN BAY

Date	Opp	GP	GS	Tot	So	As	Sk	Yd	Int	Yd	Lg	TD	PD	FF	FR
09/11	at Jax-W	1	1	2	1	1	0	0	0	0	0	0	2	0	0
09/18	at Min-L	1	1	0	1	0	0	0	0	0	0	0	0	0	0
09/25	Det-W	1	1	1	0	1	0	0	0	0	0	0	0	0	0
10/09	NYG-W	1	1	4	3	1	0	0	0	0	0	0	2	0	0
10/16	Dal-L								(inactive — groin)						
10/20	Chi-W								(inactive — groin)						
10/30	at Atl-L								(inactive — groin)						
11/06	Ind-L	1	1	2	2	0	0	0	0	0	0	0	0	0	0
11/13	at Ten-L	1	1	1	1	0	0	0	0	0	0	0	0	0	0
11/20	at Was-L	1	0	5	4	1	0	0	0	0	0	0	0	0	0
11/28	at Phi-W	1	0	3	3	0	0	0	0	0	0	0	1	0	0
12/04	Hou-W	1	1	5	4	1	0	0	0	0	0	0	2	0	0

Date	Opp	GP	GS	Tot	So	As	Sk	Yd	Int	Yd	Lg	TD	PD	FF	FR
12/11	Sea-W	1	1	7	7	0	0	1	0	0	0	0	2	0	0
12/18	at Chi-W	1	1	6	6	0	0	0	0	0	0	2	0	0	0
12/24	Min-W	1	1	3	3	0	0	0	0	0	0	0	0	0	0
01/01	at Det-W	1	0	1	1	0	0	0	0	0	0	0	0	0	0
<b>'16 TOTALS</b>		<b>13</b>	<b>10</b>	<b>41</b>	<b>35</b>	<b>6</b>	<b>0</b>	<b>0</b>	<b>1</b>	<b>0</b>	<b>0</b>	<b>11</b>	<b>0</b>	<b>0</b>	<b>0</b>
01/08	NYG-W								(inactive — neck/concussion)						
01/15	at Dal-W								(inactive — neck/concussion)						
01/22	at Atl-L	1	0	1	1	0	0	0	0	0	0	0	0	0	0
<b>PLAYOFFS</b>		<b>1</b>	<b>0</b>	<b>1</b>	<b>0</b>	<b>0</b>	<b>0</b>	<b>0</b>	<b>0</b>	<b>0</b>	<b>0</b>	<b>0</b>	<b>0</b>	<b>0</b>	<b>0</b>

*'NFC Wild Card Playoff; 'NFC Divisional Playoff; 'NFC Championship*

### 2017, GREEN BAY

Date	Opp	GP	GS	Tot	So	As	Sk	Yd	Int	Yd	Lg	TD	PD	FF	FR
09/10	Sea-W	1	0	9	6	3	0	0	0	0	0	0	1	0	0
09/17	at Atl-L	1	1	3	3	0	0	0	0	0	0	0	0	0	0
09/24	Cin-W	1	0	0	0	0	0	0	0	0	0	0	0	0	0
09/28	Chi-W	1	0	0	0	0	0	0	0	0	0	0	0	0	0
10/08	at Dal-W	1	0	5	4	1	0	0	0	0	0	0	0	1	0
10/15	at Min-L	1	0	1	0	1	0	0	0	0	0	0	1	0	0
10/22	NO-L								(injured reserve — Achilles)						
11/06	Det-L								(injured reserve — Achilles)						
11/12	at Chi-W								(injured reserve — Achilles)						
11/19	Bal-L								(injured reserve — Achilles)						
11/26	at Pit-L								(injured reserve — Achilles)						
12/03	TB-W								(injured reserve — Achilles)						
12/10	at Cle-W								(injured reserve — Achilles)						
12/17	at Car-L								(injured reserve — Achilles)						
12/23	Min-L								(injured reserve — Achilles)						
12/31	at Det-L								(injured reserve — Achilles)						
<b>'17 TOTALS</b>		<b>6</b>	<b>1</b>	<b>18</b>	<b>13</b>	<b>5</b>	<b>0</b>	<b>0</b>	<b>0</b>	<b>0</b>	<b>0</b>	<b>0</b>	<b>2</b>	<b>0</b>	<b>1</b>



# Jake RYAN

# 47

Linebacker  
Michigan

Fourth NFL Season | Fourth Packers Season



Ht: 6-2 Wt: 240

Born: February 27, 1992

NFL Games  
Played/Started: 43/27

Acquired: D4-15

## PRO HIGHLIGHTS:

► Played in 15 games with a career-high 12 starts in 2017 and registered a career-best 89 tackles (66 solo) to finish No. 2 on the team for the second consecutive year. Also added three tackles for a loss, a forced fumble, a fumble recovery, a pass defended, a QB pressure and two QB hits.

► Posted a career-high 11 tackles (nine solo) in Week 16 last season vs. Minnesota.

► Played in 14 games with 10 starts in 2016, recording 84 tackles (58 solo), seven tackles for a loss, three passes defended, four QB pressures and three QB hits.

► Started all three 2016 postseason games and was tied for No. 2 on the team with 16 tackles (10 solo).

► Led the team with 11 tackles (seven solo) in the 2016 NFC Wild Card victory over the N.Y. Giants.

► Played in 14 games with five starts as a rookie in '15, opening at BLB for the final five contests. Registered 47 tackles (32 solo) and a fumble recovery on defense and six tackles on special teams.

► Started both postseason games in '15 and recorded 10 tackles (seven solo).

► Made the first start of his career at Detroit in Week 13, leading the team with nine tackles (eight solo) and registering his first career fumble recovery.

► Selected by Green Bay in the fourth round of the 2015 NFL Draft with the No. 129 overall selection. Was the 27th player the Packers have drafted from the University of Michigan and the first since LB John Anderson in 1978 (first round, 26th overall). Joins Anderson as the only Michigan LBs ever drafted by Green Bay.

**2017 SEASON:** Played in 15 games with a career-high 12 starts and registered a career-high 89 tackles (66 solo), three tackles for a loss, a forced fumble, a fumble recovery, a pass defended, a QB pressure and two QB hits... Ranked No. 2 on the team in tackles... Added three tackles on special teams... Posted eight-plus tackles in six games... Missed Week 3 due to hamstring/concussion... **vs. Chicago (Sept. 28):** Started and played 42 snaps, recording five tackles (two solo), a fumble recovery, a pass defended, a QB hit and a QB pressure. On Chicago's opening offensive play, recovered a QB Mike Glennon fumble at the Chicago 3 to set up a Green Bay TD, a fumble that was forced by LB Clay Matthews on a sack at the Chicago 14... **At Dallas (Oct. 8):** Started and played 37 snaps, ranking No. 2 on the team with nine tackles (seven solo)... **At Minnesota (Oct. 15):** Started and appeared on 48 plays, finishing with nine tackles (five solo)... **vs. Detroit (Nov. 6):** Played 18 snaps on defense and registered two tackles (both solo) and a forced fumble, the first of his career. Ripped the ball out from RB Ameer Abdullah on a third-quarter run, forcing a fumble that was recovered by CB Damarious Randall at the Green Bay 27... **vs. Baltimore (Nov. 19):** Started and appeared on 45 plays, recording eight tackles (all solo). Late in the first quarter on a third-and-2 at the Green Bay 11, came up to bring down RB Alex Collins for a 3-yard loss

## AT A GLANCE ...

- Played in 15 games with a career-high 12 starts in 2017 and registered a career-best 89 tackles (66 solo) to finish No. 2 on the team for the second consecutive year.
- Played in 14 games with 10 starts and finished with 84 tackles in 2016. Started all three postseason games and was tied for No. 2 on the team with 16 tackles (10 solo).
- Played in 14 games with five starts as a rookie, opening at BLB for the final five contests. Registered 47 tackles (32 solo) and a fumble recovery on defense and six tackles on special teams. Started both postseason games in '15 and recorded 10 tackles (seven solo).
- Earned the Bo Schembechler Award, given to the team's most valuable player, in 2014. Served as a team captain for his final two seasons and was a three-time winner (2012-14) of the Roger Zatkoff Award, given to Michigan's top LB. He is the only player to win the award, which was established in 1991, three times.

on a run to the right as the Ravens were forced to settle for a field goal. Helped limit the Ravens to just 58 rushing yards on 26 carries (2.2 avg.)... **vs. Tampa Bay (Dec. 3):** Started and played 43 snaps before leaving the game early in the fourth quarter due to a neck injury. Posted his first career sack, coming up to bring down QB Jameis Winston for a 1-yard loss late in the second quarter. Registered 10 tackles (nine solo) and added a QB hit... **At Carolina (Dec. 17):** Played 12 snaps on special teams after being limited during the week due to a knee injury... **vs. Minnesota (Dec. 23):** Started and played 55 of 65 snaps, tying for the team lead with a career-high 11 tackles (nine solo). Added a tackle on special teams.

**2016:** Played in 14 games with 10 starts and ranked No. 2 on the team with 84 tackles (58 solo)... Added seven tackles for a loss, three passes defended, four QB pressures and three QB hits... Was inactive for two games (ankle)... Part of a run defense that ranked No. 8 in the league in rushing yards allowed per game (94.7) and No. 7 in runs of 10-plus yards allowed (37)... Started all three postseason games and was tied for No. 2 on the team with 16 tackles (10 solo)... Added three passes defended, a QB hit and a QB pressure... **At Jacksonville (Sept. 11):** Finished with eight tackles (four solo) and his first career pass defended. Broke up a short pass over the middle from QB Blake Bortles intended for WR Allen Hurns in the second quarter. Helped limit the Jaguars to just 48 yards rushing on 26 carries (1.8 avg.), the first time they had rushed for 48 or fewer yards on 25-plus attempts since Nov. 14, 1999 (vs. Baltimore, 47 yards on 26 attempts)... **At Minnesota (Sept. 18):** Registered a team-high nine tackles (six solo) and a pass defended. Stopped RB Adrian Peterson for a 2-yard loss on a run early in the third quarter. Helped limit Peterson to just 19 yards on 12 carries (1.6 avg.), tied for the fourth-lowest yardage total of Peterson's career to that point, with a long of 5 yards... **vs. Detroit (Sept. 25):** Recorded eight tackles (five solo), including a tackle for a loss in the third quarter when he sprinted up the field to bring down RB Dwayne Washington for a 3-yard loss on a reception in the flat. Added a QB pressure... **vs. N.Y. Gi-**

**ants (Oct. 9):** Tallied six tackles (five solo), including a tackle for a loss. Helped limit the Giants to just 43 yards rushing on 15 carries (2.9 avg.), bringing Green Bay's four-game total to just 171 rushing yards allowed, the second-fewest allowed by an NFL team in the first four games of a season since individual stats began to be recorded in 1933, behind only the 157 yards allowed by the 1995 San Francisco 49ers...**At Atlanta (Oct. 30):** Led the team with 10 tackles (career-best 10 solo). Posted two tackles for a loss, with the stops coming on back-to-back plays in the second quarter on runs by RBs Terron Ward and Devonta Freeman...**Vs. Indianapolis (Nov. 6):** Posted a team-high nine tackles (eight solo), a QB pressure, a QB hit and a pass defended. Came up to tackle RB Frank Gore for a 3-yard loss on a fourth-quarter run. Added a tackle on special teams...**At Tennessee (Nov. 13):** Was limited to just two snaps on special teams after sustaining an ankle injury on Green Bay's punt after its first possession...**Vs. Houston (Dec. 4):** Returned to action after missing two games, starting and posting four tackles (two solo), including a tackle for a loss, two QB pressures and two QB hits. Knifed through the defense to get into the backfield and tackle RB Lamar Miller for a 4-yard loss on a run late in the first quarter. Came up to the middle to hit QB Brock Osweiler as he got rid of the ball to RB Alfred Blue, who was brought down for a 9-yard loss by DT Letroy Guion after making the catch. Left the game late in the first quarter after reinjuring his ankle, but did return...**Vs. N.Y. Giants (NFC Wild Card, Jan. 8):** Finished with a team-high 11 tackles (seven solo) and also tied for the team lead with three passes defended. Late in the third quarter, broke up QB Eli Manning's pass intended for TE Will Tye in the flat on second down, helping force a punt two plays later. Early in the fourth quarter, ran down the middle of the field with WR Odell Beckham Jr. and broke up Manning's deep pass.

**2015:** Played in 14 games with five starts, opening at BLB for the final five contests...Registered 47 tackles (32 solo) and a fumble recovery on defense and six tackles on special teams...Was inactive for two contests due to a hamstring injury (Weeks 4-5)...Started both postseason games and recorded 10 tackles (seven solo)...**At Chicago (Sept. 13):** Appeared on 14 plays on special teams in his NFL debut, pacing the team with three tackles...**Vs. Kansas City (Sept. 28):** Registered a tackle on special teams and saw the first action of his career on defense, playing four snaps before departing in the fourth quarter due to a hamstring injury...**At Carolina (Nov. 8):** Appeared on 38 snaps and posted six tackles (four solo). Midway through the fourth quarter, got into the backfield along with a swarm of other tacklers and brought down RB Jonathan Stewart for a 7-yard loss...**At Detroit (Dec. 3):** Started the first NFL game of his career, opening at BLB and appearing on 49 plays. Led the team with nine tackles (eight solo), including a tackle for a loss, and registered the first fumble recovery of his career. Came up and dove on QB Matthew Stafford's fumble forced by LB Julius Peppers' sack at the Detroit 12, giving Green Bay prime field position that set up an 8-yard TD pass three plays later from QB Aaron Rodgers to WR Davante Adams that narrowed Detroit's lead to 20-14...**At Oakland (Dec. 20):** Started at BLB and played 53 snaps, leading the linebackers with eight tackles (all solo)...**Vs. Minnesota (Jan. 3):** Started at BLB for the fifth straight game and played 39 snaps, pacing the linebackers with a season-high 10 tackles (six solo)...**At Washington (NFC Wild Card, Jan. 10):** Started and played 28 snaps, finishing with four tackles (two solo). Stopped RB Alfred Morris for no gain on first-and-goal from the 1 midway through the first quarter as part of a critical goal-line stand. Early in the third quarter, tackled RB Pierre Thomas for a 4-yard loss on a run...**At Arizona (NFC Divisional, Jan. 16):** Started and appeared on 41 plays, finishing with six tackles (five

solo). Helped limit the Cardinals to just 40 yards rushing on 19 attempts (2.1 avg.) with a long run of 8 yards...**2015 Draft:** Selected by the Packers in the fourth round with the No. 129 overall choice, the 18th linebacker picked in the draft.

**COLLEGE:** Started 41 of 46 games played, appearing at inside linebacker as a senior after spending his first three seasons at outside linebacker and defensive end...Was a three-time winner (2012-14) of the Roger Zatkoff Award, given to Michigan's top LB...Became the only player to win the award, established in 1991, three times...Finished his career tied for No. 2 in school history with seven forced fumbles...Finished No. 6 on Michigan's all-time career tackles-for-a-loss list with 45½...Tallied double-digit tackles in 10 career games, tied with Tom McKee (1970-72) for No. 12 in school history...Played in the East-West Shrine Game and earned the Pat Tillman Award, which is presented to the player who best exemplifies intelligence, sportsmanship and service...Earned his degree in sociology at Michigan...**Senior season (2014):** Started all 12 games played in his first season at inside linebacker and was named first-team All-Big Ten by the coaches and media...Elected as a team captain for the second consecutive season...Set career highs and led the team in tackles (112) and solo tackles (67) while also recording a team-high 14 tackles for a loss, two sacks, two forced fumbles and an INT...Finished with a career-best seven double-digit-tackle games, which tied Calvin O'Neal (1975), Paul Girgash (1981) and Sam Sword (1998) for No. 7 on Michigan's single-season list...**Junior season (2013):** Named a team captain but missed the first five games of the season due to an ACL injury suffered in spring practice...Played in the final eight games of the season, starting five at SAM linebacker...Recorded 30 tackles (23 solo), 4½ tackles for a loss and one pass defended...Earned the Roger Zatkoff Award for the second consecutive year, joining Jarrett Irons (1995-96), Sword (1997-98) and David Harris (2005-06) as the only two-time winners since the award was established in 1991...**Sophomore season (2012):** Started all 13 games, opening 11 contests at SAM LB and two at DE...Led the team in total tackles (88), solo stops (56), tackles for a loss (16, No. 3 in the Big Ten), sacks (4½) and forced fumbles (four)...Tied Mike Taylor (1971), LaMarr Woodley (2006) and Shawn Crable (2007) for the school single-season record in forced fumbles...Earned second-team All-Big Ten honors (media and *Phil Steele's College Football*) and honorable mention (coaches)...Prior to game vs. Air Force (Sept. 8), switched from No. 90 to No. 47 for the remainder of his career in honor of Michigan football legend Bennie Oosterbaan...Went on to lead the team in both tackles (then-career-high 11) and solo stops (seven) against the Falcons...Earned Big Ten Defensive Player of the Week honors after tying then-career high with 11 tackles (seven solo), including 3½ tackles for a loss, as well as 1½ sacks and a forced fumble vs. Illinois (Oct. 13)...**Red-shirt freshman season (2011):** Started 11 of 13 games played, with 10 starts coming at SAM LB and one at DE...Recorded 37 tackles (20 solo), 11 tackles for a loss (No. 2 on the team), three sacks (tied for No. 5 on the team), two fumble recoveries and a forced fumble.

**PERSONAL:** Given name Jacob William Ryan...Born in Fairview, Ohio...His brother, Connor, was a wide receiver at Ball State...His father, Tim, played WR at Wake Forest (1980-84)...His grandfather, Francis Sweeney, was a defensive tackle at Xavier and for the Saskatchewan Roughriders of the Canadian Football League...**High school:** Attended St. Ignatius High School in Cleveland, Ohio, where he was a part of a state championship team as a junior...Played linebacker and fullback...Earned All-Ohio honors and was named co-Northeast District Defensive Player of the Year

as a senior...Registered 104 tackles, 26 tackles for a loss, eight sacks, four passes defended and two fumble recoveries in his final season...**Community involvement:** Helped build a playground at Shippy Park in Pulaski, Wis., as part of the NFL/United Way Hometown Huddle...Partici-

pated in autograph signings to benefit The Salvation Army and the Jerry Parins Cruise for Cancer...Visited Mott Children's Hospital and the U.S. Veterans Medical Center in Ann Arbor while in college...Residence: Cleveland, Ohio.

## JAKE RYAN'S PRO STATISTICS

Year	Team	GP GS		—Tackles—					Interceptions					Fumbles			
		Tot	Solo	Asst	Sk	Yds	No	Yds	Lg	TD	PD	FF	FR	Yds			
2015	Green Bay	14	5	47	32	15	0	0	0	0	0	0	0	0	0	1	0
2016	Green Bay	14	10	84	58	26	0	0	0	0	0	0	3	0	0	0	0
2017	Green Bay	15	12	89	66	23	1	1	0	0	0	0	1	1	1	0	0
<b>NFL totals (three years)</b>		<b>43</b>	<b>27</b>	<b>220</b>	<b>156</b>	<b>64</b>	<b>1</b>	<b>1</b>	<b>0</b>	<b>0</b>	<b>0</b>	<b>0</b>	<b>4</b>	<b>1</b>	<b>2</b>	<b>0</b>	<b>0</b>

Year	Team	GP GS		—Tackles—					Interceptions					Fumbles			
		Tot	Solo	Asst	Sk	Yds	No	Yds	Lg	TD	PD	FF	FR	Yds			
2015	Green Bay	2	10	7	3	0	0	0	0	0	0	0	0	0	0	0	0
2016	Green Bay	3	3	16	10	6	0	0	0	0	0	0	3	0	0	0	0
<b>Postseason</b>		<b>5</b>	<b>5</b>	<b>26</b>	<b>17</b>	<b>9</b>	<b>0</b>	<b>0</b>	<b>0</b>	<b>0</b>	<b>0</b>	<b>0</b>	<b>3</b>	<b>0</b>	<b>0</b>	<b>0</b>	<b>0</b>

**Additional statistics:** Career sacks — Jameis Winston.  
Special teams tackles — 6 in 2015, 1 in 2016, 3 in 2017; NFL total: 10.

**NFL debut:** at Chicago, 9/13/15  
**First NFL start:** at Detroit, 12/3/15  
**First NFL sack:** vs. Tampa Bay, 12/3/17 (J.Winston)

### CAREER TRANSACTIONS

- 2015 Selected by Green Bay Packers in the fourth round (129th overall) of '15 NFL Draft, May 2...Signed first contract, May 8.

### RYAN'S SINGLE-GAME CAREER HIGHS

#### Tackles

Total\*.....11, vs. Min. (12/23/17)  
Solo.....10, at Atl. (10/30/16)

\* Posted 11 total tackles in '16 playoffs vs. N.Y. Giants, 1/8/17

## JAKE RYAN GAME-BY-GAME

### 2015, GREEN BAY

Date	Opp	GP	GS	Tot	So	As	Sk	Yd	Int	Yd	Lg	TD	PD	FF	FR	
09/13	at Chi-W	1	0	0	0	0	0	0	0	0	0	0	0	0	0	
09/20	Sea-W	1	0	0	0	0	0	0	0	0	0	0	0	0	0	
09/28	KC-W	1	0	1	0	1	0	0	0	0	0	0	0	0	0	
10/04	at SF-W	(inactive — hamstring)														
10/11	at STL-W	(inactive — hamstring)														
10/18	SD-W	1	0	0	0	0	0	0	0	0	0	0	0	0	0	
11/01	at Den-L	1	0	1	0	1	0	0	0	0	0	0	0	0	0	
11/08	at Car-L	1	0	6	4	2	0	0	0	0	0	0	0	0	0	
11/15	Det-L	1	0	0	0	0	0	0	0	0	0	0	0	0	0	
11/22	at Min-W	1	0	0	0	0	0	0	0	0	0	0	0	0	0	
11/26	Chi-L	1	0	0	0	0	0	0	0	0	0	0	0	0	0	
12/03	at Det-W	1	1	9	8	1	0	0	0	0	0	0	0	0	1	
12/13	Dal-W	1	1	6	3	3	0	0	0	0	0	0	0	0	0	
12/20	at Oak-W	1	1	8	8	0	0	0	0	0	0	0	0	0	0	
12/27	at Ari-L	1	1	6	2	4	0	0	0	0	0	0	0	0	0	
01/03	Min-L	1	1	10	6	4	0	0	0	0	0	0	0	0	0	
<b>'15 TOTALS</b>		<b>14</b>	<b>5</b>	<b>47</b>	<b>32</b>	<b>15</b>	<b>0</b>	<b>0</b>	<b>0</b>	<b>0</b>	<b>0</b>	<b>0</b>	<b>0</b>	<b>0</b>	<b>1</b>	

01/10	at Was-W	1	4	2	2	0	0	0	0	0	0	0	0	0	0
01/16	at Ari-L	1	1	6	5	1	0	0	0	0	0	0	0	0	0
<b>PLAYOFFS</b>		<b>2</b>	<b>2</b>	<b>10</b>	<b>7</b>	<b>3</b>	<b>0</b>	<b>0</b>	<b>0</b>	<b>0</b>	<b>0</b>	<b>0</b>	<b>0</b>	<b>0</b>	<b>0</b>
		<i>'NFC Wild Card Playoff; 'NFC Divisional Playoff</i>													

### 2016, GREEN BAY

Date	Opp	GP	GS	Tot	So	As	Sk	Yd	Int	Yd	Lg	TD	PD	FF	FR	
09/11	at Jax-W	1	1	8	4	4	0	0	0	0	0	0	1	0	0	
09/18	at Min-L	1	1	9	6	3	0	0	0	0	0	0	1	0	0	
09/25	Det-W	1	1	8	5	3	0	0	0	0	0	0	0	0	0	
10/09	NYG-W	1	1	6	5	1	0	0	0	0	0	0	0	0	0	
10/16	Dal-L	1	0	6	4	2	0	0	0	0	0	0	0	0	0	
10/20	Chi-W	1	1	5	3	2	0	0	0	0	0	0	0	0	0	
10/30	at Atl-L	1	1	10	10	0	0	0	0	0	0	0	0	0	0	
11/06	Ind-L	1	1	9	8	1	0	0	0	0	0	0	1	0	0	
11/13	at Ten-L	1	0	0	0	0	0	0	0	0	0	0	0	0	0	
11/20	at Was-L	(inactive — ankle)														
11/28	at Phi-W	(inactive — ankle)														
12/04	Hou-W	1	1	4	2	2	0	0	0	0	0	0	0	0	0	

Date	Opp	GP	GS	Tot	So	As	Sk	Yd	Int	Yd	Lg	TD	PD	FF	FR
12/11	Sea-W	1	0	3	0	3	0	0	0	0	0	0	0	0	0
12/18	at Chi-W	1	1	8	6	2	0	0	0	0	0	0	0	0	0
12/24	Min-W	1	1	1	1	0	0	0	0	0	0	0	0	0	0
01/01	at Det-W	1	0	7	4	3	0	0	0	0	0	0	0	0	0
<b>'16 TOTALS</b>		<b>14</b>	<b>10</b>	<b>84</b>	<b>58</b>	<b>26</b>	<b>0</b>	<b>0</b>	<b>0</b>	<b>0</b>	<b>0</b>	<b>0</b>	<b>3</b>	<b>0</b>	<b>0</b>
01/08	NYG-W	1	1	11	7	4	0	0	0	0	0	0	0	3	0
01/15	at Dal-W	1	1	3	2	1	0	0	0	0	0	0	0	0	0
01/22	at Atl-L	1	1	2	1	1	0	0	0	0	0	0	0	0	0
<b>PLAYOFFS</b>		<b>3</b>	<b>3</b>	<b>16</b>	<b>6</b>	<b>0</b>	<b>0</b>	<b>0</b>	<b>0</b>	<b>0</b>	<b>0</b>	<b>0</b>	<b>3</b>	<b>0</b>	<b>0</b>
		<i>'NFC Wild Card Playoff; 'NFC Divisional Playoff; 'NFC Championship</i>													

### 2017, GREEN BAY

Date	Opp	GP	GS	Tot	So	As	Sk	Yd	Int	Yd	Lg	TD	PD	FF	FR	
09/10	Sea-W	1	1	2	1	1	0	0	0	0	0	0	0	0	0	
09/17	at Atl-L	1	0	5	5	0	0	0	0	0	0	0	0	0	0	
09/24	Cin-W	(inactive — hamstring/concussion)														
09/28	Chi-W	1	1	5	2	3	0	0	0	0	0	0	1	0	1	
10/08	at Dal-W	1	1	9	7	2	0	0	0	0	0	0	0	0	0	
10/15	at Min-L	1	1	9	5	4	0	0	0	0	0	0	0	0	0	
10/22	NO-L	1	1	2	1	1	0	0	0	0	0	0	0	0	0	
11/06	Det-L	1	0	2	2	0	0	0	0	0	0	0	0	1	0	
11/12	at Chi-W	1	1	5	4	1	0	0	0	0	0	0	0	0	0	
11/19	Bal-L	1	1	8	8	0	0	0	0	0	0	0	0	0	0	
11/26	at Pit-L	1	1	7	5	2	0	0	0	0	0	0	0	0	0	
12/03	TB-W	1	1	10	9	1	1	1	0	0	0	0	0	0	0	
12/10	at Cle-W	1	1	6	4	2	0	0	0	0	0	0	0	0	0	
12/17	at Car-L	1	0	0	0	0	0	0	0	0	0	0	0	0	0	
12/23	Min-L	1	1	11	9	2	0	0	0	0	0	0	0	0	0	
12/31	at Det-L	1	1	8	4	4	1	0	0	0	0	0	0	0	0	
<b>'17 TOTALS</b>		<b>15</b>	<b>12</b>	<b>89</b>	<b>66</b>	<b>23</b>	<b>1</b>	<b>1</b>	<b>0</b>	<b>0</b>	<b>0</b>	<b>0</b>	<b>3</b>	<b>1</b>	<b>1</b>	



Ht: 6-6 Wt: 301

Born: May 17, 1994

NFL Games

Played/Started: 23/7

Acquired: D2-16



# Jason SPRIGGS

Tackle  
Indiana

# 78

Third NFL Season | Third Packers Season

## PRO HIGHLIGHTS:

- *Appeared in seven games and started five contests at right tackle in 2017, the first starts at that position in his NFL career, before sustaining a season-ending knee injury vs. Minnesota in Week 16.*
- *Played in all 16 games with two starts (at right guard) as a rookie in 2016. Also saw time at both tackle spots in 2016.*
- *Was the only Green Bay rookie on the offensive side of the ball to appear in all 16 regular-season contests in 2016.*
- *Selected by the Packers in the second round of the 2016 NFL Draft with the No. 48 overall selection, a choice acquired from the Indianapolis Colts in a trade for Green Bay's second-round (No. 57), fourth-round (No. 125) and seventh-round (No. 248) picks.*

**2017 SEASON:** Played in seven games with five starts, opening at RT in Weeks 12-16...Was placed on injured reserve (hamstring) on Sept. 21 and was activated from injured reserve on Nov. 18...Was placed on injured reserve (knee) on Dec. 26...**Vs. Seattle (Sept. 10):** Appeared on one play on special teams, sustaining a hamstring injury that would sideline him for the next eight games...**Vs. Baltimore (Nov. 19):** Took over at RT late in the third quarter for an injured Justin McCray (knee), and played the final 22 snaps on offense...**At Pittsburgh (Nov. 26):** Started at RT for the first time in his career, playing all 55 snaps and helping to protect QB Brett Hundley as he posted a career-high 134.3 passer rating by connecting on 17 of 26 passes for 245 yards and three TDs with no INTs...**Vs. Tampa Bay (Dec. 3):** Started at RT and played all 55 snaps, helping the offense register a season-high 199 rushing yards and two TDs on 29 carries (6.9 avg.). Blocked for rookie RB Jamaal Williams, who registered a career-high 113 yards and a TD on 21 carries (5.4 avg.). Also helped Hundley rush for a career-high 66 yards, the first time in franchise history (since 1933) that the Packers had a 100-yard rusher and a QB rush for 65-plus yards in the same game...**At Cleveland (Dec. 10):** Started at RT and played all 76 snaps, helping protect Hundley as he was only sacked once on the afternoon and completed a career-high 35 of 46 passes (76.1 percent) for 265 yards and three TDs with no INTs for a 111.2 rating. Part of an offense that converted 8 of 10 third downs in the second half/overtime...**At Carolina (Dec. 17):** Started at RT and played all 70 snaps, helping to block for QB Aaron Rodgers as he threw for 290 yards and three TDs with three INTs on 26-of-45 passing. Helped the Packers rush for 120 yards on 19 attempts (6.3 avg.), the team's first game with 120-plus rushing yards on fewer than 20 attempts since Oct. 18, 2015, vs. San Diego (17-133)...**Vs. Minnesota (Dec. 23):** Started at RT, but sustained a significant knee injury on the first play from scrimmage that would sideline him for the remainder of the season.

**2016:** Played in all 16 games with two starts (at RG), seeing action on offense and on special teams (extra points and field goals)...Also saw time at both tackle spots...Appeared in all three postseason games...**Vs. N.Y. Giants (Oct. 9):** Saw his first action as a pro on offense, appear-

## AT A GLANCE ...

- Appeared in seven games and started five contests at right tackle in 2017, the first starts at that position in his NFL career, before sustaining a season-ending knee injury vs. Minnesota in Week 16.
- Played in all 16 games with two starts (at right guard) as a rookie in 2016. Also saw time at both tackle spots in 2016.
- Was the only Green Bay rookie on the offensive side of the ball to appear in all 16 regular-season contests in 2016.
- Named first-team All-America by the Football Writers Association of America (FWAA) and *Phil Steele's College Football* as a senior at Indiana. Also received the Hoosiers' Chris Dal Sasso Award (outstanding lineman) and was the first Outland Trophy semifinalist in school history.
- Set a school true-freshman record for an offensive lineman by starting all 12 games at LT in 2012. Earned Big Ten All-Freshman team recognition from ESPN.com and BTN.com.
- Selected by the Packers in the second round of the 2016 NFL Draft with the No. 48 overall selection, a choice acquired from the Indianapolis Colts in a trade for Green Bay's second-round (No. 57), fourth-round (No. 125) and seventh-round (No. 248) picks.

ing on five snaps as an extra lineman on the right side...

**Vs. Dallas (Oct. 16):** Played 18 offensive snaps as he took over at RT for an injured Bryan Bulaga (back) midway through the fourth quarter. Recovered a fumble by Rodgers on a sack late in the fourth quarter to retain possession for the Packers...**At Tennessee (Nov. 13):** Played the final 24 offensive snaps at LT, coming in for an injured David Bakhtiari (knee) in the third quarter. It marked his first action at the position in an NFL regular-season game...**At Washington (Nov. 20):** Appeared on 31 snaps on offense, taking over at RG for an injured Don Barclay (shoulder) to start the second half. Played 27 snaps at RG before moving over to LT for Bakhtiari (coach's decision) for the final four plays...**At Philadelphia (Nov. 28):** Made his first NFL start, opening at RG with T.J. Lang (foot) sidelined and Barclay (shoulder) limited. Played all 71 snaps, protecting Rodgers as the line didn't allow a sack and provided time for him to complete 30 of 39 passes for 313 yards and two TDs for a 116.7 passer rating. Was part of an offense that converted 10 of 14 third downs, a 71.4 conversion rate that was the best by an NFL team on the season and the best by Green Bay since Oct. 27, 2013, at Minnesota (13 of 18, 72.2 percent)...**Vs. Houston (Dec. 4):** Started at RG for the second straight game and played all 58 snaps. Was part of a line that allowed just one sack of Rodgers on the afternoon. Helped give Rodgers time to complete 20 of 30 passes for 209 yards and two TDs with no INTs for a 108.9 rating, his third straight game with a 100-plus rating...**At Atlanta (NFC Championship, Jan. 22):** Played the final 30 snaps on offense, with 25 of them at RG in place of an injured Lang (foot), after he took over for him late in the third quarter. Kicked out to RT for the final five plays after Bulaga left the game (concussion evaluation)...**2016 Draft:** Selected by the Packers in the second round (No. 48 overall), a choice acquired from the Indianapolis Colts in a trade for Green Bay's second-round (No. 57), fourth-round (No. 125) and seventh-round (No. 248) picks.

Community

Admin & Coaches

Spriggs

Draft & Free Agents

2017 Review

Records & History

Lambeau Field

Misc.



**COLLEGE:** Played in 48 career games with 47 starts at left tackle during his four seasons at Indiana...Majorred in liberal studies with a history minor...**Senior season (2015):** Served as a team captain and started all 13 games at left tackle...Received IU's Chris Dal Sasso Award (outstanding lineman) and was the first Outland Trophy semifinalist in school history...Named first-team All-America by the Football Writers Association of America (FWAA) and *Phil Steele's College Football*, second-team All-America by the Walter Camp Football Foundation and *Sporting News*, third-team All-America by *The Associated Press* and honorable mention All-America by *Sports Illustrated*...With G Dan Feeney, became the school's first pair of offensive linemen to earn All-America honors in the same season...Part of a team that appeared in the Pinstripe Bowl at Yankee Stadium, the 10th bowl appearance in school history and the first since the 2007 Insight Bowl...Allowed only two sacks on 475 pass attempts...Finished with 79 knockdowns while playing a team-high 1,074 snaps...Part of a line that tied for No. 7 in the nation by allowing just 13 sacks...Helped the offense set single-season school records with 475 total plays, 6,556 total yards, 3,820 passing yards, 337 first downs and 168 passing first downs...Part of a unit that ranked No. 1 in the Big Ten in total offense, passing offense and scoring, while placing second in rushing offense...Helped the Hoosiers lead the conference in scoring offense for the first time since the Big Ten began using the entire season to determine the statistical champion in 1985...Helped the Hoosiers become the first team since Ohio State in 1995 to lead the conference in total offense, passing offense and scoring...Part of an offense that became the fourth in college football to have a 3,500-yard passer, a pair of 1,000-yard running backs and a 1,000-yard receiver in the same season...Served as a game captain six times...Named the team's Offensive Player of the Week after he blocked for a running game that racked up 307 net rushing yards on 55 attempts (5.6 avg.) as part of a 527-yard offensive effort in a 48-41 double-overtime loss vs. Michigan (Nov. 14)...**Junior season (2014):** Saw action in 11 games, making 10 starts at left tackle...Named honorable mention All-Big Ten by the media...Gave up two sacks on 689 snaps and recorded 45 knockdowns...Part of an offense that set the school single-season record with 3,163 rushing yards and ranked No. 5 in the Big Ten with 405.0 total yards per game...Helped the offense finish No. 9 in the nation and No. 3 in the Big Ten with 263.6 rushing yards per game...Blocked for RB Tevin Coleman, who became the 18th player in FBS history to rush for 2,000 yards...

**Sophomore season (2013):** Started all 12 games at LT and was selected honorable mention All-Big Ten by the coaches and media...Part of an offensive line that surrendered one sack every 26.1 pass attempts, No. 3 in the Big Ten...Helped the offense set single-season school records for total yards per game (508.5), points per game (38.4), passing touchdowns (36) and total TDs (62)...Helped the Hoosier offense average 300-plus passing yards and 200-plus rushing yards in the same season for the first time in school history...Served as the backup long snapper...Was named the team's Offensive Player of the Week in the 56-36 win vs. Purdue (Nov. 30)...**Freshman season (2012):** Set a school record for an offensive lineman by starting all 12 games at LT as a true freshman...Named honorable mention All-Big Ten by the coaches and media, honorable mention Freshman All-America by *CollegeFootballNews.com*, Big Ten All-Freshman team by *ESPN.com* and *BTN.com* and second-team All-Big Ten by *247Sports.com*...Recorded a team-high 80 knockdowns and gave up just two sacks on 961 snaps...Part of an offensive line that led the Big Ten by allowing just one sack every 31.8 pass attempts...Member of an offense that led the conference in passing yards (311.2) and finished No. 2 in total offense (442.0) and No. 4 in scoring offense (30.8)...Was the backup long snapper.

**PERSONAL:** Given name Jason Michael Spriggs... Born in Chicago, Ill. ...His sister, Samantha, played lacrosse at Trine University (Ind.)...**High school:** Played T, TE, DE and LS during his time at Concord High School (Elkhart, Ind.)...Named Indiana Class 5A all-state (defensive line) by *AP* and Indiana Football Coaches Association (IFCA) Top 50 (offensive line) in 2011...Was a first-team *Elkhart Truth* selection as an offensive lineman in 2011 and as a defensive lineman in 2010...Served as a team captain and was named Concord's most valuable offensive lineman (2011) and defensive lineman (2010 and 2011)...Earned IFCA all-state honors as a junior...Selected all-conference as an offensive and defensive lineman in both 2010 and 2011...Started for three years and recorded 58 tackles, seven sacks, 19 tackles for a loss, three forced fumbles, three passes broken up and three fumble recoveries, one of which he returned for a touchdown...Also lettered four years in both basketball and lacrosse and two years in track and field...**Community involvement:** Was part of the United Way's annual Hometown Huddle project in 2016, helping to build a new ice rink in Algoma, Wis. ... Residence: Elkhart, Ind.

**JASON SPRIGGS' PRO GAMES PLAYED/STARTED**

Year	Team	GP	GS
2016	Green Bay	16	2
2017	Green Bay	7	5
<b>NFL totals (two years)</b>		<b>23</b>	<b>7</b>
<b>Postseason</b>		<b>3</b>	<b>0</b>

**Additional statistics:** *Miscellaneous tackles* — 1 in 2016. *Miscellaneous fumble recoveries* — 1 in 2016, 1 in 2017; *NFL total:* 2.

**NFL debut:** at Jacksonville, 9/11/16  
**First NFL start:** at Philadelphia, 11/28/16

**CAREER TRANSACTIONS**

- 2016 Selected by Green Bay Packers in the second round (48th overall) of '16 NFL Draft, April 28 (pick obtained from Indianapolis Colts for Packers' second-round, fourth-round and seventh-round selections)...Signed first contract, May 9.
- 2017 Placed on injured reserve (hamstring), Sept. 21...Activated from injured reserve, Nov. 18... Placed on injured reserve (knee), Dec. 26.

Ht: 6-3 Wt: 324

Born: November 22, 1989

NFL Games

Played/Started: 61/33

Acquired: FA-13



# Lane TAYLOR

Guard

Oklahoma State

# 65

Sixth NFL Season | Sixth Packers Season

VETERANS

## PRO HIGHLIGHTS:

- ▶ Has started all 31 games he has played in over the past two seasons, the most by a Green Bay offensive lineman over that span.
- ▶ In two seasons as a starter (2016-17), has helped the Packers rank No. 4 in the NFL over that span with an average of 4.51 yards per carry.
- ▶ Has started games at three different spots on the offensive line (30 at LG, two at LT, one at RG) during his five-year career.
- ▶ Started a career-high 16 contests at LG in 2016, one of three Green Bay linemen (David Bakhtiari, Bryan Bulaga) to open every game on the season.
- ▶ Was part of a line that helped the offense rank in the top 10 in several categories last season, including points per game (No. 4, 27.0), yards per game (No. 8, 368.8) and first downs (No. 7, 349).
- ▶ Made his first career starts in 2015, opening at RG at Detroit in Week 13 in place of an injured T.J. Lang and at LG in Week 17 vs. Minnesota with Josh Sitton sliding to LT in place of an injured Bakhtiari.
- ▶ Appeared in all 16 games in 2014, seeing limited action on offense at both guard spots and as an extra lineman, and on special teams. Also played in both playoff contests.
- ▶ One of three rookie free agents to make Green Bay's opening-day roster in 2013, he went on to appear in 10 games that season.
- ▶ Played primarily on special teams but also saw limited action at right guard in his first season.
- ▶ Signed with the Packers as an undrafted free agent on May 10, 2013.

**2017 SEASON:** Started all 15 games he appeared in, opening 13 at LG and two at LT...Helped the offense rank No. 3 in red-zone scoring (61.9 percent), No. 5 in yards per carry (4.47 avg.) and tied for No. 6 in 10-play drives (30)...Part of an offense that posted four 160-yard rushing games, tied for No. 7 in the NFL...Was not flagged for a penalty on the season...**Vs. Chicago (Sept. 28):** Started at LT for the first time in his career, opening in place of an injured David Bakhtiari (hamstring), and helped to block for QB Aaron Rodgers as he threw a season-high four TD passes on 18-of-26 passing for 179 yards...**At Dallas (Oct. 8):** Started at LT for the second straight game, helping the offense rack up 160 rushing yards on 25 carries (6.4 avg.), highlighted by a 125-yard effort from rookie RB Aaron Jones on 19 attempts (6.6 avg.). It marked just the second time in the past 14 seasons (Week 15 at Chicago in 2016) that the Packers rushed for 160-plus yards on 25 or fewer carries. Also helped protect Rodgers as he threw three TD passes, his third straight game with three-plus TD passes...**Vs. New Orleans (Oct. 22):** Inactive (ankle), his first game missed due to injury in his NFL career. Sustained the injury the previous game at Minnesota (Oct. 15)...**At Chicago (Nov. 12):** Part of an offense that rushed for 160 yards on 37 carries (4.3 avg.), the most rushing yards

## AT A GLANCE ...

- Has started all 31 games he has played in over the past two seasons, the most by a Green Bay offensive lineman over that span. Has opened games at three different spots on the offensive line (30 at LG, two at LT, one at RG) during his five-year career.
- In two seasons as a starter (2016-17), has helped the Packers rank No. 4 in the NFL over that span with an average of 4.51 yards per carry.
- Started all 15 games he appeared in last season, opening 13 at left guard and two at left tackle, the first starts of his career at LT.
- Started a career-high 16 games at LG in 2016, one of three Green Bay linemen (David Bakhtiari, Bryan Bulaga) to open every game on the season.
- Made his first career starts in 2015, opening at RG at Detroit in Week 13 in place of an injured T.J. Lang and at LG in Week 17 vs. Minnesota with Josh Sitton sliding to LT in place of an injured Bakhtiari.
- Was one of three rookie free agents to make Green Bay's opening-day roster in 2013.
- A four-year letterman at Oklahoma State, he was a unanimous first-team All-Big 12 selection at RG by the conference's coaches as a senior in 2012 and also earned first-team all-conference recognition from *The Associated Press*.

allowed by the Bears on the season to that point. Blocked LB Christian Jones to help spring RB Ty Montgomery on his 37-yard TD run early in the second quarter...**At Pittsburgh (Nov. 26):** Helped to protect QB Brett Hundley as he posted a career-high 134.3 passer rating by connecting on 17 of 26 passes for 245 yards and three TDs with no INTs...**Vs. Tampa Bay (Dec. 3):** Part of an offense that registered a season-high 199 rushing yards and two TDs on 29 carries (6.9 avg.), including a career-best 113 yards and a TD on 21 carries (5.4 avg.) from RB Jamaal Williams. Also helped Hundley rush for a career-high 66 yards, the first time in franchise history (since 1933) that the Packers had a 100-yard rusher and a QB rush for 65-plus yards in the same game...**At Cleveland (Dec. 10):** Helped protect Hundley as he was only sacked once on the afternoon and completed a career-high 35 of 46 passes (76.1 percent) for 265 yards and three TDs with no INTs for a 111.2 rating. Part of an offense that converted 8 of 10 third downs in the second half/overtime...**At Carolina (Dec. 17):** Blocked for Rodgers as he threw for 290 yards and three TDs with three INTs on 26-of-45 passing. Helped the Packers rush for 120 yards on 19 attempts (6.3 avg.), the team's first game with 120-plus rushing yards on fewer than 20 attempts since Oct. 18, 2015, vs. San Diego (17-133).

**2016:** Started all 16 games at LG, one of three Green Bay linemen (Bakhtiari, Bulaga) to open every contest...Was part of a line that helped the Packers rank in the top 10 in the NFL in points per game (No. 4, 27.0), yards per game (No. 8, 368.8), passing yards per game (No. 7, 262.4), yards per carry (No. 7, 4.55), third-down conversions (No. 2, 46.7), first downs (No. 7, 349), time of possession (No. 5, 31:14) and giveaways (1-No. 8, 17)...Also started all three post-season contests...**Vs. Detroit (Sept. 25):** Helped to clear the way for RB Eddie Lacy's season-high 103 yards rushing

Community

Admin & Coaches

Taylor

Draft & Free Agents

2017 Review

Records & History

Lambeau Field

Misc.

on just 17 carries (6.1 avg.). Also protected Rodgers as he threw four TD passes, with all of them coming in the first half...**Vs. Chicago (Oct. 20):** Started and appeared on all 87 plays, helping the offense record season highs for first downs (32) and time of possession (39:36). The first-down total was tied for the second-best single-game mark in franchise history and the time of possession was the best mark by Green Bay since Oct. 27, 2013, at Minnesota (40:54). Protected Rodgers as he completed a franchise-record 39 passes, including 10-plus passes to three different players (WRs Davante Adams, Randall Cobb and Ty Montgomery), only the second time in NFL history (New England Patriots, Nov. 13, 1994) that a team had accomplished that feat in a game...**At Philadelphia (Nov. 28):** Protected Rodgers as the line didn't allow a sack and provided time for him to complete 30 of 39 passes for 313 yards and two TDs for a 116.7 passer rating. Part of an offense that converted 10 of 14 third downs, a 71.4 conversion rate that was the best by an NFL team on the season...**Vs. Seattle (Dec. 11):** Helped protect Rodgers as he completed 18 of 23 passes for 246 yards and three TDs with no INTs for a 150.8 passer rating, the fourth-highest rating of his career. Part of a line that allowed just one sack, the third straight game with either one or zero sacks allowed, Green Bay's longest streak since a four-game stretch to end the 2014 season...**At Chicago (Dec. 18):** Started and played 59 of 61 snaps, missing the final two offensive plays due to a hip injury. Was part of an offense that racked up a season-best 451 total yards, highlighted by a season-high 226 yards rushing and three TDs on just 23 carries (9.8 avg.). The average of 9.8 yards per carry was the best in franchise history (since 1940) in games with 20-plus attempts, topping the previous high of 9.2 yards per carry at Washington on Oct. 10, 2010 (17 carries for 157 yards). The average per carry was also the second-best mark by an NFL team since the 1970 AFL-NFL merger among teams with 20-plus attempts behind only the 11.0-yard average posted by the Cincinnati Bengals (37-407) vs. Denver on Oct. 22, 2000. Helped clear holes for Montgomery to rush for a career-high 162 yards and two TDs on 16 attempts (10.1 avg.), the best yardage output by a Green Bay player since RB Samkon Gado's 171-yard outing vs. Detroit on Dec. 11, 2005...**At Detroit (Jan. 1):** Helped the offense post 448 yards and 28 first downs as the Packers registered their fourth straight 30-point game, tied for the second-longest single-season streak in team history, and their fourth consecutive zero-giveaway game, tying the franchise record. Protected Rodgers as he was sacked just once on the evening and threw for 300 yards and four TDs on 27-of-39 passing with no INTs, his team-record seventh straight game without an INT. Helped clear holes for Green Bay's 153 yards rushing on 31 carries (4.9 avg.), the second-highest yardage output on the ground by the Packers on the season, with three players rushing for 40-plus yards...**Vs. N.Y. Giants (NFC Wild Card, Jan. 8):** Part of a line that helped protect Rodgers as he completed 25 of 40 passes for 362 yards and four TDs with no INTs for a 125.2 rating. Part of an offense that did not turn the ball over for the fifth straight game, the longest streak in team annals (including playoffs)...**At Dallas (NFC Divisional, Jan. 15):** Protected Rodgers as he became just the second QB in NFL history (Drew Brees, 2011) to throw for 350-plus yards in back-to-back games in a single postseason with 355 yards and two TDs on 28-of-43 passing. Part of an offense that posted 27 first downs, the third most by the Packers in a playoff game, and 413 total yards. Helped the offense rack up 34 points, the first time Green Bay had posted back-to-back 30-point games in the playoffs since the 1996 postseason (three straight). It marked the sixth straight game with 30-plus points, the longest streak by the Packers (including playoffs) since a seven-game streak in 1963.

**2015:** Played in four games with two starts, opening one game at LG and another at RG...Dressed, but did not play, in three other contests...Was inactive (healthy scratch) for the other nine games...Appeared in both playoff contests on special teams...**At Detroit (Dec. 3):** Started the first game of his NFL career, opening at RG in place of an injured Lang (shoulder). Played all 67 snaps and helped protect Rodgers as he threw for 273 yards and two TDs with one INT on 24-of-36 passing...**At Arizona (Dec. 27):** Appeared on seven plays on offense, playing six snaps at LG in place of Sitton (coach's decision) and one for Lang at RG on Green Bay's two-point conversion in the third quarter...**Vs. Minnesota (Jan. 3):** Started at LG with Sitton moving to LT in place of an injured Bakhtiari (ankle). It marked the first start of his career at LG. Helped protect Rodgers as he threw for 291 yards and a TD on 28-of-44 passing.

**2014:** Played in all 16 regular-season games and both playoff contests...Saw limited action at both guard spots and as an extra lineman...Also saw time on special teams...**Vs. Minnesota (Oct. 2):** Saw the most significant action of his career on offense to that point, appearing on 10 snaps at LG for Sitton (coach's decision) with the Packers holding a big lead. Entered the game with just over 10 minutes remaining...**Vs. Carolina (Oct. 19):** Played nine snaps at LG for Sitton (coach's decision) in the fourth quarter after the veteran departed with the Packers leading, 38-10...**At New Orleans (Oct. 26):** Saw the most extensive action of his career to that point, taking over at RG for Lang (ankle) following the first series of the game. Played 63 of 68 offensive snaps, helping protect Rodgers on his way to 418 yards on 28-of-39 passing, the second-best yardage output of his career and tied for the third-best single-game total in team history...**Vs. Chicago (Nov. 9):** Played 23 snaps at RG in the second half in place of Lang with the Packers holding a big lead. Helped the Packers rush for 66 yards on 12 carries (5.5 avg.) in the fourth quarter...**Vs. Philadelphia (Nov. 16):** Came in for Lang (coach's decision) midway through the fourth quarter with the Packers holding a sizable lead, and played 12 snaps at RG.

**2013:** Appeared in 10 games in his first season, seeing time primarily on special teams but also limited action at right guard...Was a gameday inactive (healthy scratch) for six regular-season contests and the team's playoff game...**Vs. Detroit (Oct. 6):** Made his NFL debut, appearing on special teams...**At Minnesota (Oct. 27):** Saw the first action of his career on offense when he took one snap as an extra blocker in the backfield in the second quarter...**Vs. Philadelphia (Nov. 10):** Was pressed into action at RG in the fourth quarter when injuries struck the offensive line. The unit lost starting C Evan Dietrich-Smith in the second quarter and later RT Don Barclay in the fourth. Appeared on four offensive plays and also five snaps on special teams...**At Detroit (Nov. 28):** Played on special teams and also entered the game on offense late in the fourth quarter, taking a season-high nine snaps at RG...**2013 Draft:** Signed by Green Bay as an undrafted free agent on May 10.

**COLLEGE:** A four-year letterman for the Cowboys, he played in 50 games with 47 starts during his career at right guard...Keyed an offensive line that finished in the top 15 nationally in sacks allowed in all four of his seasons as a starter...Blocked for an offense that finished in the top three nationally in scoring in each of his final three seasons...Earned his degree in university studies...**Senior season (2012):** Was a unanimous first-team All-Big 12 selection by the coaches and also earned first-team All-Big 12 recognition from *The Associated Press*...Started all 13 games, did not allow a sack and surrendered just four quarterback pressures...Helped the offense lead the conference

in scoring (45.7, No. 3 in the nation) and rank No. 2 in rushing offense (215.3) and total yards (547.0)...Led a line that allowed just 12 sacks on the season, No. 1 in the Big 12 and tied for No. 9 nationally...**Junior season (2011):** Played in all 13 games and started the final 12 contests...Was recognized by the coaches and AP as honorable mention All-Big 12...Did not allow a sack and led a line that surrendered just 12 sacks in 13 games, a total that ranked No. 3 in the conference and tied for No. 11 nationally...Helped the offense average 48.7 points per game, the best mark in the Big 12 and second best in the nation...Protected QB Brandon Weeden as he passed for a school-record 4,727 yards, the second-highest total in FBS that season...Also helped Weeden set single-season school records for passing TDs (37), completions (408) and completion percentage (72.3)...**Sophomore season (2010):** Started all 13 games, helping the Cowboys finish No. 3 nationally in scoring offense (44.2) and total offense (520.2) and No. 7 nationally in sacks allowed (10)...All three marks also led the Big 12...Led a line that helped WR Justin Blackmon set single-season school records with 1,782 receiving yards

and 20 TD catches...Earned team Offensive Lineman of the Week honors for his performance at Texas Tech (Oct. 16)...**Redshirt freshman season (2009):** Played in 11 games with 10 starts, helping the Cowboys lead the Big 12 in rushing for a fourth straight season (187.8 ypg)...Part of a line that allowed just 12 sacks, tied for No. 6 nationally...Made his first career start vs. Rice (Sept. 19).

**PERSONAL:** Given name Lane Dominick Taylor...Born in Arlington, Texas...He and his wife, Kasey, have three children...**High school:** Lettered two years in football and four years in track at Martin High School in Arlington, Texas...Earned Texas 5A honorable mention all-state honors from AP as a senior...**Community involvement:** Was part of the United Way's annual Hometown Huddle project in 2014, helping to build a new playground in Clintonville, Wis...Has participated in the Green Bay Packers Golf Invitational in Kohler, Wis...Visited hospitals in the Stillwater area while he was in college...Residence: Aledo, Texas.

### LANE TAYLOR'S PRO GAMES PLAYED/STARTED

Year	Team	GP	GS
2013	Green Bay	10	0
2014	Green Bay	16	0
2015	Green Bay	4	2
2016	Green Bay	16	16
2017	Green Bay	15	15
<b>NFL totals (five years)</b>		<b>61</b>	<b>33</b>
<b>Postseason</b>		<b>7</b>	<b>3</b>

*Inactive for Packers' game during 2013 playoffs*

#### CAREER TRANSACTIONS

- 2013 Signed by Green Bay Packers as undrafted free agent, May 10.
- 2016 Signed contract extension, March 8.

**Additional statistics:** Miscellaneous tackles — 1 in 2016.

**NFL debut:** vs. Detroit, 10/6/13

**First NFL start:** at Detroit, 12/3/15

### MOST DIVISION TITLES, 1995-2017

- 17 New England..... AFC East 1996-97, 2001, '03-07, '09-17
- 12 Green Bay .. NFC Central 1995-97, NFC North 2002-04, '07, '11-'14, '16**
- 12 Pittsburgh .. AFC Central 1995-97, 2001, AFC North 2002, '04, '07-08, '10, '14, '16-17
- 10 Indianapolis .. AFC East 1999; AFC South 2003-07, '09-10, '13-14
- 9 Seattle..... AFC West 1999; NFC West 2004-07, '10, '13-'14, '16
- 8 Denver..... AFC West 1996, '98, 2005, '11-15
- Philadelphia..... NFC East 2001-04, '06, '10, '13, '17
- 7 Dallas..... NFC East 1995-96, '98, 2007, '09, '14, '16
- 6 Carolina..... NFC West 1996; NFC South 2003, '08, '13-15
- Kansas City..... AFC West 1995, '97, 2003, '10, '16-17
- Minnesota..... NFC Central 1998, 2000; NFC North 2008-09, '15, '17
- 5 Atlanta..... NFC West 1998; NFC South 2004, '10, '12, '16
- San Diego/LA. Chargers..... AFC West 2004, '06-09
- New Orleans..... NFC West 2000; NFC South 2006, '09, '11, '17
- N.Y. Giants..... NFC East 1997, 2000, '05, '08, '11
- San Francisco..... NFC West 1995, '97, 2002, '11-12

- 4 Baltimore..... AFC North 2003, '06, '11-12
- Chicago..... NFC Central 2001; NFC North 2005-06, '10
- Cincinnati..... AFC North 2005, '09, '13, '15
- Houston..... AFC South 2011-12, '15-16
- St. Louis/L.A. Rams..... NFC West 1999, 2001, '03, '17
- Tampa Bay..... NFC Central 1999; NFC South 2002, '05, '07
- 3 Arizona..... NFC West 2008-09, '15
- Jacksonville..... AFC Central 1998-99; AFC South 2017
- Oakland..... AFC West 2000-02
- Tennessee..... AFC Central 2000; AFC South 2002, '08
- Washington..... NFC East 1999, 2012, '15



# Jermaine WHITEHEAD

# 35

Safety  
Auburn



Ht: 5-11 Wt: 195

Born: March 12, 1993

NFL Games  
Played/Started: 12/0

Acquired: FA-16

Second NFL Season | Second Packers Season



## PRO HIGHLIGHTS:

➤ After spending the first six games of the 2017 season on Green Bay's practice squad, was signed to the active roster and played in 10 contests, seeing time on defense and special teams. Was tied for No. 2 on the team with six special teams tackles.

➤ Played in two games for the Packers in 2016 while spending 14 regular-season games and three postseason contests on Green Bay's practice squad.

➤ Originally signed by San Francisco as an undrafted free agent on May 5, 2015, and spent most of his rookie season on the 49ers' practice squad before being signed to the Baltimore Ravens' active roster on Dec. 23, where he was inactive for the final two games.

**2017 SEASON:** Played in 10 games, seeing time on defense and special teams...Registered seven tackles (four solo) and a pass defended on defense and six tackles on special teams (tied for No. 2 on the team)...Had one carry for 7 yards...Was on Green Bay's practice squad for the first six games before being signed to the active roster on Oct. 21...**Vs. New Orleans (Oct. 22):** Appeared on one play on defense and 11 on special teams in his season debut...**Vs. Tampa Bay (Dec. 3):** Appeared on 23 plays on defense and 22 on special teams. Registered a career-high two tackles (one solo) on defense and led the team with a career-high two tackles on special teams. In the second quarter, fielded a Bryan Anger punt at the Tampa Bay 45 that had been deflected by LB Kyle Fackrell, setting the offense up with field position that led to a RB Jamaal Williams 1-yard TD run...**At Cleveland (Dec. 10):** Played 15 snaps on defense and 18 on special teams. Kept Green Bay's opening drive alive by running for 7 yards on a fake punt to convert a fourth-and-2. Took the snap from LS Brett Goode and ran to the left, stiff-arming DB Darius Hillary on his way to a 7-yard gain to the Cleveland 47. Posted a solo tackle on defense and added a tackle on special teams...**At Carolina (Dec. 17):** Played 16 snaps on defense and 22 on special teams. Downed a Justin Vogel punt at the Carolina 5 in the second quarter and registered a tackle on special teams...**Vs. Minnesota (Dec. 23):** Appeared on 31 plays on defense and 23 on special teams, posting a pass defended. Early in the fourth quarter, broke up a third-down pass near the sideline intended for WR Jarvis Wright, forcing a Minnesota punt...**At Detroit (Dec. 31):** Appeared on 10 snaps on defense and 27 on special teams. Added a solo tackle on defense. Recovered K Mason Crosby's onside kick on the opening play of the game, leaping to make the catch after one hop to give Green Bay the ball at its own 49.

**2016:** Re-signed with the Ravens on April 19, 2016, before being waived on May 13...Signed with Green Bay on May 18...Played in two games for the Packers, seeing action on special teams...Spent 14 regular-season games and three postseason contests on the Green Bay's practice squad...Was signed to the 53-man roster from the practice squad on Oct. 24 and was released on Nov. 7...**At Atlanta**

## AT A GLANCE ...

- After spending the first six games of the 2017 season on Green Bay's practice squad, was signed to the active roster and played in 10 contests, seeing time on defense and special teams. Was tied for No. 2 on the team with six special teams tackles.
- Played in two games for the Packers in 2016 while spending 14 regular-season games and three postseason contests on Green Bay's practice squad.
- Originally signed by San Francisco as an undrafted free agent on May 5, 2015, and spent most of his rookie season on the 49ers' practice squad before being signed to the Baltimore Ravens' active roster on Dec. 23, where he was inactive for the final two games.
- Started 33 of 48 games played at Auburn, finishing his career with 218 tackles (133 solo), a sack, 15 pass breakups, nine interceptions and two fumble recoveries.

**(Oct. 30):** Played seven snaps on special teams in his NFL debut.

**2015:** Spent most of his rookie season on the 49ers' practice squad before being signed to the Baltimore Ravens' active roster on December 23...Was inactive for Baltimore for the final two games of the season...**2015 Draft:** Signed by San Francisco as an undrafted free agent on May 5.

**COLLEGE:** Started 33 of 48 games played at Auburn, finishing his career with 218 tackles (133 solo), a sack, 15 pass breakups, nine interceptions and two fumble recoveries...Earned his degree in accounting...**Senior season (2014):** Started six of nine games played, logging 36 tackles (27 solo), a career-high six interceptions and a pass breakup...Recorded seven tackles (all solo) and a 33-yard interception return for a TD in the 45-21 win vs. Arkansas (Aug. 30)...Registered a season-high nine tackles (six solo) at Georgia (Nov. 15)...Posted a career-high two interceptions in the Outback Bowl vs. Wisconsin (Jan. 1), adding eight tackles (five solo)...**Junior season (2013):** Started all 14 games played, recording 65 tackles (44 solo), two interceptions, six pass breakups and a fumble recovery...Tallied seven tackles (five solo) vs. Mississippi State (Sept. 14)...Recorded his first interception of the season with a pick at Louisiana State (Sept. 21), adding four tackles (one solo)...Logged seven tackles (three solo) at Arkansas (Nov. 2)...Registered a season-high nine tackles (six solo) vs. Alabama (Nov. 30)...**Sophomore season (2012):** Started all 12 games played, recording a career-high 86 tackles (40 solo), five pass breakups, a fumble recovery and a sack...Tallied a career-high 12 tackles (two solo) and a pass breakup at Mississippi State (Sept. 8)...Recorded seven tackles (three solo) and a season-high two pass breakups vs. Arkansas (Oct. 6)...Registered nine tackles (six solo) at Vanderbilt (Oct. 20)...**Freshman season (2011):** Played in 13 games with one start, totaling 31 tackles (22 solo), an interception and three pass breakups...Came down with his first career interception and returned it 25 yards for a TD vs. Florida Atlantic (Sept. 24)...Logged a season-high eight tackles (four solo) at Arkansas (Oct. 8)...Registered a season-high five solo tackles vs. Samford (Nov. 19).

**PERSONAL:** Given name Jermaine Rasheed Whitehead...Born in Greenwood, Miss....**High school:** Attended Amanda Elzy High School in Greenwood, Miss., where he recorded 61 tackles and four interceptions, returning two for scores, and rushed 60 times for 805 yards (13.4 avg.) and six TDs...Added seven receptions for 222 yards (31.7 avg.) and two TDs, while also completing 4 of 7 pass attempts (57.1 percent) for 62 yards and a TD and returning four kickoffs for TDs as a senior...Recorded 32 tackles,

three INTs, two forced fumbles and three fumble recoveries, in addition to 1,500 all-purpose yards and nine rushing and seven passing TDs while playing quarterback as a junior...Voted the District 3 (4A) Player of the Year in 2009... Lettered all four years in football, basketball, baseball and track and field...Residence: Greenwood, Miss.

## JERMAINE WHITEHEAD'S PRO STATISTICS

Year	Team	—Tackles—						Interceptions					Fumbles			
		GP	GS	Tot	Solo	Asst	Sk	Yds	No	Yds	Lg	TD	PD	FF	FR	Yds
2016	Green Bay	2	0	0	0	0	0	0	0	0	0	0	0	0	0	0
2017	Green Bay	10	0	7	4	3	0	0	0	0	0	1	0	0	0	
<b>NFL totals (two years)</b>		<b>12</b>	<b>0</b>	<b>7</b>	<b>4</b>	<b>3</b>	<b>0</b>	<b>0</b>	<b>0</b>	<b>0</b>	<b>0</b>	<b>1</b>	<b>0</b>	<b>0</b>	<b>0</b>	

**Additional statistics:** Special teams tackles — 6 in 2017. Recovered onside kick at Detroit, 12/31/17.

**NFL debut:** at Atlanta, 10/30/16

### CAREER TRANSACTIONS

- 2015 Signed by San Francisco as undrafted free agent, May 5...Waived by 49ers, Sept. 5...Signed by 49ers to practice squad, Sept. 6...Signed by Baltimore Ravens to active roster, Dec. 23.
- 2016 Re-signed by Ravens as exclusive-rights free agent, April 19...Waived by Ravens, May 13...Signed by Green Bay Packers, May 18...Waived by Packers, Sept. 3...Signed by Packers to practice squad, Sept. 4...Signed by Packers to active roster, Oct. 24...Waived by Packers, Nov. 7...Signed by Packers to practice squad, Nov. 9.
- 2017 Re-signed by Packers as reserve/future free agent, Jan. 24...Waived by Packers, Sept. 2...Signed by Packers to practice squad, Sept. 3...Signed by Packers from practice squad to active roster, Oct. 21.
- 2018 Re-signed by Packers as exclusive-rights free agent, April 17.

**WHITEHEAD'S SINGLE-GAME CAREER HIGHS**

**Tackles**

Total ..... 2, vs. TB (12/31/17)

Solo ..... 1, four times (last: at Det., 12/31/17)

## JERMAINE WHITEHEAD GAME-BY-GAME

### 2016, GREEN BAY

Date	Opp	GP	GS	Tot	So	As	Sk	Yd	Int	Yd	Lg	TD	PD	FF	FR
09/11	at Jax-W														
09/18	at Min-L														
09/25	Det-W														
10/09	NYG-W														
10/16	Dal-L														
10/20	Chi-W														
10/30	at Atl-L	1	0	0	0	0	0	0	0	0	0	0	0	0	0
11/06	Ind-L	1	0	0	0	0	0	0	0	0	0	0	0	0	0
11/13	at Ten-L														
11/20	at Was-L														
11/28	at Phi-W														
12/04	Hou-W														
12/11	Sea-W														
12/18	at Chi-W														
12/24	Min-W														
01/01	at Det-W														
<b>'16 TOTALS</b>		<b>2</b>	<b>0</b>	<b>0</b>	<b>0</b>	<b>0</b>	<b>0</b>	<b>0</b>	<b>0</b>	<b>0</b>	<b>0</b>	<b>0</b>	<b>0</b>	<b>0</b>	<b>0</b>
01/08	NYG-W														
01/15	at Dal-W														
01/22	at Atl-L														

### PLAYOFFS

• NFC Wild Card Playoff; • NFC Divisional Playoff; • NFC Championship

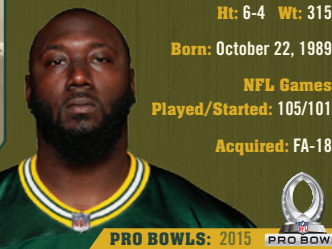
### 2017, GREEN BAY

Date	Opp	GP	GS	Tot	So	As	Sk	Yd	Int	Yd	Lg	TD	PD	FF	FR
09/10	Sea-W														
09/17	at Atl-L														
09/24	Cin-W														
09/28	Chi-W														
10/08	Dal-W														
10/15	at Min-L														
10/22	NO-L	1	0	0	0	0	0	0	0	0	0	0	0	0	0
11/06	Det-L	1	0	0	0	0	0	0	0	0	0	0	0	0	0
11/12	at Chi-W	1	0	1	1	0	0	0	0	0	0	0	0	0	0
11/19	Bal-L	1	0	1	1	0	0	0	0	0	0	0	0	0	0
11/26	at Pit-L	1	0	0	0	0	0	0	0	0	0	0	0	0	0
12/03	TB-W	1	0	2	1	1	0	0	0	0	0	0	0	0	0
12/10	at Cle-W	1	0	1	1	0	0	0	0	0	0	0	0	0	0
12/17	at Car-L	1	0	1	1	0	0	0	0	0	0	0	0	0	0
12/23	Min-L	1	0	0	0	0	0	0	0	0	0	0	1	0	0
12/31	at Det-L	1	0	1	1	0	0	0	0	0	0	0	0	0	0
<b>'17 TOTALS</b>		<b>10</b>	<b>0</b>	<b>7</b>	<b>4</b>	<b>3</b>	<b>0</b>	<b>0</b>	<b>0</b>	<b>0</b>	<b>0</b>	<b>0</b>	<b>1</b>	<b>0</b>	<b>0</b>

# Muhammad WILKERSON

# 96

Defensive Lineman  
Temple



Ht: 6-4 Wt: 315

Born: October 22, 1989

NFL Games  
Played/Started: 105/101

Acquired: FA-18

Eighth NFL Season | First Packers Season



PRO BOWLS: 2015 PRO BOWL

## PRO HIGHLIGHTS:

➤ Posted 44½ sacks in seven seasons with the N.Y. Jets, good for No. 6 in franchise history.

➤ One of only four defensive linemen in team history to register two seasons with 10-plus sacks (John Abraham and Mark Gastineau, three each; Shaun Ellis, two).

➤ Played in 105 games with 101 starts in seven seasons with the Jets, recording 498 tackles (324 solo), 44½ sacks, two interceptions, 26 passes defended, 10 forced fumbles and one fumble recovery.

➤ Started 12 of 13 games played in 2017, recording 59 tackles (35 solo), 3½ sacks, nine QB hits, an interception and four passes defended.

➤ Played in 15 games with 14 starts in 2016, recording 65-plus tackles (67, No. 6 on the team) for the fifth consecutive season. Also registered 4½ sacks and 10 QB hits (No. 5 on the team).

➤ Named second-team All-Pro by The Associated Press and was selected to his first Pro Bowl in 2015 as he finished the year with a team-high 12 sacks, tied for the sixth most in the league and second most among 3-4 defensive linemen. Sack total was the most in a season by a Jets player since Ellis produced 12½ in 2003.

➤ Was a part of the No. 5-ranked rushing defense and No. 6-ranked overall defense in the NFL in 2014, starting all 13 games he played in and recording six sacks, 66 tackles (47 solo), four passes defended and a forced fumble.

➤ In 2013, was voted the Curtis Martin Team MVP by his teammates and was selected second-team All-Pro by AP after starting all 16 games and leading the team with 10½ sacks and setting a career high in tackles (91).

➤ Appeared in all 16 games with 15 starts in 2012, recording 90 tackles (53 solo), two forced fumbles, six passes defended, a fumble recovery, a touchdown, five sacks and a blocked field goal.

➤ Started all 16 games as a rookie in 2011 and led all Jets defensive linemen in sacks, as his three were the most by a Jets rookie since Ellis and John Abraham registered 8½ and 4½, respectively, in 2000.

**2017 SEASON:** Started 12 of 13 games played, recording 59 tackles (35 solo), 3½ sacks, nine QB hits, an interception and four passes defended...Inactive for the final three games of the season...**Vs. Jacksonville (Oct. 1):** Talled a season-best eight tackles (four solo)...**At Miami (Oct. 22):** Posted seven tackles (three solo), three QB hits, a pass defended and his second career interception while contributing to a defense that surrendered just 53 rushing yards on 25 attempts (2.1 avg.). Picked off Jay Cutler at the Miami 4-yard line and advanced the ball to the 1-yard line late in the second quarter, setting up a touchdown two plays later to give the Jets a 21-14 lead...**Vs. Atlanta (Oct. 29):** Sacked Matt Ryan for an 8-yard loss at the end of the first half, forcing the Falcons to settle for a field goal in the red zone. Also added a team-high two tackles for a loss...**Vs. Buffalo (Nov. 2):** Registered a sack for the

## AT A GLANCE ...

- The former Pro Bowler (2015) and second-team All-Pro member (*The Associated Press* in 2013 and 2015) joins the Packers after spending the first seven seasons of his career with the N.Y. Jets, who selected him in the first round (No. 30 overall) of the 2011 NFL Draft.
- Registered three-plus sacks and at least one forced fumble in six different seasons, tied for the most among defensive linemen since 2011.
- From 2011-17, was part of a defense that ranked No. 4 in the league over that span in opponent rushing average (3.84).
- Helped the Jets rank No. 6 in the league (103.7 ypg) in run defense from 2011-17.
- Has registered 50-plus tackles in each of his seven seasons, including 90-plus tackles twice (90 in 2012 and 91 in 2013).
- From 2013-15, ranked No. 6 among NFL defensive linemen with 28½ sacks (according to STATS).
- Named Temple's Defensive Most Valuable Player as a senior and earned All-Mid-American Conference first-team honors both of his last two years. Became just the third player from Temple to be selected in the first round of the NFL Draft.

second consecutive game to go with three solo tackles and two passes defended. Brought down QB Tyrod Taylor to force a third-and-13 that the Bills did not convert, leading to a punt...**Vs. Kansas City (Dec. 4):** Registered six tackles (four solo), and with the Chiefs on the Jets' 14-yard line, teamed with Leonard Williams to sack QB Alex Smith for a 3-yard loss to force a third-and-11, which Kansas City did not convert as it settled for a field goal late in the second quarter...**At Denver (Dec. 10):** Led the defensive line and tied his season high with eight tackles (four solo). Added a sack, bringing down QB Trevor Siemian for a 4-yard loss on third down to force a punt.

**2016:** Played in 15 games with 14 starts, totaling 67 tackles (43 solo), 4½ sacks, three passes defended and one forced fumble...Recorded five-plus tackles in five of his 15 games played...Finished No. 6 on the team in total tackles and No. 5 in QB hits (10)...**Vs. Cincinnati (Sept. 11):** Recorded a team-leading seven tackles (six solo) and 1½ sacks. Contributed to a defense that recorded seven-plus sacks for only the 10th time since 1982...**At Cleveland (Oct. 30):** Recorded three tackles (two solo) and sacked QB Josh McCown for a 6-yard loss in the second quarter to help the defense hold the Browns to a field goal...**Vs. Indianapolis (Dec. 5):** Totaled a season-best eight tackles (four solo)...**At San Francisco (Dec. 11):** Finished with four tackles (three solo), including a stop of RB Carlos Hyde for no gain on fourth-and-two on the New York 37-yard line in overtime...**At New England (Dec. 24):** Posted five tackles (two solo) and sacked QB Tom Brady for a loss of 9 yards, forcing a fumble on the play...**Vs. Buffalo (Jan. 1):** Finished with seven tackles (four solo) and a sack. Brought down E.J. Manuel for a loss of 6 yards to force a third-and-13 that Buffalo did not convert, resulting in a punt on fourth down.



**2015:** Selected to the Pro Bowl for the first time and earned second-team All-Pro honors from *The Associated Press* for the second time after making 15 starts in 16 games played and producing a team-leading and career-best 12 sacks, the most in a season by a Jets player since Ellis produced 12½ (2003)...Registered at least a half-sack in nine of 16 games played...Led the team in tackles for a loss (10) and was second in QB hurries (31), while amassing 72 total tackles (51 solo), five passes defended and two forced fumbles...Part of a defensive line that contributed to the No. 2 rushing defense in the NFL, allowing a franchise-low 83.4 yards per game on the ground...The team also established a new franchise low with just four rushing touchdowns allowed, besting the previous low of five set in the 1982 season when the season was limited to a strike-shortened nine games...Held the opponent's leading RB to less than 65 yards rushing in 12 of 16 games...Limited opponents to less than 25 yards rushing in a franchise-record three games on the season, the second most by an NFL team since the 1970 AFL-NFL merger behind only the 2006 Minnesota Vikings (four)...**Vs. Cleveland (Sept. 13):** Posted six total tackles in addition to a QB hurry, a tackle for loss and a sack. On the sack, held QB Johnny Manziel up as LB Lorenzo Mauldin stripped the ball, leading to a CB Darrelle Revis fumble recovery...**At Indianapolis (Sept. 21):** Recorded two tackles and two QB hits, one of which led to an interception by S Marcus Gilchrist in the fourth quarter to help close out the game. Also deflected a QB Andrew Luck pass that was intercepted by Revis...**Vs. Philadelphia (Sept. 27):** Finished second on the team in total tackles with 11 and combined with Williams to sack QB Sam Bradford for a 10-yard loss...**At Miami (Oct. 4, Wembley Stadium, London):** Tallied two sacks of QB Ryan Tannehill, his first multi-sack game since Nov. 24, 2013, at Baltimore. Each sack came on drives when the Jets defense forced a three-and-out...**At New England (Oct. 25):** Recorded a sack of Brady on their opening drive, forcing a punt. It marked the fourth consecutive game in which he registered at least a half a sack...**Vs. Buffalo (Nov. 12):** Recorded two sacks of Taylor for a total of 18 yards lost to go with three solo tackles...**Vs. Miami (Nov. 29):** Brought down Tannehill for a 10-yard loss on third down. Finished the game with four QB hits, two passes defended and three tackles (one solo)...**At N.Y. Giants (Dec. 6):** Sacked QB Eli Manning for a 9-yard loss and finished with five total tackles (three solo) and a pass defended...**Vs. Tennessee (Dec. 13):** Registered a career-high three sacks and five solo tackles. It marked his third multi-sack game of the season and the fifth of his career.

**2014:** Started all 13 games he played in...Recorded six sacks and 66 tackles (47 solo), helping lead the fifth-ranked rushing defense and sixth-best overall defense in the league...**Vs. Oakland (Sept. 7):** Recorded two tackles and tied a career high with two passes defended...**Vs. Chicago (Sept. 22):** Registered 1½ sacks of Cutler for a loss of 8 yards. Added six tackles (four solo), a tackle for a loss and two QB hurries...**Vs. Detroit (Sept. 28):** For the second consecutive game, recorded 1½ sacks and made nine tackles (eight solo), a tackle for a loss and two QB hurries...**Vs. Denver (Oct. 12):** Recorded a 9-yard sack of QB Peyton Manning along with seven tackles (six solo) and two QB hurries...**Vs. Buffalo (Oct. 26):** Recorded nine tackles (four solo), including a tackle for a loss and a half-sack of QB Kyle Orton...**Vs. Pittsburgh (Nov. 9):** Finished with five solo tackles, two tackles for a loss, three QB hurries and his first forced fumble of the season...**Vs. Miami (Dec. 1):** Inactive for the first time in his career (toe)...**At Miami (Dec. 28):** Recorded one sack of Tannehill, combining with LB David Harris twice for a loss of 8 yards.

**2013:** Voted the Curtis Martin Team MVP by his teammates and was selected second-team All-Pro by *AP*... Started every game, leading the team in sacks (10½) and tackles for a loss (15) and ranking second in QB hurries (43)...Also totaled a career-best 91 tackles (66 solo), two passes defended, a forced fumble and an interception...His 10½ sacks were the most by a Jets defender since 2005 (DE John Abraham, 10½ sacks)...Joined LB Calvin Pace (10) to become the first Jets duo (since 1982) to record double-digit sacks in the same season...**Vs. Buffalo (Sept. 22):** Totaled six tackles, including two sacks for a loss of 16 yards, the first multi-sack game of his career...**At Atlanta (Oct. 7):** Registered 10 tackles, including two for a loss, and forced a turnover on a strip-sack of Ryan in the third quarter...**Vs. New England (Oct. 20):** Tallied eight tackles, a sack, a tackle for a loss and three QB hits. Marked his third consecutive game with at least one sack...**At Cincinnati (Oct. 27):** Intercepted the first pass of his career, picking off QB Andy Dalton on a screen pass and returning it 6 yards. Also recorded a sack for a loss of 3 yards and a tackle for a loss...**Vs. New Orleans (Nov. 3):** Finished with three tackles (two solo), two tackles for a loss, a sack for a loss of 9 yards, six QB hits and a QB hurry...**At Baltimore (Nov. 24):** Registered nine tackles (seven solo) and two sacks for a loss of 12 yards...**Vs. Miami (Dec. 1):** Recorded eight tackles, three QB hits and a pass defended. His batted ball of a pass in the second quarter led to a CB Antonio Cromartie interception...**Vs. Cleveland (Dec. 22):** Finished with five tackles, a half-sack, two QB hits and one QB hurry.

**2012:** Appeared in all 16 games with 15 starts and racked up 90 tackles (53 solo), two forced fumbles, six passes defended, a fumble recovery, a touchdown, five sacks and blocked a field goal...**At Miami (Sept. 23):** Posted a career-high 11 tackles (seven solo)...**Vs. Indianapolis (Oct. 14):** Part of a defense that held the Colts to 41 yards rushing on 17 attempts (2.41 avg.) and did not allow a rushing first down. Helped the Jets not allow a rush of more than 5 yards for the first time in team history. Recorded a sack of rookie Luck and forced a fumble to set the Jets up for a touchdown...**At Seattle (Nov. 11):** Recovered the first fumble of his career when he scooped up a ball stripped from QB Russell Wilson by DE Mike DeVito and took it 21 yards for first career touchdown. Matched his career high with 11 tackles (six solo)...**At St. Louis (Nov. 18):** Sacked and forced a fumble on Bradford that was scooped up by LB Bart Scott and taken down the field for 38 yards to the Rams' 28-yard line. The Jets scored a touchdown two plays later to take a 10-7 lead in the second quarter...**Vs. Arizona (Dec. 2):** Tallied four tackles, a pass defended and a sack of QB Ryan Lindley for a 7-yard loss. Helped hold the Cardinals offense to 137 total net yards and 0 of 15 on third-down conversions, the first time since the 1970 merger that an NFL team was held without a third-down conversion on 15-plus attempts...**At Jacksonville (Dec. 9):** Sacked QB Chad Henne for an 8-yard loss and collected six tackles (three solo)...**At Tennessee (Dec. 17):** Tallied four tackles (two solo) and blocked a 46-yard FG attempt by K Rob Bironas on the first drive of the game. The Jets' ensuing drive resulted in a field goal to take a 3-0 lead...**Vs. San Diego (Dec. 23):** Sacked QB Philip Rivers and registered six tackles (two solo), a QB hurry and a pass defended.

**2011:** Started all 16 games as a rookie and led all Jets defensive linemen in sacks, as his three were the most by a Jets rookie since Ellis and Abraham registered 8½ and 4½, respectively, in 2000...**Vs. Dallas (Sept. 11):** Became the first rookie to start on defense in Week 1 for the Jets since CB Dwight Lowery in 2008...**Vs. Jacksonville (Sept. 18):** Recorded the first sack of his career, a safety,



when he spun down QB Luke McCown. Became the first NFL player to record a safety on his first sack since 2008 (Baltimore LB Jameel McClain)...**At Philadelphia (Dec. 18):** Forced first career fumble on a sack of QB Vince Young. The fumble was recovered by Young for a loss of 11 yards and forced the Eagles into a third-and-22 they did not convert, resulting in a punt...**Vs. N.Y. Giants (Dec. 24):** Registered five tackles (three solo) and pulled down QB Eli Manning to earn his second sack in as many weeks...**2011 Draft:** Selected by the N.Y. Jets in the first round (No. 30 overall).

**COLLEGE:** Appeared in 36 games at Temple, playing 11 at nose guard and 25 at left defensive tackle...Finished his collegiate career with 144 tackles (88 solo), 17½ sacks, 26 tackles for a loss and five QB pressures...Added 11 passes defended and a blocked kick...Majorred in business administration...**Junior season (2010):** Named team captain and was a recipient of the team's Defensive MVP award after he started all 12 games at left defensive tackle...Was a unanimous All-Mid-American Conference first-team choice and was also named to the Outland Trophy Watch List as he ranked third on the team and led the conference's defensive linemen with a career-best 70 tackles (45 solo)...Ranked second in the MAC with a team-best 9½ sacks...His 13 tackles for a loss led the team and ranked No. 5 in the conference...**Sophomore season (2009):** Earned All-MAC first-team honors after starting all 13 games at left defensive tackle...Recorded 61 tackles (36 solo), seven sacks (No. 2 on the team and No. 6 in the MAC), 10½ tackles for a loss (No. 2 on the team), a forced fumble, two fumble re-

coveries and four passes defended...**Freshman season (2008):** Started all 11 games he played in, registering 13 tackles (seven solo), a sack and four passes defended...Prior to enrolling at Temple, attended Hargrave (Chatham, Va.) Military Academy, playing on both sides of the ball as a defensive end, defensive tackle, tight end and offensive tackle.

**PERSONAL:** Given name Muhammad Hassen Wilkerson...Born in Linden, N.J. ...Has three children: Heaven, Muhammed and Aiden...**High school:** Played both football and basketball at Linden (N.J.) High School, earning *Home News Tribune* first-team all-area recognition and *The Newark Star-Ledger* second-team All-Union County honors...Lettered twice as a defensive end and tight end...**Community involvement:** Founded the Muhammad Wilkerson T.E.A.M. 96 Foundation, which provides a variety of assistance, including scholarships, to high-school student-athletes in Linden, Elizabeth, Rahway and Roselle, N.J. ...His foundation has hosted events such as Thanksgiving "Sacks," which handed out Thanksgiving meals to 200 families, and Servin' It Up for the Holidays, which featured an evening and dinner with teammates, as well as a live auction, to help raise proceeds to support his foundation...Hosted his fifth annual Hometown Youth Football Camp in June 2018 in Linden, N.J. ...Involved in the United Way Gridiron Gala, which raised nearly \$2 million to benefit the 2.7 million people who struggle to make ends meet...Named as the recipient of the Jets' 2016 Ed Block Courage Award...Residence: Bridgewater, N.J.

**MUHAMMAD WILKERSON'S PRO STATISTICS**

Year	Team	—Tackles—							Interceptions					Fumbles		
		GP	GS	Tot	Solo	Asst	Sk	Yds	No	Yds	Lg	TD	PD	FF	FR	Yds
2011	N.Y. Jets	16	16	53	29	24	3	24	0	0	0	0	2	1	0	0
2012	N.Y. Jets	16	15	90	53	37	5	25	0	0	0	0	6	3	1	21
2013	N.Y. Jets	16	16	91	66	25	10½	62½	1	6	6	0	2	2	0	0
2014	N.Y. Jets	13	13	66	47	19	6	44½	0	0	0	0	4	1	0	0
2015	N.Y. Jets	16	15	72	51	21	12	98½	0	0	0	0	5	2	0	0
2016	N.Y. Jets	15	14	67	43	26	4½	28½	0	0	0	0	3	1	0	0
2017	N.Y. Jets	13	12	59	35	24	3½	13½	1	3	3	0	4	0	0	0
<b>NFL totals (seven years)</b>		<b>105</b>	<b>101</b>	<b>498</b>	<b>324</b>	<b>176</b>	<b>44½</b>	<b>296½</b>	<b>2</b>	<b>9</b>	<b>6</b>	<b>0</b>	<b>26</b>	<b>10</b>	<b>1</b>	<b>21</b>

**Additional Statistics:** Career sacks — Ryan Tannehill (4), Tom Brady (3½), EJ Manuel (3), Marcus Mariota (3), Tyrod Taylor (3), Andy Dalton (2½), Joe Flacco (2), Eli Manning (2), Matt Ryan (2), Sam Bradford (1½), Jay Cutler (1½), Matthew Stafford (1½), Drew Brees, Josh Freeman, Chad Henne, Ryan Lindley, Andrew Luck, Peyton Manning, Johnny Manziel, Josh McCown, Luke McCown, Philip Rivers, Ben Roethlisberger, Trevor Siemian, Vince Young, Jason Campbell (½), Kirk Cousins (½), Kyle Orton (½), Alex Smith (½). Career interceptions — Jay Cutler, Andy Dalton.

**NFL debut/first start:** vs. Dallas, 9/11/11  
**First NFL sack:** vs. Jacksonville, 10/9/11 (L.McCown, safety)  
**First NFL interception:** at Cincinnati, 10/27/13 (A.Dalton)  
**Touchdowns (1):** at Seattle, 11/11/12, 21-yard fumble return

**CAREER TRANSACTIONS**

- 2011 Selected by N.Y. Jets in the first round (30th overall) of '11 NFL Draft, April 28...Signed first contract, July 31.
- 2016 Designated franchise player, March 1...Signed contract extension, July 15.
- 2018 Released by Jets, March 5...Signed by Green Bay Packers as free agent, March 15.

**WILKERSON'S SINGLE-GAME CAREER HIGHS**

Tackles	
Total	11, three times (last: vs. Phi., 9/27/15)
Solo	9, at SD (10/5/14)
Sacks	
	3, vs. Ten. (12/13/15)

# MUHAMMAD WILKERSON'S GAME-BY-GAME

## 2011, NEW YORK JETS

Date	Opp	GP	GS	Tot	So	As	Sk	Yd	Int	Yd	Lg	TD	PD	FF	FR
09/11	Dal-W	1	1	1	1	0	0	0	0	0	0	0	0	0	0
09/18	Jax-W	1	1	3	2	1	1	10	0	0	0	0	0	0	0
09/25	at Oak-L	1	1	2	1	1	0	0	0	0	0	0	0	0	0
10/02	at Bal-L	1	1	3	2	1	0	0	0	0	0	0	0	0	0
10/09	at NE-L	1	1	4	3	1	0	0	0	0	0	0	0	0	0
10/17	Mia-W	1	1	3	2	1	0	0	0	0	0	0	0	0	0
10/23	SD-W	1	1	4	3	1	0	0	0	0	0	1	1	0	0
11/06	at Buf-W	1	1	3	2	1	0	0	0	0	0	0	0	0	0
11/13	NE-L	1	1	5	4	0	0	0	0	0	0	0	0	0	0
11/17	at Den-L	1	1	3	2	1	0	0	0	0	0	0	0	0	0
11/27	Buf-W	1	1	3	2	0	0	0	0	0	0	0	0	0	0
12/04	at Was-W	1	1	0	0	0	0	0	0	0	0	1	0	0	0
12/11	KC-W	1	1	5	3	2	0	0	0	0	0	0	0	0	0
12/18	at Phi-L	1	1	6	0	6	1	11	0	0	0	0	0	1	0
12/24	NYG-L	1	1	5	3	2	1	3	0	0	0	0	0	0	0
01/01	at Mia-L	1	1	3	3	0	0	0	0	0	0	0	0	0	0
'11 TOTALS		16	16	53	29	24	3	24	0	0	0	0	2	1	0

## 2012, NEW YORK JETS

Date	Opp	GP	GS	Tot	So	As	Sk	Yd	Int	Yd	Lg	TD	PD	FF	FR
09/09	Buf-W	1	1	4	2	2	0	0	0	0	0	0	0	0	0
09/16	at Pit-L	1	1	5	4	4	0	0	0	0	0	0	0	0	0
09/23	at Mia-W	1	1	11	7	4	0	0	0	0	0	0	0	0	0
09/30	SF-L	1	1	3	2	1	0	0	0	0	0	0	0	0	0
10/08	Hou-L	1	1	1	1	0	0	0	0	0	0	0	0	0	0
10/14	Ind-W	1	1	5	0	1	0	0	0	0	0	1	1	0	0
10/21	at NE-L	1	1	8	5	3	0	0	0	0	0	0	0	0	0
10/28	Mia-L	1	1	9	4	5	0	0	0	0	0	2	0	0	0
11/11	at Sea-L	1	0	11	6	5	0	0	0	0	0	0	1	1	0
11/18	at StL-W	1	1	6	4	2	1	3	0	0	0	0	1	1	0
11/22	NE-L	1	1	3	3	0	0	0	0	0	0	0	0	0	0
12/02	Ari-W	1	1	4	3	1	1	7	0	0	0	0	1	0	0
12/09	at Jax-W	1	1	6	3	3	1	8	0	0	0	0	0	0	0
12/17	at Ten-L	1	1	4	3	1	0	0	0	0	0	1	0	0	0
12/23	SD-L	1	1	6	2	4	1	7	0	0	0	0	1	0	0
12/30	at Buf-L	1	1	4	2	2	0	0	0	0	0	0	0	0	0
'12 TOTALS		16	15	90	53	37	5	25	0	0	0	0	6	3	1

## 2013, NEW YORK JETS

Date	Opp	GP	GS	Tot	So	As	Sk	Yd	Int	Yd	Lg	TD	PD	FF	FR
09/08	TB-W	1	1	3	2	1	1	5	0	0	0	0	0	0	0
09/12	at NE-L	1	1	1	0	1	0	0	0	0	0	0	0	0	0
09/22	Buf-W	1	1	6	5	1	2	16	0	0	0	0	1	0	0
09/29	at Ten-L	1	1	7	3	4	0	0	0	0	0	0	0	0	0
10/07	at Atl-W	1	1	10	8	2	1	4	0	0	0	0	1	0	0
10/13	Pit-L	1	1	6	4	2	1	6	0	0	0	0	0	0	0
10/20	NE-W	1	1	8	7	1	1	6	0	0	0	0	0	0	0
11/27	at Cin-L	1	1	3	2	1	1	2	1	6	6	0	0	0	0
11/03	NO-W	1	1	3	2	1	1	9	0	0	0	0	0	0	0
11/17	at Buf-L	1	1	6	5	1	0	0	0	0	0	1	0	0	0
11/24	at Bal-L	1	1	9	7	2	2	12	0	0	0	0	0	0	0
12/01	Mia-L	1	1	8	6	2	0	0	0	0	0	0	1	0	0
12/08	Oak-W	1	1	3	2	1	0	0	0	0	0	0	0	0	0
12/15	at Car-L	1	1	10	7	3	0	0	0	0	0	0	0	0	0
12/22	Cle-W	1	1	5	4	1	½	2½	0	0	0	0	0	0	0
12/29	at Mia-W	1	1	3	2	1	0	0	0	0	0	0	0	0	0
'13 TOTALS		16	16	91	66	25	10½	62½	1	6	6	0	2	2	0

## 2014, NEW YORK JETS

Date	Opp	GP	GS	Tot	So	As	Sk	Yd	Int	Yd	Lg	TD	PD	FF	FR
09/07	Oak-W	1	1	2	1	1	0	0	0	0	0	0	0	2	0
09/14	at GB-L	1	1	2	1	1	0	0	0	0	0	0	0	0	0
09/22	Chi-L	1	1	6	4	2	1½	10	0	0	0	0	0	0	0
09/28	Det-L	1	1	9	8	1	1½	9½	0	0	0	0	0	0	0
10/05	at SD-L	1	1	10	9	1	0	0	0	0	0	0	0	0	0
10/12	Den-L	1	1	7	6	1	1	9	0	0	0	0	0	0	0
10/16	at NE-L	1	1	3	2	1	0	0	0	0	0	1	0	0	0
10/26	Buf-L	1	1	9	4	5	½	4	0	0	0	0	0	0	0
11/02	at KC-L	1	1	4	3	1	0	0	0	0	0	0	0	0	0
11/09	Pit-W	1	1	5	0	0	0	0	0	0	0	0	0	1	0
11/24	at Buf-L	1	1	2	1	1	0	0	0	0	0	0	0	0	0
12/01	Mia-L							(inactive — toe)							
12/07	at Min-L							(inactive — toe)							
12/14	at Ten-W							(inactive — toe)							
12/21	NE-L	1	1	2	1	1	½	4	0	0	0	0	0	0	0
12/28	at Mia-W	1	1	5	2	3	1	8	0	0	0	0	1	0	0
'14 TOTALS		13	13	66	47	19	6	44½	0	0	0	0	4	1	0

## 2015, NEW YORK JETS

Date	Opp	GP	GS	Tot	So	As	Sk	Yd	Int	Yd	Lg	TD	PD	FF	FR
09/13	Cle-W	1	1	7	6	1	1	0	0	0	0	0	0	0	0
09/21	at Ind-W	1	1	4	2	2	0	0	0	0	0	0	0	0	0
09/27	Phi-L	1	1	11	7	4	½	5	0	0	0	0	0	0	0
10/04	at Mia-W	1	1	4	2	2	2	21	0	0	0	0	0	1	0
10/18	Was-W	1	1	1	1	0	½	2½	0	0	0	0	0	0	0
10/25	at NE-L	1	1	3	2	1	1	6	0	0	0	1	0	0	0
11/01	at Oak-L	1	1	8	5	3	0	0	0	0	0	0	0	0	0
11/08	Jax-W	1	1	2	2	0	0	0	0	0	0	0	0	0	0
11/12	Buf-L	1	1	3	3	0	2	18	0	0	0	0	0	0	0
11/22	at Hou-L	1	1	3	3	0	0	0	0	0	0	0	0	0	0
11/29	Mia-W	1	1	3	1	2	1	10	0	0	0	2	0	0	0
12/06	at NYG-W	1	0	5	3	2	1	9	0	0	0	0	1	0	0
12/13	Ten-W	1	1	5	0	3	27	0	0	0	0	1	1	0	0
12/19	at Dal-W	1	1	6	0	0	0	0	0	0	0	0	0	0	0
12/27	NE-L	1	1	2	0	2	0	0	0	0	0	0	0	0	0
01/03	at Buf-L	1	1	5	3	2	0	0	0	0	0	0	0	0	0
'15 TOTALS		16	15	72	51	21	12	98½	0	0	0	0	5	2	0

## 2016, NEW YORK JETS

Date	Opp	GP	GS	Tot	So	As	Sk	Yd	Int	Yd	Lg	TD	PD	FF	FR
09/11	Cin-L	1	1	7	6	1	1½	7½	0	0	0	0	0	0	0
09/15	at Buf-W	1	1	5	3	2	0	0	0	0	0	0	0	0	0
09/25	at KC-L	1	1	5	3	2	0	0	0	0	0	0	0	0	0
10/02	Sea-L	1	1	3	1	2	0	0	0	0	0	0	1	0	0
10/09	at Pit-L	1	1	4	3	1	0	0	0	0	0	0	1	0	0
10/17	at Ari-L	1	1	2	0	2	0	0	0	0	0	1	0	0	0
10/23	Bal-W							(inactive — ankle)							
11/30	at Cle-W	1	1	3	1	2	1	6	0	0	0	0	0	0	0
11/06	at Mia-L	1	0	7	4	3	0	0	0	0	0	0	0	0	0
11/13	LAR-L	1	1	3	2	1	0	0	0	0	0	0	0	0	0
11/27	NE-L	1	1	2	1	1	0	0	0	0	0	0	0	0	0
12/05	Ind-L	1	1	8	6	2	0	0	0	0	0	0	0	0	0
12/11	at SF-W	1	1	4	3	1	0	0	0	0	0	0	0	0	0
12/17	Mia-L	1	1	2	2	0	0	0	0	0	0	0	0	0	0
12/24	at NE-L	1	1	5	2	3	1	9	0	0	0	0	1	0	0
01/01	Buf-W	1	1	7	4	3	1	6	0	0	0	0	0	0	0
'16 TOTALS		15	14	67	41	26	4½	28½	0	0	0	0	3	1	0

## 2017, NEW YORK JETS

Date	Opp	GP	GS	Tot	So	As	Sk	Yd	Int	Yd	Lg	TD
------	-----	----	----	-----	----	----	----	----	-----	----	----	----

# Jamaal WILLIAMS

# 30

Running Back  
Brigham Young

Second NFL Season | Second Packers Season



Ht: 6-0 Wt: 213

Born: April 3, 1995

NFL Games

Played/Started: 16/7

Acquired: D4b-17

## PRO HIGHLIGHTS:

- Rushed for a team-high 556 yards last season, the fourth most by a Green Bay rookie in team history, and four TDs on 153 carries (3.6 avg.).
- His 153 carries were the third most in franchise history by a rookie behind only RBs Eddie Lacy (284 in 2013) and John Brockington (216 in 1971).
- Added 262 receiving yards and two TDs on 25 catches (10.5 avg.), the most receiving yards by a Green Bay rookie running back since Keith Woodside totaled 352 yards in 1988.
- Became the first rookie in team history to register a rushing TD/receiving TD in two games (Week 12 at Pittsburgh, Week 14 at Cleveland).
- After moving into the starting lineup in Week 11, posted 672 yards from scrimmage over that span (No. 11 in the NFL) and 455 rushing yards (No. 10). Registered 100-plus yards from scrimmage in four of the final six games.
- Was selected by the Packers with the second of two fourth-round picks (No. 134 overall) in 2017, becoming just the fourth RB out of Brigham Young to be selected in the first four rounds of the draft.

**2017 SEASON:** Played in all 16 games with seven starts, seeing time on offense and special teams...Rushed for a team-high 556 yards, the fourth most by a Green Bay rookie in team history, and four TDs on 153 carries (3.6 avg.)...Added 25 receptions for 262 yards (10.5 avg.) and two TDs, the most receiving yards by a Green Bay rookie RB since Woodside totaled 352 yards in 1988...After moving into the starting lineup in Week 11, posted 672 yards from scrimmage over that span (No. 11 in the NFL) and 455 rushing yards (No. 10)...Posted 100-plus yards from scrimmage in four of the final six games...Ranked No. 6 in the NFL on the season among rookie RBs in yards from scrimmage with 818...Posted 471 yards from scrimmage in Weeks 11-14, No. 3 among all NFL running backs over that span behind only Steelers RB Le'Veon Bell (593) and Saints RB Alvin Kamara (477)...Scored five TDs in Weeks 12-14, tied with Panthers RB Jonathan Stewart for the most in the league over that span...Posted a rushing TD/receiving TD in two games, joining Kamara and Chiefs RB Kareem Hunt as the only rookies in the league to accomplish that feat in 2017...Became the first rookie in team history to register a rushing TD/receiving TD in two games...Also posted two tackles on special teams...**Vs. Seattle (Sept. 10):** Had two carries for 9 yards (4.5 avg.) in his NFL debut...**Vs. Detroit (Nov. 6):** Posted the first TD of his career, scoring on a 1-yard run up the middle on the final play of the game. Also had two receptions for 31 yards (15.5 avg.), including an 18-yard catch on a screen pass on the final drive...**At Chicago (Nov. 12):** Saw the most significant action of his career to that point with RBs Aaron Jones (knee) and Ty Montgomery (ribs) sustaining injuries in the first half. Led the team with 67 rushing yards on 20 carries (3.4 avg.), with all of his attempts coming in the second half. His 20 carries were the most by a Packer on the season and the most by a Packer in a half since RB Darick Holm-

## AT A GLANCE ...

- Rushed for a team-high 556 yards last season, the fourth most by a Green Bay rookie in team history, and four TDs on 153 carries (3.6 avg.).
- Added 262 receiving yards and two TDs on 25 catches (10.5 avg.), the most receiving yards by a Green Bay rookie running back since Keith Woodside totaled 352 yards in 1988.
- Became the first rookie in team history to register a rushing TD/receiving TD in two games (Week 12 at Pittsburgh, Week 14 at Cleveland).
- After moving into the starting lineup in Week 11, posted 672 yards from scrimmage over that span (No. 11 in the NFL) and 455 rushing yards (No. 10). Registered 100-plus yards from scrimmage in four of the final six games.
- Finished his career at Brigham Young as the school's all-time leader in rushing yards (3,901), rushing attempts (726) and 100-yard rushing games (16).
- Ranked No. 5 in the nation in 2016 in rushing yards per game (137.5) and registered six 100-yard rushing games, including two with 200-plus yards.

es had 21 carries in the second half at the N.Y. Giants on Nov. 15, 1998. Also posted a career-high two tackles on special teams...**At Pittsburgh (Nov. 26):** Started for the second straight week, posting 66 yards and a TD on 21 carries (3.1 avg.) with four catches for a career-high 69 yards (17.3 avg.) and a TD. Became only the second rookie in team history (RB Travis Williams, vs. Pittsburgh, Dec. 17, 1967) to have 65-plus rushing yards and a TD and 65-plus receiving yards and a TD in a game. His 135 yards from scrimmage were a career high and his five rushing first downs were a career best. Late in the first quarter, caught a screen pass from QB Brett Hundley and took it for a 54-yard TD, the longest TD catch by a Green Bay rookie RB since FB Jessie Clark scored on a 75-yard catch vs. Tampa Bay on Oct. 2, 1983. Late in the fourth quarter, scored on a 4-yard run up the middle that would tie the game at 28...**Vs. Tampa Bay (Dec. 3):** Led the offense with a career-high 113 rushing yards and a TD on 21 carries (5.4 avg.). Added 10 yards on two receptions (5.0 avg.), becoming the first Green Bay rookie to register 120-plus yards from scrimmage in back-to-back games since Brockington in 1971...**At Cleveland (Dec. 10):** Started for the fourth straight week, racking up 118 yards from scrimmage as he became the first Green Bay rookie since Billy Howton in 1952 to register 115-plus yards from scrimmage in three consecutive games. Led the team with 49 rushing yards and a TD on 15 carries (3.3 avg.) and caught a career-high seven passes for 69 yards (9.9 avg.) and a TD. The receiving-yardage total matched his career high. Became the first rookie in team history to register a rushing TD/receiving TD twice in a season. On Green Bay's opening series, was split out wide to the right against CB Jason McCorty, getting behind him down the sideline as the Browns blew a coverage and he hauled in a 30-yard TD. Scored on a 1-yard run early in the fourth quarter, his fifth TD over the past three games as he became the first Green Bay rookie to score five TDs over a three-game span since RB Gerry Ellis in 1980

(Weeks 9-11)...**2017 Draft:** Selected by the Packers with the second of two fourth-round picks (No. 134 overall), becoming just the fourth RB out of BYU to be picked in the first four rounds. Also became the first BYU running back to be drafted by Green Bay.

**COLLEGE:** Played in 42 games with 34 starts, finishing his career at BYU as the school's all-time leader in rushing yards (3,901), rushing attempts (726) and 100-yard rushing games (16)...Became just the fourth player in school history to register multiple 1,000-yard rushing seasons, posting 1,233 yards in 2013 and a career-best 1,375 yards in 2016...Posted 35 rushing TDs in his career, good for No. 3 in school history, and 4,468 all-purpose yards, No. 5 in school annals...Earned his degree in sociology...**Redshirt senior season (2016):** Appeared in 10 games with nine starts and rushed for a career-high 1,375 yards and 12 TDs on 234 carries (5.9 avg.)...Ranked No. 5 in the nation in rushing yards per game (137.5) and registered six 100-yard rushing outings, including two with 200-plus yards...Was named second-team Midseason All-America by *Sports Illustrated*...Became just the fourth player in school annals to register multiple 1,000-yard rushing seasons, having also eclipsed the 1,000-yard mark in 2013...Added seven receptions for 80 yards (11.4 avg.)...Missed three games due to injury...Participated in the Reese's Senior Bowl...Set the single-game school record with 286 rushing yards on 30 carries (9.5 avg.) vs. Toledo (Sept. 30), also tying the school mark with five rushing TDs in the 55-53 win. Scored on TDs of 1, 2, 48, 62 and 14 yards...Closed out his collegiate career with 210 yards rushing and a TD on 26 carries (8.1 avg.) in a 24-21 Poinsettia Bowl win vs. Wyoming (Dec. 21)...**Senior season (2015):** Redshirted after withdrawing from school for the year...**Junior season (2014):** Played in seven games with five starts and rushed for 518 yards and four TDs on 109 carries (4.8 avg.)...Was named to the watch lists for the Doak Walker Award and the Maxwell Award...Added eight receptions for 47 yards (5.9 avg.)...Saw his season cut short by a knee injury sustained at Middle Tennessee (Nov. 1)...Posted a season-high 139 yards rushing with two TDs on 28 carries (5.0 avg.) vs. Houston (Sept. 11)...**Sophomore season (2013):** Started all 12 contests he appeared in, rushing for 1,233 yards and seven TDs on 217 carries (5.7 avg.)...Earned first-team

All-Independent honors from College Sports Madness...Posted five 100-yard rushing games...Added 18 receptions for 125 yards (6.9 avg.)...Was named to the Doak Walker Award watch list...Racked up 182 yards on 30 carries (6.1 avg.) in the 40-21 win vs. Texas (Sept. 7), teaming up with QB Taysom Hill (259 rushing yards) to help the Cougars set the single-game school record with 550 rushing yards...Posted 131 yards rushing and three TDs on just 13 attempts (10.1 avg.) vs. Idaho State (Nov. 16), highlighted by a 70-yard TD run in the first quarter, the longest run of his career...Registered a season-high 219 yards and a TD on 15 attempts (14.6 avg.) at Nevada (Nov. 30), scoring on a 66-yard run early in the second quarter...**Freshman season (2012):** Played in all 13 games with eight starts, setting school records for a true freshman with 166 carries for 775 yards (4.7 avg.) and 12 TDs...Earned first-team All-Independent recognition and was named the Independent Freshman of the Year by College Sports Madness...Added a career-best 27 receptions for 315 yards (11.7 avg.) and a TD...Posted his first career 100-yard rushing game, racking up a season-best 155 yards and two TDs on 15 carries (10.3 avg.) vs. Hawai'i (Sept. 28)...Rushed for 107 yards and a season-best three TDs on 28 carries (3.8 avg.) at Georgia Tech (Oct. 27), adding three receptions for 54 yards (18.0 avg.) with a career-long 39-yard catch for a TD.

**PERSONAL:** Given name Jamaal Malik Williams...Born in Rialto, Calif. ...His mother, Nicolle, was a sprinter at UCLA...His cousin, Victor Butler, played linebacker for the Dallas Cowboys from 2009-12 and the Indianapolis Colts in 2014...**High school:** Was named the league offensive MVP as a senior at Summit High School (Fontana, Calif.), helping lead his team to a CIF division title...Earned first-team all-league honors and first-team All-CIF recognition after rushing for 1,252 yards and 22 TDs on 141 carries (8.9 avg.) as a senior...Recorded 717 rushing yards and 11 TDs on just 93 carries (7.7 avg.) as a junior...Played running back, linebacker and safety...Also lettered all four years in track, competing in the 100, 200, 400, 110 hurdles, 300 hurdles, 4x100 and 4x400...**Community involvement:** Signed autographs to raise money for The Salvation Army during the holidays...Visited schools and spoke to kids while he was in college...Residence: Fontana, Calif.

## JAMAAL WILLIAMS' PRO STATISTICS

Year	Team	RUSHING							RECEIVING				
		GP	GS	Att	Yds	Avg	Lg	TD	No	Yds	Avg	Lg	TD
2017	Green Bay	16	7	153	556	3.6	25	4	25	262	10.5	54	2

**Additional statistics:** Special teams tackles — 2 in 2017.  
Miscellaneous tackles — 1 in 2017.

**NFL debut:** vs. Seattle, 9/10/17  
**First NFL start:** vs. Baltimore, 11/19/17  
**First NFL touchdown:** vs. Detroit, 11/6/17 (1-yard run)  
**First NFL 100-yard game:** vs. Tampa Bay, 12/3/17 (113 yards)

### CAREER TRANSACTIONS

■ 2017 Selected by Green Bay Packers as the second of two choices in the fourth round (134th overall) of '17 NFL Draft, April 29...Signed first contract, June 1.

WILLIAMS' SINGLE-GAME CAREER HIGHS	
<b>Rushing</b>	
Attempts	22, at Det. (12/31/17)
Yards	113, vs. TB (12/3/17)
Long	25, vs. TB (12/3/17)
Touchdowns	1, four times (last: at Cle., 12/10/17)
<b>Receiving</b>	
Receptions	7, at Cle. (12/10/17)
Yards	69, at Pit. (11/26/17) and at Cle. (12/10/17)
Long	54, at Pit. (11/26/17)
<b>Total Offense</b>	135, at Pit. (11/26/17)



# JAMAAL WILLIAMS GAME-BY-GAME

## 2017, GREEN BAY

Date	Opponent	GP/GS	—RUSHING—					—RECEIVING—					Total Offense	
			No	Yds	Avg	Lg	TD	No	Yds	Avg	Lg	TD		
09/10	Sea-W	1/0	2	9	4.5	6	0	0	0	--	--	0	9	
09/17	at Atl-L	1/0	2	6	3.0	4	0	1	5	5.0	5	0	11	
09/24	Cin-W	1/0	1	6	6.0	6	0	0	0	--	--	0	6	
09/28	Chi-W	1/0	4	11	2.8	4	0	1	2	2.0	2	0	13	
10/08	at Dal-W	1/0	1	1	1.0	1	0	0	0	--	--	0	1	
10/15	at Min-L	1/0	0	0	--	--	0	0	0	--	--	0	0	
10/22	NO-L	1/0	0	0	--	--	0	0	0	--	--	0	0	
11/06	Det-L	1/0	1	1	1.0	1t	1	2	31	15.5	18	0	32	
11/12	at Chi-W	1/0	20	67	3.4	7	0	1	7	7.0	7	0	74	
11/19	Bal-L	1/1	18	57	3.2	8	0	4	38	9.5	16	0	95	
11/26	at Pit-L	1/1	21	66	3.1	12	1	4	69	17.3	54t	1	135	
12/03	TB-W	1/1	21	113	5.4	25	1	2	10	5.0	12	0	123	
12/10	at Cle-W	1/1	15	49	3.3	12	1	7	69	9.9	30t	1	118	
12/17	at Car-L	1/1	10	30	3.0	9	0	0	0	--	--	0	30	
12/23	Min-L	1/1	15	58	3.9	9	0	0	0	--	--	0	58	
12/31	at Det-L	1/1	22	82	3.7	14	0	3	31	10.3	27	0	113	
<b>'17 TOTALS</b>			<b>16/7</b>	<b>153</b>	<b>556</b>	<b>3.6</b>	<b>25</b>	<b>4</b>	<b>25</b>	<b>262</b>	<b>10.5</b>	<b>54t</b>	<b>2</b>	<b>818</b>

Community

Admin. & Coaches

J. Williams

Draft & Free Agents

2017 Review

Records & History

Lambeau Field

Misc.

### NFC NORTH COMPOSITE STANDINGS, 2002-PRESENT

	—Division—				—Overall—			—North Titles—		
	W	L	T	Pct	W	L	T	Pct	No.	Years
Green Bay	65	30	1	.682	157	98	1	.615	9	2002-04, 2007, 2011-14, 2016
Minnesota	50	45	1	.526	131	124	1	.514	4	2008-09, 2015, 2017
Chicago	42	54	0	.438	119	137	0	.465	3	2005-06, 2010
Detroit	34	62	0	.354	94	162	0	.367	0	

\*regular season only


Ht: 5-11 Wt: 191

Born: March 16, 1983

NFL Games

Played/Started: 167/130

Acquired: UFA (Ari.)-18



# Tramon WILLIAMS

Cornerback  
Louisiana Tech

# 38

12th NFL Season | Ninth Packers Season

PRO BOWL: 2010

## PRO HIGHLIGHTS:

- ▶ Has 32 career interceptions, tied for No. 5 among active NFL players. Joins Vikings CB Terence Newman as the only players in the NFL to have at least one interception in each of the last 11 seasons (2007-17).
- ▶ Returns to the Packers after spending the last three seasons with the Cleveland Browns (2015-16) and Arizona Cardinals (2017). The former undrafted free agent and practice-squad player appeared in 127 regular-season games for the Packers from 2007-14.
- ▶ In 2017, played in 13 games with nine starts for the Arizona Cardinals, recording a team-high 13 passes defended and tying for No. 2 on the team with two interceptions.
- ▶ Played in 12 games with seven starts for the Cleveland Browns in 2016, totaling 36 tackles (28 solo), an INT, a fumble recovery and five passes defended.
- ▶ Started all 15 games he played in for Cleveland in 2015 and recorded a team-best 10 passes defended.
- ▶ Started all 16 games for Green Bay for the third straight season in 2014 and registered 78 tackles (62 solo), three interceptions (tied for the team lead) and a team-high 16 passes defended.
- ▶ Finished the 2013 season with new career highs in tackles (91), solo tackles (68) and sacks (2½), in addition to three INTs and 14 passes defended, and a career-high-tying two forced fumbles and two fumble recoveries.
- ▶ Started all 16 games in 2012, tallying 61 tackles (51 solo), two INTs and a career-high-tying 24 passes defended.
- ▶ Suffered a shoulder injury in the 2011 season opener, but managed to still start 15 games and post 65 tackles and a career-high 24 passes defended. Also added four interceptions, including the first regular-season TD return of his career in Week 9 at San Diego.
- ▶ Missed the first game of his career in Week 2 of 2011 at Carolina, seeing a streak of 72 consecutive games played (including playoffs) come to an end when he was sidelined due to a shoulder injury.
- ▶ Enjoyed the finest season of his career in 2010, his first as a full-time starter in Green Bay's base defense, as he opened all 16 contests at right cornerback. Recorded then-career highs in tackles (63) and passes defended (23) and a career-best six INTs as he led the team in interceptions and passes defended.
- ▶ Named a first alternate for the Pro Bowl in 2010, he was selected to the all-star game as an injury replacement for Eagles CB Asante Samuel, but did not play in the game since the Packers were preparing for Super Bowl XLV.
- ▶ Tied the franchise single-postseason record with three more interceptions in the 2010 playoffs, including one for a touchdown, and his nine combined interceptions on the season ranked No. 1 in the NFL.
- ▶ Became one of just three players whose career began since 1970 to post a 90-yard punt return and interception and kickoff returns of 65 yards in a career, joining Adam Jones and Lemar Parrish.

## AT A GLANCE ...

- First name is pronounced trah-MAHN.
  - Has 32 career interceptions, tied for No. 5 among active NFL players. Joins Vikings CB Terence Newman as the only players in the NFL to have at least one interception in each of the last 11 seasons (2007-17).
  - Returns to the Packers after spending the last three seasons with the Cleveland Browns (2015-16) and Arizona Cardinals (2017). The former undrafted free agent and practice-squad player appeared in 127 regular-season games for the Packers from 2007-14.
  - Has three career TDs, including INT returns of 43 yards (2011) and 70 yards (2010 postseason) and a 94-yard punt return (2007).
  - Ranked No. 1 in the NFL with a combined nine interceptions in 2010 (six in regular season, three in postseason) and was chosen for the Pro Bowl as an injury replacement.
  - Was the only undrafted free agent in the NFL to post four-plus INTs each season from 2008-11. Was tied for No. 4 in the NFL with 19 INTs over that span.
  - Led the nation with 19 passes defended in 2005 as a senior at Louisiana Tech.
- ▶ Moved into the starting lineup in Week 12 of '09 when Al Harris went down with a season-ending knee injury, and went on to lead the team with 22 passes defended.
  - ▶ Got his first extensive starting experience in 2008, opening nine games in place of both Harris (spleen injury) and CB Charles Woodson (temporary move to safety).
  - ▶ Along with teammates Woodson and S Nick Collins that season, was part of the first Packers trio to each post five or more interceptions in a season since 1996 (S Eugene Robinson, S LeRoy Butler, CB Doug Evans).
  - ▶ Was the only undrafted free agent in the NFL to record four-plus INTs each season from 2008-11, and his 19 interceptions in the regular season were tied for No. 4 in the NFL during that span.
  - ▶ Became the surprise of camp in 2007, landing a spot on the 53-man roster with a strong preseason, and by season's end had established himself as the team's No. 3 cornerback and top kick returner. That year, he got his first NFL interception and scored his first pro touchdown, returning a pooch punt out of a field-goal formation 94 yards for a score vs. Carolina (Nov. 18).
  - ▶ Released by Houston as an undrafted rookie following training camp in 2006, he joined the Packers' practice squad for the final five weeks of that season.
- 2017 SEASON:** Played 13 games (nine starts) for the Cardinals and totaled 41 tackles, two interceptions (tied for No. 2 on the team), 13 passes defended (team high) and a fumble recovery for the NFL's sixth-ranked defense... **Vs. Tampa Bay (Oct. 15)** Subbed for injured CB Patrick Peterson and wrestled a pass away from WR Mike Evans on the Buccaneers' 1-yard line for his first interception of the season, setting up a RB Adrian Peterson TD on the next play... **At L.A. Rams (Oct. 22):** Matched his career high

VETERANS

Community

Admin & Coaches

T. Williams

Draft & Free Agents

2017 Review

Records & History

Lambeau Field

Misc.

with 10 tackles (seven solo) in his first start with the Cardinals...**Vs. Seattle (Nov. 9):** Recorded four tackles (all solo) and a season-high three passes defended...**Vs. Tennessee (Dec. 10):** Talled two solo tackles, an interception and three passes defended for a defense that held Titans QB Marcus Mariota to a career-low 39.6 passer rating. Intercepted a Mariota pass intended for WR Richard Matthews at the Arizona 4-yard line late in the third quarter...**At Washington (Dec. 17):** Recorded two tackles (one solo), a pass defended and a fumble recovery which led to a Cardinals scoring drive (Phil Dawson 19-yard FG)...**Vs. N.Y. Giants (Dec. 24):** Notched five tackles (four solo) and a pass defended in the shutout win.

**2016:** Played in 12 games for Cleveland with seven starts (one at DB, four at CB, two at SS) and totaled 36 tackles (28 solo), an INT, a fumble recovery and five passes defended... Missed Weeks 4-5 with a shoulder injury and Weeks 11-12 with a knee injury...**Vs. Baltimore (Sept. 18):** Talled seven tackles (five solo)...**At Tennessee (Oct. 16):** Posted four tackles and intercepted a Mariota pass intended for WR Kendall Wright at the Cleveland 40-yard line on a third-and-3 in the fourth quarter...**At Baltimore (Nov. 10):** Started and posted five tackles (four solo) and a pass defended...**Vs. San Diego (Dec. 24):** Started at SS and collected three tackles (two solo), including one for a loss, and two passes defended.

**2015:** Started all 15 games in which he played at RCB for the Browns, recording 69 tackles (55 solo), an interception and a team-high 10 passes defended...Inactive for Week 17 with a concussion...**Vs. Arizona (Nov. 1):** Collected a season-high nine tackles (six solo) and a pass defended...**Vs. Baltimore (Nov. 30):** Talled four tackles (three solo) and an interception, his first as a Brown. Intercepted QB Matt Schaub at the Baltimore 48-yard line, returning it 2 yards with less than a minute to play and the game tied at 27...**At Kansas City (Dec. 27):** Posted three tackles (all solo), including one for a loss.

**2014:** Started all 16 games at LCB and registered 78 tackles (62 solo), three interceptions (tied for the team lead) and a team-high 16 passes defended...Ranked No. 4 on the team in tackles...Part of a secondary that helped Green Bay rank No. 7 in the NFL in opponent passer rating (82.0)...Was named a Pro Bowl alternate...Also started both postseason contests and posted five tackles (four solo) and a pass defended...**Vs. N.Y. Jets (Sept. 14):** Appeared on 70 of 71 defensive plays and recorded six tackles (four solo), two QB hits, an interception and two passes defended. His interception proved to be a momentum-turning play, one that came with the Jets driving late in the first half with a 21-9 lead. Jumped in front of TE Zach Sudfeld to pick off QB Geno Smith's pass at the Green Bay 3. The turnover would turn into seven points as the Packers drove 97 yards in 10 plays to cut the Jets' halftime lead to 21-16...**At Detroit (Sept. 21):** Helped limit WR Calvin Johnson to 82 yards on six receptions and led the secondary with eight tackles (seven solo) and added a pass defended...**At Chicago (Sept. 28):** Registered eight tackles (four solo) and two passes defended. Jumped a route to deflect QB Jay Cutler's pass intended for WR Josh Morgan near the Green Bay 20 in the third quarter, a deflection that went into the hands of LB Clay Matthews at the 25 and was returned 40 yards to the Chicago 35...**Vs. Minnesota (Oct. 2):** Posted a season-high nine tackles (eight solo) and two passes defended...**Vs. Philadelphia Nov. 16):** Recorded six tackles (four solo) and an interception. Matched up against WR Jeremy Maclin in the fourth quarter, got in front of him as Maclin slipped to pick off QB Mark Sanchez's pass near the sideline...**Vs. New England (Nov. 30):** Played all 56 snaps and matched his season high with a team-best nine tack-

les (eight solo). Brought down WR Julian Edelman on a short pass over the middle late in the first quarter after he picked up 4 yards on third-and-5 to force a three-and-out...**At Buffalo (Dec. 14):** Played 64 snaps and posted two solo tackles, an interception and a team-high two passes defended. On the interception late in the second quarter, ran stride for stride with WR Sammy Watkins to make a leaping interception of QB Kyle Orton's pass intended for the rookie wideout down the right sideline at the Green Bay 34. Part of a secondary that helped limit Orton to a 54.2 passer rating and 158 yards on 14-of-27 passing...**Vs. Dallas (NFC Divisional, Jan. 11):** Posted two tackles (one solo) and a pass defended. Helped limit Pro Bowl WR Dez Bryant to just 38 yards receiving on three receptions (12.7 avg.), his lowest yardage output since Week 9 vs. Arizona...**At Seattle (NFC Championship, Jan. 18):** Registered three tackles (all solo) and a pass defended.

**2013:** Started all 16 games for the second consecutive season and posted new career highs for tackles (91), solo tackles (68) and sacks (2½), while also adding three INTs and 14 passes defended, and tying his previous career highs with two forced fumbles and two fumble recoveries...His tackle total ranked fourth on the club...Also posted an INT and three passes defended in the team's playoff contest...**At Cincinnati (Sept. 22):** Appeared on all 56 defensive plays and finished with three tackles (all solo, one for a loss) and a sack. Made the third sack of his career in the third quarter when he blitzed from the slot, crashing between RT and RG to drop QB Andy Dalton for an 8-yard loss...**Vs. Cleveland (Oct. 20):** Started and appeared on all 70 defensive plays, posting four tackles (three solo), including his career-high second sack of the season. Sack came in the third quarter when he blitzed and dropped QB Brandon Weeden for a 4-yard loss...**Vs. Philadelphia (Nov. 9):** Had a productive statistical game, finishing with seven tackles (six solo), a half-sack and both a forced and recovered fumble. Recorded the half-sack, forced and recovered fumble on the same play in the fourth quarter when he blitzed from the slot and teamed with DT Mike Daniels to take down QB Nick Foles. Stripped Foles on his way to the ground and collected the ball at the Philadelphia 13-yard line...**At N.Y. Giants (Nov. 17):** Had one of his most complete performances, posting eight tackles (all solo, two for a loss) and his first INT of the season. The interception came when QB Eli Manning threw an errant pass in the second quarter and he dove to snare the ball and regained his footing to return the pick 10 yards...**At Dallas (Dec. 15):** Came through with one of his finest performances when the team needed it most, finishing with a team-high nine tackles (all solo), two passes defended and a memorable game-sealing INT with 1:24 remaining in the fourth quarter. Made the clinching INT with Dallas embarking on a comeback drive of its own later in the game, abandoning his coverage of WR Terrence Williams along the sideline to jump a short out-route to WR Cole Beasley. QB Tony Romo threw the ball to the outside, where Williams dove and acrobatically held the ball up from hitting the turf. The play was subject to an official review, which showed he made the catch, and the Packers ran out the remaining clock to finish off what was tied for the largest comeback in franchise history (trailed 26-3)...**Vs. San Francisco (NFC Wild Card, Jan. 5):** Delivered an impactful postseason performance, appearing on all 64 plays and finishing with two solo tackles, an INT and three passes defended. Made the momentum-turning INT in Green Bay territory early in the second quarter with San Francisco approaching the red zone and already holding a 6-0 advantage. On the play, abandoned a deep coverage on WR Anquan Boldin to pick up TE Vernon Davis near the sideline. QB Colin Kaepernick floated the ball and Williams went up over Davis' shoulder to make the play, then embarking on a 17-yard return that ended with a punishing charge

into Kaepernick at the Green Bay 30-yard line. The Packers would march 70 yards in 14 plays to convert the turnover into a TD and take their first lead, 7-6. Marked the fourth postseason INT of his career, tied with five other players for the second most in franchise history.

**2012:** Was the lone CB to start every game in 2012, and finished the season with 61 tackles (51 solo), two INTs and a career-high-tying 24 passes defended (No. 2 on the team)...Helped contribute to a pass defense that made an 81-yards per game improvement from 2011 (218.3 ypg.) and climbed to No. 11 in the league rankings by season's end...The defense also finished with the NFL's fourth-lowest opponent passer rating (76.8)...**Vs. Chicago (Sept. 13):** Delivered an excellent performance against the rival Bears, tallying four tackles (all solo), two INTs and two passes defended. Found himself matched against standout WR Brandon Marshall for much of the game and was part of an effort that helped limit him to just two catches for 24 yards (12.0 avg.). Marked the second regular-season multi-INT game of his career (also Week 11 of 2011 vs. Tampa Bay). First INT came when he undercut a crossing route intended for WR Earl Bennett. Second INT came in the fourth quarter when he leapt to tip a deep pass to himself before scampering 38 yards down the sideline on the return. The offense wasted little time taking advantage, as QB Aaron Rodgers hit WR Donald Driver for a 26-yard TD on the ensuing play to put the game out of reach at 23-3...**At Indianapolis (Oct. 5):** Appeared on all 96 defensive plays, posting six tackles (all solo, one for a loss) and was credited with a career-high five passes defended, the most by a Packer since Woodson was credited with six at Minnesota on Oct. 23, 2011...**At Chicago (Dec. 16):** Fared well in a much-anticipated matchup with the Bears' Marshall. The secondary held Marshall to just six catches for 56 yards (9.3 avg.), well below his season averages, and just one of those receptions (a 9-yard catch in the first quarter) came against Williams. Part of a pass defense that limited the Bears to just 107 net passing yards and a combined 181 net passing yards in the teams' two contests, the lowest in a season for Green Bay against Chicago since 1977 (158 yards)...**Vs. Minnesota (NFC Wild Card, Jan. 5):** Appeared on all 62 defensive plays, finishing with a team-high-tying seven tackles (four solo) and a team-best three passes defended.

**2011:** Started all 15 games in which he played, setting a then-career high with 65 tackles (51 solo)...Posted his third consecutive season with 20-plus passes defended with a career-high and team-leading 24...Also collected four interceptions, including one he returned for his first regular-season TD at San Diego in Week 9...**Vs. New Orleans (Sept. 8):** Finished with four tackles (three solo, one for a loss), a fumble recovery and a pass defended. Recovered a WR Marques Colston fumble that was forced by Collins on the Saints' second play from scrimmage, the fourth recovery of his career. Left the game in the fourth quarter after getting his arm caught in a collision with Collins. Sustained a shoulder injury and did not return...**At Carolina (Sept. 18):** Saw his streak of 72 consecutive games played (including playoffs) come to an end when the shoulder injury suffered the week before forced him to the inactive list for the first time in his career...**At Chicago (Sept. 25):** Returned to the lineup and appeared on all 54 defensive plays, finishing with one solo tackle and two passes defended...**At San Diego (Nov. 6):** Made two tackles (one solo) and recorded his first INT of the season in the first quarter, one that he returned 43 yards for the first regular-season TD of his career. On the play, broke hard on a quick out to the sideline thrown by QB Philip Rivers intended for WR Patrick Crayton, stepping in front of the WR and going untouched down the sideline

for the score to extend Green Bay's lead to 21-7 late in the first quarter...**Vs. Tampa Bay (Nov. 20):** Racked up a season-high nine tackles (all solo), and recorded the first regular-season multi-INT game of his career with two picks of QB Josh Freeman. Marked his third consecutive game with an INT, the second such stretch of his career (Weeks 4-6, 2008). The first came when he undercut a drag route, darting in front of WR Mike Williams to make the diving INT. Second INT was late in the fourth quarter when TE Kellen Winslow had a ball deflect off of his fingers and into the hands of Williams, who was in coverage behind the play. Returned the ball 28 yards on what was his fourth INT of the season and 20th of his career...**At Detroit (Nov. 24):** Totaled two tackles (one solo) and three passes defended, serving as a central piece of the gameplan designed to stop Johnson. Johnson finished with just four catches for 49 yards (12.3 avg.), with just one of them, a 5-yard completion, coming against Williams...**Vs. N.Y. Giants (NFC Divisional, Jan. 15):** Finished with six tackles (four solo) and a pass defended.

**2010:** Started all 16 contests for the first time in his career, opening each game at RCB...Recorded 63 tackles, six interceptions, 23 passes defended and two fumble recoveries...Led the team in INTs and passes defended, and his regular-season INT total was tied for No. 5 in the NFL... Added a sack, two fumble recoveries and a forced fumble... Named a first alternate for the Pro Bowl, he was selected to the all-star game as an injury replacement for Samuel, but he did not appear in the game as the Packers were preparing for Super Bowl XLV...Earned All-NFC recognition from *Pro Football Weekly*...Handled punt-return duties for the Packers, posting an 8.0-yard average on 41 returns... Started all four postseason games as he led the league with three interceptions, including one returned for a TD, during the playoffs...Became the first NFL player since the N.Y. Giants' R.W. McQuarters (2007) to post three INTs in a postseason...Also led the defense with eight passes defended in the postseason...**At Philadelphia (Sept. 12):** Recorded a season-high three passes defended (matched in Week 4 vs. Detroit) and recovered a fumble by RB Eldra Buckley in the third quarter that was forced by Woodson...**At Chicago (Sept. 27):** Led the team with seven tackles (all solo) and added a sack. Early in the second quarter, timed his blitz perfectly to come through untouched as he dropped Cutler for a 5-yard loss...**At Washington (Oct. 10):** Posted his first INT of the season, picking off QB Donovan McNabb on the final play of regulation at the Green Bay 3. Weaved through traffic before finally being tripped up at the Washington 33 for a 64-yard return, the second longest of his career. Registered a 52-yard punt return in the second quarter, also the second longest of his career, as he joined CB Deion Sanders (Sept. 21, 1998) and CB Darrent Williams (Sept. 13, 2005) as the only NFL players since the merger to record an INT return of 60-plus yards and a punt return of 50-plus yards in the same game...**Vs. Miami (Oct. 17):** Recorded seven tackles (all solo), including one for a loss, along with an INT. Picked off QB Chad Henne's pass intended for Marshall at the Green Bay 14 late in the first quarter to halt a Miami scoring opportunity...**At N.Y. Jets (Oct. 31):** Turned in a stellar all-around performance, posting five tackles (all solo), an INT, a forced fumble, a fumble recovery and two passes defended. It was the first time in his career that he posted an INT, a forced fumble and a recovery in the same game...**At Minnesota (Nov. 21):** Registered three tackles (two solo), an INT and two passes defended. With the Packers leading 10-3 late in the first half, halted a promising Minnesota drive by stepping in front of WR Percy Harvin on a slant at the Green Bay 18 to pick off QB Brett Favre. The INT gave the offense the ball with just over a minute remaining, enough time for them to march for a quick TD and a 17-3 halftime lead...



**Vs. N.Y. Giants (Dec. 26):** Posted his career-high sixth INT of the season, cutting in front of WR Hakeem Nicks at the Green Bay 47 in the first quarter to intercept Manning... **At Philadelphia (NFC Wild Card, Jan. 9):** Made the game's defining play, leaping to intercept QB Michael Vick's pass intended for WR Riley Cooper in the end zone with 33 seconds remaining to clinch the victory. Did not bite on a Vick pump fake, running step for step on a go-route to the end zone. Turned to find the ball and used his leaping ability to secure the pick against the 6-foot-3-inch Cooper. Finished the game with a team-high three passes defended and three tackles (two solo)... **At Atlanta (NFC Divisional, Jan. 15):** Posted one of the most electrifying performances of the postseason, intercepting passes on back-to-back possessions in the second quarter. First made a leaping INT of QB Matt Ryan in the end zone on third-and-21 in front of WR Michael Jenkins, who lost his footing on the play. On the following drive, made what was arguably the key play of the game with a 70-yard INT return for a touchdown in the closing seconds of the first half to extend Green Bay's lead to 28-14 at the break. With 10 seconds remaining, Atlanta called a timeout with the ball at the Green Bay 35 and attempted to pick up more yardage to move into FG range. Ryan threw toward the sideline to WR Roddy White, but Williams jumped inside the route to intercept the pass in stride, swerving past a pair of Falcons on his way to the end zone. The INT return was the second longest in franchise postseason history, trailing only S George Teague's 101-yarder at Detroit (Jan. 8, 1994). Became just the fourth player in team history to record multiple INTs in a playoff game... **Vs. Pittsburgh (Super Bowl XLV, Feb. 6):** Finished with six tackles (three solo) and a team-high three passes defended, including one that sealed the game on fourth down on Pittsburgh's final drive. On the final play, a fourth-and-5 from the Pittsburgh 33, perfectly read a curl route by WR Mike Wallace and jumped to knock the ball away to secure the world title.

**2009:** Played in all 16 games, plus the playoff contest, with 10 starts...Was the nickel back for first 10 games before moving into the starting RCB spot in Week 12 due to Harris' season-ending knee injury...Led the team with 22 passes defended...Posted 42 tackles (29 solo), four INTs and a sack...Added a career-high 11 tackles on special teams, which was tied for fourth on the team...Had a 10.4-yard average on 13 punt returns and also returned two kickoffs for 26 yards (13.0 avg.)...Became the first player in franchise history to post an INT return of 65 yards (67 vs. Chicago, Sept. 13) and a punt return of 45 yards (45 vs. Detroit, Oct. 18) in the same season...Was on the field for 767 of 996 (77.0 percent) defensive plays... **Vs. Chicago (Sept. 13):** Intercepted Cutler's pass deep down the middle intended for WR Johnny Knox in the second quarter at Green Bay's 32 and returned the pick 67 yards to Chicago's 1 to set up a Ryan Grant TD run on the next play; the 67-yard return was his career long and the season long by a Packer. Posted three passes defended and also tied for the team lead with two special teams tackles... **Vs. Detroit (Oct. 18):** Filling in for injured WR Jordy Nelson, returned a Nick Harris punt 45 yards in the second quarter, the longest punt return of the season by a Packer... **Vs. Detroit (Nov. 26):** Moved into starting lineup at RCB in place of an injured Harris (knee), his first start of the season in the base defense, and remained there for the rest of the year. Posted four tackles (three solo) and an INT, picking off QB Matthew Stafford's deep pass intended for WR Dennis Northcutt at the Green Bay 40... **Vs. Baltimore (Dec. 7):** Recorded a season-high four passes defended, including an INT. With the Ravens at Green Bay's 3 in the fourth quarter trailing 24-14, made a leaping INT of QB Joe Flacco's pass in the end zone in front of WR Demetrius Williams... **At Chicago (Dec. 13):** Posted the first sack of his career when he

brought down Cutler for an 8-yard loss on the Bears' final series. With Green Bay trailing, 14-13, early in the fourth quarter, also had a key pressure when he came on a corner blitz and got in Cutler's face to force a bad throw to the left sideline that Collins picked off and returned 31 yards to the Chicago 11; Grant scored two plays later on a 1-yard TD run for the winning score... **At Arizona (Jan. 3):** Recorded four tackles (three solo), an INT and two passes defended. Made a leaping grab of QB Brian St. Pierre's pass intended for TE Stephen Spach on the sideline in the fourth quarter, and returned the pick 21 yards to Arizona's 33... **At Arizona (NFC Wild Card, Jan. 10):** Posted six tackles (five solo) and added a stop on special teams.

**2008:** Played in all 16 games for the second straight season, including nine starts...Was tied for third in the NFC with five INTs and posted 52 tackles (45 solo)...Along with teammates Woodson and Collins, became the first Packers trio to each post five or more INTs in a season since 1996 (Robinson, Butler, Evans)...Ranked third on the team with 14 passes defended, and also registered five special teams tackles...Was tied for second on the team with two forced fumbles...On the field for 776 of 1,050 (73.9 percent) defensive plays... **Vs. Dallas (Sept. 21):** Started off the game in his customary nickel role, but moved to RCB when Harris left the game with a spleen injury in the second quarter... **At Tampa Bay (Sept. 28):** Started in place of an injured Harris and intercepted QB Brian Griese's pass that was bobbed by WR Michael Clayton at Green Bay's 5-yard line, and returned the pick 39 yards... **Vs. Atlanta (Oct. 5):** Started and posted a career-high 10 tackles (seven solo) along with an INT in his second straight game, a one-handed catch with his right hand on a pass from Ryan intended for TE Ben Hartstock in the end zone. The score was 17-10 at the time and the Packers offense moved down the field for the tying TD following the pick... **At Seattle (Oct. 12):** Started his third straight game and posted an INT in his third consecutive contest when he picked off QB Charlie Frye's deep pass intended for WR Koren Robinson down the left sideline... **Vs. Indianapolis (Oct. 19):** Started and posted six tackles. Broke up QB Peyton Manning's pass intended for WR Anthony Gonzalez on the first play of the second half and forced a fumble on TE Dallas Clark's reception late in the fourth quarter that went out of bounds at the Green Bay 1... **At Tennessee (Nov. 2):** Returned to the nickel CB spot with Harris coming back from his injury... **At Minnesota (Nov. 9):** Intercepted QB Gus Frerotte's pass over the middle intended for WR Bernard Berrian with just under 30 seconds remaining in the first half and returned the pick 19 yards to the Minnesota 40, which helped set up Mason Crosby's 47-yard FG as time expired in the half to narrow the Vikings' lead to 14-10... **Vs. Chicago (Nov. 16):** Played extensively as the nickel back in a secondary that allowed just four receptions by Bears WRs. Also matched his season high with two stops on special teams... **Vs. Carolina (Nov. 30):** Started at LCB with Woodson shifting to SS because of injuries. Made four tackles and forced a fumble by WR Muhsin Muhammad on a 44-yard reception on the first play of the game that Woodson recovered at the Green Bay 19... **Vs. Houston (Dec. 7):** Started at LCB and posted six tackles, intercepting QB Matt Schaub's pass intended for WR André Davis in the second quarter and recovering TE Owen Daniels' fumble at the Green Bay 3 earlier in the period. Also recorded three passes defended.

**2007:** Former practice-squad player earned a surprise roster spot with a solid preseason...Played in all 16 contests, plus both playoff games, with one start, rotating as a nickel and dime back and posting 11 tackles (10 solo) with one INT among four passes defended...Also had a team-leading 30 kickoff returns for 684 yards (22.8 avg.), plus

six punt returns for 118 yards (19.7 avg.) and a TD, and seven special teams tackles... **Vs. Chicago (Oct. 7):** Had a career-high six kickoff returns for 173 yards (28.8 avg.); five of six returns went for 20 yards or more, including a career-long 65-yarder in the third quarter that set up a FG... **Vs. Minnesota (Nov. 11):** Made his first two career special teams tackles... **Vs. Carolina (Nov. 18):** Named NFC Special Teams Player of the Week when he scored his first career TD on a first-quarter punt return. K John Kasay punted out of field-goal formation; Williams fielded the punt off the bounce and returned it 94 yards down the right sideline for a score and a 7-0 Green Bay lead... **At Detroit (Nov. 22):** Played extensively as an extra DB when Woodson left the game in the second quarter with a toe injury; broke up two passes, both on third down to Johnson to force punts, and made two solo tackles, the first of his career. Also had two special teams tackles, one in the second quarter, chasing down KR Aveion Cason from behind and making a TD-saving tackle; the Lions kicked a FG on the ensuing drive... **Vs. Detroit (Dec. 30):** Made his first career start with the team opening in nickel; made five tackles (four solo) and his first career INT, catching a QB Jon Kitna pass tipped by DE Cullen Jenkins and returning it 22 yards... **Vs. N.Y. Giants (NFC Championship, Jan. 20):** Broke up a third-and-12 pass in the second quarter intended for WR David Tyree, forcing a FG attempt. In the third quarter, ran a kickoff back 49 yards to the Giants' 39-yard line; the drive ended with a TE Donald Lee TD catch.

**2006:** Spent training camp with the Houston Texans before his release on Sept. 3... Signed to Green Bay's practice squad on Nov. 29, where he spent the final five weeks of the season... **2006 Draft:** Signed by Houston as an undrafted free agent on May 8.

**COLLEGE:** A three-year letterman, he played in 23 games at Louisiana Tech... Initially enrolled as a non-athlete in pursuit of a degree in electrical engineering, but attended a football game during his first semester on campus and was motivated to try out as a walk-on the following spring... Finished his career with 91 tackles (51 solo), five stops for a loss, one forced fumble and seven INTs among 32 passes defended... Earned two degrees, one in sociology and the other in computer information systems... **Senior season (2005):** Started all 11 games at CB, earning first-team All-Western Athletic Conference and all-state honors from the Louisiana Sports Writers Association... Led the nation with 19 passes defended, including three INTs...

Also tallied 43 tackles (29 solo), three stops for a loss and a forced fumble... Recorded two INTs vs. New Mexico State (Oct. 1)... **Junior season (2004):** Played in all 12 games, including seven starts... Recorded collegiate highs in tackles (45) and INTs (four)... Led the Bulldogs with 13 passes defended... His fourth-quarter INT sealed a victory vs. No. 17-ranked Fresno State (Oct. 2)... Set a collegiate high with nine tackles at Rice (Nov. 29)... **Sophomore season (2003):** Saw action in 11 games at DB and on the special-teams units... Finished with three tackles (two solo)... **Freshman season (2002):** Participated as a member of the scout team.

**PERSONAL:** Given name Tramon Vernell Williams... Name is pronounced trah-MAHN... Born in Houma, La. ... Married Shantrell Moore in June 2009... The couple has a son, Tramon Jr., and a daughter, Trinity... Has a clothing line, "38 Reasons," with items available at his website, www.38reasons.com... Held part-time jobs stocking shelves in a supermarket, shoveling coal and cleaning coal machinery, cleaning tractors and working on his uncle's farm... Also worked for a construction company that built a building on the Louisiana State University campus... **High school:** Four-year letterman at Assumption High School in Napoleonville, La. ... Helped Assumption to four straight district titles... First-team all-district and all-region honoree in 2001; also selected to second-team all-state... Was a teammate of retired NFL RB Brandon Jacobs... A four-year letterwinner in basketball, he won another district title on the hardwood... In his only year of track, finished second in the state in the long jump, second in the triple jump and third in the high jump... **Community involvement:** Started a foundation, "38 Reasons"... Participated in the Cleveland Browns' Military Appreciation Day and visited Cleveland hospitals... Has participated in the Edgar Bennett Celebrity Bowl-A-Thon and the Al Harris Stars and Strikes Celebrity Bowling Event... Also has played for the "Green Machine" basketball team and did bell-ringing for The Salvation Army's Red Kettle campaign during the holidays... Hosted the first Tramon Williams Pink Powder Puff game with his wife, Shantrell, in October 2013, an event to help raise money and awareness for the fight against breast cancer... He and his teammates coached their wives in the game... Residence: Napoleonville, La.

## TRAMON WILLIAMS' PRO STATISTICS

Year	Team	GP		—Tackles—					Interceptions					Fumbles		
		GS	Tot	Solo	Asst	Sk	Yds	No	Yds	Lg	TD	PD	FF	FR	Yds	
2007	Green Bay	16	1	11	10	1	0	0	1	22	22	0	4	0	0	0
2008	Green Bay	16	9	52	45	7	0	0	5	78	39	0	14	2	1	0
2009	Green Bay	16	10	42	29	13	1	8	4	94	67	0	22	0	0	0
2010	Green Bay	16	16	64	55	9	1	5	6	87	64	0	23	1	2	0
2011	Green Bay	15	15	65	51	14	0	0	4	92	43t	1	24	0	1	0
2012	Green Bay	16	16	61	51	10	0	0	2	38	38	0	24	0	0	0
2013	Green Bay	16	16	91	68	23	2½	16½	3	10	10	0	14	2	2	0
2014	Green Bay	16	16	78	62	16	0	0	3	2	2	0	16	0	1	0
2015	Cleveland	15	15	69	55	14	0	0	1	2	2	0	10	0	0	0
2016	Cleveland	12	7	36	28	8	0	0	1	0	0	0	5	0	0	0
2017	Arizona	13	9	41	36	5	0	0	2	12	12	0	13	0	1	18
<b>NFL totals (11 years)</b>		<b>167</b>	<b>130</b>	<b>602</b>	<b>488</b>	<b>114</b>	<b>4½</b>	<b>29½</b>	<b>32</b>	<b>437</b>	<b>67</b>	<b>1</b>	<b>166</b>	<b>5</b>	<b>8</b>	<b>18</b>

# TRAMON WILLIAMS' PRO STATISTICS

Year	Team	No	KICKOFF RETURNS				PUNT RETURNS					
			Yds	Avg	Lg	TD	No	FC	Yds	Avg	Lg	TD
2007	Green Bay	30	684	22.8	65	0	6	0	118	19.7	94t	1
2008	Green Bay	0	0	--	--	0	0	0	0	--	--	0
2009	Green Bay	2	26	13.0	24	0	13	5	135	10.4	45	0
2010	Green Bay	0	0	--	--	0	41	19	326	8.0	52	0
2011	Green Bay	0	0	--	--	0	0	0	0	--	--	0
2012	Green Bay	0	0	--	--	0	0	0	0	--	--	0
2013	Green Bay	0	0	--	--	0	0	0	0	--	--	0
2014	Green Bay	0	0	--	--	0	0	0	0	--	--	0
2015	Cleveland	0	0	--	--	0	1	0	1	1.0	1	0
2016	Cleveland	0	0	--	--	0	1	4	0	0.0	0	0
2017	Arizona	0	0	--	--	0	0	0	0	--	--	0
<b>NFL totals (11 years)</b>		<b>32</b>	<b>710</b>	<b>22.2</b>	<b>65</b>	<b>0</b>	<b>62</b>	<b>28</b>	<b>580</b>	<b>9.4</b>	<b>94t</b>	<b>1</b>

## PLAYOFFS

Year	Team	GP	GS	—Tackles—					Interceptions					Fumbles		
				Tot	Solo	Asst	Sk	Yds	No	Yds	Lg	TD	PD	FF	FR	Yds
2007	Green Bay	2	0	6	6	0	0	0	0	0	0	0	2	0	0	0
2009	Green Bay	1	1	6	5	1	0	0	0	0	0	0	0	0	0	0
2010	Green Bay	4	4	13	7	6	0	0	3	79	70t	1	8	0	0	0
2011	Green Bay	1	1	6	4	2	0	0	0	0	0	0	0	0	0	0
2012	Green Bay	2	2	16	13	3	0	0	0	0	0	0	4	0	0	0
2013	Green Bay	1	1	2	2	0	0	0	1	17	17	0	3	0	0	0
2014	Green Bay	2	2	5	4	1	0	0	0	0	0	0	1	0	0	0
<b>Postseason</b>		<b>13</b>	<b>11</b>	<b>54</b>	<b>41</b>	<b>13</b>	<b>0</b>	<b>0</b>	<b>4</b>	<b>96</b>	<b>70t</b>	<b>1</b>	<b>18</b>	<b>0</b>	<b>0</b>	<b>0</b>

Year	Team	No	KICKOFF RETURNS				PUNT RETURNS					
			Yds	Avg	Lg	TD	No	FC	Yds	Avg	Lg	TD
2007	Green Bay	6	160	26.7	49	0	3	1	3	1.0	2	0
2009	Green Bay	1	29	29.0	29	0	0	0	0	--	--	0
2010	Green Bay	0	0	--	--	0	6	2	31	5.2	11	0
2011	Green Bay	0	0	--	--	0	0	0	0	--	--	0
2012	Green Bay	0	0	--	--	0	0	0	0	--	--	0
2013	Green Bay	0	0	--	--	0	0	0	0	--	--	0
2014	Green Bay	0	0	--	--	0	0	0	0	--	--	0
<b>Postseason</b>		<b>7</b>	<b>189</b>	<b>27.0</b>	<b>49</b>	<b>0</b>	<b>9</b>	<b>3</b>	<b>34</b>	<b>3.8</b>	<b>11</b>	<b>0</b>

**Additional statistics:** Career interceptions — Jay Cutler (3), Josh Freeman (2), Eli Manning (2), Marcus Mariota (2), Mark Sanchez (2), Matt Schaub (2), Matthew Stafford (2), Brett Favre, Ryan Fitzpatrick, Joe Flacco, Gus Frerotte, Charlie Frye, Brian Griese, Chad Henne, Jon Kitna, Donovan McNabb, Kyle Orton, Christian Ponder, Philip Rivers, Tony Romo, Matt Ryan, Brian St. Pierre, Geno Smith, Drew Stanton. Career sacks — Jay Cutler (2), Andy Dalton, Brandon Weeden, Nick Foles (½). Special teams tackles — 7 in 2007, 1 in '07 playoffs, 5 in 2008, 11 in 2009, 1 in '09 playoffs, 5 in 2010; NFL total: 28.

**NFL debut:** vs. Philadelphia, 9/9/07

**First NFL start:** vs. Detroit, 12/30/07

**First NFL interception:** vs. Detroit, 12/30/07 (J.Kitna)

**First NFL sack:** at Chicago, 12/13/09 (J.Cutler)

**Touchdowns (2 reg. season, 1 playoffs):** vs. Carolina, 11/18/07, 94-yard punt return; at Atlanta in '10 playoffs, 1/15/11, 70-yard INT return (M.Ryan); at San Diego, 11/6/11, 43-yard INT return (P.Rivers).

## CAREER TRANSACTIONS

- 2006 Signed by Houston Texans as undrafted free agent, May 8...Waived by Texans, Sept. 3...Signed by Green Bay Packers to practice squad, Nov. 29.
- 2007 Re-signed by Packers as reserve/future free agent, Jan. 1.
- 2009 Re-signed by Packers as exclusive-rights free agent, May 28.
- 2010 Re-signed by Packers as restricted free agent, June 17...Signed contract extension, Nov. 30.
- 2015 Signed by Cleveland Browns as unrestricted free agent, March 16.
- 2017 Released by Browns, Feb. 7...Signed by Arizona Cardinals as free agent, July 30.
- 2018 Signed by Packers as unrestricted free agent, March 22.

## WILLIAMS' SINGLE-GAME CAREER HIGHS

<b>Tackles</b>	Total	10, vs. Atl. (10/5/08) and at LAR (10/22/17)
	Solo	9, vs. TB (11/20/11) and at Dal. (12/15/13)
<b>Interceptions*</b>	2, vs. TB (11/20/11) and vs. Chi. (9/13/12)	
<b>Passes defended</b>	5, at Ind. (10/7/12)	
<b>Kickoff Returns</b>	Returns	6, vs. Chi. (10/7/07)
	Yards	173, vs. Chi. (10/7/07)
	Long	65, vs. Chi. (10/7/07)
<b>Punt Returns</b>	Returns	5, three times (last: vs. Chi., 1/2/11)
	Yards	94, vs. Car. (11/18/07)
	Long	94t, vs. Car. (11/18/07)

\* Also posted two interceptions in '10 playoffs at Atlanta, 1/15/11

# TRAMON WILLIAMS GAME-BY-GAME

## 2007, GREEN BAY

Date	Opp	GP	GS	Tot	So	As	Sk	Yd	Int	Yd	Lg	TD	PD	FF	FR
09/09	Phi-W	1	0	0	0	0	0	0	0	0	0	0	0	0	0
09/16	at NYG-W	1	0	0	0	0	0	0	0	0	0	0	0	0	0
09/23	SD-W	1	0	0	0	0	0	0	0	0	0	0	0	0	0
09/30	at Min-W	1	0	0	0	0	0	0	0	0	0	0	0	0	0
10/07	Chi-L	1	0	0	0	0	0	0	0	0	0	0	0	0	0
10/14	Was-W	1	0	0	0	0	0	0	0	0	0	0	0	0	0
10/29	at Den-W	1	0	0	0	0	0	0	0	0	0	0	0	0	0
11/04	at KC-W	1	0	0	0	0	0	0	0	0	0	0	0	0	0
11/11	Min-W	1	0	0	0	0	0	0	0	0	0	0	0	0	0
11/18	Car-W	1	0	0	0	0	0	0	0	0	0	0	0	0	0
11/22	at Det-W	1	0	2	0	0	0	0	0	0	0	2	0	0	0
11/29	at Dal-L	1	0	0	0	0	0	0	0	0	0	0	0	0	0
12/09	Oak-W	1	0	1	0	0	0	0	0	0	0	0	0	0	0
12/16	at STL-W	1	0	3	0	0	0	0	0	0	0	0	0	0	0
12/23	at Chi-L	1	0	0	0	0	0	0	0	0	0	0	0	0	0
12/30	Det-W	1	1	5	4	1	0	1	22	22	2	2	0	0	0
<b>'07 TOTALS</b>		<b>16</b>	<b>1</b>	<b>11</b>	<b>10</b>	<b>1</b>	<b>0</b>	<b>0</b>	<b>1</b>	<b>222</b>	<b>0</b>	<b>4</b>	<b>0</b>	<b>4</b>	<b>0</b>
01/12	Sea-W	1	0	4	4	0	0	0	0	0	0	1	0	0	0
01/20	NYG-L	1	0	2	2	0	0	0	0	0	0	1	0	0	0
<b>PLAYOFFS</b>		<b>2</b>	<b>0</b>	<b>6</b>	<b>6</b>	<b>0</b>	<b>0</b>	<b>0</b>	<b>0</b>	<b>0</b>	<b>0</b>	<b>2</b>	<b>0</b>	<b>0</b>	<b>0</b>

*\*NFC Divisional Playoff; \*NFC Championship*

## 2008, GREEN BAY

Date	Opp	GP	GS	Tot	So	As	Sk	Yd	Int	Yd	Lg	TD	PD	FF	FR
09/08	Min-W	1	0	2	0	0	0	0	0	0	0	0	0	0	0
09/14	at Det-W	1	1	3	3	0	0	0	0	0	0	0	0	0	0
09/21	Dal-L	1	0	1	0	0	0	0	0	0	0	1	0	0	0
09/28	at TB-L	1	1	2	2	0	0	1	39	39	2	2	0	0	0
10/05	Atl-L	1	1	10	7	3	0	1	0	0	0	1	0	0	0
10/12	at Sea-W	1	1	2	2	0	0	1	15	15	1	1	0	0	0
10/19	Ind-W	1	1	6	6	0	0	0	0	0	0	1	1	0	0
11/02	at Ten-L	1	0	3	3	0	0	0	0	0	0	0	0	0	0
11/09	at Min-L	1	0	0	0	0	0	1	19	19	1	1	0	0	0
11/16	Chi-W	1	0	4	3	1	0	0	0	0	0	2	0	0	0
11/24	at NO-L	1	0	0	0	0	0	0	0	0	0	0	0	0	0
11/30	Car-L	1	1	4	4	0	0	0	0	0	0	0	0	0	1
12/07	Hou-L	1	1	6	4	2	0	1	5	5	3	0	1	0	0
12/14	at Jax-L	1	1	5	4	1	0	0	0	0	0	1	0	0	0
12/22	at Chi-L	1	1	1	1	0	0	0	0	0	0	0	0	0	0
12/28	Det-W	1	0	3	3	0	0	0	0	0	0	1	0	0	0
<b>'08 TOTALS</b>		<b>16</b>	<b>9</b>	<b>52</b>	<b>45</b>	<b>7</b>	<b>0</b>	<b>0</b>	<b>5</b>	<b>78</b>	<b>39</b>	<b>0</b>	<b>14</b>	<b>2</b>	<b>1</b>

## 2009, GREEN BAY

Date	Opp	GP	GS	Tot	So	As	Sk	Yd	Int	Yd	Lg	TD	PD	FF	FR
09/13	Chi-W	1	0	1	1	0	0	1	67	67	0	3	0	0	0
09/20	Cin-L	1	0	1	0	1	0	0	0	0	0	1	0	0	0
09/27	at STL-W	1	0	1	1	0	0	0	0	0	0	1	0	0	0
10/05	at Min-L	1	1	3	3	0	0	0	0	0	0	0	0	0	0
10/18	Det-W	1	0	2	1	1	0	0	0	0	0	1	0	0	0
10/25	at Cle-W	1	0	0	0	0	0	0	0	0	0	0	0	0	0
11/01	Min-L	1	1	6	5	1	0	0	0	0	0	2	0	0	0
11/08	at TB-L	1	1	0	0	0	0	0	0	0	0	0	2	0	0
11/15	Dal-W	1	1	4	2	2	0	0	0	0	0	0	0	0	0
11/22	SF-W	1	0	1	1	0	0	0	0	0	0	2	0	0	0
11/26	at Det-W	1	1	4	3	1	0	1	6	6	1	1	0	0	0
12/07	Bal-W	1	1	3	1	2	0	1	0	0	0	4	0	0	0
12/13	at Chi-W	1	1	4	4	0	1	8	0	0	0	1	0	0	0
12/20	at Pit-L	1	1	4	2	0	0	0	0	0	0	1	0	0	0
12/27	Sea-W	1	1	4	2	2	0	0	0	0	0	1	0	0	0
01/03	at Ari-W	1	1	4	3	1	0	1	21	21	0	2	0	0	0
<b>'09 TOTALS</b>		<b>16</b>	<b>10</b>	<b>42</b>	<b>29</b>	<b>13</b>	<b>1</b>	<b>8</b>	<b>4</b>	<b>94</b>	<b>67</b>	<b>0</b>	<b>22</b>	<b>0</b>	<b>0</b>
01/10	at Ari-L	1	1	6	5	1	0	0	0	0	0	0	0	0	0

*\*NFC Wild Card Playoff*

## 2010, GREEN BAY

Date	Opp	GP	GS	Tot	So	As	Sk	Yd	Int	Yd	Lg	TD	PD	FF	FR
09/12	at Phi-W	1	1	3	2	1	0	0	0	0	0	0	3	0	1
09/19	Buf-W	1	1	4	4	0	0	0	0	0	0	0	0	0	0
09/27	at Chi-L	1	1	7	7	0	1	5	0	0	0	0	0	0	0
10/03	Det-W	1	1	2	2	0	0	0	0	0	0	0	0	3	0
10/10	at Was-L	1	1	2	1	1	0	1	64	64	0	1	0	0	0
10/17	Mia-L	1	1	7	7	0	0	1	0	0	0	1	0	0	0
10/24	Min-W	1	1	4	3	1	0	0	0	0	0	0	1	0	0
10/31	at NYJ-W	1	1	5	5	0	0	1	0	0	0	1	0	0	0
11/07	Dal-W	1	1	6	6	0	0	0	0	0	0	0	0	2	0
11/21	at Min-W	1	1	3	2	1	0	0	1	14	14	2	2	0	0
11/28	at Atl-L	1	1	9	7	2	0	0	0	0	0	0	1	0	0
12/05	SF-W	1	1	2	2	0	0	0	0	0	0	0	0	1	0
12/12	at Det-L	1	1	2	2	0	0	1	0	0	0	2	0	0	0
12/19	at NE-L	1	1	1	1	0	0	0	0	0	0	0	0	0	0
12/26	NYG-W	1	1	2	1	0	0	1	9	9	0	2	0	0	0
01/02	Chi-W	1	1	5	3	2	0	0	0	0	0	0	2	0	0

**'10 TOTALS 16 16 64 55 9 1 5 6 87 64 0 23 1 2**

01/09	at Phi-W	1	1	3	2	1	0	1	9	9	0	3	0	0	0
01/15	at Atl-W	1	1	4	2	2	0	2	70	70	1	2	0	0	0
01/23	at Chi-W	1	1	0	0	0	0	0	0	0	0	0	0	0	0
02/06	Pit-W	1	1	6	3	0	0	0	0	0	0	0	3	0	0
<b>PLAYOFFS</b>		<b>4</b>	<b>4</b>	<b>13</b>	<b>7</b>	<b>6</b>	<b>0</b>	<b>0</b>	<b>3</b>	<b>79</b>	<b>70</b>	<b>1</b>	<b>8</b>	<b>0</b>	<b>0</b>

*\*NFC Wild Card Playoff; \*NFC Divisional Playoff; \*NFC Championship; Super Bowl XLV, North Texas*

## 2011, GREEN BAY

Date	Opp	GP	GS	Tot	So	As	Sk	Yd	Int	Yd	Lg	TD	PD	FF	FR
09/08	NO-W	1	1	4	3	1	0	0	0	0	0	1	0	1	0
09/18	at Car-W							(inactive—shoulder)							
09/25	at Chi-W	1	1	1	1	0	0	0	0	0	0	2	0	0	0
10/02	Den-W	1	1	5	5	0	0	0	0	0	0	0	0	0	0
10/09	at Atl-W	1	1	4	4	0	0	0	0	0	0	2	0	0	0
10/16	STL-W	1	1	7	5	2	0	0	0	0	0	2	0	0	0
10/23	at Min-W	1	1	2	2	0	0	0	0	0	0	2	0	0	0
11/06	at SD-W	1	1	2	1	1	0	0	1	43	43	1	2	0	0
11/14	Min-W	1	1	3	0	3	0	0	1	21	21	0	1	0	0
11/20	TB-W	1	1	9	9	0	0	2	28	28	0	2	0	0	0
11/24	at Det-W	1	1	2	1	1	0	0	0	0	0	3	0	0	0
12/04	at NYG-W	1	1	6	5	1	0	0	0	0	0	1	0	0	0
12/11	Oak-W	1	1	5	4	1	0	0	0	0	0	1	0	0	0
12/18	at KC-L	1	1	3	3	0	0	0	0	0	0	2	0	0	0
12/25	Chi-W	1	1	3	1	2	0	0	0	0	0	1	0	0	0
01/01	Det-W	1	1	9	7	2	0	0	0	0	0	2	0	0	0
<b>'11 TOTALS</b>		<b>15</b>	<b>15</b>	<b>65</b>	<b>51</b>	<b>14</b>	<b>0</b>	<b>0</b>	<b>4</b>	<b>92</b>	<b>43</b>	<b>1</b>	<b>24</b>	<b>0</b>	<b>1</b>
01/15	NYG-L	1	1	6	4	2	0	0	0	0	0	0	0	0	0

*\*NFC Divisional Playoff*

## 2012, GREEN BAY

Date	Opp	GP	GS	Tot	So	As	Sk	Yd	Int	Yd	Lg	TD	PD	FF	FR
09/09	SF-L	1	1	4	4	0	0	0	0	0	0	0	0	0	0
09/13	Chi-W	1	1	4	4	0	0	2	38	38	0	2	0	0	0
09/24	at Sea-L	1	1	2	1	1	0	0	0	0	0</				



# TRAMON WILLIAMS GAME-BY-GAME

## 2013, GREEN BAY

Date	Opp	GP	GS	Tot	So	As	Sk	Yd	Int	Yd	Lg	TD	PD	FF	FR
09/08	at SF-L	1	1	3	2	1	0	0	0	0	0	0	1	0	0
09/15	Was-W	1	1	8	6	2	0	0	0	0	0	0	2	0	0
09/22	at Cin-L	1	1	3	3	0	1	8	0	0	0	0	0	0	0
10/06	Det-W	1	1	8	2	6	0	0	0	0	0	0	2	0	0
10/13	at Bal-W	1	1	4	1	3	0	0	0	0	0	0	0	0	0
10/20	Cle-W	1	1	4	3	1	1	4	0	0	0	0	0	0	0
10/27	at Min-W	1	1	3	3	0	0	0	0	0	0	0	1	0	0
11/04	Chi-L	1	1	6	4	2	0	0	0	0	0	0	2	0	0
11/10	Phi-L	1	1	7	6	1	½	4½	0	0	0	0	0	1	1
11/17	at NYG-L	1	1	8	0	0	0	1	10	10	0	1	0	0	0
11/24	Min-T	1	1	7	4	3	0	0	0	0	0	0	0	0	0
11/28	at Det-L	1	1	4	4	0	0	1	0	0	0	0	1	0	0
12/08	Ati-W	1	1	7	5	2	0	0	0	0	0	0	0	0	0
12/15	at Dal-W	1	1	9	9	0	0	1	0	0	0	0	2	0	0
12/22	Pit-L	1	1	4	3	1	0	0	0	0	0	0	0	0	1
12/29	at Chi-W	1	1	6	5	1	0	0	0	0	0	0	2	1	0
<b>*13 TOTALS</b>	<b>16</b>	<b>16</b>	<b>91</b>	<b>68</b>	<b>23</b>	<b>2½</b>	<b>16½</b>	<b>3</b>	<b>10</b>	<b>10</b>	<b>0</b>	<b>14</b>	<b>2</b>	<b>2</b>	<b>2</b>
01/05	SF-L	1	1	2	2	0	0	1	17	17	0	3	0	0	0

*\*NFC Wild Card Playoff*

## 2014, GREEN BAY

Date	Opp	GP	GS	Tot	So	As	Sk	Yd	Int	Yd	Lg	TD	PD	FF	FR
09/04	at Sea-L	1	1	3	3	0	0	0	0	0	0	0	1	0	0
09/14	NYJ-W	1	1	6	4	2	0	0	1	0	0	0	2	0	0
09/21	at Det-L	1	1	8	7	1	0	0	0	0	0	0	1	0	0
09/28	at Chi-W	1	1	8	4	4	0	0	0	0	0	0	2	0	0
10/02	Min-W	1	1	9	8	1	0	0	0	0	0	0	2	0	0
10/12	at Mia-W	1	1	4	3	1	0	0	0	0	0	0	0	0	0
10/19	Car-W	1	1	2	1	1	0	0	0	0	0	0	1	0	0
10/26	at NO-L	1	1	6	4	2	0	0	0	0	0	0	0	0	1
11/09	Chi-W	1	1	2	2	0	0	0	0	0	0	0	0	0	0
11/16	Phi-W	1	1	6	4	2	0	1	2	2	0	1	0	0	0
11/23	at Min-W	1	1	3	3	0	0	0	0	0	0	0	2	0	0
11/30	NE-W	1	1	9	8	1	0	0	0	0	0	0	0	0	0
12/08	Ati-W	1	1	3	2	1	0	0	0	0	0	0	1	0	0
12/14	at Buf-L	1	1	2	2	0	0	1	0	0	0	0	2	0	0
12/21	at TB-W	1	1	3	3	0	0	0	0	0	0	0	0	0	0
12/28	Det-W	1	1	4	4	0	0	0	0	0	0	0	1	0	0
<b>*14 TOTALS</b>	<b>16</b>	<b>16</b>	<b>78</b>	<b>62</b>	<b>16</b>	<b>0</b>	<b>3</b>	<b>2</b>	<b>2</b>	<b>0</b>	<b>16</b>	<b>0</b>	<b>1</b>	<b>0</b>	<b>1</b>
01/11	Dal-W	1	1	2	1	1	0	0	0	0	0	0	0	0	0
01/18	at Sea-L	1	1	3	3	0	0	0	0	0	0	0	1	0	0
<b>PLAYOFFS</b>	<b>2</b>	<b>2</b>	<b>5</b>	<b>4</b>	<b>1</b>	<b>0</b>	<b>0</b>	<b>0</b>	<b>0</b>	<b>0</b>	<b>0</b>	<b>1</b>	<b>0</b>	<b>0</b>	<b>0</b>

*\*NFC Divisional Playoff; \*NFC Championship*

## 2015, CLEVELAND

Date	Opp	GP	GS	Tot	So	As	Sk	Yd	Int	Yd	Lg	TD	PD	FF	FR
09/13	at NYJ-L	1	1	4	3	1	0	0	0	0	0	0	0	0	0
09/20	Ten-W	1	1	5	4	1	0	0	0	0	0	0	1	0	0
09/27	Oak-L	1	1	5	3	2	0	0	0	0	0	0	1	0	0
10/04	at SD-L	1	1	5	5	0	0	0	0	0	0	0	1	0	0
10/11	at Bal-W	1	1	3	2	1	0	0	0	0	0	0	0	0	0
10/18	Den-L	1	1	6	5	1	0	0	0	0	0	0	1	0	0
10/25	at StL-L	1	1	1	0	1	0	0	0	0	0	0	0	0	0
11/01	Ari-L	1	1	9	6	3	0	0	0	0	0	0	1	0	0
11/05	at Cin-L	1	1	7	6	1	0	0	0	0	0	0	0	0	0
11/15	at Pit-L	1	1	2	2	0	0	0	0	0	0	0	0	0	0
11/30	Bal-L	1	1	4	3	1	0	1	2	2	0	1	0	0	0
12/06	Cin-L	1	1	3	3	0	0	0	0	0	0	0	0	0	0
12/13	SF-W	1	1	7	5	2	0	0	0	0	0	0	2	0	0
12/20	at Sea-L	1	1	5	5	0	0	0	0	0	0	0	1	0	0
12/27	at KC-L	1	1	3	3	0	0	0	0	0	0	0	0	0	0
01/03	Pit-L														
<b>*15 TOTALS</b>	<b>15</b>	<b>15</b>	<b>69</b>	<b>55</b>	<b>14</b>	<b>0</b>	<b>0</b>	<b>1</b>	<b>2</b>	<b>2</b>	<b>0</b>	<b>10</b>	<b>0</b>	<b>0</b>	<b>0</b>

*(inactive — concussion)*

## 2016, CLEVELAND

Date	Opp	GP	GS	Tot	So	As	Sk	Yd	Int	Yd	Lg	TD	PD	FF	FR
09/11	at Phi-L	1	1	2	2	0	0	0	0	0	0	0	0	0	0
09/18	Bal-L	1	0	7	5	2	0	0	0	0	0	0	0	0	0
09/25	at Mia-L	1	1	2	2	0	0	0	0	0	0	0	0	0	0
10/02	at Was-L														
10/09	NE-L														
10/16	at Ten-L	1	0	4	2	2	0	0	1	0	0	0	1	0	0
10/23	at Cin-L	1	1	3	2	1	0	0	0	0	0	0	0	0	0
10/30	NYJ-L	1	0	4	3	1	0	0	0	0	0	0	0	0	0
11/06	Dal-L	1	1	1	1	0	0	0	0	0	0	0	0	1	0
11/10	at Bal-L	1	1	5	4	1	0	0	0	0	0	0	1	0	0
11/20	Pit-L														
11/27	NYG-L														
12/11	Cin-L	1	0	3	3	0	0	0	0	0	0	0	0	0	0
12/18	at Buf-L	1	0	1	1	0	0	0	0	0	0	0	0	0	0
12/24	SD-W	1	1	3	2	1	0	0	0	0	0	0	2	0	0
01/01	at Pit-L	1	1	1	1	0	0	0	0	0	0	0	0	0	0
<b>*16 TOTALS</b>	<b>12</b>	<b>17</b>	<b>36</b>	<b>28</b>	<b>8</b>	<b>0</b>	<b>0</b>	<b>1</b>	<b>0</b>	<b>0</b>	<b>0</b>	<b>5</b>	<b>0</b>	<b>0</b>	<b>0</b>

## 2017, ARIZONA

Date	Opp	GP	GS	Tot	So	As	Sk	Yd	Int	Yd	Lg	TD	PD	FF	FR
09/10	at Det-L	1	0	0	0	0	0	0	0	0	0	0	0	0	0
09/17	at Ind-W	1	0	0	0	0	0	0	0	0	0	0	0	0	0
09/25	Dal-L														
10/01	SF-W														
10/08	at Phi-L														
10/15	TB-W	1	0	1	1	0	0	0	1	0	0	0	1	0	0
10/22	at LAR-L	1	1	10	7	3	0	0	0	0	0	0	0	0	0
11/05	at SF-W	1	1	4	4	0	0	0	0	0	0	0	2	0	0
11/09	Sea-L	1	1	4	4	0	0	0	0	0	0	0	3	0	0
11/19	at Hou-L	1	1	4	4	0	0	0	0	0	0	0	0	0	0
11/26	Jax-W	1	1	3	3	0	0	0	0	0	0	0	1	0	0
12/03	LAR-L	1	1	5	5	0	0	0	0	0	0	0	0	0	0
12/10	Ten-W	1	1	2	2	0	0	0	1	12	12	0	3	0	0
12/17	at Was-L	1	0	2	1	0	0	0	0	0	0	0	1	0	1
12/24	NYG-W	1	1	5	4	1	0	0	0	0	0	0	1	0	0
12/31	at Sea-W	1	1	1	1	0	0	0	0	0	0	0	1	0	0
<b>*17 TOTALS</b>	<b>13</b>	<b>9</b>	<b>41</b>	<b>36</b>	<b>5</b>	<b>0</b>	<b>0</b>	<b>0</b>	<b>2</b>	<b>12</b>	<b>12</b>	<b>0</b>	<b>13</b>	<b>0</b>	<b>1</b>



# DRAFT PICKS AND FREE AGENTS


# Jaire ALEXANDER

# 23

Cornerback  
Louisville

Drafted: First Round

Overall: 18th (Second cornerback selected)



Ht: 5-10 Wt: 196

Born: February 9, 1997

High School

Hometown:

Charlotte, N.C.

## CAREER HIGHLIGHTS:

➤ Selected by the Packers in the first round (No. 18 overall) of the 2018 NFL Draft, a selection acquired from Seattle along with a seventh-round choice (No. 248 overall) in exchange for Green Bay's first-round pick (No. 27 overall, originally obtained from New Orleans), a third-round choice (No. 76 overall) and a sixth-round pick (No. 186 overall).

➤ Became just the third Louisville defensive back in school history to be selected in the first round of the NFL Draft, joining DB Lenny Lyles (1958, No. 11 overall) and S Calvin Pryor (2014, No. 18 overall). Became the first Louisville player to be drafted in the first round by Green Bay.

➤ Played in 31 games with 19 starts during his three seasons with the Cardinals and registered 77 tackles (58 solo), two tackles for a loss, seven interceptions, 22 passes defended, a forced fumble and a fumble recovery.

➤ Posted a 9.9-yard average on 44 punt returns during his collegiate career, highlighted by a 10.5-yard average on 20 returns as a sophomore in '16 that included a 69-yard touchdown return vs. Florida State (Sept. 17).

➤ Was limited to just six games as a junior in 2017 due to a knee injury sustained in the season opener, finishing with 19 tackles (13 solo), an interception and five passes defended.

➤ Earned second-team All-Atlantic Coast Conference recognition as a sophomore in 2016 after posting a team-high five interceptions (tied for No. 11 in the country) along with a career-best 39 tackles (31 solo) and 14 passes defended.

➤ Appeared in 12 games with one start as a true freshman in 2015, posting 19 tackles (14 solo), an interception and three passes defended. Also served as the primary punt returner, posting a 9.7-yard average on 23 returns with five returns of 20-plus yards.

➤ Enrolled at Louisville in January 2015 and was able to participate in spring practice.

➤ Registered 30 tackles and four interceptions as a senior at Rocky River High School (Charlotte, N.C.), adding 68 receptions for 1,123 yards (16.5 avg.) and 18 TDs as a wide receiver.

➤ Earned his degree in criminal justice.

**2017:** Played in six games with five starts, missing four contests due to a knee injury sustained in the season opener vs. Purdue...Recorded 19 tackles (13 solo), a tackle for a loss, an interception and five passes defended...**Vs. Purdue (Sept. 2):** Returned one punt for 6 yards before exiting the game in the second quarter with a knee injury, one that would sideline him for the next four games...**At North Carolina State (Oct. 5):** Returned to action, coming off the bench and registering two tackles (one solo)...**Vs. Virginia (Nov. 11):** Posted four tackles (three solo) and a pass defended...**Vs. Syracuse (Nov. 18):** Registered four tackles (three solo), including a tackle for a loss, along with his first interception of the season and two additional passes defended...**At Kentucky (Nov. 25):** Recorded a season-high six tackles (all solo) and a pass defended.

## AT A GLANCE ...

- Earned second-team All-Atlantic Coast Conference recognition as a sophomore in 2016 after posting a team-high five interceptions (tied for No. 11 in the country) along with a career-best 39 tackles (31 solo) and 14 passes defended.
- Was limited to just six games as a junior in 2017 due to a knee injury sustained in the season opener, finishing with 19 tackles (13 solo), an interception and five passes defended.
- Posted a 9.9-yard average on 44 punt returns during his collegiate career, highlighted by a 10.5-yard average on 20 returns as a sophomore in '16 that included a 69-yard touchdown return vs. Florida State.
- Registered 30 tackles and four interceptions as a senior at Rocky River High School (Charlotte, N.C.), adding 68 receptions for 1,123 yards (16.5 avg.) and 18 TDs as a wide receiver.
- Selected by the Packers in the first round (No. 18 overall) of the 2018 NFL Draft, a selection acquired from Seattle along with a seventh-round choice (No. 248 overall) in exchange for Green Bay's first-round pick (No. 27 overall, originally obtained from New Orleans), a third-round choice (No. 76 overall) and a sixth-round pick (No. 186 overall).
- Became just the third Louisville defensive back in school history to be selected in the first round of the NFL Draft, joining DB Lenny Lyles (1958, No. 11 overall) and S Calvin Pryor (2014, No. 18 overall). Became the first Louisville player to be drafted in the first round by Green Bay.

**2016:** Started all 13 games and earned second-team All-ACC recognition...Was tied for No. 11 in the country with a team-high five interceptions...Recorded a career-high 39 tackles (31 solo) and a career-best 14 passes defended along with a fumble recovery and a forced fumble...Returned 20 punts for 210 yards (10.5 avg.) and a TD...**Vs. Charlotte (Sept. 1):** Posted five tackles (four solo), including a tackle for a loss, in the season opener...**Vs. Florida State (Sept. 17):** Contributed two punt returns of 60-plus yards, including a career-long 69-yard return for a TD in the 63-20 victory over the No. 2-ranked Seminoles. Returned two punts for 130 yards (65.5 avg.) and added three tackles (two solo), a fumble recovery and a pass defended...**At Marshall (Sept. 24):** Registered four tackles (two solo) and two passes defended...**At Clemson (Oct. 1):** Recorded his first career two-INT game as he picked off QB DeShaun Watson twice and added two tackles (both solo) and a forced fumble vs. the No. 5-ranked Tigers...**Vs. Virginia (Nov. 11):** Registered a season-high six tackles (all solo) and matched his career high with two interceptions, returning them for a total of 37 yards.

**2015:** Appeared in 12 games with one start as a true freshman, finishing the season with 19 tackles (14 solo), an interception and three passes defended...Served as the team's primary punt returner, posting 23 returns for 223 yards (9.7 avg.)...Missed one game due to injury...Enrolled in school in January 2015 and participated in spring practice...**Vs. Samford (Sept. 26):** Registered his first career interception and returned it 5 yards. Also returned four punts for 45 yards (11.3 avg.)...**Vs. Boston College (Sept. 24):** Made his first career start, opening the

Community

Admin. &amp; Coaches

Alexander

Draft &amp; Free Agents

2017 Review

Records &amp; History

Lambeau Field

Misc.



game at LCB, and recorded an assisted tackle...**At Kentucky (Nov. 28):** Posted a season-high 50 yards on three punt returns (16.7 avg.), highlighted by a season-long 33-yarder...**Vs. Texas A&M (Music City Bowl, Dec. 30):** Ranked second on the team with a career-high 10 tackles (nine solo) and added a pass defended. Returned three punts for 49 yards (16.3 avg.), including a 32-yard return, in the 27-21 victory.

**HIGH SCHOOL:** Registered 30 tackles and four interceptions at cornerback as a senior at Rocky River High School (Charlotte, N.C.), adding 68 receptions for 1,123 yards (16.5 avg.) and 18 TDs as a wide receiver...Was selected to play in the Shrine Bowl of the Carolinas, competing on the North Carolina squad...Was ranked the fifth-best player in the state of North Carolina by Scout.com and No. 22 by Rivals.com...Also lettered one year in baseball.

**PERSONAL:** Given name Jaire Zakar Alexander... First name is pronounced ji-air...Born in Philadelphia, Pa...Visited hospitals while he was in college...Residence: Charlotte, N.C.



**JAIRE ALEXANDER'S COLLEGE STATISTICS**

Year	School	—Tackles—					Sacks		Interceptions			Fumbles			
		GP	GS	Total	UT	AT	No	Yds	No	Yds	LG	TD	PD	FR	FF
2015	Louisville	12	1	19	14	5	0	0	1	5	5	0	3	0	0
2016	Louisville	13	13	39	31	8	0	0	5	37	25	0	14	1	1
2017	Louisville	6	5	19	13	6	0	0	1	0	0	0	5	0	0
<b>College totals (three years)</b>		<b>.31</b>	<b>19</b>	<b>77</b>	<b>58</b>	<b>19</b>	<b>0</b>	<b>0</b>	<b>7</b>	<b>42</b>	<b>25</b>	<b>0</b>	<b>22</b>	<b>1</b>	<b>1</b>

Tackles for a loss: 1 in 2016, 1 in 2017; College total: 2.  
Punt returns: 23 for 223 (9.7 avg.), 33 long in 2015; 20 for 210 (10.5 avg.), 69t long, one TD in 2016; 1 for 6 in 2017.

**FIRST-ROUND BREAKDOWNS**

By School ...		By Position ...	
Minnesota..... 7	Colorado..... 1	Offensive Backs (29)	Linebackers (10)
Florida State..... 5	Elon..... 1	Quarterback..... 8	
Southern California... 5	Georgia Tech..... 1	Back..... 7	Defensive Backs (12)
Iowa..... 4	Illinois..... 1	Running Back..... 5	Cornerback..... 9
Notre Dame..... 4	Kansas..... 1	Halfback..... 6	Safety..... 2
Michigan State..... 3	Kansas State..... 1	Fullback..... 3	Defensive Back..... 1
Ohio State..... 3	Louisiana State..... 1		
UCLA..... 3	Louisville..... 1	Pass Catchers (8)	Defensive Linemen (13)
Wisconsin..... 3	Marquette..... 1	Wide Receiver..... 5	Defensive End..... 6
Alabama..... 2	Michigan..... 1	Tight End..... 2	Defensive Tackle..... 7
Arizona State..... 2	Mississippi..... 1	End..... 1	
Boston College..... 2	Mississippi State..... 1		Punters (0)
California..... 2	Morris Brown..... 1		Kickers (0)
Clemson..... 2	Nevada..... 1	Offensive Linemen (21)	
Kentucky..... 2	North Carolina..... 1	Tackle..... 13	
Miami (Fla.)..... 2	Oklahoma..... 1	Guard..... 5	
Michigan..... 2	Oregon State..... 1	Center..... 2	
Nebraska..... 2	Pittsburgh..... 1	Center/Guard..... 1	
Penn State..... 2	Richmond..... 1		
Purdue..... 2	San Francisco..... 1		
San Diego State..... 2	South Carolina..... 1		
Texas Tech..... 2	Stanford..... 1		
Arizona..... 1	Tennessee..... 1		
Arkansas..... 1	Texas-El Paso..... 1		
Auburn..... 1	Vanderbilt..... 1		
Baylor..... 1	Villanova..... 1		

Last time first-round pick was ...

1 — 1959	19 — 1998
2 — 1989	20 — 2002
3 — 1958	21 — 2014
4 — 1987	22 — 1982
5 — 2006	23 — 2010
6 — 1981	24 — 2005
7 — 1988	25 — 2004
8 — 1956	26 — 2013
9 — 2009	27 — 2016
10 — 2001	28 — 2012
11 — 1983	29 — 2017
12 — 1984	30 — 2015
13 — 1964	31 — never
14 — 2000	32 — 2011
15 — 1993	
16 — 2007	
17 — never	
18 — 2018	
QB — 2005	DE — 2013
RB — 1987	DT — 2016
FB — 1966	LB — 2012
WR — 2002	CB — 2018
TE — 2000	S — 2014
G — 1994	
T — 2011	P — never
C — 1967	K — never

NOTE—The Packers drafted Tom Bettis (1955) as a guard/linebacker; this chart groups him as a LB, where he saw most of his playing time.




# Josh Jackson

# 37

Cornerback  
Iowa

Drafted: Second Round

Overall: 45th (Fourth cornerback selected)



Ht: 6-0 Wt: 196

Born: April 3, 1996

High School

Hometown:

Corinth, Texas

## CAREER HIGHLIGHTS:

➤ Selected by Green Bay in the second round of the 2018 NFL Draft (No. 45 overall), becoming the highest-selected Hawkeye defensive back since S Bob Sanders in 2004 (Indianapolis Colts, No. 44 overall).

➤ Was the third defensive player the Packers have picked out of Iowa in the past seven drafts (DL Mike Daniels, No. 132 in 2012 / DB Micah Hyde, No. 159 in 2013).

➤ Named a permanent team captain on defense in 2017 and was a consensus first-team All-America as well as first-team All-Big Ten by league coaches and media.

➤ Was the Big Ten Conference Tatum-Woodson Defensive Back of the Year, was a recipient of the Jack Tatum Award, presented by the Touchdown Club of Columbus, and was one of three finalists for 2017 Jim Thorpe Award.

➤ Was one of four recipients of the Hayden Fry Award, given to team members who show exemplary leadership and dedication throughout the year.

➤ Set career highs as a junior in '17 in games started (13), tackles (48), solo tackles (34), passes defended (26, No. 1 nationally), interception return yards (168, No. 2 in the nation) and forced fumbles (one), while his career-best eight interceptions led the nation and tied the single-season school record (Desmond King, 2015; Lou King, 1981; Nile Kinnick, 1939).

➤ Returned two interceptions for touchdowns at Wisconsin in 2017 to tie the school single-game and season records. Is the only player in conference history with two scoring returns on INTs in a Big Ten game.

➤ In 2015, saw action in all 14 games, recording eight tackles (all solo) and two passes defended. Was part of a Hawkeye team that opened the season 12-0 for the first time in school history.

➤ Majored in sports management.

**2017:** Set career highs in games started (13), tackles (48), solo tackles (34), passes defended (26, No. 1 nationally), interception return yards (168, No. 2 in the nation) and forced fumbles (one), while his career-best eight interceptions led the nation and tied the single-season school record (Desmond King, 2015, Lou King, 1981, Nile Kinnick, 1939)...A consensus first-team All-American as well as first-team All-Big Ten by league coaches and media...Was also the Big Ten Conference Tatum-Woodson Defensive Back of the Year, was a recipient of the Jack Tatum Award, presented by the Touchdown Club of Columbus, and was one of three finalists for the Jim Thorpe Award...Named a permanent team captain on defense and one of four recipients of the Hayden Fry Award, given to team members who show exemplary leadership and dedication throughout the year...Averaged 7.2 yards on five punt returns...**Vs. Wyoming (Sept. 2):** Recorded five tackles (three solo) and his first career interception, returning it 41 yards to the Wyoming 39-yard line to set up a 44-yard field goal to put the Hawkeyes up 24-3 early in the fourth quarter...**At Iowa State (Sept. 9):** Recorded a career-best six

## AT A GLANCE ...

- Played in 39 games with 14 starts in three seasons at the University of Iowa, registering 66 tackles (52 solo), 32 passes defended, eight interceptions, a forced fumble and 168 interception return yards with two touchdowns.
- Named a permanent team captain on defense in 2017 and was a consensus first-team All-American as well as first-team All-Big Ten by league's coaches and media.
- Set career highs as a junior in '17 in games started (13), tackles (48), solo tackles (34), passes defended (26, No. 1 in the nation), interception return yards (168, No. 2 in the nation) and forced fumbles (one), while his career-best eight interceptions led the nation and tied the single-season school record.
- Returned two interceptions for touchdowns at Wisconsin in 2017 to tie the school single-game and season records. Is the only player in conference history with two scoring returns on INTs in a Big Ten game.
- Along with football, lettered four times in basketball and three times in track and field at Lake Dallas High School in Corinth, Texas.
- Selected by Green Bay in the second round of the 2018 NFL Draft (No. 45 overall), becoming the highest-selected Hawkeye defensive back since S Bob Sanders in 2004 (Indianapolis Colts, No. 44 overall).

tackles (four solo) along with a shared tackle for a loss and three passes defended...**Vs. North Texas (Sept. 16):** Recorded three tackles (all solo), an interception, three passes defended and a blocked field goal. Also added a career-long 17-yard punt return...**Vs. Minnesota (Oct. 28):** Contributed three tackles (one solo) and four passes defended to a defense that allowed just 281 yards of total offense...**Vs. Ohio State (Nov. 4):** Registered three tackles (all solo) and matched the single-game school record with three interceptions...**At Wisconsin (Nov. 11):** Recorded three tackles (two solo), three passes defended, a forced fumble (recovered by Iowa) and two INTs, returning both for touchdowns (43 and 52 yards). Tied the school single-game and season records with two interceptions returned for TDs. Became the only player in conference history with two scoring returns on INTs in a Big Ten game...**At Nebraska (Nov. 24):** Finished with four tackles (two solo) and a pass defended as part of a defense that allowed just 67 rushing yards and 267 yards of total offense...**Vs. Boston College (PinStripe Bowl, Dec. 27):** Posted a solo tackle and a fourth-quarter interception that came with Iowa holding a seven-point lead with under two minutes to play. Helped the defense allow just 21 net rushing yards and 102 yards of total offense in the second half.

**2016:** Played in 12 games with one start at cornerback, recording 10 tackles (all solo), with one tackle for a loss, along with four passes defended...**At Minnesota (Oct. 8):** Registered a solo tackle, contributing to a defense that allowed just 102 net rushing yards and 268 yards of total offense...**At Purdue (Oct. 15):** Recorded a solo tackle and a pass defended as part of a defense that allowed just 47 net rushing yards...**Vs. Nebraska (Nov. 25):** Forced into full-time duties due to injuries and registered two solo

Community

Admin. &amp; Coaches

Jackson

Draft &amp; Free Agents

2017 Review

Records &amp; History

Lambeau Field

Misc.

tackles and a season-best two passes defended...**Vs. Florida (Outback Bowl, Jan. 2):** Made his first career start and posted a season-best three solo tackles, including a tackle for a loss.

**2015:** Saw action in all 14 games, recording eight tackles (all solo) and two passes defended...Part of a Hawkeye team that opened the season 12-0 for the first time in school history...It was the fifth time in school history that Iowa completed an undefeated regular season and the first time since 1922 (1899, 8-0-1; 1900, 8-0-1; 1921, 7-0; 1922, 7-0)...After spending the spring as a wide receiver, was moved back to cornerback before the season...**Vs. Illinois State (Sept. 5):** Saw the first action of his career, recording a solo tackle as part of a defense that allowed 35 net rushing yards and 231 yards of total offense...**At Iowa State (Sept. 12):** Tallied a season-best two solo tackles as the defense allowed no points and just 66 yards of total offense in the second half...**At Northwestern (Oct. 17):** Registered a pass defended, contributing to a defense that allowed just 51 net rushing yards and 198 yards of total offense.

**2014:** Redshirted.

**HIGH SCHOOL:** Along with football, lettered four times in basketball and three times in track and field at Lake Dallas High School in Corinth, Texas...Was a team captain as a senior while playing both wide receiver and defensive back...Recorded 24 receptions for 485 yards (20.2 avg.) and nine TDs as a senior...Helped his team reach the second round of the state playoffs as a junior...Qualified for the state track meet in the triple jump as a junior.

**PERSONAL:** Given name Joshua Randall Jackson... Nicknames include "Scoota," "Jacko" and "Rando"...Born in Houston, Texas...His father, Paul, was a pitcher and attended spring training with the Los Angeles Dodgers...His dad's cousin, Rodney Milburn, won the gold medal in the 110m hurdles in the 1972 Olympics...His sister, Sophia, runs track at Drake University...Residence: Corinth, Texas.



**JOSH JACKSON'S COLLEGE STATISTICS**

Year	School	—Tackles—					Sacks		Interceptions			Fumbles			
		GP	GS	Total	UT	AT	No	Yds	No	Yds	LG	TD	PD	FR	FF
2015	Iowa	14	0	8	8	0	0	0	0	0	0	2	0	0	
2016	Iowa	12	1	10	10	0	0	0	0	0	0	4	0	0	
2017	Iowa	13	13	48	34	14	0	0	8	168	52t	2	26	0	1
<b>College totals (three years)</b>		<b>.39</b>	<b>14</b>	<b>66</b>	<b>52</b>	<b>14</b>	<b>0</b>	<b>0</b>	<b>8</b>	<b>168</b>	<b>52t</b>	<b>2</b>	<b>32</b>	<b>0</b>	<b>1</b>

Tackles for a loss: 1 in 2016, ½ in 2017; College total: 1½.  
 Punt returns: 5 for 36 (7.2 avg.), 17 long in 2017.  
 Blocked FG vs. North Texas, Sept. 16, 2017.

**THE BONUS CHOICE, 1947-58**

1947	Chicago Bears	Bob Fenimore, Oklahoma A&M	HB
1948	Washington	Harry Gilmer, Alabama	QB
1949	Philadelphia	Chuck Bednarik, Pennsylvania	C
1950	Detroit	Leon Hart, Notre Dame	E
1951	New York Giants	Kyle Rote, Southern Methodist	QB
1952	Los Angeles Rams	Bill Wade, Vanderbilt	HB
1953	San Francisco	Harry Babcock, Georgia	E
1954	Cleveland Browns	Bobby Garrett, Stanford	QB
1955	Baltimore Colts	George Shaw, Oregon	QB
1956	Pittsburgh	Gary Glick, Colorado A&M	DB
1957	<b>Green Bay</b>	<b>Paul Hornung, Notre Dame</b>	<b>HB</b>
1958	Chicago Cardinals	King Hill, Rice	QB

Each NFL club from 1947-58 received by random draw one "bonus choice," the No. 1 overall selection in the draft. That team then forfeited its last-round choice and was eliminated from future draws. In 1957, Green Bay used its bonus to select "Golden Boy" Paul Hornung.



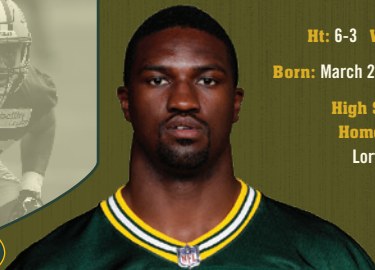

# Oren BURKS

# 42

Linebacker  
Vanderbilt

Drafted: Third Round

Overall: 88th (12th linebacker selected)



Ht: 6-3 Wt: 233

Born: March 21, 1995

High School

Hometown:

Lorton, Va.

## CAREER HIGHLIGHTS:

➤ Selected by the Packers in the third round (No. 88 overall) of the 2018 NFL Draft, a pick obtained from Carolina in exchange for a fourth-round pick (No. 101) and a fifth-round pick (No. 147).

➤ Became the seventh player to be drafted out of Vanderbilt in team history and the second linebacker (Hunter Hillenmeyer, fifth round, 2003) to be selected from the school.

➤ Played in 45 games with 40 starts in four seasons with the Commodores and registered 237 tackles (136 solo), 15½ tackles for a loss, 4½ sacks, five interceptions, 27 passes defended, two forced fumbles and three fumble recoveries.

➤ Was named to the Butkus Award watch list in 2017 and went on to post career highs in tackles (82), solo tackles (45) and tackles for a loss (seven) in his first season at inside linebacker.

➤ Ranked No. 2 on the team as a senior in total tackles and solo tackles and No. 4 on the team in tackles for a loss.

➤ Appeared in all 13 games with 10 starts as a junior at a linebacker/safety hybrid position, finishing with 59 tackles (40 solo), 6½ tackles for a loss and a career-best 3½ sacks.

➤ Played free safety as a sophomore in 2015, starting all 12 games and recording career highs in interceptions (three) and passes defended (nine). Earned third-team All-Southeastern Conference honors from Phil Steele's College Football.

➤ Appeared in eight games with seven starts at safety as a redshirt freshman in 2014, recording 37 tackles (16 solo) and seven passes defended.

➤ Attended South County High School (Lorton, Va.), where he earned first-team all-state honors and was named the district Defensive Player of the Year as a senior after posting 123 tackles, 17 tackles for a loss, 3½ sacks, six forced fumbles and three interceptions.

➤ Earned his degree in human and organizational development.

**2017:** Played in 12 games with 11 starts at inside linebacker, his third straight year at a new position...Posted career highs in tackles (82), solo tackles (45) and tackles for a loss (seven), ranking No. 2 on the team in total tackles and solo tackles and No. 4 in tackles for a loss...Ranked No. 15 in the SEC in total tackles...Added a sack, a fumble recovery, an interception and four passes defended...**Vs. Alabama A&M (Sept. 9):** Posted an interception and four tackles (one solo), including an assisted tackle for a loss...**Vs. Kansas State (Sept. 16):** Registered eight tackles (four solo), including 1½ tackles for a loss...**At Florida (Sept. 30):** Led the team with a career-high 15 tackles (six solo), including 1½ tackles for a loss...**At South Carolina (Oct. 28):** Posted nine tackles (seven solo) and a pass defended...**Vs. Kentucky (Nov. 11):** Recorded 12 tackles (seven solo), a sack and a fumble recovery.

**2016:** Appeared in all 13 games with 10 starts at a line-

## AT A GLANCE ...

- Was named to the Butkus Award watch list in 2017 and went on to post career highs in tackles (82), solo tackles (45) and tackles for a loss (seven) in his first season at inside linebacker.
- Appeared in all 13 games with 10 starts as a junior in 2016 at a linebacker/safety hybrid position, finishing with 59 tackles (40 solo), 6½ tackles for a loss and a career-best 3½ sacks.
- Played free safety as a sophomore in 2015, starting all 12 games and recording career highs in interceptions (three) and passes defended (nine).
- Was a candidate for the Senior CLASS Award in 2017, a finalist for the Wooden Citizenship Cup in 2017 and a member of the Allstate-AFCA Good Works Team in 2016, which honored 12 Division I-A football players from across the country for their commitment to community service. Also served as president of the Vanderbilt Student-Athlete Advisory Committee in 2016-17.
- Attended South County High School (Lorton, Va.), where he earned first-team all-state honors and was named the district Defensive Player of the Year as a senior after posting 123 tackles, 17 tackles for a loss, 3½ sacks, six forced fumbles and three interceptions.
- Selected by the Packers in the third round (No. 88 overall) of the 2018 NFL Draft, the seventh player to be drafted out of Vanderbilt in team history and the second linebacker (Hunter Hillenmeyer, fifth round, 2003) to be selected from the school.

backer/safety hybrid position, recording 59 tackles (40 solo), 6½ tackles for a loss and a career-best 3½ sacks... Added a team-high 6½ QB hurries, a forced fumble, an interception and seven passes defended...**Vs. South Carolina (Sept. 1):** Posted six tackles (five solo), a forced fumble and a pass defended...**Vs. Middle Tennessee (Sept. 10):** Registered four tackles (two solo), a sack, a career-high four passes defended and an interception that he returned 59 yards, a career long...**At Western Kentucky (Sept. 24):** Recorded four tackles (all solo), a sack and a pass defended...**At Missouri (Nov. 12):** Registered eight tackles (seven solo)...**Vs. Tennessee (Nov. 26):** Posted a season-high nine tackles (eight solo), including 1½ tackles for a loss.

**2015:** Started all 12 games at free safety, recording career highs in interceptions (three) and passes defended (nine)...Posted 59 tackles (35 solo), two tackles for a loss, a forced fumble and a fumble recovery...Earned third-team All-SEC recognition from *Phil Steele's College Football*...**Vs. Georgia (Sept. 12):** Posted eight tackles (four solo), a forced fumble, a fumble recovery and two passes defended...**At Ole Miss (Sept. 26):** Registered six tackles (two solo), a tackle for a loss and his first career interception...**Vs. Kentucky (Nov. 14):** Was named the SEC Defensive Player of the Week for his performance, posting a career-high two interceptions, including one he returned 30 yards for a TD in the second quarter...**At Tennessee (Nov. 28):** Posted a season-high nine tackles (eight solo).

**2014:** Appeared in eight games with seven starts at safety as a redshirt freshman, recording 37 tackles (16 solo) and seven passes defended...Was sidelined for four games due to injury...**Vs. Temple (Aug. 28):** Started in his col-

Community

Admin. &amp; Coaches

Burks

Draft &amp; Free Agents

2017 Review

Records &amp; History

Lambeau Field

Misc.



legiate debut, recording six tackles (four solo), a fumble recovery and two passes defended. **.Vs. Ole Miss (Sept. 6):** Registered a season-high seven tackles (three solo) and a pass defended. **.At Mississippi State (Nov. 22):** Matched his season high with seven tackles (three solo).

**HIGH SCHOOL:** Attended South County High School (Lorton, Va.), where he earned first-team all-state honors and was named the district Defensive Player of the Year as a senior after posting 123 tackles, 17 tackles for a loss, 3½ sacks, six forced fumbles and three interceptions. Added three TD catches and four blocked punts for a team that advanced to the second round of the Group 5 playoffs. Was a three-year starter and a two-year captain. As a junior, registered 128 tackles, 22 tackles for a loss, 11 sacks, two INTs and three defensive TDs as the Stallions advanced to the state title game.

**PERSONAL:** Given name Oren Spencer Burks. Born in Alexandria, Va. His cousin, Andrew White, plays for the Atlanta Hawks. Was a candidate for the Senior CLASS Award in 2017, a finalist for the Wooden Citizenship Cup in 2017 and was a member of the Allstate-AFCA Good Works Team in 2016, which honored 12 Division I-A football players from across the country for their commitment to community service. Also served as president of the Vanderbilt Student-Athlete Advisory Council in 2016-17. Was a co-founder of the campus organization REVAMP (Revitalizing and Empowering Vanderbilt's African-American Population). Also served as a volunteer for Project Safe, which

works to prevent sexual assault and dating violence on campus, and Soles4Souls, spearheading the collection of shoes for needy people. Residence: Fairfax Station, Va.



## OREN BURKS' COLLEGE STATISTICS

Year	School	—Tackles—					Sacks		Interceptions				Fumbles		
		GP	GS	Total	UT	AT	No	Yds	No	Yds	LG	TD	PD	FR	FF
2014	Vanderbilt	8	7	37	16	21	0	0	0	0	0	7	1	0	
2015	Vanderbilt	12	12	59	35	24	0	0	3	31	30t	1	9	1	1
2016	Vanderbilt	13	10	59	40	19	3½	17	1	59	59	0	7	0	1
2017	Vanderbilt	12	11	82	45	37	1	4	1	9	9	0	4	1	0
<b>College totals (four years)</b>		<b>.45</b>	<b>40</b>	<b>237</b>	<b>136</b>	<b>101</b>	<b>4½</b>	<b>21</b>	<b>5</b>	<b>99</b>	<b>59</b>	<b>1</b>	<b>27</b>	<b>3</b>	<b>2</b>

Tackles for a loss: 2 in 2015, 6½ in 2016, 7 in 2017; College total: 15½.

## ALL-TIME PACKERS COMPENSATORY SELECTIONS (44)

Year	Rd	Player, Pos., School	Overall	Year	Rd	Player, Pos., School	Overall
1994	3	LeSHON JOHNSON, RB, Northern Illinois (from San Francisco 49ers)	84	2003	6	BRENNAN CURTIN, T, Notre Dame	212
1994	6d	PAUL DUCKWORTH, LB, Connecticut (from San Francisco 49ers)	190	2003	7b	DeANDREW RUBIN, WR/KR, South Florida	253
1996	3b	TYRONE WILLIAMS, CB, Nebraska	93	2003	7c	CARL FORD, WR, Toledo	256
1996	6	MARCO RIVERA, G, Penn State	208	2003	7d	STEVE JOSUE, LB, Carson-Newman	257
1996	7b	KEITH MCKENZIE, LB, Ball State	252	2004	7	SCOTT WELLS, C, Tennessee	251
1997	7c	RONNIE McADA, QB, Army	240	2006	5b	TONY MOLL, T, Nevada	165
1998	6b	MATT HASSELBECK, QB, Boston College	187	2006	7	DAVE TOLLEFSON, DE, Northwest Missouri St.	253
1999	3b	CLETIDUS HUNT, DT, Kentucky State	94	2007	7b	CLARK HARRIS, TE, Rutgers	243
1999	4a	AARON BROOKS, QB, Virginia	131	2008	4b	JOSH SITTON, G, Central Florida	135
1999	4b	JOSH BIDWELL, P, Oregon	133	2010	5b	MARSHALL NEWHOUSE, G/T, Texas Christian	169
1999	6b	SCOTT CURRY, T, Montana	203	2011	4	DAVON HOUSE, CB, New Mexico St.	131
2000	4c	GARY BERRY, S, Ohio State	126	2012	4a	MIKE DANIELS, DT, Iowa	132
2000	7c	CHARLES LEE, WR, Central Florida	242	2012	4b	JERRON McMILLIAN, S, Maine	133
2000	7d	EUGENE McCASLIN, LB, Florida	249	2012	7a	ANDREW DATKO, T, Florida State	241
2000	7e	RONDELL MEALEY, RB, Louisiana State	252	2012	7b	B.J. COLEMAN, QB, UT-Chattanooga	242
2001	6	DAVID MARTIN, TE, Tennessee	198	2013	5b	JOSH BOYD, DE, Mississippi State	167
2002	4	NAJEH DAVENPORT, FB, Miami (Fla.)	135	2014	3b	RICHARD RODGERS, TE, California	98
				2014	5b	JARED ABBREDEIS, WR, Wisconsin	176
				2015	6b	CHRISTIAN RINGO, DT, Louisiana-Lafayette	210
				2015	6c	KENNARD BACKMAN, TE, Alabama-Birmingham	213
				2016	4a	BLAKE MARTINEZ, LB, Stanford	131
				2016	4b	DEAN LOWRY, DE, Northwestern	137
				2017	5b	AARON JONES, RB, Texas-El Paso	182
				2018	4	J'MON MOORE, WR, Missouri	133
				2018	5b	JK SCOTT, P, Alabama	172
				2018	5c	MARQUEZ VALDES-SCANTLING, WR, South Florida	174
				2018	6	EQJUANIMEOUS ST. BROWN, WR, Notre Dame	207

NOTE — The NFL actually has awarded the Packers only 38 such choices, but the team obtained two from San Francisco in 1994, when compensatories could be traded. Starting in 2017, compensatory picks were once again be allowed to be traded.



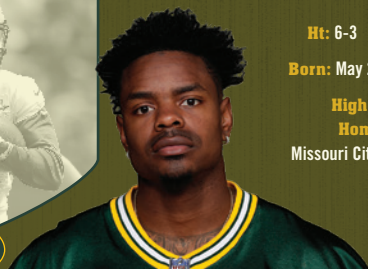
# J'Mon MOORE

# 82

Wide Receiver  
Missouri

Drafted: Fourth Round

Overall: 133rd (15th wide receiver selected)



Ht: 6-3 Wt: 205

Born: May 23, 1995

High School

Hometown:

Missouri City, Texas

## CAREER HIGHLIGHTS:

➤ Selected by Green Bay in the fourth round of the 2018 NFL Draft (No. 133 overall), becoming the highest-drafted wide receiver out of Missouri since Jeremy Maclin in 2009 (Philadelphia Eagles, No. 19 overall).

➤ Is the first player the Packers have drafted from Missouri since C Craig Heimbarger in 1999 (No. 163 overall).

➤ Earned second-team All-Southeastern Conference honors in 2016 (The Associated Press) and 2017 (AP and coaches).

➤ Played in 13 games with 11 starts in 2017, setting career highs in receptions (65), receiving yards (1,082) and receiving touchdowns (10). His 1,012 receiving yards were the fourth most in a single season in school history.

➤ Became just the eighth Mizzou player with more than 1,000 receiving yards after posting 1,012 on 62 receptions (16.3 avg.) as a junior in 2016. His 1,012 yards led the SEC (No. 32 nationally), while his 84.3 receiving yards per game ranked No. 2 in the conference.

➤ Started all 12 games as a sophomore in 2015 and led the team in both receptions (29) and receiving yards (350) while hauling in three TDs (No. 2 on the team).

➤ Saw action in 12 games as a redshirt freshman in 2014 as part of a team that won the SEC Eastern Division for the second consecutive year.

➤ Earned a degree in general studies with a minor in communications.

**2017:** Selected second-team All-SEC by the coaches and AP... Played in 13 games with 11 starts, setting career highs in receptions (65), receiving yards (1,082) and receiving TDs (10)... His 1,082 receiving yards were the fourth most in a single season in school history... Became only the second player (Maclin) in school history to record two 1,000-yard receiving seasons... Ranked No. 2 in the SEC in receiving yards, No. 3 in receiving TDs and No. 4 in receptions... **Vs. Missouri State (Sept. 2):** Recorded four receptions for 187 yards (46.8 avg.) and two TDs, marking his fourth consecutive game with 130-plus yards receiving and seventh overall game of 100-plus yards receiving. Became the first Mizzou player to record four straight games with 130-plus receiving yards since WR Danario Alexander in 2009... **Vs. Idaho (Oct. 21):** Totaled a career-best 11 receptions for 174 yards (15.8 avg.) and a TD... **At UConn (Oct. 28):** Hauled in two touchdowns as part of an eight-reception, 96-yard (12.0 avg.) performance... **At Arkansas (Nov. 24):** Led team with 10 receptions for 160 yards (16.0 avg.) and a TD. His 24-yard TD reception gave Mizzou a three-point lead midway through the fourth quarter... **Vs. Texas (Texas Bowl, Dec. 27):** Registered game highs in both receptions (five) and receiving yards (65).

**2016:** Named second-team All-SEC by AP... Became just the eighth Mizzou player with more than 1,000 receiving yards after posting 1,012 on 62 receptions (16.3 avg.)... His 1,012 yards on the year rank No. 8 in school history... His 1,012 yards led the SEC (No. 32 nationally), while his

## AT A GLANCE ...

- First name is pronounced JAY-mon.
- Named second-team All-Southeastern Conference in 2016 (The Associated Press) and 2017 (AP and coaches).
- Finished his career with nine 100-yard receiving games, the fourth most in school history. His 21 receiving TDs and 2,477 receiving also rank No. 4 in Missouri history.
- Left Mizzou ranked No. 7 in career receptions (158) and caught at least one pass in each of his final 30 collegiate games.
- Over his final two seasons, recorded the fourth-most receiving yards in a single season (1,082 in 2017) and the eighth most (1,012 in 2016), becoming only the second player (WR Jeremy Maclin) in school history to record two 1,000-yard receiving seasons.
- Registered 50 receptions for 1,026 yards (20.5 avg.) and 10 TDs as a senior at Elkins High School in Missouri City, Texas.
- Selected by Green Bay in the fourth round of the 2018 NFL Draft (No. 133 overall), becoming the highest-drafted wide receiver out of Missouri since Maclin in 2009 (Philadelphia Eagles, No. 19 overall).

84.3 receiving yards per game ranked No. 2 in the league and tops among players who played in every game... Opened his season with three 100-yard performances in his first four games and closed the year with three consecutive games with 100-plus yards... **At West Virginia (Sept. 3):** Caught eight passes for 104 yards (13.0 avg.)... **Vs. Georgia (Sept. 17):** Recorded eight receptions for a career-high 196 yards (24.5 avg.) and two TDs, including a then-career-long 79-yarder that gave Mizzou a 20-14 lead in the second quarter. His second TD came early in the third quarter and put the Tigers up, 27-21. It was his first career game with multiple TDs. His 196 yards were the ninth most in a game in program history... **Vs. Delaware State (Sept. 24):** Tallied eight receptions for 114 yards (14.3) and matched a school record with four TD catches... **Vs. Vanderbilt (Nov. 12):** Hauled in eight passes for 138 yards (17.3 avg.) and two TDs, including a career-long 82-yarder... **At Tennessee (Nov. 19):** Recorded a season-high nine receptions for 134 yards (14.9 avg.).

**2015:** Started all 12 games and led the team in both receptions (29) and receiving yards (350) while hauling in three TDs (No. 2 on the team)... Averaged 12.1 yards per catch... **Vs. Southeast Missouri (Sept. 5):** Recorded three receptions for a season-high 74 yards (24.7 avg.), including a 27-yard TD... **Vs. UConn (Sept. 19):** Tallied a season-best six catches for 39 yards (6.5 avg.)... **At Kentucky (Sept. 26):** Posted two receptions for 24 yards (12.0 avg.), including a 17-yard TD to put Mizzou up 7-0 in the first quarter... **Vs. Florida (Oct. 10):** Hauled in a season-long 32-yard pass down to the UF 6-yard line in the first quarter, setting up the Tigers for a field goal to pull within four points of the Gators... **Vs. BYU (Arrowhead Stadium, Kansas City, Nov. 14):** Recorded three receptions for 49 yards (16.3 avg.), including the go-ahead TD early in the fourth quarter. Made an acrobatic catch on a fade route on third-and-goal from the 4-yard line.

Community

Admin. &amp; Coaches

Moore

Draft &amp; Free Agents

2017 Review

Records &amp; History

Lambeau Field

Misc.

**2014:** Saw action in 12 games, recording two receptions for 33 yards (16.5 avg.) with both catches coming vs. Georgia (Oct. 11)...Part of a team that won the SEC Eastern Division for the second consecutive year.

**2013:** Redshirted...Had his year cut short prematurely due to a shoulder injury which required surgery late in the year.

**HIGH SCHOOL:** Along with football, lettered three times in basketball at Elkins High School in Missouri City, Texas...Was ranked No. 77 in Rivals.com's Texas Top 100 and as the No. 73 wide receiver in the class of 2013...Registered 50 receptions for 1,026 yards (20.5 avg.) and 10 TDs as a senior...Hauled in 30 catches for 722 yards (24.1 avg.) and seven scores as a junior in 2011...Along with wide receiver, also played running back, cornerback and linebacker.

**PERSONAL:** Given name J'Mon Milton Moore...First name is pronounced JAY-mon...Nicknamed "Jay"...Born in Houston, Texas...Residence: Houston, Texas.



### J'MON MOORE'S COLLEGE STATISTICS

Year	School	RECEIVING						
		GP	GS	No	Yds	Avg	Lg	TD
2014	Missouri	12	0	2	33	16.5	17	0
2015	Missouri	12	12	29	350	12.1	32	3
2016	Missouri	12	10	62	1,012	16.3	82t	8
2017	Missouri	13	11	65	1,082	16.7	71	10
<b>College totals (four years)</b>		<b>.49</b>	<b>33</b>	<b>158</b>	<b>2,477</b>	<b>15.7</b>	<b>82t</b>	<b>21</b>

Recovered fumble for TD vs. Arkansas, 11/25/16.

### MOST PACKERS SELECTIONS, SEVEN-ROUND ERA (1994-2018)

No	Year	Compensatory Selections	Notable selections
13	2000	4	TE Bubba Franks (1), T Chad Clifton (2), LB Na'il Diggs (4a), DE Kabeer Gbaja-Biamila (5a), T Mark Tauscher (7a)
12	1999	4	CB Mike McKenzie (3a), DT Cletidus Hunt (3b), WR Donald Driver (7b)
	2006	2	LB A.J. Hawk (1), G Daryn Colledge (2a), WR Greg Jennings (2b)
11	2005	0	QB Aaron Rodgers (1), S Nick Collins (2a), LB Brady Poppinga (4b)
	2007	1	WR James Jones (3a), LB Desmond Bishop (6b), K Mason Crosby (6c)
	2013	1	DE Datone Jones (1), RB Eddie Lacy (2), T David Bakhtiari (4a), T JC Tretter (4b), RB Johnathan Franklin (4c)
	2018	4	<b>CB Jaire Alexander (1), CB Josh Jackson (2), LB Oren Burks (3), WR J'Mon Moore (4), G Cole Madison (5a), P JK Scott (5b), WR Marquez Valdes-Scantling (5c), WR Equanimeous St. Brown (6), DL James Looney (7a), LS Hunter Bradley (7b), LB Kendall Donnerson (7c)</b>
10	1995	0	CB Craig Newsome (1), FB William Henderson (3b), LB Brian Williams (3c), WR Antonio Freeman (3d), G Adam Timmerman (7)
	2011	1	T Derek Sherrod (1), WR Randall Cobb (2), RB Alex Green (3)
	2017	1	CB Kevin King (2a), S Josh Jones (2b), DT Montravious Adams (3)

*Brian Gutekunst drafts in bold*

# Cole MADISON

# 61

Guard  
Washington State

Drafted: Fifth Round (a)  
Overall: 138th (24th offensive lineman selected)



HT: 6-5 WT: 308

Born: December 20, 1994

High School

Hometown:

Burien, Wash.

## CAREER HIGHLIGHTS:

➤ Selected by the Packers with the first of three picks in the fifth round (No. 138 overall) of the 2018 NFL Draft, the highest-drafted lineman out of Washington State since T Scott Sanderson was selected in the third round by the Tennessee Oilers in 1997.

➤ Started all 47 games he appeared in for the Cougars at right tackle, tied for the second-most starts in school history.

➤ Was a three-time All-Pacific-12 selection, earning second-team honors as a senior in 2017 and honorable mention as a junior and as a sophomore.

➤ Helped the Cougars rank in the top five in the country in passing offense in all four of his seasons, the lone FBS team to accomplish that feat from 2014-17, including No. 1 rankings in 2014-15.

➤ Started all 13 games as a senior in 2017, earning second-team All-Pac-12 recognition and a team-high four Bone Awards, given to the best offensive lineman following a win.

➤ As a junior in 2016, started all 13 games and helped Washington State set school single-season records for scoring (496 points), total TDs (67) and total yards (6,273).

➤ Opened all 13 games as a sophomore in 2015 and helped the Cougars rank No. 1 in the country in passing yards (389.2 ypg).

➤ Started the first eight games of the season as a redshirt freshman in 2014 as the offense set a single-season school record for passing yards (5,732).

➤ Attended John F. Kennedy Catholic High School in Burien, Wash., where he earned first-team 3A all-state honors from The Associated Press as a senior in 2012.

➤ Earned his degree in social science.

**2017:** Started all 13 games at RT and earned second-team All-Pac-12 honors...Earned a team-high four Bone Awards, receiving the honor for his performances vs. Boise State, vs. Oregon State, at Oregon and at Utah...Helped the Cougars rank No. 2 in the country in passing offense (374.8 ypg), with QB Luke Falk completing 357 of 534 passes (66.9 percent) for 3,593 yards and 30 TDs with 13 INTs...

**vs. Boise State (Sept. 9):** Helped block for Falk and QB Tyler Hilinski as they combined for 433 yards and three TDs on 49-of-67 passing (73.1 percent)...**vs. Nevada (Sept. 23):** Helped the offense rack up 505 total yards, including 478 yards passing and five TD passes from Falk...**vs. Colorado (Oct. 21):** Helped clear the way for the Cougars to rush for a season-high 194 yards on 35 carries (5.5 avg.) in the 28-0 win...**at Arizona (Oct. 28):** Protected Hilinski as he threw for a career-high 509 yards and two TDs on 45-of-61 passing (73.8 percent) as the Cougars registered a season-high 646 yards of offense.

**2016:** Started all 13 contests at RT and earned honorable mention All-Pac-12 recognition...Earned the Bone Award as the team's Offensive Lineman of the Week (vs. UCLA, vs. Arizona, vs. California)...Helped the Cougars set school

## AT A GLANCE ...

- Was a three-time All-Pacific-12 selection, earning second-team honors as a senior in 2017 and honorable mention as a junior and as a sophomore.
- Started all 47 games he appeared in for Washington State at right tackle, tied for the second-most starts in school history.
- Helped the Cougars rank in the top five in the country in passing offense in all four of his seasons, the lone FBS team to accomplish that feat from 2014-17, including No. 1 rankings in 2014-15.
- As a junior in 2016, helped Washington State set school single-season records for scoring (496 points), total TDs (67) and total yards (6,273).
- Attended John F. Kennedy Catholic High School in Burien, Wash., where he earned first-team 3A all-state honors from *The Associated Press* as a senior in 2012.
- Selected by the Packers with the first of three picks in the fifth round (No. 138 overall) of the 2018 NFL Draft, the highest-drafted lineman out of Washington State since T Scott Sanderson was selected in the third round by the Tennessee Oilers in 1997.

single-season records for scoring (496 points), total TDs (67) and total yards (6,273)...Also helped the Cougars rank No. 3 in the country in passing offense (362.5 ypg)... Protected Falk as he ranked No. 4 in the country with 4,468 passing yards and completed 443 of 633 passes (70.0 percent) for 38 TDs (tied school record) and 11 INTs...**at Boise State (Sept. 11):** Blocked for Falk as he threw for 480 yards and four TDs on 55-of-71 passing (77.5 percent)...**vs. Oregon (Oct. 1):** Helped the Cougars rack up 651 yards of total offense, including a season-high 280 rushing yards on 40 carries (7.0 avg.)...**vs. Arizona (Nov. 5):** Part of a line that did not allow a sack and helped the Cougars register 614 yards of offense, highlighted by 474 yards on 47-of-52 passing (90.4 percent) from Falk and Hilinski as WSU posted its highest point total since 1997 and its most ever against a Pac-12 opponent in the 69-7 win...**vs. California (Nov. 12):** Blocked for an offense that posted a season-high 653 yards of offense, including 253 yards rushing on 31 carries (8.2 avg.).

**2015:** Started all 13 games at RT and earned honorable mention All-Pac-12 recognition...Part of a line that helped the Cougars rank No. 1 in the country in passing offense (389.2 ypg)...Blocked for Falk, who ranked No. 5 in the nation in passing yards with 4,561 yards, the second most in a season in school history, and threw a school-record 38 TD passes...**at Rutgers (Sept. 12):** Part of an offense that racked up 559 total yards, highlighted by Falk's 478 yards and four TDs on 47-of-66 passing (71.2 percent)...**at Oregon (Oct. 10):** Protected Falk as he completed 50 of 75 passes (66.7 percent) for 505 yards and five TDs in the 45-38 win...**vs. Oregon State (Oct. 17):** Blocked for Falk as he tied a school record with six TD passes and posted 409 yards on 40-of-52 passing (76.9 percent)...**at Arizona (Oct. 24):** Received the Bone Award as the team's top offensive lineman of the week, helping the Cougars register a season-high 631 yards of offense with Falk recording a season-best 514 yards and five TDs on 47-of-62 passing (75.8 percent).



**2014:** Started the first eight games of the season at RT as a redshirt freshman...Helped the Cougars set NCAA single-season records for the most pass attempts per game (64.3) and the most completions per game (42.5)...Helped the Cougars rank No. 1 in the nation in passing offense (477.7 ypg)...**Vs. Rutgers (Aug. 28):** Made his collegiate debut and his first career start in the season opener against the Scarlet Knights in Seattle, helping to protect QB Connor Halliday as he threw for 532 yards and five TDs on 40-of-56 passing (71.4 percent)...**Vs. Portland State (Sept. 13):** Helped the offense rack up 630 passing yards and 706 yards of offense in the 59-21 win...**Vs. California (Oct. 4):** Blocked for Halliday as he set the single-game NCAA passing record with 734 yards and six TDs on 49-of-70 passing (70.0 pct.), eclipsing the mark of 716 yards posted by Houston QB David Klingler in 1990.

**HIGH SCHOOL:** Attended John F. Kennedy Catholic High School in Burien, Wash., where he earned first-team 3A all-state honors from AP as a senior in 2012...Was a four-year letterwinner...Was named the Defensive Interior Player of the Year and earned first-team All-Seamont League honors as a senior at defensive end and tight end...Was named the Seamont League Offensive Lineman of the Year as a junior in 2011 and earned first-team all-conference honors at both tight end and defensive end...Had 15 receptions for 265 yards (17.7 avg.) and three TDs along with 37 tackles and two sacks...Earned first-team All-Seamont League recognition at defensive tackle and offensive tackle as a sophomore...Also lettered four times in basketball, earning second-team All-Seamont League honors as a sophomore and as a junior.

**PERSONAL:** Given name Cole Joseph Madison... Born in Eugene, Ore. ...Older sister, Alli, played basketball at Alaska-Anchorage and earned honorable mention all-conference honors as a senior in 2014-15...Father, Mark, played basketball at Central Washington...Visited schools and was a pen pal with students at a local grade school while he was in college...Residence: Shelton, Wash.



**COLE MADISON'S COLLEGE GAMES PLAYED/STARTED**

Year	School	GP	GS
2014	Washington State	8	8
2015	Washington State	13	13
2016	Washington State	13	13
2017	Washington State	13	13
<b>College totals (four years)</b>		<b>47</b>	<b>47</b>

**THE COMPENSATORY SYSTEM**

The Packers were awarded four compensatory draft selections from the league in 2018, tied for the most in the NFL. Since the first compensatory picks were awarded in 1994, only Baltimore (49) has received more than the Packers (42).

Under terms of the NFL Collective Bargaining Agreement, a team losing more or better compensatory free agents than it acquires in a year is eligible to receive compensatory draft picks.

The number of picks a team receives equals the net loss of compensatory free agents up to a maximum of four. The 32 compensatory choices announced every February or March supplement the original choices in the seven rounds of the NFL Draft. Compensatory free agents are determined by a formula based on salary, playing time and postseason honors. The formula was developed by the NFL Management Council. Not every free agent lost or signed by a club is covered by this formula.

Teams were previously not allowed to trade compensatory draft picks to be traded again beginning in the 2017 draft.

Because of that clause, the Packers acquired two compensatory choices in 1994 from San Francisco. In other words, Green Bay has actually drafted 44 compensatory players, but the league only has awarded the team 42.

**MOST COMPENSATORY PICKS AWARDED, ALL-TIME (1994-2018) — 780 SELECTIONS**

49	Baltimore	30	Philadelphia	21	Denver	17	Carolina
42	<b>Green Bay</b>		San Francisco		Detroit		Chicago
41	Dallas		Tennessee		Oakland		Houston
35	New England	29	Seattle	20	L.A. Chargers	15	N.Y. Jets
33	L.A. Rams	28	Buffalo		Miami	13	Cleveland
32	Cincinnati	24	Kansas City	19	Atlanta	12	Washington
	Pittsburgh		N.Y. Giants		Jacksonville	10	New Orleans
		22	Arizona		Minnesota		
			Indianapolis		Tampa Bay		



# JK SCOTT

# 6

Punter  
Alabama

Drafted: Fifth Round (b)

Overall: 172nd (Second punter selected)



Ht: 6-6 Wt: 208

Born: October 30, 1995

High School

Hometown:

Denver, Colo.

## CAREER HIGHLIGHTS:

➤ Selected by Green Bay with the second of three picks in the fifth round of the 2018 NFL Draft (No. 172 overall), a compensatory pick awarded to the team. Was one of four punters chosen in the draft, marking the most punters selected in one NFL Draft since four were chosen in 1999.

➤ As a senior, earned second-team All-America honors from the American Football Coaches Association, first-team All-Southeastern Conference honors from the coaches and was named to the conference's second team by The Associated Press.

➤ Had only five of 54 punts returned for a total of 36 yards in 2017, with two of the five returns going for no gain.

➤ Selected as a second-team All-American by Walter Camp, the AFCA and Sports Illustrated, and earned first-team All-SEC honors from the conference coaches and AP in 2016.

➤ Averaged 47.2 yards per punt as a junior to rank No. 3 in the nation and No. 2 in the SEC, and finished No. 2 nationally with seven 60-yard punts.

➤ In 2014, he was chosen first-team All-American by Sporting News, ESPN and USA Today, Freshman All-American by Sporting News and the Football Writers Association of America, and was named first-team All-SEC (AP and league coaches) after leading the nation in average yards per punt (48.0), net yards per punt (44.7) and percentage of punts downed inside the 20-yard line (56.4).

➤ Earned his degree in general business.

**2017:** Earned second-team All-America honors from the AFCA...Selected as a first-team All-SEC honoree by the coaches and was named to second-team all-conference by *The Associated Press*...Was a finalist for the Ray Guy Award, presented annually to the nation's top punter, and for the Senior CLASS Award...Selected as one of the special teams players of the week by the UA coaches five times (Colorado State, Ole Miss, Arkansas, LSU and Mercer)...Had only five punts returned for a total of 36 yards, with two of the five returns going for no gain...Dropped 27 of 54 punts inside the 20-yard line, with only four touchbacks...Forced 27 fair catches for a 50.0 fair-catch percentage...Averaged 43.0 yards per punt and 42.3 net yards per punt...Converted 1 of 3 field goals and 8 of 8 PATs...Registered 45 touchbacks on 99 kickoffs (45.5 pct.)...**Vs. Colorado State (Sept. 16):** Averaged 50.0 yards on two punts, with both resulting in a fair catch inside the 20. Notched a season-long punt of 59 yards. Five of his eight kickoffs went for a touchback...**Vs. Ole Miss (Sept. 30):** Kicked off a career-high 11 times with five touchbacks. Made his first career field goal, connecting from 48 yards out...**Vs. LSU (Nov. 4):** Selected as the Ray Guy Award Punter of the Week and the SEC Special Teams Player of the Week after punting eight times for a 51.6-yard average. Tied a career high with five punts of 50-plus yards. Only one punt was returned by LSU, for a gain of 2 yards. Added three touchbacks on five kickoffs...**At Mississippi State (Nov. 11):** Punted four times for an average of 43.5 yards. Held the Bulldogs to zero combined

## AT A GLANCE ...

- Holds University of Alabama records for career punting yards (11,074), attempts (243) and average yards per punt (45.6).
- Selected to an All-American team in three of his four seasons at Alabama, earning first-team honors in 2014 and second-team honors in '16 and '17.
- Voted first-team All-Southeastern Conference by the coaches three times (2014, 2016-17).
- Served as the punter/kicker at Mullen High School (Denver, Colo.). Rated as the No. 1 punter in the nation by Chris Sailer, who is regarded as one of the top private kicking coaches in the nation.
- Selected by Green Bay with the second of three picks in the fifth round of the 2018 NFL Draft (No. 172 overall), becoming the third Alabama player (S Ha Ha Clinton-Dix, 2014 and RB Eddie Lacy, 2013) selected by the Packers in the last six drafts.
- Was one of four punters chosen in the draft, marking the most punters selected in one NFL draft since four were selected in 1999. Became the first punter drafted out of Alabama since the N.Y. Giants selected Bryne Diehl in the seventh round (No. 225 overall) of the 1995 NFL Draft.

return yards on two attempts...**Vs. Mercer (Nov. 18):** Assumed all kicking duties, punting twice for a 52.5-yard average, kicking off nine times with four touchbacks, and going a perfect 8 of 8 on PATs...**At Auburn (Nov. 25):** Punted four times for an average of 46.0 yards per punt and registered a season-long punt of 64 yards...**Vs. Georgia (BCS National Championship, Jan. 8):** Averaged 47.5 yards on six punts, with three going for 50-plus yards. Forced a pair of fair catches and dropped two inside the 20-yard line. Added five kickoffs with a pair of touchbacks.

**2016:** Selected as a second-team All-American by Walter Camp, the AFCA and *Sports Illustrated*...Earned first-team All-SEC honors from the conference coaches and AP...Averaged 47.2 yards per punt to rank No. 3 in the nation and No. 2 in the SEC...Registered 25 punts of 50-plus yards...Finished No. 2 in the nation with seven 60-yard punts...Named one of the UA coaching staff's special teams players of the week 10 times (USC, Western Kentucky, Kent State, Arkansas, Tennessee, Texas A&M, LSU, Mississippi State, Chattanooga and Washington)...**Vs. USC (Sept. 3, AT&T Stadium, Arlington, Texas):** Averaged 47.0 yards on five punts, including three punts of 50-plus yards. Placed three punts inside the Trojans' 20-yard line, including his game-long 54-yard boot that landed out of bounds at the USC 2-yard line. Also tallied two tackles in the game...**At Arkansas (Oct. 8):** Earned SEC Special Teams Player of the Week honors after punting four times for an average of 51.5 yards per punt, including a season-long-tying 63-yarder. Dropped two punts inside the 20-yard line...**Vs. Texas A&M (Oct. 22):** Averaged 53.5 yards per punt on two punts with a long of 60...**At LSU (Nov. 5):** Averaged 51.6 yards per punt on five punts, the sixth-best punting performance in school history (min. five punts). Four of the five punts were for 50-plus yards with a season long of 66 yards. Placed two punts inside the 20, including one at the Tigers' 3-yard line...**Vs. Washington (Chick-fil-A Peach Bowl, Dec. 31):** Punted eight times for a 45.9-

Community

Admin. &amp; Coaches

Scott

Draft &amp; Free Agents

2017 Review

Records &amp; History

Lambeau Field

Misc.

yard average, forcing two fair catches and dropping three punts inside the 20-yard line...**Vs. Clemson (BCS National Championship, Jan. 9):** Recorded a career-best 10 punts for an average of 45.8 yards, with five landing inside the 20-yard line. Matched his career high with five punts of 50-plus yards.

**2015:** Averaged 44.2 yards on 70 punts with a long of 59 yards...Forced 18 fair catches and pinned 25 punts inside the 20-yard line...Named one of the special teams players of the week by the coaching staff for his efforts against Arkansas and Tennessee...**Vs. Arkansas (Oct. 10):** Recorded four punts with an average of 50.0 yards, including a long of 58 yards. Two punts were for 50-plus yards and two pinned the Razorbacks inside their own 20...**At Texas A&M (Oct. 17):** Recorded a season-best eight punts with an average of 48.3 yards per punt. Set a season high with four 50-plus yard punts...**Vs. Florida (SEC Championship, Dec. 5):** Recorded a season-best 51.2 yards on six punts, including his longest punt of the season (59 yards)...**Vs. Clemson (BCS National Championship, Jan. 11):** Registered seven punts with a 42.4-yard average, landing three punts inside the 20 while forcing five fair catches.

**2014:** Recorded 55 punts, leading the nation in average yards per punt (48.0), net yards per punt (44.7) and percentage of punts downed inside the 20-yard line (56.4)... Chosen first-team All-America by *Sporting News*, ESPN and *USA Today*...Also a Freshman All-America selection by *Sporting News* and the Football Writers Association of America...Named first-team All-SEC (*AP* and league coaches)...Was a finalist for the Ray Guy Award...Recorded 23 punts of more than 50 yards, seven of which were 60-plus yards, with a long of 73 yards...Forced 19 fair catches with five touchbacks...Kicked off 24 times with eight touchbacks...Named one of the Alabama special teams players of the week eight times (West Virginia, Ole Miss, Arkansas, Tennessee, LSU, Mississippi State, Western Carolina and Auburn)...**At Ole Miss (Oct. 4):** Averaged 51.8 yards on six punts with three landing inside the 20-yard line and three over 50 yards...**At Arkansas (Oct. 11):** Named the Ray Guy Award Player of the Week and SEC Special Teams Player of the Week after punting eight times with seven pinned inside the 20. Averaged 44.2 yards per punt while also netting 44.2 yards per punt...**At LSU (Nov. 8):** Averaged 48.6 yards on nine punts, including a 66-yard punt that was downed at the LSU 8-yard line...**Vs. Mississippi State (Nov. 15):** Punted seven times for an average of 45.6 yards with five inside the 20-yard line and three inside the 10-yard line. Was named the SEC Special Teams Player of the Week...**Vs. Ohio State (Sugar Bowl, BCS National Championship Semifinal, Jan. 1):** Averaged a

single-game school-record 55.0 yards per punt with a net of 53.6 yards per punt. Dropped five of seven punts inside the 20-yard line and boomed five punts over 50 yards, including a career-long 73-yarder.

**HIGH SCHOOL:** Served as the punter/kicker in football at Mullen High School in Denver, Colo. ...Rated as the No. 1 punter in the nation and a top-10 placekicker by Chris Sailer, who is regarded as one of the top private kicking coaches in the nation...Ranked as the No. 3 punter nationally and No. 8 placekicker by KohlsKicking.com...Participated in the Semper Fidelis All-American Bowl...Ranked fourth nationally among all punters and placekickers by Rivals.com and the No. 9 prospect in the state of Colorado per Rivals.com...Was rated No. 5 nationally among kickers by ESPN...Rated the No. 6 kicker by 247Sports while ranking as the No. 3 kicker in the 247Composite and the No. 7 prospect in Colorado...Earned All-Colorado honors from the *Denver Post*...Was a 2014 *PrepStar* All-Midlands Region selection...Named to the 2013 Colorado High School Coaches Association Elite Team at kicker...Averaged 43.8 yards per punt as a senior in 2013 and kicked off 44 times, with 43 resulting in touchbacks...Connected on 8 of 15 field goals and 23 of 24 extra points in 2013...As a junior in 2012, averaged 37.7 yards per punt with 23 touchbacks on 34 kickoffs while connecting on 6 of 10 field goals...Played soccer as a freshman.

**PERSONAL:** Given name John Kimball Scott III...Born in Denver, Colo. ...Married, wife's name is Sydney...Father, Kim, set school records as a pole vaulter at Madison West and was the first Wisconsin high school athlete to break the 16' barrier...Kim went on to pole vault at the University of Wisconsin, where he held the indoor and outdoor school records and was a two-time All-American...Sister, Christi, was a five-time Colorado state champion in track and field and a heptathlete at Harvard...Brother, Charlie, is a punter at the Air Force Academy...Residence: Tuscaloosa, Ala.



## JK SCOTT'S COLLEGE STATISTICS

Year	School	G	—Gross—			—Opp—		Net		In			
			No	Yds	Avg	Ret	Yds	Avg	TB	FC	20	LG	Blk
2014	Alabama	13	55	2,640	48.0	83	46.4	5	19	31	73	0	
2015	Alabama	15	70	3,094	44.2	279	40.2	9	18	25	59	1	
2016	Alabama	15	64	3,020	47.2	213	43.9	12	15	25	66	1	
2017	Alabama	14	54	2,320	43.0	36	42.3	4	27	27	64	1	
College totals (four years)		57	243	11,074	45.6	611	43.1	30	79	108	73	3	

Year	KICKOFFS	No	OSK	TB	TB Pct
2014	Alabama	24	0	8	.333
2015	Alabama	1	0	0	.000
2016	Alabama	9	0	4	.444
2017	Alabama	99	0	45	.455
College totals (four years)		133	0	57	.429

Field goals: 0-1 in 2015, 1-3 in 2017; College total: 1-4. Extra points — 1-1 in 2014, 1-1 in 2015, 8-8 in 2017; College total: 10-10.

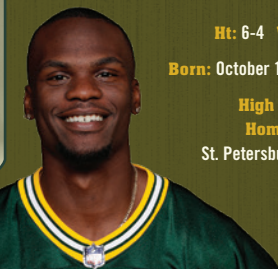
# Marquez VALDES-SCANTLING

# 83

Wide Receiver  
South Florida

Drafted: Fifth Round (c)

Overall: 174th (19th wide receiver selected)



Ht: 6-4 Wt: 206

Born: October 10, 1994

High School

Hometown:

St. Petersburg, Fla.



## CAREER HIGHLIGHTS:

➤ Selected by the Packers with the third of three picks in the fifth round (No. 174 overall) of the 2018 NFL Draft, a compensatory pick awarded to the team. Became just the fourth WR in school history to be drafted out of South Florida.

➤ Played in 25 games with 23 starts in his two seasons at South Florida (2016-17), posting 75 receptions for 1,294 yards (17.3 avg.) and 11 touchdowns.

➤ His average of 17.3 yards per catch was the top mark in school history (min. 70 receptions) and his receiving-yardage total of 1,294 yards ranks No. 10 in school annals despite only playing two seasons for the Bulls. Ranks No. 6 in school history with 11 TD catches.

➤ In two seasons at USF, scored five TDs of 50-plus yards (catches of 95 and 64 yards and 75-yard run in 2017, catches of 77 and 51 yards in 2016).

➤ Scored 12 TDs for the Bulls (11 receiving, one rushing), averaging 40.5 yards on those scoring plays.

➤ Set the USF single-season record with 879 yards on a team-high 53 receptions with six TDs as a senior in 2017.

➤ Set the school mark with a 95-yard TD catch at Connecticut in 2017 and posted the second-most receiving yards in a game in USF history with 186 vs. Houston in 2017.

➤ In his first season at South Florida, was tied for the team lead with five TD receptions as a junior in 2016.

➤ Started his collegiate career at North Carolina State (2013-14), where he played in 23 games with 11 starts and caught 44 passes for 538 yards (12.2 avg.) and a TD.

➤ As a sophomore in 2014, started eight games for the Wolfpack and hauled in 22 passes for 257 yards (11.7 avg.) and a TD.

➤ Was one of just four true freshmen to start a game for the Wolfpack in 2013, finishing the season with 22 receptions for 281 yards (12.8 avg.).

➤ Earned all-state and all-county honors at Lakewood High School (St. Petersburg, Fla.), posting 50 receptions for 800 yards (16.0 avg.) and 14 TDs as a senior.

➤ Earned his degree in communication.

**2017:** Played in 12 games with 10 starts and set the single-season USF record with 879 yards receiving on a team-high 53 catches (16.6 avg.) with six TDs...His receiving-TD total checked in at No. 4 in school single-season history...Registered three 100-yard receiving games in the final five contests of the season...Added eight carries for 108 yards (13.5 avg.) and a TD with two kickoff returns for 39 yards (19.5 avg.)...**At San Jose State (Aug. 26):** Paced the team with six catches for a team-high 91 yards (15.2 avg.)...**Vs. Illinois (Sept. 15):** Led the Bulls with 96 yards and a TD on four receptions (24.0 avg.), hauling in a 17-yard TD pass from QB Quinton Flowers in the third quarter...**At East Carolina (Sept. 30):** Caught a team-high six passes for a team-best 94 yards (15.7 avg.) and a TD and posted a career-high 80 yards rushing on two

## AT A GLANCE ...

- First name is pronounced mar-KWEEZ.
- Posted an average of 17.3 yards per catch on his 75 receptions at South Florida, the top mark in school history (min. 70 receptions).
- Set the school single-season record with 879 yards on a team-high 53 receptions (16.6 avg.) with six touchdowns for the Bulls as a senior in 2017.
- Set the school mark with a 95-yard TD catch at Connecticut in 2017 and posted the second-most receiving yards in a game in USF history with 186 vs. Houston in 2017.
- Ranks No. 10 in school history for career receiving yards (1,294) and No. 6 in TD catches (11) despite only playing two seasons for the Bulls.
- Played his first two seasons at North Carolina State (2013-14), posting 44 receptions for 538 yards (12.2 avg.) and a TD for the Wolfpack.
- Earned all-state and all-county honors at Lakewood High School (St. Petersburg, Fla.), recording 50 receptions for 800 yards (16.0 avg.) and 14 TDs as a senior.
- Selected by the Packers with the third of three picks in the fifth round (No. 174 overall) of the 2018 NFL Draft, becoming just the fourth WR in school history to be drafted out of South Florida.

carries (40.0 avg.), scoring on a career-long 75-yard run in the second quarter...**Vs. Houston (Oct. 28):** Recorded a career-high 186 receiving yards on a career-best 10 catches (18.6 avg.), the second-most receiving yards in a game in USF history...**At Connecticut (Nov. 4):** Became the first player in school history to register back-to-back games with 150-plus receiving yards, finishing with six receptions for 152 yards (25.3 avg.) and a TD. Late in the third quarter, ran an out pattern and made the grab at the USF 15 before racing past several defenders down the right sideline for a 95-yard TD, the longest TD catch in school history...**Vs. Texas Tech (Birmingham Bowl, Dec. 23):** Hauled in three passes for 133 yards (44.3 avg.) in the 38-34 win, highlighted by his 64-yard TD catch in the fourth quarter that put USF up, 31-27.

**2016:** Started all 13 games, ranking No. 5 on the team with 22 catches for 415 yards (18.9 avg.)...His average of 18.9 yards per reception ranks No. 3 in school single-season history (min. 20 rec.)...Was tied for the team lead with five TD receptions...Helped the offense set single-season school records with 77 TDs and 6,650 yards of total offense...**Vs. Towson (Sept. 3):** Caught three passes for 79 yards (26.3 avg.) in his USF debut, including a 51-yard TD grab in the second quarter...**Vs. Northern Illinois (Sept. 10):** Hauled in five passes for 72 yards (14.4 avg.)...**Vs. Connecticut (Oct. 15):** Posted a 26-yard TD reception early in the fourth quarter...**At Temple (Oct. 21):** Scored on a 27-yard catch in the first quarter...**Vs. Navy (Oct. 28):** Registered a TD for the third straight game, hauling in a 16-yard score from Flowers late in the second quarter...**At SMU (Nov. 19):** Posted a 77-yard TD catch on the first play from scrimmage, his longest reception of the season, and finished with a season-high 84 yards receiving on two catches (42.0 avg.).

Community

Admin. &amp; Coaches

Valdes-Scantling

Draft &amp; Free Agents

2017 Review

Records &amp; History

Lambeau Field

Misc.



**2015:** Redshirted after transferring from N.C. State... Won USF's Scout Team Award on offense.

**2014:** Appeared in 13 games with eight starts for the Wolfpack, posting 22 receptions for 257 yards (11.7 avg.) and a TD...**Vs. Old Dominion (Sept. 6):** Posted two catches for 51 yards (25.5 avg.), including a season-long 42-yard grab...**At South Florida (Sept. 13):** Caught three passes for 33 yards (11.0 avg.)...**Vs. Presbyterian (Sept. 20):** Tied for the team lead with a season-high four receptions for 55 yards (13.8 avg.), posting his first career TD catch on an 18-yard grab from QB Jacoby Brissett in the second quarter.

**2013:** Played in 10 games with three starts, one of only four true freshmen to start a game for the Wolfpack on the season... Finished with 22 receptions for 281 yards (12.8 avg.)... Missed three games due to injury... Led the team in receiving after the first two games with 12 catches for 176 yards (14.7 avg.)...**Vs. Louisiana Tech (Aug. 31):** Posted a team-high 87 receiving yards on four catches (21.8 avg.) in his collegiate debut...**Vs. Richmond (Sept. 7):** Led the team with eight catches for a team-high 87 yards (10.9 avg.).

**HIGH SCHOOL:** Earned all-state and all-county honors at Lakewood High School (St. Petersburg, Fla.), posting 50 receptions for 800 yards (16.0 avg.) and 14 TDs as a senior... Was a team captain... Posted 28 catches for 600 yards (21.4 avg.) and six TDs as a junior... Was a teammate of former Vikings WR Rodney Adams, Seahawks LB Shaquem Griffin and Seahawks CB Shaquill Griffin... Helped lead the track team to the 2013 Class 2A state championship... Was part of the 2012 Class 2A state championship 4x400 relay team.

**PERSONAL:** Given name Marquez Reshad Valdes-Scantling... First name is pronounced mar-KWEZ... Born in St. Petersburg, Fla. ... For Christmas in 2017, joined his father, Marcellus, and some friends as they distributed duffel bags filled with blankets, clothing, toiletry items and other supplies to homeless people in Tampa and St. Petersburg... Also did volunteer work with Metropolitan Ministries and Habitat for Humanity... Residence: St. Petersburg, Fla.



## MARQUEZ VALDES-SCANTLING'S COLLEGE STATISTICS

Year	School	GP	GS	RECEIVING					RUSHING				
				No	Yds	Avg	Lg	TD	Att	Yds	Avg	Lg	TD
2013	North Carolina State	10	3	22	281	12.8	28	0	0	0	--	--	0
2014	North Carolina State	13	8	22	257	11.7	42	1	0	0	--	--	0
2016	South Florida	13	13	22	415	18.9	77t	5	2	4	2.0	4	0
2017	South Florida	12	10	53	879	16.6	95t	6	8	108	13.5	75t	1
<b>College totals (four years)</b>		<b>48</b>	<b>34</b>	<b>119</b>	<b>1,832</b>	<b>15.4</b>	<b>95t</b>	<b>12</b>	<b>10</b>	<b>112</b>	<b>11.2</b>	<b>75t</b>	<b>1</b>

Kickoff returns: 2 for 39 (19.5 avg.), 27 long in 2017.

### LOWEST-DRAFTED PACKERS PRO BOWLERS, 1939-2017

Drafted	Player	Pro Bowls
1956 (17, 200)	Bart Starr	4 (1960-62, 66)
1973 (12, 308)	Larry McCarren	2 (1982-83)
1987 (10, 255)	Don Majkowski	1 (1989)
1990 (6, 159)	Bryce Paup	1 (1994)
1992 (6, 157)	Mark Chmura	3 (1995, 97-98)
1994 (5b, 149)	Dorsey Levens	1 (1997)
1995 (5b, 170)	Travis Jervey	1 (1997)
1997 (6, 208)	Marco Rivera	3 (2002-04)
1999 (7b, 213)	Donald Driver	4 (2002, 06-07, 10)
2000 (5a, 149)	Kabeer Gbaja-Biamila	1 (2003)
2002 (5a, 156)	Aaron Kampman	2 (2006-07)
2004 (7, 251)	Scott Wells	1 (2011)

### UNDRAFTED FREE AGENT PACKERS PRO BOWLERS

Name	Pro Bowls	Signed
Clarke Hinkle	2 (1938, 40)	1932
Don Hutson	3 (1940-42)	1935
Carl Mulleneaux	1 (1940)	1938
Willie Wood	7 (1962, 64-67, 69-70)	1960
Bob Brown	1 (1972)	1966
Paul Coffman	3 (1982-84)	1978
Sam Shields	1 (2014)	2010

- Includes players drafted or signed by Green Bay
- Years represent the season in which the player was selected, not the year the game was played. Other than in 1940 and 1942, the Pro Bowl has been played in January and February following the regular season. The first game was played following the 1938 season.
- The list does not include Packers who played in the game following the 1939 season. As the 1939 NFL champion, the Packers played the Pro All-Stars and their entire roster participated.
- Hinkle and Hutson were signed before there was an NFL draft.




# Equanimeous ST. BROWN

# 19

Wide Receiver  
Notre Dame

Drafted: Sixth Round

Overall: 207th (25th wide receiver selected)



Ht: 6-5 Wt: 214

Born: September 30, 1996

High School

Hometown:

Anaheim, Calif.

## CAREER HIGHLIGHTS:

➤ Selected by Green Bay with a compensatory pick in the sixth round of the 2018 NFL Draft (No. 207 overall), making him the second Notre Dame wide receiver to ever be drafted by the Packers (Derrick Mayes, second round, 1996).

➤ Is the first player the Packers have drafted out of Notre Dame since T Brennan Curtin (No. 212 overall) in 2003.

➤ Started all 13 games as a junior, recording team highs in receptions (33) and receiving yards (515) while ranking No. 2 in receiving TDs (four).

➤ Named Notre Dame's Offensive Player of the Year as a sophomore after leading the Irish with 58 receptions for 961 yards (16.5 avg.) and nine TDs.

➤ In 2016, ranked No. 6 in receiving yards, tied for No. 6 in TD receptions and No. 7 in receiving yards per game (80.1) among FBS freshmen and sophomores.

➤ Played in seven games as a true freshman in 2015, recording a reception and blocking a punt before a shoulder injury suffered in practice caused him to miss the final four games.

➤ Majored in management consulting.

**2017:** Started all 13 games, recording team highs in receptions (33) and receiving yards (515) while ranking No. 2 in receiving TDs (four)...Registered seven receptions of 20-plus yards...Was on the Biletnikoff Award watch list...Part of a team that rebounded from a 4-8 campaign in 2016 to post a 10-3 record...**Vs. Temple (Sept. 2):** Opened the season with four receptions for 80 yards (20.0 avg.) and a TD...**Vs. USC (Oct. 21):** Finished with three receptions for 29 yards (9.7 avg.), including a 26-yard TD on ND's first drive of the game...**At Stanford (Nov. 28):** Recorded a season-best 111 receiving yards on five receptions (22.2 avg.) with a TD and a season-long reception of 75 yards.

**2016:** Started in all 12 games and led the team with 58 receptions for 961 yards and nine TDs, which all ranked as the third most by a Notre Dame sophomore...Averaged 16.6 yards per catch and 28.7 yards on nine TD receptions...Ranked No. 6 in receiving yards, tied for No. 6 in TD receptions and No. 7 in receiving yards per game (80.1) among FBS freshmen and sophomores...Ranked among the country's top 50 receivers overall in receiving TDs (t-No. 36), receiving yards per game (No. 41) and receiving yards (No. 45)...Four of his nine TD catches went for at least 29 yards...Registered at least one TD catch in seven of the 12 games...Recorded two multi-receiving-TD games and eclipsed 100 yards receiving in two games...Registered at least one catch of 30-plus yards in six games...Recorded four of the team's six receptions of at least 48 yards...Finished with five of the team's 10 receptions of at least 40 yards...Hauled in 15 receptions of at least 20 yards and 36 of his 58 receptions went for a first down or a TD...On third down, 13 of his 16 receptions went for a first down or a TD...**At Texas**

**2015:** Saw action in seven contests as a true freshman at wide receiver and on special teams...Suffered a season-ending shoulder injury during practice and missed the final four games of the season...**Vs. UMass (Sept. 26):** Recorded only reception of the season for 8 yards...**Vs. USC (Oct. 17):** Blocked a punt that was returned 5 yards for a TD by Amir Carlisle to give the Irish a 21-10 lead in the first quarter. It marked Notre Dame's first blocked punt for a TD since Nov. 13, 2010, vs. Utah.

## AT A GLANCE ...

- First name is pronounced eck-wah-nihm-ee-ous.
- Started 25 of the 32 games he played in over three seasons, catching 92 passes for 1,484 yards (16.1 avg.) and 13 touchdowns.
- Named Notre Dame's Offensive Player of the Year as a sophomore in 2016 after leading the Irish with 58 receptions for 961 yards (16.5 avg.) and nine TDs.
- In 2016, ranked No. 6 in receiving yards, tied for No. 6 in TD receptions and No. 7 in receiving yards per game (80.1) among FBS freshmen and sophomores.
- After attending Orange (Calif.) Lutheran High School as a freshman, transferred to Servite High School in Anaheim, Calif. After his senior season, played in the Under Armour All-American Bowl in St. Petersburg, Fla.
- Selected by Green Bay with a compensatory pick in the sixth round of the 2018 NFL Draft (No. 207 overall), marking the second Notre Dame wide receiver to ever be drafted by the Packers (Derrick Mayes, second round, 1996).

**(Sept. 5):** Recorded five receptions for 75 yards (15.0 avg.) with two TDs in the season opener...**Vs. Duke (Sept. 24):** Totaled 116 yards on six receptions (19.3 avg.) with a TD...**Vs. Syracuse (MetLife Stadium, Oct. 1):** Registered four catches for 182 yards (45.5 avg.) and two TDs, including scoring grabs of 79 and 67 yards from QB DeShone Kizer. Became the first Irish receiver with multiple TD catches of at least 67 yards in a game since WR Michael Floyd in 2009. His average of 45.5 yards per catch was the second-best mark in school history (min. four receptions) behind only Floyd's 47.3-yard average (four catches for 189 yards) vs. Nevada in 2009...**At USC (Nov. 26):** Tallied a career-best seven receptions for 94 yards (13.4 avg.) and a TD.

**2015:** Saw action in seven contests as a true freshman at wide receiver and on special teams...Suffered a season-ending shoulder injury during practice and missed the final four games of the season...**Vs. UMass (Sept. 26):** Recorded only reception of the season for 8 yards...**Vs. USC (Oct. 17):** Blocked a punt that was returned 5 yards for a TD by Amir Carlisle to give the Irish a 21-10 lead in the first quarter. It marked Notre Dame's first blocked punt for a TD since Nov. 13, 2010, vs. Utah.

**HIGH SCHOOL:** After attending Orange (Calif.) Lutheran High School as a freshman, transferred to Servite High School in Anaheim, Calif., where he lettered for three years in football...Listed as the 63rd player nationally by ESPN 300, 71st by Tom Lemming, 84th on PrepStar Top 150 Dream Team, 144th by Rivals.com, 160th by 247Sports and 207th by Scout.com...Recorded 32 receptions for 485 yards (15.2 avg.) and four TDs as a senior wide receiver in 2014...Played in the Under Armour All-American Bowl in St. Petersburg, Fla. ...Hauled in 42 passes for 725 yards (17.3 avg.) and six TDs as a junior in 2013.

Community

Admin. &amp; Coaches

St. Brown

Draft &amp; Free Agents

2017 Review

Records &amp; History

Lambeau Field

Misc.

**PERSONAL:** Given name Equanimeous Tristan Imhotep J. St. Brown...First name is pronounced eck-wah-nih-m-ee-ous...Born in Placentia, Calif. ...Is fluent in English, German and French...His father, John, was a two-time Mr. Universe and three-time Mr. World in weightlifting... His mother, Miriam, was born in Germany... Two younger brothers both play college football, Osiris Adrian Amen-Ra J. St. Brown at Stanford and Amon-Ra Julian Heru J. St. Brown at USC... Residence: Anaheim, Calif.



## EQUANIMEOUS ST. BROWN'S COLLEGE STATISTICS

### RECEIVING

Year	School	GP	GS	No	Yds	Avg	Lg	TD
2015	Notre Dame	7	0	1	8	8.0	8	0
2016	Notre Dame	12	12	58	961	16.6	79t	9
2017	Notre Dame	13	13	33	515	15.6	75	4
<b>College totals (three years)</b>		<b>.32</b>	<b>25</b>	<b>92</b>	<b>1,484</b>	<b>16.1</b>	<b>79t</b>	<b>13</b>

Punt returns: 1 for 18 yards in 2015.  
Blocked punt vs. USC, Oct. 17, 2015.


### PACKERS DRAFT CHOICES BY SCHOOL (1,367 PICKS, 267 SCHOOLS)

Abilene Christian	1	Cincinnati	4	Humboldt State	2	Missouri	11	Philander Smith	1	Tennessee State	2
Alabama	24	Clemson	10	Huron	1	Missouri-Rolla	1	Pittsburgh	14	Texas	10
Alabama A&M	1	Colgate	3	Idaho	4	Missouri Southern St.	1	Portland State	1	Texas A&I	3
Alabama-Birmingham	1	College of Idaho	1	Idaho State	2	Missouri Valley	1	Prairie View	2	Texas A&M	14
Albany	1	Colorado	18	Illinois	16	Montana	2	Presbyterian	2	Texas-Arlington	4
Albion	1	Colorado Mines	1	Illinois State	2	Montana State	1	Purdue	17	Texas Christian	17
Alcorn State	1	Connecticut	3	Indiana	9	Moorhead State	1	Rhode Island	1	Texas-El Paso/Mines	11
American Intl.	3	Cornell	4	Iowa	22	Morgan State	2	Rice	8	Texas Southern	1
Angelo State	1	Cortland State	1	Jackson State	3	Morris Brown	2	Richmond	1	Texas Tech	11
Appalachian State	1	Dartmouth	1	James Madison	1	Muskingum	1	Ripon	2	The Citadel	1
Arizona	6	Dayton	1	John Carroll	1	Navy	2	Rutgers	2	Toledo	4
Arizona State	13	Denver	2	Johnson C. Smith	1	Nebraska	23	St. Ambrose	1	Trinity (Conn.)	1
Arkansas	20	Detroit	1	Kansas	8	Nebraska-Omaha	3	St. Benedict's	1	Trinity (Texas)	3
Arkansas-Pine Bluff	4	Doane	2	Kansas State	3	Nevada	8	St. Cloud State	1	Tulane	15
Arkansas State	5	Drake	5	Kent State	1	New Mexico	2	St. John's (Minn.)	1	Tulsa	11
Arkansas Tech	3	Duke	6	Kentucky	8	New Mexico Highlands	1	St. Mary's (Calif.)	6	Tuskegee	1
Army	1	East Carolina	1	Kentucky State	2	New Mexico State	1	St. Norbert	5	UCLA	17
Auburn	13	East Texas State	2	Lafayette	1	North Carolina	9	St. Olaf	1	Utah	11
Baldwin-Wallace	1	Eastern Kentucky	1	Langston	1	North Carolina A&T	1	St. Vincent	1	Utah State	9
Ball State	2	Eastern Michigan	3	Lawrence	2	North Carolina Central	2	Sacramento State	1	Vanderbilt	7
Baylor	13	Eastern Washington	1	Lewis	1	North Carolina State	4	Saginaw Valley State	1	Villanova	4
Beloit	1	Elon	1	Lewis & Clark	1	North Dakota	1	Sam Houston State	1	Virginia	7
Benedictine	1	Florida	12	Long Beach State	2	North Dakota State	5	San Diego State	11	Virginia Tech	6
Bethune-Cookman	3	Florida A&M	6	Louisiana State	12	Northeastern (Okl.)	1	San Francisco	2	Virginia Union	1
Bishop	1	Florida State	12	Louisiana-Lafayette	4	Northeast Louisiana	1	San Jose State	5	Wake Forest	5
Boise State	2	Fordham	1	Louisiana Tech	2	Northeast Mo. State	1	Santa Clara	4	Washington	16
Boston College	15	Fort Hays State	1	Louisville	8	Northern Colorado	1	South Carolina	18	Washington State	9
Boston University	1	Fresno State	5	Maine	1	Northern Illinois	2	South Dakota	2	Weber State	1
Bowling Green	3	Furman	4	Marquette	5	Northern Iowa	2	South Dakota State	5	West Chester	1
Bradley	2	Gardner-Webb	1	Marshall	1	Northern Michigan	3	Southeast Missouri	1	Western Kentucky	1
Bridgeport	1	Georgetown	2	Maryland	12	North Texas State	3	Southern	5	Western Michigan	4
Brigham Young	5	Georgia	16	Maryland State	1	Northwest Missouri St.	1	Southern California	4	West Texas State	2
Bucknell	2	Georgia Tech	14	Massachusetts	2	Northwestern	16	Southern Methodist	19	West Virginia	5
Buffalo	1	Gonzaga	4	McNeese State	2	Northwestern (La.) St.	2	Southern Mississippi	8	Wichita	3
California	12	Grambling State	6	Memphis	8	Northwestern Okla. St.	1	South Florida	4	William & Mary	3
Cal Poly-S.L.Obispo	2	Grand Valley State	1	Mesa State	1	Notre Dame	28	Southwest J.C.	1	Willamette	1
Cal State-Los Angeles	1	Gustavus Adolphus	1	Miami (Fla.)	9	Ohio State	24	Southwest Texas St.	1	Wisconsin	39
Carson-Newman	1	Hardin-Simmons	3	Miami (Ohio)	3	Oklahoma	22	Springfield	2	Wisconsin-Eau Claire	1
Case Western Reserve	1	Hawaii	1	Michigan	27	Oklahoma State	8	Stanford	12	Wisconsin-La Crosse	1
Catawba	1	Heidelberg	1	Michigan State	15	Oregon	9	Stephen F. Austin	2	Wisconsin-Stevens Pt.	2
Central Connecticut St.	1	Hillsdale	3	Millikin	1	Oregon State	9	Syracuse	6	Wyoming	1
Central Florida	2	Holy Cross	7	Milwaukee Teachers	1	Ottawa (Kan.)	1	Temple	1	Xavier	2
Central Michigan	3	Houston	6	<b>Minnesota</b>	<b>41</b>	Pacific	5	Tennessee	13		
Central Missouri State	2	Howard	1	Mississippi	9	Parsons	1	Tennessee A&I	1		
Central (Okl.) State	1	Howard Payne	2	Mississippi State	10	Penn State	12	Tenn.-Chattanooga	3		

# James LOONEY

# 99

Defensive Lineman  
California



Ht: 6-3 Wt: 287

Born: May 15, 1995

High School

Hometown:

Lake Worth, Fla.

Drafted: Seventh round (a)

Overall: 232nd (40th defensive lineman selected)

## CAREER HIGHLIGHTS:

➤ Selected by the Packers with the first of three choices in the seventh round (No. 232 overall) of the 2018 NFL Draft, the first defensive lineman ever drafted by Green Bay from the University of California and only the second defensive player selected from the school by the Packers (LB Desmond Bishop, 2007).

➤ Played in all 36 games with 35 starts in his three seasons at Cal, recording 130 tackles (56 solo), 20½ tackles for a loss, eight sacks, three fumble recoveries and two forced fumbles.

➤ Earned honorable mention All-Pacific-12 recognition in both of his final two seasons at Cal and was on the watch list for the Bronko Nagurski Trophy as a senior in 2017.

➤ Was named Cal's Bear Backers Defensive MVP in 2016 and 2017.

➤ Was tied for the team lead with a career-high 9½ tackles for a loss in 2017 and matched his career best with 3½ sacks.

➤ Registered a career-best 54 tackles (21 solo) as a junior in 2016, including eight tackles for a loss and a career-high 3½ sacks.

➤ Appeared in 12 games with 11 starts as a sophomore in 2015 in his first season with the Golden Bears, ranking second on the defensive line with 35 tackles (16 solo).

➤ Began his college career at Wake Forest, appearing in six games as a true freshman in 2013 before transferring to Cal.

➤ Earned first-team Class 7A all-state honors from The Associated Press on the offensive line as a senior at Lake Worth (Fla.) High School.

➤ Earned his degree in American studies.

**2017:** Started all 12 games, earning honorable mention All-Pac-12 recognition from the league's coaches...Was named Cal's Bear Backers MVP on defense...Registered 41 tackles (19 solo), a career-high 9½ tackles for a loss (tied for the team lead), 3½ sacks (tied his career high), two fumble recoveries, a forced fumble and three quarterback hurries...Had at least one tackle for a loss in six of the final seven games...Was one of only five players on the team and three on defense to start all 12 contests for the Golden Bears...**At North Carolina (Sept. 2):** Posted four tackles (all assisted), a tackle for a loss and a half-sack...**Vs. Weber State (Sept. 9):** Registered five tackles (four solo), a tackle for a loss and a fumble recovery...**At Washington (Oct. 7):** Recorded four tackles (three solo), a tackle for a loss and a forced fumble...**Vs. Washington State (Oct. 13):** Posted a career-best 1½ sacks and a career-high-tying two tackles for a loss...**Vs. Arizona (Oct. 21):** Registered a season-high six tackles (three solo), including a tackle for a loss...**At Colorado (Oct. 28):** Recorded three tackles (all solo) and a sack.

**2016:** Started all 12 games and earned honorable mention All-Pac-12 recognition from the league's coaches...

## AT A GLANCE ...

- Earned honorable mention All-Pacific-12 recognition in both of his final two seasons at the University of California and was on the watch list for the Bronko Nagurski Trophy as a senior in 2017.
- Was tied for the team lead with a career-high 9½ tackles for a loss in 2017 and matched his career best with 3½ sacks.
- Registered a career-best 54 tackles (21 solo) as a junior in 2016, including eight tackles for a loss and a career-high 3½ sacks.
- Began his college career at Wake Forest, appearing in six games as a true freshman in 2013 before transferring to Cal.
- Earned first-team Class 7A all-state honors from *The Associated Press* on the offensive line as a senior at Lake Worth (Fla.) High School.
- Selected by the Packers with the first of three choices in the seventh round (No. 232 overall) of the 2018 NFL Draft, the first defensive lineman ever drafted by Green Bay from the University of California and only the second defensive player selected from the school by the Packers (LB Desmond Bishop, 2007).

Was named Cal's Bear Backers MVP on defense and picked up the Brick Muller Award as the team's most valuable lineman...Registered a career-high 54 tackles (21 solo), eight tackles for a loss, a career-best 3½ sacks, a fumble recovery and two QB hurries...Ranked second on the team in tackles for a loss, tied for second in sacks and tied for first in QB hurries...**At San Diego State (Sept. 10):** Registered three tackles (two solo) and a sack...**Vs. Texas (Sept. 17):** Posted a career-high nine tackles (two solo) and the first forced fumble of his career...**Vs. Utah (Oct. 1):** Recorded eight tackles (one solo), including a stop on the final play when he brought down RB Zack Moss at the Cal 1-yard line to keep the Utes out of the end zone and preserve a 28-23 victory for the Golden Bears. Earlier in the fourth quarter, teamed with DT Tony Mekari to stop Moss for a 1-yard loss on a fourth-and-1 from the Cal 10...**Vs. Oregon (Oct. 21):** Posted six tackles (four solo), including a career-high two tackles for a loss and a sack...**At Southern Cal (Oct. 27):** Recorded four tackles (one solo) and a fumble recovery that he returned 25 yards to the USC 22 to set up a TD for the Golden Bears...**Vs. Stanford (Nov. 19):** Registered six tackles (one solo), including a tackle for a loss.

**2015:** Appeared in 12 games with 11 starts in his first season at Cal, recording 35 tackles (16 solo), three tackles for a loss, a sack, a pass defended and a fumble recovery...Ranked second on the defensive line in tackles...**Vs. San Diego State (Sept. 12):** Posted three tackles (one solo), including a tackle for a loss...**Vs. Washington State (Oct. 3):** Registered three tackles (one solo), a sack and a fumble recovery...**At Utah (Oct. 10):** Posted a season-best eight tackles (six solo)...**Vs. Arizona State (Nov. 28):** Recorded four tackles (one solo), including a shared tackle for a loss, and a pass defended.

**2014:** Redshirted at Cal after transferring from Wake Forest.

Community

Admin. &amp; Coaches

Looney

Draft &amp; Free Agents

2017 Review

Records &amp; History

Lambeau Field

Misc.



**2013:** Played in six games in reserve duty as a true freshman for the Demon Deacons, posting three tackles (all assisted), a half-sack and a fumble recovery.

**HIGH SCHOOL:** Started all four seasons on the offensive line and the final 2½ seasons on the defensive line at Lake Worth (Fla.) High School...Earned first-team Class 7A all-state honors from AP on the offensive line as a senior... Was a two-time first-team All-Palm Beach County selection on the offensive line...Was a member of the *Sun Sentinel* Super 11 following his senior campaign on both offense and defense...Registered 60 tackles and two sacks on defense as a junior, appearing on about half of the snaps... Also was a four-year letterwinner in track and field, participating in the shot put and discus.

**PERSONAL:** Given name Kendall James Thomas Looney...Nickname is "Looney Tunes"...Born in Palm Beach, Fla. ...Older brother, Joe, is an offensive lineman with the Dallas Cowboys and was drafted by the San Francisco 49ers in the fourth round of the 2012 NFL Draft out of Wake Forest...Helped rebuild homes and painted churches and houses while he was in college...Residence: Lake Worth, Fla.



## JAMES LOONEY'S COLLEGE STATISTICS

Year	School	—Tackles—					Sacks		Interceptions				Fumbles		
		GP	GS	Total	UT	AT	No	Yds	No	Yds	LG	TD	PD	FR	FF
2013	Wake Forest	6	0	3	0	3	½	2	0	0	0	0	0	1	0
2015	California	12	11	35	16	19	1	4	0	0	0	0	1	1	0
2016	California	12	12	54	21	33	3½	22	0	0	0	0	0	1	1
2017	California	12	12	41	19	22	3½	22	0	0	0	0	0	2	1
<b>College totals (four years)</b>		<b>.42</b>	<b>35</b>	<b>133</b>	<b>56</b>	<b>77</b>	<b>8½</b>	<b>50</b>	<b>0</b>	<b>0</b>	<b>0</b>	<b>0</b>	<b>1</b>	<b>5</b>	<b>2</b>

Tackles for a loss: ½ in 2013, 3 in 2015, 8 in 2016, 9½ in 2017; College total: 21.

## LAMBEAU'S TWIN FLAGS

The twin American flags above Lambeau Field enter their 15th season in 2018. The impressively sized flags, 15 feet by 25 feet, were raised May 28, 2004, on Memorial Day weekend that year.

Located on top of the stadium's indoor club seats on the north end of the facility, the flags are the culmination of the desire to improve Lambeau Field's honoring of America, an effort first discussed in Fall 2003, at the end of the stadium's 32-month renovation.

"Once the Lambeau Field redevelopment project was complete and we had our first games in the stadium, we realized the old flag and flagpole appeared a bit small compared to the larger size of the new facility," said Packers then-CEO Bob Harlan.

"We needed something more prominent to appropriately honor our country and decided to upgrade that component of the stadium. We also heard from a few fans that they had trouble locating the flag during the anthem, so this will definitely help in that area, too.

"The new, larger flags are a great way to honor America and the timing worked out for it to be done for Memorial Day weekend."

The flags are positioned atop 72-foot-high flagpoles which are stationed on top of the northeast and northwest corners of the stadium, above the club seats. All told, the flags are flying at 180 feet above ground.

Once the plans were set, the team worked with Kocken and Associates, of De Pere, Wis., on the design and engineering of the project. A major challenge of the design was ensuring both the structure and the flagpoles themselves could withstand the extreme wind load from the two large flags at that height.

Physical preparation for the new flagpoles began months prior with structural work, including reinforcing the area above the ceiling and on the roof with additional steel and concrete to support the extra load.

The two flags fly 24 hours a day, seven days a week, and are illuminated by spotlights at night.





# Hunter BRADLEY

# 43

Long Snapper  
Mississippi State

Drafted: Seventh Round (b)

Overall: 239th (Only long snapper selected)



Ht: 6-3 Wt: 241

Born: May 21, 1994

High School

Hometown:

Collierville, Tenn.

## CAREER HIGHLIGHTS:

➤ Selected by Green Bay with the second of three seventh-round picks (No. 239 overall) in the 2018 NFL Draft, marking the fourth consecutive draft where a long snapper was selected (Colin Holba, sixth round, Pittsburgh, 2017 / Jimmy Landes, sixth round, Detroit, 2016 / Joe Cardona, fifth round, New England, 2015).

➤ Played in 41 career games, registered four special teams tackles and served as the primary long snapper since Week 2 of the 2015 season.

➤ Finished his college career appearing in 38 consecutive games.

➤ Named to the Southeastern Conference Academic Honor Roll in 2017.

➤ Earned a scholarship in the fall of 2016.

➤ Participated in the 2018 East-West Shrine Game.

➤ Saw his first career action as a sophomore, appearing in three games on special teams.

➤ The Bulldogs went to a bowl game all six seasons he was at MSU.

➤ Part of teams that registered a nine-win season three times in the past four years after just six nine-win seasons in the previous 114-year history of the program.

➤ Earned his degree in kinesiology in May 2017.

**2017:** Played in all 13 games after being granted a sixth year of eligibility by the NCAA...Served as the primary long snapper and completed every snap...Snapped for walk-on kicker Jace Christmann, who was named to the SEC All-Freshman team...Part of a punt unit that gave up 4.78 yards per return, No. 3 in the SEC.

**2016:** Saw action in all 13 games...Served as the primary long snapper and completed every snap...Part of a punt team that allowed nine returns, the second fewest in the SEC.

**2015:** Appeared in the final 12 games of the season, taking over the role of primary long snapper after Winston Chapman suffered a season-ending injury vs. LSU (Sept. 12)...Recorded three special teams tackles on the season...Member of a field-goal unit that converted 78.9 percent of attempts (15-19), No. 4 in the SEC...Snapped for a punt team that gave up 10 returns, tied with South Carolina for the second fewest in the conference.

## AT A GLANCE ...

- Played in 41 career games, serving as the primary long snapper for Mississippi State since Week 2 of the 2015 season.
- Participated in the 2018 East-West Shrine Game.
- The Bulldogs went to a bowl game all six seasons he was at MSU.
- Entered college as a tight end, but suffered two knee injuries in his first two years and moved to long snapper.
- Lettered in football for three years at Collierville (Tenn.) High School and was voted the top tight-end prospect in the state by Rivals.com.
- Selected by Green Bay in the seventh round of the 2018 NFL Draft with the No. 239 overall selection, marking the fourth consecutive draft where a long snapper was selected (Colin Holba, sixth round, Pittsburgh, 2017 / Jimmy Landes, sixth round, Detroit, 2016 / Joe Cardona, fifth round, New England, 2015). Prior to 2015, a long snapper was last chosen in the draft in 2008 (Tyler Schmitt, sixth round, Seattle).
- Became the 10th player drafted by the Packers out of Mississippi State and the first since DE Josh Boyd (fifth round) in 2013.

**2014:** Saw the first action of his career, appearing on special teams in three games...**At LSU (Sept. 20):** Recorded a special teams tackle.

**2013:** Did not see any action in games, but was a valuable member of the scout team...Tore his ACL in the second practice of the spring.

**2012:** Joined the team as a preferred walk-on in the fall and redshirted...Tore his ACL in the second practice of fall camp.

**HIGH SCHOOL:** Lettered in football for three years at Collierville (Tenn.) High School...Played tight end, defensive end and long snapper...Voted the top tight-end prospect in the state of Tennessee by Rivals.com...Named to the Rivals.com preseason All-Memphis Team and TN-Varsity.com first-team preseason all-state as a tight end...In July prior to his senior year, tore his ACL and missed his entire senior campaign...Helped the team to a 7-5 overall record as a junior, including a 4-3 mark in 3A District 15 action...Part of an offense that eclipsed the 30-point plateau in five games...Helped the Dragons to the second round of the Tennessee High School 6A state playoffs with a 16-12 victory against Dickson County in the opening round...As a sophomore, played in nine games, recording five receptions for 91 yards (18.2 avg.)...As a sophomore, tallied 25 tackles with a sack, an interception and a forced fumble.

## ROOKIES VS. FIRST-YEAR PLAYERS

Rookies are players in their first year of pro football who have not been on another pro football team's roster for any regular-season or postseason games. First-year players are those who have played in other pro sports leagues (Arena Football League, etc.), have participated in previous NFL training camps, or have been on an NFL team's active, inactive or reserve list fewer than six games.

The rule originated when Lawrence McCutcheon, drafted by the Los Angeles Rams in 1972, played only three games his "rookie" season, then rushed for 1,097 yards in 1973. Today, due to McCutcheon and because rosters began expanding around the 1970 NFL-AFL merger (reserve lists formalized, etc.), that year is considered the beginning of the rookie rule. So today, for records purposes, the Packers use 1970 as a separator. From 1921-69, anyone who had yet to play three league games was generally considered a rookie.

Community

Admin. &amp; Coaches

Bradley

Draft &amp; Free Agents

2017 Review

Records &amp; History

Lambeau Field

Misc.

**PERSONAL:** Given name Hunter Austin Bradley... Born in Memphis, Tenn. ...Father, Mike, is an assistant football coach and head softball coach at Collierville High School and played offensive line and long snapper at Delta State University, where he was a captain in 1983 and was named to the All-Gulf South Conference and Academic All-Gulf South Conference teams...Residence: Memphis, Tenn.



### HUNTER BRADLEY'S COLLEGE GAMES PLAYED/STARTED

Year	School	GP	GS
2014	Mississippi State	3	0
2015	Mississippi State	12	0
2016	Mississippi State	13	0
2017	Mississippi State	13	0
<b>College totals (four years)</b>		<b>41</b>	<b>0</b>

*Special teams tackles: 1 in 2014, 3 in 2015;*

*College total: 4.*

### PACKERS IN THE COLLEGE ALL-STAR GAME

- From 1934-73 and 1975-76, the NFL participated in what was called the College All-Star Game. It kicked off the league's preseason, but it was the most popular game in pro football for many years.
- Chicago's Soldier Field, even when the Bears were playing at Wrigley Field, served as the game's stage for all but two years. Dyche Stadium in Evanston, Ill., was the site in 1943 and '44. An NFL labor dispute forced cancellation of the 1974 game.
- The Packers played in the game eight times and benefited greatly from the exposure, especially in the Curly Lambeau era. When the Packers and All-Stars drew 84,560 for the 1937 game, the Packers had never played before more than 37,000 fans in an NFL regular-season game. They appeared in the game that summer by virtue of winning the 1936 NFL Championship Game, which drew a crowd of 29,545.

- Up until the time he died in 1965, Lambeau said the Packers' victory in the 1940 College All-Star Game was the biggest of his coaching career. "Maybe this sounds funny for me to say, but I believe pro football, all of pro football, turned the corner in that game," Lambeau said shortly before his death. As coach of the Packers, Lambeau won six NFL championships.

### PACKERS VS. COLLEGE ALL-STARS (6-2)

(All games at Soldier Field, Chicago)

Year	Result	Attendance
1937	All-Stars 6, Packers 0	84,560
1940	Packers 45, All-Stars 28	84,567
1945	Packers 19, All-Stars 7	92,753
1962	Packers 42, All-Stars 20	65,000
1963	All-Stars 20, Packers 17	65,000
1966	Packers 38, All-Stars 0	72,000
1967	Packers 27, All-Stars 0	70,934
1968	Packers 34, All-Stars 17	69,917


# Kendall DONNERSON

# 91

Linebacker  
Southeast Missouri

Drafted: Seventh round (c)

Overall: 248th (38th linebacker selected)



Ht: 6-3 Wt: 249

Born: April 22, 1996

High School

Hometown:

Maumelle, Ark.

## CAREER HIGHLIGHTS:

➤ Selected by the Packers with the third of three choices in the seventh round (No. 248 overall) of the 2018 NFL Draft, a pick obtained from Seattle along with a first-round pick (No. 18 overall) in exchange for Green Bay's first-round pick (No. 27, from New Orleans), a third-round pick (No. 76) and a sixth-round pick (No. 186).

➤ Became the first player to be drafted out of Southeast Missouri since C Eugene Amamo in 2004 (Tennessee, seventh round). Is the only player to be drafted by the Packers from the school.

➤ Played in all 45 games with 21 starts in four seasons with the Redhawks and registered 144 tackles (84 solo), 34½ tackles for a loss, 12 sacks, an interception, nine passes defended, six forced fumbles and a fumble recovery.

➤ Finished his college career ranked No. 3 in school history in tackles for a loss (34½) and No. 4 in sacks (12).

➤ Earned first-team All-Ohio Valley Conference honors as a senior in 2017 after posting career highs in tackles (53), tackles for a loss (13½) and sacks (six). Ranked second on the team in tackles for a loss and third in tackles and sacks.

➤ Ranked No. 4 in the OVC in tackles for a loss and was tied for second in the conference in forced fumbles (three) in 2017.

➤ As a junior in 2016, ranked second in the conference with a team-high 13 tackles for a loss in his first season as a starter.

➤ Played in 11 games as a sophomore in 2015 and posted 32 tackles (18 solo), six tackles for a loss, a sack, two passes defended, a forced fumble and a fumble recovery.

➤ Appeared in all 12 games as a true freshman in 2014 and registered nine tackles (five solo), two tackles for a loss and a sack.

➤ Attended Maumelle (Ark.) High School, where he earned first-team all-state honors both of his final two seasons. Registered 120 tackles and 25 sacks as a senior in 2013.

➤ Earned his degree in recreation.

**2017:** Started all 11 games, earning first-team All-OVC recognition after posting career highs in tackles (53), solo tackles (36), tackles for a loss (13½) and sacks (six)... Ranked second on the team in tackles for a loss and third in tackles and sacks... Ranked fourth in the conference in tackles for a loss and was tied for second with a career-best three forced fumbles... Added his first career interception, a career-best five passes defended and six QB hurries...

**At Dayton (Sept. 9):** Matched his career high with three tackles for a loss, finishing with seven tackles (six solo) and a sack... **Vs. Southern Illinois (Sept. 16):** Posted his first career interception, picking off QB Sam Straub in the fourth quarter and returning it 5 yards. Added two solo tackles, including a tackle for a loss, and a forced fumble...

**At Eastern Illinois (Sept. 23):** Registered a career-best 12 tackles (seven solo), a tackle for a loss and a pass defended... **Vs. Tennessee Tech (Oct. 14):** Posted a sack and a forced fumble for the second straight game... **Vs.**

## AT A GLANCE ...

- Finished his college career ranked No. 3 in school history in tackles for a loss (34½) and No. 4 in sacks (12).
- Earned first-team All-Ohio Valley Conference honors as a senior in 2017 after posting career highs in tackles (53), tackles for a loss (13½) and sacks (six). Ranked second on the team in tackles for a loss and third in tackles and sacks.
- Ranked No. 4 in the OVC in tackles for a loss and was tied for second in the conference in forced fumbles (three) in 2017.
- As a junior in 2016, ranked second in the conference with a team-high 13 tackles for a loss in his first season as a starter.
- Attended Maumelle (Ark.) High School, where he earned first-team all-state honors both of his final two seasons. Registered 120 tackles and 25 sacks as a senior in 2013.
- Became the first player to be drafted out of Southeast Missouri since C Eugene Amamo in 2004 (Tennessee, seventh round). Is the only player to be drafted by the Packers from the school.
- Selected by the Packers with the third of three choices in the seventh round (No. 248 overall) of the 2018 NFL Draft, a pick obtained from Seattle along with a first-round pick (No. 18 overall) in exchange for Green Bay's first-round pick (No. 27, from New Orleans), a third-round pick (No. 76) and a sixth-round pick (No. 186).

**Murray State (Nov. 18):** Finished his college career with a career-best two sacks and matched his career high with three tackles for a loss in his seven-tackle performance (all solo).

**2016:** Appeared in all 11 games with 10 starts in his first season as a starter... Ranked second in the conference with a team-high 13 tackles for a loss... Posted 50 tackles (25 solo), four sacks, two passes defended, a forced fumble and a team-best seven QB hurries... Shared the team's top linebacker award with Roper Garrett... **At Southern Illinois (Sept. 10):** Posted a season-high 1½ sacks, finishing with six tackles (four solo)... **Vs. Indiana State (Sept. 17):** Recorded a season-best nine tackles (five solo), including a career-high three tackles for a loss, a sack and a forced fumble... **At Eastern Kentucky (Oct. 8):** Registered six tackles (four solo), including two tackles for a loss, his fourth straight game with two-plus tackles for a loss.

**2015:** Played in all 11 contests and registered 32 tackles (18 solo), six tackles for a loss, a sack, two passes defended, a QB hurry, two forced fumbles and a fumble recovery... Was tied for first on the team with the two forced fumbles... **Vs. Southern Illinois (Sept. 12):** Posted a season-high seven tackles (six solo), including a season-best two tackles for a loss, a sack and a QB hurry... **At Eastern Illinois (Oct. 10):** Registered four tackles (one solo), a tackle for a loss and a pass defended... **Vs. UT Martin (Nov. 21):** Recovered a fumble and posted three tackles (all solo) and a pass defended in the season finale.

**2014:** Appeared in all 12 contests as a true freshman, recording nine tackles (five solo), two tackles for a loss, a sack and four QB hurries... **At UT Martin (Sept. 27):** Registered three tackles (one solo), 1½ tackles for a loss

Community

Admin. &amp; Coaches

Donnerston

Draft &amp; Free Agents

2017 Review

Records &amp; History

Lambeau Field

Misc.

and a half-sack...**Vs. Austin Peay (Nov. 15):** Recorded two tackles (one solo), a half-sack and a season-high three QB hurries.

**HIGH SCHOOL:** Attended Maumelle (Ark.) High School, where he was a two-time all-state performer and a three-time all-conference selection as an OLB/DE...Was a two-time team Most Valuable Player honoree...Registered 120 tackles, 25 sacks and two fumble recoveries as a senior in 2013...Was nominated to play in the Arkansas High School All-Star Game...Recorded 100 tackles and 20 sacks as a junior...Earned all-conference recognition in basketball as a junior and as a senior, averaging 11.7 points per game over his final two seasons.

**PERSONAL:** Given name Kendall Reshad Donner-son...Nickname is "KD"...Born in Maumelle, Ark. ...As- sisted with flood-relief efforts in 2017 in Cape Girardeau, Mo. ...Residence: Maumelle, Ark.



**KENDALL DONNERSON'S COLLEGE STATISTICS**

Year	School	—Tackles—					Sacks		Interceptions				Fumbles		
		GP	GS	Total	UT	AT	No	Yds	No	Yds	LG	TD	PD	FR	FF
2014	Southeast Missouri	.12	0	9	5	4	1	4	0	0	0	0	0	0	0
2015	Southeast Missouri	.11	0	32	18	14	1	12	0	0	0	0	2	1	2
2016	Southeast Missouri	.11	10	50	25	25	4	30	0	0	0	0	2	0	1
2017	Southeast Missouri	.11	11	53	36	17	6	39	1	5	5	0	4	0	3
<b>College totals (four years)</b>		<b>.45</b>	<b>21</b>	<b>144</b>	<b>84</b>	<b>60</b>	<b>12</b>	<b>85</b>	<b>1</b>	<b>5</b>	<b>5</b>	<b>0</b>	<b>8</b>	<b>1</b>	<b>6</b>

Tackles for a loss: 2 in 2014, 6 in 2015, 13 in 2016, 13½ in 2017; College total: 34½.

**PACKERS DRAFT SELECTION ORDER, ALL-TIME**

Note – The selection number and rotation is based on the original draft order, pursuant to the previous season's standing of clubs. The actual selection number in any round may be affected by bonus choices, supplemental choices, compensatory choices, forfeiture of choices, passes in the selection order, and the exercise of a selection in a previous year's Supplemental Draft.

1936	7th	1966	alternated 13th-14th	1995	alternated 22nd-21st-20th-
1937	9th	1967	25th		19th-18th-17th
1938	7th	1968	26th	1996	alternated 27th-26th
1939	9th	1969	12th	1997	30th
1940	9th	1970	alternated 16th-15th	1998	29th
1941	alternated 6th-7th	1971	alternated 12th-11th-10th	1999	alternated 25th-26th
1942	9th	1972	alternated 7th-8th	2000*	alternated 14th-13th-12th-
1943	8th	1973	alternated 21st-20th-22nd		20th-19th-18th-17th
1944	6th	1974	12th	2001	alternated 17th-16th-19th-18th
1945	11th	1975	alternated 9th-10th	2002	alternated 28th-27th
1946	6th	1976	alternated 8th-11th-10th-9th	2003	alternated 29th-30th
1947	alternated 5th-7th-6th	1977	alternated 9th-11th-10th	2004	alternated 25th-24th-23rd-
1948	6th	1978	6th		22nd-21st-20th
1949	Rds 1-3: 4th	1979	alternated 15th-16th	2005	alternated 24th-26th-25th
	Rds 4-25: alternated 3rd-2nd	1980	alternated 4th-6th-5th	2006	alternated 5th-4th-3rd-7th-6th
1950	3rd	1981	alternated 6th-7th	2007	alternated 16th, 15th, 14th
1951	alternated 3rd-2nd-1st	1982	alternated 14th-13th-16th-15th		13th, 20th, 19th, 18th
1952	alternated 3rd-2nd	1983	20th	2008	alternated 30th, 29th, 28th
1953	6th	1984	alternated 12th-11th-16th-	2009	9th
1954	2nd		15th-14th-13th	2010	23rd
1955	4th	1985	alternated 14th-13th-15th	2011	32nd
1956	7th	1986	alternated 15th-14th-17th-16th	2012	28th
1957	Rds 1-4: alternated 3rd-5th-4th	1987	alternated 4th-3rd-5th	2013	alternated 26th, 25th
	Rds 5-30: alternated 3rd-2nd	1988	7th	2014	21st
1958	Rds 1-4: 2nd	1989	alternated 2nd-3rd	2015	30th
	Rds 5-30: alternated 2nd-1st	1990	alternated 21st-23rd-2nd	2016	27th
1959	1st	1991	alternated 9th-8th-7th-12th-	2017	29th
1960	5th		11th-10th	2018	14th
1961	12th	1992	alternated 5th-7th-6th		
1962	14th	1993	alternated 15th-17th-16th		
1963	14th	1994	alternated 20th-19th-18th-		
1964	13th		17th-16th		
1965	10th				

\*Packers part of nine-way tie for 12th-20th



## GREEN BAY'S 93 FIRST-ROUND DRAFT CHOICES

Year	Overall	Name	Pos.	School	Year	Overall	Name	Pos.	School
1936	7	Russ Letlow	G	San Francisco	1977	9	Mike Butler	DE	Kansas
1937	9	Ed Jankowski	B	Wisconsin	28	Ezra Johnson	DE	Morris Brown	
1938	7	Cecil Isbell	B	Purdue	1978	6	James Lofton	WR	Stanford
1939	9	Larry Buhler	B	Minnesota	26	John Anderson	LB	Michigan	
1940	9	Hal Van Every	B	Minnesota	1979	15	Eddie Lee Ivery	RB	Georgia Tech
1941	7	George Paskvan	B	Wisconsin	1980	4	Bruce Clark	DT	Penn State
1942	9	Urban Odson	T	Minnesota	26	George Cumbly	LB	Oklahoma	
1943	8	Dick Wildung	T	Minnesota	1981	6	Rich Campbell	QB	California
1944	7	Merv Pregulman	G	Michigan	1982	22	Ron Hallstrom	G	Iowa
1945	11	Walt Schlinkman	FB	Texas Tech	1983	11	Tim Lewis	CB	Pittsburgh
1946	6	John Strzykalski	B	Marquette	1984	12	Alphonso Carreker	DE	Florida State
1947	6	Ernie Case	QB	UCLA	1985	7	Ken Ruetgers	T	Southern Cal.
1948	7	Earl (Jug) Girard	B	Wisconsin	1986	14	<i>(dealt to San Diego in Mossy Cade trade)</i>		
1949	5	Stan Heath	QB	Nevada	1987	4	Brent Fullwood	RB	Auburn
1950	4	Clayton Tonnmaker	C	Minnesota	1988	7	Sterling Sharpe	WR	South Carolina
1951	5	Bob Gain	T	Kentucky	1989	2	Tony Mandarich	T	Michigan State
1952	4	Babe Parilli	QB	Kentucky	1990	18	Tony Bennett	LB	Mississippi
1953	7	Al Carmichael	HB	Southern Cal.	1991	19	Darrell Thompson	RB	Minnesota
1954	3	Art Hunter	T	Notre Dame	1991	19	Vinnie Clark	CB	Ohio State
	4	Veryl Switzer	HB	Kansas State	1992	5	Terrell Buckley	CB	Florida State
1955	5	Tom Bettis	G/LB	Purdue	1993	15	Wayne Simmons	LB	Clemson
1956	8	Jack Losch	HB	Miami (Fla.)	29	George Teague	S	Alabama	
1957	1	Paul Hornung	HB	Notre Dame	1994	16	Aaron Taylor	G	Notre Dame
	4	Ron Kramer	E	Michigan	1995	32	Craig Newsome	CB	Arizona State
1958	3	Dan Currie	C	Michigan State	1996	27	John Michels	T	Southern Cal.
1959	1	Randy Duncan	QB	Iowa	1997	30	Ross Verba	T	Iowa
1960	5	Tom Moore	HB	Vanderbilt	1998	19	Vonnie Holliday	DT	North Carolina
1961	12	Herb Adderley	DB	Michigan State	1999	25	Antuan Edwards	CB	Clemson
1962	14	Earl Gros	FB	Louisiana State	2000	14	Bubba Franks	TE	Miami (Fla.)
1963	14	Dave Robinson	DE	Penn State	2001	10	Jamal Reynolds	DE	Florida State
1964	13	Lloyd Voss	T	Nebraska	2002	20	Javon Walker	WR	Florida State
1965	7	Donny Anderson	HB	Texas Tech	2003	29	Nick Barnett	LB	Oregon State
	10	Lawrence Elkins	WR	Baylor	2004	25	Ahmad Carroll	CB	Arkansas
1966	9	Jim Grabowski	FB	Illinois	2005	24	Aaron Rodgers	QB	California
	13	Gale Gillingham	T	Minnesota	2006	5	A.J. Hawk	LB	Ohio State
1967	9	Bob Hyland	C/G	Boston College	2007	16	Justin Harrell	DT	Tennessee
	25	Don Horn	QB	San Diego State	2008	30	<i>(dealt to N.Y. Jets in draft-day trade)</i>		
1968	5	Fred Carr	LB	Texas-El Paso	2009	9	B.J. Raji	NT	Boston College
	26	Bill Lueck	G	Arizona	26	Clay Matthews	LB	Southern Cal.	
1969	12	Rich Moore	DT	Villanova	2010	23	Bryan Bulaga	T	Iowa
1970	2	Mike McCoy	DT	Notre Dame	2011	32	Derek Sherrod	T	Mississippi State
	16	Rich McGeorge	TE	Elon	2012	28	Nick Perry	LB	Southern Cal.
1971	9	John Brockington	RB	Ohio State	2013	26	Datone Jones	DE	UCLA
1972	7	Willie Buchanon	CB	San Diego State	2014	21	Ha Ha Clinton-Dix	S	Alabama
	11	Jerry Tagge	QB	Nebraska	2015	30	Damarious Randall	CB	Arizona State
1973	21	Barry Smith	WR	Florida State	2016	27	Kenny Clark	DT	UCLA
1974	12	Barty Smith	RB	Richmond	2017	29	<i>(dealt to Cleveland in draft-day trade)</i>		
1975	9	<i>(dealt to L.A. Rams in John Hadl trade)</i>			2018	18	Jaire Alexander	CB	Louisville
1976	23	Mark Koncar	T	Colorado					



FIRST-ROUND SELECTIONS

Community

Admin. & Coaches

Veterans

First-Round Selections

2017 Review

Records & History

Lambeau Field

Misc.



# 79 KOFI AMICHIA

G, 6-3, 304, 7/29/94  
First Year, South Florida

Selected by Green Bay in the sixth round of the 2017 NFL Draft with the No. 212 overall selection...

Spent the 2017 season on the Packers' practice squad... Started the final 28 games of his collegiate career, with 26 starts coming at left tackle and two at right tackle... Named first-team All-American Athletic Conference as a senior in 2016 after starting all 13 games at LT and being part of an offense that set school records with 77 touchdowns, 47 rushing TDs (second in the FBS), 3,714 rushing yards and 6,650 yards of total offense... Finished his college career on a team that won a school-record 11 games in 2016 and ended the season ranked No. 19 in *The Associated Press* poll, marking the first time in program history that USF appeared in the final season rankings... Blocked for QB Quinton Flowers, who was named 2016 American Athletic Conference Offensive Player of the Year... Helped the offense rack up 658 total yards, the fourth-highest total in school history, vs. Northern Illinois (Sept. 10)... Part of a line that paved the way for three players to rush for 100-plus yards vs. Navy (Oct. 28) in the same game, the first time in program history that the Bulls accomplished that feat... Helped block for Flowers, who recorded 210 yards and three TDs on 20 carries (10.5 avg.) at Memphis (Nov. 12), while the team set a program single-game high with 416 rushing yards on 50 carries (8.3 avg.), and its 679 yards of total offense ranked No. 2 in school history... As a junior in 2015, started all 13 games at LT and was a member of an offensive line that led the AAC in fewest sacks allowed in conference games (1.12 per game)... Blocked for RB Marlon Mack, who earned first-team all-conference honors by leading the AAC in rushing and setting a then-USF single-season record with 1,381 yards... Part of a line that blocked for five rushing TDs, including three by Flowers, to tie for the most in a single game by a quarterback in school history, vs. SMU (Oct. 24)... Helped clear the way for Mack to rush for 230 yards and two TDs on 21 carries (11.0 avg.) as part of the victory over No. 21-ranked Temple (Nov. 14), marking the first USF victory over a ranked team at Raymond James Stadium since 2009... Blocked for a rushing attack that set season highs in rushing yards (355) and yards per rush (6.8 avg.) vs. Cincinnati (Nov. 20)... Saw action in four games, with two starts at RT, as a sophomore in 2014... Made his first career start at Memphis (Nov. 22) and blocked for a passing attack that set season highs in passing yards (301), completions (27) and attempts (46)... Did not see any playing time as a redshirt freshman in 2013... Earned his degree in information technology... Lettered in football for three years at McEachern High School in Powder Springs, Ga. ... Part of teams that compiled a 30-5 record and won two region titles during his three seasons... Visited a children's hospital and elementary schools while in college... Parents, Joe and Esther Amichia, are both natives of Ghana... Name is pronounced KOE-fee uh-MEE-chee-uh... Lives in Riverdale, Ga. ... Given name Kofi Kaku Amichia... The name Kofi means born on Friday... Born in East Point, Ga.



# 49 PARRIS BENNETT

LB, 6-0, 233, 2/15/96  
Rookie, Syracuse

Signed by Green Bay as an undrafted free agent on May 4, 2018... Played in 40 games with

32 starts for the Orange, including 24 in a row to complete his career... Finished his time at Syracuse with 273 total tackles (159 solo), two sacks, four forced fumbles, two interceptions and five passes defended... Was the first Syracuse player since 1999 to record 100-plus tackles in consecutive seasons (2016-17)... Was voted second-team All-Atlantic Coast Conference as a senior in 2017... Started all 12 games, leading the team in tackles for the second consecutive year with 115 tackles (68 solo)... Also finished the season with a career-high 11 tackles for a loss, two sacks, one forced fumble and two passes defended... Earned ACC Linebacker of the Week honors after posting 12 tackles (eight solo) and a pass defended, as well as taking down RB Darrel Williams for a safety in the third quarter at LSU (Sept. 23)... The following week at North Carolina State (Sept. 30), led the team with 13 tackles (six solo) and a forced fumble... Followed that effort with a season-high 14 tackles (nine solo) vs. Pittsburgh (Oct. 7)... In Syracuse's upset win vs. No. 2 Clemson (Oct. 13), tallied nine tackles (six solo), including the first sack of his career... In the final game of his career, led the Orange while tying a season high with 14 tackles (nine solo) and a sack vs. Boston College (Nov. 25)... Started all 12 games for the first time in his career as a junior in 2016... Was an All-ACC honorable mention selection by the media after posting a team-high 110 tackles (56 solo), three forced fumbles and an interception... His 14 tackles (seven solo) tied for the Syracuse lead at Connecticut (Sept. 24), and also added two passes defended... The following week in the New York College Classic vs. Notre Dame (Oct. 1) at MetLife Stadium, posted a career-best 17 tackles (two solo), the most by a Syracuse defender since 2004... Intercepted his first pass of the season at Boston College (Oct. 22) while also leading the team with 11 tackles (five solo)... Started all eight games in which he played as a sophomore in 2015, recording 44 tackles (32 solo) and an interception... Despite missing the final four games due to injury, finished third on the team in tackles... Led the Orange with eight tackles (five solo) and picked off the first pass of his career vs. Wake Forest (Sept. 12)... In an overtime win the following week vs. Central Michigan (Sept. 19), recovered the first fumble of his career while pacing the team with 10 tackles (nine solo)... Posted a season-high 13 tackles (seven solo) in a triple-overtime matchup at Virginia (Oct. 17)... Played in eight games as a true freshman in 2014, tallying four tackles (three solo)... Made his collegiate debut vs. Villanova (Aug. 29)... Had a season-high three tackles (two solo) at Wake Forest (Oct. 18)... Majored in communication and rhetorical studies... Attended University of Detroit (Mich.) Jesuit High School, lettering all four years in football as a linebacker, safety and wide receiver... Was a two-time all-metro selection as a junior and senior... Finished his career with 139 tackles and a forced fumble in addition to 14 interceptions for 239 yards (17.1 avg.) and two TDs on offense... Also lettered one year in basketball... Lives in Detroit, Mich. ... Given name Parris Domanick Bennett Jr.; born in Detroit, Mich.

OTHER FREE AGENTS/  
FIRST-YEAR PLAYERS  
Community  
Admin &  
Coaches  
Veterans  
OFA/First-Year  
Players  
2017  
Review  
Records &  
History  
Lambeau  
Field  
Misc.



# 34 JOEL BOUAGNON

*RB, 6-2, 230, 3/28/95*  
*First Year, Northern Illinois*

Signed by Green Bay on Jan. 10, 2018...Originally signed by Chicago as an undrafted free agent on May 11, 2017...Was released by the Bears on Aug. 9, 2017...Finished his four-year career at Northern Illinois ranked in the top 10 in school history in carries (600), rushing touchdowns (31) and total TDs (34)...Rushed for 2,911 yards in his career at NIU...Started all 12 games as a senior in 2016, rushing 182 times for 885 yards (4.9 avg.) and eight TDs...Also hauled in a career-high 17 receptions for 157 yards (9.2 avg.) and a TD...Posted a season-high 153 yards on 21 carries (7.3 avg.) at Ball State (Oct. 1)...Earned MAC West Offensive Player of the Week honors after recording five TDs (all rushing) vs. Bowling Green (Nov. 1)...Rushed 29 times for 133 yards (4.6 avg.) and two TDs at Kent State (Nov. 25)...Played in all 14 games with 12 starts as a junior in 2015, earning first-team All-MAC honors...Led the Huskies with 283 carries for 1,285 yards (4.5 avg.) and 18 rushing TDs, a mark that ranked No. 10 in the FBS...His 108 points scored led the conference and his 1,285 rushing yards were good for second in the MAC...Opened his junior campaign vs. UNLV (Sept. 5) with 152 yards on the ground and three TDs...Notched 31 carries for 149 yards (4.8 avg.) and two TDs vs. Ball State (Oct. 10)...Carried the ball 14 times for 134 yards (9.6 avg.) and three scores at Miami (Ohio) (Oct. 17)...Set a career high with 156 yards on the ground and two TDs at Buffalo (Nov. 15)...Played in all 14 games, with seven starts, as a sophomore in 2014...Rushed 113 times for 655 yards (5.8 avg.) and five TDs...Led the team in yards per carry...Began his sophomore campaign with 97 yards on 16 carries (6.1 avg.) and a season-high four rushing TDs vs. Presbyterian (Aug. 28)...Notched 96 yards from scrimmage, including a career-long 45-yard reception and a receiving TD at Arkansas (Sept. 20)...Ran 10 times for 85 yards (8.5 avg.) and a score at Eastern Michigan (Oct. 25)...As a true freshman, saw action in four games and rushed 22 times for 86 yards (3.9 avg.)...Caught a 10-yard pass for a score vs. Eastern Michigan (Oct. 26) for his first collegiate TD...Majored in corporate communications...Was a two-time all-state, all-area and all-conference running back at Aurora (Ill.) Christian High School and Burlington (Ill.) Central High School...Compiled 1,475 rushing yards and 21 TDs as a senior...Had six carries of 20-plus yards and 215 yards in the state quarterfinals during his senior season...A two-way player, was named defensive MVP as a senior after racking up 119 tackles at CB...Earned MVP honors in the 2012 Illinois 3A state championship game after posting 95 rushing yards, two TDs and 11 tackles...Was named team MVP each of his three years at Burlington Central...Is fluent in French...Name is pronounced joe-ELL bwon-nyo...Lives in Modesto, Calif...Given name Joël-Alexandre Balou Bouagnon...Born in Pomona, Calif.



# 8 TIM BOYLE

*QB, 6-4, 232, 10/3/94*  
*Rookie, Eastern Kentucky*

Signed by Green Bay as an undrafted free agent on May 4, 2018...Started 19 of 36 games played over four seasons at Eastern Kentucky (2017) and Connecticut (2013-15)...Finished his career with 3,371 yards and 12 TDs on 334-of-602 passing (55.4 pct.) with 26 interceptions...Notched one rushing TD...Started all 11 games as a redshirt senior at Eastern Kentucky in 2017, finishing with 201 completions on 327 attempts (61.4 pct.) for 2,134 yards and 11 TDs...Led the Ohio Valley Conference with 21,34 passing yards, good for No. 5 in a single season in school history...In his EKV debut at Western Kentucky (Sept. 2), completed 29 of 46 passes (63.0 pct.) for 320 yards and two TDs, becoming the first Colonel QB to throw for 300 yards in his debut...Notched his first career rushing TD vs. Tennessee State (Oct. 7), while totaling 212 yards through the air and two TDs on 18-of-27 passing (66.7 pct.)...Was selected as the OVC co-Newcomer of the Week at Murray State (Oct. 28) after completing 15 of 25 passes (60.0 pct.) for 201 yards and two TDs...Did not play in 2016 at EKV as a redshirt after transferring from Connecticut...Played in 11 games at Connecticut as a junior in 2015, starting one as well as serving as the Huskies' holder...Completed 31 of 60 passes (51.7 pct.) for 281 yards and two INTs...Entered the game as an injury replacement vs. Houston (Nov. 21), throwing for 110 yards on 12-of-22 passing (54.5 pct.)...Started the regular-season finale at Temple (Nov. 28) and completed 12 of 20 passes (60.0 pct.) for a season-high 121 yards...Played in nine games with three starts as a sophomore in 2014...Completed 43 of 82 passes (52.4 pct.) for 335 yards with one TD and three INTs...Made his first start of the season vs. Cincinnati (Nov. 22), tallying 70 yards on 13-of-21 passing (61.9 pct.)...Threw his first career TD pass the following week at Memphis (Nov. 29) on a career-long 39 yard connection to RB Arkeel Newsome...Finished the day by completing 12 of 24 passes (50.0 pct.) for a season-high 160 yards with one TD and one INT...Started four of the five games he played in as a true freshman in 2013, throwing for 621 yards and eight INTs on 59-of-133 passing (44.4 pct.)...Made his first career start vs. South Florida (Oct. 12), becoming the first true freshman to start at QB for Connecticut since 2003...Finished the day with 149 yards on 15-of-43 passing (34.9 pct.) and nine rushes for 12 yards (1.3 avg.)...The following week at Cincinnati, threw for a season-high 310 yards on 22-of-39 passing (56.4 pct.) with three INTs...Had a season-long 36-yard completion vs. No. 18 Louisville (Nov. 8) to go along with 14 completions on 29 attempts (48.3 pct.) for 113 yards...Earned his degree in sports management...Attended Xavier (Middletown, Conn.) High, where he played QB while also lettering one year in basketball...Was named the Connecticut High School Coaches' Association Player of the Year as well as All-Southern Connecticut Conference as a senior in 2012...Led Xavier to a state championship while throwing 24 TDs and running for five more in his final season...Was a finalist for the Walter Camp Football Foundation Connecticut Player of the Year Award...Threw 15 TD passes in just six games as a junior...Visited schools, worked with kids at after-school clubs and volunteered at soup kitchens while in college...His father, Kevin, played football at Worcester Polytechnic Institute, and his sister, Amanda, was on the crew team at Iona...Lives in Middlefield, Conn...Given name Timothy Kevin Boyle; born in Hartford, Conn.





# 44 DONATELLO BROWN

*CB, 6-0, 190, 5/15/91*  
*Second Year, Valdosta State*

Played in four games for the Packers in 2017...Made his NFL debut at Cleveland (Dec. 10), playing on three snaps on special teams...Had one punt return for 0 yards against Detroit (Dec. 31)...Was inactive for four games...Was active, but did not play, in one game...Spent the first seven weeks of the season on the team's practice squad...Signed by Green Bay as an undrafted free agent on May 5, 2017...Played in 46 games with 19 starts in four seasons at Valdosta State...Totaled 69 tackles (55 solo), 2½ tackles for a loss, three interceptions and 15 passes defended...Started nine of 11 games played as a senior in 2016, totaling 11 tackles (nine solo), two interceptions and six passes defended...Posted an interception at North Alabama (Sept. 17), his first of the season...Recorded a 4-yard INT return vs. Shorter (Nov. 12)...Posted three solo tackles vs. UNC-Pembroke (Nov. 19)...Played in 12 games with nine starts as a junior in 2015...Racked up 30 tackles (23 solo), 1½ tackles for a loss and five passes defended...Posted four tackles (three solo), a half-tackle for a loss and a pass defended vs. West Alabama (Oct. 31)...Registered six tackles (five solo) in a playoff win vs. Carson-Newman (Nov. 21)...Appeared in 13 games with one start as a sophomore in 2014...Posted two solo tackles, a tackle for a loss and the first interception of his career, which he returned 100 yards, at West Alabama (Oct. 30)...Registered a season-high six solo tackles at Lenoir-Rhyne (Nov. 29)...Made his first career start at West Georgia (Dec. 5), totaling three tackles (two solo) and a pass defended...Missed the 2012 and 2013 seasons due to academic ineligibility...Appeared in 10 games as a true freshman in 2011, totaling four tackles (two solo)...Saw the first action of his career at Wingate (Sept. 3)...Recorded the first tackle of his career at Arkansas-Monticello (Oct. 1), finishing with two tackles (one solo)...Posted a solo tackle vs. North Alabama (Nov. 12)...Majored in communication...Attended North Cobb High (Kennesaw, Ga.), lettering two years each in football and track and field...Played RB, CB and S...His nephew, John Brown, plays wide receiver for the Baltimore Ravens after being selected in the third round of the 2014 NFL Draft by the Arizona Cardinals...Lives in Homestead, Fla. ...Nickname is "Tello"...Given name Donatello Jaquard Brown; born in Homestead, Fla.

avg.) and a TD...Nabbed five passes for 52 yards (10.4 avg.), both second most on the team, vs. Florida Atlantic (Oct. 15)...Caught three passes for 26 yards (8.7 avg.) and a score at Old Dominion (Nov. 5)...As a junior in 2015, saw action in 10 games, recording 19 receptions for 214 yards (11.3 avg.) and a TD...Made his Marshall debut vs. Purdue (Sept. 6), tallying 35 yards on four receptions (8.8 avg.)...Caught two passes for 51 yards (25.5 avg.) at Charlotte (Oct. 31)...Hauled in his first career TD reception at Middle Tennessee State (Nov. 7)...Spent his first two collegiate years at Georgia Military College, playing quarterback and tight end...Accounted for four passing TDs, three receiving TDs and one rushing TD in his two seasons at Georgia Military College...Initially was headed to UAB before the Blazers' program disbanded...Earned his degree in sports management and marketing...Was a four-year starter at QB at Albany (Ga.) High School...Also lettered in basketball, baseball and track in high school...Worked with the Boys and Girls Club in West Virginia while at Marshall as well as in his home state of Georgia...Lives in Albany, Ga. ...Given name Emanuel Augustus Byrd...Born in Albany, Ga.



# 89 MICHAEL CLARK

*WR, 6-6, 217, 10/26/95*  
*First Year, Marshall*

Signed by Green Bay as an undrafted free agent on May 5, 2017... Spent the first 12 weeks of the 2017 season on the Packers' practice squad...Played in the final two games of the season, hauling in four passes for 41 yards (10.3 avg.)...Caught three passes for 36 yards (12.0 avg.), with a long of 19 vs. Minnesota (Dec. 23)...Was inactive for three games...Played one season at Marshall after sitting out 2015 due to transfer rules...Played basketball at St. Francis (Pa.) for one season (2014-15)...Finished his lone season at Marshall with starts in all 12 games as a junior in 2016...Ranked No. 3 on the team with 37 receptions and a team-high 632 yards (17.1 avg.)...Had five receiving TDs, tied for the most on the team...Registered four catches for a career-high 147 yards (36.8 avg.) and a TD at Pittsburgh (Oct. 1), the first 100-yard performance of his career...Hauled in a career-high eight passes for 122 yards (15.3 avg.) at North Texas (Oct. 8), marking his second consecutive 100-yard effort...Posted 87 yards and a TD on four receptions (21.8 avg.) at Southern Mississippi (Oct. 29)... Sat out the 2015 season due to transfer rules, but was recognized with the defensive scout team award, showcasing a player who helped prepare the defense for the upcoming opponents...Played one season (2014-15) of basketball at St. Francis (Pa.), appearing in 12 games as a reserve as a true freshman...Scored six points (0.5 points per game) and six rebounds (0.5 rebounds per game)...Added one block and two steals on the season...Studied management information systems...Graduated from Lakewood High (St. Petersburg, Fla.), lettering in basketball in his lone year at the school...Spent his sophomore and junior seasons at Boca Ciega High (Gulfport, Fla.), where he lettered in basketball two years...Lettered in basketball and football as a freshman at Tampa Catholic High (St. Petersburg, Fla.), playing wide receiver...Played Little League football with Seahawks CB Shaquill Griffin, Chargers S Rayshawn Jenkins and Patriots S David Jones...Was mentored by Louis Murphy Jr., who played wide receiver with the Oakland Raiders (2009-11), Carolina Panthers (2012), N.Y. Giants (2013) and Tampa Bay Buccaneers (2014-16)...Visited children in hospitals while attending Marshall and St. Francis... Lives in St. Petersburg, Fla. ...Given name Michael Ferrer Clark; born in Salem, Mass.



# 86 EMANUEL BYRD

*TE, 6-2, 240, 12/9/94*  
*First Year, Marshall*

Spent eight weeks on Green Bay's practice squad in 2017 before being elevated to the 53-man roster on Dec. 26...Appeared in one game for the Packers in 2017, catching two passes for 31 yards (15.5 avg.), including a 29-yard grab, in his NFL debut at Detroit (Dec. 31)...Entered the NFL as an undrafted free agent with the Kansas City Chiefs on May 9, 2017...Released by Kansas City on Aug. 1...Signed by the Packers on Aug. 5...Released by Green Bay on Sept. 2...Was signed to the Packers' practice squad on Nov. 3...Appeared in 21 games at Marshall, totaling 456 yards on 45 receptions (10.1 avg.) with four touchdowns... As a senior in 2016, hauled in 26 receptions for 242 yards (9.3 avg.) and three TDs...Ranked fifth on the team in receptions...In the season opener against Morgan State (Sept. 10), caught three passes for a career-high 58 yards (19.3

OTHER FREE AGENTS/  
FIRST-YEAR PLAYERS

Community

Admin &  
Coaches

Veterans

OFA/First-Year  
Players

2017  
Review

Records &  
History

Lambeau  
Field

Misc.





## 60 AUSTIN DAVIS

C. 6-4, 301, 2/25/95  
Rookie, Duke

Signed by Green Bay as an undrafted free agent on May 4, 2018...In four years at Duke, played in 28 games, including starts in the last 25 at center...Started all 13 games at C as a captain his senior year in 2017 and was honored with the Dan "Tiger" Hill Award as the program's most outstanding offensive lineman for the second straight season...Was part of an offensive line that blocked for a Blue Devil rushing offense that saw three players with 500-plus yards on the ground for the first time in school history...Cleared holes for an offense that set a season high with 538 yards of total offense vs. Northwestern (Sept. 9), with QB Daniel Jones accounting for 108 yards and two TDs on the ground, while also throwing for 305 yards and two TDs on 29-of-45 passing (64.4 pct.)...In the final home game of the season vs. Georgia Tech (Nov. 18), paved the way for Duke to rush for a season-high 319 yards as three Blue Devil players rushed for more than 70 yards (RB Brittain Brown, 116; Jones, 91; RB Shaun Wilson, 73)...Helped the offense set or tie six Quick Lane Bowl team records vs. Northern Illinois (Dec. 26) as Jones and Wilson ran for a combined 161 yards and two TDs...Was the Blue Devils' Dan Hill Award honoree as a junior in 2016 after starting all 12 games at C for the first time in his career...Part of a blocking unit that was the only Atlantic Coast Conference program to not surrender a turnover in the red zone in conference play...In the season opener vs. North Carolina Central (Sept. 3), helped open holes for an offense that rushed for a season-high 308 yards and four TDs...Set up an offensive attack that set a season high with 559 yards of total offense and 254 rushing yards at Georgia Tech (Oct. 29)...The following week vs. Virginia Tech (Nov. 5), blocked for three Blue Devil rushers to run for 50-plus yards (Jones, 99; Wilson, 76; RB Joseph Ajeigbe, 52), totaling 227 yards and three TDs...For the third consecutive week, blocked for an offense that rushed for more than 200 yards, this time totaling 227 yards and three TDs vs. North Carolina (Nov. 10)...It marked the first time in head coach David Cutcliffe's time in Durham that Duke rushed for 200-plus yards in three consecutive ACC games...Played in six games as a sophomore in 2015...Of his six games played, suited up for five of the six highest total-offense games and four of the five highest rushing-yard outputs of Duke's season...Played in seven games as a redshirt freshman in 2014...Made his collegiate debut vs. Elon (Aug. 30)...Earned his undergraduate degree in political science and his master's in liberal studies...Was a three-year letterwinner at Mansfield (Texas) High School and a three-time first team all-district selection...Was a high school teammate of Packers CB Lenzy Pipkins and former Packers practice squad QB Jerod Evans...Also played at Duke with Green Bay G Lucas Patrick...Interned with Duke football during the summer of 2017 in its recruiting office, as he aspires to be a coach following his playing career...Volunteered at Habitat for Humanity in Durham, N.C., while in college...Lives in Mansfield, Texas...Given name Austin Wells Davis; born in Mansfield, Texas.



## 55 DILLON DAY

C. 6-4, 296, 10/17/91  
First Year, Mississippi State

Signed to Green Bay's active roster from Denver's practice squad on Dec. 20, 2017...Was active for the Packers' final game of the season at Detroit (Dec. 31) and inactive the previous week vs. Minnesota (Dec. 23)...Was active, but did not play, in Denver's Week 7 game at the Los Angeles Chargers (Oct. 22)...Spent two weeks on the Colts' active roster in 2017...Was inactive at Cincinnati (Oct. 29) and at Houston (Nov. 5)...Originally entered the NFL as an undrafted free agent with Denver on May 2, 2015...Released by the Broncos on Sept. 5, 2015...Signed to the Broncos' practice squad on Sept. 7, 2015...Resigned by Denver following the season on Feb. 10, 2016...Released by the Broncos following training camp on Sept. 3, 2016...Signed to Denver's practice squad a day later on Sept. 4...Re-signed by the Broncos on January 2, 2017...Released by Denver on Sept. 2, 2017...Added to the Broncos' practice squad on Sept. 3...Signed to Denver's active roster from the practice squad on Oct. 21...Released by Denver on Oct. 24...Claimed off waivers by Indianapolis on Oct. 25...Released by the Colts on Nov. 6...Signed to the Broncos' practice squad on Nov. 8...Was a four-year starter at center at Mississippi State from 2011-14, appearing in 51 games with 46 starts...As a senior in 2014, helped the Bulldogs win 10 games for the first time since 1999 and was part of an offense that set 15 school records that season...Was named a team captain by his teammates and started all 12 games played as a senior...Blocked for a Mississippi State team that racked up 302 rushing yards, with two different 100-yard rushers (RB Josh Robinson, 197; and QB Dak Prescott, 105), at Louisiana State (Sept. 20)...Part of an offensive line that led the way for the Bulldogs to tally 326 total rushing yards, with Robinson accounting for 198 yards and two TDs, at Kentucky (Oct. 25)...Helped pave the way for the Bulldogs to compile 605 yards of total offense in the 2014 Orange Bowl vs. Georgia Tech (Dec. 31)...Played in 13 games with 12 starts as a junior in 2013...Started at center for one of the most prolific offensive seasons in Mississippi State history, helping the Bulldogs average 434.4 yards per game...The team's 29 rushing TDs in 2013 ranked second in program history...Began the season vs. Troy (Sept. 21) by helping the offense score 45 first-half points, the program's most since 1950...In a game at Texas A&M (Nov. 9), helped block for an offense that tallied 556 yards from scrimmage, tied for the highest output of the season...Finished the season with a record-setting game in the Liberty Bowl vs. Rice (Dec. 31) as the team recorded 533 yards of total offense, an MSU bowl record...Was named to the 2012 Rimington Trophy Watch List prior to his sophomore season, one of just eight sophomores to earn the distinction...Started all 13 games as a sophomore and was a member of an offensive line that gave up the second-fewest sacks in the SEC...Helped the Bulldogs amass a season-high 227 yards on the ground vs. Middle Tennessee State (Oct. 20)...In the final home game of the season vs. Arkansas (Nov. 17), helped to pave the way for the Bulldogs to compile a season-high 505 yards of total offense...Started nine games, including the final eight, as a true freshman in 2011...Was part of an offensive line that blocked for the fourth-leading rusher in the SEC (Vick Ballard, 1,189 yards)...Helped MSU compile 570 yards of total offense and four rushing TDs vs. Tennessee-Martin (Nov. 5)...Finished his freshman campaign blocking for an offense that rushed for 253 yards and two TDs in the Music City Bowl vs. Wake Forest (Dec. 30)...Graduated with

a degree in clinical kinesiology...Was an offensive tackle at West Monroe (La.) High School, lettering for four years and capping his prep career with a 5A state championship his senior year...Lives in West Monroe, La. ...Given name Dillon Anthony Day...Born in Vicksburg, Miss.



## 93 REGGIE GILBERT

*LB, 6-3, 261, 4/1/93*  
*First Year, Arizona*

Originally signed by Green Bay as an undrafted free agent on May 6, 2016...Was on the Packers' practice squad for his entire rookie season in 2016 and the first 15 weeks of the 2017 season before being elevated to the active roster on Dec. 22...Played in two games last season and registered three tackles (two solo), a sack, five quarterback pressures and three QB hits...Was tied with LB Kyle Fackrell for the most QB pressures on the team (five) over the final two games...Made his NFL debut vs. Minnesota (Dec. 23) and recorded a team-high four QB pressures and a team-best three QB hits...Posted three tackles (two solo), a sack and a QB pressure at Detroit (Dec. 31)...Early in the second quarter, tackled WR Golden Tate for no gain on a screen...Later in the quarter, registered his first career sack, coming around on a stunt to beat LG Joe Dahl on his way to bringing down QB Matthew Stafford for an 8-yard loss...Started 47 of 57 games played at Arizona...Compiled 143 tackles (89 solo), 27 tackles for a loss, 14 sacks, three forced fumbles and two fumble recoveries...Played in four bowl games and helped lead his program to 33 wins from 2012-15, which served as the winningest four-year stretch in school history...Received a medical-hardship waiver for a fifth season of eligibility...Started all 13 games as a senior in 2015, serving as one of four senior team captains, and was an All-Pacific-12 honorable mention selection...Was voted the team's Defensive Player of the Week on four separate occasions...Recorded 41 tackles (32 solo), 8½ tackles for a loss, 3½ sacks and a forced fumble...Registered his first sack of the season at Stanford (Oct. 3), adding to his total of four solo tackles on the day...Recorded a tackle, a half-sack, a forced fumble and a pass breakup vs. Washington State (Oct. 24)...Logged his highest tackle total of the season, posting six tackles (all assisted) to go along with a QB hit at Southern California (Nov. 7)...Helped his team to a 37-30 victory vs. Utah (Nov. 14) in double overtime, tallying five solo tackles, including a sack...Started 13 of 14 games played, primarily at defensive end, as a junior in 2014, producing a career-high 49 tackles (31 solo), 5½ tackles for a loss and three sacks to go along with a forced fumble...Posted five tackles (three solo), including a sack, at Texas San Antonio (Sept. 4)...Contributed three solo tackles, one of which was a sack on QB Marcus Mariota, in Arizona's 31-24 upset win at No. 2 Oregon (Oct. 2)...Recorded four tackles (two solo) and forced a fumble vs. Southern California (Oct. 11)...Posted five tackles (four solo), including a sack, at UCLA (Nov. 1)...Started all 13 games as a sophomore and earned Pac-12 All-Academic honorable mention in 2013...Compiled 34 tackles (15 solo), seven tackles for a loss, four sacks and a forced fumble...Registered a sack/fumble on QB Eric Soza, which was recovered by Arizona and led to a TD drive by the offense, in the Wildcats' 38-13 victory vs. UTSA (Sept. 14)...Contributed four tackles (three solo), including a sack, in Arizona's 35-24 win vs. Utah (Oct. 19)...Produced the first multi-sack performance of his career, sacking QB Connor Halliday twice in the second half vs. Washington State (Nov. 16)...Started eight of 11 games as a sopho-

more in 2012, recording 19 tackles (11 solo), six tackles for a loss, 3½ sacks and two fumble recoveries...Earned Pac-12 All-Academic honorable mention...Recorded four tackles (two solo), including a sack for a 12-yard loss, vs. Colorado (Nov. 10)...Saw action in six games as a true freshman in 2011 before suffering a season-ending injury...Served as a backup defensive lineman and contributed on the special-teams units...Earned his degree in general studies...Attended Fairfax High School in Laveen, Ariz. ... Sustained a foot injury that hindered his senior season... Registered 58 tackles, 13 sacks and two forced fumbles as a junior...Played on both sides of the ball as a defensive end and tight end...Selected All-West Region by *PrepStar* and Preseason All-Arizona Defense by 247football.com... Also lettered three years in track...His sister, Vicki Baugh, played for the WNBA's Tulsa Shock (2014-15) and San Antonio Stars (2016)...Lives in Laveen, Ariz. ...Given name Reggie A. Gilbert Jr.; born in Sacramento, Calif.



## 36 RAVEN GREENE

*S, 5-11, 197, 2/2/95*  
*Rookie, James Madison*

Signed by Green Bay as an undrafted free agent on May 4, 2018...Started 39 of 58 games played in five years for the Dukes, amassing 292 tackles (161 solo) and five tackles for a loss...Posted 34 passes defended as well as 14 interceptions for 258 return yards, both school records...Was a first-team All-Colonial Athletic Association honoree as a fifth-year senior in 2017 after receiving a medical-hardship waiver...Started all 15 games and compiled 82 tackles (44 solo), five interceptions, 12 passes defended, a forced fumble and a fumble recovery while serving as a team captain... Intercepted a pass, forced a fumble, had two passes defended and finished second on the team with nine tackles (four solo) at Delaware (Sept. 30)...Led the team with a career-high 11 tackles (six solo) vs. Richmond (Nov. 11)...In the second round of the FCS playoffs vs. Stony Brook (Dec. 2), matched his career high with 11 tackles (seven solo) to go along with a career-high three passes defended and an interception returned for 36 yards...Returned an interception for a TD for the third straight season, posting one vs. South Dakota State (Dec. 16) in the FCS playoff semifinals while also adding six tackles (three solo)...His INT against the Jackrabbits was the 14th of his career, breaking the school's all-time record... As a junior in 2016, started a career-high 15 games during a national championship-winning season and finished the year with 70 tackles (34 solo)...Led the team and ranked second in the CAA with six INTs, the fourth-best total in school history...Began the season vs. Morehead State (Sept. 3) by picking off a pass in the second quarter and added seven tackles (two solo) with one fumble recovery, marking the first two-takeaway game of his career... Tied a career high with 11 tackles (two solo) vs. William & Mary (Oct. 8)...Set another career high two games later vs. Rhode Island (Oct. 29), tallying two interceptions with one returned 24 yards for a TD...Finished tied for third on the team with eight tackles (four solo) in the FCS semifinal at North Dakota State (Dec. 16)...Returned from a season-ending injury the previous season to become a second-team All-CAA selection as a redshirt sophomore in 2015, starting all 12 games and finishing with a career-high 88 tackles (50 solo), two INTs and a forced fumble...Was named CAA Defensive Player of the Week vs. Morehead State (Sept. 5) after he recorded nine tackles (eight solo) and a forced fumble...Set a career high with 11 tackles (five solo) and a pass defended vs. Richmond (Oct. 24)...

Scored his first career TD the following week on a 35-yard INT return at William & Mary (Oct. 31) and racked up six tackles (three solo)...Recorded nine tackles (five solo) vs. Villanova (Nov. 21) and intercepted his second pass of the season...Played in four games with two starts in 2014 and compiled 15 tackles (nine solo) and an interception before suffering a season-ending injury at Villanova (Sept. 20)...Intercepted the first pass of his career vs. Saint Francis (Sept. 13)...Started five of 12 games played as a true freshman in 2013, amassing 37 tackles (24 solo) with four passes defended...Compiled three tackles and split a tackle for a loss vs. Albany (Oct. 5)...Racked up seven tackles (five solo) vs. Villanova (Nov. 2)...Set a season high with 10 tackles (five solo) vs. Stony Brook (Nov. 16)...Earned his degree in sport and recreation management...Attended First Colonial (Virginia Beach, Va.) High School, where he lettered at RB, WR, CB and S for one season...Intercepted five passes on defense and had 900 yards of total offense and five TDs as a WR in his lone varsity season, earning first team All-Beach District honors...Did not make the team as a freshman...Also lettered three years in track and field...Lives in Hampton, Va. ...Given name Raven Avery Greene; born in Norfolk, Va.



## 46 NAASHON HUGHES

*LB, 6-3, 259, 7/15/95*

*Rookie, Texas*

Signed by Green Bay as an undrafted free agent on May 4, 2018... Played in 50 games, starting 34 at linebacker and defensive end for the Longhorns...Racked up 139 tackles (99 solo), 19½ tackles for a loss, 11½ sacks and two forced fumbles...A team captain as a senior in 2017, started eight of 13 games played...Accumulated 30 tackles (21 solo), 3½ tackles for a loss and two sacks...Was tied for third on the team with six tackles (five solo) and a tackle for a loss vs. Maryland (Sept. 2)...In a double-overtime game at USC (Sept. 16), was part of a defense that held the Trojans to 71 yards rushing and 1.9 yards per carry, while also racking up five tackles (three solo)...Recorded his first sack of the season to go along with three tackles (two solo) and a career-high two passes defended in the Big 12 opener at Iowa State (Sept. 28)...Recorded a sack for the second straight game in a double-OT win vs. Kansas State (Oct. 7) and tied for third on the defense with six tackles (six solo)...Compiled a season-high seven tackles (four solo) and split a tackle for a loss in the AT&T Red River Showdown vs. Oklahoma (Oct. 14)...Played in 12 games and started seven as a junior in 2016, amassing 24 tackles (18 solo), 3½ sacks, 3½ tackles for a loss, a forced fumble and a blocked field...Had two tackles (two solo) and a pass breakup vs. Notre Dame (Sept. 4), while also blocking a field goal late in the third quarter, Texas' first blocked FG since 2013...Recorded his first sack of the season to go along with two tackles (one solo) at California (Sept. 17)...Had a career-high 2½ sacks with four tackles (three solo) vs. Iowa State (Oct. 15) as the Longhorn defense held the Cyclones to six points...Tied a season high with four tackles (three solo) vs. Baylor (Oct. 29)...Had a career year as a sophomore in 2015, starting all 12 games at DE, while setting career highs in tackles (57), tackles for a loss (nine) — which led the Texas defense — sacks (5½) and QB hurries (four), while also adding a forced fumble...Opened the conference season with a seven-tackle (six solo), one-sack effort vs. Oklahoma State (Sept. 26)...Was tied for second on the team after racking up seven tackles (five solo), 1½ tackles for a loss and a sack at Iowa State (Oct. 31)...Set a career high and led the team with 10 tackles (seven solo),

1½ sacks and a QB pressure in the final home game of the season vs. Texas Tech (Nov. 26)...Finished second on the team the following week at Baylor (Dec. 5) with eight tackles (eight solo), two tackles for a loss and a sack...Started seven of 13 games played as a redshirt freshman in 2014...Accumulated 28 tackles (20 solo), 3½ tackles for a loss, a pass defended and a half-sack...Made his Longhorn debut vs. North Texas (Aug. 30), finishing with two tackles (one solo)...Made his first career start vs. Oklahoma (Oct. 11), opening at DE and recording a season-high five tackles, a shared tackle for a loss and a quarterback pressure...Recorded the first half-sack of his career at Oklahoma State (Nov. 15)...Earned his degree in physical culture and sports...Attended Harker Heights (Texas) High School, where he was a four-year letterman and three-year starter at QB, WR, LB and S...Was a 5A all-state selection by *The Associated Press* as a senior after racking up 74 tackles, 19 tackles for a loss and seven sacks...Also lettered four years each in basketball and track...Volunteered at Dallas-area hospitals while in college...His older brother, Camrhone, played offensive tackle at Texas and his younger brother, Chris, is a sophomore offensive lineman at Kansas...First name is pronounced NAY-shon...Lives in Austin, Texas...Given name Naashon Christopher Hughes II; nickname is "Nate"...Born in Bad Nauheim, Germany.



## 54 C.J. JOHNSON

*LB, 6-2, 226, 1/18/94*

*Rookie, East Texas Baptist*

Signed by Green Bay as an undrafted free agent on May 4, 2018...Played in and started all 30 games in his three-year career at East Texas Baptist...Was a two-time all-conference first-team selection and compiled 120 tackles (64 solo), 31½ tackles for a loss, 19 sacks, 21 quarterback pressures, and an interception...Was an All-American Southwest Conference first-team selection as a junior in 2017, racking up 38 tackles (22 solo), while leading the team in tackles for a loss (13), sacks (10½), which was also a career high, and QB pressures (13)...Recorded his first two sacks of the season to go along with five tackles (three solo) in the opening game of the season at Southwest Assemblies of God (Sept. 9)...In the home opener vs. Belhaven (Sept. 23), accumulated nine tackles (four solo), including a school-record 4½ sacks, to go along with a forced fumble...Was a disruptive force in the backfield vs. Louisiana College (Oct. 21), racking up a career-best five QB pressures...Finished his ETBU career at Mary Hardin-Baylor (Nov. 11) with two sacks and three tackles (three solo)...As a sophomore in 2016, started all 10 games and had 29 tackles (11 solo), 5½ tackles for a loss, two sacks and seven QB pressures...Finished second on the team with 1½ tackles for a loss to go with four total tackles (two solo) at Texas Lutheran (Sept. 3)...The following week vs. SW Assemblies of God (Sept. 10), recorded his first sack of the year...Had a season-high six tackles (one solo) at Louisiana College (Oct. 29)...Was named an All-ASC first-team honoree as a true freshman in 2015 after he started all 10 games and compiled a career-high 55 tackles (31 solo), 13 tackles for a loss, 6½ sacks, a forced fumble and an interception returned for a TD...Got his career off to a fast start vs. McMurry (Sept. 5), tallying nine tackles (four solo), 2½ tackles for a loss, a forced fumble and a half-sack...The following week at Texas College (Sept. 11), scored his lone collegiate touchdown on a 75-yard INT return for a score...Led the team with 10 tackles (five solo), two sacks and a pass defended vs. Louisiana College (Sept. 26)...Had a breakout game vs. Hardin-Simmons (Nov. 7), recording



a career-high 12 tackles (eight solo) with four tackles for a loss and three sacks...Majored in kinesiology...Was an all-district honoree as a LB and DE at Alvarado (Texas) High School...Also lettered four years in track and three years in power lifting...Competed in the triple jump, long jump, 4x100, 4x200 and 4x400 in high school...Cleaned at a ranch for children with special needs in high school...Lives in Alvarado, Texas...Given name Clarence James Johnson III; born in Fort Worth, Texas.




## 16 JAKE KUMEROW

*WR, 6-4, 209, 2/17/92  
First Year, Wisconsin-Whitewater*

Signed by Green Bay on Jan. 2, 2018...Spent the last week of the 2017 season on the Packers'

practice squad after being signed on Dec. 26...Originally entered the NFL as an undrafted free agent with the Cincinnati Bengals on May 8, 2015...Released by the Bengals on Sept. 5...Signed to Cincinnati's practice squad on Sept. 6, 2015...Re-signed by the Bengals on Jan. 11, 2016...Released by Cincinnati on Sept. 3, 2016...Signed to the Bengals' practice squad on Sept. 4, 2016...Added to the Bengals' active roster from the practice squad on Dec. 27, 2016...Inactive for the final game of the 2016 season vs. Baltimore (Jan. 1, 2017)...Released by Cincinnati on Sept. 22, 2017...Signed to New England's practice squad on Oct. 26, 2017...Released from the Patriots' practice squad on Nov. 9, 2017...Hauled in four passes for 67 yards in the 2016 preseason with the Bengals before spending the first 15 weeks of the season on Cincinnati's practice squad...After transferring from Illinois following his freshman season, played at Wisconsin-Whitewater for three seasons, where he was a two-time Division III national champion and posted a school-record 36 touchdown receptions in 35 games played...Finished with the second-most receiving yards (2,648) and third-most receptions (158) in school history...Surpassed the 1,000-yard mark in both of his final two seasons with the Warhawks...Wrapped up his Whitewater career with 66 receptions for 1,116 yards (16.9 avg.) and 14 TDs as a senior in 2014...Averaged a career-best 101.5 receiving yards per game in his final season...Began the season by nabbing three receiving TDs in a win at Franklin (Sept. 13)...Set a season high with 184 receiving yards on nine catches (20.4 avg.) and a TD in a shutout victory vs. The College of New Jersey (Sept. 20)...Was named the conference's Offensive Player of the Week following a victory vs. Wisconsin-La Crosse (Oct. 4) after he hauled in a season-high 10 receptions for 143 yards (14.3 avg.) and tied a season high with three receiving TDs...In his final collegiate game, caught eight passes for 130 yards (16.3 avg.) and a TD in the Warhawks' victory over Mount Union (Dec. 19) in the NCAA Division III Championship Game...As a junior in 2013, set single-season school records with 1,331 receiving yards and 19 TDs, numbers that also led the WIAC...Was named the conference's Offensive Player of the Week following a victory vs. UW-Stout (Oct. 12), where he notched season highs with 11 receptions for 226 yards (20.5 avg.) and three TDs...Tied his season high with three TD receptions vs. UW-Eau Claire (Oct. 18)...Helped the Warhawks overcome an 11-point deficit in the NCAA quarterfinals by catching three TD passes - with two coming in the second half - against Linfield (Dec. 7)...Caught seven passes for 103 yards (14.7 avg.) and two TDs in the win over Mount Union (Dec. 20) in the national championship...After beginning his collegiate career at Illinois, transferred to Whitewater in 2012 and recorded 15 receptions for 201 yards (13.4 avg.) and three TDs as a sophomore as he led

the team in yards per catch...Caught two passes for 43 yards (21.5 avg.) in a 41-7 victory at UW-Stout (Oct. 13)...Ended the season with two receptions for 44 yards and a TD vs. UW-La Crosse (Nov. 10)...Played in seven games at Illinois as a redshirt freshman in 2011...Caught three passes for 15 yards (5.0 avg.) at Minnesota (Nov. 26)...Redshirted as a walk-on at Illinois in 2010...Majored in health and human performance at Whitewater...Lettered in baseball and track as well as football at South Elgin High School in Bartlett, Ill....Father, Eric, was a first-round draft pick (No. 16 overall) by Miami in the 1988 NFL Draft and played three seasons with the Dolphins...Uncle, John Bosa, played three seasons (1987-89) with the Dolphins...Cousin of Chargers DE Joey Bosa and Ohio State DE Nick Bosa...Last name is pronounced KOO-mer-oh...Lives in Bartlett, Ill....Given name Jake Anthony Kumerow...Born in Chicago, Ill.



## 95 TYLER LANCASTER


*DL, 6-3, 313, 11/4/94  
Rookie, Northwestern*

Signed by Green Bay as an undrafted free agent on May 4, 2018...Played in 40 game over

four seasons, starting the final 39 contests for the Wildcats...Racked up 101 tackles (46 solo), 18½ tackles for a loss, 3½ sacks, three passes defended and two forced fumbles...Finished his senior campaign as a team captain, starting all 13 games at defensive tackle en route to an honorable mention All-Big Ten selection for a Northwestern defense that ranked No. 9 in the NCAA in rushing defense...Notched 40 tackles (14 solo), 9½ tackles for a loss and two sacks, all career highs...Had a season-high five tackles (three solo) with a tackle for a loss and two QB pressures at Duke (Sept. 9)...The following week vs. Bowling Green (Sept. 16), recorded his first sack of the season to go along with four tackles (two solo)...Matched a season high with five tackles, including 1½ tackles for a loss, at Nebraska (Nov. 4)...Had three tackles (all assisted) and a half-sack each vs. Minnesota (Nov. 18) and at Illinois (Nov. 25)...Started all 13 games at DT as a junior in 2016, compiling 28 tackles (14 solo), 3½ tackles for a loss and a fumble recovery...Was named the Wildcats' Defensive Player of the Week in the conference opener vs. Nebraska (Sept. 24) after racking up six tackles (three solo) and a half-tackle for a loss...Recorded five tackles (two solo) at Ohio State (Oct. 29)...Set season highs with eight tackles (five solo) and two tackles for a loss vs. Wisconsin (Nov. 5)...Played in and started all 13 games as a sophomore in 2015, accumulating 33 tackles (18 solo), 1½ sacks and 5½ tackles for a loss, and set career highs with two passes defended and a team-high two forced fumbles...Made the first start of his career vs. Stanford (Sept. 5), tallying two tackles (two solo) and a tackle for a loss...Set a season high with five tackles (three solo) vs. Ball State (Sept. 26)...The following week in the Big Ten opener vs. Minnesota (Oct. 3), had four tackles (one solo), with two tackles for a loss, including splitting the first sack of his career and forcing his first fumble as a Wildcat to help secure Northwestern's shutout victory...Racked up three tackles (one solo) in the win at Wisconsin (Nov. 21)...In the low scoring game, had a key play early in the fourth quarter, sacking Badgers QB Joel Stave and forcing a fumble to help end Wisconsin's drive near midfield...Played in one game and was limited by injuries as a redshirt freshman in 2014...Made his collegiate debut at California (Aug. 30)...Earned his degree in economics...A three-year letterwinner at Plainfield (Ill.) East High School, played center and guard in addition to defensive tackle...Was a first-team all-state selection by the Chi-



*icago Tribune*...Did not allow a sack as an offensive lineman in his three seasons...Also lettered one year in baseball... Visited Lurie Children's Hospital in Chicago and raised money for Misericordia Home in Chicago for children and adults with special needs...In high school, organized and ran children's activities for three years at a Lifetime Fitness in Romeoville, Ill. ...Lives in Romeoville, Ill. ...Given name Tyler Coatney Lancaster; nickname is "Lanny"...Born in Naperville, Ill.




## 70 ALEX LIGHT

*T/G, 6-5, 309, 5/2/96*  
*Rookie, Richmond*

Signed by Green Bay as an undrafted free agent on May 4, 2018... Started 38 of 44 games played in four seasons for the Spiders...

Was a first-team All Colonial Athletic Association honoree as a senior in 2017...Started all 11 games, seeing time at both tackle and guard...Blocked for an offense that gained 4,980 yards and protected QB Kyle Lauletta, the CAA Offensive Player of the Year and a fourth-round pick of the N.Y. Giants in 2018...In 2017, helped Richmond's offense rank No. 1 in the CAA in passing yards per game (341.0) and total yards per game (452.7). No. 2 in points per game (30.9) and No. 4 in sacks allowed (23)...In the season opener vs. Sam Houston State (Sept. 1), blocked for Lauletta as he threw for 546 yards and five TDs in addition to opening holes for the Spiders to gain 106 yards on the ground...Paved the way for Richmond to set multiple offensive season highs vs. Howard (Sept. 16), including six TD passes with no sacks allowed and 301 rushing yards and four TDs on the ground with three players rushing for 50-plus yards (RBs Jay Palmer, 102; Xavier Goodall, 67; Deontez Thompson, 50)...Was part of a line that paved the way for the Spiders to rack up 175 yards and two TDs on the ground at Villanova (Nov. 4)...In his Richmond finale vs. William & Mary (Nov. 18), helped the offense rush for 202 yards and three TDs... Played in and started a career-high 14 games as a junior in 2016...Blocked for the CAA's No. 1-ranked offense and a team that finished No. 2 in the conference in scoring offense and total offense...Also paved the way for Thompson to become the first Richmond freshman to surpass 1,000 rushing yards (1,053)...Opened the season at Virginia (Sept. 3) by blocking for a season-high 187-yard Richmond rushing attack...Was part of a line that gave Lauletta time to throw three TD passes while only being sacked once and blocked for a Spider offense that tallied 185 yards on the ground vs. Towson (Oct. 1)...Caught a 15-yard pass vs. James Madison (Nov. 5) while also paving the way for Richmond to notch its eighth 100-plus-yard rushing effort on the season and also blocking for Lauletta as he threw for a season-high 435 yards and five TDs...The following week vs. Delaware (Nov. 12), blocked for Thompson to rush for 132 yards on 24 carries (5.5 avg.), in addition to protecting Lauletta, who threw for three TDs while only being sacked once...Started 13 of 14 games played as a sophomore in 2015...Blocked for RB Jacobi Green, who led the conference with 1,595 rushing yards and 22 total TDs...Part of an offensive line that didn't allow a sack and paved the way for Richmond to gain 254 yards and a TD on the ground vs. VMI (Sept. 19)...Blocked for two 100-yard rushers (RB Seth Fisher, 119; Green, 101, two TDs) vs. Elon (Oct. 10)...Opened holes for Green as he set a career high with 236 rushing yards on 27 carries (8.7 avg.) with five TDs at James Madison (Oct. 24)...In the second round of the FCS playoffs vs. William & Mary (Dec. 5), blocked for a Spider rushing attack that posted 302 yards and six TDs on 59 carries (5.1 avg.)...Appeared in five

games as a true freshman in 2014...Earned his degree in art...A two-time all-state honoree, lettering all four years at Salem (Va.) High School and playing on both the offensive and defensive lines...Also lettered three years in basketball...Worked in Richmond's equipment department while on the football team in college...Lives in Salem, Va. ...Given name Ethan Alexander Light; born in Salem, Va.



## 58 GREER MARTINI

*LB, 6-3, 232, 6/6/95*  
*Rookie, Notre Dame*

Signed by Green Bay as an undrafted free agent on May 4, 2018... Played 50 games with 17 starts for the Irish...Racked up 191 tackles (104 solo), 14½ tackles for a loss, five sacks, two forced fumbles and an interception... Played in 12 games with seven starts as a senior in 2017... Finished fourth on the team with 75 tackles (39 solo) and had three tackles for a loss and an interception...Also posted a career-high two forced fumbles...Began the season vs. Temple (Sept. 2) with six tackles (one solo), good for second on the team, with a tackle for a loss and a forced fumble... The forced fumble came on a fourth-down play midway through the fourth quarter...Finished second on the team with 10 tackles (four solo) and a tackle for a loss at Boston College (Sept. 16)...The following week at Michigan State (Sept. 23), once again finished second on the team with seven tackles (five solo), forcing a fumble deep in MSU territory, to help set the Irish up for an eventual TD...Recorded his first career interception vs. Miami (Ohio) (Sept. 30), picking off QB Gus Ragland on the first series of the game, eventually leading to a Notre Dame TD...Finished the game with five tackles (two solo)...In the final home game of his career, led the Irish with a career-high 15 tackles (seven solo) vs. Navy (Nov. 18)...Started seven of 12 games played as a junior in 2016 and had 55 tackles (29 solo), seven tackles for a loss and three sacks...Recorded three tackles (all solo) vs. Stanford (Oct. 15), including a career-best two sacks...Tied for the team lead with a season-high 11 tackles (four solo) vs. Navy (Nov. 5)...The following week vs. Army (Nov. 12), was second on the team with nine tackles (four solo) and tied a career high with two tackles for a loss...Played in 13 games with four starts during his sophomore season in 2015, accumulating 35 tackles (19 solo), 2½ tackles for a loss and a sack...Finished second on the team with eight tackles (three solo) vs. Georgia Tech (Sept. 19) while also adding two QB pressures...Paced the team with eight tackles (five solo) and a tackle for a loss the following week vs. Massachusetts (Sept. 26)...Tied for the team lead with a season-high nine tackles (three solo) vs. Navy (Oct. 10)...Notched his first sack of the season at Stanford (Nov. 28) to go along with three tackles (two solo) and 1½ tackles for a loss...Played in all 13 games with two starts as a true freshman in 2014, tallying 26 tackles (17 solo), two tackles for a loss and a sack... Made his first career start vs. Navy (Nov. 1), leading the team with nine tackles (six solo) with a QB pressure...Notched the first sack of his career vs. Louisville (Nov. 22), taking down QB Reggie Bonnafon on a third-and-goal to force a Cardinals field goal attempt...Recorded five tackles (three solo), including a tackle for a loss, at Southern California (Nov. 29)...Graduated with a degree in finance...Was a four-year letterwinner at Woodberry Forrest (Va.) High School, playing linebacker and tight end...Earned all-state honors at linebacker as a junior and senior...Also lettered four years in baseball and basketball...Worked at a medical-insurance company while in college...Lives in Cary, N.C. ...Given name Douglas Greer Martini; born in Cary, N.C.



# 73 JOEY MBU

*DL, 6-3, 313, 3/28/93  
Second Year, Houston*

Signed by Green Bay on June 11, 2018...Spent the first nine weeks of the 2017 season on the Indianapolis Colts' practice squad before being elevated to the team's active roster on Nov. 7...Played in the final seven regular-season games for the Colts and finished with three tackles (two solo)...Recorded a tackle for a loss late in the fourth quarter vs. Denver (Dec. 14), stopping RB Devontae Booker for a 1-yard loss on a third-and-9... Released by Indianapolis on May 2, 2018...Signed to the Washington Redskins' practice squad on Oct. 10, 2016... Released by Washington on Sept. 2, 2017... Entered the NFL as an undrafted free agent with the Atlanta Falcons on May 8, 2015...Spent most of his rookie season on the Falcons' practice squad...Promoted to Atlanta's active roster on Dec. 11 and appeared in two games to finish out the season, totaling four tackles (one solo)...Tallied two tackles at Carolina (Dec. 13), including a tackle of RB Jonathan Stewart for a 3-yard loss in the first quarter...Waived by the Falcons prior to the start of the 2016 regular season... Started 34 of 50 games at Houston and posted 92 tackles (38 solo), 10½ tackles for a loss, four sacks and two interceptions...Part of a defensive unit that forced at least one turnover in 34 straight games from 2012-14 and led the nation in turnovers forced in 2013 with 43...Led all DTs on the team in tackles in 2012 and 2013...Started all 13 games for the Cougars at DT as a senior captain in 2014, and earned first-team All-American Athletic Conference honors after registering 32 tackles (17 solo), 4½ tackles for a loss, 2½ sacks, an interception, five passes defended and a QB hurry...Selected to participate in the 2014 Reese's Senior Bowl and the 2014 East-West Shrine Game...Finished with five tackles, including a half-tackle for a loss, in the season opener vs. UTSA (Aug. 29)...Recorded two tackles, a sack and his second career interception at BYU (Sept. 11)... Racked up a career-high eight tackles, including a tackle for a loss, vs. UCF (Oct. 2)...Recorded a sack and four tackles at Memphis (Oct. 11)...Started at DT in all 13 games as a junior in 2013, totaling 29 tackles (13 solo), 3½ tackles for a loss, a half-sack, six quarterback hurries and three pass breakups...Posted a season-best four stops at UTSA (Sept. 28)...Shared a sack of QB Teddy Bridgewater for a loss of 3 yards and added two QB hurries at Louisville (Nov. 16)... Played in all 12 games with eight starts at DT as a sophomore in 2012 and amassed 27 tackles (seven solo), 1½ tackles for a loss, a sack, an interception and three QB hurries...Brought down current Packers QB Brett Hundley for a sack on a third-and-9 in the third quarter at UCLA (Sept. 15), forcing the Bruins into a field-goal attempt...Registered his first career interception with an 8-yard return vs. SMU (Oct. 18), setting up a Houston TD drive...Recorded a season-best five stops vs. East Carolina (Nov. 3)...Saw action in 12 games as a true freshman in 2011 for a Cougar squad that finished with a 13-1 mark, the most single-season wins in school annals and by any team in Conference USA history...Contributed to a defensive front that finished sixth in the nation with 7.71 tackles for a loss per game... Registered four tackles (one solo), including a tackle for a loss...Posted two tackles vs. Marshall (Oct. 22)...Made a stop for a 2-yard loss at Tulane (Nov. 10)...Majorred in kinesiology...Attended Foster High School in Richmond, Texas...Served as a three-year starter on both the offensive and defensive lines...Received all-area and all-district recognition all three years (2008-10)...As a senior, registered 67 tackles, two sacks and two blocked field goals...Pegged as a three-star recruit by Rivals.com...Garnered all-region

honors from PrepStar...Also a member of the track team in discus and shot put...Won the discus district championship in 2010 and advanced to the regional championship... His father, Charles, is a FIFA soccer scout...Last name is pronounced EM-boo...Lives in Houston, Texas...Given name Joey Mfonten Mbu; born in Richmond, Texas.



# 72 KYLE MEADOWS

*T, 6-5, 301, 11/3/94  
Rookie, Kentucky*

Signed by Green Bay as an undrafted free agent on May 4, 2018...Played in 44 games for the Wildcats, starting 36 contests at both offensive tackle spots...Started all 13 games at tackle as a senior in 2017, giving him starts in the final 35 games of his career... Blocked for RB Benny Snell to become the first player in school history to rush for 1,000 yards in consecutive seasons (2016-17)...In the home opener vs. Eastern Kentucky (Sept. 9), opened holes for the Wildcat run game to amass 207 yards and two TDs with 436 yards of total offense... Blocked for a team that compiled a season-high 486 yards of total offense vs. Missouri (Oct. 7)...In a last-second win vs. Tennessee (Oct. 28), blocked for QB Stephen Johnson to score on an 11-yard run with 33 seconds remaining...In the game, helped Kentucky total season highs in rushing yards (289), rushing average (8.0) and rushing TDs (four)...Started all 13 games at RT as a junior in 2016...Opened holes for RBs Boom Williams and Snell to rush for 1,000-plus yards each, making Kentucky the only team in the Southeastern Conference with multiple 1,000-yard rushers...Helped the Wildcats finish No. 3 in the SEC and No. 20 in the country in rushing (234.2 yards per game), with the team's rushing total of 3,044 yards checking in as the top mark since 1974 (3,124)...Blocked for two 100-yard rushers (Williams, 181; Snell, 136) vs. New Mexico State (Sept. 17), with the Wildcats totaling 381 yards and five TDs on the ground and a season-high 692 yards of total offense...Opened holes for Snell (192) and Williams (182) to eclipse the 100-yard mark at Missouri (Oct. 29)...Paved the way for the Wildcats to run for a season-high 443 yards on 55 carries (8.1 avg.) and four TDs at Tennessee (Nov. 11)...The following week vs. Austin Peay (Nov. 19), protected a Wildcat offense that tied a season high with five rushing TDs...Played in 11 games as a sophomore, starting the final nine at RT...Protected for a Wildcat offense that ran for 165 yards on 32 carries (5.2 avg.) vs. Tennessee (Oct. 31)...In the final SEC game of the season at Vanderbilt (Nov. 14), opened holes for Williams to rush for 115 yards...The following week vs. UNC-Charlotte (Nov. 21), blocked for an offense that set season highs in rushing attempts (44), rushing yards (415), rushing average (9.4), rushing TDs (six) and total offense (544), with three players (RB Jojo Kemp, 165, three TDs; Williams, 140, two TDs; RB Sihiem King, 91, TD) posting 90-plus yards on the ground...Played in seven games with one start as a redshirt freshman in 2014...Started in his first career game vs. Tennessee-Martin (Aug. 30), opening holes for RB Braylon Heard to have two carries for 116 yards (58.0 avg.) and two TDs with his scores coming from 73 and 43 yards out...Graduated with degrees in psychology and philosophy...An honorable mention all-state, first-team all-district and all-conference selection at Lakota West (West Chester, Ohio) High School, where he lettered all four years at both offensive tackle and tight end...Was a teammate of Colts C Ryan Kelly...Also lettered in basketball and track, participating in the shot put and discus...Lives in Lexington, Ky. ... Given name Kyle Nelson Meadows; born in Cincinnati, Ohio.

OTHER FREE AGENTS/  
FIRST-YEAR PLAYERS

Community

Admin &  
Coaches

Veterans

OFA/First-Year  
Players

2017  
Review

Records &  
History

Lambeau  
Field

Misc.



## 77 ADAM PANKEY

*G/T, 6-5, 313, 2/2/94*  
*Second Year, West Virginia*

Spent 16 weeks of his rookie season on Green Bay's active roster, appearing in one game (at Detroit, (Dec. 31)...Also dressed, but did not play, in four games and was inactive for 10 contests...Signed by Green Bay as an undrafted free agent on May 5, 2017...Released by the Packers on Sept. 2, 2017...Signed to the Packers' practice squad on Sept. 3, 2017, and then was signed to the active roster on Sept. 13, 2017... Played in 45 games with 36 starts while playing guard and tackle over four seasons at West Virginia...Made 11 starts in 12 games played as a senior in 2016, with two of the starts coming at G...Was named second-team All-Big 12 by *The Associated Press* and ESPN.com...Recognized as third-team All-Big 12 by *Phil Steele's College Football*...Took part in the East-West Shrine Game in January 2017...Blocked for an offense that gained 6,312 yards, and ranked second in the Big 12 in sacks allowed... Protected QB Skyler Howard as he threw for 3,328 yards and 26 TDs of 247-of-404 passing (61.1 pct.) with 10 interceptions...Blocked for Howard as he added 10 rushing TDs and 463 yards on 142 carries (3.3 avg.)...Opened holes for RB Justin Crawford, who gained 1,184 yards and four TDs on 163 attempts (7.3 avg.)...Blocked for Howard as he completed 20 of 33 passes (60.1 pct.) for 389 yards and five TDs with one INT vs. Youngstown State (Sept. 10)...Blocked for an offense that totaled five TDs and 332 rushing yards on 46 attempts (7.2 avg.) along with 318 yards and a TD on 21-of-31 passing (67.7 avg.), at Texas Tech (Oct. 15)...Paved the way for Crawford to run for 209 yards on 28 carries (7.5 avg.) in a win vs. Baylor (Dec. 3)...Started 12 games at G as a junior in 2015, missing one game due to injury...Blocked for a rushing attack that featured RB Wendell Smallwood and his 1,519 rushing yards with nine TDs on 238 carries (6.4 avg.)...Protected Howard as he completed 221 of 403 passes (54.8 pct.) for 3,145 yards and 26 TDs with 14 INTs...Blocked for an offense that produced 601 total yards vs. Maryland (Sept. 26) and opened holes for Smallwood to score a TD and gain 147 yards on 22 attempts (6.7 avg.)...Part of a line that blazed the path for three 100-yard rushers at Kansas (Nov. 21) as the offense averaged 7.2 yards per play...Started all 13 games at LT as a sophomore in 2014, leading the team in offensive snaps played with 1,092...Protected QB Clint Trickett as he completed 281 of 419 passes (67.1 pct.) for 3,285 yards and 18 TDs with 10 INTs...In the first start of his career, was part of a line that gave Trickett time to complete 29 of 45 passes (64.4 pct.) for 365 yards and a TD vs. Alabama in the Chick-fil-A Kickoff Game (Aug. 30)...Helped protect Trickett as he threw for 511 yards and four TDs on 37-of-49 passing (75.5 pct.) with one INT at Maryland (Sept. 13)...Appeared in eight games on special teams and as a reserve offensive lineman as a redshirt freshman in 2013...Part of a line that blocked for RB Charles Sims to run for 1,095 yards and 11 TDs on 208 attempts (5.3 avg.), the first 1,000-yard rusher for West Virginia in four seasons...Saw the first action of his career in an upset win vs. Oklahoma State (Sept. 28)...Helped open holes for Sims to total 24 carries for 154 yards (6.4 avg.) and a TD at Texas Christian (Nov. 2)...Earned his degree in multidisciplinary studies...Attended Hamilton (Ohio) High, lettering three years in football, two years in basketball and three in track and field...Was selected first-team All-Greater Miami (Ohio) area three times and Division I third-team All-Ohio as a senior...Played guard and tackle in high school...Visited children in the hospital while in college...Lives in Hamilton, Ohio...Nickname is "Pank"...Given name Adam Leon Pankey; born in Hamilton, Ohio.



## 59 MARCUS PORTER

*LB, 6-0, 229, 8/30/96*  
*Rookie, Fairmont State*

Signed by Green Bay as an undrafted free agent on May 4, 2018... Was a four-time All-Mountain East Conference selection at Fairmont State, where he led the team in tackles all four seasons...Played in 43 games with 39 starts at middle linebacker and ranks sixth in school history with 336 tackles (203 solo)...Accumulated 29 tackles for a loss, seven sacks, six interceptions and a forced fumble in his four seasons...Was a first-team All-MEC honoree and was named to the Don Hansen NCAA Division II All-America team as a senior in 2017 after starting all 11 games and ranking sixth in the league with a team-high 95 tackles (56 solo), 13 tackles for a loss, 3½ sacks and a fumble recovery...Was also selected to play in the 2017 National Bowl, an annual postseason all-star game consisting of top players from non-FBS schools...Kicked the season off vs. East Stroudsburg (Aug. 31) by setting a career high with 16 tackles (five solo), including 1½ tackles for a loss and a half-sack...Recorded 11 tackles (four solo) with two tackles for a loss at Charleston (Sept. 21)...Racked up two tackles for a loss and a sack each in back-to-back weeks vs. Virginia-Wise (Sept. 30) and at Notre Dame College (Oct. 7)...Tallied his third double-digit-tackle effort of the season, totaling 10 tackles (five solo) with a sack vs. West Virginia State (Oct. 28)...Started all 12 games and racked up a career-high 100 tackles (55 solo), with six tackles for a loss, a half-sack and a forced fumble as a junior in 2016 en route to his first first-team All-MEC selection...Notched a season-high 14 tackles (nine solo) and a forced fumble at West Liberty (Sept. 15)...The forced fumble occurred in the fourth quarter, giving FSU the ball back in West Liberty's territory to set up the game-winning TD...Recorded a safety on the game's opening drive at UVA-Wise (Oct. 22) in the Falcons' 58-3 victory...The following week vs. Notre Dame College (Oct. 27), led the team with 13 tackles (five solo) and split a sack...Had 11 tackles (eight solo), including a tackle for a loss, at Shepherd (Nov. 5)...Played in and started all 10 games and led the team with 72 tackles (49 solo) as well as a career-high four interceptions as a sophomore in 2015...Also added six tackles for a loss and two sacks...Was a second-team All-MEC selection...Opened the season with eight tackles and a sack vs. West Virginia State (Sept. 3)...Scored his first career TD on a 69-yard INT return vs. West Liberty (Sept. 17) while also leading the team with a season-high nine tackles (seven solo)...Matched his career high with two INTs and tied a season high with nine tackles (eight solo) at Charleston (Oct. 17)... Ended the season at Glenville State (Nov. 12) with seven tackles (five solo) and a sack...Began his collegiate career by playing in all 10 games and starting the final six as a true freshman in 2014...Totaled a team-leading 69 tackles (51 solo) with four tackles for a loss, a sack and two interceptions...Recorded a sack and two tackles for a loss in his Falcon debut vs. Notre Dame College (Sept. 4)...In his first career start, had 11 tackles (10 solo) vs. Concord (Oct. 4), beginning a streak of five consecutive double-digit-tackle games...Notched 10 tackles (seven solo) and two tackles for a loss vs. Urbana (Oct. 25)...Racked up a season-high 12 tackles (eight solo) in the home finale vs. Charleston (Nov. 8)...Intercepted the first two passes of his career the following week at UVA-Wise (Nov. 15)...Majorred in exercise science...Was a three-year letterwinner at Gwynn Park (Bandywine, Md.) High School, where he had 185 tackles (116 solo) and seven sacks as a senior...Also played tight end...Lettered in track and field...Participated in numerous



community-service projects with his fraternity in college... Younger brother, Michael, is a junior defensive back at Fairmont State... Lives in Accokeek, Md. ... Given name Marcus Dickerson Porter; born in Washington, D.C.



## 46 KEVIN RADER

TE, 6-4, 250, 4/26/95  
Rookie, Youngstown State

Signed by Green Bay as an undrafted free agent on May 4, 2018... Played in 43 games with 26 starts for the Penguins... Caught 44 passes for 601 yards (14.3 avg.) and four TDs... Also had six tackles (five solo) after moving from his defensive-line position as a freshman... Started all 11 games as a senior in 2017, hauling in a career-high 22 receptions for 272 yards (12.3 avg.) and two TDs... Had a career-high 100 receiving yards on six receptions (16.6 avg.) with a long of 36 at Pittsburgh (Sept. 2)... Scored his first TD of the season the following week vs. Robert Morris (Sept. 9)... His one reception vs. North Dakota State (Oct. 14) went for a 29-yard TD... Started 13 of 16 games played and set a career high with 285 receiving yards on 17 receptions (16.7 avg.) and two TDs as a junior in 2016... Caught two passes for a season-high 62 yards (31.0 avg.) and the first TD of his career vs. Robert Morris (Sept. 17)... Had a 41-yard reception in the opening round of the FCS playoffs vs. Samford (Nov. 26)... Had a game-winning, one-handed 5-yard TD reception, catching the ball on a defender's shoulder with one second remaining in the FCS semifinals at No. 2-ranked Eastern Washington (Dec. 17) to give the unranked Penguins a spot in the FCS national championship game... Played in 11 games, making two starts at tight end and posted two receptions for 44 yards (22.0 avg.) as a sophomore in 2015 after playing his freshman season on the defensive line... Also had four special teams tackles (three solo) on the season... Caught his first career pass for 21 yards vs. Saint Francis (Sept. 19)... Had a season-long 23-yard reception vs. Missouri State (Nov. 7)... Also notched a solo tackle... Played in five games as a defensive lineman his redshirt freshman season in 2014, recording one solo tackle... Made his collegiate debut vs. Duquesne (Sept. 6)... Recorded the first tackle of his career vs. Saint Francis (Sept. 20)... Earned his degree in marketing... A two-year letterwinner at defensive end, wide receiver and tight end at Pine-Richland (Gibsonia, Pa.) High School... Has volunteered with the Juvenile Diabetes Research Fund... Was a caddy at a local golf course while in high school... Lives in Pittsburgh, Pa. ... Given name Kevin Charles Rader; born in Pittsburgh, Pa.




## 67 CONOR SHEEHY

DL, 6-4, 295, 7/24/96  
Rookie, Wisconsin

Signed by Green Bay as an undrafted free agent on May 4, 2018... Played in 54 games with 33 starts over four seasons for the Badgers... Notched 94 tackles (35 solo), 13½ tackles for a loss, six sacks and a forced fumble for his career... Part of the winningest senior class in program history as the Badgers totaled a 45-10 record in his four seasons... Also part of a defensive unit that helped Wisconsin win three division titles and four bowl games and rank No. 2 nationally in scoring defense, No. 2 in rush-

ing defense and No. 3 in total defense over the span of his four-year career in Madison... Was a second-team All-Big Ten selection by the coaches and a third-team selection by the media as a senior in 2017, and was also invited to the 2018 East-West Shrine Game... Started all 14 games at defensive end, setting career highs with 34 tackles (14 solo) and 5½ tackles for a loss while also adding 1½ sacks... Part of a defense that ranked No. 2 in the NCAA in total defense (262.1 yards per game), No. 3 in scoring defense (13.9 points per game) and No. 3 in rushing defense (98.4 yards per game)... Recorded his first sack of the season vs. Purdue (Oct. 14) to go along with two tackles (one solo) and a pass defended... Had four tackles (three solo) and a career-high two tackles for a loss the following week vs. Maryland (Oct. 21)... In his final career home game, racked up four tackles and 1½ tackles for a loss vs. Michigan (Nov. 18)... Notched a career-high six tackles (two solo) in the Big Ten Championship Game vs. Ohio State (Dec. 2)... Started 11 of 13 games played as a junior in 2016... Tallied 27 tackles (12 solo), four tackles for a loss, a career-high 2½ sacks and a forced fumble... Was a third-team all-conference selection by the coaches and earned honorable mention recognition from the media... Recorded a half-sack and a tackle for a loss in the Big Ten opener at Michigan State (Sept. 24)... Racked up three tackles (two solo) and a sack vs. Ohio State (Oct. 15)... Had a season-high five tackles (four solo), with 1½ tackles for a loss and a sack, at Northwestern (Nov. 5)... Also had a key forced fumble on the opening drive of the fourth quarter, stripping the ball from QB Clayton Thorson to give the Badgers the ball back near midfield... Played in 13 games with eight starts at nose tackle and DE as a sophomore in 2015... Racked up 31 tackles (eight solo), three tackles for a loss and two sacks... Split a sack for the first time in his career vs. Miami (Ohio) (Sept. 12) and had two tackles (both assisted)... The following week vs. Troy (Sept. 19), notched his first career solo sack and had three tackles (one solo)... In the Big Ten opener vs. Iowa (Oct. 3), recorded three tackles (all assisted) with a half-sack... Had four tackles (one solo) and a shared tackle for a loss at Illinois (Oct. 24)... Set a season high with five tackles (three solo) in the home finale vs. Northwestern (Nov. 21)... Finished the season with two tackles (one solo) and split a tackle for a loss in the Holiday Bowl vs. Southern California (Dec. 30)... As a true freshman in 2014, played in all 14 games and recorded two tackles (one solo) and a tackle for a loss... Made his Wisconsin debut vs. Louisiana State (Aug 30), recording his first career tackle... Recorded his first career tackle for a loss vs. Western Illinois (Sept. 6)... Majored in personal finance... A four-year letterwinner at Marquette (Milwaukee, Wis.) High School, posted 218 career tackles, 43 tackles for a loss and 14 sacks over four seasons... Was a first-team all-state honoree by *The Associated Press* and was named the Greater Metro Conference's Defensive Player of the Year and Athlete of the Year after racking up 100 tackles, 20 tackles for a loss and four sacks as a senior in 2013... Also earned all-state honors as a junior... Lettered one year in wrestling... Lives in Milwaukee, Wis. ... Last name is pronounced SHEE-hee... Given name Conor Maurice Sheehy; born in Milwaukee, Wis.





# 48 RYAN SMITH

*TE, 6-4, 257 1/13/96*  
*Rookie, Miami (Ohio)*

Signed by Green Bay as an undrafted free agent on May 4, 2018...Played in 48 games with 32 starts over four seasons with the RedHawks and caught 92 passes for 1,149 yards (12.5 avg.) and 14 TDs...Started nine of 12 games played as a senior in 2017, recording career highs with 35 receptions for 454 yards (13.0 avg.) and four TDs...Set career highs with seven receptions for 98 yards (14.0 avg.) and two TDs in the season opener at Marshall (Sept. 2)...Notched four receptions for 39 yards (9.8 avg.) and a TD vs. Kent State (Oct. 14)...Finished his home career with five catches for 73 yards (14.6 avg.) and a TD with a career-long 45-yard reception vs. Eastern Michigan (Nov. 15)...As a junior in 2016, played in and started all 13 games, posting 31 receptions for 356 yards (11.5 avg.) and tying a career high with five TDs...Caught receiving TDs in three consecutive games (vs. Ohio, Oct. 1; at Akron, Oct. 8; at Bowling Green State, Oct. 22)...Tied for the team lead with three receptions vs. Central Michigan (Nov. 4), to go with 42 yards (14.0 avg.) and a TD...Finished the season in the St. Petersburg Bowl vs. Mississippi State (Dec. 26) with a team-leading seven receptions for 72 yards (10.3 avg.) and a TD...In his sophomore campaign in 2015, played in 11 games with five starts...Accumulated 21 receptions for 251 yards (12.0 avg.) and a team-high five TDs...Caught TD passes from 14 and 2 yards out vs. Cincinnati (Sept. 19), his only receptions of the day...His two TD catches also set a career high...His lone 16-yard reception the following week at Western Kentucky (Sept. 26) went for another TD...Set season highs with five receptions for 70 yards (14.0 avg.) with a long of 32 at Kent State (Oct. 3)...Caught TD passes vs. Buffalo (Oct. 29) and vs. Akron (Nov. 14)...Started five of 12 games played as a true freshman in 2014...Nabbed five receptions for 88 yards (17.6 avg.) on the season...Made the first catch of his career vs. Massachusetts (Oct. 4), a 10-yard reception...Set season highs with three receptions for 70 yards (23.3 avg.) at Northern Illinois (Oct. 18)...Majored in history...Attended Fenwick (Oak Park, Ill.) High School, where he was a first-team all-conference selection after a 50-catch, 11-TD season as a senior...Was a team captain as a senior...Also lettered three years in rugby...Has volunteered as a coach at his high school during his free time...His grandfather, the late Johnny Latner, won the 1953 Heisman Trophy as a running back at Notre Dame and is a member of the College Football Hall of Fame...Was a high school teammate of Titans LB Robert Spillane...Lives in River Forest, Ill. ... Given name Ryan Patrick Smith; nickname is "Smitty"... Born in Chicago, Ill.



# 56 AHMAD THOMAS

*LB, 6-0, 220, 12/15/94*  
*First Year, Oklahoma*

Re-signed by Green Bay on Jan. 4, 2018...Originally entered the NFL as an undrafted free agent with Oakland on May 5, 2017...Released by the Raiders on May 8, 2017...Signed by the Packers to the team's practice squad on Nov. 29, 2017...Spent the final five weeks of the 2017 season on Green Bay's practice squad...As a safety at Oklahoma, played in 51 games, starting 39, including each game in his final three seasons...Was a team captain during his senior season for the Sugar Bowl-winning Sooners...Started all 13 games for the third consecutive year in 2014 and was named honorable mention All-Big 12...His 64 total tackles ranked fourth on OU's defense...Finished the season with one sack and his first career fumble recovery...Recorded a season-high 11 tackles at Texas Tech (Oct. 22)...Recorded a sack vs. Ohio State (Sept. 17)...Was a second-team All-Big 12 selection as a junior in 2015 after starting all 13 games for the second consecutive season and ranking third on the team with 75 tackles and three interceptions...Recorded his first career sack vs. Tulsa (Sept. 19), while also finishing with 10 tackles...Notched his first interception of the season and recorded a sack for the second straight game vs. West Virginia (Oct. 3)...Led the team with 10 tackles vs. Iowa St. (Nov. 7)...Intercepted his third pass of the season during the team's home finale against TCU (Nov. 21)...Started all 13 games for the first time in his career as a sophomore, ranking third on the team with 75 tackles...Made his starting debut in the season opener vs. Louisiana Tech (Aug. 30), recording a tackle and a pass defended...Notched seven tackles in the conference opener at West Virginia (Sept. 20)...Set a career high with 14 tackles to go along with a shared tackle for a loss in a matchup vs. Baylor (Nov. 8)...Intercepted his first career pass in the Sooners' next home game vs. Kansas (Nov. 22)...Played in 12 of 13 games as a true freshman during Oklahoma's Sugar Bowl-winning season in 2013 and recorded nine tackles...Notched the first two tackles of his career at Baylor (Nov. 7)...Recorded a season-high six tackles vs. Iowa State (Nov. 16)...Earned his degree in communications... Attended Miami (Fla.) Central High School...Lettered in track and field as well as football all four years at Miami Central...Was a high school teammate of Falcons RB Devonta Freeman...Has been back to Oklahoma and Miami Central to speak to student-athletes and has worked with the Brown County (Wis.) Foster Program...Married, wife's name is Skyler...Has two children, a daughter, Skylynn, and a son, Ahmad Thomas II...First name is pronounced uh-MAHD...Lives in Green Bay...Adopted at three months old by Marvce Thomas...Was reunited with his biological parents in February 2018 after 23 years apart...Given name Ahmad De'ari Thomas; born in Miami, Fla.



# 49 ROBERT TONYAN

*TE, 6-5, 237, 4/30/94*  
*First Year, Indiana State*

Re-signed by the Packers on Jan. 2, 2018...Spent the final four weeks of the 2017 season on Green Bay's practice squad...

Was signed as an undrafted free agent by the Detroit Lions on May 12, 2017...Released by the Lions following training camp on Sept. 2...Finished his four-year career at Indiana State as the program's leader in career touchdown receptions (20), single-season touchdown receptions (10, 2016) and most consecutive games with a reception (21, 2015-16)...Also ranks No. 2 in school history with 2,047 receiving yards...Has three of the top 15 single-season receiving-yardage outputs in program history...Earned second-team All-Missouri Valley Football Conference honors as a senior WR in 2016 after leading the team in receptions (56), receiving yards (699) and receiving TDs (10)...Recorded eight receptions for 90 yards (11.3 avg.) and a career-high three TDs at Minnesota (Sept. 10)...Led the Sycamores the following week at Southeast Missouri State (Sept. 17) with seven catches for 90 yards (12.9) and a TD...Caught a career-long 65-yard TD reception at Western Illinois (Oct. 8)...Had a season-high 131 receiving yards on eight receptions (16.4 avg.) and two TDs at Southern Illinois (Oct. 22)...Was named honorable mention All-MVFC in 2015 as a junior...Started six of 11 games played and finished the season with 40 receptions for 601 yards (15.0 avg.) and six TDs...Also completed two passes for 56 yards...Had 10 receptions of 20-plus yards...Notched four receptions for 74 yards (18.5 avg.) and a TD at Purdue (Sept. 12)...Recorded nine receptions for 117 yards (13.0 avg.) and three TDs at Illinois State (Oct. 31)...Led the Sycamores with 80 receiving yards on three receptions (26.6 avg.) and a touchdown at Northern Iowa (Nov. 7)...As a sophomore in 2014, transitioned to wide receiver after spending his freshman season at quarterback...Played in 13 games and caught 54 passes for 747 yards (13.8 avg.) and four TDs...His 4.2 catches per game ranked No. 10 in the MVFC...Notched eight passes for 89 yards (11.1 avg.) and the first receiving TD of his career vs. Liberty (Sept. 27)...Tied for the team lead with five receptions for 76 yards (15.2 avg.) and a TD at Southern Illinois (Oct. 25)...Tied a season high with eight receptions for a career-high 172 yards (21.5) in the final game of the regular season at Western Illinois (Nov. 22)...Started three games at quarterback as a redshirt freshman in 2013, while playing in 11 total contests...For the season, completed 35 of 102 passes for 348 yards and three TDs...His first career completion at Indiana (Aug. 29) went for a 57-yard touchdown to WR Demory Lawshe...Tallied a passing TD and a rushing TD vs. Quincy (Sept. 14)...Made his first career start at Illinois State (Oct. 19), completing 8 of 22 passes for 69 yards while adding a 5-yard TD run in the third quarter...Majored in physical education...Attended McHenry (Ill.) High School-East Campus, where he lettered two years each in football and basketball...Was an all-conference selection as a QB following his junior and senior seasons...Set the school's career record for passing yards (5,000)...Also attended Marian Central Catholic High School (Woodstock, Ill.) as a freshman...Volunteers at the Colton Underwood Legacy Foundation, supporting people with cystic fibrosis...Sister, Danielle, played volleyball at Bowling Green State (2010-13)...Lives in McHenry, Ill. ...Given name Robert Joseph Tonyan Jr.; born in McHenry, Ill.



# 57 ZACH TRINER

*LS, 6-2, 247, 1/30/91*  
*First Year, Assumption*

Re-signed by the Packers on Jan. 2, 2018...Spent Week 17 on the Packers' practice squad after signing with the team on Dec.

27...Originally entered the NFL as an undrafted free agent with the N.Y. Jets on Jan. 5, 2017...Released by the Jets on May 5, 2017...Spent three seasons at Assumption College (Worcester, Mass.), where he was a linebacker, after playing lacrosse at Siena College...As a senior in 2014, played in all 11 games, finishing with 31 tackles (12 solo), 5½ sacks and 7½ tackles for a loss to go along with two forced fumbles...Had two tackles (one solo) and his first sack of the season vs. LIU Post (Sept. 27)...In a shutout victory over Pace (Oct. 10), finished with four tackles (two solo), a career-high two sacks and a forced fumble...Had a career-high seven tackles (five solo) to go along with a sack vs. Bentley (Nov. 1)...In the final game of the season vs. New Haven (Nov. 15), finished with two tackles (one solo), a sack and a forced fumble...Played in 11 games as a junior in 2013, amassing 31 tackles (14 solo), two sacks, five tackles for a loss, a forced fumble, a fumble recovery and two passes defended...Began the season at Bryant (Sept. 7) with a season-high six tackles (three solo)...Recorded his first sack of the season at American International (Sept. 27) to go along with a fumble recovery and a pass defended...Finished with four tackles (three solo) and a sack at St. Anselm (Oct. 11)...Played in three games in his first season at Assumption in 2012, notching four tackles (two solo) and a sack...Recorded the first sack of his career vs. Pace (Oct. 27)...Prior to his football career at Assumption, played lacrosse at Siena College in 2011, helping the team win the Metro Atlantic Athletic Conference championship in 2011...Graduated from Assumption with a psychology degree...Lettered at Marshfield (Mass.) High School for three seasons, seeing time at long snapper, defensive end and guard...Was a two-time all-conference and all-state selection...Was named to the all-time Marshfield High School football team...Also lettered in lacrosse...Named Defensive MVP of the 2009 Shriner's Game...Was a stockbroker from 2015-17 at Fidelity Investments after graduating college...Stepfather, Steve Gangi, played minor-league baseball in the Atlanta Braves organization in 1986...Lives in Marshfield, Mass. ...Full name Zach Michael Triner; born in Marshfield, Mass.



## 26 HERB WATERS

*CB, 6-0, 188, 11/10/92*  
*Second Year, Miami*

Originally signed by Green Bay as an undrafted free agent on May 6, 2016...Spent the 2017 season on injured reserve after suffering a shoulder injury in training camp...Spent the entire 2016 regular season on the Packers' practice squad, moving to cornerback from wide receiver early in the season...Was signed to the active roster on Jan. 5, 2017, and appeared in two postseason contests...Made his NFL debut vs. the N.Y. Giants (NFC Wild Card, Jan. 8), seeing 14 snaps of action on special teams... Played two snaps on special teams at Dallas (NFC Divisional, Jan. 15)...Was inactive (healthy scratch) at Atlanta (NFC Championship, Jan. 22)...Played in 47 games with 20 starts at Miami as a WR, totaling 99 receptions for 1,534 yards (15.5 avg.) and nine TDs...Started 11 of 13 games played as a senior in 2015, ranking third on the team with a career-high 624 receiving yards...Totaled a career-best 41 receptions and scored a TD...His yards-per-reception average was the highest on the team at 15.2...Registered the third 100-yard receiving game of his career in Miami's 44-20 victory vs. Florida Atlantic (Sept. 11), totaling 102 yards on five catches (20.4 avg.) while snagging a season-long 45-yard catch against the Owls...Hauled in a 33-yard TD, adding to his total of four receptions for 77 yards (19.3 avg.), at Duke (Oct. 31)...Started four of 10 games played as a junior in 2014, recording 20 catches for 277 yards (13.5 avg.) and a TD...Notched team-high totals of six catches for 61 yards (10.2 avg.) at Louisville (Sept. 1)... Led his unit with five receptions for a game-high 81 yards (16.2 avg.) and hauled in his first TD grab of the season in the 22-10 victory vs. Duke (Sept. 27)...Played in 12 games with four starts as a sophomore in 2013 and recorded his second-best career totals in receptions (28) and receiving yards (406, 14.5 avg.) with a career-high five TDs...Posted two receptions for 49 yards (24.5 avg.) and a 63-yard TD run vs. Florida Atlantic (Aug. 30)...Notched 73 yards and a TD on just two catches (36.5 avg.) at South Florida (Sept. 28)...Turned in the best performance of his career with nine receptions for 116 yards (12.9 avg.) and two TDs at Duke (Nov. 16)...Started two of 12 games played as a true freshman in 2012, posting 10 catches for 227 yards (22.7 avg.) and two TDs...Registered a career-best 130 yards, including a career-long 87-yard TD catch, on four catches (32.5 avg.) in a win vs. South Florida (Nov. 17)...Majored in criminal justice...Attended Homestead (Fla.) High School, where he recorded 23 catches for 385 yards (16.7 avg.) and 10 TDs and added five punt returns for TDs as a senior... Also played defensive back and posted two interceptions... Served as the team captain for both his junior and senior seasons...As a junior, registered 30 carries for 245 yards (8.2 avg.) and six TDs, adding five receptions for 38 yards (7.6 avg.)...Also played quarterback in high school in addition to wide receiver, running back and defensive back... Lives in Miami, Fla. ...Has a daughter, Aubree...Given name Herbert Lewis Waters; born in Homestead, Fla.



## 10 DEANGELO YANCEY

*WR, 6-1, 220, 11/18/94*  
*First Year, Purdue*

Selected by Green Bay with the first of two fifth-round choices (No. 175 overall) in 2017, a draft pick acquired from the Denver Broncos, along with a seventh-round selection (No. 238 overall), in exchange for a fifth-round choice (No. 172 overall) in the 2017 NFL Draft...Spent the entire 2017 season on the Packers' practice squad...Started 36 of 47 games played in four seasons at Purdue, including the final 24 contests...Finished his Purdue career with the seventh-most receiving yards (2,344) and receiving touchdowns (20) in school history, also ranking No. 16 in receptions (141)...Eight of his 20 career TD catches were 50-plus yards as he averaged 38.3 yards per TD reception...Named second-team All-Big Ten as a senior in 2016 after leading the team and setting career highs in receptions (49), receiving yards (951) and receiving TDs (10)...Ranked second among all Big Ten receivers during the regular season in receiving yardage and receiving touchdowns...Scored seven of his 10 touchdowns on receptions of 35-plus yards...Became the first Purdue player with 10-plus TD catches since 2004...Totaled 100 receiving yards and two TDs on four receptions (25.0 avg.), including a career-long 88-yard TD reception, vs. Nebraska (Oct. 22)...Finished with a career-best 155 yards and two TDs on six receptions (25.8 avg.), including a 75-yard TD catch in the second quarter, vs. Wisconsin (Nov. 19)... His 155 yards receiving were the most by a Bolliermaker since 2008...Registered 78 yards and a TD on six receptions (13.0 avg.) and also intercepted a deep pass at the end of the first half at Indiana (Nov. 26)...Started all 12 games as a junior in 2015, recording 48 receptions for 700 yards (14.6 avg.) and five TDs...Registered two receptions for 68 yards (34.0 avg.), including a 50-yard TD catch, vs. Indiana State (Sept. 12)...Tallied five receptions for 111 yards (22.2 avg.) and two TDs vs. Nebraska (Oct. 31)... Finished with a season-high nine receptions for 117 yards (13.0 avg.) at Iowa (Nov. 21)...Appeared in all 12 games with seven starts as a sophomore in 2014, recording 12 receptions for 147 yards (12.3 avg.) and three TDs...Tallied two receptions for 48 yards (24.0 avg.) and a TD at Notre Dame (Sept. 13)...Hauled in four receptions for 30 yards (7.5 avg.) and a TD against Southern Illinois (Sept. 20)...Started five of 11 games played as a true freshman in 2013, finishing with 32 receptions for a team-high 546 yards (17.1 avg.) and two TDs...Made his collegiate debut and recorded a 27-yard reception at Cincinnati (Aug. 31)... Tallied a season-best 146 yards and a TD on five receptions (29.2 avg.) vs. Nebraska (Oct. 12)...Posted a career-high 11 receptions for 125 yards (11.4 avg.) and a TD at Indiana (Nov. 30)...Majored in retail management at Purdue... Named 6-A-A-A-A-A all-region first-team and second-team all-state at Benjamin E. Mays High School in Atlanta, Ga. ... Lettered four years in football, seeing time at punter, wide receiver, tight end and safety...Lives in Atlanta, Ga. ...Given name DeAngelo Lamar Yancey; born in Atlanta, Ga.

**QUARTERBACK (4)**

Tim Boyle  
Brett Hundley  
DeShone Kizer  
Aaron Rodgers

**RUNNING BACK (5)**

Joel Bouagnon  
Aaron Jones  
Devante Mays  
Ty Montgomery  
Jamaal Williams

**FULLBACK (2)**

Joe Kerridge  
Aaron Ripkowski

**WIDE RECEIVER (10)**

Davante Adams  
Geronimo Allison  
Michael Clark  
Randall Cobb  
Trevor Davis  
Jake Kumerow  
J'Mon Moore  
Equanimeous St. Brown  
Marquez Valdes-Scantling  
DeAngelo Yancey

**TIGHT END (7)**

Emanuel Byrd  
Jimmy Graham  
Lance Kendricks  
Mercedes Lewis  
Kevin Rader  
Ryan Smith  
Robert Tonyan

**OFFENSIVE LINE (16)**

Kofi Amichia  
David Bakhtiari  
Byron Bell  
Bryan Bulaga  
Austin Davis  
Dillon Day  
Alex Light  
Corey Linsley  
Cole Madison  
Justin McCray  
Kyle Meadows  
Kyle Murphy  
Adam Pankey  
Lucas Patrick  
Jason Spriggs  
Lane Taylor

**DEFENSIVE LINE (9)**

Montravius Adams  
Kenny Clark  
Mike Daniels  
Tyler Lancaster  
James Looney  
Dean Lowry  
Joey Mbu  
Conor Sheehy  
Muhammad Wilkerson

**LINEBACKER (16)**

Parris Bennett  
Vince Biegel  
Oren Burks  
Kendall Donnerson  
Kyler Fackrell  
Reggie Gilbert  
Naashon Hughes  
C.J. Johnson  
Blake Martinez  
Greer Martini  
Clay Matthews  
Chris Odum  
Nick Perry  
Marcus Porter  
Jake Ryan  
Ahmad Thomas

**CORNERBACK (11)**

Jaire Alexander  
Donatello Brown  
Demetri Goodson  
Josh Hawkins  
Davon House  
Josh Jackson  
Kevin King  
Lenzy Pipkins  
Quinten Rollins  
Herb Waters  
Tramon Williams

**SAFETY (6)**

Kentrell Brice  
Ha Ha Clinton-Dix  
Marwin Evans  
Raven Greene  
Josh Jones  
Jermaine Whitehead

**SPECIALIST (4)**

Hunter Bradley  
Mason Crosby  
JK Scott  
Zach Triner

## Rookies are underlined ##**PRONUNCIATION GUIDE****PLAYERS**

Montravius Adams ..... mon-TRAY-vee-us  
Jaire Alexander ..... ji-air  
Kofi Amichia ..... KOE-fee uh-MEE-chee-uh  
David Bakhtiari ..... bock-tee-R-ee  
Joel Bouagnon ..... jo-ELL bwon-nyo  
Kentrell Brice ..... ken-TRELL  
Bryan Bulaga ..... buh-LAH-guh  
Kyler Fackrell ..... FACK-rull  
Naashon Hughes ..... NAY-shon  
Joe Kerridge ..... KAIR-idge  
DeShone Kizer ..... duh-SHONN  
Jake Kumerow ..... KOO-mer-o  
Joey Mbu ..... EM-boo  
J'Mon Moore ..... JAY-mon

Conor Sheehy ..... SHEE-hee  
Equanimeous St. Brown ..... eck-wah-nihm-ee-ous  
Ahmad Thomas ..... uh-MAHD  
Marquez Valdes-Scantling ..... mar-KWEZ  
Tramon Williams ..... truh-MON

**COACHES**

Brian Angelichio ..... an-juh-LEEK-o  
James Campen ..... KAMP-en  
Ryan Downard ..... DOWN-erd  
Jim Hostler ..... HOSS-ler  
Mark Lovat ..... luh-VOTT  
Mike Pettine ..... PETT-in  
David Raih ..... RYE



No.	Name	Pos	Ht	Wt	Birthdate	Exp	College	High School	Hometown
17	Adams, Davante	WR	6-1	215	12/24/92	5	Fresno State		Palo Alto, Calif.
90	Adams, Montravius	DL	6-4	304	7/24/95	2	Auburn		Vienna, Ga.
23	Alexander, Jaire	CB	5-10	196	2/9/97	R	Louisville		Charlotte, N.C.
81	Allison, Geronimo	WR	6-3	202	1/18/94	3	Illinois		Riverview, Fla.
79	Amichia, Kofi	G	6-3	304	7/29/94	1	South Florida		Powder Springs, Ga.
69	Bakhtiari, David	T	6-4	310	9/30/91	6	Colorado		San Mateo, Calif.
74	Bell, Byron	T/G	6-5	320	1/17/89	8	New Mexico		Greenville, Texas
49d	Bennett, Parris	LB	6-0	233	2/15/96	R	Syracuse		Detroit, Mich.
45	Biegel, Vince	LB	6-3	246	7/2/93	2	Wisconsin		Wisconsin Rapids, Wis.
34	Bouagnon, Joel	RB	6-2	230	3/28/95	1	Northern Illinois		Aurora, Ill.
8	Boyle, Tim	QB	6-4	232	10/3/94	R	Eastern Kentucky		Middletown, Conn.
43	Bradley, Hunter	LS	6-3	241	5/21/94	R	Mississippi State		Collierville, Tenn.
29	Brice, Kentrell	S	5-11	200	8/11/94	3	Louisiana Tech		Ruston, La.
44	Brown, Donatello	CB	6-0	190	5/15/91	2	Valdosta State		Kennesaw, Ga.
75	Bulaga, Bryan	T	6-5	314	3/21/89	9	Iowa		Woodstock, Ill.
42	Burks, Oren	LB	6-3	233	3/21/95	R	Vanderbilt		Lorton, Va.
86	Byrd, Emanuel	TE	6-2	240	12/9/94	1	Marshall		Albany, Ga.
97	Clark, Kenny	DL	6-3	314	10/4/95	3	UCLA		Rialto, Calif.
89	Clark, Michael	WR	6-6	217	10/26/95	1	Marshall		St. Petersburg, Fla.
21	Clinton-Dix, Ha Ha	S	6-1	208	12/21/92	5	Alabama		Orlando, Fla.
18	Cobb, Randall	WR	5-10	192	8/22/90	8	Kentucky		Alcoa, Tenn.
2	Crosby, Mason	K	6-1	207	9/3/84	12	Colorado		Georgetown, Texas
76	Daniels, Mike	DL	6-0	310	5/5/89	7	Iowa		Blackwood, N.J.
60	Davis, Austin	C	6-4	301	2/25/95	R	Duke		Mansfield, Texas
11	Davis, Trevor	WR	6-1	188	7/4/93	3	California		Martinez, Calif.
55	Day, Dillon	C	6-4	296	10/17/91	1	Mississippi State		West Monroe, La.
91	Donnerson, Kendall	LB	6-3	249	4/22/96	R	Southeast Missouri		Maumelle, Ark.
25	Evans, Marwin	S	5-11	211	4/10/93	3	Utah State		Oak Creek, Wis.
51	Fackrell, Kyler	LB	6-5	245	11/25/91	3	Utah State		Mesa, Ariz.
93	Gilbert, Reggie	LB	6-3	261	4/1/93	1	Arizona		Laveen, Ariz.
39	Goodson, Demetri	CB	5-11	197	6/11/89	5	Baylor		Spring, Texas
80	Graham, Jimmy	TE	6-7	265	11/24/86	9	Miami		Wilson, N.C.
36	Greene, Raven	S	5-11	197	2/2/95	R	James Madison		Virginia Beach, Va.
28	Hawkins, Josh	CB	5-10	189	1/23/93	3	East Carolina		Kernersville, N.C.
31	House, Davon	CB	6-0	195	7/10/89	8	New Mexico State		Palmdale, Calif.
46d	Hughes, Naashon	LB	6-3	259	7/15/95	R	Texas		Harker Heights, Texas
7	Hundley, Brett	QB	6-3	226	6/15/93	4	UCLA		Chandler, Ariz.
37	Jackson, Josh	CB	6-0	196	4/3/96	R	Iowa		Corinth, Texas
54	Johnson, C.J.	LB	6-2	226	1/18/94	R	East Texas Baptist		Alvarado, Texas
33	Jones, Aaron	RB	5-9	208	12/2/94	2	Texas-El Paso		El Paso, Texas
27	Jones, Josh	S	6-2	220	9/20/94	2	North Carolina State		Walled Lake, Mich.
84	Kendricks, Lance	TE	6-3	250	1/30/88	8	Wisconsin		Milwaukee, Wis.
40	Kerridge, Joe	FB	6-0	245	9/17/92	3	Michigan		Traverse City, Mich.
20	King, Kevin	CB	6-3	200	5/5/95	2	Washington		Oakland, Calif.
9	Kizer, DeShone	QB	6-4	235	1/3/96	2	Notre Dame		Toledo, Ohio
16	Kumerow, Jake	WR	6-4	209	2/17/92	1	Wisconsin-Whitewater		South Elgin, Ill.
95	Lancaster, Tyler	DL	6-3	313	11/4/94	R	Northwestern		Plainfield, Ill.
85	Lewis, Mercedes	TE	6-6	267	5/19/84	13	UCLA		Long Beach, Calif.
70	Light, Alex	T/G	6-5	309	5/2/96	R	Richmond		Salem, Va.
63	Linsley, Corey	C	6-3	301	7/27/91	5	Ohio State		Boardman, Ohio
99	Looney, James	DL	6-3	287	5/15/95	R	California		Lake Worth, Fla.
94	Lowry, Dean	DL	6-6	296	6/9/94	3	Northwestern		Rockford, Ill.
61	Madison, Cole	G	6-5	308	12/20/94	R	Washington State		Burien, Wash.
50	Martinez, Blake	LB	6-2	237	1/9/94	3	Stanford		Oro Valley, Ariz.
58	Martini, Greer	LB	6-3	232	6/6/95	R	Notre Dame		Woodberry Forest, Va.
52	Matthews, Clay	LB	6-3	255	5/14/86	10	Southern California		Agoura Hills, Calif.
32	Mays, Devante	RB	5-10	230	5/26/94	2	Utah State		Livingston, Texas
73	Mbu, Joey	DL	6-3	313	3/28/93	2	Houston		Richmond, Texas
64	McCray, Justin	G	6-3	317	5/31/92	2	Central Florida		Miami, Fla.
72	Meadows, Kyle	T	6-5	301	11/3/94	R	Kentucky		West Chester, Ohio
88	Montgomery, Ty	RB	6-0	216	1/22/93	4	Stanford		Dallas, Texas
82	Moore, J'Mon	WR	6-3	205	5/23/95	R	Missouri		Missouri City, Texas
68	Murphy, Kyle	T	6-6	305	12/11/93	3	Stanford		San Clemente, Calif.
98	Odom, Chris	LB	6-4	262	9/16/94	2	Arkansas State		Arlington, Texas

NFL

NFL

No.	Name	Pos	Ht	Wt	Birthdate	Exp	College	High School	Hometown
77	Pankey, Adam	G/T	6-5	313	2/2/94	2	West Virginia		Hamilton, Ohio
62	Patrick, Lucas	G	6-3	313	7/30/93	2	Duke		Brentwood, Tenn.
53	Perry, Nick	LB	6-3	265	4/12/90	7	Southern California		Detroit, Mich.
41	Pipkins, Lenzy	CB	6-0	196	11/7/93	2	Oklahoma State		Mansfield, Texas
59	Porter, Marcus	LB	6-0	229	8/30/96	R	Fairmont State		Brandywine, Md.
460	Rader, Kevin	TE	6-4	250	4/26/95	R	Youngstown State		Gibsonia, Penn.
22	Ripkowski, Aaron	FB	6-1	246	12/20/92	4	Oklahoma		Dayton, Texas
12	Rodgers, Aaron	QB	6-2	225	12/2/83	14	California		Chico, Calif.
24	Rollins, Quinten	CB	5-11	195	7/15/92	4	Miami (Ohio)		Wilmington, Ohio
47	Ryan, Jake	LB	6-2	240	2/27/92	4	Michigan		Cleveland, Ohio
6	Scott, JK	P	6-6	208	10/30/96	R	Alabama		Denver, Colo.
67	Sheehy, Conor	DL	6-4	295	7/24/96	R	Wisconsin		Milwaukee, Wis.
48	Smith, Ryan	TE	6-4	257	1/13/96	R	Miami (Ohio)		Oak Park, Ill.
78	Spriggs, Jason	T	6-6	301	5/17/94	3	Indiana		Elkhart, Ind.
19	St. Brown, Equanimeous	WR	6-5	214	9/30/96	R	Notre Dame		Anaheim, Calif.
65	Taylor, Lane	G	6-3	324	11/22/89	6	Oklahoma State		Arlington, Texas
56	Thomas, Ahmad	LB	6-0	220	12/15/94	1	Oklahoma		Miami, Fla.
490	Tonyan, Robert	TE	6-5	237	4/30/94	1	Indiana State		McHenry, Ill.
57	Triner, Zach	LS	6-2	247	1/30/91	1	Assumption College		Marshfield, Mass.
83	Valdes-Scantling, Marquez	WR	6-4	206	10/10/94	R	South Florida		St. Petersburg, Fla.
26	Waters, Herb	CB	6-0	188	11/10/92	2	Miami		Homestead, Fla.
35	Whitehead, Jermaine	S	5-11	195	3/12/93	2	Auburn		Greenwood, Miss.
96	Wilkerson, Muhammad	DL	6-4	315	10/22/89	8	Temple		Linden, N.J.
30	Williams, Jamaal	RB	6-0	213	4/3/95	2	Brigham Young		Fontana, Calif.
38	Williams, Tramon	CB	5-11	191	3/16/83	12	Louisiana Tech		Houma, La.
10	Yancey, DeAngelo	WR	6-1	220	11/18/94	1	Purdue		Atlanta, Ga.

The term **NFL Rookie** is defined as a player who is in his first season of professional football and has not been on the roster of another professional football team for any regular-season or postseason games. A **Rookie** is designated by an "R" on NFL rosters. Players who have been active in another professional football league or players who have NFL experience, including either preseason training camp or being on an Active List or Inactive List, or on Reserve/Injured or Reserve/Physically Unable to Perform for fewer than six regular-season games, are termed **NFL First-Year Players**. An **NFL First-Year Player** is designated by a "1" on NFL rosters. Thereafter, a player is credited with an additional year of experience for each season in which he accumulates six games on the Active List or Inactive List, or on Reserve/Injured or Reserve/Physically Unable to Perform.

**2018 NUMERICAL ROSTER**

2	Mason Crosby, K.	D6c-07	38	Tramon Williams, CB	UFA (Ari.)-18	67	Conor Sheehy, DL	FA-18
6	JK Scott, P	D5b-18	39	Demetri Goodson, CB	D6-14	68	Kyle Murphy, T	D6-16
7	Brett Hundley, QB	D5-15	40	Joe Kerridge, FB	FA-16	69	David Bakhtiari, T	D4a-13
8	Tim Boyle, QB	FA-18	41	Lenzy Pipkins, CB	FA-17	70	Alex Light, T/G	FA-18
9	DeShone Kizer, QB	T (Cle.)-18	42	Oren Burks, LB	D3-18	72	Kyle Meadows, T	FA-18
10	DeAngelo Yancey, WR	D5a-17	43	Hunter Bradley, LS	D7b-18	73	Joey Mbu, DL	FA-18
11	Trevor Davis, WR	D5-16	44	Donatello Brown, CB	FA-17	74	Byron Bell, T/G	FA-18
12	Aaron Rodgers, QB	D1-05	45	Vince Biegel, LB	D4a-17	75	Bryan Bulaga, T	D1-10
16	Jake Kumerow, WR	FA-17	460	Kevin Rader, TE	FA-18	76	Mike Daniels, DL	D4a-12
17	Davante Adams, WR	D2-14	46d	Naashon Hughes, LB	FA-18	77	Adam Pankey, G/T	FA-17
18	Randall Cobb, WR	D2-11	47	Jake Ryan, LB	D4-15	78	Jason Spriggs, T	D2-16
19	Equanimeous St. Brown, WR	D6-18	48	Ryan Smith, TE	FA-18	79	Kofi Amichia, G	D6-17
20	Kevin King, CB	D2a-17	490	Robert Tonyan, TE	FA-17	80	Jimmy Graham, TE	UFA (Sea.)-18
21	Ha Ha Clinton-Dix, S	D11-14	49d	Parris Bennett, LB	FA-18	81	Geronimo Allison, WR	FA-16
22	Aaron Ripkowski, FB	D6a-15	50	Blake Martinez, LB	D4a-16	82	J'Mon Moore, WR	D4-18
23	Jaire Alexander, CB	D1-18	51	Kyler Fackrell, LB	D3-16	83	Marquez Valdes-Scantling, WR	D5c-18
24	Quinten Rollins, CB	D2-15	52	Clay Matthews, LB	D1b-09	84	Lance Kendricks, TE	FA-17
25	Marwin Evans, S	FA-16	53	Nick Perry, LB	D1-12	85	Marcedes Lewis, TE	FA-18
26	Herb Waters, CB	FA-16	54	C.J. Johnson, LB	FA-18	86	Emanuel Byrd, TE	FA-17
27	Josh Jones, S	D2b-17	55	Dillon Day, C	FA-17 (PS-Den.)	88	Ty Montgomery, RB	D3-15
28	Josh Hawkins, CB	FA-16	56	Ahmad Thomas, LB	FA-17	89	Michael Clark, WR	FA-17
29	Kentrell Brice, S	FA-16	57	Zach Triner, LB	FA-17	90	Montravius Adams, DL	D3-17
30	Jamaal Williams, RB	D4b-17	58	Greer Martini, LB	FA-18	91	Kendall Donnerson, LB	D7c-18
31	Dawan House, CB	FA-17	59	Marcus Porter, LB	FA-18	93	Reggie Gilbert, LB	FA-16
32	Devante Mays, RB	D7a-17	60	Austin Davis, C	FA-18	94	Dean Lowry, DL	D4b-16
33	Aaron Jones, RB	D5b-17	61	Cole Madison, G	D5a-18	95	Tyler Lancaster, DL	FA-18
34	Joel Bouagnon, RB	FA-18	62	Lucas Patrick, G	FA-16	96	Muhammad Wilkerson, DL	FA-18
35	Jermaine Whitehead, S	FA-16	63	Corey Linsley, C	D5a-14	97	Kenny Clark, DL	D1-16
36	Raven Greene, S	FA-18	64	Justin McCray, G	FA-17	98	Chris Odum, LB	W (Atl.)-17
37	Josh Jackson, CB	D2-18	65	Lane Taylor, G	FA-13	99	James Looney, DL	D7a-18

Year	Record	Draft (44)	Trades (1)	Free Agents (44)
2005	4-12	QB Aaron Rodgers D1		
2007	13-3	K Mason Crosby D6c		
2009	11-5	LB Clay Matthews D1b		
2010	10-6	T Bryan Bulaga D1		
2011	15-1	WR Randall Cobb D2		
2012	11-5	LB Nick Perry D1 DL Mike Daniels D4a		
2013	8-7-1	T David Bakhtiari D4a		G Lane Taylor
2014	12-4	S Ha Ha Clinton-Dix D1 WR Davante Adams D2 C Corey Linsley D5a CB Demetri Goodson D6		
2015	10-6	CB Quinten Rollins D2 RB Ty Montgomery D3 LB Jake Ryan D4 QB Brett Hundley D5 FB Aaron Ripkowski D6a		
2016	10-6	DL Kenny Clark D1 T Jason Spriggs D2 LB Kyler Fackrell D3 LB Blake Martinez D4a DL Dean Lowry D4b WR Trevor Davis D5 T Kyle Murphy D6		WR Geronimo Allison S Kentrell Brice S Marwin Evans LB Reggie Gilbert CB Josh Hawkins FB Joe Kerridge G Lucas Patrick CB Herb Waters S Jermaine Whitehead
2017	7-9	CB Kevin King D2a S Josh Jones D2b DL Montravius Adams D3 LB Vince Biegel D4a RB Jamaal Williams D4b WR DeAngelo Yancey D5a RB Aaron Jones D5b G Kofi Amichia D6 RB Devante Mays D7a		CB Donatello Brown TE Emanuel Byrd WR Michael Clark C Dillon Day (PS-Den.) CB Davon House (D4-11) TE Lance Kendricks WR Jake Kumerow G Justin McCray G/T Adam Pankey CB Lenzy Pipkins LB Ahmad Thomas TE Robert Tonyan LS Zach Triner
2018		CB Jaire Alexander D1 CB Josh Jackson D2 LB Oren Burks D3 WR J'Mon Moore D4 G Cole Madison D5a P JK Scott D5b WR Marquez Valdes-Scantling D5c WR Equanimeous St. Brown D6 DL James Looney D7a LS Hunter Bradley D7b LB Kendall Donnerston D7c	QB DeShone Kizer (Cle.)	T/G Byron Bell LB Parris Bennett RB Joel Bouagnon QB Tim Boyle C Austin Davis TE Jimmy Graham (UFA-Sea.) S Raven Greene LB Naashon Hughes LB C.J. Johnson DL Tyler Lancaster TE Mercedes Lewis T/G Alex Light LB Greer Martini DL Joey Mbua T Kyle Meadows LB Marcus Porter TE Kevin Rader DL Conor Sheehy TE Ryan Smith DL Muhammad Wilkerson CB Tramon Williams (UFA-Ari.)

**Waivers (1):** LB Chris Odum (from Atlanta), 2017



**2017 REVIEW**



## 2017 RESULTS

## 7-9 Record

## PRESEASON GAMES

Date	Opponent	GB	Opp	Attend	Weather
Sun., Aug. 10	PHILADELPHIA EAGLES (W) (Bishop's Charities Game)	24	9	74,330	P.Cloudy & 69
Sat., Aug. 19	at Washington Redskins (W)	21	17	55,239	Sunny & 87
Sat., Aug. 26	at Denver Broncos (L)	17	20	76,438	P.Cloudy & 86
Thu., Aug. 31	LOS ANGELES RAMS (W) (Midwest Shrine Game)	24	10	74,102	Clear & 64

## REGULAR-SEASON GAMES

Date	Opponent	GB	Opp	Attend	Weather
Sun., Sept. 10	SEATTLE SEAHAWKS (W)	17	9	78,381	M.Sunny & 71
Sun., Sept. 17	at Atlanta Falcons (L)	23	34	70,826	Clear & 78
Sun., Sept. 24	CINCINNATI BENGALS (W) +	27	24	78,323	Sunny & 89
Thu., Sept. 28	CHICAGO BEARS (W)	35	14	78,362	Cloudy & 65
Sun., Oct. 8	at Dallas Cowboys (W)	35	31	93,329	(Indoors)
Sun., Oct. 15	at Minnesota Vikings (L)	10	23	66,848	(Indoors)
Sun., Oct. 22	NEW ORLEANS SAINTS (L)	17	26	78,380	Rain & 52
Sun., Oct. 29	OPEN DATE				
Mon., Nov. 6	DETROIT LIONS (L)	17	30	77,575	Cloudy & 35
Sun., Nov. 12	at Chicago Bears (W)	23	16	61,285	Rain & 39
Sun., Nov. 19	BALTIMORE RAVENS (L)	0	23	77,945	Sunny & 28
Sun., Nov. 26	at Pittsburgh Steelers (L)	28	31	62,147	Clear & 38
Sun., Dec. 3	TAMPA BAY BUCCANEERS (W) +	26	20	77,684	Cloudy & 42
Sun., Dec. 10	at Cleveland Browns (W) +	27	21	67,431	Cloudy & 29
Sun., Dec. 17	at Carolina Panthers (L)	24	31	74,447	P.Cloudy & 51
Sat., Dec. 23	MINNESOTA VIKINGS (L)	0	16	78,092	Clear & 10
Sun., Dec. 31	at Detroit Lions (L)	11	35	62,501	(Indoors)

+ - overtime

**ATTENDANCE SUMMARY, 2017****Total Preseason Attendance:**

280,109 (two home: 148,432; two away: 131,677)

**Total Regular-Season Attendance:**


1,183,556 (73,972 avg.)

**Eight Home Games:**

624,742 (78,093 avg.)

**Eight Away Games:**

558,814 (69,852 avg.)



# 2017 REGULAR-SEASON STATISTICS

TEAM STATISTICS		GB	Opp
<b>TOTAL FIRST DOWNS</b> .....	<b>307</b>	<b>331</b>	
Rushing .....	99	95	
Passing .....	176	211	
Penalty .....	32	25	
3rd Down: Made/Att .....	83/211	89/208	
3rd Down Pct. ....	39.3	42.8	
4th Down: Made/Att .....	15/28	8/10	
4th Down Pct. ....	53.6	80.0	
<b>POSSESSION AVG.</b> .....	<b>28:47</b>	<b>31:13</b>	
<b>TOTAL NET YARDS</b> .....	<b>4891</b>	<b>5582</b>	
Av. Per Game .....	305.7	348.9	
Total Plays .....	999	1014	
Av. Per Play .....	4.9	5.5	
<b>NET YARDS RUSHING</b> .....	<b>1724</b>	<b>1793</b>	
Av. Per Game .....	107.8	112.1	
Total Rushes .....	386	464	
<b>NET YARDS PASSING</b> .....	<b>3167</b>	<b>3789</b>	
Av. Per Game .....	197.9	236.8	
Sacked/Yards Lost .....	51/365	37/252	
Gross Yards .....	3532	4041	
Att./Completions .....	562/352	513/348	
Completion Pct. ....	62.6	67.8	
<b>HAD INTERCEPTED</b> .....	<b>18</b>	<b>11</b>	
<b>PUNTS/AVERAGE</b> .....	<b>71/44.4</b>	<b>67/43.0</b>	
Net Punting Avg. ....	71/41.6	67/38.1	
<b>PENALTIES/YARDS</b> .....	<b>96/789</b>	<b>94/832</b>	
<b>FUMBLES/BALL LOST</b> .....	<b>14/7</b>	<b>20/11</b>	
<b>TOUCHDOWNS</b> .....	<b>40</b>	<b>42</b>	
Rushing .....	13	10	
Passing .....	25	30	
Returns .....	2	2	

SCORE BY PERIODS	1	2	3	4	OT	PTS
PACKERS .....	78	61	47	119	15	320
OPPONENTS .....	71	130	73	110	0	384

SCORING	TD	Ru	Pa	Rt	PAT	FG	S	PTS
M.Crosby	0	0	0	0	33/35	15/19	0	78
D.Adams	10	0	10	0	0	0	0	60
J.Nelson	6	0	6	0	0	0	0	36
J.Williams	6	4	2	0	0	0	0	36
R.Cobb	4	0	4	0	0	0	0	26
A.Jones	4	4	0	0	0	0	0	24
T.Montgomery	4	3	1	0	0	0	0	24
B.Hundley	2	2	0	0	0	0	0	12
L.Kendricks	1	0	1	0	0	0	0	6
D.Lowry	1	0	0	1	0	0	0	6
D.Randall	1	0	0	1	0	0	0	6
R.Rodgers	1	0	1	0	0	0	0	6

<b>PACKERS</b> 40	<b>13</b>	<b>25</b>	<b>2</b>	<b>33/35</b>	<b>15/19</b>	<b>0</b>	<b>320</b>
<b>OPPONENTS</b> 42	<b>10</b>	<b>30</b>	<b>2</b>	<b>38/40</b>	<b>30/33</b>	<b>0</b>	<b>384</b>

2-Pt Conversions: Cobb, Packers 1-3, Opponents 2-2

FIELD GOALS	1-19	20-29	30-39	40-49	50+
M.Crosby	0/0	8/8	2/4	4/4	1/3
<b>PACKERS</b> .....	<b>0/0</b>	<b>8/8</b>	<b>2/4</b>	<b>4/4</b>	<b>1/3</b>
<b>OPPONENTS</b> .....	<b>1/1</b>	<b>6/6</b>	<b>10/10</b>	<b>9/11</b>	<b>4/5</b>

Crosby: (40G) (28G) (28G, 27G) () (22G) (26G) (59N, 46G) (38B, 35G) (40G, 24G, 50G, 35N) () (57N) (37G, 22G) () (28G) () (41G)  
Opponents: (33G, 21G, 41G) (51G, 53G) (48N, 46G) (47N) (43G) (36G, 34G, 53G) (28G, 44G) (55N, 44G, 19G, 31G) (45G, 44G, 49G) (32G, 39G, 23G) (53G) (36G, 30G) () (33G) (49G, 20G, 27G) (28G, 30G)

RUSHING	No	Yds	Avg	Long	TD
J.Williams	153	556	3.6	25	4
A.Jones	81	448	5.5	46t	4
T.Montgomery	71	273	3.8	37t	3
B.Hundley	36	270	7.5	24	2
A.Rodgers	24	126	5.3	18	0
R.Cobb	9	17	1.9	10	0
T.Davis	2	13	6.5	9	0
A.Ripkowski	5	13	2.6	4	0
J.Whitehead	1	7	7.0	7	0
D.Mays	4	1	0.3	2	0
<b>PACKERS</b> .....	<b>386</b>	<b>1724</b>	<b>4.5</b>	<b>46t</b>	<b>13</b>
<b>OPPONENTS</b> .....	<b>464</b>	<b>1793</b>	<b>3.9</b>	<b>37</b>	<b>10</b>

RECEIVING	No	Yds	Avg	Long	TD
D.Adams	74	885	12.0	55t	10
R.Cobb	66	653	9.9	46	4
J.Nelson	53	482	9.1	58	6
J.Williams	25	262	10.5	54t	2
M.Bennett	24	233	9.7	33	0
G.Allison	23	253	11.0	72	0
T.Montgomery	23	173	7.5	23	1
L.Kendricks	18	203	11.3	51	1
R.Rodgers	12	160	13.3	36	1
A.Jones	9	22	2.4	9	0
A.Ripkowski	7	39	5.6	12	0
T.Davis	5	70	14.0	29	0
M.Clark	4	41	10.3	19	0
D.Mays	3	0	0.0	1	0
E.Byrd	2	31	15.5	29	0
J.Janis	2	12	6.0	12	0
B.Hundley	1	10	10.0	10	0
J.Kerridge	1	3	3.0	3	0
<b>PACKERS</b> .....	<b>352</b>	<b>3532</b>	<b>10.0</b>	<b>72</b>	<b>25</b>
<b>OPPONENTS</b> .....	<b>348</b>	<b>4041</b>	<b>11.6</b>	<b>71t</b>	<b>30</b>

INTERCEPTIONS	No	Yds	Avg	Long	TD
D.Randall	4	35	8.8	21t	1
H.Clinton-Dix	3	5	1.7	3	0
K.Brice	1	11	11.0	11	0
B.Martinez	1	3	3.0	3	0
D.House	1	0	0.0	0	0
J.Jones	1	0	0.0	0	0
<b>PACKERS</b> .....	<b>11</b>	<b>54</b>	<b>4.9</b>	<b>21t</b>	<b>1</b>
<b>OPPONENTS</b> .....	<b>18</b>	<b>195</b>	<b>10.8</b>	<b>75t</b>	<b>1</b>

PUNTING	No	Yds	Avg	Net	TB	In 20	LG	Blk
J.Vogel	71	3155	44.4	41.6	2	19	62	0
<b>PACKERS</b> .....	<b>71</b>	<b>3155</b>	<b>44.4</b>	<b>41.6</b>	<b>2</b>	<b>19</b>	<b>62</b>	<b>0</b>
<b>OPPONENTS</b> .....	<b>67</b>	<b>2884</b>	<b>43.0</b>	<b>38.1</b>	<b>2</b>	<b>35</b>	<b>59</b>	<b>0</b>

PUNT RETURNS	Ret	FC	Yds	Avg	Long	TD
T.Davis	24	22	289	12.0	65	0
G.Allison	1	0	0	0.0	0	0
D.Brown	1	0	0	0.0	0	0
J.Whitehead	1	0	0	0.0	0	0
<b>PACKERS</b> .....	<b>27</b>	<b>22</b>	<b>289</b>	<b>10.7</b>	<b>65</b>	<b>0</b>
<b>OPPONENTS</b> .....	<b>29</b>	<b>24</b>	<b>164</b>	<b>5.7</b>	<b>28</b>	<b>0</b>

KICKOFF RETURNS	No	Yds	Avg	Long	TD
T.Davis	31	707	22.8	34	0
J.Janis	3	43	14.3	17	0
K.Fackrell	1	11	11.0	11	0
<b>PACKERS</b> .....	<b>35</b>	<b>761</b>	<b>21.7</b>	<b>34</b>	<b>0</b>
<b>OPPONENTS</b> .....	<b>30</b>	<b>665</b>	<b>22.2</b>	<b>43</b>	<b>0</b>

PASSING	Att	Cmp	Yds	Cmp%	TD	Int	LG	Sck/Lst	Rtg
B.Hundley	316	192	1836	60.8	9	12	55t	29/197	70.6
A.Rodgers	238	154	1675	64.7	16	6	72	22/168	97.2
J.Callahan	7	5	11	71.4	0	0	9	0/0	74.1
R.Cobb	1	1	10	100.0	0	0	10	0/0	108.3
<b>PACKERS</b> .....	<b>562</b>	<b>352</b>	<b>3532</b>	<b>62.6</b>	<b>25</b>	<b>18</b>	<b>72</b>	<b>51/365</b>	<b>81.9</b>
<b>OPPONENTS</b> .....	<b>513</b>	<b>348</b>	<b>4041</b>	<b>67.8</b>	<b>30</b>	<b>11</b>	<b>71t</b>	<b>37/252</b>	<b>102.0</b>

# 2017 REGULAR-SEASON DEFENSIVE STATISTICS

official 2017 regular-season totals, based on coaches' film review

Player	Total			Sacks/ Yards	Int/ Yards	Fum Rec	For Fum	Pass Def
	Tackles	Solo	Asst					
B.Martinez.....	158	107	51	1.0/8.0	1/3	2	1	11
J.Ryan.....	89	66	23	1.0/1.0	0/0	1	1	1
H.Clinton-Dix.....	86	70	16	0.0/0.0	3/5	0	0	10
K.Clark.....	78	39	39	4.5/26.5	0/0	0	2	1
M.Daniels.....	72	42	30	5.0/42.0	0/0	0	1	0
J.Jones.....	71	64	7	2.0/14.0	1/0	0	0	7
M.Burnett.....	65	55	10	0.0/0.0	0/0	0	1	7
D.Randall.....	60	48	12	0.0/0.0	4/35	1	0	13
C.Matthews.....	52	33	19	7.5/53.0	0/0	1	1	2
D.House.....	49	42	7	1.0/8.0	1/0	0	0	9
J.Hawkins.....	48	34	14	0.0/0.0	0/0	0	1	7
N.Perry.....	44	28	16	7.0/43.0	0/0	1	1	1
K.Fackrell.....	34	23	11	3.0/12.0	0/0	1	0	0
D.Lowry.....	34	22	12	2.0/21.0	0/0	1	0	2
Q.Dial.....	32	16	16	0.0/0.0	0/0	0	0	1
K.King.....	31	23	8	0.0/0.0	0/0	0	0	8
K.Brice.....	24	21	3	0.0/0.0	1/11	0	0	4
A.Brooks.....	18	14	4	1.5/10.0	0/0	0	0	2
Q.Rollins.....	18	13	5	0.0/0.0	0/0	1	0	2
L.Pipkins.....	17	13	4	0.0/0.0	0/0	0	0	1
M.Evans.....	14	13	1	0.0/0.0	0/0	0	1	1
J.Thomas.....	14	9	5	0.5/5.5	0/0	0	0	1
V.Biegel.....	13	8	5	0.0/0.0	0/0	0	0	0
C.Odom.....	9	4	5	0.0/0.0	0/0	0	0	0
J.Whitehead.....	7	4	3	0.0/0.0	0/0	0	0	1
M.Adams.....	5	1	4	0.0/0.0	0/0	0	0	0
R.Gilbert.....	3	2	1	1.0/8.0	0/0	0	0	0
R.Jean Francois.....	3	1	2	0.0/0.0	0/0	0	0	0
<b>Totals.....</b>	<b>1,148</b>	<b>815</b>	<b>333</b>	<b>37.0/252.0</b>	<b>11/54</b>	<b>9</b>	<b>10</b>	<b>92</b>



### Miscellaneous Tackles (15):

L.Kendricks 3, G.Allison 2, J.Evans 2, C.Linsley 2, J.Nelson 2, R.Cobb 1, B.Hundley 1, R.Rodgers 1, J.Williams 1.

## SPECIAL TEAMS

Player	IT	FR	FF
M.Evans.....	14	0	0
V.Biegel.....	6	0	0
J.Janis.....	6	0	0
J.Jones.....	6	0	0
J.Whitehead.....	6	0	0
T.Davis.....	4	0	0
A.Ripkowski.....	4	0	0
K.Fackrell.....	3	0	0
L.Kendricks.....	3	0	0
Q.Rollins.....	3	1	0
J.Ryan.....	3	0	0
G.Allison.....	2	0	0
K.Brice.....	2	0	0
B.Martinez.....	2	0	0
J.Thomas.....	2	0	0
J.Williams.....	2	0	0
M.Crosby.....	1	0	0
D.Hart.....	1	0	0
J.Hawkins.....	1	0	0
A.Jones.....	1	0	0
K.King.....	1	0	0
L.Pipkins.....	1	0	0
J.Vogel.....	1	0	0
<b>Totals.....</b>	<b>.75</b>	<b>1</b>	<b>0</b>

## PACKERS IN WEEKLY TEAM RANKINGS, 2017

After Week	Opponent	NFL Offense			NFL Defense		
		Total	Rush	Pass	Total	Rush	Pass
1	SEA.....	8	15	6	5t	17	4
2	at Atl.....	7	27	4	8	20t	9
3	CIN.....	10	29t	2	8	21	7
4	CHI.....	16	28	10	6	19	5
5	at Dal.....	16	22	11	11	22	6
6	at Min.....	22	26	15	14	24	11
7	NO.....	23	20	23	22	27	16
8	(bye).....	22	18	24	23	26	16
9	DET.....	23	21t	21	25	23	20
10	at Chi.....	23t	19	22	24	17	20
11	BAL.....	23	19t	23	18	11	18
12	at Pit.....	25	22	20	23	11	25
13	TB.....	25	16	27	24	14	26
14	at Cle.....	25	17	24	26	18	24
15	at Car.....	23	18	22	26	20	24
16	MIN.....	25	18	23	22	20	22
17	at Det.....	26	17	25	22	17	23
<b>Packers in 2016.....</b>	<b>8</b>	<b>20</b>	<b>7</b>	<b>22</b>	<b>8</b>	<b>31</b>	
<b>Packers in 2015.....</b>	<b>12</b>	<b>12</b>	<b>25t</b>	<b>15</b>	<b>21</b>	<b>6</b>	
<b>Packers in 2014.....</b>	<b>6</b>	<b>11</b>	<b>8</b>	<b>15</b>	<b>23</b>	<b>10</b>	
<b>Packers in 2013.....</b>	<b>3</b>	<b>7</b>	<b>6</b>	<b>25</b>	<b>25</b>	<b>24</b>	
<b>Packers in 2012.....</b>	<b>13</b>	<b>20</b>	<b>9</b>	<b>11</b>	<b>17</b>	<b>11</b>	
<b>Packers in 2011.....</b>	<b>3</b>	<b>27</b>	<b>3</b>	<b>32</b>	<b>14</b>	<b>32</b>	
<b>Packers in 2010.....</b>	<b>9</b>	<b>24</b>	<b>5</b>	<b>5</b>	<b>18</b>	<b>5</b>	
<b>Packers in 2009.....</b>	<b>6</b>	<b>14</b>	<b>7</b>	<b>2</b>	<b>1</b>	<b>5</b>	
<b>Packers in 2008.....</b>	<b>8</b>	<b>17</b>	<b>8</b>	<b>20</b>	<b>26</b>	<b>12</b>	
<b>Packers in 2007.....</b>	<b>2</b>	<b>21</b>	<b>2</b>	<b>11</b>	<b>14</b>	<b>12</b>	
<b>Packers in 2006.....</b>	<b>9</b>	<b>23</b>	<b>8</b>	<b>12</b>	<b>13</b>	<b>17</b>	
<b>Packers in 2005.....</b>	<b>18</b>	<b>30</b>	<b>7</b>	<b>7</b>	<b>23</b>	<b>1</b>	
<b>Packers in 2004.....</b>	<b>3</b>	<b>10</b>	<b>3</b>	<b>25</b>	<b>14</b>	<b>25</b>	
<b>Packers in 2003.....</b>	<b>4</b>	<b>3</b>	<b>16</b>	<b>17</b>	<b>10</b>	<b>23</b>	
<b>Packers in 2002.....</b>	<b>12</b>	<b>12</b>	<b>10</b>	<b>12</b>	<b>21</b>	<b>3</b>	
<b>Packers in 2001.....</b>	<b>6</b>	<b>21</b>	<b>3</b>	<b>12</b>	<b>16</b>	<b>15</b>	
<b>Packers in 2000.....</b>	<b>15</b>	<b>23</b>	<b>8</b>	<b>15</b>	<b>8</b>	<b>19</b>	
<b>Packers in 1999.....</b>	<b>9</b>	<b>21</b>	<b>7</b>	<b>19</b>	<b>22</b>	<b>18</b>	
<b>Packers in 1998.....</b>	<b>5</b>	<b>25</b>	<b>3</b>	<b>4</b>	<b>4</b>	<b>10</b>	
<b>Packers in 1997.....</b>	<b>4</b>	<b>12</b>	<b>3</b>	<b>7</b>	<b>20</b>	<b>8</b>	

# 2017 GAME-BY-GAME STATISTICS - TEAM

## OFFENSE

Date/Opp	1	2	3	4	OT	Total Offense	Net Rushing	Net Passing	QB	Fumbles	Pen	Punts	2-Pt													
	1	2	3	4	OT	Pl Yds Avg	Att Yds TD	Att-Cmp-Int	Sacks Yds TD	No-Lost	No/Yds	Net/Avg	Conv													
	1	2	3	4	OT	Pl Yds Avg	Att Yds TD	Att-Cmp-Int	Sacks Yds TD	No-Lost	No/Yds	Net/Avg	Conv													
9/10 Sea	0	0	14	3	0	74	370	5.0	28	84	1	42	28	1	4	5/43.8	42.4	8/70	1-0	10						
9/17 at Atl	7	0	3	13	0	68	367	5.4	15	59	1	50	33	1	308	2	3	3/39.7	39.7	10/70	1-1	11				
9/24 Cin	7	0	7	10	3	65	344	5.3	17	64	0	42	28	1	280	3	6	6/49.3	44.2	4/33	0-0	12				
9/28 Cin	14	7	7	7	0	53	260	4.9	24	91	1	27	19	0	169	4	2	5/47.6	46.2	7/55	0-0	11				
10/8 at Dal	6	6	3	20	0	58	342	5.9	25	160	1	29	19	0	182	3	4	2/48.5	49.0	6/38	1-1	7				
10/15 at Min	0	10	0	0	14	55	227	3.5	24	72	0	37	20	3	155	1	4	6/43.8	44.7	8/92	2-0	12				
10/22 NO	7	0	3	0	16	8	260	5.2	24	181	2	12	11	1	79	0	1	5/47.5	46.2	8/54	2-0	10				
11/6 Det	0	3	0	14	0	58	311	5.4	17	78	2	38	26	0	233	0	3	3/42.7	39.7	2/20	0-0	9				
11/12 at Bal	3	7	3	10	0	65	342	5.3	37	160	1	25	18	0	182	1	3	4/40.0	38.0	5/35	0-0	11				
11/19 at Chi	0	0	0	0	16	5	67	265	4.0	25	75	0	36	21	3	190	0	6	5/40.4	34.8	5/53	4-2	13			
11/26 at Pit	14	0	7	7	0	54	307	5.7	24	80	1	26	17	0	227	3	4	5/48.2	46.4	3/27	0-0	11				
12/3 TB	3	14	0	3	6	16	10	5	1	5-12	0-0	53	276	5.2	29	199	2	22	13	1	4/45.3	42.3	7/47	0-0	11	
12/10 at Cle	7	0	0	14	6	24	341	4.6	27	85	1	46	35	0	236	0	1	4/47.8	41.5	3/20	0-0	10				
12/17 at Car	7	0	3	0	24	9	384	5.7	19	120	0	45	26	3	264	3	3	2/41.0	38.5	6/28	1-1	10				
12/23 Min	0	0	0	0	12	65	239	3.7	24	113	0	40	17	2	126	0	1	6/38.5	36.7	6/79	0-0	12				
12/31 at Det	3	0	0	8	0	63	256	4.1	27	103	0	32	20	2	153	1	4	6/44.8	36.3	8/68	2-2	1-1				
<b>SEASON</b>	<b>78</b>	<b>61</b>	<b>47</b>	<b>119</b>	<b>15</b>	<b>307</b>	<b>99</b>	<b>176</b>	<b>32</b>	<b>83</b>	<b>211</b>	<b>15</b>	<b>28</b>	<b>13</b>	<b>3167</b>	<b>25</b>	<b>51</b>	<b>71</b>	<b>44.4</b>	<b>41.6</b>	<b>96</b>	<b>789</b>	<b>14</b>	<b>7</b>	<b>1</b>	<b>3</b>

## DEFENSE

Date/Opp	1	2	3	4	OT	Total Defense	Net Rushing	Net Passing	QB	Fumbles	Pen	Punts	2-Pt													
	1	2	3	4	OT	Pl Yds Avg	Att Yds TD	Att-Cmp-Int	Sacks Yds TD	No-Lost	No/Yds	Net/Avg	Conv													
	1	2	3	4	OT	Pl Yds Avg	Att Yds TD	Att-Cmp-Int	Sacks Yds TD	No-Lost	No/Yds	Net/Avg	Conv													
9/10 Sea	0	3	3	3	0	48	225	4.7	18	90	0	27	14	0	135	0	3	6/45.8	45.8	8/50	1-1	10				
9/17 at Atl	7	17	10	0	0	58	364	6.3	27	141	2	28	19	0	223	1	3	4/41.3	41.3	6/34	0-0	9				
9/24 Cin	7	14	0	3	0	60	301	5.0	30	110	0	27	21	0	191	2	3	6/49.3	37.7	7/68	1-1	11				
9/28 Cin	0	7	0	7	0	64	308	4.8	30	103	1	33	21	2	205	1	1	3/49.0	37.3	8/62	2-2	11				
10/8 at Dal	7	14	0	0	10	72	408	5.7	35	163	1	35	25	1	245	3	1	1/38.0	38.0	7/70	2-2	9				
10/15 at Min	0	14	3	6	0	70	351	4.9	32	112	1	38	24	1	239	1	0	2/39.0	36.8	7/65	2-1	10				
10/22 NO	0	7	9	10	0	75	485	6.5	36	161	2	38	27	2	324	1	0	2/39.0	39.0	7/80	1-0	11				
11/6 Det	7	3	3	13	0	49	417	6.2	33	64	1	33	26	0	353	2	0	0/0.0	0.0	2/19	2-1	8				
11/12 at Chi	3	3	0	10	0	75	423	5.7	17	55	0	35	21	0	268	1	5	5/48.2	39.8	8/78	1-1	11				
11/19 at Bal	0	6	7	10	0	49	219	4.5	26	58	1	161	1	1	161	1	3	7/41.4	37.3	3/30	1-0	14				
12/6 at Pit	6	8	7	10	0	70	462	6.6	24	121	0	45	33	2	341	4	1	3/22.3	32.3	5/45	1-1	11				
12/3 TB	7	3	7	0	10	74	395	5.3	35	165	0	32	21	0	230	2	7	5/32.2	34.8	8/74	3-1	10				
12/10 at Cle	7	7	0	7	0	57	387	6.1	27	136	0	28	20	2	209	3	2	4/52.3	36.5	6/45	1-0	10				
12/17 at Car	7	3	14	7	0	70	345	5.5	38	151	0	31	20	0	236	4	1	4/43.5	39.8	5/40	0-0	11				
12/23 Min	10	0	7	3	0	61	236	3.9	33	112	0	25	14	0	124	1	3	7/39.6	35.4	2/10	0-0	10				
12/31 at Det	3	17	7	3	8	9	356	6.6	23	51	1	29	20	0	323	3	2	6/44.3	33.3	5/62	1-0	13				
<b>SEASON</b>	<b>71</b>	<b>130</b>	<b>73</b>	<b>110</b>	<b>0</b>	<b>331</b>	<b>95</b>	<b>211</b>	<b>25</b>	<b>89</b>	<b>208</b>	<b>8</b>	<b>10</b>	<b>513</b>	<b>348</b>	<b>11</b>	<b>37</b>	<b>67</b>	<b>43.0</b>	<b>38.1</b>	<b>94</b>	<b>832</b>	<b>20</b>	<b>11</b>	<b>2</b>	<b>2</b>



## 2017 PLAYER PARTICIPATION

NFL WEEK	1	2	3	5	6	7	8	9	10	11	12	13	14	15	16	17	GP/GS
Player:	SEA	at ATL	CIN	CHI	at DAL	at MIN	NO	DET	at CHI	BAL	at PIT	TB	at CLE	at CAR	MIN	at DET	DNP/INA
Adams, Davante	3WR	3WR	WR	3WR	3WR	3WR	3WR	3WR	3WR	3WR	3WR	3WR	3WR	3WR	WR	INA	14/14/0/2
Adams, Montravius	INA	INA	SUB	INA	INA	INA	INA	SUB	SUB	INA	SUB	INA	SUB	INA	SUB	INA	7/0/0/9
Allison, Gerominio	SUS	SUB	SUB	SUB	SUB	SUB	SUB	SUB	SUB	SUB	SUB	SUB	SUB	SUB	3WR	WR	15/2/0/0
Amichia, Kofi	PS	PS	PS	PS	PS	PS	PS	PS	PS	PS	PS	PS	PS	PS	PS	PS	0/0/0/0
Bakhtitari, David	LT	IR	INA	INA	INA	LT	LT	LT	LT	LT	LT	LT	LT	LT	LT	LT	12/12/0/4
Barclay, Don	-	-	-	-	-	-	-	-	-	-	-	-	-	-	-	-	0/0/0/0
Bennett, Marcellus	TE	TE	IR	TE	TE	TE	TE	TE	INA	-	-	-	-	-	-	-	7/7/0/1
Biege, Vince	PUP	PUP	PUP	PUP	PUP	PUP	PUP	PUP	SUB	SUB	SUB	SUB	SUB	SUB	SUB	SUB	9/0/0/0
Brice, Kentrell	SS	SS	SUB	SUB	SUB	SS	SS	SS	IR	IR	IR	IR	IR	IR	IR	IR	6/3/0/1
Brooks, Ahmad	SUB	INA	LOB	ROLB	ROLB	SUB	INA	INA	SUB	SUB	SUB	SUB	LOB	LOB	ROLB	ROLB	12/5/0/4
Brown, Donatello	PS	PS	PS	PS	PS	PS	PS	PS	INA	DNP	INA	DNP	SUB	SUB	SUB	SUB	4/0/1/4
Bulaga, Morgan	INA	INA	RT	INA	RT	RT	RT	RT	INA	INA	IR	IR	IR	IR	IR	IR	5/5/0/4
Burnett, Bryan	SS	ILB	3CB	SS	SS	SS	SS	ILB	INA	INA	SS	SS	SS	SS	SS	SS	12/12/0/4
Byrd, Emanuel	-	-	-	-	-	-	-	-	PS	PS	PS	PS	PS	PS	PS	SUB	1/0/0/0
Callahan, Joe	PS	PS	PS	PS	PS	PS	DNP	DNP	DNP	DNP	DNP	DNP	DNP	DNP	DNP	SUB	10/8/0
Clark, Kenny	NT	NT	NT	NT	NT	NT	NT	NT	NT	NT	INA	NT	NT	NT	NT	NT	15/15/0/1
Clark, Michael	PS	PS	PS	PS	PS	PS	PS	PS	PS	PS	PS	PS	INA	INA	INA	SUB	2/0/0/3
Clinton-Dix, Ha Ha	FS	FS	FS	FS	FS	FS	FS	FS	FS	FS	FS	FS	FS	FS	FS	FS	16/16/0/0
Cobb, Randall	WR	WR	INA	WR	WR	WR	WR	WR	WR	WR	WR	WR	WR	WR	SUB	WR	15/4/0/1
Crosby, Mike	SUB	SUB	SUB	SUB	SUB	SUB	SUB	SUB	SUB	SUB	SUB	SUB	SUB	SUB	SUB	SUB	16/0/0/0
Daniels, Mison	DT	DT	INA	INA	DT	DT	DT	DT	DT	DT	DT	DT	DT	DT	DT	DT	14/14/0/2
Davis, Trevor	SUB	SUB	SUB	SUB	SUB	SUB	SUB	SUB	SUB	SUB	SUB	SUB	SUB	SUB	SUB	SUB	16/0/0/0
Day, Dillon	-	-	-	-	-	-	-	-	-	-	-	-	-	-	INA	DNP	0/0/1/1
Dial, Quinton	INA	SUB	SUB	DT	SUB	SUB	INA	INA	INA	-	NT	SUB	SUB	SUB	SUB	SUB	13/2/0/3
Evans, Jahri	RG	RG	RG	RG	RG	RG	RG	RG	RG	RG	RG	RG	RG	RG	RG	INA	14/14/0/2
Evans, Jerod	-	-	-	-	-	-	PS	PS	PS	PS	PS	PS	PS	PS	PS	-	0/0/0/0
Evans, Marwin	SUB	SUB	SS	SUB	SUB	SUB	SUB	SUB	SUB	SUB	SUB	SUB	SUB	SUB	SUB	SUB	16/1/0/0
Fackrell, Kyle	SUB	SUB	SUB	SUB	SUB	SUB	SUB	SUB	SUB	SUB	ROLB	SUB	SUB	SUB	ROLB	SUB	16/2/0/0
Gilbert, Reggie	PS	PS	PS	PS	PS	PS	PS	PS	PS	PS	PS	PS	PS	PS	PS	SUB	2/0/0/0
Goode, Brett	SUB	SUB	SUB	IR	-	-	-	-	-	SUB	SUB	SUB	SUB	SUB	SUB	SUB	10/0/0/0
Goodson, Demetri	PUP	PUP	PUP	PUP	PUP	PUP	PUP	PUP	PUP	PUP	PUP	PUP	PUP	PUP	INA	IR	0/0/0/2
Greene, Darrell	-	PS	PS	PS	PS	PS	-	-	-	-	-	-	-	-	-	-	0/0/0/0
Gunter, LaDarius	SUB	-	-	-	-	-	-	-	-	-	-	-	-	-	-	-	1/0/0/0
Hart, Derek	-	-	-	-	-	-	-	-	SUB	SUB	SUB	SUB	SUB	SUB	-	-	2/0/0/0
Hawkins, Josh	INA	SUB	SUB	SUB	SUB	RCB	SUB	SUB	SUB	SUB	SUB	SUB	SUB	SUB	RCB	LCB	15/3/0/1
House, Davon	LCB	LCB	INA	INA	LCB	INA	LCB	LCB	RCB	LCB	LCB	LCB	RCB	INA	RCB	LCB	12/12/0/4
Hundley, Brett	DNP	DNP	DNP	DNP	SUB	DNP	SUB	QB	QB	QB	QB	QB	QB	DNP	QB	QB	11/9/5/0
Janis, Jeff	SUB	SUB	SUB	SUB	SUB	SUB	SUB	SUB	SUB	SUB	SUB	SUB	SUB	SUB	SUB	SUB	16/0/0/0
Jean Francois, Ricky	SUB	-	SUB	SUB	SUB	SUB	SUB	SUB	-	-	-	-	-	-	-	-	6/0/0/0
John, Ulrick	-	-	DNP	DNP	SUB	DNP	INA	SUB	DNP	SUB	DNP	SUB	SUB	INA	INA	DNP	5/0/5/3
Jones, Aaron	INA	SUB	SUB	SUB	RB	SUB	RB	RB	RB	INA	INA	SUB	SUB	SUB	SUB	SUB	12/4/0/4
Jones, Josh	SUB	SUB	ILB	SUB	SUB	SUB	SS	SS	SS	SS	SUB	SUB	SUB	S	S	S	16/7/0/0
Kallon, Francis	-	-	-	-	-	-	-	-	-	-	-	PS	-	-	-	-	0/0/0/0
Kendricks, Lance	SUB	SUB	2TE	SUB	SUB	SUB	SUB	TE	TE	TE	TE	SUB	SUB	TE	TE	TE	16/9/0/0
Kerridge, Joe	-	-	-	-	-	-	-	PS	PS	SUB	SUB	SUB	SUB	DNP	PS	DNP	4/0/2/0
King, Kevin	SUB	SUB	RCB	RCB	RCB	INA	RCB	RCB	SUB	INA	SUB	INA	IR	IR	IR	IR	9/5/3/0
Kumerow, Jake	-	-	-	-	-	-	-	-	-	-	-	-	-	-	-	-	0/0/0/0
Lindsay, Corey	C	C	C	C	C	C	C	C	C	C	C	C	C	C	C	C	16/16/0/0
Lowry, Dean	DE	SUB	DE	DE	DE	DE	DE	DE	DE	DE	DE	DE	DE	SUB	SUB	SUB	16/11/0/0
Lunsford, Izah	PS	PS	PS	PS	PS	PS	PS	PS	PS	PS	PS	PS	PS	PS	PS	PS	0/0/0/0
Martinez, Blake	ILB	ILB	ILB	ILB	ILB	ILB	ILB	ILB	ILB	ILB	ILB	ILB	ILB	ILB	ILB	ILB	16/16/0/0
Mathews, Derrick	PS	PS	PS	PS	PS	PS	PS	PS	PS	PS	PS	PS	PS	PS	PS	PS	0/0/0/0
Matthews, Clay	LOB	LOB	LOB	LOB	LOB	LOB	LOB	LOB	LOB	ROLB	INA	LOB	ROLB	LOB	INA	LOB	14/14/0/2
Mays, Devante	SUB	INA	SUB	INA	SUB	DNP	INA	DNP	INA	SUB	DNP	SUB	INA	SUB	SUB	SUB	8/0/3/5
McCaftrey, Max	-	-	-	-	-	-	-	-	PS	PS	PS	PS	PS	PS	PS	PS	0/0/0/0
McCrory, Justin	SUB	RT	SUB	RT	LG	SUB	LG	SUB	RT	RT	DNP	DNP	SUB	DNP	RG	RT	13/8/3/0
Montgomery, Ty	RB	RB	RB	RB	INA	RB	SUB	SUB	SUB	SUB	SUB	IR	IR	IR	IR	IR	8/5/0/3
Murphy, Kyle	RT	LT	LT	IR	IR	IR	IR	IR	IR	IR	IR	IR	IR	IR	IR	IR	3/3/0/0
Nelson, Jordy	WR	WR	WR	WR	WR	WR	WR	WR	WR	WR	WR	WR	WR	WR	WR	WR	15/15/0/1
Odum, Chris	SUB	DNP	SUB	SUB	INA	INA	SUB	SUB	INA	INA	DNP	INA	INA	INA	INA	INA	7/0/2/7
Pankey, Adam	PS	DNP	DNP	DNP	INA	INA	INA	INA	DNP	INA	INA	INA	INA	INA	INA	INA	1/0/4/10
Patterson, Lucas	INA	SUB	SUB	LG	SUB	SUB	SUB	SUB	SUB	SUB	INA	INA	DNP	SUB	SUB	RG	12/2/1/3
Pearson, Colby	-	-	-	-	-	-	-	-	-	-	-	-	-	-	PS	PS	0/0/0/0
Pepper, Taylor	-	-	-	SUB	SUB	SUB	SUB	IR	IR	IR	IR	IR	IR	IR	IR	IR	4/0/0/0
Perry, Nick	ROLB	ROLB	INA	SUB	LOB	LOB	LOB	LOB	LOB	LOB	LOB	LOB	LOB	LOB	INA	LOB	12/11/0/3
Pipkins, Lenzy	INA	INA	SUB	INA	INA	SUB	SUB	SUB	SUB	SUB	SUB	SUB	SUB	SUB	SUB	RCB	12/14/0/4
Pringle, Raysean	-	-	-	-	-	-	-	-	-	-	-	-	-	-	PS	PS	0/0/0/0
Randall, Damianus	RCB	RCB	LCB	LCB	SUB	SUB	SUB	3CB	LCB	RCB	RCB	RCB	LCB	LCB	LCB	SUB	14/12/0/2
Ridgowski, Aaron	SUB	SUB	SUB	SUB	SUB	SUB	SUB	SUB	SUB	SUB	SUB	SUB	SUB	FB	SUB	SUB	16/2/0/0
Rodgers, Aaron	QB	QB	QB	QB	QB	QB	QB	IR	IR	IR	IR	IR	IR	IR	QB	IR	7/7/0/0
Rodgers, Richard	SUB	SUB	SUB	SUB	SUB	SUB	SUB	SUB	SUB	SUB	SUB	SUB	SUB	2TE	SUB	INA	15/1/0/1
Rollins, Quinten	SUB	3CB	SUB	SUB	SUB	SUB	SUB	IR	IR	IR	IR	IR	IR	IR	IR	IR	6/1/0/0
Ryan, Jake	ILB	SUB	INA	ILB	ILB	ILB	ILB	SUB	ILB	ILB	ILB	ILB	ILB	SUB	ILB	ILB	15/12/0/1
Schum, Jacob	IR	IR	IR	IR	IR	IR	IR	IR	IR	IR	IR	IR	IR	IR	IR	IR	0/0/0/0
Springgs, Jason	SUB	INA	IR	LT	IR	IR	IR	IR	IR	SUB	RT	RT	RT	RT	RT	RT	7/5/0/1
Taylor, Lane	LG	LG	LG	LT	LG	INA	LG	LG	LG	LG	LG	LG	LG	LG	LG	LG	15/15/0/1
Talley, David	IR	IR	IR	IR	IR	IR	IR	IR	IR	IR	IR	IR	IR	PS	PS	PS	0/0/0/0
Thomas, Ahmad	-	-	-	-	-	-	-	-	-	-	-	-	-	PS	PS	PS	0/0/0/0
Thomas, Joe	SUB	SUB	SUB	SUB	INA	INA	INA	INA	SUB	SUB	SUB	SUB	SUB	ILB	SUB	SUB	12/1/0/4
Tonyan, Robert	-	-	-	-	-	-	-	-	-	-	-	-	-	PS	PS	PS	0/0/0/0
Triner, Zach	-	-	-	-	-	-	-	-	-	-	-	-	-	-	-	-	0/0/0/0
Vogel, Justin	SUB	SUB	SUB	SUB	SUB	SUB	SUB	SUB	SUB	SUB	SUB	SUB	SUB	SUB	SUB	SUB	16/0/0/0
Waters, Herb	IR	IR	IR	IR	IR	IR	IR	IR	IR	IR	IR	IR	IR	IR	IR	IR	0/0/0/0
Whitehead, Jermaine	PS	PS	PS	PS	PS	PS	PS	PS	PS	PS	PS	PS	PS	PS	PS	PS	10/0/0/0
Williams, Jamaal	SUB	SUB	SUB	SUB	SUB	SUB	SUB	SUB	PS	PS	PS	PS	PS	PS	PS	PS	16/7/0/0
Yancey, DeAngelo	PS	PS	PS	PS	PS	PS	PS	PS	PS	PS	PS	PS	PS	PS	PS	PS	0/0/0/0

STARTERS IN BOLD AT POSITION; DNP — Did not play; INA — Inactive; IR — Injured reserve; PS — Practice squad; PUP — Reserve/Physically Unable to Perform; SUB — Substitute; SUS — Reserve/Suspended; 3CB — Started as third cornerback; 3WR — Started as third wide receiver; 2TE — Started as second tight end.

**Lambeau Field, Sunday, Sept. 10, 2017. Attendance:** 78,381. **Time:** 3:09. **Weather:** 71° F, **Humidity:** 49 percent, **Wind:** S 1 mph

GREEN BAY, Wis. (AP) — Mike Daniels can be a man of few words. The defensive lineman's play on the football field speaks volumes as to how important he has become to the Green Bay Packers.

Daniels' strip-sack of Russell Wilson deep in Seattle territory in the third quarter set up Ty Montgomery's 6-yard touchdown run on the next play to split the Packers' 17-9 win on Sunday over the Seahawks. A marquee season opener between two NFC heavyweights turned into a defensive slugfest, with Daniels landing the momentum-swinging punch.

No talk about double moves or stunts. Daniels said he just flat-out beat guard Luke Joeckel to wreak havoc in the backfield.

Packers QB Aaron Rodgers was 28 of 42 for 311 yards and added a 32-yard touchdown pass to Jordy Nelson to make it an eight-point game late in the third quarter. Rodgers went deep to his favorite receiver on a free play that was extended after Seattle was flagged for having too many men on the field.

But the Green Bay defense fueled the victory. Seattle managed just three field goals. Wilson was held to 14 of 27 for 158 yards. The Packers held decisive edges in total yardage (370-225) and first downs (26-12). Green Bay held the ball for 39 minutes.

Rodgers' regular-season total of passes without an interception ended at a career-high 251. The Seahawks' defense, reinforced by the return of safety Earl Thomas, bottled up receivers from making many big plays and put plenty of pressure on Rodgers.

The Packers again found a way to contain the Seahawks' dual-threat quarterback at Lambeau Field. He was 14 of 27 for 158 yards, and ran for 40 yards on two carries. Wilson was sacked three times, and was under pressure on many other plays.

Seattle cornerback Jeremy Lane was ejected after referee John Parry said he threw a punch during a scrum with Packers receiver Davante Adams.

The tussle occurred around the Packers 30 during a play in which Nazair Jones intercepted Rodgers at 9:26 of the first quarter. It was Rodgers' first interception since Nov. 13, 2016, at Tennessee.



**Seattle Seahawks**

Offense		Defense	
WR 89	D.Baldwin	LDE 72	M.Bennett
LT 70	R.Odhiamblo	LDT 90	J.Reed
LG 78	L.Joeckel	RDE 91	S.Richardson
C 68	J.Britt	RDE 56	C.Avril
RG 63	M.Glowinski	OLB 52	T.Garvin
RT 76	G.Ifedri	MLB 54	B.Wagner
TE 88	J.Graham	OLB 50	K.Wright
WR 10	P.Richardson	LCB 25	R.Sherman
QB 3	R.Wilson	RCB 20	J.Lane
FB 38	T.Madden	SS 31	K.Chancellor
RB 32	C.Carson	FS 29	E.Thomas

**Green Bay Packers**

Offense		Defense	
WR 87	J.Nelson	DE 94	D.Lowry
LT 69	D.Bakhtiar	NT 97	K.Clark
LG 65	L.Taylor	DT 76	M.Daniels
C 63	C.Linsley	LOLB 52	C.Matthews
RG 73	J.Evans	ILB 47	J.Ryan
RT 68	K.Murphy	ILB 50	B.Martinez
TE 80	M.Bennett	ROLB 53	N.Perry
WR 18	R.Cobb	LCB 31	D.House
WR 17	D.Adams	RCB 23	D.Randall
QB 12	A.Rodgers	SS 42	M.Burnett
RB 88	T.Montgomery	FS 21	H.Clinton-Dix

Referee: John Parry (132)

	1	2	3	4	OT	Total
Seattle	0	3	3	3	0	9
Green Bay	0	0	14	3	0	17

**FIELD GOALS (made / missed)**

B.Walsh (33) (21) (41)	M.Crosby	(40)
------------------------	----------	------

**Team Qtr Time Play Description (Extra Point) (Drive Info)**

Seahawks 2 0:00	B.Walsh 33 yd. Field Goal (8-74, 0:55)	.....3
Packers 3 10:33	T.Montgomery 6 yd. run (M.Crosby kick) (1-6, 0:06)	.....3
Seahawks 3 4:20	B.Walsh 21 yd. Field Goal (11-71, 6:13)	.....6
Packers 3 0:17	J.Nelson 32 yd. pass from A.Rodgers (M.Crosby kick) (9-75, 4:03)	.....6
Packers 4 8:01	M.Crosby 40 yd. Field Goal (12-53, 5:37)	.....6
Seahawks 4 6:17	B.Walsh 41 yd. Field Goal (7-52, 1:44)	.....9

**Solo Tackles-Assists-Sacks:**

Seahawks 3 0	M.Daniels 7-2-1.5, Q.Rollins 6-3-0, D.Randall 7-0-0, N.Perry 3-4-1.5, M.Burnett 3-2-0, B.Martinez 3-2-0, H.Clinton-Dix 4-0-0, K.Clark 1-3-0, K.Brice 2-0-0, C.Matthews 2-0-0, D.House 1-1-0, J.Ryan 1-1-0, K.King 0-1-0.
--------------	--

**Seattle Seahawks**

Rushing	Att	Yd	Avg	Lg	TD
R.Wilson	2	40	20.0	29	0
C.Carson	6	39	6.5	30	0
C.Prossie	4	11	2.8	8	0
E.Lacy	5	3	0.6	6	0
D.Baldwin	1	-3	-3.0	-3	0
<b>Total</b>	<b>18</b>	<b>90</b>	<b>5.0</b>	<b>30</b>	<b>0</b>

**Passing**

Att	Cm	Yds	TD	Lg	In
R.Wilson	27	14	158	0	34
<b>Total</b>	<b>27</b>	<b>14</b>	<b>158</b>	<b>0</b>	<b>34</b>

**Receiving**

No	Yd	Avg	Lg	TD	
D.Baldwin	4	63	15.8	34	0
P.Richardson	4	59	14.8	28	0
J.Graham	3	8	2.7	6	0
C.Carson	1	10	10.0	10	0
N.Vannett	1	10	10.0	10	0
T.Lockett	1	8	8.0	8	0
<b>Total</b>	<b>14</b>	<b>158</b>	<b>11.3</b>	<b>34</b>	<b>0</b>

**Intercept.**

No	Yd	Avg	Lg	TD	
N.Jones	1	24	24.0	24	0
<b>Total</b>	<b>1</b>	<b>24</b>	<b>24.0</b>	<b>24</b>	<b>0</b>

**P>Returns**

No	Yd	Avg	FC	Lg	TD	
T.Lockett	1	7	7.0	4	7	0
<b>Total</b>	<b>1</b>	<b>7</b>	<b>7.0</b>	<b>4</b>	<b>7</b>	<b>0</b>

**K>Returns**

No	Yd	Avg	Lg	TD	
T.Lockett	3	91	30.3	43	0
(t'back)	1	0	0.0	0	0
<b>Total</b>	<b>3</b>	<b>91</b>	<b>30.3</b>	<b>43</b>	<b>0</b>

**Green Bay Packers**

Rushing	Att	Yd	Avg	Lg	TD
T.Montgomery	19	54	2.8	8	1
A.Rodgers	7	21	3.0	13	0
J.Williams	2	9	4.5	6	0
<b>Total</b>	<b>28</b>	<b>84</b>	<b>3.0</b>	<b>13</b>	<b>1</b>

**Passing**

Att	Cm	Yds	TD	Lg	In
A.Rodgers	42	28	311	1	32t
<b>Total</b>	<b>42</b>	<b>28</b>	<b>311</b>	<b>1</b>	<b>32t</b>

**Receiving**

No	Yd	Avg	Lg	TD	
R.Cobb	9	85	9.4	29	0
J.Nelson	7	79	11.0	32t	1
T.Montgomery	4	39	9.8	20	0
D.Adams	3	47	15.7	21	0
M.Bennett	3	43	14.3	26	0
L.Kendricks	2	18	9.0	9	0
<b>Total</b>	<b>28</b>	<b>311</b>	<b>11.1</b>	<b>32t</b>	<b>1</b>

**Intercept.**

No	Yd	Avg	Lg	TD	
<b>Total</b>	<b>0</b>	<b>0</b>	<b>0.0</b>	<b>0</b>	<b>0</b>

**P>Returns**

No	Yd	Avg	FC	Lg	TD	
T.Davis	2	0	0.0	1	0	0
(downed)	3	0	0.0	0	0	0
<b>Total</b>	<b>2</b>	<b>0</b>	<b>0.0</b>	<b>1</b>	<b>0</b>	<b>0</b>

**K>Returns**

No	Yd	Avg	Lg	TD	
(t'back)	3	0	0.0	0	0
<b>Total</b>	<b>0</b>	<b>0</b>	<b>0.0</b>	<b>0</b>	<b>0</b>

	Seahawks	Packers
<b>TOTAL FIRST DOWNS</b>	12	26
By Rushing	3	8
By Passing	8	16
By Penalty	1	2
<b>THIRD-DOWN EFFICIENCY</b>	3-12-25%	9-16-56%
<b>FOURTH-DOWN EFFICIENCY</b>	0-0-0%	0-0-0%
<b>TOTAL NET YARDS</b>	225	370
Total Offensive Plays	48	74
Average gain per offensive play	4.7	5.0
<b>NET YARDS RUSHING</b>	90	84
Total Rushing Plays	18	28
Average gain per rushing play	5.0	3.0
Averages for a loss-number and yards	4.9	1-1
<b>NET YARDS PASSING</b>	135	286
Times thrown - yards lost att. to pass	3-23	4-25
Gross yards passing	158	311
PASS ATT-COMP-INT.	27-14-0	42-28-1
Average gain per pass play	4.5	6.2
KICKOFFS Number-In-EZ-Touchbacks	3-3-3	4-2-1
PUNTS Number and Average	6-45.8	5-43.8
Had Blocked	0	0
FGs - PATs had blocked	0-0	0-0
Net Punting Average	45.8	42.4
<b>TOTAL RETURN YARDS (not inc. kickoffs)</b>	31	0
No. and Yards Punt Returns	1-7	2-0
No. and Yards Kickoff Returns	3-91	0-0
No. and Yards Interception Returns	1-24	0-0
PENALTIES Number and Yards	8-50	8-70
FUMBLES Number and Lost	1-1	1-0
TOUCHDOWNS	0	2
Rushing	0	1
Passing	0	1
EXTRA POINTS Made-Attempts	0-0	2-2
Kicking Made-Attempts	0-0	2-2
FIELD GOALS Made-Attempts	3-3	1-1
RED-ZONE EFFICIENCY	0-2-0%	1-1-100%
GOAL-TO-GO EFFICIENCY	0-1-0%	1-1-100%
SAFETIES	0	0
FINAL SCORE	9	17
TIME OF POSSESSION	20:47	39:13

2017 REVIEW  
Community  
Admin & Coaches  
Veterans  
Draft & Free Agents  
Review  
Records & History  
Lambeau Field  
Misc.

Mercedes-Benz Stadium, Sunday, Sept. 17, 2017. Attendance: 70,826. Time: 3:10. Weather: Clear.

ATLANTA (AP) — Matt Ryan and the Atlanta Falcons picked up where they left off against the Green Bay Packers, building a big halftime lead on the way to a 34-23 victory Sunday night. Ryan threw for 252 yards and a touchdown, Devonta Freeman had a couple of scoring runs, and Desmond Trufant darted to the end zone off an attempted pass by Packers quarterback Aaron Rodgers that was ruled a fumble.

In the first regular-season NFL game at \$1.5-billion Mercedes-Benz Stadium — and the first sporting event in which the facility's camera lens-like roof was open — the Falcons put on quite a show to mark the occasion.

Ryan threw for 201 yards in the first half, getting Julio Jones involved in the offense. Freeman rushed for 84 yards, and Tevin Coleman chipped in with a touchdown catch. Trufant not only scored a defensive touchdown, he came up with a crucial interception near the end of the first half.

On the opening possession, Ryan guided a nine-play, 86-yard drive. Jones hauled in two passes for 53 yards, and the Falcons didn't get to third down until they were at the Green Bay 1. Freeman powered in from there to make it 7-0.

The Packers responded with a 75-yard drive of their own, capped by Ty Montgomery's 1-yard TD run. But it was downhill from there for Rodgers and his offense, which was missing both of its starting tackles and lost receiver Jordy Nelson early on with a quadriceps injury.

Atlanta led 17-7 after Freeman's second TD run from 2 yards out and Matt Ryan's 51-yard field goal. Ryan hit Mohamed Sanu with a 21-yard pass, setting up a 3-yard scoring pass to Coleman with 24 seconds remaining.

The Packers finally showed a bit of life with a couple of fourth-quarter touchdowns, including Rodgers' 300th career scoring pass.

Green Bay Packers

Offense		Defense	
WR	87 J.Nelson	NT	97 K.Clark
LT	68 K.Murphy	DT	76 M.Daniels
LG	65 L.Taylor	LB	52 C.Matthews
C	63 C.Linsley	ILB	42 M.Burnett
RG	73 J.Evans	ILB	50 B.Martinez
RT	64 J.McCray	ROLB	53 N.Perry
TE	80 M.Bennett	LCB	31 D.House
WR	18 R.Cobb	RCB	23 D.Randall
WR	17 D.Adams	CB	24 Q.Rollins
QB	12 A.Rodgers	SS	29 K.Brice
RB	88 T.Montgomery	FS	21 H.Clinton-Dix

Atlanta Falcons

Offense		Defense	
WR	11 Ju.Jones	DT	92 D.Poe
LT	70 J.Mathews	DT	97 G.Jarrett
LG	67 A.Levitre	DE	99 A.Clayborn
C	51 A.Mack	LB	44 V.Beasley
RG	71 W.Schweitzer	LB	45 D.Jones
RT	73 R.Schraeder	LB	59 D.Campbell
TE	81 A.Hooper	CB	23 R.Alford
WR	12 M.Sanu	CB	21 D.Trufant
QB	2 M.Ryan	CB	34 B.Poolo
RB	24 D.Freeman	S	37 R.Allen
WR	18 T.Gabriel	S	22 K.Neal



Referee: Walt Anderson (66)

	1	2	3	4	OT	Total
Green Bay	7	0	3	13	0	23
Atlanta	7	17	10	0	0	34

FIELD GOALS (made / missed)

M.Crosby	(28)	M.Bryant	(51) (53)
----------	------	----------	-----------

Team	Qtr	Time	Play Description (Extra Point) (Drive Info)	GB	At
Falcons	1	9:51	D.Freeman 1 yd. run (M.Bryant kick) (9-86, 5:09)	0	7
Packers	1	3:43	T.Montgomery 1 yd. run (M.Crosby kick) (11-75, 6:08)	7	7
Falcons	2	11:10	D.Freeman 2 yd. run (M.Bryant kick) (10-87, 4:12)	7	14
Falcons	2	3:21	M.Bryant 51 yd. Field Goal (7-58, 3:53)	7	17
Falcons	2	0:19	T.Coleman 3 yd. pass from M.Ryan (M.Bryant kick) (4-36, 0:28)	7	24
Falcons	3	14:04	D.Trufant 15 yd. fumble return (M.Bryant kick)	7	31
Packers	3	9:33	M.Crosby 28 yd. Field Goal (11-65, 4:31)	10	31
Falcons	3	4:19	M.Bryant 53 yd. Field Goal (10-40, 5:14)	10	34
Packers	4	12:42	D.Adams 33 yd. pass from A.Rodgers (pass failed) (13-75, 6:37)	16	34
Packers	4	5:51	T.Montgomery 1 yd. pass from A.Rodgers (M.Crosby kick) (8-85, 3:44)	23	34

**Solo Tackles-Assists-Sacks:** H.Clinton-Dix 5-1-0, B.Martinez 5-0-1, C.Matthews 5-0-1.5, J.Ryan 5-0-0, K.Brice 4-0-0, M.Burnett 4-0-0, N.Perry 3-1-0, Q.Dial 3-0-0, D.House 3-0-0, Q.Rollins 3-0-0, K.Clark 2-1-0, J.Jones 2-1-0, K.King 2-1-0, D.Randall 2-1-0, D.Lowry 0-3-0, J.Thomas 2-0-0.5, K.Fackrell 0-1-0.

Green Bay Packers

Rushing	Att	Yd	Avg	Lg	TD
T.Montgomery	10	35	3.5	7	1
R.Cobb	1	10	10.0	10	0
A.Rodgers	2	8	4.0	9	0
J.Williams	2	6	3.0	4	0
<b>Total</b>	<b>15</b>	<b>59</b>	<b>3.9</b>	<b>10</b>	<b>1</b>

Passing	Att	Cm	Yds	TD	Lg	In
A.Rodgers	50	33	343	2	33t	1
<b>Total</b>	<b>50</b>	<b>33</b>	<b>343</b>	<b>2</b>	<b>33t</b>	<b>1</b>

Receiving	No	Yd	Avg	Lg	TD
D.Adams	8	99	12.4	33t	1
T.Montgomery	6	75	12.5	23	1
R.Cobb	6	60	10.0	18	0
M.Bennett	5	47	9.4	18	0
G.Allison	3	24	8.0	13	0
R.Rodgers	2	22	11.0	14	0
T.Davis	1	9	9.0	9	0
J.Williams	1	5	5.0	5	0
A.Ripkowski	1	2	2.0	2	0
<b>Total</b>	<b>33</b>	<b>343</b>	<b>10.4</b>	<b>33t</b>	<b>2</b>

Intercept.	No	Yd	Avg	Lg	TD
<b>Total</b>	<b>0</b>	<b>0</b>	<b>0.0</b>	<b>0</b>	<b>0</b>

P>Returns	No	Yd	Avg	FC	Lg	TD
T.Davis	0	0	0.0	3	0	0
(downed)	1	0	0.0	0	0	0
<b>Total</b>	<b>0</b>	<b>0</b>	<b>0.0</b>	<b>3</b>	<b>0</b>	<b>0</b>

K>Returns	No	Yd	Avg	Lg	TD
(t'back)	7	0	0.0	0	0
<b>Returns</b>	<b>0</b>	<b>0</b>	<b>0.0</b>	<b>0</b>	<b>0</b>

Atlanta Falcons

Rushing	Att	Yd	Avg	Lg	TD
D.Freeman	19	84	4.4	17	2
T.Coleman	6	42	7.0	35	0
M.Ryan	1	8	8.0	8	0
T.Gabriel	1	7	7.0	7	0
<b>Total</b>	<b>27</b>	<b>141</b>	<b>5.2</b>	<b>35</b>	<b>2</b>

Passing	Att	Cm	Yds	TD	Lg	In
M.Ryan	28	19	252	1	34	0
<b>Total</b>	<b>28</b>	<b>19</b>	<b>252</b>	<b>1</b>	<b>34</b>	<b>0</b>

Receiving	No	Yd	Avg	Lg	TD
Ju.Jones	5	108	21.6	34	0
M.Sanu	5	85	17.0	24	0
D.Freeman	2	16	8.0	10	0
T.Gabriel	2	14	7.0	12	0
A.Hooper	2	7	3.5	4	0
T.Coleman	2	3	1.5	3t	1
J.Hardy	1	19	19.0	19	0
<b>Total</b>	<b>19</b>	<b>252</b>	<b>13.3</b>	<b>34</b>	<b>1</b>

Intercept.	No	Yd	Avg	Lg	TD
D.Trufant	1	0	0.0	0	0
<b>Total</b>	<b>1</b>	<b>0</b>	<b>0.0</b>	<b>0</b>	<b>0</b>

P>Returns	No	Yd	Avg	FC	Lg	TD
A.Roberts	1	0	0.0	0	0	0
(downed)	2	0	0.0	0	0	0
<b>Total</b>	<b>1</b>	<b>0</b>	<b>0.0</b>	<b>0</b>	<b>0</b>	<b>0</b>

K>Returns	No	Yd	Avg	Lg	TD
(t'back)	3	0	0.0	0	0
<b>Total</b>	<b>2</b>	<b>31</b>	<b>15.5</b>	<b>16</b>	<b>0</b>

	Packers	Falcons
<b>TOTAL FIRST DOWNS</b>	24	19
By Rushing	7	7
By Passing	18	12
By Penalty	2	0
<b>THIRD-DOWN EFFICIENCY</b>	5-12-42%	5-11-45%
<b>FOURTH-DOWN EFFICIENCY</b>	3-3-100%	0-0-0%
<b>TOTAL NET YARDS</b>	367	364
Total Offensive Plays	68	58
Average gain per offensive play	5.4	6.3
<b>NET YARDS RUSHING</b>	59	141
Total Rushing Plays	15	27
Average gain per rushing play	3.9	5.2
Tackles for a loss-number and yards	1-2	3-4
<b>NET YARDS PASSING</b>	308	223
Times thrown - yards lost att. to pass	3-35	3-29
Gross yards passing	343	252
<b>PASS ATT-COMP-INT</b>	50-33-1	28-19-0
Average gain per pass play	5.8	7.2
<b>KICKOFFS Number-In EZ-Touchbacks</b>	5-4-3	7-7-7
<b>PUNTS Number and Average</b>	3-39.7	4-41.3
Had Blocked	0	0
FGs - PATs had blocked	0-0	0-0
Net Punting Average	39.7	41.3
<b>TOTAL RETURN YARDS (not inc. kickoffs)</b>	0	0
No. and Yards Punt Returns	0-0	1-0
No. and Yards Kickoff Returns	0-0	2-31
No. and Yards Interception Returns	0-0	1-0
<b>PENALTIES Number and Yards</b>	10-70	6-34
<b>FUMBLES Number and Lost</b>	1-1	0-0
<b>TOUCHDOWNS</b>	3	4
Rushing	1	2
Passing	2	1
Fumbles	0	1
<b>EXTRA POINTS Made-Attempts</b>	2-3	4-4
Kicking Made-Attempts	2-2	4-4
Passing Made-Attempts	0-1	0-0
<b>FIELD GOALS Made-Attempts</b>	1-1	2-2
<b>RED-ZONE EFFICIENCY</b>	2-3-67%	3-3-100%
<b>GOAL-TO-GO EFFICIENCY</b>	2-3-67%	3-3-100%
<b>SAFETIES</b>	0	0
<b>FINAL SCORE</b>	23	34
<b>TIME OF POSSESSION</b>	31:23	28:37

Lambeau Field, Sunday, Sept. 24, 2017. Attendance: 78,323. Time: 3:18. Weather: 89° F, Humidity: 44 percent, Wind: S 8 mph.

GREEN BAY, Wis. (AP) — Aaron Rodgers burned another defense deep with a free play. The Cincinnati Bengals found their offense and a new way to lose. Mason Kroger kicked a 27-yard field goal with 6:26 left in overtime set up by Rodgers' 72-yard pass to Geromino Allison, and the Green Bay Packers rallied to beat Cincinnati, 27-24, on Sunday. Crosby's kick completed the Packers' comeback from a 21-7 halftime deficit. On third-and-10 from the Packers 21, Rodgers took advantage of yet another free play after defensive end Michael Johnson was whistled for offside. Officials let the play continue and the two-time NFL MVP found Allison on about a 40-yard pass before the receiver beat a couple defenders for more yards. Crosby finished it off for the Packers (2-1).

The winless Bengals (0-3) won the toss in overtime but went three-and-out on their opening drive. It was so loud at Lambeau Field that they had to call timeout before their first overtime snap. Rodgers thrived under the pressure. He connected with Jordy Nelson for a 3-yard touchdown pass with 17 seconds left in regulation to tie the game at 24.

Rodgers finished 28 of 42 for 313 yards with three touchdowns and one interception. Allison had six catches for 122 yards. A.J. Green caught a 10-yard scoring pass on the game's opening drive for Cincinnati's first touchdown after two frustrating weeks for the offense. Bill Lazor made his debut as offensive coordinator for the fired Ken Zampese.

Andy Dalton was 21 of 27 for 212 yards and two scores. The Bengals were desperate to avoid their first 0-3 start since 2008. But they couldn't finish the Packers off in the second half.

Green Bay rookie safety Josh Jones gave the injury-laden defense a boost with two sacks and 11 tackles. Rodgers threw just his second career pick-six — and his first at home — when William Jackson returned an interception 75 yards for a touchdown for a 21-7 lead early in the second quarter.



Cincinnati Bengals					Green Bay Packers						
Offense		Defense			Offense		Defense				
WR	18	A.Green	LDE	96	C.Dunlap	WR	87	J.Nelson	DE	94	D.Lowry
LT	70	C.Ogbuehi	NT	92	P.Sims	LT	68	K.Murphy	NT	97	K.Clark
LG	65	C.Boling	DT	97	G.Atkins	LG	65	L.Taylor	LOLB	55	A.Brooks
C	61	R.Bodine	RDE	90	M.Johnson	C	63	C.Linsley	ILB	50	B.Martinez
RG	60	T.Johnson	SLB	59	N.Vigil	RG	73	J.Evans	ILB	27	J.Jones
RT	74	F.Fisher	MLB	51	K.Minter	RT	75	B.Bulaga	ROLB	52	C.Matthews
TE	81	T.Kroft	WLB	57	V.Rey	TE	80	M.Bennett	LCB	23	D.Randall
WR	83	T.Boyd	LCB	27	D.Kirkpatrick	TE	84	L.Kendricks	RCB	20	K.King
WR	11	B.LaFell	RCB	24	A.Jones	WR	17	D.Adams	CB	42	M.Burnett
QB	14	A.Dalton	SS	36	S.Williams	QB	12	A.Rodgers	SB	25	M.Evans
HB	32	J.Hill	FS	43	G.Iloka	RB	88	T.Montgomery	FS	21	H.Clinton-Dix

Cincinnati	1	2	3	4	OT	Total	
Green Bay	7	14	0	3	0	24	R.Bullock
	7	0	7	10	3	27	48WR (46) M.Crosby (28) (27)

Team	Qtr	Time	Play Description (Extra Point) (Drive Info)	Cin	GB	Field Goals (made / missed)
Packers	1	9:40	A.Green 10 yd. pass from A.Dalton (R.Bullock kick) (10-79, 5:20)	7	0	6-6-0, J.Jones 10-1-2, K.King 6-1-0, K.Clark
Bengals	1	7:46	L.Kendricks 1 yd. pass from A.Rodgers (M.Crosby kick) (6-60, 1:54)	7	0	3-3-0, M.Evans 5-0-0, D.Randall 4-1-0,
Bengals	2	12:29	G.Bernard 6 yd. pass from A.Dalton (R.Bullock kick) (9-60, 4:49)	14	7	H.Clinton-Dix 3-0-0, C.Matthews 3-0-0,
Bengals	2	10:20	W.Jackson 75 yd. interception return (R.Bullock kick)	21	7	M.Burnett 2-1-0, C.Qidwai 1-2-0, A.Brooks 2-0-
Packers	3	9:54	J.Nelson 1 yd. pass from A.Rodgers (M.Crosby kick) (8-75, 5:06)	21	14	1, D.Lowry 2-0-0, O.Donald 1-1-0, K.Fackrell
Packers	4	14:43	M.Crosby 28 yd. Field Goal (8-52, 2:58)	21	17	0-2-0.
Bengals	4	3:46	R.Bullock 46 yd. Field Goal (11-63, 5:57)	24	17	
Packers	4	0:17	J.Nelson 3 yd. pass from A.Rodgers (M.Crosby kick) (12-75, 3:29)	24	24	
Packers	5	6:22	M.Crosby 27 yd. Field Goal (5-70, 1:17)	24	27	

Cincinnati Bengals					
Rushing	Att	Yd	Avg	Lg	TD
J.Mixon	18	62	3.4	20	0
G.Bernard	3	27	9.0	25	0
J.Hill	7	23	3.3	8	0
A.Dalton	2	-2	-1.0	-1	0
Total	30	110	3.7	25	0

Green Bay Packers					
Rushing	Att	Yd	Avg	Lg	TD
T.Montgomery	12	35	2.9	8	0
A.Rodgers	4	23	5.8	13	0
J.Williams	1	6	6.0	6	0
Total	17	64	3.8	13	0

Passing						
Att	Cm	Yds	TD	Lg	Int	
A.Dalton	27	21	212	2	21	0
Total	27	21	212	2	21	0

Passing						
Att	Cm	Yds	TD	Lg	Int	
A.Rodgers	42	28	313	3	72	1
Total	42	28	313	3	72	1

Receiving					
No	Yd	Avg	Lg	TD	
A.Green	10	111	11.1	20	1
J.Mixon	3	39	13.0	21	0
T.Kroft	3	28	9.3	14	0
G.Bernard	2	12	6.0	6t	1
T.Boyd	1	11	11.0	11	0
J.Hill	1	6	6.0	6	0
B.LaFell	1	5	5.0	5	0
Total	21	212	10.1	21	2

Receiving					
No	Yd	Avg	Lg	TD	
G.Allison	6	122	20.3	72	0
J.Nelson	6	52	8.7	23	2
D.Adams	3	60	20.0	41	0
M.Bennett	3	12	4.0	6	0
L.Kendricks	2	52	26.0	51	1
Total	28	313	11.2	72	3

P>Returns					
No	Yd	Avg	FC	Lg	TD
A.Erickson	4	31	7.8	0	0
W.Jackson	1	0	0.0	0	0
Returns (out of bounds)	5	31	6.2	0	0
Total	1	20	20.0	20	0

P>Returns					
No	Yd	Avg	FC	Lg	TD
T.Davis	5	70	14.0	1	33
Returns (out of bounds)	1	0	0.0	0	0
Total	0	0	0.0	0	0

	Bengals	Packers
TOTAL FIRST DOWNS	21	22
By Rushing	6	4
By Passing	13	15
By Penalty	2	3
THIRD-DOWN EFFICIENCY	4-12-33%	7-15-47%
FOURTH-DOWN EFFICIENCY	0-0-0%	0-0-0%
TOTAL NET YARDS	301	344
Total Offensive Plays	60	65
Average gain per offensive play	5.0	5.3
NET YARDS RUSHING	110	64
Total Rushing Plays	30	17
Average gain per rushing play	3.7	3.8
Tackles for a loss-number and yards	6-13	1-2
NET YARDS PASSING	191	280
Times thrown - yards lost att. to pass.	3-21	6-33
Gross yards passing	212	313
PASS ATT-COMP-INT	27-21-0	42-28-1
Average gain per pass play	6.4	5.8
KICKOFFS Number-In EZ-Touchbacks	5-4-4	6-5-5
PUNTS Number and Average	6-49.3	6-49.3
Had Blocked	0	0
FGs - PATs had blocked	0-0	0-0
Net Punting Average	37.7	44.2
TOTAL RETURN YARDS (not inc. kickoffs)	106	70
No. and Yards Punt Returns	5-31	5-70
No. and Yards Kickoff Returns	1-20	0-0
No. and Yards Interception Returns	1-75	0-0
PENALTIES Number and Yards	7-68	4-33
FUMBLE Number and Lost	1-1	0-0
TOUCHDOWNS	3	3
Rushing	0	0
Passing	2	3
Interceptions	1	0
EXTRA POINTS Made-Attempts	3-3	3-3
Kicking Made-Attempts	3-3	3-3
FIELD GOALS Made-Attempts	1-2	2-2
RED-ZONE EFFICIENCY	2-2-100%	3-5-60%
GOAL-TO-GO EFFICIENCY	1-1-100%	3-4-75%
SAFETIES	0	0
FINAL SCORE	24	27
TIME OF POSSESSION	34:17	29:21

2017 REVIEW  
Community  
Admin & Coaches  
Veterans  
Draft & Free Agents  
Review  
Records & History  
Lambeau Field  
Misc.



Lambeau Field, Thursday, Sept. 28, 2017. Attendance: 78,362. Time: 3:52. Weather: 65° F, Wind: SW 5 mph.

GREEN BAY, Wis. (AP) — The Green Bay Packers keep finding ways to win despite more key injuries. The Chicago Bears never recovered from a miserable start by quarterback Mike Glennon.

Aaron Rodgers threw four touchdown passes, and the injury-riddled Packers converted three turnovers into scores in an eventful 35-14 victory over the Chicago Bears on Thursday night.

Rodgers connected with Davante Adams and Randall Cobb on short touchdown passes to help build a 21-0 lead in the second quarter of a game delayed 45 minutes by lightning between the first two quarters.

The Packers (3-1) lost two more key players to injuries. Adams left the field on a stretcher after getting hit in the head during a tackle by Danny Treavathan in the third quarter. Running back Ty Montgomery was knocked out in the first quarter with a chest injury.

But the Packers capitalized on an awful start by Glennon, who accounted for four turnovers. He fumbled on his first snap on a strip sack by Clay Matthews. Rodgers hit Cobb for a 2-yard touchdown pass three plays later for a 7-0 lead. Glennon fumbled on his next series, too, but the Packers couldn't score on that drive. It was only a matter of time because the mistakes kept mounting.

Glennon threw his second interception with 2:54 left in the third quarter. Six plays later, receiver Jordy Nelson caught his second touchdown pass, an 8-yarder from Rodgers, to make it a 28-point lead.

Rodgers was 18 of 26 for 179 yards. He picked apart the Bears (1-3) on short, quick passes, a game plan in part necessitated by a patchwork offensive line. The Packers played without starting tackles David Bakhtiari and Bryan Bulaga, and their three backup tackles are already on injured reserve. The injury to Adams cast a pall late in the third quarter. The game was delayed for about five minutes while medical personnel tended to the receiver, who gave a thumbs-up signal as he was wheeled off the field.

The Packers are 95-94-6 against the Bears, their first lead in the series since 1933. It's the oldest rivalry in football, dating to 1923. Matthews' sack on Glennon in the first quarter was the 75th of his career, breaking the franchise record held by Kabeer Gbaja-Biamila.

Chicago Bears

Offense			Defense		
WR 13	K.Wright	DE 96	A.Hicks	WR 87	J.Nelson
TE 88	D.Sims	NT 91	E.Goldman	LT 65	L.Taylor
RT 70	B.Massie	OLB 97	W.Young	LG 62	L.Patrick
RG 75	K.Long	ILB 52	C.Jones	C 63	C.Linsley
C 65	C.Whitehair	ILB 59	D.Treavathan	RT 73	J.Evans
LG 71	J.Sitton	OLB 94	L.Floyd	RG 64	J.McCray
LT 72	C.Leno	CB 37	B.Callahan	TE 80	M.Bennett
TE 86	Z.Miller	S 38	A.Amos	WR 18	R.Cobb
QB 8	M.Glennon	S 39	E.Jackson	WR 17	D.Adams
WR 15	J.Bellamy	CB 31	M.Cooper	QB 12	A.Rodgers
RB 24	Jo.Howard	CB 23	K.Fuller	RB 88	T.Montgomery

Green Bay Packers

Offense			Defense		
DE 94	D.Lowry	NT 97	K.Clark	DT 91	Q.Dial
LOLB 52	C.Matthews	ILB 47	J.Ryan	ILB 50	B.Martinez
ROLB 55	A.Brooks	LCB 23	D.Randall	RCB 20	K.King
SS 42	M.Burnett	FS 21	H.Clinton-Dix		



Reference: John Hussey (35)

	1	2	3	4	OT	Total
Chicago	0	7	0	7	0	14
Green Bay	14	7	7	7	0	35

	1	2	3	4	OT	Total
C.Barth						47WR

FIELD GOALS (made ( ) & missed)

Team	Qtr	Time	Play Description (Extra Point) (Drive Info)
Packers	1	9:49	D.Adams 5 yd. pass from A.Rodgers (M.Crosby kick) (10-75, 5:11)
Packers	1	8:56	R.Cobb 2 yd. pass from A.Rodgers (M.Crosby kick) (3-3, 0:45)
Packers	2	4:48	A.Jones 2 yd. run (M.Crosby kick) (2-60, 0:40)
Bears	2	0:08	K.Wright 5 yd. pass from M.Glennon (C.Barth kick) (7-72, 1:33)
Packers	3	4:09	J.Nelson 4 yd. pass from A.Rodgers (M.Crosby kick) (13-63, 7:43)
Packers	4	14:54	J.Nelson 8 yd. pass from A.Rodgers (M.Crosby kick) (6-42, 2:51)
Bears	4	6:01	Jo.Howard 3 yd. run (C.Barth kick) (15-75, 8:53)

Chi	GB
0	7
0	14
0	21
0	7
0	28
0	35
14	35

Solo Tackles-Assists-Sacks: M.Burnett

9-1-0	H.Clinton-Dix	8-0-0	B.Martinez	5-3-0
1	J.Hawkins	5-2-0	J.Jones	5-0-0
0	D.Randall	5-0-0	K.Brice	5-1-0
0	Q.Dial	4-1-0	J.Ryan	2-3-0
0	R.Cobb	3-0-1	K.Clark	1-2-0
0	K.King	2-0-0	A.Brooks	1-0-0
0	K.Fackrell	1-0-0	R.Jean Francois	0-1-0

Chicago Bears

Rushing	Att	Yd	Avg	Lg	TD
Jo.Howard	18	53	2.9	16	1
B.Cunningham	5	26	5.2	12	0
T.Cohen	6	24	4.0	7	0
M.Glennon	1	0	0.0	0	0
Total	30	103	3.4	16	1

Passing Att Cm Yds TD Lg In

M.Glennon	33	21	218	1	29	2
Total	33	21	218	1	29	2

Receiving No Yd Avg Lg TD

T.Thompson	5	44	8.8	15	0
K.Wright	4	51	12.8	22	1
T.Cohen	4	24	6.0	8	0
J.Bellamy	3	36	12.0	15	0
Z.Miller	2	45	22.5	29	0
Jo.Howard	2	10	5.0	7	0
D.Sims	1	8	8.0	8	0
Total	21	218	10.4	29	1

Intercept. No Yd Avg Lg TD

Total	0	0	0.0	0	0
-------	---	---	-----	---	---

P>Returns No Yd Avg FC Lg TD

T.Cohen	2	7	3.5	0	0
(downed)	1	0	0.0	0	0
(out of bounds)	2	0	0.0	0	0
Returns	2	7	3.5	0	0

Green Bay Packers

Rushing	Att	Yd	Avg	Lg	TD
A.Jones	13	49	3.8	11	1
T.Montgomery	5	28	5.6	11	0
J.Williams	4	11	2.8	4	0
A.Ripkowski	1	4	4.0	4	0
A.Rodgers	1	-1	-1.0	-1	0
Total	24	91	3.8	11	1

Passing Att Cm Yds TD Lg In

A.Rodgers	26	18	179	4	58	0
B.Hundley	1	1	0	0	0	0
Total	27	19	179	4	58	0

Receiving No Yd Avg Lg TD

M.Bennett	6	39	6.5	26	0
J.Nelson	4	75	18.8	58	2
R.Cobb	4	44	11.0	26	1
D.Adams	2	13	6.5	8	0
A.Ripkowski	1	6	6.0	6	0
J.Williams	1	2	2.0	2	0
L.Kendricks	1	0	0.0	0	0
Total	19	179	9.4	58	4

Intercept. No Yd Avg Lg TD

K.Brice	1	11	11.0	11	0
H.Clinton-Dix	1	3	3.0	3	0
Total	0	0	0.0	0	0

P>Returns No Yd Avg FC Lg TD

T.Davis	1	5	5.0	2	5
Returns	1	5	5.0	2	5

Bears Packers

TOTAL FIRST DOWNS	20	17
By Rushing	7	5
By Passing	11	9
By Penalty	2	3
THIRD-DOWN EFFICIENCY	5-12-42%	7-14-50%
FOURTH-DOWN EFFICIENCY	2-2-100%	1-1-100%
TOTAL NET YARDS	308	260
Total Offensive Plays	64	53
Average gain per offensive play	4.8	4.9
NET YARDS RUSHING	103	91
Total Rushing Plays	30	24
Average gain per rushing play	3.4	3.8
Tackles for a loss-number and yards	-4-8	0-0
NET YARDS PASSING	205	169
Times thrown - yards lost att. to pass.	1-13	2-10
Gross yards passing	218	179
PASS ATT-COMP-INT	33-21-2	27-19-0
Average gain per pass play	6.0	5.8
KICKOFFS Number-In EZ-Touchbacks	3-3-3	6-5-4
PUNTS Number and Average	3-49.0	5-47.6
Had Blocked	0	0
FGs - PATs had blocked	0-0	0-0
Net Punting Average	47.3	46.2
TOTAL RETURN YARDS (not inc. kickoffs)	7	19
No. and Yards Punt Returns	2-7	1-5
No. and Yards Kickoff Returns	2-52	0-0
No. and Yards Interception Returns	0-0	2-14
PENALTIES Number and Yards	8-62	7-55
FUMBLES Number and Lost	2-2	0-0
TOUCHDOWNS	2	5
Rushing	1	1
Passing	1	4
EXTRA POINTS Made-Attempts	2-2	5-5
Kicking Made-Attempts	2-2	5-5
FIELD GOALS Made-Attempts	0-1	0-0
RED-ZONE EFFICIENCY	2-2-100%	5-5-100%
GOAL-TO-GO EFFICIENCY	1-1-100%	4-4-100%
SAFETIES	0	0
FINAL SCORE	14	35
TIME OF POSSESSION	31:51	28:09

AT&T Stadium, Sunday, Oct. 8, 2017. Attendance: 93,329. Time: 3:07. Weather: Indoors.

DALLAS (AP) — Aaron Rodgers had more magic in store for the Dallas Cowboys, who can't seem to find the mojo that carried them a year ago. Rodgers threw a 12-yard touchdown pass to Davante Adams with 11 seconds remaining. Rodgers capped a 75-yard drive in just 1:02, lifting the Packers over Dallas 35-31 on Sunday in another thriller nine months after their divisional playoff win on the same field.

Adams had been in the concussion protocol but was active 10 days after leaving the field on a stretcher on a helmet-to-helmet hit that resulted in a suspension for Chicago linebacker Danny Trevathan. He had seven catches for 66 yards and two touchdowns.

Dak Prescott, who had touchdown passes on Dallas' first three drives, put the Cowboys in front on an 11-yard touchdown run with 1:13 remaining to cap a 17-play drive that lasted almost nine minutes.

The Packers (4-1) had gone ahead earlier on Damarious Randall's 21-yard interception return for a touchdown, the third of five lead changes in the fourth quarter. Green Bay rallied from 15 points down in the first half after letting a 21-3 lead get away in last season's playoff win.

Aaron Jones became the first Green Bay running back with 100 yards in his first start as a rookie since Samkon Gado in 2005. He had 19 carries for 125 yards and a touchdown. He replaced Ty Montgomery, out after an injury to his ribs in the win over the Bears.

Cowboys RB Ezekiel Elliott finished with 116 yards on 29 carries.

Rodgers was 19 of 29 for 221 yards and three touchdowns, and set up the winning score with an 18-yard scramble. After an incomplete to Adams working against rookie Jourdan Lewis, Rodgers went there again. Adams made the grab as Lewis turned too late.

Prescott was 25 of 36 for 251 yards and three first-half touchdowns, two to Cole Beasley and one to Dez Bryant, who joined Hall of Famer Bob Hayes as the only Dallas receivers with at least 70 TD grabs.



Green Bay Packers

Offense		Defense	
WR	87 J.Nelson	DE	94 D.Lowry
LT	65 L.Taylor	NT	97 K.Clark
LG	64 J.McCray	DT	76 M.Daniels
C	63 C.Linsley	LOLB	53 N.Perry
RG	73 J.Evans	ILB	47 J.Ryan
RT	75 B.Bulaga	ILB	50 B.Martinez
TE	80 M.Bennett	ROLB	52 C.Mathews
WR	18 R.Cobb	LCB	31 D.House
WR	17 D.Adams	RCB	20 K.King
QB	12 A.Rodgers	SS	42 M.Burnett
RB	33 A.Jones	FS	21 H.Clinton-Dix

Dallas Cowboys

Offense		Defense	
WR	88 D.Bryant	DE	90 D.Lawrence
LT	77 T.Smith	DT	96 M.Collins
LG	64 J.Cooper	DT	95 D.Irving
C	72 T.Frederick	DE	98 T.Crawford
RG	70 Z.Martin	WLB	59 A.Hitchcock
RT	71 L.Collins	MLB	54 J.Smith
TE	82 J.Witten	CB	30 A.Brown
FB	41 K.Smith	CB	32 O.Scandrick
WR	83 T.Williams	CB	27 J.Lewis
QB	4 D.Prescott	SS	38 J.Heath
RB	21 E.Elliott	FS	31 B.Jones

Reference: Terry McAulay (77)

	1	2	3	4	OT	Total
Green Bay	6	6	3	20	0	35
Dallas	7	14	0	10	0	31

FIELD GOALS (made ( ) & missed)

M.Crosby	(22)	D.Bailey	(43)
----------	------	----------	------

Team Qtr Time Play Description (Extra Point) (Drive Info)

Team	Qtr	Time	Play Description (Extra Point) (Drive Info)	GB	Dal
Cowboys	1	8:24	C.Beasley 2 yd. pass from D.Prescott (D.Bailey kick) (12-75, 6:36)	0	7
Packers	1	4:01	D.Adams 10 yd. pass from A.Rodgers (kick failed, hru) (8-75, 4:23)	6	7
Cowboys	2	13:37	C.Beasley 5 yd. pass from D.Prescott (D.Bailey kick) (11-75, 5:24)	6	14
Cowboys	2	6:10	D.Bryant 10 yd. pass from D.Prescott (D.Bailey kick) (10-57, 5:56)	6	21
Packers	2	0:54	A.Jones 7 yd. run (kick failed, w/1) (13-75, 5:16)	12	21
Packers	3	11:09	M.Crosby 22 yd. Field Goal (9-71, 3:51)	15	21
Packers	4	14:54	J.Nelson 10 yd. pass from A.Rodgers (M.Crosby kick) (14-88, 7:43)	22	21
Cowboys	4	11:45	D.Bailey 43 yd. Field Goal (8-50, 3:09)	22	24
Packers	4	9:56	D.Randall 21 yd. interception return (pass failed)	28	24
Cowboys	4	1:13	D.Prescott 11 yd. run (D.Bailey kick) (17-79, 8:43)	28	31
Packers	4	0:11	D.Adams 12 yd. pass from A.Rodgers (M.Crosby kick) (9-75, 1:02)	35	31

Solo Tackles-Assists-Sacks: B.Martinez

10-3-0, J.Ryan	7-2-0, M.Burnett	5-1-0, C.Mathews	5-1-0, M.Daniels	3-3-0, H.Clinton-Dix	4-1-0, Q.Rollins	4-1-0, K.Clark	2-2-0, D.House	2-2-0, J.Jones	3-0-0, N.Perry	2-1-1, D.Randall	1-2-0, K.Brice	2-0-0, J.Hawkins	2-0-0, K.King	2-0-0, A.Brooks	1-1-0, D.Lowry	1-1-0, Q.Olial	0-1-0, R.Jean	Francois	0-1-0.
----------------	------------------	------------------	------------------	----------------------	------------------	----------------	----------------	----------------	----------------	------------------	----------------	------------------	---------------	-----------------	----------------	----------------	---------------	----------	--------

Green Bay Packers

Rushing	Att	Yd	Avg	Lg	TD
A.Jones	19	25	6.6	22	1
A.Rodgers	4	32	8.0	18	0
A.Ripkowski	1	2	2.0	2	0
J.Williams	1	1	1.0	1	0
Total	25	160	6.4	22	1

Passing Att Cm Yds TD Lg In

A.Rodgers	29	19	221	3	33	0
Total	29	19	221	3	33	0

Receiving No Yd Avg Lg TD

D.Adams	7	66	9.4	14	2
R.Cobb	4	29	7.3	13	0
M.Bennett	3	53	17.7	33	0
J.Nelson	1	24	12.0	14	1
L.Kendricks	1	24	24.0	24	0
R.Rodgers	1	16	16.0	16	0
A.Jones	1	9	9.0	9	0
Total	19	221	11.6	33	3

Intercept. No Yd Avg Lg TD

D.Randall	1	21	21.0	21	1
Total	1	21	21.0	21	1

P>Returns No Yd Avg FC Lg TD

(downed)	1	0	0.0	0	0	0
Returns	0	0	0.0	0	0	0

K>Returns No Yd Avg Lg TD

J.Janis	1	17	17.0	17	0
(t'back)	5	0	0.0	0	0
Returns	1	17	17.0	17	0

Dallas Cowboys

Rushing	Att	Yd	Avg	Lg	TD
E.Elliott	29	116	4.0	25	0
D.Prescott	4	37	9.3	21	1
A.Morris	2	10	5.0	5	0
Total	35	163	4.7	25	1

Passing Att Cm Yds TD Lg In

D.Prescott	36	25	251	3	49	1
Total	36	25	251	3	49	1

Receiving No Yd Avg Lg TD

J.Witten	8	61	7.6	14	1
D.Bryant	5	52	10.4	15	1
C.Beasley	4	23	5.8	12	2
B.Butter	2	57	28.5	49	0
T.Williams	2	14	7.0	10	0
K.Smith	2	10	5.0	6	0
R.Smith	1	18	18.0	18	0
E.Elliott	1	16	16.0	16	0
Total	25	251	10.0	49	3

Intercept. No Yd Avg Lg TD

run	0	0	0.0	0	0
Total	0	0	0.0	0	0

P>Returns No Yd Avg FC Lg TD

R.Switzer	1	-1	-1.0	1	-1	0
Returns	1	-1	-1.0	1	-1	0

K>Returns No Yd Avg Lg TD

R.Switzer	1	25	25.0	25	0
(t'back)	6	0	0.0	0	0
Returns	1	25	25.0	25	0

Packers Cowboys

TOTAL FIRST DOWNS	25	26
By Rushing	9	10
By Passing	13	15
By Penalty	3	1
THIRD-DOWN EFFICIENCY	3-7-43%	7-12-58%
FOURTH-DOWN EFFICIENCY	1-1-100%	3-3-100%
TOTAL NET YARDS	342	408
Total Offensive Plays	58	72
Average gain per offensive play	5.9	5.7
NET YARDS RUSHING	160	163
Total Rushing Plays	25	35
Average gain per rushing play	6.4	4.7
Tackles for a loss-number and yards	1-1	2-6
NET YARDS PASSING	182	245
Times thrown - yards lost att. to pass	4-39	1-6
Gross yards passing	221	251
PASS ATT-COMP-INT	29-19-0	36-25-1
Average gain per pass play	5.5	6.6
KICKOFFS Number-In EZ-Touchbacks	7-6-6	6-5-5
PUNTS Number and Average	2-48.5	1-38.0
Had Blocked	0	0
FGs - PATs had blocked	0-0	0-0
Net Punting Average	49.0	38.0
TOTAL RETURN YARDS (not inc. kickoffs)	21	-1
No. and Yards Punt Returns	0	1-1
No. and Yards Kickoff Returns	1	1-25
No. and Yards Interception Returns	1	21-0
PENALTIES Number and Yards	6-38	7-70
FUMBLES Number and Lost	1-1	3-2
TOUCHDOWNS	5	4
Rushing	1	1
Passing	3	3
Interceptions	1	0
EXTRA POINTS Made-Attempts	2-5	4-4
Kicking Made-Attempts	2-4	4-4
Passing Made-Attempts	0-1	0-0
FIELD GOALS Made-Attempts	1-1	1-1
RED-ZONE EFFICIENCY	4-5-80%	4-4-100%
GOAL-TO-GO EFFICIENCY	2-3-67%	3-3-100%
SAFETIES	0	0
FINAL SCORE	35	31
TIME OF POSSESSION	24:54	35:06

U.S. Bank Stadium, Sunday, Oct. 15, 2017. Attendance: 66,848. Time: 3:16. Weather: Indoors.

MINNEAPOLIS (AP) — Aaron Rodgers and the Green Bay Packers arrived at the Super Bowl site for this season, with a realistic goal of returning to Minnesota in four months for a crack at another championship. Their chance of returning in February took an awfully big hit when Rodgers broke his collarbone.

Harrison Smith led Minnesota's defense in a win over the Packers after Rodgers left the field on a cart, taking a big piece of Green Bay's title aspirations with him and paving the way for a 23-10 victory by the Vikings on Sunday at U.S. Bank Stadium that transformed the trajectory of the NFC North race.

Backup Brett Hundley, who completed 18 of 33 passes for 157 yards and his first career touchdown pass, threw three interceptions. Vikings LB Anthony Barr, who later left with a concussion, was not penalized for the hit on Rodgers.

Smith had 1½ sacks on safety blitzes, a diving interception and two pass breakups, helping the Vikings (4-2) limit the injury-depleted Packers to a season-low 227 yards. The Packers had five first downs and 102 yards over the first three quarters.

Vikings backup Case Keenum made his fourth start and finished for the fifth time in place of Sam Bradford, Keenum went 24 for 38 for 239 yards. He threw 13 times to Adam Thielen, completing nine for 97 yards, and had one interception and zero sacks.

The Packers had Ty Montgomery back at tailback after missing the previous game because of broken ribs, but he was limited to 28 yards on 10 carries. Aaron Jones gained 41 yards on 13 attempts. Montgomery made a juggling catch at the goal line that was ultimately ruled incomplete by replay-review reversal, forcing a short field goal instead and keeping the Vikings in front 14-10 right before halftime.

For the first time in six games this season, the Packers had their entire starting offensive line intact. That lasted about half the game. Right tackle Bryan Bulaga was removed because of a concussion, and left tackle David Bakhtiari's hamstring flared up again after he missed the previous four games with the injury. Left guard Lane Taylor also departed with injuries to his ankle and knee.

Green Bay Packers

Offense				Defense							
WR	87	J.Nelson	DE	94	D.Lowry	WR	19	A.Thielen	LE	99	D.Hunter
LT	69	D.Bakhtiari	NT	97	K.Clark	LT	71	R.Reiff	DT	92	T.Johnson
LG	65	L.Taylor	DT	76	M.Daniels	LG	75	J.Sirles	NT	98	L.Joseph
C	63	C.Linsley	LOLB	53	N.Perry	C	65	P.Elfein	RE	97	E.Griffin
RG	73	J.Evans	ILB	47	J.Ryan	RG	61	J.Berger	CB	23	T.Newman
RT	75	B.Bulaga	ILB	50	B.Martinez	RT	74	M.Remmers	MLB	54	E.Kendricks
TE	80	M.Bennett	ROLB	52	C.Matthews	TE	82	K.Rudolph	SLB	55	A.Barr
WR	18	R.Cobb	LCB	23	D.Randall	WR	18	M.Floyd	LCB	26	T.Waynes
WR	17	D.Adams	RCB	28	J.Hawkins	QB	7	C.Keenum	RCB	29	X.Rhodes
QB	12	A.Rodgers	SS	29	K.Brice	TE	89	D.Morgan	SS	41	A.Harris
RB	88	T.Montgomery	FS	21	H.Clinton-Dix	RB	25	L.Murray	FS	22	H.Smith

Minnesota Vikings

Offense				Defense			
WR	19	A.Thielen	LE	99	D.Hunter		
LT	71	R.Reiff	DT	92	T.Johnson		
LG	75	J.Sirles	NT	98	L.Joseph		
C	65	P.Elfein	RE	97	E.Griffin		
RG	61	J.Berger	CB	23	T.Newman		
RT	74	M.Remmers	MLB	54	E.Kendricks		
TE	82	K.Rudolph	SLB	55	A.Barr		
WR	18	M.Floyd	LCB	26	T.Waynes		
QB	7	C.Keenum	RCB	29	X.Rhodes		
TE	89	D.Morgan	SS	41	A.Harris		
RB	25	L.Murray	FS	22	H.Smith		



Referee: Ronald Torbert (62)

	1	2	3	4	OT	Total
Green Bay	0	10	0	0	0	10
Minnesota	0	14	3	6	0	23

	FIELD GOALS (made ( ) & missed)	
M.Crosby	(26)	K.Forbath (36) (34) (53)

Team	Qtr	Time	Play Description (Extra Point)	Drive Info	GB Min
Vikings	2	14:53	J.McKinnon 27 yd. pass from C.Keenum (K.Forbath kick)	(1-42, 0:11)	0:00
Packers	2	10:40	D.Adams 14 yd. pass from B.Hundley (M.Crosby kick)	(3-18, 1:24)	7:14
Vikings	2	7:22	J.McKinnon 3 yd. run (K.Forbath kick)	(8-64, 3:18)	7:14
Packers	2	4:51	M.Crosby 26 yd. Field Goal	(7-30, 2:11)	10:14
Vikings	3	9:35	K.Forbath 36 yd. Field Goal	(12-57, 5:25)	10:17
Vikings	4	14:57	K.Forbath 34 yd. Field Goal	(11-66, 5:16)	10:20
Vikings	4	10:47	K.Forbath 53 yd. Field Goal	(4-0, 1:29)	10:23

Solo Tackles-Assists-Sacks:

B.Martinez	12-2-0	K.Clark	5-5-0	J.Hawkins	8-1-0
M.Daniels	4-4-0	L.Pipkins	4-4-0	H.Clinton-Dix	4-0-0
D.Randall	4-1-0	H.Clinton-Dix	4-1-0	Q.Dial	0-3-0
N.Perry	1-2-0	M.Matthews	2-0-0	D.Lowry	1-1-0
K.Fackrell	1-0-0	R.Jean Francois	1-0-0	Q.Rollins	0-1-0

Green Bay Packers

Rushing	Att	Yd	Avg	Lg	TD
A.Jones	13	41	3.2	9	0
T.Montgomery	10	28	2.8	7	0
B.Hundley	1	3	3.0	3	0

Total	24	72	3.0	9	0
-------	----	----	-----	---	---

Passing	Att	Cm	Yds	Lg	In
B.Hundley	33	18	157	1	26
A.Rodgers	4	2	18	0	10

Total	37	20	175	1	26
-------	----	----	-----	---	----

Receiving	No	Yd	Avg	Lg	TD
J.Nelson	6	60	10.0	26	0
D.Adams	5	54	10.8	19	0
R.Cobb	3	28	9.3	14	1
M.Bennett	2	22	11.0	14	0
G.Allison	1	7	7.0	7	0
T.Montgomery	1	3	3.0	3	0
A.Jones	1	1	1.0	1	0
A.Ripkowski	1	0	0.0	0	0
Total	20	175	8.8	26	1

Intercept.	No	Yd	Avg	Lg	TD
D.Randall	1	14	14.0	14	0

Total	1	14	14.0	14	0
-------	---	----	------	----	---

P>Returns	No	Yd	Avg	Fc	Lg	TD
T.Davis	1	8	8.0	2	8	0
(out of bounds)	1	0	0.0	0	0	0
Returns	1	8	8.0	2	8	0

K>Returns	No	Yd	Avg	Lg	TD
T.Davis	2	55	27.5	29	0
J.Janis	1	11	11.0	11	0
(t'back)	3	0	0.0	0	0
Returns	3	66	22.0	29	0

Minnesota Vikings

Rushing	Att	Yd	Avg	Lg	TD
J.McKinnon	15	69	4.6	20	1
L.Murray	15	28	1.9	10	0
C.Keenum	2	15	7.5	16	0

Total	32	112	3.5	20	1
-------	----	-----	-----	----	---

Passing	Att	Cm	Yds	Lg	In
C.Keenum	38	24	239	1	27

Total	38	24	239	1	27
-------	----	----	-----	---	----

Receiving	No	Yd	Avg	Lg	TD
A.Thielen	9	96	10.7	23	0
K.Rudolph	5	47	9.4	16	0
J.McKinnon	5	30	6.0	27	1
L.Treadwell	3	51	17.0	25	0
L.Murray	1	10	10.0	10	0
M.Floyd	1	5	5.0	5	0

Total	24	239	10.0	27	1
-------	----	-----	------	----	---

Intercept.	No	Yd	Avg	Lg	TD
H.Smith	1	19	19.0	19	0
T.Waynes	1	3	3.0	3	0
X.Rhodes	1	2	2.0	2	0
Total	3	24	8.0	19	0

P>Returns	No	Yd	Avg	Fc	Lg	TD
M.Sherels	1	-5	-5.0	4	-5	0
(out of bounds)	1	0	0.0	0	0	0
Returns	1	-5	-5.0	4	-5	0

K>Returns	No	Yd	Avg	Lg	TD
S.Coley	1	19	19.0	19	0
(t'back)	2	0	0.0	0	0
Returns	1	19	19.0	19	0

	Packers	Vikings
TOTAL FIRST DOWNS	14	24
By Rushing	2	7
By Passing	11	13
By Penalty	1	4
THIRD-DOWN EFFICIENCY	4-17-24%	4-12-33%
FOURTH-DOWN EFFICIENCY	2-3-67%	0-1-0%
TOTAL NET YARDS	227	351
Total Offensive Plays	65	70
Average gain per offensive play	3.5	5.0
NET YARDS RUSHING	72	112
Total Rushing Plays	24	32
Average gain per rushing play	3.0	3.5
Tackles for a loss-number and yards	2-2	7-12
NET YARDS PASSING	155	239
Times thrown - yards lost att. to pass.	4-20	0-0
Gross yards passing	175	239
PASS ATT-COMP-INT	37-20-3	38-24-1
Average gain per pass play	3.8	6.3
KICKOFFS Number-In Ez-Touchbacks	3-3-2	6-5-3
PUNTS Number and Average	6-43.8	4-38.8
Had Blocked	0	0
FGs - PATs had blocked	0-0	0-0
Net Punting Average	44.7	36.8
TOTAL RETURN YARDS (not inc. kickoffs)	22	19
No. and Yards Punt Returns	1-8	1-5
No. and Yards Kickoff Returns	3-66	1-19
No. and Yards Interception Returns	1-14	3-24
PENALTIES Number and Yards	8-92	7-65
FUMBLES Number and Lost	2-0	2-1
TOUCHDOWNS	1	2
Rushing	0	1
Passing	1	1
EXTRA POINTS Made-Attempts	1-1	2-2
Kicking Made-Attempts	1-1	2-2
FIELD GOALS Made-Attempts	1-1	3-3
RED-ZONE EFFICIENCY	1-3-33%	1-3-33%
GOAL-TO-GO EFFICIENCY	0-1-0%	1-1-100%
SAFETIES	0	0
FINAL SCORE	10	23
TIME OF POSSESSION	27:51	32:09

Lambeau Field, Sunday, Oct. 22, 2017. Attendance: 78,380. Time: 2:58. Weather: 52° F, Humidity: 100 percent, Wind: W 10 mph.

GREEN BAY, Wis. (AP) — Drew Brees threw for a touchdown and ran for another, Mark Ingram rushed for a score and the New Orleans Saints overcame several mistakes to beat the Green Bay Packers, 26-17, on Sunday.

Wil Lutz kicked two second-half field goals, including a 44-yarder to put New Orleans up for good, 19-17, with 10:26 left in the game. Brees' 1-yard sneak gave the Saints a two-score lead with 4:55 left.

The sloppy Saints were fortunate to get their fourth straight victory. The Packers lost their first game with Brett Hundley starting at quarterback for injured star Aaron Rodgers.

New Orleans' defense gave up a 46-yard touchdown run to rookie Aaron Jones on the opening drive. Brees was picked off twice in the first quarter. Lutz had a blocked extra point, and New Orleans (4-2) was penalized seven times for 80 yards.

But the Saints pulled away late at overcast Lambeau Field, scoring on all four of their second-half drives. After holding the Packers (4-3) to a three-and-out inside the 20, New Orleans drove 55 yards in eight plays to seal the game with Brees' sneak over the goal line.

Brees finished 27 of 38 for 331 yards with a touchdown. Ingram ran for 105 yards on 22 carries.

Jones had 131 yards on 17 carries. Hundley showed toughness in running for a 14-yard score to give Green Bay a 14-7 lead with 8:37 left in the second quarter. But the Packers managed just a 46-yard field goal from Mason Crosby in the second half, which gave them a brief 17-16 lead.

Hundley finished 12 of 25 for 87 yards. He was intercepted by safety Kenny Vaccaro on a deep ball down the middle of the field with 4:20 left, ending the Packers' comeback bid.

Besides Brees' two picks, the Saints' rough first quarter also included a punt fumbled by Ted Ginn Jr. at his 20. But New Orleans got a break and retained possession when the Packers' Josh Jones was whistled for fair-catch interference.



New Orleans Saints

Offense		Defense	
WR 13	M.Thomas	RDE 57	A.Okafor
LT 72	T.Armstead	RDT 95	T.Davison
LG 75	A.Peat	LDT 98	S.Rankins
C 60	M.Unger	LDE 94	C.Jordan
RG 67	L.Warford	WILL 52	C.Robertson
RT 71	R.Ramczyk	SAM 53	A.Klein
TE 84	M.Hoomanawanui	RCB 23	M.Lattimore
WR 19	T.Ginn	S 32	K.Vaccaro
QB 9	D.Brees	S 43	M.Williams
RB 22	M.Ingram	S 48	V.Bell
FB 42	Z.Line	LCB 20	K.Crawley

Green Bay Packers

Offense		Defense	
WR 87	J.Nelson	DE 94	D.Lowry
LT 69	D.Bakhtiari	NT 97	K.Clark
LG 64	J.McCray	DT 76	M.Daniels
C 63	C.Linsley	LOLB 52	C.Matthews
RG 73	J.Evans	ILB 47	J.Ryan
RT 75	B.Bulaga	ILB 50	B.Martinez
TE 80	M.Bennett	ROLB 53	N.Perry
WR 18	R.Cobb	LCB 31	D.House
WR 17	D.Adams	RCB 20	K.King
QB 7	B.Hundley	SS 29	K.Brice
RB 33	A.Jones	FS 21	H.Clinton-Dix

Referee: Jerome Boger (23)

	1	2	3	4	OT	Total
New Orleans	0	7	9	10	0	26
Green Bay	7	7	0	3	0	17

FIELD GOALS (made / ) & missed

W.Lutz (28) (44) M.Crosby 59SH (46)

Team Qtr Time Play Description (Extra Point) (Drive Info)

Packers	1	13:00	A.Jones 46 yd. run (M.Crosby kick) (5-75, 2:00)	0	7
Saints	2	12:31	M.Ingram 12 yd. run (W.Lutz kick) (7-53, 3:13)	0	7
Packers	2	8:37	B.Hundley 14 yd. run (M.Crosby kick) (8-75, 3:54)	0	7
Saints	3	11:24	B.Coleman 22 yd. pass from D.Brees (kick blocked) (7-59, 3:36)	0	13
Saints	3	4:08	W.Lutz 28 yd. Field Goal (10-74, 4:40)	0	16
Packers	4	14:50	M.Crosby 46 yd. Field Goal (10-53, 4:18)	0	17
Saints	4	10:21	W.Lutz 44 yd. Field Goal (9-60, 4:29)	0	19
Saints	4	4:55	D.Brees 1 yd. run (W.Lutz kick) (8-65, 3:30)	0	26

NO GB Solo Tackles-Assists-Sacks: B.Martinez

13-2-0	K.Brice	7-1-0	D.House	7-1-0
H.Clinton-Dix	5-3-0	K.Clark	2-6-0	C.Matthews
3-3-0	K.King	2-4-0	J.Jones	2-0-0
M.Daniels	4-1-0	N.Perry	4-1-0	N.Perry
3-0-0	Q.Dial	2-1-0	K.Fackrell	2-0-0
2-1-1	C.Odom	1-2-0	D.Randall	2-0-0
M.Evans	1-1-0	J.Ryan	1-1-0	D.Lowry
1-0-0				

New Orleans Saints

Rushing	Att	Yd	Avg	Lg	TD
M.Ingram	22	105	4.8	23	1
A.Kamara	9	57	6.3	19	0
D.Brees	5	-1	-0.2	1t	1
Total	36	161	4.5	23	2

Green Bay Packers

Rushing	Att	Yd	Avg	Lg	TD
A.Jones	17	131	7.7	46t	1
B.Hundley	3	44	14.7	22	1
T.Montgomery	4	6	1.5	5	0
Total	24	181	7.5	46t	2

Passing

Att	Cm	Yds	TD	Lg	In
38	27	331	1	47	2
Total	38	27	331	1	47

Passing

Att	Cm	Yds	TD	Lg	In
25	12	87	0	14	1
Total	25	12	87	0	14

Receiving

No	Yd	Avg	Lg	TD
7	141	20.1	47	0
M.Thomas	7	82	11.7	21
A.Kamara	5	50	10.0	24
M.Ingram	4	5	1.3	4
B.Coleman	2	31	15.5	22t
C.Fleener	2	22	11.0	17
Total	27	331	12.3	47

Receiving

No	Yd	Avg	Lg	TD
3	7	2.3	4	0
M.Bennett	2	17	8.5	12
R.Cobb	2	15	7.5	14
D.Adams	2	12	6.0	8
G.Allison	1	14	14.0	14
J.Nelson	1	13	13.0	13
T.Montgomery	1	9	9.0	9
Total	12	87	7.3	14

Intercept.

No	Yd	Avg	Lg	TD
0	0	0.0	0	0
Total	1	0	0.0	0

Intercept.

No	Yd	Avg	Lg	TD
1	0	0.0	0	0
Total	1	0	0.0	0

P>Returns

No	Yd	Avg	FC	Lg	TD
1	7	7.0	2	7	0
(downed)	2	0	0	0	0
Returns	2	0	0	0	0

P>Returns

No	Yd	Avg	FC	Lg	TD
0	0	0.0	1	0	0
(downed)	1	0	0	0	0
Returns	0	0	0	0	0

K>Returns

No	Yd	Avg	Lg	TD
2	57	28.5	39	0
(t'back)	2	0	0.0	0
Returns	2	57	28.5	39

K>Returns

No	Yd	Avg	Lg	TD
2	52	26.0	27	0
(t'back)	4	0	0.0	0
Returns	2	52	26.0	27

	Saints	Packers
TOTAL FIRST DOWNS	25	16
By Rushing	7	8
By Passing	16	4
By Penalty	2	2
FOURTH-DOWN EFFICIENCY	8-15-53%	4-11-36%
THIRD-DOWN EFFICIENCY	1-1-100%	0-0-0%
TOTAL NET YARDS	485	260
Total Offensive Plays	75	50
Average gain per offensive play	6.5	5.2
NET YARDS RUSHING	161	181
Total Rushing Plays	36	24
Average gain per rushing play	4.5	7.5
Tackles for a loss-number and yards	2-5	3-6
NET YARDS PASSING	324	79
Times thrown - yards lost att. to pass.	1-7	1-8
Gross yards passing	331	87
PASS ATT-COMP-INT	38-27-2	25-12-1
Average gain per pass play	8.3	3.0
KICKOFFS Number-In EZ-Touchbacks	6-6-4	4-3-2
PUNTS Number and Average	2-39.0	5-47.6
Had Blocked	0	0
FGs - PATs had blocked	0-1	0-0
Net Punting Average	39.0	46.2
TOTAL RETURN YARDS (not inc. kickoffs)	7	0
No. and Yards Punt Returns	1-7	0-0
No. and Yards Kickoff Returns	2-57	2-52
No. and Yards Interception Returns	1-0	2-0
PENALTIES Number and Yards	7-80	8-54
FUMBLES Number and Lost	1-0	2-0
TOUCHDOWNS	3	2
Rushing	2	2
Passing	1	0
EXTRA POINTS Made-Attempts	2-3	2-2
Kicking Made-Attempts	2-3	2-2
FIELD GOALS Made-Attempts	2-2	1-2
RED-ZONE EFFICIENCY	2-3-67%	1-1-100%
GOAL-TO-GO EFFICIENCY	1-1-100%	0-0-0%
SAFETIES	0	0
FINAL SCORE	26	17
TIME OF POSSESSION	36:56	23:04

2017 REVIEW  
Community  
Admin & Coaches  
Veterans  
Draft & Free Agents  
Review  
Records & History  
Lambeau Field  
Misc.



Lambeau Field, Monday, Nov. 6, 2017. Attendance: 77,575. Time: 2:45. Weather: 35° F, Humidity: 58 percent, Wind: SW 3 mph.

GREEN BAY, Wis. (AP) — Matthew Stafford passed for 361 yards and two touchdowns to Marvin Jones, and the Lions snapped a three-game losing streak with a 30-17 win on Monday night over the Green Bay Packers. Stafford was 26 of 33, including 12 of 14 in the first half with a 25-yard touchdown pass to Jones. Ameer Abdullah added a 4-yard touchdown run for Detroit (4-4). Green Bay (4-4) finally got in the end zone on Brett Hundley's 1-yard quarterback sneak with 9:52 left.

The Lions answered with Stafford's 11-yard touchdown pass to Jones with 8:06 remaining, putting the game out of reach with a 17-point lead. Jones had seven catches for 107 yards.

Hundley finished 26 of 38 for 245 yards. Cornerback Darius Slay blanketed Jordy Nelson when the Packers did try to throw long while the game was still competitive.

Abdullah fumbled the ball away in the third quarter, but the Packers went three-and-out on the ensuing drive. Familiar problems in the red zone popped up for the Lions when they were stopped on three plays at the Packers 1, forcing them to settle for a field goal for a 17-point lead with 12:25 left.

But without Rodgers, the Packers couldn't keep up with the accurate, rocket-armed Stafford.

The Lions' opening score was set up by an unnecessary roughness penalty on Mike Daniels, after the defensive lineman appeared to headbutt Detroit center Travis Swanson. The flag negated an incompletion on third-and-15 that would have forced the Lions to punt from their own 25. Stafford connected with Jones for the touchdown pass five plays later. The first scoring strike to Jones was the 200th touchdown pass in 117 career games for Stafford, the sixth quickest in NFL history to reach the milestone.

Special teams didn't help the Packers. Working in their third long snapper of the season because of injuries, Green Bay had a 38-yard field goal blocked in the first quarter on a play that started with a low snap.

Detroit Lions

Offense			Defense		
WR	15	G.Tate	DE	69	A.Zettel
LT	72	B.Mihalik	DT	91	A.Robinson
LG	60	G.Glasgow	DT	97	A.Spence
C	64	T.Swanson	DE	94	E.Ansah
RG	76	T.Lang	OLB	59	T.Whitehead
RT	71	R.Wagner	MLB	40	J.Davis
TE	87	D.Fells	CB	28	Q.Diggs
WR	11	M.Jones	CB	23	D.Slay
WR	13	T.Jones	CB	24	N.Lawson
QB	9	M.Stafford	SS	32	T.Wilson
RB	21	A.Abdullah	FS	27	G.Quin

Green Bay Packers

Offense			Defense		
WR	87	J.Nelson	NT	97	K.Clark
LT	69	D.Bakhtiari	DT	76	M.Daniels
LG	65	L.Taylor	LOLB	52	C.Matthews
C	63	C.Linsley	ILB	50	B.Martinez
RG	73	J.Evans	ILB	42	M.Burnett
RT	75	B.Bulaga	ROLB	53	N.Perry
TE	84	L.Kendricks	LCB	31	D.House
WR	18	R.Cobb	RCB	20	K.King
WR	17	D.Adams	CB	23	D.Randall
QB	7	B.Hundley	SS	27	J.Jones
RB	33	A.Jones	FS	21	H.Clinton-Dix

Referee: Clete Blakeman (34)



	1	2	3	4	OT	Total
Detroit	7	7	3	13	0	30
Green Bay	0	3	0	14	0	17

FIELD GOALS (made ( ) & missed)				
M.Prater	55CR (44)	(19) (31)	M.Crosby	38B (35)

Team	Qtr	Time	Play Description (Extra Point) (Drive Info)	Det	GB	Solo Tackles-Assists-Sack:
Lions	1	1:45	M.Jones 25 yd. pass from M.Stafford (M.Prater kick) (9-71, 4:59)	7	0	B.Martinez
Lions	2	2:47	A.Abdullah 4 yd. run (M.Prater kick) (13-91, 6:50)	14	0	B.Martinez
Packers	2	0:00	M.Crosby 35 yd. Field Goal (12-68, 2:47)	14	3	B.Martinez
Lions	3	9:06	M.Prater 44 yd. Field Goal (11-50, 5:54)	17	3	B.Martinez
Lions	4	12:31	M.Prater 19 yd. Field Goal (12-63, 6:52)	20	3	B.Martinez
Packers	4	9:52	B.Hundley 1 yd. run (M.Crosby kick) (7-78, 2:39)	20	10	B.Martinez
Lions	4	8:06	M.Jones 11 yd. pass from M.Stafford (M.Prater kick) (4-75, 1:46)	27	10	B.Martinez
Lions	4	1:42	M.Prater 31 yd. Field Goal (10-33, 4:21)	30	10	B.Martinez
Packers	4	0:00	J.Williams 1 yd. run (M.Crosby kick) (6-75, 1:42)	30	17	B.Martinez

Detroit Lions					
Rushing	Att	Yd	Avg	Lg	TD
A.Abdullah	21	48	2.3	11	1
T.Ridick	5	11	2.2	14	0
J.Agnew	1	4	4.0	4	0
D.Washington	5	1	0.2	4	0
M.Stafford	1	0	0.0	0	0
Total	33	64	1.9	14	1

Green Bay Packers					
Rushing	Att	Yd	Avg	Lg	TD
T.Montgomery	5	33	6.6	9	0
B.Hundley	4	22	5.5	12	1
A.Jones	5	12	2.4	4	0
T.Davis	1	9	9.0	9	0
R.Cobb	1	1	1.0	1	0
J.Williams	1	1	1.0	1	1
Total	17	78	4.6	12	2

Passing	Att	Cm	Yds	TD	Lg	In
M.Stafford	33	26	361	2	63	0
Total	33	26	361	2	63	0

Passing	Att	Cm	Yds	TD	Lg	In
B.Hundley	38	26	245	0	46	0
Total	38	26	245	0	46	0

Receiving	No	Yd	Avg	Lg	TD
G.Tate	7	113	16.1	23	0
M.Jones	7	107	15.3	25	2
T.Ridick	4	62	15.5	63	0
E.Ebron	3	35	11.7	19	0
T.Jones	2	29	14.5	17	0
D.Fells	1	10	10.0	10	0
A.Abdullah	1	9	9.0	9	0
B.Mihalik	1	-4	-4.0	-4	0
Total	26	361	13.9	63	2

Receiving	No	Yd	Avg	Lg	TD
D.Adams	7	53	7.6	9	0
R.Cobb	5	58	11.6	46	0
J.Nelson	4	35	8.8	12	0
L.Kendricks	2	32	16.0	21	0
J.Williams	2	31	15.5	18	0
A.Jones	2	-1	-0.5	2	0
T.Montgomery	1	18	18.0	18	0
A.Ripkowski	1	9	9.0	9	0
R.Rodgers	1	5	5.0	5	0
T.Davis	1	5	5.0	5	0
Total	26	245	9.4	46	0

Intercept.	No	Yd	Avg	Lg	TD
Total	0	0	0.0	0	0

Intercept.	No	Yd	Avg	Lg	TD
Total	0	0	0.0	0	0

P>Returns	No	Yd	Avg	FC	Lg	TD
J.Agnew	2	9	4.5	1	9	0
Returns	2	9	4.5	1	9	0

P>Returns	No	Yd	Avg	FC	Lg	TD
Returns	0	0	0.0	0	0	0

	Lions	Packers
TOTAL FIRST DOWNS	24	21
By Rushing	4	7
By Passing	19	13
By Penalty	1	1
THIRD-DOWN EFFICIENCY	8-13-62%	2-9-22%
FOURTH-DOWN EFFICIENCY	0-0-0%	0-2-0%
TOTAL NET YARDS	417	311
Total Offensive Plays	67	58
Average gain per offensive play	6.2	5.4
NET YARDS RUSHING	64	78
Total Rushing Plays	33	17
Average gain per rushing play	1.9	4.6
Tackles for a loss-number and yards	6-16	0-0
NET YARDS PASSING	353	233
Times thrown - yards lost att. to pass.	-1-8	3-12
Gross yards passing	361	245
PASS ATT-COMP-INT	33-26-0	38-26-0
Average gain per pass play	10.4	5.7
KICKOFFS Number-In EZ-Touchbacks	7-2-0	2-1-1
PUNTS Number and Average	0-0	3-42.7
Had Blocked	0	0
FGs - PATs had blocked	0-0	1-0
Net Punting Average	0.0	39.7
TOTAL RETURN YARDS (not inc. kickoffs)	9	0
No. and Yards Punt Returns	2-9	0-0
No. and Yards Kickoff Returns	1-12	7-140
No. and Yards Interception Returns	0-0	0-0
PENALTIES Number and Yards	2-19	2-20
FUMBLES Number and Lost	2-1	0-0
TOUCHDOWNS	3	2
Rushing	1	2
Passing	2	0
EXTRA POINTS Made-Attempts	3-3	2-2
Kicking Made-Attempts	3-3	2-2
FIELD GOALS Made-Attempts	3-4	1-2
RED-ZONE EFFICIENCY	2-4-50%	2-3-67%
GOAL-TO-GO EFFICIENCY	0-2-0%	2-2-100%
SAFETIES	0	0
FINAL SCORE	30	17
TIME OF POSSESSION	36:55	23:05

**Soldier Field, Sunday, Nov. 12, 2017. Attendance:** 61,285. **Time:** 3:03. **Weather:** 39° F, **Humidity:** 89 percent, **Wind:** WSW 6 mph.

CHICAGO (AP) — Brett Hundley threw for 212 yards and a touchdown, Nick Perry had three sacks and the Packers beat the Chicago Bears, 23-16, on Sunday to snap a three-game losing streak.

Hundley, starting his third game for an injured Aaron Rodgers, threw a 17-yard touchdown to Davante Adams to make it 23-13 with 5:29 to play, and the Packers (5-4) hung on to beat the Bears (3-6) for the eighth time in nine games. Hundley became the first Green Bay starter to quarterback other than Brett Favre or Rodgers to win against the Bears since Don Majkowski on Dec. 17, 1989. It helped that the Packers were also able to move the ball on the ground, rushing for 160 yards.

The win was Green Bay's first since a narrow victory at Dallas on Oct. 8. A week later, Rodgers got driven to the turf by the Vikings' Anthony Barr in a loss at Minnesota, and the Packers haven't been the same since.

Ty Montgomery ran for a 37-yard touchdown in the second quarter, but sat out the second half because of a rib injury. Jamaal Williams stepped up with 67 yards over the final two quarters.

The offense stalled after Mason Crosby missed a 35-yard field goal with just over a minute left, giving Chicago one final chance.

The Bears were then driving deep in Green Bay territory when their replay challenge near the goal line backfired in a huge way. Benny Cunningham was ruled out at the 2 after turning a short pass into a 23-yard gain. The Bears challenged the spot, with Bears head coach John Fox thinking at the time that it was a touchdown. Worst-case scenario: He figured they would have first-and-goal. He did not envision this.

Replay officials ruled Cunningham didn't have control when he hit the pylon, and with the ball landing out of bounds, Green Bay took over at the 20. The Bears didn't lose a timeout, since the call was overturned, though that's a loss they would have gladly taken.



**Green Bay Packers**

Offense		Defense	
WR 87	J.Nelson	DE 94	D.Lowry
LT 69	D.Bakhtiari	NT 97	K.Clark
LG 65	L.Taylor	DT 76	M.Daniels
C 63	C.Linsley	LOLB 52	C.Matthews
RG 73	J.Evans	ILB 50	B.Martinez
RT 64	J.McCray	ILB 47	J.Ryan
TE 84	L.Kendricks	ROLB 53	N.Perry
WR 18	R.Cobb	LCB 23	D.Randall
WR 17	D.Adams	RCB 31	D.House
QB 7	B.Hundley	SS 27	J.Jones
RB 33	A.Jones	FS 21	H.Clinton-Dix

**Chicago Bears**

Offense		Defense	
WR 17	D.Inman	DE 96	A.Hicks
TE 87	A.Shaheen	NT 91	E.Goldman
RT 70	B.Massie	DE 98	M.Unrein
RG 65	C.Whitehair	OLB 93	S.Acho
C 55	H.Grasu	ILB 52	C.Jones
LG 71	J.Sitton	OLB 94	L.Floyd
LT 72	C.Leno	CB 20	P.Amukamara
QB 10	M.Trubisky	S 38	A.Amos
RB 24	Jo.Howard	S 39	E.Jackson
FB 46	M.Burton	CB 23	K.Fuller
WR 15	J.Bellamy	NB 22	C.LeBlanc

Referee: Tony Corrente (99)

	1	2	3	4	OT	Total
Green Bay	3	7	3	10	0	23
Chicago	3	3	0	10	0	16

**FIELD GOALS (made () & missed)**

M.Crosby (40) (24) (50) 35WR C.Barth (45) (44) (49)

**Team Qtr Time Play Description (Extra Point) (Drive Info)**

Packers	1	7:20	M.Crosby 40 yd. Field Goal (11-70, 4:37)	3	0
Bears	1	2:15	C.Barth 45 yd. Field Goal (8-53, 5:05)	3	3
Packers	2	11:41	T.Montgomery 37 yd. run (M.Crosby kick) (3-79, 1:43)	10	3
Bears	2	0:00	C.Barth 44 yd. Field Goal (10-39, 1:37)	10	6
Packers	3	10:16	M.Crosby 24 yd. Field Goal (10-40, 4:44)	13	6
Packers	4	13:09	M.Crosby 50 yd. Field Goal (10-26, 4:20)	16	6
Bears	4	10:39	J.Bellamy 46 yd. pass from M.Trubisky (C.Barth kick) (4-70, 2:30)	13	13
Packers	4	5:29	D.Adams 19 yd. pass from B.Hundley (M.Crosby kick) (8-75, 5:10)	23	13
Bears	4	3:19	C.Barth 49 yd. Field Goal (8-49, 2:10)	23	16

**Solo Tackles-Assists-Sacks:** D.House

8-1-1,	N.Perry	6-0-3,	M.Daniels	5-0-1,
J.Jones	5-0-0,	J.Ryan	4-1-0,	C.Matthews
1-3-0,	H.Clinton-Dix	3-0-0,	D.Randall	3-0-0,
B.Martinez	2-1-0,	K.Clark	1-2-0,	K.King
2-0-0,	K.Fackrell	1-1-0,	M.Adams	0-2-0,
M.Evans	1-0-0,	J.Whitehead	1-0-0,	V.Biegel
0-1-0,	D.Lowry	0-1-0,		

**Green Bay Packers**

Rushing	Att	Yd	Avg	Lg	TD
J.Williams	20	67	3.4	7	0
T.Montgomery	6	54	9.0	37t	1
B.Hundley	2	16	8.0	17	0
A.Jones	3	12	4.0	6	0
R.Cobb	4	8	2.0	6	0
A.Ripkowski	2	3	1.5	2	0
Total	37	160	4.3	37t	1

Passing	Att	Cm	Yds	TD	Lg	In
B.Hundley	25	18	212	1	42	0
Total	25	18	212	1	42	0

Receiving	No	Yd	Avg	Lg	TD
D.Adams	5	90	18.0	42	1
R.Cobb	3	52	17.3	38	0
J.Nelson	3	20	6.7	14	0
T.Montgomery	2	14	7.0	7	0
A.Ripkowski	1	12	12.0	12	0
L.Kendricks	1	9	9.0	9	0
R.Rodgers	1	8	8.0	8	0
J.Williams	1	7	7.0	7	0
A.Jones	1	0	0.0	0	0
Total	18	212	11.8	42	1

Intercept.	No	Yd	Avg	Lg	TD
Total	0	0	0.0	0	0

P>Returns	No	Yd	Avg	FC	Lg	TD
T.Davis	4	42	10.5	0	15	0
(downed)	1	0	0.0	0	0	0
Returns	4	42	10.5	0	15	0

K>Returns	No	Yd	Avg	Lg	TD
T.Davis	2	51	25.5	34	0
(f'back)	2	0	0.0	0	0
Returns	2	51	25.5	34	0

**Chicago Bears**

Rushing	Att	Yd	Avg	Lg	TD
Jo.Howard	15	54	3.6	25	0
T.Cohen	1	1	1.0	1	0
B.Cunningham	1	0	0.0	0	0
Total	17	55	3.2	25	0

Passing	Att	Cm	Yds	TD	Lg	In
M.Trubisky	35	21	297	1	46t	0
Total	35	21	297	1	46t	0

Receiving	No	Yd	Avg	Lg	TD
D.Inman	6	88	14.7	26	0
K.Wright	5	46	9.2	12	0
B.Cunningham	3	32	10.7	23	0
J.Bellamy	2	57	28.5	46t	1
A.Shaheen	2	39	19.5	31	0
D.Brown	2	23	11.5	16	0
T.Cohen	1	10	10.0	10	0
H.Grasu	0	2	0.0	2	0
Total	21	297	14.1	46t	1

Intercept.	No	Yd	Avg	Lg	TD
Total	0	0	0.0	0	0

P>Returns	No	Yd	Avg	FC	Lg	TD
T.Cohen	1	8	8.0	2	8	0
(out of bounds)	1	0	0.0	0	0	0
Returns	1	8	8.0	2	8	0

K>Returns	No	Yd	Avg	Lg	TD
T.Cohen	4	95	23.8	34	0
B.Cunningham	2	33	16.5	19	0
Returns	6	128	21.3	34	0

	Packers	Bears
TOTAL FIRST DOWNS	18	14
By Rushing	6	1
By Passing	10	12
By Penalty	2	1
THIRD-DOWN EFFICIENCY	7-16-44%	4-14-29%
FOURTH-DOWN EFFICIENCY	1-1-100%	0-1-0%
TOTAL NET YARDS	342	323
Total Offensive Plays	65	57
Average gain per offensive play	5.3	5.7
NET YARDS RUSHING	160	55
Total Rushing Plays	37	17
Average gain per rushing play	4.3	3.2
Tackles for a loss-number and yards	2-2	5-9
NET YARDS PASSING	182	268
Times thrown - yards lost att. to pass	3-30	5-29
Gross yards passing	212	297
PASS ATT-COMP-INT	25-18-0	35-21-0
Average gain per pass play	6.5	6.7
KICKOFFS Number-In EZ-Touchbacks	6-3-0	4-2-2
PUNTS Number and Average	4-40.0	5-48.2
Had Blocked	0	0
FGs - PATs had blocked	0-0	0-0
Net Punting Average	38.0	39.8
TOTAL RETURN YARDS (not inc. kickoffs)	42	8
No. and Yards Punt Returns	4-42	1-8
No. and Yards Kickoff Returns	2-51	6-128
No. and Yards Interception Returns	0-0	0-0
PENALTIES Number and Yards	5-35	8-78
FUMBLES Number and Lost	0-0	1-1
TOUCHDOWNS	2	1
Rushing	1	0
Passing	1	1
EXTRA POINTS Made-Attempts	2-2	1-1
Kicking Made-Attempts	2-2	1-1
FIELD GOALS Made-Attempts	3-4	3-3
RED-ZONE EFFICIENCY	1-3-33%	0-0-0%
GOAL-TO-GO EFFICIENCY	0-0-0%	0-0-0%
SAFETIES	0	0
FINAL SCORE	23	16
TIME OF POSSESSION	33:53	26:07

2017 REVIEW  
Community  
Admin & Coaches  
Veterans  
Draft & Free Agents  
2017 Review  
Records & History  
Lambeau Field  
Misc.

Lambeau Field, Sunday, Nov. 19, 2017. Attendance: 77,945. Time: 3:01. Weather: 28° F, Humidity: 63 percent, Wind: WNW 14 mph.

GREEN BAY, Wis. (AP) — The Baltimore Ravens' defense forced five turnovers. The offense finished off a shutout of the Green Bay Packers with 10 fourth-quarter points.

Baltimore (5-5) got its third shutout of the season in blanking the Packers, 23-0, on Sunday. The Ravens last accomplished the feat when the Ray Lewis-led defense had four shutouts for the Super Bowl-winning team in 2000; the last NFL team to have three was New England in 2003.

Terrell Suggs, Matthew Judon and Willie Henry each had two sacks apiece against Green Bay. Backup Brett Hundley was 21 of 36 for 239 yards. But he threw interceptions on the Packers' first two series. On the third drive, backup running back Devante Mays fumbled on his first carry of the season.

The Packers were shut out for the first time since Nov. 19, 2006, when then-starter Brett Favre left with an injury in the first half of a 35-0 loss to New England. Packers QB Aaron Rodgers, then in his second year in the league, finished off that loss in relief.

Devante Adams was one of the Packers' few bright spots after torching the Ravens' strong secondary for 126 yards on eight catches. The Packers actually outgained the Ravens, 265-219. But turnovers sapped any momentum.

Ravens quarterback Joe Flacco will cherish the memories of winning a game at venerable Lambeau Field. He threw for 183 yards, going 22 of 28 with an interception, and a pretty 21-yard touchdown pass to Mike Wallace in the third quarter.

Packers linebacker Clay Matthews suffered a groin injury midway through the first quarter. He returned for one play on the next defensive series, then watched the rest of the first half from the sideline. Matthews did have a sack before getting hurt, his first sack since Week 4, to give him 3½ for the season. Another starter, defensive lineman Kenny Clark, was carted off the field in the fourth quarter with an ankle injury.

**Baltimore Ravens**

**Green Bay Packers**

Offense				Defense				Offense				Defense			
WR	17	M.Wallace	DT	98	B.Williams	WR	87	J.Nelson	DE	94	D.Lowry				
WR	18	J.Maclin	DT	69	W.Henry	LT	69	D.Bakhtiari	NT	97	K.Clark				
LT	74	J.Hurst	RUSH	55	T.Suggs	LG	65	L.Taylor	DT	76	M.Daniels				
LG	61	L.Bowanko	MLB	57	C.Mosley	C	63	C.Linsley	LOLB	53	M.Perry				
C	66	R.Jensen	WLB	40	P.Onwuasor	RG	73	J.Evans	ILB	47	J.Ryan				
RG	68	M.Skura	SLB	98	Z.Smith	RT	64	J.McCray	ILB	50	B.Martinez				
TE	77	A.Howard	CB	26	M.Canady	TE	84	L.Kendricks	ROLB	52	C.Matthews				
TE	86	N.Boyle	LCB	24	B.Carr	WR	18	R.Cobb	LCB	31	D.House				
TE	87	M.Williams	SS	23	T.Jefferson	WR	17	D.Adams	RCB	23	D.Randall				
QB	5	J.Flacco	FS	32	E.Weddle	QB	7	B.Hundley	SS	27	J.Jones				
RB	34	A.Collins	RCB	22	J.Smith	RB	30	J.Williams	FS	21	H.Clinton-Dix				



Reference: Jeff Triplette (42)

	1	2	3	4	OT	Total
Baltimore	0	6	7	10	0	23
Green Bay	0	0	0	0	0	0

FIELD GOALS (made / & missed)	
J.Tucker	(32) (39) (23)

**Solo Tackles-Assists-Sacks:** B.Martinez

4-5-0, J.Jones 8-0-0, J.Ryan 8-0-0, K.Kackrell 5-2-1, H.Clinton-Dix 5-0-0, M.Daniels 1-4-0, Q.Dial 2-2-0, D.Randall 2-2-0, D.Lowry 3-0-0.5, V.Biegel 2-1-0, A.Brooks 2-1-0.5, K.Clark 2-1-0, D.House 2-1-0, M.Evans 2-0-0, C.Matthews 1-0-1, N.Perry 0-1-0, J.Whitehead 0-1-0.

Team	Qtr	Time	Play	Description (Extra Point) (Drive Info)	Bal	GB
Ravens	2	14:56	J.Tucker	32 yd. Field Goal (10-47, 4:51)	3	0
Ravens	2	0:00	J.Tucker	39 yd. Field Goal (4-9, 1:37)	6	0
Ravens	3	13:08	M.Wallace	21 yd. pass from J.Flacco (J.Tucker kick) (4-59, 1:52)	13	0
Ravens	4	4:46	J.Tucker	23 yd. Field Goal (5-24, 1:57)	16	0
Ravens	4	2:12	A.Collins	3 yd. run (J.Tucker kick) (1-3, 0:05)	23	0

**Baltimore Ravens**

**Green Bay Packers**

Rushing	Att	Yd	Avg	Lg	TD
A.Collins	20	49	2.5	9	1
J.Allen	3	8	2.7	5	0
D.Woodhead	1	2	2.0	2	0
J.Flacco	2	-1	-0.5	0	0
Total	26	58	2.2	9	1

Rushing	Att	Yd	Avg	Lg	TD
J.Williams	18	57	3.2	8	0
B.Hundley	3	19	6.3	12	0
R.Cobb	1	0	0.0	0	0
D.Mays	3	-1	-0.3	2	0
Total	25	75	3.0	12	0

**Passing Att CmYds TD Lg Ln**

J.Flacco	28	22	183	1	33	1
Total	28	22	183	1	33	1

**Passing Att CmYds TD Lg Ln**

B.Hundley	36	21	239	0	33	3
Total	36	21	239	0	33	3

**Receiving No Yd Avg FC Lg TD**

D.Woodhead	5	21	4.2	7	0
M.Wallace	4	56	14.0	21	1
J.Maclin	4	34	8.5	14	0
A.Collins	4	22	5.5	21	0
M.Williams	2	6	3.0	4	0
B.Watson	1	33	33.0	33	0
J.Allen	1	9	9.0	9	0
N.Boyle	1	2	2.0	2	0
Total	22	183	8.3	33	1

**Receiving No Yd Avg FC Lg TD**

D.Adams	8	126	15.8	33	0
J.Williams	4	38	9.5	16	0
R.Cobb	3	34	11.3	18	0
J.Nelson	2	24	12.0	17	0
A.Ripkowski	1	6	6.0	6	0
L.Kendricks	1	5	5.0	5	0
R.Rodgers	1	3	3.0	3	0
J.Kerridge	1	3	3.0	3	0
Total	21	239	11.4	33	0

**P>Returns No YdAvg FC Lg TD**

M.Campanaro	1	28	28.0	4	28	0
-------------	---	----	------	---	----	---

**P>Returns No YdAvg FC Lg TD**

T.Davis	1	9	9.0	2	9	0
G.Allison	1	0	0.0	0	0	0
(downed)	1	0	0.0	0	0	0
(out of bounds)	1	0	0.0	0	0	0
(t'back)	1	0	0.0	0	0	0
Returns	2	9	4.5	2	9	0

**K>Returns No Yd Avg Lg TD**

C.Moore	1	35	35.0	35	0
Returns	1	35	35.0	35	0

**K>Returns No Yd Avg Lg TD**

T.Davis	2	48	24.0	30	0
(t'back)	3	0	0.0	0	0
Returns	2	48	24.0	30	0

	Ravens	Packers
TOTAL FIRST DOWNS	14	16
By Rushing	4	5
By Passing	7	11
By Penalty	3	0
THIRD-DOWN EFFICIENCY	3-14-21%	4-13-31%
FOURTH-DOWN EFFICIENCY	1-1-100%	1-4-25%
TOTAL NET YARDS	219	265
Total Offensive Plays	57	67
Average gain per offensive play	3.8	4.0
NET YARDS RUSHING	58	75
Total Rushing Plays	26	25
Average gain per rushing play	2.2	3.0
Tackles for a loss-number and yards	4-11	1-4
NET YARDS PASSING	161	190
Times thrown - yards lost att. to pass.	3-22	6-49
Gross yards passing	183	239
PASS ATT-COMP-INT	28-22-1	36-21-3
Average gain per pass play	5.2	4.5
KICKOFFS Number-In Ez-Touchbacks	5-3-3	1-0-0
PUNTS Number and Average	7-41.4	5-40.4
Had Blocked	0	0
FGs - PATs had blocked	0-0	0-0
Net Punting Average	37.3	34.8
TOTAL RETURN YARDS (not inc. kickoffs)	46	9
No. and Yards Punt Returns	1-28	2-9
No. and Yards Kickoff Returns	1-35	2-48
No. and Yards Interception Returns	3-18	1-0
PENALTIES Number and Yards	3-30	5-53
FUMBLES Number and Lost	1-0	4-2
TOUCHDOWNS	2	0
Rushing	1	0
Passing	1	0
EXTRA POINTS Made-Attempts	2-2	0-0
Kicking Made-Attempts	2-2	0-0
FIELD GOALS Made-Attempts	3-3	0-0
RED-ZONE EFFICIENCY	1-3-33%	0-1-0%
GOAL-TO-GO EFFICIENCY	1-1-100%	0-1-0%
SAFETIES	0	0
FINAL SCORE	23	0
TIME OF POSSESSION	30:03	29:57

Heinz Field, Sunday, Nov. 26, 2017. Attendance: 61,147. Time: 3:04. Weather: 38° F, Humidity: 47 percent, Wind: WSW 7 mph.

PITTSBURGH (AP) — Brett Hundley wanted this one for his teammates. The embattled Green Bay quarterback, filling in for the injured Aaron Rodgers, enjoyed a breakout performance in the national spotlight, but Pittsburgh Steelers quarterback Ben Roethlisberger and wide receiver Antonio Brown ruined Hundley's moment.

Roethlisberger and Brown guided the Steelers to a four-play, 35-yard drive in 17 seconds, leading to Chris Boswell's 53-yard field goal as time expired that gave the Steelers a 31-28 victory over the Packers on Sunday night.

Hundley ended 17 of 26 for 245 yards with three touchdown passes and zero interceptions. Sunday's start showed growth as Hundley tossed two TDs in the first quarter alone. He had two touchdown passes and seven interceptions in his previous five games since Rodgers broke his collarbone.

Hundley found WR Randall Cobb for a 39-yard touchdown, RB Jamaal Williams for a 54-yard screen pass in the first quarter and WR Davante Adams for a 55-yard touchdown on the sixth play of the second half. Hundley also marched the Packers on a game-tying drive in the fourth quarter, needing 12 plays to go 77 yards for the touchdown. He connected with Adams for an 8-yard pickup on fourth-and-six from the Pittsburgh 12, which led to Williams' second touchdown of the game to even the score with 2:02 to play.

Green Bay, which hasn't won in Pittsburgh since 1970, has now lost five of six, including the last two. The Packers, who defeated Pittsburgh almost seven years ago in Super Bowl XLV, were two games below .500 last season before reeling off eight straight wins to reach the NFC Championship game.

Pittsburgh (9-2) won its sixth straight with Roethlisberger, who threw for 351 yards with four touchdowns and two interceptions. Brown finished with 10 receptions for 169 yards and two touchdowns. Le'Veon Bell ran for 95 yards and added another 88 yards receiving but also had a fumble that stalled a drive early in the fourth quarter. The Steelers outgained Green Bay, 462-307, and had the ball for nearly 34 minutes.



Green Bay Packers

Offense		Defense	
WR 87	J.Nelson	DE 94	D.Lowry
LT 69	D.Bakhtiari	NT 91	Q.Dial
LG 65	L.Taylor	DT 76	M.Daniels
C 63	C.Linsley	LOLB 53	N.Perry
RG 73	J.Evans	ILB 47	J.Ryan
RT 78	J.Spriggs	ILB 50	B.Martinez
TE 84	L.Kendricks	ROLB 51	K.Fackrell
WR 18	R.Cobb	LCB 31	D.House
WR 17	D.Adams	RCB 23	D.Randall
RB 30	J.Williams	SS 42	M.Burnett
QB 7	B.Hundley	FS 21	H.Clinton-Dix

Pittsburgh Steelers

Offense		Defense	
WR 84	A.Brown	LDE 97	C.Heyward
LT 78	A.Villanueva	RDE 91	S.Tuitt
LG 73	R.Foster	LOLB 48	B.Dupree
C 53	M.Pouncey	LILB 50	R.Shazier
RG 66	D.DeCastro	RILB 98	V.Williams
RT 74	C.Hubbard	ROLB 90	T.Watt
TE 81	J.James	LOB 24	C.Sensabaugh
RB 26	L.Bell	DB 31	M.Hilton
FB 45	R.Nix	FS 23	M.Mitchell
QB 7	B.Roethlisberger	SS 28	S.Davis
WR 10	M.Bryant	RCB 25	A.Burns

Referee: Ed Hochuli (85)

	1	2	3	4	OT	Total
Green Bay	14	0	7	7	0	28
Pittsburgh	8	7	10	0	0	31

FIELD GOALS (made ( ) & missed)

M.Crosby	5/7WL	C.Boswell	(53)
----------	-------	-----------	------

Team Qtr Time Play Description (Extra Point) (Drive Info)

Team	Qtr	Time	Play Description (Extra Point) (Drive Info)	GB	Pit
Steelers	1	8:14	X.Grimble 1 yd. pass from B.Roethlisberger (kick failed, wl) (12-59, 6:46)	0	6
Packers	1	4:45	R.Cobb 39 yd. pass from B.Hundley (M.Crosby kick) (6-60, 3:29)	7	0
Packers	1	1:22	J.Williams 54 yd. pass from B.Hundley (M.Crosby kick) (3-55, 0:50)	14	6
Steelers	2	7:20	M.Bryant 17 yd. pass from B.Roethlisberger (B.Roethlisberger-A.Brown pass) (5-65, 2:51)	14	14
Packers	3	12:06	D.Adams 55 yd. pass from B.Hundley (M.Crosby kick) (6-76, 2:54)	21	14
Steelers	3	0:50	A.Brown 1 yd. pass from B.Roethlisberger (C.Boswell kick) (6-53, 3:25)	21	21
Steelers	4	8:42	A.Brown 33 yd. pass from B.Roethlisberger (C.Boswell kick) (7-68, 4:14)	21	28
Packers	4	2:02	J.Williams 4 yd. run (M.Crosby kick) (12-77, 6:40)	28	28
Steelers	4	0:00	C.Boswell 53 yd. Field Goal (4-35, 0:17)	28	31

Solo Tackles-Assists-Sacks: B.Martinez

10-7-0, M.Daniels	8-1-1, M.Burnett	7-1-0, D.Randall	5-2-0, J.Ryan	5-2-0, H.Clinton-Dix	4-2-0, K.King	4-0-0, J.Hawkins	3-1-0, J.Jones	3-1-0, Q.Dial	1-3-0, K.Fackrell	2-0-0, D.House	2-0-0, D.Lowry	0-2-0, N.Perry	0-2-0, V.Biegel	1-0-0, A.Brooks	1-0-0, M.Adams	0-1-0.
-------------------	------------------	------------------	---------------	----------------------	---------------	------------------	----------------	---------------	-------------------	----------------	----------------	----------------	-----------------	-----------------	----------------	--------

Green Bay Packers

Rushing	Att	Yd	Avg	Lg	TD
J.Williams	21	66	3.1	12	1
B.Hundley	1	6	6.0	6	0
A.Ripkowski	1	4	4.0	4	0
T.Davis	1	4	4.0	4	0
Total	24	80	3.3	12	1

Passing Att CmYds TD Lg In

B.Hundley	26	17	245	3	55t	0
Total	26	17	245	3	55t	0

Receiving No Yd Avg Lg TD

D.Adams	5	82	16.4	55t	1
J.Williams	4	69	17.3	54t	1
R.Cobb	4	58	14.5	39t	1
J.Nelson	3	11	3.7	7	0
R.Rodgers	1	25	25.0	25	0
Total	17	245	14.4	55t	3

Intercept. No Yd Avg Lg TD

B.Martinez	1	3	3.0	3	0
D.Randall	1	0	0.0	0	0
Total	2	3	1.5	3	0

P>Returns No Yd Avg FC Lg TD

T.Davis	0	0	0.0	2	0	0
(downed)	1	0	0.0	0	0	0
Returns	0	0	0.0	2	0	0

K>Returns No Yd Avg Lg TD

T.Davis	3	59	19.7	23	0
(t'back)	2	0	0.0	0	0
Returns	3	59	19.7	23	0

Pittsburgh Steelers

Rushing	Att	Yd	Avg	Lg	TD
L.Bell	20	95	4.8	14	0
B.Roethlisberger	3	25	8.3	14	0
M.Bryant	1	1	1.0	1	0
Total	24	121	5.0	14	0

Passing Att CmYds TD Lg In

B.Roethlisberger	45	33	351	4	39	2
Total	45	33	351	4	39	2

Receiving No Yd Avg Lg TD

L.Bell	12	88	7.3	15	0
A.Brown	10	169	16.9	39	2
M.Bryant	4	40	10.0	17	1
J.James	3	32	10.7	17	0
E.Rogers	3	21	7.0	11	0
X.Grimble	1	1	1.0	1	0
Total	33	351	10.6	39	4

Intercept. No Yd Avg Lg TD

Total	0	0	0.0	0	0
-------	---	---	-----	---	---

P>Returns No Yd Avg FC Lg TD

A.Brown	3	9	3.0	2	7	0
Returns	3	9	3.0	2	7	0

K>Returns No Yd Avg Lg TD

M.Bryant	2	58	29.0	38	0
(t'back)	3	0	0.0	0	0
Returns	2	58	29.0	38	0

	Packers	Steelers
TOTAL FIRST DOWNS	15	28
By Rushing	6	6
By Passing	8	21
By Penalty	1	1
THIRD-DOWN EFFICIENCY	6-13-46%	8-13-62%
FOURTH-DOWN EFFICIENCY	1-1-100%	1-1-100%
TOTAL NET YARDS	307	462
Total Offensive Plays	54	70
Average gain per offensive play	5.7	6.6
NET YARDS RUSHING	80	121
Total Rushing Plays	24	24
Average gain per rushing play	3.3	5.0
Tackles for a loss-number and yards	3-5	1-3
NET YARDS PASSING	227	341
Times thrown - yards lost att. to pass	4-18	1-10
Gross yards passing	245	351
PASS ATT-COMP-INT	26-17-0	45-33-2
Average gain per pass play	7.6	7.4
KICKOFFS Number-In EZ-Touchbacks	5-3-3	5-3-2
PUNTS Number and Average	5-48.2	3-32.3
Had Blocked	0	0
FGs - PATs had blocked	0	0
Net Punting Average	46.4	32.3
TOTAL RETURN YARDS (not inc. kickoffs)	3	9
No. and Yards Punt Returns	0-0	3-9
No. and Yards Kickoff Returns	3-59	2-58
No. and Yards Interception Returns	2-3	0-0
PENALTIES Number and Yards	3-27	5-45
FUMBLES Number and Lost	0-0	1-1
TOUCHDOWNS	4	4
Rushing	1	0
Passing	3	4
EXTRA POINTS Made-Attempts	4-4	3-4
Kicking Made-Attempts	4-4	2-3
Passing Made-Attempts	0-0	1-1
FIELD GOALS Made-Attempts	0-1	1-1
RED-ZONE EFFICIENCY	1-1-100%	3-3-100%
GOAL-TO-GO EFFICIENCY	1-1-100%	2-2-100%
SAFETIES	0	0
FINAL SCORE	28	31
TIME OF POSSESSION	26:24	33:36



**GREEN BAY 26, TAMPA BAY 20 (OT)**

**Lambeau Field, Sunday, Dec. 3, 2017. Attendance: 77,684. Time: 2:59. Weather: 42° F, Humidity: 67 percent, Wind: SE 8 mph.**

GREEN BAY, Wis. (AP) — Dean Lowry estimates that he could run a 40-yard dash in 4.8 seconds. Watching him rumble down the field on a 62-yard fumble return for a touchdown might have felt like an eternity to fans at Lambeau Field.

Lowry's score highlighted a solid effort for the Packers' defense, and Green Bay's offense relied on the running game to beat the Tampa Bay Buccaneers, 26-20, in overtime on Sunday. The game ended on the opening possession of overtime with Aaron Jones' 20-yard scoring run on his only carry.

Lowry snatched the ball out of the air following a strip-sack of Jameis Winston by Kenny Clark. Seconds later, the 6-foot-6, 296-pound lineman was making a Lambeau leap.

The Packers (6-6) got seven sacks along with a deflected punt by Kyleer Fackrell and kept their playoff hopes alive. Green Bay spoiled the return of Winston to the Buccaneers (4-8), whose playoff hopes are just about done.

The Packers had just 84 yards passing but wore down the Buccaneers on the ground. Rodgers' replacement, Brett Hundley, had runs of 18 and 7 yards on the game-winning drive in overtime.

Hundley finished 13 of 22 for 84 yards, adding seven carries for 66 yards. Jamaal Williams ran for 113 yards and a touchdown on 21 carries.

Winston finished 21 of 32 for 270 yards and two touchdowns, including an 11-yard scoring pass to tight end Cameron Brate for a 20-17 lead with 6:02 left. But Winston had defenders in his face all day. Peyton Barber rushed for 102 yards on 23 carries.

The Buccaneers had one last shot in regulation after Mason Crosby kicked a 22-yard field goal to tie the game at 20 with 2:01 left. But Winston's 20-yard pass to Charles Sims was negated by an illegal-block penalty on Evan Smith that pushed the offense back to first-and-20 from its own 10. Tampa punted three plays later and never got the ball back.

Tampa Bay Buccaneers					Green Bay Packers						
Offense			Defense		Offense			Defense			
WR	11	D.Jackson	DE	95	R.Russell	WR	87	J.Nelson	DE	94	D.Lowry
TE	45	A.Cross	DT	93	G.McCoy	LT	69	D.Bakhtiari	NT	97	K.Clark
LT	76	D.Smith	DT	90	C.Baker	LG	65	L.Taylor	DT	76	M.Daniels
LG	64	K.Pamphile	DE	92	W.Gholston	C	63	C.Linsley	LOLB	52	C.Matthews
C	62	E.Smith	MLB	58	K.Alexander	RG	73	J.Evans	ILB	47	J.Ryan
RG	73	J.Sweezy	WLB	54	L.David	RT	78	J.Spriggs	ILB	50	B.Martinez
RT	77	C.Bennoch	CB	36	R.McClain	WR	17	D.Adams	ROLB	53	N.Perry
WR	13	M.Evans	CB	29	R.Smith	WR	18	R.Cobb	LCB	31	D.House
TE	80	O.Howard	CB	24	B.Grimes	QB	7	B.Hundley	RCB	23	D.Randall
QB	3	J.Winston	S	23	C.Conte	RB	30	J.Williams	SS	42	M.Burnett
RB	25	P.Barber	S	21	J.Evans	FB	22	A.Ripkowski	FS	21	H.Clinton-Dix



Referee: Terry McAlay (77)

	1	2	3	4	OT	Total		
Tampa Bay	.....	7	3	0	10	0	20	
Green Bay	.....	3	14	0	3	6	26	

FIELD GOALS (made ( ) & missed)			
P.Murray	(36) (30)	M.Crosby	(37) (22)

Team	Qtr	Time	Play Description (Extra Point) (Drive Info)	TB	GB	Solo Tackles-Assists-Sacks:
Buccaneers	1	9:52	C.Brato 28 yd. pass from J.Winston (P.Murray kick) (10-75, 5:08)	7	0	H.Clinton-Dix 6-6-0, J.Ryan 9-1-1, B.Martinez 6-4-0,
Packers	1	2:30	M.Crosby 37 yd. Field Goal (14-61, 7:22)	7	3	N.Perry 5-3-0, M.Daniels 3-5-0-5, M.Burnett
Packers	2	7:12	J.Williams 1 yd. run (M.Crosby kick) (5-45, 2:32)	7	10	5-2-0, K.Clark 3-4-1.5, D.House 4-1-0,
Packers	2	4:17	P.Lowry 62 yd. fumble return (M.Crosby kick)	7	17	J.Jones 3-2-0, C.Matthews 2-3-3, D.Lowry
Buccaneers	2	0:13	P.Murray 36 yd. Field Goal (12-57, 4:04)	10	17	4-0-1, D.Randall 3-1-0, J.Hawkins 3-0-0,
Buccaneers	4	14:31	P.Murray 30 yd. Field Goal (13-59, 5:50)	13	17	K.Fackrell 2-1-0, Q.Dial 1-2-0, J.Whitehead
Buccaneers	4	6:02	C.Brato 11 yd. pass from J.Winston (P.Murray kick) (12-78, 7:02)	20	17	1-1-0, J.Thomas 1-0-0.
Packers	4	2:01	M.Crosby 22 yd. Field Goal (10-70, 4:01)	20	20	
Packers	5	5:59	A.Jones 20 yd. run (8-72, 4:01)	20	26	

Tampa Bay Buccaneers					Green Bay Packers					Buccaneers		Packers	
Rushing	Att	Yd	Avg	Lg	TD	Rushing	Att	Yd	Avg	Lg	TD		
P.Barber	23	102	4.4	19	0	J.Williams	21	113	5.4	25	1	25	16
J.Rodgers	3	25	8.3	19	0	B.Hundley	7	66	9.4	18	0	8	10
J.Winston	5	18	3.6	15	0	A.Jones	1	20	20.0	20	1	1	1
C.Sims III	3	16	5.3	8	0	Total	29	199	6.9	25	2	9-16-56%	5-12-42%
B.Wilson	3	1	4.0	4	0	Total	22	13	84	0	14	0-0-0%	0-0-0%
Total	35	165	4.7	19	0	Total	22	13	84	0	14	395	276
<b>Passing</b>					<b>Passing</b>					<b>THIRD-DOWN EFFICIENCY</b>		<b>FOURTH-DOWN EFFICIENCY</b>	
J.Winston	32	21	270	2	34	B.Hundley	22	13	84	0	14	74	53
Total	32	21	270	2	34	Total	22	13	84	0	14	5.3	5.2
<b>Receiving</b>					<b>Receiving</b>					<b>NET YARDS RUSHING</b>		<b>NET YARDS PASSING</b>	
P.Barber	4	41	10.3	34	0	J.Nelson	5	17	3.4	6	0	165	199
A.Humphries	4	33	8.3	12	0	D.Adams	4	42	10.5	14	0	35	29
C.Brato	2	39	19.5	28	2	J.Williams	2	10	5.0	12	0	7	6.9
C.Sims III	2	35	17.5	22	0	L.Kendricks	1	11	11.0	11	0	0	2-4
M.Evans	2	33	16.5	17	0	R.Rodgers	1	4	4.0	4	0	230	77
D.Jackson	2	24	12.0	19	0	Total	13	84	6.5	14	0	7-40	2-2
C.Godwin	2	24	12.0	17	0	Total	13	84	6.5	14	0	Gross yards passing	84
O.Howard	1	17	17.0	17	0	Total	13	84	6.5	14	0	Tackles for a loss-number and yards	0
A.Cross	1	13	13.0	13	0	Total	13	84	6.5	14	0	NET YARDS PASSING	230
A.Auclair	1	11	11.0	11	0	Total	13	84	6.5	14	0	Times thrown - yards lost att. to pass	7-40
Total	21	270	12.9	34	2	Total	13	84	6.5	14	0	Gross yards passing	270
<b>Intercept.</b>					<b>Intercept.</b>					<b>PASS ATT-COMP-INT.</b>		<b>KICKOFFS Number- In EZ-Touchbacks</b>	
J.Evans	1	15	15.0	15	0	Total	0	0	0.0	0	0	32-21-0	22-13-1
Total	1	15	15.0	15	0	Total	0	0	0.0	0	0	Average gain per pass play	5.9
<b>P&gt;Returns</b>					<b>P&gt;Returns</b>					<b>FIELD GOALS Made-Attempts</b>		<b>RED-ZONE EFFICIENCY</b>	
A.Humphries	3	12	4.0	0	10	0	T.Davis	1	2	2.0	3	2	0
(downed)	1	0	0.0	0	0	J.Whitehead	1	0	0.0	0	0	0	1-3-33%
Returns	3	12	4.0	0	10	0	Returns	2	2	1.0	3	2	0
<b>K&gt;Returns</b>					<b>K&gt;Returns</b>					<b>GOAL-TO-GO EFFICIENCY</b>		<b>SAFETIES</b>	
J.Rodgers	1	20	20.0	20	0	T.Davis	4	121	30.3	33	0	2	0
(t'back)	4	0	0.0	0	0	(t'back)	2	0	0.0	0	0	2	0
Returns	1	20	20.0	20	0	Returns	4	121	30.3	33	0	2	26
<b>TIME OF POSSESSION</b>					<b>TIME OF POSSESSION</b>					<b>FINAL SCORE</b>		<b>TIME OF POSSESSION</b>	
37:17					37:17					26		26:44	

FirstEnergy Stadium, Sunday, Dec. 10, 2017. Attendance: 67,431. Time: 3:19. Weather: 29° F, Humidity: 58 percent, Wind: SW 24 mph.

CLEVELAND (AP) — Brett Hundley threw a 25-yard touchdown pass to Davante Adams in overtime as the Packers (7-6) rallied from a two-touchdown deficit in the fourth quarter for a 27-21 win on Sunday over the winless and luckless Cleveland Browns.

Hundley pulled out his third win — and second straight in OT — since replacing Aaron Rodgers after broke his collarbone in October.

On third-and-6 in overtime, Hundley threw a short pass to Adams, who spun out of Myles Garrett's arms and went into untouched with 5:05 left as the Packers set the stage for Rodgers' return. He returned to practice this week, and as long as he's cleared by Green Bay's medical staff, Rodgers will be back on the field next Sunday when the Packers play Carolina.

It was another devastating loss for the Browns (0-13), who made several critical mistakes late in regulation before DeShone Kizer's poor decision on his final throw. Kizer was rolling to his left and tried to throw across his body to Rashard Higgins when his arm was hit by linebacker Clay Matthews.

Down 21-14 heading into the fourth quarter, the Packers rallied on Hundley's 1-yard TD pass to Adams with 17 seconds left in regulation. A 65-yard punt return by Trevor Davis set up Green Bay's score, which came after Hundley was ruled down inside the 1 after an apparent 6-yard scoring run. Out of timeouts, coach Mike McCarthy elected not to risk a run and Hundley rifled his pass into the corner for Adams. Hundley finished 35 of 46 with three touchdowns and made the big plays when he ran and against the Browns.

Cleveland was in position to run out the clock before overtime, but rookie tight end David Njoku dropped a key third-down pass. Cleveland's punt team couldn't bring down Davis, who weaved his way to the Browns 25.

Kizer threw three touchdown passes, one to Josh Gordon, and went 20 of 28 for 214 yards. But he'll be haunted by the late pick.

Isaiah Crowell rushed for 121 yards in 19 carries. Gordon, playing his first home game since Dec. 14, 2014, had three catches for 69 yards and caught an 18-yard TD pass in the first quarter that he celebrated by putting on sunglasses.



Green Bay Packers

	Offense	Defense
WR	87 J.Nelson	DE 94 D.Lowry
LT	69 D.Bakhtiari	NT 97 K.Clark
LG	65 D.Taylor	DT 76 M.Daniels
C	63 C.Linsley	LOLB 55 A.Brooks
RG	73 J.Evans	ILB 47 J.Ryan
RT	78 J.Springgs	ILB 50 B.Martinez
TE	84 L.Kendricks	ROLB 52 C.Mathews
WR	18 R.Cobb	LCB 23 D.Randall
WR	17 D.Adams	RCB 31 D.House
QB	7 B.Hundley	SS 42 M.Burnett
RB	30 J.Williams	FS 21 H.Clinton-Dix

Cleveland Browns

	Offense	Defense
WR	12 J.Gordon	DE 95 M.Garrett
LT	66 S.Drango	DT 93 T.Coley
LG	75 J.Bitonio	DT 65 L.Ogunjobi
C	64 J.Tretter	DE 94 C.Kissib
RG	70 K.Zeitler	WILL 58 C.Nirsky
RT	72 S.Coleman	MIKE 53 J.Schobert
TE	86 R.Telfer	SAM 52 J.Burgess Jr.
WR	19 C.Coleman	CB 30 J.McCourtney
QB	7 D.Kizer	CB 21 J.Taylor
RB	34 I.Crowell	S 43 K.Nacua
FB	40 D.Vitale	S 26 D.Keindred

Referee: Bill Vinovich (52)

	1	2	3	4	OT	Total
Green Bay	7	0	0	14	6	27
Cleveland	7	7	7	0	0	21

FIELD GOALS (made ( ) & missed)

Team	Qtr	Time	Play Description (Extra Point) (Drive Info)	GB	Cle
Packers	1	8:50	J.Williams 30 yd. pass from B.Hundley (M.Crosby kick) (11-74, 6:10)	7	0
Packers	1	4:45	J.Gordon 18 yd. pass from D.Kizer (Z.Gonzalez kick) (7-84, 4:05)	7	7
Browns	2	5:12	D.Johnson Jr. 7 yd. pass from D.Kizer (Z.Gonzalez kick) (12-70, 6:58)	7	14
Browns	3	2:49	C.Coleman 2 yd. pass from D.Kizer (Z.Gonzalez kick) (9-88, 4:31)	7	21
Packers	4	12:50	J.Williams 1 yd. run (M.Crosby kick) (13-75, 4:59)	14	21
Packers	4	0:17	D.Adams 1 yd. pass from B.Hundley (M.Crosby kick) (7-25, 2:20)	21	21
Packers	5	5:05	D.Adams 25 yd. pass from B.Hundley (6-42, 3:23)	27	21

Solo Tackles-Assists-Sacks

H.Clinton-Dix	7-0-0	M.Daniels	4-3-0	B.Martinez	4-3-0
J.Ryan	4-2-0	M.Burnett	4-0-0	K.Clark	3-1-0
D.Lowry	3-1-0	C.Mathews	2-2-1	K.Fackrell	2-1-1
D.Randall	2-1-0	V.Biegel	2-0-0	J.Hawkins	2-0-0
D.House	2-0-0	M.Adams	1-0-0	A.Brooks	1-0-0
J.Jones	1-0-0	J.Jones	1-0-0	J.Whitehead	1-0-0

**Green Bay Packers**

Rushing	Att	Yd	Avg	Lg	TD
J.Williams	15	49	3.3	12	1
B.Hundley	7	31	4.4	19	0
J.Whitehead	1	7	7.0	7	0
A.Jones	4	-2	-0.5	1	0
Total	27	85	3.1	19	1

**Cleveland Browns**

Rushing	Att	Yd	Avg	Lg	TD
I.Crowell	19	121	6.4	37	0
D.Johnson Jr.	6	8	1.3	6	0
D.Kizer	2	7	3.5	8	0
Total	27	136	5.0	37	0

**Passing**

Att	Cm	Yds	TD	Lg	In
B.Hundley	46	35	265	3	30t 0
Total	46	35	265	3	30t 0

**Passing**

Att	Cm	Yds	TD	Lg	In
D.Kizer	28	20	214	3	38 2
Total	28	20	214	3	38 2

**Receiving**

No	Yd	Avg	Lg	TD
D.Adams	10	84	8.4	25t 2
R.Cobb	8	39	4.9	16 0
J.Williams	7	69	9.9	30t 1
J.Nelson	4	33	8.3	12 0
G.Allison	4	29	7.3	9 0
L.Kendricks	2	11	5.5	6 0
Total	35	265	7.6	30t 3

**Receiving**

No	Yd	Avg	Lg	TD
C.Coleman	5	62	12.4	20 1
D.Johnson Jr.	4	41	10.3	18 1
J.Gordon	3	69	23.0	38 1
I.Crowell	3	10	3.3	7 0
S.DeValve	2	16	8.0	11 0
R.Telfer	1	12	12.0	12 0
D.Njoku	1	3	3.0	3 0
D.Vitale	1	1	1.0	1 0
Total	20	214	10.7	38 3

**Intercept.**

No	Yd	Avg	Lg	TD
H.Clinton-Dix	1	2	2.0	2 0
J.Jones	1	0	0.0	0 0
Total	2	2	1.0	2 0

**Intercept.**

No	Yd	Avg	Lg	TD
Total	0	0	0.0	0 0

**P>Returns**

No	Yd	Avg	FC	Lg	TD
T.Davis	2	63	31.5	0	65 0
(downed)	2	0	0.0	0	0 0
Returns	2	63	31.5	0	65 0

**P>Returns**

No	Yd	Avg	FC	Lg	TD
D.Johnson Jr.	2	5	2.5	1	5 0
(*back)	1	0	0.0	0	0 0
Returns	2	5	2.5	1	5 0

**K>Returns**

No	Yd	Avg	Lg	TD
T.Davis	3	75	25.0	26 0
(*back)	1	0	0.0	0 0
Returns	3	75	25.0	26 0

**K>Returns**

No	Yd	Avg	Lg	TD
M.Daves	2	24	12.0	16 0
(*back)	3	0	0.0	0 0
Returns	2	24	12.0	16 0

	Packers	Browns
TOTAL FIRST DOWNS	24	17
By Rushing	7	5
By Passing	14	12
By Penalty	3	0
THIRD-DOWN EFFICIENCY	8-16-50%	7-13-54%
FOURTH-DOWN EFFICIENCY	2-3-67%	0-0-0%
TOTAL NET YARDS	341	345
Total Offensive Plays	74	57
Average gain per offensive play	4.6	6.1
NET YARDS RUSHING	85	136
Total Rushing Plays	27	27
Average gain per rushing play	3.1	5.0
Tackles for a loss-number and yards	3-5	2-4
NET YARDS PASSING	256	209
Times thrown - yards lost att. to pass	1-9	2-5
Gross yards passing	265	214
PASS ATT-COMP-INT	46-35-0	28-20-2
Average gain per pass play	5.4	7.0
KICKOFFS Number-In EZ-Touchbacks	5-3-3	4-2-1
PUNTS Number and Average	4-47-8	4-52-3
Had Blocked	0	0
FGs - PATs had blocked	0-0	0-0
Net Punting Average	41.5	36.5
TOTAL RETURN YARDS (not inc. kickoffs)	65	5
No. and Yards Punt Returns	2-63	2-5
No. and Yards Kickoff Returns	3-75	2-24
No. and Yards Interception Returns	2-2	0-0
PENALTIES Number and Yards	3-20	6-45
FUMBLES Number and Lost	0-0	1-0
TOUCHDOWNS	4	3
Rushing	1	0
Passing	3	3
EXTRA POINTS Made-Attempts	3-3	3-3
Kicking Made-Attempts	3-3	3-3
FIELD GOALS Made-Attempts	0-0	0-0
RED-ZONE EFFICIENCY	2-3-67%	3-3-100%
GOAL-TO-GO EFFICIENCY	2-2-100%	2-2-100%
SAFETIES	0	0
FINAL SCORE	27	21
TIME OF POSSESSION	36:17	28:38

2017 REVIEW  
Community  
Admin & Coaches  
Veterans  
Draft & Free Agents  
2017 Review  
Records & History  
Lambeau Field  
Misc.

Bank of America Stadium, Sunday, Dec. 17, 2017. Attendance: 74,447. Time: 3:14. Weather: 51° F, Humidity: 55 percent, Wind: SSW 5 mph.

CHARLOTTE, N.C. (AP) — Cam Newton threw for 242 yards and four touchdowns, and the Panthers spoiled Aaron Rodgers' return from a broken collarbone with a 31-24 win over the Green Bay Packers. Damiere Byrd had two touchdown catches, and Christian McCaffrey had 136 yards from scrimmage, including a 7-yard touchdown reception, and the Panthers won their fourth straight at home.

Greg Olsen had his most productive game since returning from a broken foot, catching nine passes for 116 yards and a TD.

Carolina's defense forced four turnovers, including a strip by cornerback James Bradberry on Packers wide receiver Geronimo Allison with 1:28 left to seal the win and prevent the Packers from possibly playing in their third straight overtime game.

Rodgers, making his first appearance since Oct. 15, threw for 290 yards with three touchdowns but was intercepted three times as the Packers' playoff hopes took a potentially critical blow. The Packers ran the ball for 120 yards and averaged 6.3 yards per carry, but the score dictated that Rodgers throw the ball more in the second half after the Packers surrendered a 14-10 halftime lead.

Newton threw TD passes to Olsen and Byrd in the third quarter to give them a 24-14 lead.

Byrd's first touchdown, a 9-yard grab in the back of the end zone, came with some controversy. The play was initially ruled an incompletion, but coach Ron Rivera challenged the play and officials overturned the call ruling that Byrd's buttocks landed inbounds.

Packers coach Mike McCarthy said he didn't have a problem with the decision, calling it a good catch.

It didn't help that Rodgers lost his most productive receiver in the third quarter with a concussion. Davante Adams took a helmet-to-helmet hit from Panthers linebacker Thomas Davis on an interception return by Colin Jones. As Adams was running to make the tackle on Jones, Davis appeared to launch himself at Adams with a peel-back block, immediately sending the wide receiver to the ground and out of the game.

Davis was flagged for a 15-yard penalty. Adams had five catches for 57 yards and a touchdown against the Panthers.

Carolina didn't sack Rodgers in the first three quarters, but had three in the fourth.

Green Bay Packers				Carolina Panthers			
	Offense		Defense		Offense		Defense
WR	87 J.Nelson	NT	97 K.Clark	WR	17 D.Funchess	DE	90 J.Peppers
LT	69 D.Bakhtiari	DT	76 M.Daniels	LT	75 M.Kali	DT	98 S.Lotulelei
LG	65 L.Taylor	LOLB	52 C.Matthews	LG	68 A.Norwell	DT	99 K.Short
C	63 C.Linsley	ILB	46 J.Thomas	C	67 R.Kali	DE	97 M.Addison
RG	73 J.Evans	ILB	50 B.Martinez	RG	65 A.Silatolu	LB	42 C.Jones
TE	78 J.Spriggs	ROLB	53 N.Perry	RT	60 D.Williams	MLB	59 L.Kuechly
RT	84 L.Kendricks	LCB	23 D.Randall	TE	88 G.Olsen	WLB	58 T.Davis
TE	82 R.Rodgers	RCB	28 J.Hawkins	WR	19 R.Shepard	LCB	24 J.Bradberry
QB	12 A.Rodgers	SS	42 M.Burnett	QB	1 C.Newton	RCB	26 D.Worley
RB	30 J.Williams	FS	21 H.Clinton-Dix	RB	22 C.McCaffrey	SS	29 M.Adams
WR	17 D.Adams	S	27 J.Jones	WR	18 D.Byrd	FS	20 K.Coleman

Green Bay Packers				Carolina Panthers			
	1	2	3	4	OT	Total	
Green Bay	7	7	3	7	0	24	
Carolina	7	3	14	7	0	31	



Referee: Craig Wrolstad (4)

FIELD GOALS (made ( ) & missed)		
M.Crosby	(28)	G.Gano (33)

Team	Qtr	Time	Play Description (Extra Point) (Drive Info)	GB Car	Solo Tackles-Assists-Sacks
Panthers	1	5:57	C.McCaffrey 7 yd. pass from C.Newton (G.Gano kick) (15-85, 7:35) . . . . . 0	7	J.Thomas 7-2
Packers	1	0:00	D.Adams 13 yd. pass from A.Rodgers (M.Crosby kick) (11-75, 5:57) . . . . . 7	7	K.Clark 7-2-1, B.Martinez 7-2-0
Panthers	2	9:02	G.Gano 33 yd. Field Goal (12-61, 5:58) . . . . . 7	10	J.Hawkins 4-4-0, C.Matthews 2-4-0
Packers	2	0:26	R.Cobb 33 yd. pass from A.Rodgers (M.Crosby kick) (4-58, 1:29) . . . . . 14	10	M.Burnett 5-0-0, A.Brooks 4-1-0, H.Clinton-Dix 4-1-0, D.Randall 4-1-0, J.Jones 3-2-0
Panthers	3	11:34	G.Olsen 30 yd. pass from C.Newton (G.Gano kick) (7-73, 3:26) . . . . . 14	17	D.MDaniels 1-3-0, D.Lowry 1-1-0, V.Biegel 1-0-0
Panthers	3	7:20	D.Byrd 9 yd. pass from C.Newton (G.Gano kick) (7-49, 3:28) . . . . . 14	24	O.QDial 1-0-0, M.Evans 1-0-0, L.Pikpins 1-0-0, J.Whitehead 0-1-0
Packers	3	1:23	M.Crosby 28 yd. Field Goal (12-47, 3:51) . . . . . 17	24	
Panthers	4	12:24	D.Byrd 13 yd. pass from C.Newton (G.Gano kick) (8-75, 3:59) . . . . . 17	31	
Packers	4	2:43	R.Rodgers 24 yd. pass from A.Rodgers (M.Crosby kick) (6-76, 1:11) . . . . . 24	31	

Green Bay Packers						Carolina Panthers					
Rushing	Att	Yd	Avg	Lg	TD	Rushing	Att	Yd	Avg	Lg	TD
A.Jones	3	47	15.7	23	0	C.McCaffrey	12	63	5.3	15	0
A.Rodgers	6	43	7.2	12	0	C.Newton	14	58	4.1	13	0
J.Williams	10	30	3.0	9	0	J.Stewart	11	27	2.5	9	0
Total	19	120	6.3	23	0	F.Whittaker	1	3	3.0	3	0
Total	19	120	6.3	23	0	Total	38	151	4.0	15	0

Green Bay Packers						Carolina Panthers					
Passing	Att	Cm	Yds	TD	Lg	Passing	Att	Cm	Yds	TD	Lg
A.Rodgers	45	26	290	3	36	C.Newton	31	20	242	4	30t
Total	45	26	290	3	36	Total	31	20	242	4	30t

Green Bay Packers						Carolina Panthers					
Receiving	No	Yd	Avg	Lg	TD	Receiving	No	Yd	Avg	Lg	TD
R.Cobb	7	84	12.0	33t	1	G.Olsen	9	116	12.9	30t	1
D.Adams	5	57	11.4	13t	1	C.McCaffrey	6	73	12.2	21	1
G.Allison	5	33	6.6	10	0	D.Byrd	3	25	8.3	13t	2
R.Rodgers	4	77	19.3	36	1	D.Funchess	1	19	19.0	19	0
J.Nelson	3	28	9.3	17	0	J.Stewart	1	9	9.0	9	0
A.Jones	1	6	6.0	6	0	Total	20	242	12.1	30t	4
L.Kendricks	1	5	5.0	5	0						
Total	26	290	11.2	36	3						

Green Bay Packers						Carolina Panthers					
Intercept.	No	Yd	Avg	Lg	TD	Intercept.	No	Yd	Avg	Lg	TD
Total	0	0	0.0	0	0	C.Jones	1	10	10.0	10	0
						D.Worley	1	0	0.0	0	0
						J.Bradberry	1	0	0.0	0	0
						Total	3	10	3.3	10	0

Green Bay Packers						Carolina Panthers					
P>Returns	No	Yd	Avg	FC	Lg	P>Returns	No	Yd	Avg	FC	Lg
T.Davis	2	15	7.5	0	13	K.Clay	1	5	5.0	0	5
(downed)	2	0	0.0	0	0	(downed)	1	0	0.0	0	0
Returns	2	15	7.5	0	13	Returns	1	5	5.0	0	5

Green Bay Packers						Carolina Panthers					
K>Returns	No	Yd	Avg	Lg	TD	K>Returns	No	Yd	Avg	Lg	TD
(t'back)	6	0	0.0	0	0	D.Byrd	2	45	22.5	25	0
Returns	0	0	0.0	0	0	(t'back)	2	0	0.0	0	0
						Returns	2	45	22.5	25	0

	Packers	Panthers
TOTAL FIRST DOWNS	24	29
By Rushing	9	11
By Passing	13	15
By Penalty	2	3
THIRD-DOWN EFFICIENCY	4-11-36%	6-12-50%
FOURTH-DOWN EFFICIENCY	2-3-67%	0-0-0%
TOTAL NET YARDS	384	387
Total Offensive Plays	67	70
Average gain per offensive play	5.7	5.5
NET YARDS RUSHING	120	151
Total Rushing Plays	19	38
Average gain per rushing play	6.3	4.0
Tackles for a loss-number and yards	0-0	3-13
NET YARDS PASSING	264	236
Times thrown - yards lost att. to pass	3-26	1-6
Gross yards passing	290	242
PASS ATT-COMP-INT	45-26-3	31-20-0
Average gain per pass play	5.5	7.4
KICKOFFS Number-In EZ-Touchbacks	5-2-2	6-6-6
PUNTS Number and Average	2-41.0	4-43.5
Had Blocked	0	0
FGs - PATs had blocked	0-0	0-0
Net Punting Average	38.5	39.8
TOTAL RETURN YARDS (not inc. kickoffs)	15	15
No. and Yards Punt Returns	2-15	1-5
No. and Yards Kickoff Returns	0-0	2-45
No. and Yards Interception Returns	0-0	3-10
PENALTIES Number and Yards	6-28	5-40
FUMBLES Number and Lost	1-1	0-0
TOUCHDOWNS	3	4
Rushing	0	0
Passing	3	4
EXTRA POINTS Made-Attempts	3-3	4-4
Kicking Made-Attempts	3	3
FIELD GOALS Made-Attempts	1-1	1-1
RED-ZONE EFFICIENCY	1-2-50%	3-4-75%
GOAL-TO-GO EFFICIENCY	0-0-0%	2-2-100%
SAFETIES	0	0
FINAL SCORE	24	31
TIME OF POSSESSION	26:03	33:57

Lambeau Field, Saturday, Dec. 23, 2017. Attendance: 78,092. Time: 2:58. Weather: 10° F, Humidity: 67 percent, Wind: SW 6 mph.

GREEN BAY, Wis. (AP) — The Vikings took care of business on their end with a 16-0 victory Saturday night over the injury-depleted Green Bay Packers, the team's first shutout in 24 years.

Stefon Diggs caught a 4-yard pass from quarterback Case Keenum just inside the back line of the end zone in the first quarter for the only touchdown.

The Packers (7-8) managed to hold a 239-236 edge in total yards. They were still shut out twice in a season for the first time since 2006.

In its defense, the team fielded a lineup that often looked like one coach Mike McCarthy might send out for a game late in the preseason. The Packers had already been eliminated from playoff contention.

Brett Hundley was 17 of 40 for 130 yards with two interceptions in taking over at quarterback again for Aaron Rodgers, who returned to injured reserve this week after missing seven games earlier in the year with a collarbone injury.

The Vikings forced an incomplection into the end zone on fourth-and-4 from the 14 early in the fourth quarter to turn away the Packers' last best effort to cross the goal line. Minnesota safety Harrison Smith ended another Green Bay drive with an interception at the Vikings' 5 late in the second quarter.

Starting outside linebackers Clay Matthews (hamstring) and Nick Perry (ankle/shoulder) missed the game for Green Bay, along with cornerback Damarious Randall (knee). The Packers didn't have leading receiver Davante Adams, who is in the concussion protocol, and then lost wideout Jordy Nelson and tight end Richard Rodgers to shoulder injuries in the first half.

The hard turf at chilly Lambeau didn't help, either, as some players had trouble with their footing early in the game. With the Packers unable to connect on medium-to-long-range passes, their best plays came when Hundley broke free for big gains on the run.



Minnesota Vikings			
	Offense	Defense	
WR	19 A.Thielen	LE	99 D.Hunter
LT	17 R.Reiff	DT	92 T.Johnson
LG	62 N.Easton	NT	98 L.Joseph
C	65 P.Elflein	RE	97 E.Griffin
RT	61 J.Berger	MLB	54 E.Kendricks
RG	74 M.Remmers	SLB	55 A.Barr
TE	82 K.Rudolph	LCB	26 T.Waynes
WR	14 S.Diggs	RCB	29 X.Rhodes
WR	11 L.Treadwell	CB	23 T.Newman
QB	7 C.Keenum	SS	34 A.Sendejo
HB	25 L.Murray	FS	22 H.Smith

Green Bay Packers			
	Offense	Defense	
WR	87 J.Nelson	NT	97 K.Clark
LT	69 D.Bakhtiari	DT	76 M.Daniels
LG	65 L.Taylor	LOLB	55 A.Brooks
C	63 C.Linsley	ILB	47 J.Ryan
RT	64 J.McCray	ILB	50 B.Martinez
RG	78 J.Spriggs	ROLB	51 K.Fackrell
TE	84 L.Kendricks	LCB	28 J.Hawkins
WR	18 R.Cobb	RCB	31 D.House
WR	81 G.Allison	SS	42 M.Burnett
QB	7 B.Hundley	FS	21 H.Clinton-Dix
RB	30 J.Williams	S	27 J.Jones

Referee: Carl Cheffers (51)

	1	2	3	4	OT	Total
Minnesota	10	0	3	4	0	16
Green Bay	0	0	0	0	0	0

FIELD GOALS (made ( ) & missed)  
K.Forbath (49) (20) (27)

Team	Qtr	Time	Play Description (Extra Point) (Drive Info)	Min	GB
Vikings	1	8:28	K.Forbath 49 yd. Field Goal (9-39, 3:50)	3	0
Vikings	1	0:56	S.Diggs 4 yd. pass from C.Keenum (K.Forbath kick) (5-68, 2:09)	10	0
Vikings	3	1:20	K.Forbath 20 yd. Field Goal (12-62, 6:12)	13	0
Vikings	4	2:56	K.Forbath 27 yd. Field Goal (4-5, 1:00)	16	0

Solo Tackles-Assists-Sacks: J.Ryan 9-2-0, B.Martinez 7-4-0, J.Hawkins 3-4-0, J.Jones 6-0-0, K.Clark 3-3-2, K.Fackrell 3-2-1, H.Clinton-Dix 4-0-0, L.Pipkins 3-0-0, M.Burnett 2-1-0, A.Brooks 2-0-0, D.Lowry 2-0-0, Q.Dial 1-1-0, D.House 1-0-0, C.Odom 1-0-0, M.Daniels 0-1-0.

Minnesota Vikings					
Rushing	Att	Yd	Avg	Lg	TD
L.Murray	21	69	3.3	14	0
J.McKinnon	7	42	6.0	17	0
S.Diggs	1	3	3.0	3	0
C.Keenum	4	-2	-0.5	2	0
Total	33	112	3.4	17	0

Green Bay Packers					
Rushing	Att	Yd	Avg	Lg	TD
J.Williams	15	58	3.9	9	0
B.Hundley	5	48	9.6	24	0
A.Jones	3	13	4.3	6	0
R.Cobb	1	-6	-6.0	6	0
Total	24	113	4.7	24	0

Passing						
Att	Cm	Yds	TD	Lg	Int	
C.Keenum	25	14	139	1	23	0
Total	25	14	139	1	23	0

Passing						
Att	Cm	Yds	TD	Lg	Int	
B.Hundley	40	17	130	0	19	2
Total	40	17	130	0	19	2

Receiving					
No	Yd	Avg	Lg	TD	
S.Diggs	5	60	12.0	20	1
D.Morgan	2	26	13.0	23	0
A.Thielen	2	24	12.0	21	0
J.McKinnon	1	9	9.0	9	0
J.Wright	1	8	8.0	8	0
K.Rudolph	1	6	6.0	6	0
L.Murray	1	6	6.0	6	0
M.Floyd	1	0	0.0	0	0
Total	14	139	9.9	23	1

Receiving					
No	Yd	Avg	Lg	TD	
L.Kendricks	4	36	9.0	19	0
R.Cobb	4	22	5.5	10	0
M.Clark	3	36	12.0	19	0
J.Nelson	3	11	3.7	5	0
J.Janis	1	12	12.0	12	0
G.Allison	1	9	9.0	9	0
A.Ripkowski	1	4	4.0	4	0
Total	17	130	7.6	19	0

Intercept.					
No	Yd	Avg	Lg	TD	
H.Smith	2	17	8.5	17	0
Total	2	17	8.5	17	0

Intercept.					
No	Yd	Avg	Lg	TD	
Total	0	0	0.0	0	0

P>Returns						
No	Yd	Avg	FC	Lg	TD	
M.Sherels	1	11	11.0	2	11	0
(out of bounds)	3	0	0.0	0	0	0
Returns	1	11	11.0	2	11	0

P>Returns						
No	Yd	Avg	FC	Lg	TD	
T.Davis	3	29	9.7	3	12	0
(downed)	1	0	0.0	0	0	0
Returns	3	29	9.7	3	12	0

K>Returns					
No	Yd	Avg	Lg	TD	
M.Sherels	1	22	22.0	22	0
Returns	1	22	22.0	22	0

K>Returns					
No	Yd	Avg	Lg	TD	
T.Davis	3	70	23.3	34	0
J.Janis	1	15	15.0	15	0
K.Fackrell	1	11	11.0	11	0
Returns	5	96	19.2	34	0

	Vikings	Packers
TOTAL FIRST DOWNS	15	12
By Rushing	5	5
By Passing	9	6
By Penalty	1	1
THIRD-DOWN EFFICIENCY	4-15-27%	4-15-27%
FOURTH-DOWN EFFICIENCY	0-0-0%	0-4-0%
TOTAL NET YARDS	236	239
Total Offensive Plays	61	65
Average gain per offensive play	3.9	3.7
NET YARDS RUSHING	112	113
Total Rushing Plays	33	24
Average gain per rushing play	3.4	4.7
Tackles for a loss-number and yards	0-0	2-8
NET YARDS PASSING	124	126
Times thrown - yards lost att. to pass.	3-15	1-4
Gross yards passing	139	130
PASS ATT-COMP-INT	25-14-0	40-17-2
Average gain per pass play	4.4	3.1
KICKOFFS Number-In Ez-Touchbacks	5-0-0	1-0-0
PUNTS Number and Average	7-39.6	6-38.5
Had Blocked	0	0
FGs - PATs had blocked	0-0	0-0
Net Punting Average	35.4	36.7
TOTAL RETURN YARDS (not inc. kickoffs)	28	29
No. and Yards Punt Returns	1-11	3-29
No. and Yards Kickoff Returns	1-22	5-96
No. and Yards Interception Returns	2-17	0-0
PENALTIES Number and Yards	2-10	6-79
FUMBLES Number and Lost	0-0	0-0
TOUCHDOWNS	1	0
Rushing	0	0
Passing	1	0
EXTRA POINTS Made-Attempts	1-1	0-0
Kicking Made-Attempts	1-1	0-0
FIELD GOALS Made-Attempts	3-3	0-0
RED-ZONE EFFICIENCY	1-3-33%	0-2-0%
GOAL-TO-GO EFFICIENCY	1-2-50%	0-0-0%
SAFETIES	0	0
FINAL SCORE	16	0
TIME OF POSSESSION	31:37	28:23

2017 REVIEW  
Community  
Admin & Coaches  
Veterans  
Draft & Free Agents  
2017 Review  
Records & History  
Lambeau Field  
Misc.



**Ford Field, Sunday, Dec. 31, 2017. Attendance: 62,501. Time: 2:56. Weather: Indoors.**

DETROIT (AP) — Matthew Stafford threw three touchdown passes and Detroit beat the short-handed Green Bay Packers, 35-11, Sunday in a matchup of teams out of the playoff race.

The Lions (9-7) finished with a winning record in consecutive seasons for the first time since doing it three years in a row from 1993-95. The Packers (7-9) have a losing record for the first time since 2008, which is also the last time they didn't earn a spot in the playoffs.

Green Bay, without several banged-up players, gave away its chances to close with a win by turning it over three times in the first half to help the Lions lead, 20-3, at halftime.

The Packers surprised Detroit by opening with an onside kick they recovered, but didn't take advantage because Jamaal Williams bobbled a pass that was picked off by Jarrad Davis. They did take a 3-0 lead on Mason Crosby's 41-yard field goal late in the first quarter, but Detroit tied it on the ensuing possession and took control in the second quarter.

Stafford threw a go-ahead, 54-yard pass to Kenny Golladay. After Green Bay's Donatello Brown allowed a punt to hit him, the Lions recovered to set up Stafford's 3-yard pass to Marvin Jones to put Detroit up, 17-3. Stafford threw a 71-yard TD pass to Golden Tate late in the third, giving the Lions a 27-3 lead.

Brett Hundley threw a 17-yard TD pass and two-point conversion to Randall Cobb to pull the Packers within 16 early in the fourth quarter. Hundley was 14 of 24 for 172 yards with two interceptions and a fumble. He was replaced by Joe Callahan late in the game.

Stafford was 20 of 29 for 323 yards without a turnover. He caught a two-point conversion pass after Ameer Abdullah, who had just run for a TD, took a direct snap and pitched it to Tate, who easily connected with Stafford in the end zone to put Detroit up, 35-11, midway through the fourth quarter.

**Green Bay Packers**

**Detroit Lions**

Offense				Defense			
WR	81	G.Allison	NT	97	K.Clark		
LT	69	D.Bakhtiari	DT	76	M.Daniels		
LG	65	L.Taylor	LOLB	52	C.Mathews		
C	63	C.Linsley	ILB	47	J.Ryan		
RG	62	L.Patrick	ILB	50	B.Martinez		
RT	64	J.McCray	ROLB	55	A.Brooks		
TE	84	L.Kendricks	LCB	31	D.House		
WR	18	R.Cobb	RCB	41	L.Pipkins		
QB	7	B.Hundley	SS	42	M.Burnett		
RB	30	J.Williams	FS	21	H.Clinton-Dix		
FB	22	A.Ripkowski	S	27	J.Jones		

Offense				Defense			
WR	15	G.Tate	DE	69	A.Zettel		
LT	68	T.Decker	DT	91	A.Robinson		
LG	66	J.Dahl	DT	97	A.Spence		
C	60	G.Glasgow	DE	94	E.Anshah		
RG	76	T.Lang	OLB	59	T.Whitehead		
RT	71	R.Wagner	MLB	40	J.Davis		
TE	87	D.Fells	OLB	58	P.Worrior		
WR	11	M.Jones Jr.	CB	23	D.Slay		
QB	9	M.Stafford	CB	31	D.Hayden		
WR	19	K.Golladay	SS	28	G.Diggs		
RB	25	T.Ridick	FS	27	G.Quin		



Reference: Peter Morelli (135)

	1	2	3	4	OT	Total
Green Bay	3	0	0	8	0	11
Detroit	3	17	7	8	0	35

	FIELD GOALS ( ) & missed
M.Crosby	(41)
M.Prater	(28) (30)

Team	Qtr	Time	Play Description (Extra Point) (Drive Info)
Packers	1	4:59	M.Crosby 41 yd. Field Goal (8-45, 3:58)
Lions	1	3:02	M.Prater 28 yd. Field Goal (5-64, 1:57)
Lions	2	7:27	K.Golladay 54 yd. pass from M.Stafford (M.Prater kick) (9-88, 3:54)
Lions	2	2:20	M.Jones Jr. 3 yd. pass from M.Stafford (M.Prater kick) (2-14, 0:42)
Lions	2	0:31	M.Prater 30 yd. Field Goal (5-23, 1:10)
Lions	3	1:38	G.Tate 71 yd. pass from M.Stafford (M.Prater kick) (1-71, 0:12)
Packers	4	11:27	R.Cobb 17 yd. pass from B.Hundley (B.Hundley-R.Cobb pass) (8-75, 5:11)
Lions	4	7:16	A.Abdullah 7 yd. run (G.Tate-M.Stafford pass) (7-59, 4:11)

GB Det	Solo Tackles-Assists-Sacks:
3 0	B.Martinez 5-3-0, J.Ryan 4-4-0, L.Pipkins 5-0-0, M.Burnett 4-1-0, J.Hawkins 3-2-0, M.Daniels 3-1-1, K.Clark 2-1-0, R.Gilbert 2-1-1, D.Lowry 2-1-0, K.Fackrell 2-0-0, J.Jones 2-0-0, V.Biegel 1-1-0, H.Clinton-Dix 1-1-0, D.House 1-0-0, C.Mathews 1-0-0, J.Whitehead 1-0-0, M.Adams 0-1-0, A.Brooks 0-1-0.

**Green Bay Packers**

**Detroit Lions**

Rushing	Att	Yd	Avg	Lg	TD
J.Williams	22	82	3.7	14	0
B.Hundley	3	15	5.0	6	0
R.Cobb	1	4	4.0	4	0
D.Mays	1	2	2.0	2	0
Total	27	103	3.8	14	0

Rushing	Att	Yd	Avg	Lg	TD
T.Green	9	21	2.3	10	0
A.Abdullah	8	18	2.3	7	1
T.Ridick	4	10	2.5	3	0
M.Stafford	2	2	1.0	3	0
Total	23	51	2.2	10	1

Passing	Att	Cm	Yds	TD	Lg	Int
B.Hundley	24	14	172	1	29	2
J.Callahan	7	5	11	0	9	0
R.Cobb	1	1	10	0	10	0
Total	32	20	193	1	29	2

Passing	Att	Cm	Yds	TD	Lg	Int
M.Stafford	29	20	323	3	71	0
Total	29	20	323	3	71	0

Receiving	No	Yd	Avg	Lg	TD
R.Cobb	4	45	11.3	17	1
T.Davis	3	56	18.7	29	0
J.Williams	3	31	10.3	27	0
D.Mays	3	0	0.0	1	0
E.Byrd	2	31	15.5	29	0
G.Allison	2	15	7.5	9	0
B.Hundley	1	10	10.0	10	0
M.Clark	1	5	5.0	5	0
J.Janis	1	0	0.0	0	0
Total	20	193	9.7	29	1

Receiving	No	Yd	Avg	Lg	TD
G.Tate	7	104	14.9	71	1
M.Jones Jr.	4	81	20.3	56	1
K.Golladay	2	80	40.0	54	1
T.Green	2	14	7.0	9	0
T.Ridick	2	12	6.0	9	0
D.Fells	1	12	12.0	12	0
A.Abdullah	1	11	11.0	11	0
E.Ebron	1	9	9.0	9	0
Total	29	323	16.2	71	3

Intercept.	No	Yd	Avg	Lg	TD
Total	0	0	0.0	0	0

Intercept.	No	Yd	Avg	Lg	TD
J.Davis	1	12	12.0	12	0
D.Slay	1	0	0.0	0	0
Total	2	12	6.0	12	0

P>Returns	No	Yd	Avg	FC	Lg	TD
T.Davis	2	46	23.0	2	28	0
D.Brown	1	0	0.0	0	0	0
(t'back)	1	0	0.0	0	0	0
Returns	3	46	15.3	2	28	0

P>Returns	No	Yd	Avg	FC	Lg	TD
J.Agnew	3	31	10.3	1	20	0
(out of bounds)	1	0	0.0	0	0	0
(t'back)	1	0	0.0	0	0	0
Returns	3	31	10.3	1	20	0

K>Returns	No	Yd	Avg	Lg	TD
T.Davis	3	36	12.0	15	0
(t'back)	4	0	0.0	0	0
Returns	3	36	12.0	15	0

K>Returns	No	Yd	Avg	Lg	TD
A.Abdullah	1	25	25.0	25	0
G.Tate	1	1	1.0	1	0
Returns	2	26	13.0	25	0

	Packers	Lions
TOTAL FIRST DOWNS	17	18
By Rushing	4	4
By Passing	10	12
By Penalty	3	2
THIRD-DOWN EFFICIENCY	4-14-29%	4-12-33%
FOURTH-DOWN EFFICIENCY	1-2-50%	0-0-0%
TOTAL NET YARDS	256	356
Total Offensive Plays	63	54
Average gain per offensive play	4.1	6.6
NET YARDS RUSHING	103	51
Total Rushing Plays	27	23
Average gain per rushing play	3.8	2.2
Tackles for a loss-number and yards	0-0	4-5
NET YARDS PASSING	153	305
Times thrown - yards lost att. to pass.	4-40	2-18
Gross yards passing	193	323
PASS ATT-COMP-INT	32-20-2	29-20-0
Average gain per pass play	4.3	9.8
KICKOFFS Number-In EZ-Touchbacks	3-0-0	7-5-4
PUNTS Number and Average	6-44.8	6-44.3
Had Blocked	0	0
FGs - PATs had blocked	0-0	0-0
Net Punting Average	36.3	33.3
TOTAL RETURN YARDS (not inc. kickoffs)	46	43
No. and Yards Punt Returns	3-46	3-31
No. and Yards Kickoff Returns	3-36	2-26
No. and Yards Interception Returns	0-0	2-12
PENALTIES Number and Yards	8-68	5-62
FUMBLES Number and Lost	2-2	1-0
TOUCHDOWNS	1	4
Rushing	0	1
Passing	1	3
EXTRA POINTS Made-Attempts	1-1	4-4
Kicking Made-Attempts	0-0	3-3
Passing Made-Attempts	1-1	1-1
FIELD GOALS Made-Attempts	1-1	2-2
RED-ZONE EFFICIENCY	1-1-100%	2-4-50%
GOAL-TO-GO EFFICIENCY	0-0-0%	1-1-100%
SAFETIES	0	0
FINAL SCORE	11	35
TIME OF POSSESSION	31:47	28:13

## TRANSACTIONS

7/5	Signed DT Montravius Adams.		Rollins on injured reserve.		active roster; Injured CB Demetri Goodson on placed reserve.
8/5	Placed TE Emanuel Byrd. Placed CB Herb Waters on injured reserve. Released DT LeRoy Guion.	10/17	Signed QB Jerod Evans to the practice squad.	12/26	Signed TE Emanuel Byrd to the active roster; Placed T Jason Spriggs on injured reserve; Signed WR Jake Kumerow to the practice squad.
8/8	Signed LS Brett Goode.	10/20	Placed QB Aaron Rodgers on injured reserve.	12/27	Signed LS Zach Triner to the practice squad.
8/12	Placed TE Beau Sandland on injured reserve. Claimed DE Shanell Jenkins off waivers from the Seattle Seahawks.	10/21	Signed S Jermaine Whitehead to the active roster from the practice squad.	12/29	Signed WR Davante Adams to a contract extension.
8/15	Released DE Shanell Jenkins.	10/24	Signed WR Max McCaffrey to the practice squad; Released G/T Don Barclay on injured reserve.	12/30	Signed C Corey Linsley to a contract extension; Signed FB Joe Kerridge to the active roster from the practice squad; Placed LB Nick Perry on injured reserve.
8/28	Released LS Derek Hart, WR Colby Pearson and RB William Stanback.	10/30	Signed FB Joe Kerridge to the practice squad; Released G Darrell Greene from the practice squad.	1/2	Signed WR Jake Kumerow, WR Colby Pearson, TE Robert Tonyan, LS Zach Triner and WR DeAngelo Yancey.
9/2	Released G Kofi Amichia, CB Donatello Brown, TE Emanuel Byrd, QB Joe Callahan, LB Johnathan Calvin, WR Michael Clark, WR Montay Crockett, WR Malachi Dupre, G Thomas Evans, LB Reggie Gilbert, G Geoff Gray, LB Cody Heiman, DT Calvin Hertelou, QB Taysom Hill, CB Daquan Holmes, T Robert Leff, LB Josh Letuligaseoa, DT Izaiah Lunsford, LB Derrick Mathews, WR Max McCaffrey, G/T Adam Pankey, TE Aaron Peck, RB Khalil Phillips, DT Brian Price, CB Raysean Pringle, S Aaron Taylor, LB Jordan Tripp, S Jermaine Whitehead and WR DeAngelo Yancey; Placed LB Vince Biegel and CB Demetri Goodson on reserve/physically unable to perform; placed FB Joe Kerridge and LB DPvid Talley on injured reserve; Placed WR Geronimo Allison on the reserve/suspended list.	11/1	Activated LB Vince Biegel from reserve/physically unable to perform; Signed LS Derek Hart; Signed CB Donatello Brown to the active roster from the practice squad; Signed TE Emanuel Byrd to the practice squad; Placed S Kentrell Brice and LS Taybor Pepper on injured reserve.	1/3	Signed G Kofi Amichia.
9/3	Signed LB Ahmad Brooks; Claimed LB Chris Odum off waivers from the Atlanta Falcons; Placed G/T Don Barclay on injured reserve; Traded LB Jayrone Elliott to the Dallas Cowboys; Signed G Kofi Amichia, CB Donatello Brown, QB Joe Callahan, WR Michael Clark, LB Reggie Gilbert, DT Izaiah Lunsford, LB Derrick Mathews, G/T Adam Pankey, WR Jermaine Whitehead and WR DeAngelo Yancey to the practice squad.	11/3	Released DT Ricky Jean Francois. Activated LB Vince Biegel from reserve/physically unable to perform; Signed LS Derek Hart; Signed CB Donatello Brown to the active roster from the practice squad; Signed TE Emanuel Byrd to the practice squad; Placed S Kentrell Brice and LS Taybor Pepper on injured reserve.	1/4	Signed LB Ahmad Thomas.
9/5	Signed DT Quinton Dial; Released DT Christian Ringo.	11/8	Waived TE Martellus Bennett.	1/10	Signed RB Joel Bouagnon.
9/12	Released CB LaDarius Gunter; Activated WR Geronimo Allison from exempt status.	11/11	Released LB Derrick Matthews from the practice squad.	1/13	Released WR Jordy Nelson.
9/13	Signed G/T Adam Pankey to the active roster from the practice squad; Released DT Ricky Jean Francois; Signed G Darrell Greene to the practice squad.	11/13	Signed LB Derrick Mathews to the practice squad.	1/13	Signed DL Muhammad Wilkerson and CB Herb Waters; Traded CB Damarious Randall a 2018 fourth-round pick (No. 114 overall) and a 2018 fifth-round pick (No. 150 overall) to the Cleveland Browns for QB DeShone Kizer, a fourth-round pick (No. 101 overall) and a fifth-round pick (No. 138 overall).
9/21	Signed DT Ricky Jean Francois; Placed T Jason Spriggs on injured reserve.	11/14	Signed LS Brett Goode; Released LS Derek Hart.	3/16	Signed TE Jimmy Graham.
9/25	Signed LS Taybor Pepper; Placed LS Brett Goode on injured reserve.	11/18	Signed FB Joe Kerridge to the active roster from the practice squad; Activated T Jason Spriggs from injured reserve; Placed T Bryan Bulaga on injured reserve.	3/23	Signed CB Tramon Williams.
9/26	Signed T Ulrick John from Arizona's practice squad; Placed T Kyle Murphy on injured reserve.	11/22	Signed T Francis Kallion to the practice squad.	4/13	Signed CB Davon House; Released LB David Talley.
10/16	Signed QB Joe Callahan to the active roster; Placed CB Quentin	11/28	Released T Francis Kallion and LB Derrick Matthews from the practice squad.	4/30	Released QB Joe Callahan.
		11/29	Signed LB Ahmad Thomas to the practice squad.	5/4	Signed T/G Jacob Alsadek, LB Parris Bennett, QB Tim Boyle, LS Hunter Bradley, C Austin Davis, S Raven Greene, LB Naashon Hughes, LB C.J. Johnson, DL Tyler Lancaster, T/G Alex Light, T Kyle Meadows, DL Filipo Mokofofi, LB Marcus Porter, TE Kevin Rader, P JK Scott and DL Conor Sheehy; Released P Justin Vogel.
		12/1	Signed WR Michael Clark to the active roster from the practice squad; Placed RB Ty Montgomery on injured reserve.	5/7	Signed LB Kendall Donneron, DL James Looney, G Cole Madison, LB Greer Martini, WR J'Mon Moore, TE Ryan Smith, WR Equanimeous S. Brown and WR Marquez Valdes-Scantling.
		12/5	Signed TE Robert Tonyan to the practice squad.	5/15	Signed CB Jaire Alexander.
		12/6	Activated CB Demetri Goodson from reserve/physically unable to perform; Placed CB Kevin King on injured reserve.	5/17	Signed LB Ore Runks and CB Josh Jackson.
		12/13	Signed WR Colby Pearson to the practice squad.	5/21	Placed DL Filipo Mokofofi on the reserve/retired list.
		12/16	Activated QB Aaron Rodgers from injured reserve; Released QB Joe Callahan.	5/25	Signed TE Marcedes Lewis.
		12/19	Signed QB Joe Callahan; Placed QB Aaron Rodgers on injured reserve; Released FB Joe Kerridge; Released QB Jerod Evans from the practice squad.	5/30	Signed T/G Byron Bell; Released T/G Jacob Alsadek.
		12/20	Signed T Dillon Day.	6/6	Released WR Colby Pearson.
		12/21	Signed FB Joe Kerridge to the practice squad.	6/11	Signed DL Joey Mbu.
		12/22	Signed LB Reggie Gilbert to the		

Community

Admin & Coaches

Veterans

Draft & Free Agents

2017 Review

Records & History

Lambeau Field

Misc.

### 2017 OPENING-DAY ROSTER, 9/10/17 VS. SEATTLE SEAHAWKS

<p>17 ADAMS, Davante.....WR 84</p> <p>*ADAMS, Montravius.....DT 20</p> <p>69 BAKHTIARI, David.....T 63</p> <p>80 BENNETT, Martellus.....TE 94</p> <p>29 BRICE, Kentrell.....S 50</p> <p>55 BROOKS, Ahmad.....LB 52</p> <p>75 BULAGA, Bryan.....T 32</p> <p>42 BURNETT, Morgan.....S 64</p> <p>97 CLARK, Kenny.....DT 88</p> <p>21 CLINTON-DIX, Ha Ha.....S 68</p> <p>18 COBB, Randall.....WR 87</p> <p>2 CROSBY, Mason.....K 98</p> <p>76 DANIELS, Mike.....DT 62</p> <p>11 DAVIS, Trevor.....WR 53</p> <p>91 DIAL, Quinton.....DT 41</p> <p>73 EVANS, Jahri.....G 23</p> <p>25 EVANS, Marwin.....S 22</p> <p>51 FACKRELL, Kyle.....LB 12</p> <p>61 GOODE, Brett.....LS 82</p> <p>36 GUNTER, LaDarius.....CB 24</p> <p>28 HAWKINS, Josh.....CB 47</p> <p>31 HOUSE, Davon.....CB 78</p> <p>7 HUNDLEY, Brett.....QB 65</p> <p>83 JANIS, Jeff.....WR 48</p> <p>95 JEAN FRANCOIS, Ricky.....DT 8</p> <p>33 *JONES, Aaron.....RB 30</p> <p>27 *JONES, Josh.....S 5</p>	<p>KENDRICKS, Lance.....TE 84</p> <p>*KING, Kevin.....CB 26</p> <p>LINSLEY, Corey.....C 44</p> <p>LOWRY, Dean.....DE 6</p> <p>MARTINEZ, Blake.....LB 89</p> <p>MATTHEWS, Clay.....LB 93</p> <p>*MAYS, Devante.....RB 71</p> <p>MCCRAY, Justin.....G 49</p> <p>MONTGOMERY, Ty.....RB 77</p> <p>MURPHY, Kyle.....T 35</p> <p>NELSON, Jordy.....WR 16</p> <p>*ODOM, Chris.....LB 16</p> <p>PATRICK, Lucas.....G 16</p> <p>PERRY, Nick.....LB 67</p> <p>*PIPKINS, Denzy.....CB 10</p> <p>RANDALL, Damarious.....CB 57</p> <p>RIPKOWSKI, Aaron.....FB 26</p> <p>RODGERS, Aaron.....QB 26</p> <p>RODGERS, Richard.....TE 26</p> <p>ROLLINS, Quinten.....CB 24</p> <p>RYAN, Jake.....LB 47</p> <p>SPRIGGS, Jason.....T 26</p> <p>TAYLOR, Lane.....G 65</p> <p>THOMAS, Joe.....LB 81</p> <p>*VOGEL, Justin.....P 8</p> <p>*WILLIAMS, Jamaal.....RB 30</p>	<p><b>Practice Squad:</b></p> <p>79 *AMICHIA, Kofi.....G</p> <p>*BROWN, Donatello.....CB 44</p> <p>CALLAHAN, Joe.....QB 6</p> <p>*CLARK, Michael.....WR 89</p> <p>GILBERT, Reggie.....LB 93</p> <p>*LUNSFORD, Izaiah.....DT 49</p> <p>MATHEWS, Derrick.....LB 71</p> <p>*PANKEY, Adam.....G/T 77</p> <p>WHITEHEAD, Jermaine.....S 7</p> <p>*YANCEY, DeAngelo.....WR 16</p> <p><b>Injured Reserve:</b></p> <p>67 BARCLAY, Don.....T/G</p> <p>10 SCHUM, Jacob.....P</p> <p>*TALLEY, David.....LB 57</p> <p>26 WATERS, Herb.....CB</p> <p><b>Reserve/Physically Unable to Perform:</b></p> <p>45 *BIEGEL, Vince.....LB</p> <p>39 GOODSON, Demetri.....CB</p> <p><b>Reserve/Suspended:</b></p> <p>81 ALLISON, Geronimo.....WR</p> <p style="text-align: right;">*—rookie</p>
---	---	--

## 2017 NFL STANDINGS

## AMERICAN FOOTBALL CONFERENCE

<b>AFC East</b>	<b>W</b>	<b>L</b>	<b>T</b>	<b>Pct.</b>	<b>PF</b>	<b>PA</b>	<b>Home</b>	<b>Road</b>	<b>AFC</b>	<b>NFC</b>	<b>DIV</b>
*yz-New England Patriots	13	3	0	.813	458	296	6-2	7-1	10-2	3-1	5-1
x-Buffalo Bills	9	7	0	.563	302	359	6-2	3-5	7-5	2-2	3-3
Miami Dolphins	6	10	0	.375	281	393	4-4	2-6	5-7	1-3	2-4
New York Jets	5	11	0	.313	298	382	4-4	1-7	5-7	0-4	2-4
<b>AFC North</b>	<b>W</b>	<b>L</b>	<b>T</b>	<b>Pct.</b>	<b>PF</b>	<b>PA</b>	<b>Home</b>	<b>Road</b>	<b>AFC</b>	<b>NFC</b>	<b>DIV</b>
yz-Pittsburgh Steelers	13	3	0	.813	406	308	6-2	7-1	10-2	3-1	6-0
Baltimore Ravens	9	7	0	.563	395	303	5-3	4-4	7-5	2-2	3-3
Cincinnati Bengals	7	9	0	.438	290	349	4-4	3-5	6-6	1-3	3-3
Cleveland Browns	0	16	0	.000	234	410	0-8	0-8	0-12	0-4	0-6
<b>AFC South</b>	<b>W</b>	<b>L</b>	<b>T</b>	<b>Pct.</b>	<b>PF</b>	<b>PA</b>	<b>Home</b>	<b>Road</b>	<b>AFC</b>	<b>NFC</b>	<b>DIV</b>
y-Jacksonville Jaguars	10	6	0	.625	417	268	6-2	4-4	9-3	1-3	4-2
x-Tennessee Titans	9	7	0	.563	334	356	6-2	3-5	8-4	1-3	5-1
Indianapolis Colts	4	12	0	.250	263	404	3-5	1-7	3-9	1-3	2-4
Houston Texans	4	12	0	.250	338	436	3-5	1-7	3-9	1-3	1-5
<b>AFC West</b>	<b>W</b>	<b>L</b>	<b>T</b>	<b>Pct.</b>	<b>PF</b>	<b>PA</b>	<b>Home</b>	<b>Road</b>	<b>AFC</b>	<b>NFC</b>	<b>DIV</b>
y-Kansas City Chiefs	10	6	0	.625	415	339	6-2	4-4	8-4	2-2	5-1
Los Angeles Chargers	9	7	0	.563	355	272	5-3	4-4	6-6	3-1	3-3
Oakland Raiders	6	10	0	.375	301	373	4-4	2-6	5-7	1-3	2-4
Denver Broncos	5	11	0	.313	289	382	4-4	1-7	4-8	1-3	2-4

## NATIONAL FOOTBALL CONFERENCE

<b>NFC East</b>	<b>W</b>	<b>L</b>	<b>T</b>	<b>Pct.</b>	<b>PF</b>	<b>PA</b>	<b>Home</b>	<b>Road</b>	<b>NFC</b>	<b>AFC</b>	<b>DIV</b>
*yz-Philadelphia Eagles	13	3	0	.813	457	295	7-1	6-2	10-2	3-1	5-1
Dallas Cowboys	9	7	0	.563	354	332	3-5	6-2	7-5	2-2	5-1
Washington Redskins	7	9	0	.438	342	388	5-3	2-6	5-7	2-2	1-5
New York Giants	3	13	0	.188	246	388	2-6	1-7	1-11	2-2	1-5
<b>NFC North</b>	<b>W</b>	<b>L</b>	<b>T</b>	<b>Pct.</b>	<b>PF</b>	<b>PA</b>	<b>Home</b>	<b>Road</b>	<b>NFC</b>	<b>AFC</b>	<b>DIV</b>
yz-Minnesota Vikings	13	3	0	.813	382	252	7-1	6-2	10-2	3-1	5-1
Detroit Lions	9	7	0	.563	410	376	4-4	5-3	8-4	1-3	5-1
Green Bay Packers	7	9	0	.438	320	384	4-4	3-5	5-7	2-2	2-4
Chicago Bears	5	11	0	.313	264	320	3-5	2-6	1-11	4-0	0-6
<b>NFC South</b>	<b>W</b>	<b>L</b>	<b>T</b>	<b>Pct.</b>	<b>PF</b>	<b>PA</b>	<b>Home</b>	<b>Road</b>	<b>NFC</b>	<b>AFC</b>	<b>DIV</b>
y-New Orleans Saints	11	5	0	.688	448	326	7-1	4-4	8-4	3-1	4-2
x-Carolina Panthers	11	5	0	.688	363	327	6-2	5-3	7-5	4-0	3-3
x-Atlanta Falcons	10	6	0	.625	353	315	5-3	5-3	9-3	1-3	4-2
Tampa Bay Buccaneers	5	11	0	.313	335	382	4-4	1-7	3-9	2-2	1-5
<b>NFC West</b>	<b>W</b>	<b>L</b>	<b>T</b>	<b>Pct.</b>	<b>PF</b>	<b>PA</b>	<b>Home</b>	<b>Road</b>	<b>NFC</b>	<b>AFC</b>	<b>DIV</b>
y-Los Angeles Rams	11	5	0	.688	478	329	4-4	7-1	7-5	4-0	4-2
Seattle Seahawks	9	7	0	.563	366	332	4-4	5-3	7-5	2-2	4-2
Arizona Cardinals	8	8	0	.500	295	361	5-3	3-5	5-7	3-1	3-3
San Francisco 49ers	6	10	0	.375	331	383	3-5	3-5	3-9	3-1	1-5

x - clinched playoff berth      y - clinched division title      z - clinched first-round bye      \* - clinched home-field advantage

## 2017 NATIONAL FOOTBALL LEAGUE PLAYOFFS

## AFC

**Wild Card Playoffs**

Tennessee 22, KANSAS CITY 21  
JACKSONVILLE 10, Buffalo 3

**Divisional Playoffs**

NEW ENGLAND 35, Tennessee 14  
Jacksonville 45, PITTSBURGH 42

**Wild Card Playoffs**

Atlanta 26, LOS ANGELES RAMS 13  
NEW ORLEANS 31, Carolina 26

**Divisional Playoffs**

PHILADELPHIA 15, Atlanta 10  
MINNESOTA 29, New Orleans 24

**Conference Championship**

NEW ENGLAND 24, Jacksonville 20

**Conference Championship**

PHILADELPHIA 38, Minnesota 7

**Super Bowl LII**

Philadelphia 41, New England 33  
at U.S. Bank Stadium; Minneapolis

Home playoff teams in CAPS





# RECORDS & HISTORY



## Regular-Season Games Only

## SERVICE

## Most Seasons, Head Coach

- 31 Earl L. "Curly" Lambeau, 1919-49  
 12 Mike McCarthy, 2006-17  
 9 Vince Lombardi, 1959-67  
 Bart Starr, 1975-83  
 7 Mike Holmgren, 1992-98

## Most Seasons, Active Player

- 16 Bart Starr, 1956-71  
 Brett Favre, 1992-2007  
 15 Ray Nitschke, 1958-72  
 14 Forrest Gregg, 1956, 1958-70  
 Donald Driver, 1999-2012  
 13 Charles "Buckets" Goldenberg, 1933-45  
 Dave Hanner, 1952-64  
 Aaron Rodgers, 2005-17



Gregg

## Most Games Played

- 255 Brett Favre, 1992-2007 (16 seasons)  
 205 Donald Driver, 1999-2012 (14 seasons)  
 196 Bart Starr, 1956-71 (16 seasons)  
 190 Ray Nitschke, 1958-72 (15 seasons)  
 188 William Henderson, 1995-2006 (12 seasons)  
 187 Forrest Gregg, 1956, 1958-70 (14 seasons)  
 181 LeRoy Butler, 1990-2001 (12 seasons)  
 176 Mason Crosby, 2007-17 (11 seasons)  
 167 Ed West, 1984-94 (11 seasons)  
 Rob Davis, 1997-2007 (11 seasons)  
 166 Willie Wood, 1960-71 (12 seasons)  
 165 Chad Clifton, 2000-11 (12 seasons)  
 164 Robert Brown, 1982-92 (11 seasons)  
 162 Larry McCarren, 1973-84 (12 seasons)  
 Ron Hallstrom, 1982-92 (11 seasons)  
 160 Dave Hanner, 1952-64 (13 seasons)

## Most Consecutive Games Played

- 255 Brett Favre, 1992-2007  
 187 Forrest Gregg, 1956, 1958-70  
 176 Mason Crosby, 2007-17  
 167 Rob Davis, 1997-2007  
 166 Willie Wood, 1960-71  
 162 Larry McCarren, 1973-84  
 150 Boyd Dowler, 1959-69  
 144 Ryan Longwell, 1997-2005  
 140 Fred Carr, 1968-77  
 138 Bill Forester, 1953-63  
 Willie Davis, 1960-69  
 136 James Lofton, 1978-86  
 126 Jim Ringo, 1954-63  
 121 Larry Craig, 1939-49

## SCORING

## Most Seasons Leading League

- \*5 Don Hutson, 1940-44  
 3 Paul Hornung, 1959-61  
 2 Chester Marcol, 1972, 1974

## Most Consecutive Seasons Leading League

- \*5 Don Hutson, 1940-44  
 3 Paul Hornung, 1959-61

## Most Consecutive Seasons Leading Team

- 11 Mason Crosby, 2007-17 4 Ted Fritsch, 1946-49  
 10 Ryan Longwell, 1997-2005 Paul Hornung, 1958-61  
 7 Don Hutson, 1939-45 3 Don Chandler, 1965-67  
 5 Verne Lewellen, 1926-30 Chester Marcol, 1972-74  
 Fred Cone, 1953-57 Jan Stenerud, 1981-83  
 Chris Jacke, 1989-93 Al Del Greco, 1984-86

## Most Points, Career

- 1,345 Mason Crosby, 2007-17 (11 seasons; 514 PAT, 277 FG)  
 1,054 Ryan Longwell, 1997-2005 (9 seasons; 376 PAT, 226 FG)  
 823 Don Hutson, 1935-45 (11 seasons; 105 TD, 172 PAT, 7 FG)  
 820 Chris Jacke, 1989-96 (8 seasons; 301 PAT, 173 FG)  
 760 Paul Hornung, 1957-62, 1964-66 (9 seasons; 62 TD, 190 PAT, 66 FG)

## Most Points, Season

- 176 Paul Hornung, 1960 (15 TD, 41 PAT, 15 FG)  
 146 Paul Hornung, 1961 (10 TD, 41 PAT, 15 FG)  
 141 Mason Crosby, 2007 (48 PAT, 31 FG)  
 Mason Crosby, 2013 (42 PAT, 33 FG)  
 140 Mason Crosby, 2011 (68 PAT, 24 FG)

## Most Points, No Touchdowns, Season

- 141 Mason Crosby, 2007  
 Mason Crosby, 2013  
 140 Mason Crosby, 2011  
 134 Mason Crosby, 2014  
 131 Ryan Longwell, 2000  
 129 Mason Crosby, 2009  
 128 Chester Marcol, 1972  
 Chris Jacke, 1993  
 Ryan Longwell, 1998, 2002  
 127 Mason Crosby, 2008  
 122 Mason Crosby, 2016  
 120 Ryan Longwell, 1997, 2003, 2004  
 115 Jan Stenerud, 1983  
 114 Chris Jacke, 1996  
 113 Ryan Longwell, 1999  
 Mason Crosby, 2012

## Most Seasons, 100 or More Points

- 10 Mason Crosby, 2007-16  
 8 Ryan Longwell, 1997-2004  
 3 Paul Hornung, 1960-61, 1964  
 Chris Jacke, 1989, 1993, 1996  
 2 Don Hutson, 1942-43  
 Jan Stenerud, 1981, 1983  
 1 Ted Fritsch, 1946  
 Jim Taylor, 1962  
 Chester Marcol, 1972  
 Sterling Sharpe, 1994  
 Ahman Green, 2003  
 Dave Rayner, 2006

## Most Consecutive Seasons, 100 or More Points

- 10 Mason Crosby, 2007-16  
 8 Ryan Longwell, 1997-2004  
 2 Don Hutson, 1942-43  
 Paul Hornung, 1960-61

## Most Points, Rookie, Season

- 141 Mason Crosby, 2007 108 Chris Jacke, 1989  
 128 Chester Marcol, 1972 78 Billy Howton, 1952  
 120 Ryan Longwell, 1997 66 Eddie Lacy, 2013

\* — holds or shares NFL record

## ALL-TIME TWO-POINT CONVERSIONS (30)

Conversion	Play	Date, Opp.
R.Cobb	Rec. from B.Hundley	Dec. 31, 2017, at Det.
D.Adams	Rec. from A.Rodgers	Jan. 1, 2017, at Det.
A.Rodgers	Run	Oct. 30, 2016, at Atl.
J.Jones	Rec. from A.Rodgers	Dec. 27, 2015, at Ari.
J.Jones	Rec. from A.Rodgers	Nov. 22, 2015, at Min.
D.Adams	Rec. from A.Rodgers	Nov. 8, 2015, at Car.
R.Rodgers	Rec. from A.Rodgers	Sept. 20, 2015, vs. Sea.
R.Cobb	Rec. from A.Rodgers	Sept. 14, 2014, vs. NYJ
J.Nelson	Rec. from A.Rodgers	Sept. 9, 2012, vs. SF
B.Jackson	Rec. from A.Rodgers	Dec. 20, 2009, at Pit.
G.Jennings	Rec. from A.Rodgers	Dec. 13, 2009, at ChiB
G.Jennings	Rec. from A.Rodgers	Sept. 13, 2009, vs. ChiB
G.Jennings	Rec. from A.Rodgers	Nov. 30, 2008, vs. Car.
R.Martin	Rec. from A.Rodgers	Nov. 24, 2008, at NO
R.Ferguson	Rec. from B.Favre	Oct. 3, 2005, at Car.

Since 1994, when the NFL implemented the two-point conversion, the Packers are 30 for 59 (.508); opponents are 38 for 83 (.458).

Conversion	Play	Date, Opp.
D.Martin	Rec. from B.Favre	Oct. 3, 2005, at Car.
D.Driver	Rec. from B.Favre	Dec. 19, 2004, vs. Jax.
R.Ferguson	Rec. from B.Favre	Oct. 31, 2004, at Was.
B.Franks	Rec. from B.Favre	Dec. 7, 2003, vs. ChiB
B.Franks	Rec. from B.Favre	Sept. 7, 2003, vs. Min.
A.Freeman	Rec. from B.Favre	Sept. 30, 2001, at Car.
D.Driver	Rec. from B.Favre	Oct. 8, 2000, at Det.
T.Davis	Rec. from B.Favre	Sept. 10, 2000, at Buf.
C.Bradford	Rec. from B.Favre	Nov. 21, 1999, vs. Det.
A.Freeman	Rec. from B.Favre	Nov. 9, 1998, at Pit.
D.Levens	Rec. from B.Favre	Sept. 1, 1997, vs. ChiB
E.Bennett	Rec. from B.Favre	Dec. 15, 1996, at Det.
E.Bennett	Rec. from B.Favre	Oct. 14, 1996, vs. SF
M.Chmura	Rec. from T.Detmer	Nov. 5, 1995, at Min.
E.West	Rec. from B.Favre	Sept. 11, 1994, vs. Mia.

**Most Points, Game**

- 33 Paul Hornung, vs. BalC, Oct. 8, 1961  
(4 touchdowns, 6 extra points, 1 field goal)  
31 Don Hutson, vs. Det., Oct. 7, 1945  
(4 touchdowns, 7 extra points)  
30 Paul Hornung, at BalC, Dec. 12, 1965  
(5 touchdowns)  
28 Paul Hornung, vs. Min., Sept. 16, 1962  
(3 touchdowns, 4 extra points, 2 field goals)

**Most Points, Quarter**

- \*29 Don Hutson, vs. Det., Oct. 7, 1945  
(second quarter: 4 TD, 5 PAT)

**Most Consecutive Games Scoring**

- 144 Ryan Longwell (Week 1, 1997 - Week 17, 2005)  
142 Mason Crosby (Week 1, 2007 - Week 15, 2015)  
45 Jan Stenerud (4 in 1980, 16 in '81, 9 in '82, 16 in '83)  
42 Don Chandler, 1965-67 (14 in 1965, 14 in '66, 14 in '67)  
Chris Jacke, 1991-94 (9 in 1991, 16 in '92, 16 in '93, 1 in '94)  
41 Al Del Greco, 1984-86 (9 in 1984, 16 in '85, 16 in '86)  
40 Don Hutson, 1940-44 (2 in 1940, 11 in '41, 11 in '42, 10 in '43, 6 in '44)

**OVERALL TOUCHDOWNS****Most Seasons Leading League**

- \*8 Don Hutson, 1935-38, 1941-44

**Most Consecutive Seasons Leading League**

- \*4 Don Hutson, 1935-38  
Don Hutson, 1941-44

**Most Seasons Leading Team**

- 11 Don Hutson, 1935-45  
5 Verne Lewellen, 1926-30  
Jim Taylor, 1959, 1961-64  
Sterling Sharpe, 1989-90, 1992-94  
4 Ahman Green, 2000-03  
3 Billy Howton, 1952, 1956-57  
Donny Anderson, 1967, 1970-71  
Barty Smith, 1976-77, 1979  
Paul Coffman, 1979, 1983-84  
Dorsey Levens, 1996-97, 1999  
Greg Jennings, 2007-08, 2010

**Most Consecutive Seasons Leading Team**

- 11 Don Hutson, 1935-45  
5 Verne Lewellen, 1926-30  
4 Jim Taylor, 1961-64  
Ahman Green, 2000-03  
3 Sterling Sharpe, 1992-94

**Most Touchdowns, Career**

- 105 Don Hutson, 1935-45 (11 seasons)  
91 Jim Taylor, 1958-66 (9 seasons)  
69 Jordy Nelson, 2008-14, 2016-17 (9 seasons)  
68 Ahman Green, 2000-06, 2009 (8 seasons)  
66 Sterling Sharpe, 1988-94 (7 seasons)

**Most Touchdowns, Season**

- 20 Ahman Green, 2003      16 Jim Taylor, 1961  
19 Jim Taylor, 1962      15 Paul Hornung, 1960  
18 Sterling Sharpe, 1994      Jim Taylor, 1964  
17 Don Hutson, 1942      Jordy Nelson, 2011

**Most Touchdowns, Rookie, Season**

- 13 Billy Howton, 1952  
11 Eddie Lacy, 2013  
9 Max McGee, 1954  
8 Gerry Ellis, 1980  
7 Don Hutson, 1935  
Dave Hampton, 1969  
Samkon Gado, 2005

**Most Touchdowns, Game**

- 5 Paul Hornung, at BalC, Dec. 12, 1965  
4 Don Hutson, vs. Det., Oct. 7, 1945  
Paul Hornung, vs. BalC, Oct. 8, 1961  
Jim Taylor, at CleB, Oct. 15, 1961  
Jim Taylor, at ChiB, Nov. 4, 1962  
Jim Taylor, at Phi., Nov. 11, 1962  
Donny Anderson, vs. CleB, Nov. 12, 1967  
Terdell Middleton, vs. Sea., Oct. 15, 1978  
Sterling Sharpe, at TB, Oct. 24, 1993  
Sterling Sharpe, at DalC, Nov. 24, 1994  
Dorsey Levens, vs. Ari., Jan. 2, 2000



Hornung

**Most Consecutive Games Scoring Touchdown**

- 7 Don Hutson, 1941-42      5 Don Hutson, 1942  
Don Hutson, 1943-44      Chuck Sample, 1942  
Paul Hornung, 1960      Billy Howton, 1952  
Ahman Green, 2003      Fred Cone, 1953  
6 Clarke Hinkle, 1937      Tobin Rote, 1956  
Billy Howton, 1956      Jim Taylor, 1961  
Terdell Middleton, 1978      Jim Taylor, 1964  
Brent Fullwood, 1988      Dave Hampton, 1969  
Sterling Sharpe, 1994      Antonio Freeman, 1998-99  
Ahman Green, 2000-01      Ahman Green, 2003-04  
Ryan Grant, 2007      Greg Jennings, 2007  
Randall Cobb, 2014

**POINTS AFTER TOUCHDOWN****Most Seasons Leading League**

- 3 Don Hutson, 1941-42, 1945

**Most Seasons Leading Team**

- 11 Mason Crosby, 2007-17  
9 Ryan Longwell, 1997-2005  
8 Chris Jacke, 1989-96  
7 Fred Cone, 1951-57  
Chester Marcol, 1972-74, 1976-79  
6 Don Hutson, 1940-45

**Most Consecutive Seasons Leading Team**

- 11 Mason Crosby, 2007-17  
9 Ryan Longwell, 1997-2005  
8 Chris Jacke, 1989-96  
7 Fred Cone, 1951-57  
6 Don Hutson, 1940-45

**Most (Kicking) PAT Attempted, Career**

- 523 Mason Crosby, 2007-17  
380 Ryan Longwell, 1997-2005  
306 Chris Jacke, 1989-96  
215 Fred Cone, 1951-57  
194 Paul Hornung, 1957-62, 1964-66

**Most (Kicking) PAT Attempted, Season**

- 69 Mason Crosby, 2011  
55 Mason Crosby, 2014  
53 Chris Jacke, 1996  
52 Jan Stenerud, 1983  
51 Ryan Longwell, 2003

**Most (Kicking) PAT Attempted, Game**

- 8 Don Hutson, vs. Det., Oct. 7, 1945  
Don Chandler, vs. Atl., Oct. 23, 1966  
7 Don Hutson, vs. ChiC, Nov. 1, 1942  
Paul Hornung, at CleB, Oct. 15, 1961  
Paul Hornung, vs. ChiB, Sept. 30, 1962  
Jerry Kramer, at Phi., Nov. 11, 1962  
Don Chandler, vs. CleB, Nov. 12, 1967  
Jan Stenerud, vs. TB, Oct. 2, 1983  
Ryan Longwell, vs. Ari., Jan. 2, 2000  
Ryan Longwell, vs. NO, Oct. 9, 2005  
Mason Crosby, vs. Den., Oct. 2, 2011  
Mason Crosby, vs. TenT, Dec. 23, 2012  
Mason Crosby, vs. ChiB, Nov. 9, 2014

**Most (One-Point) Points After Touchdown, Career**

- 514 Mason Crosby, 2007-17  
376 Ryan Longwell, 1997-2005  
301 Chris Jacke, 1989-96  
200 Fred Cone, 1951-57  
190 Paul Hornung, 1957-62, 1964-66

**Most (One-Point) Points After Touchdown, Season**

- 68 Mason Crosby, 2011 (69 attempts)  
53 Mason Crosby, 2014 (55 attempts)  
52 Jan Stenerud, 1983 (52 attempts)  
51 Chris Jacke, 1996 (53 attempts)  
Ryan Longwell, 2003 (51 attempts)  
50 Mason Crosby, 2012 (50 attempts)

**Most (One-Point) Points After Touchdown, Game**

- 8 Don Chandler, vs. Atl., Oct. 23, 1966  
7 Don Hutson, vs. Det., Oct. 7, 1945  
Paul Hornung, at CleB, Oct. 15, 1961  
Paul Hornung, vs. ChiB, Sept. 30, 1962  
Jerry Kramer, at Phi., Nov. 11, 1962  
Don Chandler, vs. CleB, Nov. 12, 1967  
Jan Stenerud, vs. TB, Oct. 2, 1983  
Ryan Longwell, vs. Ari., Jan. 2, 2000  
Ryan Longwell, vs. NO, Oct. 9, 2005  
Mason Crosby, vs. Den., Oct. 2, 2011  
Mason Crosby, vs. TenT, Dec. 23, 2012  
Mason Crosby, vs. ChiB, Nov. 9, 2014



Jacke

\* — holds or shares NFL record

**Most Consecutive (Kicking) Points After Touchdown**

156	Ryan Longwell, 2001-05	104	Ryan Longwell, 1999-2001
134	Chris Jacke, 1990-94	100	Mason Crosby, 2007-09
105	Mason Crosby, 2011-13	99	Paul Hornung, 1960-62, 1964

**Highest (Kicking) PAT Percentage, Career (100 attempts)**

98.95	Ryan Longwell (376/380)
98.37	Chris Jacke (301/306)
98.28	Mason Crosby (514/523)
98.25	Al Del Greco (112/114)
97.94	Paul Hornung (190/194)

**Most (Kicking) PAT, No Misses, Season**

52	Jan Stenerud, 1983
51	Ryan Longwell, 2003
50	Mason Crosby, 2012
48	Ryan Longwell, 1997
	Ryan Longwell, 2004
	Mason Crosby, 2007



Stenerud

**Most (Kicking) PAT, No Misses, Game**

8	Don Chandler, vs. Atl., Oct. 23, 1966
7	Don Hutson, vs. Det., Oct. 7, 1945
	Paul Hornung, at CleB, Oct. 15, 1961
	Paul Hornung, vs. ChiB, Sept. 30, 1962
	Jerry Kramer, at Phi., Nov. 11, 1962
	Don Chandler, vs. CleB, Nov. 12, 1967
	Jan Stenerud, vs. TB, Oct. 2, 1983
	Ryan Longwell, vs. Ari., Jan. 2, 2000
	Ryan Longwell, vs. NO, Oct. 9, 2005
	Mason Crosby, vs. Den., Oct. 2, 2011
	Mason Crosby, vs. TenT, Dec. 23, 2012
	Mason Crosby, vs. ChiB, Nov. 9, 2014

**Most Two-Point Conversions, Career (Since 1994)**

3	Greg Jennings, 2006-12
2	Edgar Bennett, 1994-96
	Antonio Freeman, 1995-2001, 2003
	Donald Driver, 1999-2012
	Bubba Franks, 2000-07
	Robert Ferguson, 2001-06
	James Jones, 2007-13, 2015
	Randall Cobb, 2011-17
	Davante Adams, 2014-17

**Most Two-Point Conversions, Season**

2	Edgar Bennett, 1996
	Bubba Franks, 2003
	Greg Jennings, 2009
	James Jones, 2015

**Most Two-Point Conversions, Game**

1	30 times (last: Randall Cobb, at Det., Dec. 31, 2017)
---	---

**FIELD GOALS****Most Seasons Leading Team**

11	Mason Crosby, 2007-17
9	Ryan Longwell, 1997-2005
8	Chris Jacke, 1989-96
6	Ted Fritsch, 1942, 1945-46, 1948-50
	Fred Cone, 1951, 1953-57
	Chester Marcol, 1972-74, 1976-78

**Most Consecutive Seasons Leading Team**

11	Mason Crosby, 2007-17
9	Ryan Longwell, 1997-2005
8	Chris Jacke, 1989-96
5	Fred Cone, 1953-57
4	Cub Buck, 1922-25
	Paul Hornung, 1958-61

**Most Field Goals Attempted, Career**

345	Mason Crosby, 2007-17
277	Ryan Longwell, 1997-2005
224	Chris Jacke, 1989-96
195	Chester Marcol, 1972-80
140	Paul Hornung, 1957-62, 1964-66

**Most Field Goals Attempted, Season**

48	Chester Marcol, 1972	38	Paul Hornung, 1964
39	Chester Marcol, 1974		Ryan Longwell, 2000
	Mason Crosby, 2007		

**Most Field Goals Attempted, Game**

6	Paul Hornung, at Pit., Oct. 30, 1960
	Chester Marcol, at CleB, Sept. 17, 1972
	Chester Marcol, vs. DalC, Oct. 1, 1972
	Chester Marcol, vs. Det., Dec. 3, 1972
	Chester Marcol, vs. Det., Sept. 29, 1974
	Chester Marcol, at Min., Nov. 17, 1974

**Most Field Goals, Career**

277	Mason Crosby, 2007-17
226	Ryan Longwell, 1997-2005
173	Chris Jacke, 1989-96
120	Chester Marcol, 1972-80
66	Paul Hornung, 1957-62, 1964-66

**Most Field Goals, Season**

33	Chester Marcol, 1972 (48 att.)
	Ryan Longwell, 2000 (38 att.)
	Mason Crosby, 2013 (37 att.)

31	Chris Jacke, 1993 (37 att.)
	Mason Crosby, 2007 (39 att.)

**Most Field Goals, Rookie, Season**

33	Chester Marcol, 1972	22	Chris Jacke, 1989
31	Mason Crosby, 2007	11	Joe Danelo, 1975
24	Ryan Longwell, 1997	9	Al Del Greco, 1984

**Most Field Goals, Game**

5	Chris Jacke, at LARd, Nov. 11, 1990
	Chris Jacke, vs. SF, Oct. 14, 1996
	Ryan Longwell, at Ari., Sept. 24, 2000
	Mason Crosby, vs. Det., Oct. 6, 2013
	Mason Crosby, at Min., Nov. 22, 2015
4	37 times (most: Mason Crosby, 9; last: Crosby, vs. Sea., Sept. 20, 2015)

**Most Field Goals, Quarter**

3	Paul Hornung, at Pit., Oct. 30, 1960 (1st Qtr.)
	Chester Marcol, vs. Det., Dec. 3, 1972 (1st Qtr.)
	Chris Jacke, at Min., Nov. 5, 1995 (2nd Qtr.)
	Mason Crosby, vs. Det., Oct. 18, 2009 (2nd Qtr.)
	Mason Crosby, at StLR, Sept. 27, 2009 (1st Qtr.)
	Mason Crosby, at Car., Sept. 18, 2011 (3rd Qtr.)
	Mason Crosby, at Cin., Sept. 22, 2013 (2nd Qtr.)

**Most Consecutive Games Scoring Field Goals**

17	Mason Crosby, 2013-14	11	Ryan Longwell, 2000
15	Ryan Longwell, 2004-05	10	Fred Cone, 1955
14	Ryan Longwell, 1997-98		Chris Jacke, 1989-90
12	Jan Stenerud, 1980-81		Chris Jacke, 1993
	Chris Jacke, 1991-92		Ryan Longwell, 2001-02
	Mason Crosby, 2007		Mason Crosby, 2009

**GAME-WINNING/GAME-SAVING FG, SINCE 1970**

Kicker	Date	Opp	Yards	Made score	Final
M.Crosby	09/24/17	Cin	27	27-24+	W, 27-24+
M.Crosby	12/18/16	at ChiB	32	30-27	W, 30-27
M.Crosby	11/24/13	Min.	27	23-23	T, 26-26+
M.Crosby	12/04/11	at NYG	31	38-35	W, 38-35
M.Crosby	11/02/08	at TenT	38	13-13	L, 13-16+
M.Crosby	09/09/07	Phi.	42	16-13	W, 16-13
D.Rayner	12/21/06	Min.	44	9-7	W, 9-7
R.Longwell	12/11/05	Det.	28	16-13+	W, 16-13+
R.Longwell	12/11/05	Det.	39	13-13	W, 16-13+
R.Longwell	12/24/04	at Min.	29	34-31	W, 34-31
R.Longwell	12/2/04	Det.	23	16-13	W, 16-13
R.Longwell	11/21/04	at HouT	46	16-13	W, 16-13
R.Longwell	11/14/04	Min.	33	34-31	W, 34-31
R.Longwell	09/08/02	Atl.	34	37-34+	W, 37-34+
R.Longwell	12/24/00	TB	22	17-14+	W, 17-14+
R.Longwell	10/15/00	SF	35	31-28	W, 31-28
R.Longwell	09/17/00	Phi.	38	6-3	W, 6-3
R.Longwell	12/27/98	at ChiB	18	16-13	W, 16-13
C.Jacke	10/14/96	SF	53	23-20+	W, 23-20+
C.Jacke	10/14/96	SF	31	20-20	W, 23-20+
C.Jacke	11/14/93	at NO	36	19-17	W, 19-17
C.Jacke	11/15/92	Phi.	41	27-24	W, 27-24
C.Jacke	09/06/92	Min.	24	20-20	L, 20-23+
C.Jacke	09/15/91	TB	22	15-13	W, 15-13
C.Jacke	12/03/89	at TB	47	17-16	W, 17-16
C.Jacke	10/29/89	Det.*	38	23-20+	W, 23-20+
C.Jacke	10/01/89	Atl.*	22	23-21	W, 23-21
A.Del Greco	10/25/87	at Det.	45	34-33	W, 34-33
M.Zendejas	10/11/87	Det.	45	16-16	L, 16-19+
A.Del Greco	12/15/85	at Det.	27	26-23	W, 26-23
A.Del Greco	10/13/85	Min.*	22	20-17	W, 20-17
J.Stenerud	12/12/83	at TB	23	12-9+	W, 12-9+
J.Stenerud	12/12/83	at TB	23	9-9	W, 12-9+
J.Stenerud	12/04/83	ChiB	19	31-28	W, 31-28
J.Stenerud	10/17/83	Was.	20	48-47	W, 48-47
J.Stenerud	09/18/83	LARm*	36	27-24	W, 27-24
J.Stenerud	09/04/83	at HouO	42	41-38+	W, 41-38+
J.Stenerud	11/08/81	NYG*	23	26-24	W, 26-24
C.Marcol	10/29/78	TB	48	9-7	W, 9-7
C.Marcol	09/29/74	Det.*	22	21-19	W, 21-19
C.Marcol	10/07/73	at NYG*	32	16-14	W, 16-14
C.Marcol	09/23/73	Det.	24	9-9	T, 9-9
C.Marcol	10/08/72	at ChiB*	37	20-17	W, 20-17
C.Marcol	10/01/72	DalC*	22	16-13	W, 16-13
T.Webster	12/05/71	at StLC	27	16-16	T, 16-16
L.Michaels	11/07/71	at ChiB	22	17-14	W, 17-14
D.Livingston	10/12/70	at SD	14	22-20	W, 22-20

\*Milwaukee; \*Overtime; \*at New Haven, Conn.

regular-season games only

## RUSHING

## ATTEMPTS, RUSHING

## Most Seasons Leading League

- 1 Jim Taylor, 1960, 1962
- 1 Clarke Hinkle, 1941

## Most Seasons Leading Team

- 8 Clarke Hinkle, 1932-34, 1937-41
- 7 Jim Taylor, 1960-66
- 6 Ahman Green, 2000-04, 2006
- 5 John Brockington, 1971-75
- 4 Tony Canadeo, 1943, 1948-50
- Ryan Grant, 2007-09, 2011

## Most Consecutive Seasons Leading Team

- 7 Jim Taylor, 1960-66
- 5 Clarke Hinkle, 1937-41
- John Brockington, 1971-75
- Ahman Green, 2000-04
- 3 Clarke Hinkle, 1932-34
- Ted Fritsch, 1944-46
- Tony Canadeo, 1948-50
- Edgar Bennett, 1994-96
- Dorsey Levens, 1997-99
- Ryan Grant, 2007-09
- Eddie Lacy, 2013-15

## Most Attempts, Career

- 1,851 Ahman Green, 2000-06, 2009 (8 seasons)
- 1,811 Jim Taylor, 1958-1966 (9 seasons)
- 1,293 John Brockington, 1971-77 (7 seasons)
- 1,171 Clarke Hinkle, 1932-41 (10 seasons)
- 1,025 Tony Canadeo, 1941-44, 1946-52 (11 seasons)

## Most Attempts, Season

- 355 Ahman Green, 2003 (16 games)
- 329 Dorsey Levens, 1997 (16 games)
- 316 Edgar Bennett, 1995 (16 games)
- 312 Ryan Grant, 2008 (16 games)
- 304 Ahman Green, 2001 (16 games)

## Most Attempts, Rookie, Season

- 284 Eddie Lacy, 2013 (15 games)
- 216 John Brockington, 1971 (14 games)
- 153 Jamaal Williams, 2017 (16 games)
- 143 Samkon Gado, 2005 (8 games)
- 126 Gerry Ellis, 1980 (15 games)

## Most Attempts, Game

- 39 Terdell Middleton, vs. Min., Nov. 26, 1978 (110 yds.)
- 33 Dorsey Levens, vs. DalC, Nov. 23, 1997 (190 yds.)
- Ahman Green, at Car., Sept. 13, 2004 (119 yds.)
- Ryan Grant, at Sea., Oct. 12, 2008 (90 yds.)
- 32 Jim Grabowski, vs. ChiB, Sept. 24, 1967 (111 yds.)
- John Brockington, at Min., Nov. 17, 1974 (137 yds.)
- 31 Dorsey Levens, at Min., Dec. 1, 1997 (108 yds.)
- Ahman Green, at NE, Oct. 13, 2002 (136 yds.)
- Ryan Grant, vs. Ind., Oct. 19, 2008 (105 yds.)
- 30 Jim Taylor, vs. Pit., Nov. 3, 1963 (141 yds.)
- John Brockington, at ChiB, Nov. 7, 1971 (142 yds.)
- Harlan Huckleby, at NYG, Oct. 4, 1981 (88 yds.)
- Edgar Bennett, at ChiB, Sept. 11, 1995 (96 yds.)
- Ahman Green, vs. ChiB, Dec. 7, 2003 (80 yds.)



Bennett

## YARDS GAINED, RUSHING

## Most Seasons Leading League

- 1 Jim Taylor, 1962

## Most Seasons Leading Team

- 7 Clarke Hinkle, 1932-34, 1936-37, 1940-41
- Jim Taylor, 1960-66
- 6 Ahman Green, 2000-04, 2006
- 5 Tony Canadeo, 1943, 1946-49
- John Brockington, 1971-75
- 3 Ted Fritsch, 1942, 1944-45
- Tobin Rote, 1951-52, 1956
- Gerry Ellis, 1981, 1983-84
- Eddie Lee Ivery, 1980, 1982, 1985
- Edgar Bennett, 1994-96
- Ryan Grant, 2007-09
- Eddie Lacy, 2013-15



Hinkle

## Most Consecutive Field Goals

- |                          |                        |
|--------------------------|------------------------|
| 23 Mason Crosby, 2010-11 | 14 Ryan Longwell, 2002 |
| 19 Mason Crosby, 2013-14 | Ryan Longwell, 2002-03 |
| 17 Chris Jacke, 1993     | Mason Crosby, 2012-13  |
| 15 Chris Jacke, 1989-90  |                        |

## Longest Field Goal

- 58 Mason Crosby, at Min., Oct. 23, 2011
- 57 Mason Crosby, at NYG, Nov. 17, 2013
- Mason Crosby, at DalC, Dec. 15, 2013
- 56 Mason Crosby, at Phi., Sept. 12, 2010
- Mason Crosby, at Atl., Oct. 9, 2011
- Mason Crosby, at Den., Nov. 1, 2015
- 55 Mason Crosby, vs. NYJ, Sept. 14, 2014
- 54 Chris Jacke, at Det., Jan. 2, 1994
- Ryan Longwell, at TenT, Dec. 16, 2001
- Dave Rayner, at Phi., Oct. 2, 2006
- Mason Crosby, vs. ChiB, Sept. 13, 2012
- Mason Crosby, at Det., Nov. 28, 2013
- Mason Crosby, vs. Sea., Sept. 20, 2015

## Highest Field Goal Percentage, Career (50 att.)

- 81.59 Ryan Longwell (226/277)
- 80.82 Jan Stenerud (59/73)
- 80.29 Mason Crosby (277/345)
- 77.23 Chris Jacke (173/224)
- 66.67 Al Del Greco (50/75)

## Highest Field Goal Percentage, Season (1 att./game)

- 91.67 Jan Stenerud, 1981 (22/24)
- 89.19 Mason Crosby, 2013 (33/37)
- 88.46 Ryan Longwell, 2003 (23/26)
- 87.88 Ryan Longwell, 1998 (29/33)
- 86.84 Ryan Longwell, 2000 (33/38)

## Most Field Goals, No Misses, Game

- 5 Chris Jacke, at LARd, Nov. 11, 1990
- Chris Jacke, vs. SF, Oct. 14, 1996
- Ryan Longwell, at Ari., Sept. 24, 2000
- Mason Crosby, vs. Det., Oct. 6, 2013
- Mason Crosby, at Min., Nov. 22, 2015

## Most Field Goals, 50 or More Yards, Career

- 29 Mason Crosby, 2007-17
- 17 Chris Jacke, 1989-96
- 13 Ryan Longwell, 1997-2005
- 3 Chester Marcol, 1972-80
- 2 Ted Fritsch, 1942-50
- Paul Hornung, 1957-62, 1964-66
- Jan Stenerud, 1980-83
- Al Del Greco, 1984-87

## Most Field Goals, 50 or More Yards, Season

- |                       |                        |
|-----------------------|------------------------|
| 6 Chris Jacke, 1993   | 2 Chester Marcol, 1972 |
| 5 Mason Crosby, 2013  | Jan Stenerud, 1981     |
| 4 Ryan Longwell, 2005 | Al Del Greco, 1986     |
| Mason Crosby, 2014    | Chris Jacke, 1990      |
| Mason Crosby, 2015    | Chris Jacke, 1992      |
| 3 Chris Jacke, 1995   | Ryan Longwell, 2004    |
| Ryan Longwell, 2000   | Mason Crosby, 2009     |
| Mason Crosby, 2007    | Mason Crosby, 2010     |
| Mason Crosby, 2008    | Mason Crosby, 2011     |
|                       | Mason Crosby, 2012     |

## Most Field Goals, 50 or More Yards, Game

- 2 Ryan Longwell, at Atl., Nov. 13, 2005

## SAFETIES

## Most Safeties, Career

- 2 Willie Davis, 1960-69
- Tim Harris, 1986-90

## Most Safeties, Season

- \*2 Tim Harris, 1988

## Most Safeties, Game

- 1 24 times

(last: Intentional-grounding penalty in end zone, vs. Det, Dec. 28, 2014)

\* — holds or shares NFL record



**Most Consecutive Seasons Leading Team**

7 Jim Taylor, 1960-66	3 Clarke Hinkle, 1932-34
5 John Brockington, 1971-75	Edgar Bennett, 1994-96
Ahman Green, 2000-04	Ryan Grant, 2007-09
4 Tony Canadeo, 1946-49	Eddie Lacy, 2013-15

**Most Yards Rushing, Career**

8,322 Ahman Green, 2000-06, 2009 (8 seasons)
8,207 Jim Taylor, 1958-66 (9 seasons)
5,024 John Brockington, 1971-77 (7 seasons)
4,197 Tony Canadeo, 1941-44, 1946-52 (11 seasons)
4,143 Ryan Grant, 2007-12 (6 seasons)

**Most Seasons, 1,000 or More Yards Rushing**

6 Ahman Green, 2000-04, 2006
5 Jim Taylor, 1960-64
3 John Brockington, 1971-73
2 Dorsey Levens, 1997, 1999
Ryan Grant, 2008-09
Eddie Lacy, 2013-14
1 Tony Canadeo, 1949
Terdell Middleton, 1978
Edgar Bennett, 1995



Middleton

**Most Consecutive Seasons, 1,000 or More Yards Rushing**

5 Jim Taylor, 1960-64
Ahman Green, 2000-04
3 John Brockington, 1971-73
2 Ryan Grant, 2008-09
Eddie Lacy, 2013-14

**Most Yards Rushing, Season**

1,883 Ahman Green, 2003 (355 att.)
1,474 Jim Taylor, 1962 (272 att.)
1,435 Dorsey Levens, 1997 (329 att.)
1,387 Ahman Green, 2001 (304 att.)
1,307 Jim Taylor, 1961 (243 att.)
1,253 Ryan Grant, 2009 (282 att.)
1,240 Ahman Green, 2002 (286 att.)
1,203 Ryan Grant, 2008 (312 att.)
1,178 Eddie Lacy, 2013 (284 att.)
1,175 Ahman Green, 2000 (263 att.)
1,169 Jim Taylor, 1964 (235 att.)
1,163 Ahman Green, 2004 (259 att.)
1,144 John Brockington, 1973 (265 att.)
1,139 Eddie Lacy, 2014 (246 att.)
1,116 Terdell Middleton, 1978 (284 att.)
1,105 John Brockington, 1971 (216 att.)
1,101 Jim Taylor, 1960 (230 att.)
1,067 Edgar Bennett, 1995 (316 att.)



Green

**Most Yards Rushing, Rookie, Season**

1,178 Eddie Lacy, 2013 (284 att.)
1,105 John Brockington, 1971 (216 att.)
582 Samkon Gado, 2005 (143 att.)
556 Jamaal Williams, 2017 (153 att.)
545 Gerry Ellis, 1980 (126 att.)

**Most Yards Rushing, Game**

218 Ahman Green, vs. Den., Dec. 28, 2003 (20 att.)
192 Ahman Green, vs. Phi., Nov. 10, 2003 (29 att.)
190 Dorsey Levens, vs. DalC, Nov. 23, 1997 (33 att.)
186 Jim Taylor, vs. NYG, Dec. 3, 1961 (27 att.)
178 Najeh Davenport, vs. StLR, Nov. 29, 2004 (19 att.)
176 Ahman Green, at ChiB, Sept. 29, 2003 (19 att.)
171 Samkon Gado, vs. Det., Dec. 11, 2005 (29 att.)
169 Ahman Green, vs. TB, Nov. 4, 2001 (24 att.)
167 Billy Grimes, vs. NYY, Oct. 8, 1950 (10 att.)
165 Jim Taylor, at LARm, Dec. 13, 1964 (17 att.)

**Most Yards Rushing, Rookie, Game**

171 Samkon Gado, vs. Det., Dec. 11, 2005 (29 att.)
150 Eddie Lacy, vs. ChiB, Nov. 4, 2013 (22 att.)
149 John Brockington, at Min., Nov. 14, 1971 (23 att.)

**Most Games, 100 or More Yards Rushing, Career**

33 Ahman Green, 2000-06, 2009 (8 seasons)
26 Jim Taylor, 1958-66 (9 seasons)
13 John Brockington, 1971-77 (7 seasons)
12 Ryan Grant, 2007-12 (6 seasons)
11 Eddie Lacy, 2013-16 (4 seasons)

**Most Games, 100 or More Yards Rushing, Season**

10 Ahman Green, 2003	5 Tony Canadeo, 1949
7 Jim Taylor, 1962	Jim Taylor, 1960
Ahman Green, 2001	John Brockington, 1973
6 Dorsey Levens, 1997	Ahman Green, 2006
	Ryan Grant, 2007

**Most Consecutive Games, 100 or More Yards Rushing**

4 Ahman Green, 2003
Ahman Green, 2003-04
3 John Brockington, 1971
Dorsey Levens, 1997
Ahman Green, 2003
Ahman Green, 2006
2 18 times (last: Eddie Lacy, 2015)

**Longest Run From Scrimmage**

98 Ahman Green, vs. Den., Dec. 28, 2003 (TD)
97 Andy Uram, vs. ChiC, Oct. 8, 1939 (TD)
90 Ahman Green, vs. DalC, Oct. 24, 2004 (TD)
84 Jim Taylor, vs. Det., Nov. 8, 1964 (TD)
83 James Lofton, at NYG, Sept. 20, 1982 (TD) (WR)
Ahman Green, vs. Det., Sept. 9, 2001 (TD)
80 Jessie Clark, at StLC, Sept. 29, 1985
77 Tom Moore, vs. Det., Sept. 22, 1963 (TD)
76 Terdell Middleton, vs. Det., Oct. 1, 1978 (TD)
Najeh Davenport, at StLR, Oct. 19, 2003 (TD)
73 Billy Grimes, at ChiB, Oct. 15, 1950 (TD)
DeShawn Wynn, vs. Det., Dec. 28, 2008 (TD)

**AVERAGE GAIN, RUSHING****Highest Average Gain, Career (750 Attempts)**

4.58 Gerry Ellis, 1980-86 (836-3,826)
4.53 Jim Taylor, 1958-66 (1,811-8,207)
4.50 Ahman Green, 2000-06, 2009 (1,851-8,322)
4.36 Eddie Lacy, 2013-16 (788-3,435)
4.34 Ryan Grant, 2007-12 (955-4,143)

**Highest Average Gain, Season (75 Attempts)**

6.88 Tobin Rote, 1951 (76-523) (QB)
5.94 Ty Montgomery, 2015 (77-457)
5.71 Billy Grimes, 1950 (84-480)
5.58 Eddie Lee Ivery, 1984 (89-552)
5.54 James Starks, 2013 (89-493)

**Highest Average Gain, Game (10 attempts)**

16.7 Billy Grimes, vs. NYY, Oct. 8, 1950 (10-167)
---



In 2003, Ahman Green broke Jim Taylor's 1962 single-season Packers rushing record, the oldest of its kind in the NFL. Green also surpassed Taylor (left) on Green Bay's career rushing list in 2009.

**TOUCHDOWNS, RUSHING****Most Seasons Leading League**

2 Verne Lewellen, 1928, 1930
Jim Taylor, 1961-62
1 Clarke Hinkle, 1937
Ted Fritsch, 1946
Paul Hornung, 1960

**Most Consecutive Seasons Leading League**

2 Jim Taylor, 1961-62
-----------------------

**Most Seasons Leading Team**

6 Clarke Hinkle, 1932, 1936-1939, 1941
Ahman Green, 2000-04, 2006
5 Verne Lewellen, 1927-31
Ted Fritsch, 1943-47
Tobin Rote, 1951-52, 1954-56 (QB)
Paul Hornung, 1957-60, 1965
4 Jim Taylor, 1961-64
Donny Anderson, 1967-68, 1970-71
John Brockington, 1972-75
Brent Fullwood, 1987-90
Dorsey Levens, 1995-97, 1999
Ryan Grant, 2007-09, 2012

\* — holds or shares NFL record

**Most Consecutive Seasons Leading Team**

- 5 Verne Lewellen, 1927-31
- Ted Fritsch, 1943-47
- Ahman Green, 2000-04
- 4 Clarke Hinkle, 1936-39
- Paul Hornung, 1957-60
- Jim Taylor, 1961-64
- John Brockington, 1972-75
- Brent Fullwood, 1987-90



Brockington

**Most Rushing Touchdowns, Career**

- 81 Jim Taylor, 1958-66 (9 seasons)
- 54 Ahman Green, 2000-06, 2009 (8 seasons)
- 50 Paul Hornung, 1957-62, 1964-66 (9 seasons)
- 37 Verne Lewellen, 1924-32 (9 seasons)
- 35 Clarke Hinkle, 1932-41 (10 seasons)

**Most Rushing Touchdowns, Season**

- 19 Jim Taylor, 1962
- 13 Paul Hornung, 1960
- 15 Jim Taylor, 1961
- 12 Jim Taylor, 1964
- Ahman Green, 2003

**Most Rushing Touchdowns, Rookie, Season**

- 11 Eddie Lacy, 2013
- 6 Samkon Gado, 2005
- 5 Charles "Buckets" Goldenberg, 1933
- Gerry Ellis, 1980
- Brent Fullwood, 1987
- 4 Bob Monnett, 1933
- Charlie Sample, 1942
- Tom Moore, 1960
- Dave Hampton, 1969
- John Brockington, 1971
- Scott Hunter, 1971 (QB)
- DeShawn Wynn, 2007
- Aaron Jones, 2017
- Jamaal Williams, 2017



Ellis

**Most Rushing Touchdowns, Game**

- 4 Jim Taylor, at CleB, Oct. 15, 1961
- Jim Taylor, at ChiB, Nov. 4, 1962
- Jim Taylor, at Phi., Nov. 11, 1962
- Terdell Middleton, vs. Sea., Oct. 15, 1978
- Dorsey Levens, vs. Ari., Jan. 2, 2000

**Most Consecutive Games, Rushing for Touchdowns**

- 7 Paul Hornung, 1960
- 6 Terdell Middleton, 1978
- Ryan Grant, 2007
- 5 Tobin Rote, 1956
- Jim Taylor (twice) 1961, 1964
- Brent Fullwood, 1988
- Ahman Green, 2003-04
- 4 Verne Lewellen (3 times), 1929, 1929-30, 1931
- Chuck Sample, 1942
- Jim Taylor (3 times), 1961, 1962 (twice)
- Donny Anderson, 1971
- Ryan Grant, 2009
- Eddie Lacy, 2013

**PASSING****PASSER RATING**

Current rating system implemented in 1973

**Most Seasons Leading League**

- 3 Arnie Herber, 1932, 1934, 1936
- Bart Starr, 1962, 1964, 1966

**Most Consecutive Seasons Leading League**

- 2 Cecil Isbell, 1941-42
- Aaron Rodgers, 2011-12

**Highest Passer Rating, Career (800 attempts)**

- \*103.8 Aaron Rodgers, 2005-17 (13 seasons)
- 85.8 Brett Favre, 1992-2007 (16 seasons)
- 80.5 Bart Starr, 1956-71 (16 seasons)
- 73.8 Lynn Dickey, 1976-77, 1979-85 (9 seasons)
- 73.5 Don Majkowski, 1987-92 (6 seasons)

**Highest Passer Rating, Season (200 attempts)**

- \*122.5 Aaron Rodgers, 2011
- 112.2 Aaron Rodgers, 2014
- 108.0 Aaron Rodgers, 2012
- 105.0 Bart Starr, 1966
- 104.9 Aaron Rodgers, 2013

**Highest Passer Rating, Game (20 attempts)**

- 155.4 Aaron Rodgers, at CleB, Oct. 25, 2009
- 154.9 Brett Favre, at Oak., Dec. 22, 2003
- 154.5 Aaron Rodgers, vs. Car., Oct. 19, 2014
- 152.1 Lynn Dickey, vs. Pit., Sept. 11, 1983
- 151.2 Aaron Rodgers, at ChiB, Sept. 28, 2014

**ATTEMPTS****Most Seasons Leading League**

- 3 Arnie Herber, 1932, 1934, 1936
- 1 Cecil Isbell, 1941
- Brett Favre, 1999, 2005-06
- Irv Comp, 1944
- 2 Tobin Rote, 1954, 1956
- Don Majkowski, 1989

**Most Seasons Leading Team**

- 16 Brett Favre, 1992-2007
- 13 Bart Starr, 1957-68, 1970
- 9 Aaron Rodgers, 2008-16
- 8 Lynn Dickey, 1976-77, 1980-85
- 7 Arnie Herber, 1932-37, 1939
- 6 Tobin Rote, 1950-51, 1953-56

**Most Consecutive Seasons Leading Team**

- 16 Brett Favre, 1992-2007
- 12 Bart Starr, 1957-68
- 9 Aaron Rodgers, 2008-16
- 6 Arnie Herber, 1932-37
- Lynn Dickey, 1980-85



Starr

**Most Passes Attempted, Career**

- 8,754 Brett Favre, 1992-2007 (16 seasons) (\*10,169 career)
- 4,895 Aaron Rodgers, 2005-17 (13 seasons)
- 3,149 Bart Starr, 1956-71 (16 seasons)
- 2,831 Lynn Dickey, 1976-77, 1979-85 (9 seasons)
- 1,854 Tobin Rote, 1950-56 (7 seasons)

**Most Passes Attempted, Season**

- 613 Brett Favre, 2006
- 610 Aaron Rodgers, 2016
- 607 Brett Favre, 2005
- 599 Don Majkowski, 1989
- 595 Brett Favre, 1999

**Most Passes Attempted, Rookie, Season**

- 224 Tobin Rote, 1950
- 127 Don Majkowski, 1987
- 177 Babe Parilli, 1952
- 106 Stan Heath, 1949
- 163 Scott Hunter, 1971

**Most Passes Attempted, Game**

- 61 Brett Favre, vs. SF, Oct. 14, 1996 (28 comp.)
- Aaron Rodgers, vs. Det., Nov. 15, 2015 (35 comp.)
- 59 Don Majkowski, at Det., Nov. 12, 1989 (34 comp.)
- 58 Brett Favre, at ChiB, Dec. 4, 2005 (31 comp.)
- 56 Aaron Rodgers, vs. ChiB, Oct. 20, 2016 (39 comp.)

**COMPLETIONS****Most Seasons Leading League**

- 3 Arnie Herber, 1932, 1934, 1936
- 2 Cecil Isbell, 1941-42
- Tobin Rote, 1954, 1956
- Brett Favre, 1998, 2005
- 1 Don Majkowski, 1989

**Most Consecutive Seasons Leading League**

- 2 Cecil Isbell, 1941-42

**Most Passes Completed, Career**

- 5,377 Brett Favre, 1992-2007 (16 seasons) (\*6,300 career)
- 3,188 Aaron Rodgers, 2005-17 (13 seasons)
- 1,808 Bart Starr, 1956-71 (16 seasons)
- 1,592 Lynn Dickey, 1976-77, 1979-85 (9 seasons)
- 889 Don Majkowski, 1987-92 (6 seasons)

**Most Passes Completed, Season**

- 401 Aaron Rodgers, 2016 (610 att.)
- 372 Brett Favre, 2005 (607 att.)
- 371 Aaron Rodgers, 2012 (552 att.)
- 363 Brett Favre, 1994 (582 att.)
- 359 Brett Favre, 1995 (570 att.)

**Most Passes Completed, Rookie, Season**

- 83 Tobin Rote, 1950 (224 att.)
- 77 Babe Parilli, 1952 (177 att.)
- 75 Scott Hunter, 1971 (163 att.)
- 55 Don Majkowski, 1987 (127 att.)
- 50 David Whitehurst, 1977 (105 att.)

**Most Passes Completed, Game**

- 39 Aaron Rodgers, vs. ChiB, Oct. 20, 2016 (56 att.)
- 36 Brett Favre, at ChiB, Dec. 5, 1993 (54 att.)
- 35 Lynn Dickey, at TB, Oct. 12, 1980 (51 att.)
- Aaron Rodgers, vs. Det., Nov. 15, 2015 (61 att.)
- Brett Hundley, at CleB, Dec. 10, 2017 (46 att.)
- 34 Don Majkowski, at Det., Nov. 12, 1989 (59 att.)
- Aaron Rodgers, at ChiB, Sept. 27, 2010 (45 att.)
- Aaron Rodgers, vs. Was., Sept. 15, 2013 (42 att.)
- 33 Brett Favre, at Atl., Oct. 4, 1992 (43 att.)
- Brett Favre, at HouT, Nov. 21, 2004 (50 att.)
- Brett Favre, vs. Min., Nov. 11, 2007 (46 att.)
- Aaron Rodgers, at Atl., Sept. 17, 2017 (50 att.)

\* — holds or shares NFL record

**Most Consecutive Passes Completed**

- 20 Brett Favre, at Det., Nov. 22, 2007  
 18 Lynn Dickey, at HouO, Sept. 4, 1983  
 Don Majkowski, vs. NO, Sept. 17, 1989

**COMPLETION PERCENTAGE****Most Seasons Leading League**

- 3 Bart Starr, 1962, 1968-69  
 1 Brett Favre, 1998

**Most Consecutive Seasons Leading League**

- 2 Bart Starr, 1968-69

**Highest Completion Percentage, Career (500 attempts)**

- 65.13 Aaron Rodgers, 2005-17 (3,188-4,895)  
 61.42 Brett Favre, 1992-2007 (5,377-8,754)  
 57.42 Bart Starr, 1956-71 (1,808-3,149)  
 56.23 Lynn Dickey, 1976-77, 1979-85 (1,592-2,831)  
 55.32 Don Majkowski, 1987-92 (889-1,607)

**Highest Completion Percentage, Season (140 attempts)**

- 68.33 Aaron Rodgers, 2011 (343-502)  
 67.21 Aaron Rodgers, 2012 (371-552)  
 66.55 Aaron Rodgers, 2013 (193-290)  
 66.54 Brett Favre, 2007 (356-535)  
 65.73 Aaron Rodgers, 2016 (401-610)

**Highest Completion Percentage, Rookie, Season (60 attempts)**

- 50.00 Irv Comp, 1943 (46-92)  
 47.62 David Whitehurst, 1977 (50-105)  
 46.01 Scott Hunter, 1971 (75-163)  
 43.55 Randy Wright, 1984 (27-62)  
 43.50 Babe Parilli, 1952 (77-177)

**Highest Completion Percentage, Game (20 attempts)**

- 90.48 Lynn Dickey, at NO, Dec. 13, 1981 (19-21)  
 87.10 Lynn Dickey, at HouO, Sept. 4, 1983 (27-31)  
 86.36 Aaron Rodgers, vs. Car., Oct. 19, 2014 (19-22)  
 82.76 Aaron Rodgers, at Min., Oct. 27, 2013 (24-29)  
 82.14 Brett Favre, at CleB, Nov. 19, 1995 (23-28)

**YARDS PASSING****Most Seasons Leading League**

- 3 Arnie Herber, 1932, 1934, 1936  
 2 Cecil Isbell, 1941-42  
 Brett Favre, 1995, 1998  
 1 Irv Comp, 1944  
 Tobin Rote, 1956  
 Lynn Dickey, 1983  
 Don Majkowski, 1989



Herber

**Most Consecutive Seasons Leading League**

- 2 Cecil Isbell, 1941-42

**Most Seasons Leading Team**

- 16 Brett Favre, 1992-2007  
 12 Bart Starr, 1957, 1959-68, 1970  
 9 Aaron Rodgers, 2008-16  
 8 Lynn Dickey, 1976-77, 1980-85  
 7 Arnie Herber, 1932-37, 1939  
 6 Tobin Rote, 1950-51, 1953-56

**Most Consecutive Seasons Leading Team**

- 16 Brett Favre, 1992-2007  
 10 Bart Starr, 1959-68  
 9 Aaron Rodgers, 2008-16  
 6 Arnie Herber, 1932-37  
 Lynn Dickey, 1980-85  
 4 Tobin Rote, 1953-56  
 3 Cecil Isbell, 1940-42  
 Irv Comp, 1944-46  
 Don Majkowski, 1988-90

**Most Yards Passing, Career**

- 61,655 Brett Favre, 1992-2007 (16 seasons)  
 38,502 Aaron Rodgers, 2005-17 (13 seasons)  
 24,718 Bart Starr, 1956-71 (16 seasons)  
 21,369 Lynn Dickey, 1976-77, 1979-85 (9 seasons)  
 11,535 Tobin Rote, 1950-56 (7 seasons)

**Most Seasons, 3,000 or More Yards Passing**

- 16 Brett Favre, 1992-2007 (\*18 career)  
 8 Aaron Rodgers, 2008-12, 2014-16  
 3 Lynn Dickey, 1980, 1983-84  
 1 Randy Wright, 1986  
 Don Majkowski, 1989

**Most Consecutive Seasons, 3,000 or More Yards Passing**

- 16 Brett Favre, 1992-2007 (\*18 career)  
 5 Aaron Rodgers, 2008-12  
 3 Aaron Rodgers, 2014-16  
 2 Lynn Dickey, 1983-84

**Most Yards Passing, Season**

- 4,643 Aaron Rodgers, 2011 (502 att.)  
 4,458 Lynn Dickey, 1983 (484 att.)  
 4,434 Aaron Rodgers, 2009 (541 att.)  
 4,428 Aaron Rodgers, 2016 (610 att.)  
 4,413 Brett Favre, 1995 (570 att.)  
 4,381 Aaron Rodgers, 2014 (520 att.)  
 4,318 Don Majkowski, 1989 (599 att.)  
 4,295 Aaron Rodgers, 2012 (552 att.)  
 4,212 Brett Favre, 1998 (551 att.)  
 4,155 Brett Favre, 2007 (535 att.)  
 4,091 Brett Favre, 1999 (595 att.)  
 4,088 Brett Favre, 2004 (540 att.)  
 4,038 Aaron Rodgers, 2008 (536 att.)  
 3,922 Aaron Rodgers, 2010 (475 att.)  
 3,921 Brett Favre, 2001 (510 att.)  
 3,899 Brett Favre, 1996 (543 att.)  
 3,885 Brett Favre, 2006 (613 att.)



Dickey

**Most Yards Passing, Rookie, Season**

- 1,416 Babe Parilli, 1952 (177 att.)  
 1,231 Tobin Rote, 1950 (224 att.)  
 1,210 Scott Hunter, 1971 (163 att.)  
 875 Don Majkowski, 1987 (127 att.)  
 662 Irv Comp, 1943 (92 att.)

**Most Yards Passing, Game**

- 480 Matt Flynn, vs. Det., Jan. 1, 2012 (31 comp.)  
 Aaron Rodgers, vs. Was., Sept. 15, 2013 (34 comp.)  
 418 Lynn Dickey, at TB, Oct. 12, 1980 (35 comp.)  
 Aaron Rodgers, at NO, Oct. 26, 2014 (28 comp.)  
 410 Don Horn, vs. StLC, Dec. 21, 1969 (22 comp.)  
 408 Aaron Rodgers, vs. Den., Oct. 2, 2011 (29 comp.)  
 404 Aaron Rodgers, vs. NYG, Dec. 26, 2010 (25 comp.)  
 402 Brett Favre, at ChiB, Dec. 5, 1993 (36 comp.)  
 399 Brett Favre, at Oak, Dec. 22, 2003 (22 comp.)  
 396 Aaron Rodgers, at Atl., Oct. 9, 2011 (26 comp.)  
 395 Brett Favre, vs. SF, Oct. 14, 1996 (28 comp.)  
 390 Brett Favre, vs. TB, Oct. 10, 1999 (22 comp.)

**Most Games, 300 or More Yards Passing, Career**

- 55 Brett Favre, 1992-2007  
 52 Aaron Rodgers, 2005-17  
 15 Lynn Dickey, 1976-77, 1979-85  
 9 Don Majkowski, 1987-92  
 5 Bart Starr, 1956-71

**Most Games, 300 or More Yards Passing, Season**

- |                       |                     |
|-----------------------|---------------------|
| 8 Aaron Rodgers, 2011 | 4 Lynn Dickey, 1984 |
| Aaron Rodgers, 2014   | Brett Favre, 1994   |
| 7 Brett Favre, 1995   | Brett Favre, 1998   |
| Brett Favre, 2007     | Brett Favre, 2001   |
| 6 Don Majkowski, 1989 | Brett Favre, 2005   |
| Brett Favre, 1999     | Aaron Rodgers, 2008 |
| Aaron Rodgers, 2012   | Aaron Rodgers, 2013 |
| Aaron Rodgers, 2016   |                     |
| 5 Lynn Dickey, 1983   |                     |
| Brett Favre, 2004     |                     |
| Aaron Rodgers, 2009   |                     |
| Aaron Rodgers, 2010   |                     |

**Most Consecutive Games, 300 or More Yards Passing**

- 5 Aaron Rodgers, 2016-17  
 4 Aaron Rodgers, 2011, 2012-13  
 3 Lynn Dickey, 1984  
 Brett Favre, 2007 (twice)  
 Aaron Rodgers, 2014, '16  
 2 Lynn Dickey, 1983 (twice)  
 Don Majkowski, 1989  
 Brett Favre, 1995, '97, '98, '99, 2004, '06  
 Aaron Rodgers, 2009 (twice), '10, '11 (twice), '12, '13, '14, '15

**Longest Pass Completion (All TDs)**

- \*99 Brett Favre to Robert Brooks, at ChiB, Sept. 11, 1995  
 96 Tobin Rote to Billy Grimes, at SF, Dec. 10, 1950  
 95 Lynn Dickey to Steve Odom, at Min., Oct. 2, 1977  
 93 Aaron Rodgers to Jordy Nelson, vs. StLR, Oct. 16, 2011  
 92 Arnie Herber to Don Hutson, vs. ChiC, Oct. 8, 1939  
 91 Bart Starr to Boyd Dowler, at LARm, Dec. 17, 1960

**Shortest Pass Completion (TD)**

- 4 in. Cecil Isbell to Don Hutson, vs. CleR, Oct. 18, 1942

\* — holds or shares NFL record

## AVERAGE GAIN, PASSING

### Most Seasons Leading League

- 3 Arnie Herber, 1932, 1934, 1936
- Bart Starr, 1966-68
- 1 Lynn Dickey, 1983
- Aaron Rodgers, 2011

### Most Consecutive Seasons Leading League

- 3 Bart Starr, 1966-68

### Highest Average Gain, Career (800 attempts)

- 7.87 Aaron Rodgers, 2005-17 (38,502 yds., 4,895 att.)
- 7.85 Bart Starr, 1956-71 (24,718 yds., 3,149 att.)
- 7.55 Lynn Dickey, 1976-77, 1979-85 (21,369 yds., 2,831 att.)
- 7.27 Cecil Isbell, 1938-42 (5,945 yds., 818 att.)
- 7.04 Brett Favre, 1992-2007 (61,655 yds., 8,754 att.)

### Highest Average Gain, Season (200 attempts)

- 9.25 Aaron Rodgers, 2011 (4,643 yds., 502 att.)
- 9.21 Lynn Dickey, 1983 (4,458 yds., 484 att.)
- 8.99 Bart Starr, 1966 (2,257 yds., 251 att.)
- 8.74 Aaron Rodgers, 2012 (2,536 yds., 290 att.)
- 8.68 Bart Starr, 1967 (1,823 yds., 210 att.)

### Highest Average Gain, Game (20 attempts)

- 15.86 Cecil Isbell, Nov. 1, 1942, vs. ChiC (333 yds., 21 att.)
- 14.85 Babe Parilli, Oct. 19, 1958, at Was. (297 yds., 20 att.)
- 14.52 Brett Favre, Nov. 16, 1997, at Ind. (363 yds., 25 att.)
- 14.50 Lynn Dickey, Sept. 11, 1983, vs. Pit. (290 yds., 20 att.)
- 13.96 Bart Starr, Sept. 17, 1967, vs. Det. (321 yds., 23 att.)

## TOUCHDOWN PASSES

### Most Seasons Leading League

- \*4 Brett Favre, 1995-97, 2003
- 3 Arnie Herber, 1932, 1934, 1936
- 2 Cecil Isbell, 1941-42
- Tobin Rote, 1955-56
- 1 Lynn Dickey, 1983
- Aaron Rodgers, 2016



Rote

### Most Consecutive Seasons Leading League

- 3 Brett Favre, 1995-97
- 2 Cecil Isbell, 1941-42
- Tobin Rote, 1955-56

### Most Touchdown Passes, Career

- 442 Brett Favre, 1992-2007 (16 seasons)
- 313 Aaron Rodgers, 2005-17 (13 seasons)
- 152 Bart Starr, 1956-71 (16 seasons)
- 133 Lynn Dickey, 1976-77, 1979-85 (9 seasons)
- 89 Tobin Rote, 1950-56 (7 seasons)

### Most Touchdown Passes, Season

- 45 Aaron Rodgers, 2011
- 40 Aaron Rodgers, 2016
- 39 Brett Favre, 1996
- Aaron Rodgers, 2012
- 38 Brett Favre, 1995
- Aaron Rodgers, 2014

### Most Touchdown Passes, Rookie, Season

- 13 Babe Parilli, 1952
- 7 Cecil Isbell, 1938
- Irv Comp, 1943
- Tobin Rote, 1950
- Scott Hunter, 1971



Favre

### Most Touchdown Passes, Game

- 6 Matt Flynn, vs. Det., Jan. 1, 2012
- Aaron Rodgers, at HouT., Oct. 14, 2012
- Aaron Rodgers, vs. ChiB, Nov. 9, 2014
- 5 Cecil Isbell, vs. ChiC, Nov. 1, 1942
- Don Horn, vs. STL, Dec. 21, 1969
- Lynn Dickey, at NO, Dec. 13, 1981
- Lynn Dickey, at HouO., Sept. 4, 1983
- Brett Favre, vs. ChiB, Nov. 12, 1995
- Brett Favre, vs. Min., Sept. 21, 1997
- Brett Favre, at Car., Sept. 27, 1998
- Aaron Rodgers, vs. ChiB, Dec. 25, 2011
- Aaron Rodgers, vs. KC, Sept. 28, 2015
- 4 44 times (most: Aaron Rodgers, 17; last: Rodgers vs. ChiB, Sept. 28, 2017)



Isbell

### Most Games, Four or More TD Passes, Career

- 21 Aaron Rodgers, 2005-17 (13 seasons)
- 19 Brett Favre, 1992-2007 (16 seasons)
- 5 Lynn Dickey, 1976-77, 1979-85 (9 seasons)
- 2 Bart Starr, 1956-71 (16 seasons)
- Matt Flynn, 2008-11, 2013 (5 seasons)

### Most Games, Four or More TD Passes, Season

- |                       |                     |
|-----------------------|---------------------|
| 5 Brett Favre, 1996   | 2 Lynn Dickey, 1983 |
| Aaron Rodgers, 2011   | Lynn Dickey, 1984   |
| 4 Aaron Rodgers, 2012 | Brett Favre, 1997   |
| Aaron Rodgers, 2016   | Brett Favre, 2003   |
| 3 Brett Favre, 1995   | Brett Favre, 2004   |
|                       | Aaron Rodgers, 2010 |
|                       | Aaron Rodgers, 2014 |
|                       | Aaron Rodgers, 2015 |

### Most Consecutive Games, Four or More TD Passes

- 2 Brett Favre (Gm 5-6, 1996)
- Brett Favre (Gm 14-15, 2003)
- Aaron Rodgers (Gm 8-9, 2011)
- Aaron Rodgers (Gm 15-16, 2016)

### Most Consecutive Games, Touchdown Pass

- 36 Brett Favre (Gm 8-16, 2002; Gm 1-16, 2003; Gm 1-11, 2004)
- 22 Cecil Isbell (Gm 1-11, 1941; Gm 1-11, 1942)
- Aaron Rodgers (Gm 8-16, 2015; Gm 1-13, 2016)
- 19 Aaron Rodgers (Gm 10-16, 2008; Gm 1-12, 2009)
- Aaron Rodgers (Gm 15-16, 2010; Gm 1-15, 2011; Gm 1-2, 2012)
- 18 Brett Favre (Gm 3-16, 1997; Gm 1-4, 1998)

## HAD INTERCEPTED

### Most Consecutive Attempts, Without Interception

- 294 Bart Starr, 1964-65
- 202 Aaron Rodgers, 2014
- 251 Aaron Rodgers, 2016-17
- 197 Aaron Rodgers, 2014-15
- 212 Aaron Rodgers, 2014
- 181 Aaron Rodgers, 2010

### Most Passes Had Intercepted, Career

- 286 Brett Favre, 1992-2007 (16 seasons) (\*336 career)
- 151 Lynn Dickey, 1976-77, 1979-85 (9 seasons)
- 138 Bart Starr, 1956-71 (16 seasons)
- 119 Tobin Rote, 1950-56 (7 seasons)
- 90 Arnie Herber, 1930-40 (11 seasons)

### Most Passes Had Intercepted, Season

- 29 Lynn Dickey, 1983 (484 att.)
- 21 Irv Comp, 1944 (177 att.)
- Brett Favre, 2005 (607 att.)
- Jack Jacobs, 1948 (184 att.)
- 25 Lynn Dickey, 1980 (478 att.)
- John Hadl, 1975 (353 att.)
- 24 Tobin Rote, 1950 (224 att.)
- Brett Favre, 2003 (471 att.)
- Brett Favre, 1993 (522 att.)
- 23 Randy Wright, 1986 (492 att.)
- Brett Favre, 1998 (551 att.)
- Brett Favre, 1999 (595 att.)

### Fewest Passes Had Intercepted, Season (200 attempts)

- 3 Bart Starr, 1966 (251 attempts)
- 4 Bart Starr, 1964 (272 attempts)
- 5 Aaron Rodgers, 2014 (520 attempts)
- 6 Aaron Rodgers, 2011 (502 attempts)
- Aaron Rodgers, 2013 (290 attempts)
- Aaron Rodgers, 2017 (238 attempts)

\* — holds or shares NFL record



**Most Passes Had Intercepted, Game**

- Tom O'Malley, vs. Det., Sept. 17, 1950 (15 att.)
- Cecil Isbell, at NYG, Nov. 20, 1938 (19 att.)
- Jack Jacobs, at NYG, Nov. 23, 1947 (24 att.)
- Jack Jacobs, at Phi., Dec. 14, 1947 (36 att.)
- Tobin Rote, vs. LARm, Oct. 16, 1955 (40 att.)
- Bart Starr, vs. ChiB, Sept. 24, 1967 (19 att.)
- Randy Wright, at NO, Sept. 14, 1986 (44 att.)
- Don Majkowski, at TB, Oct. 14, 1990 (42 att.)
- Brett Favre, at Cin., Oct. 30, 2005 (39 att.)

**Most Attempts, No Interceptions, Game**

- Aaron Rodgers, vs. Det., Nov. 15, 2015
- Aaron Rodgers, vs. ChiB, Oct. 20, 2016
- Aaron Rodgers, at Pit., Dec. 20, 2009
- Don Majkowski, at Det., Sept. 30, 1990
- Brett Favre, vs. Min., Nov. 11, 2007
- Brett Hundley, at CleB, Dec. 10, 2017
- Brett Favre, vs. SD, Sept. 23, 2007
- Brett Favre, at Min., Sept. 30, 2007
- Aaron Rodgers, vs. SF, Nov. 22, 2009



Majkowski

**LOWEST PERCENTAGE, PASSES HAD INTERCEPTED****Most Seasons Leading League**

- Bart Starr, 1962, 1964, 1966
- Aaron Rodgers, 2009, 2014

**Lowest Percentage, Career (800 attempts)**

- 1.59 Aaron Rodgers, 2005-2017 (78 int., 4,895 att.)
- 3.27 Brett Favre, 1992-2007 (286 int., 8,754 att.)
- 3.48 Don Majkowski, 1987-92 (56 int., 1,607 att.)
- 4.38 Bart Starr, 1956-71 (138 int., 3,149 att.)
- 5.09 Randy Wright, 1984-88 (57 int., 1,119 att.)

**Lowest Percentage, Season (200 attempts)**

- 0.96 Aaron Rodgers, 2014 (6 int., 520 att.)
- 1.15 Aaron Rodgers, 2016 (7 int., 610 att.)
- 1.20 Bart Starr, 1966 (3 int., 251 att.)
- 1.20 Aaron Rodgers, 2011 (6 int., 502 att.)
- 1.29 Aaron Rodgers, 2009 (7 int., 541 att.)

**TIMES SACKED**

Became official team statistic in 1963

**Most Times Sacked, Career**

- 438 Brett Favre, 1992-2007 (16 seasons) (\*525 career)
- 363 Aaron Rodgers, 2005-17 (13 seasons)
- 268 Lynn Dickey, 1976-77, 1979-85 (9 seasons)
- 235 Bart Starr, 1963-71 (9 seasons)
- 159 Don Majkowski, 1987-92 (6 seasons)

**Most Times Sacked, Season**

- 51 Aaron Rodgers, 2012
- 50 Aaron Rodgers, 2009
- 47 Don Majkowski, 1989
- 46 Aaron Rodgers, 2015
- 42 Bart Starr, 1964

**Most Times Sacked, Game**

- Bart Starr, vs. Det., Nov. 7, 1965
- David Whitehurst, at SD, Sept. 24, 1978
- Lynn Dickey, at NYJ, Dec. 20, 1981
- Bart Starr, at Min., Oct. 5, 1969
- David Whitehurst, at Atl., Oct. 7, 1979
- Don Majkowski, at Min., Oct. 15, 1989
- Don Majkowski, at LARd, Nov. 11, 1990
- Brett Favre, at TB, Dec. 7, 1998
- Aaron Rodgers, at Min., Oct. 5, 2009
- Aaron Rodgers, at Sea, Sept. 24, 2012
- Aaron Rodgers, at Ari., Dec. 27, 2015

**JOHNNY BLOOD**

Johnny Blood might still be the most colorful player in the history of the National Football League. That might sound like hyperbole, but how many other players have been the inspiration for a Hollywood movie 70 years after retiring? And *Leatherheads*, released in 2008 and starring George Clooney, might not have done justice to Blood's eccentricities. Born John Victor McNally, he adopted the name Johnny Blood and used it exclusively throughout his 15-year, Hall of Fame playing career, including seven seasons with the Packers.

**PASS RECEIVING****RECEPTIONS****Most Seasons Leading League**

- \*8 Don Hutson, 1936-37, 1939, 1941-45
- 3 Sterling Sharpe, 1989, 1992-93

**Most Consecutive Seasons Leading League**

- \*5 Don Hutson, 1941-45
- 2 Sterling Sharpe, 1992-93

**Most Seasons Leading Team**

- 10 Don Hutson, 1936-45
- 8 James Lofton, 1978, 1980-86
- Boyd Dowler, 1959, 1962-65, 1967-68 (tied in '62)
- Sterling Sharpe, 1988-94
- 6 Billy Howton, 1952-57
- Donald Driver, 2002-03, 2005-07, 2009
- 4 Max McGee, 1958, 1960-62
- Antonio Freeman, 1996-99
- Jordy Nelson, 2011, 2013-14, 2016

**Most Consecutive Seasons Leading Team**

- 10 Don Hutson, 1936-45
- 6 Billy Howton, 1952-57
- 7 James Lofton, 1980-86
- 4 Boyd Dowler, 1962-65
- Sterling Sharpe, 1988-94
- Antonio Freeman, 1996-99

**Most Receptions, Career**

- 743 Donald Driver, 1999-2012 (14 seasons)
- 595 Sterling Sharpe, 1988-94 (7 seasons)
- 550 Jordy Nelson, 2008-14, 2016-17 (9 seasons)
- 530 James Lofton, 1978-86 (9 seasons)
- 488 Don Hutson, 1935-45 (11 seasons)

**Most Seasons, 50 or More Receptions**

- 9 Donald Driver, 2002-10
- 7 James Lofton, 1979-81, 1983-86
- Sterling Sharpe, 1988-94
- 6 Antonio Freeman, 1996-2001
- 5 Greg Jennings, 2007-11
- Jordy Nelson, 2011, 2013-14, 2016-17
- Randall Cobb, 2012, 2014-17
- 4 Ahman Green, 2000-03 (RB)
- James Jones, 2010, 2012-13, 2015
- 3 Don Hutson, 1941-42, 1944
- Billy Howton, 1952, 1954, 1956
- Paul Coffman, 1979, 1981, 1983 (TE)
- Edgar Bennett, 1993-95 (RB)
- Robert Brooks, 1994-95, 1997
- Bill Schroeder, 1999-2001
- Jermichael Finley, 2009, 2011-12 (TE)
- Davante Adams, 2015-17



Freeman


**Most Receptions, Season**

- 112 Sterling Sharpe, 1993 (16 games)
- 108 Sterling Sharpe, 1992 (16 games)
- 102 Robert Brooks, 1995 (16 games)
- 98 Jordy Nelson, 2014 (16 games)
- 97 Jordy Nelson, 2016 (16 games)
- 94 Sterling Sharpe, 1994 (16 games)
- 92 Donald Driver, 2006 (16 games)
- 91 Randall Cobb, 2014 (16 games)
- 90 Sterling Sharpe, 1989 (16 games)
- 89 Javon Walker, 2004 (16 games)
- 86 Donald Driver, 2005 (16 games)
- 85 Jordy Nelson, 2013 (16 games)

**Most Receptions, Rookie, Season**

- 55 Sterling Sharpe, 1988
- 53 Billy Howton, 1952
- 47 James Jones, 2007
- 46 James Lofton, 1978
- 48 Gerry Ellis, 1980 (RB)

\* — holds or shares NFL record



## Most Receptions, Game

- 14 Don Hutson, at NYG, Nov. 22, 1942 (134 yds.)
- 13 Don Hutson, vs. CleR, Oct. 18, 1942 (209 yds.)
- Davante Adams, vs. ChiB, Oct. 20, 2016 (132 yds.)
- 12 Ken Pace, at Den., Sept. 29, 1975 (167 yds.)
- Victor Workman, vs. Min., Sept. 6, 1992 (50 yds.) (RB)
- Davante Adams, at Atl., Oct. 30, 2016 (74 yds.)
- Jordy Nelson, at TenT, Nov. 13, 2016 (126 yds.)
- 11 Don Hutson, vs. Card-Pitt, Oct. 8, 1944 (207 yds.)
- Bob Mann, at LARm, Dec. 16, 1951 (123 yds.)
- Billy Howton, at BalC, Oct. 24, 1954 (147 yds.)
- Eddie Lee Ivery, at TB, Oct. 12, 1980 (128 yds.) (RB)
- Gerry Ellis, at TB, Nov. 22, 1981 (76 yds.) (FB)
- James Lofton, at Den., Oct. 15, 1984 (206 yds.)
- Sterling Sharpe, at NYG, Nov. 8, 1992 (160 yds.)
- Robert Brooks, vs. Pit., Dec. 24, 1995 (137 yds.)
- Don Beebe, vs. SF, Oct. 14, 1996 (220 yds.)
- Donald Driver, vs. Det., Nov. 10, 2002 (130 yds.)
- Javon Walker, at Ind., Sept. 26, 2004 (200 yds.)
- Javon Walker, vs. Jax, Dec. 19, 2004 (152 yds.)
- Donald Driver, at Min., Dec. 24, 2004 (162 yds.)
- James Jones, vs. Was., Sept. 15, 2013 (178 yds.)
- Randall Cobb, at TB, Dec. 21, 2014 (131 yds.)
- Randall Cobb, vs. ChiB, Oct. 20, 2016 (95 yds.)
- 10 Don Hutson, at ChiB, Nov. 15, 1942 (117 yds.)
- Max McGee, at Min., Oct. 14, 1962 (159 yds.)
- James Lofton, vs. Det., Oct. 6, 1985 (151 yds.)
- Sterling Sharpe, vs. Min., Nov. 26, 1989 (157 yds.)
- Sterling Sharpe, at PhOC, Nov. 18, 1990 (157 yds.)
- Sterling Sharpe, vs. Den., Oct. 10, 1993 (70 yds.)
- Sterling Sharpe, at TB, Oct. 24, 1993 (147 yds.)
- Sterling Sharpe, at ChiB, Dec. 5, 1993 (114 yds.)
- Edgar Bennett, vs. Mia., Sept. 11, 1994 (78 yds.) (RB)
- Sterling Sharpe, at Det., Dec. 4, 1994 (115 yds.)
- Robert Brooks, at DalC, Oct. 8, 1995 (124 yds.)
- Antonio Freeman, vs. ChiB, Dec. 1, 1996 (156 yds.)
- Antonio Freeman, at Car., Dec. 14, 1997 (166 yds.)
- Dorsey Levens, vs. Det., Nov. 21, 1999 (99 yds.) (RB)
- Donald Driver, vs. TenT, Oct. 11, 2004 (150 yds.)
- Donald Driver, at HouT, Nov. 21, 2004 (148 yds.)
- Donald Driver, at Atl., Nov. 13, 2005 (114 yds.)
- Donald Driver, at Mia., Oct. 22, 2006 (93 yds.)
- Donald Driver, at Det., Nov. 22, 2007 (147 yds.)
- Jordy Nelson, at ChiB, Dec. 29, 2013 (161 yds.)
- Jordy Nelson, at ChiB, Sept. 28, 2014 (108 yds.)
- Randall Cobb, vs. Phi., Nov. 16, 2014 (129 yds.)
- Davante Adams, vs. Det., Nov. 15, 2015 (79 yds.)
- Ty Montgomery, vs. DalC, Oct. 16, 2016 (98 yds.) (RB)
- Ty Montgomery, vs. ChiB, Oct. 20, 2016 (66 yds.) (RB)
- Davante Adams, at CleB, Dec. 10, 2017 (84 yds.)

## Most Consecutive Games, Reception

- 133 Donald Driver, Game 16, 2001 - Game 1, 2003; Game 3, 2003 - Game 15, 2007; Game 1, 2008 - Game 6, 2010
- 103 Sterling Sharpe, Game 10, 1988 - Game 16, 1994
- 68 Randall Cobb, Games 13-15, 2011; Games 1-15, 2012; Games 1-5, 2013; Game 16, 2013 - Game 6, 2016; Games 8-13, 2016
- 60 Edgar Bennett, Game 1, 1993 - Game 12, 1996 (RB)
- 58 James Lofton, Game 8, 1979 - Game 8, 1983

## RECEIVING YARDS

### Most Seasons Leading League

- \*7 Don Hutson, 1936, 1938-39, 1941-44
- 2 Billy Howton, 1952, 1956
- 1 Sterling Sharpe, 1992
- Antonio Freeman, 1998

### Most Consecutive Seasons Leading League

- \*4 Don Hutson, 1941-44

### Most Seasons Leading Team

- 11 Don Hutson, 1935-45
- 9 James Lofton, 1978-86
- 7 Sterling Sharpe, 1988-94
- 6 Billy Howton, 1952-57
- Carroll Dale, 1966, 1968-72

### Most Consecutive Seasons Leading Team

- 11 Don Hutson, 1935-45
- 9 James Lofton, 1978-86
- 7 Sterling Sharpe, 1988-94
- 6 Billy Howton, 1952-57
- 5 Max McGee, 1958-62
- Carroll Dale, 1968-72



Howton



Dale

## Most Yards Receiving, Career

- 10,137 Donald Driver, 1999-2012 (14 seasons)
- 9,656 James Lofton, 1978-86 (9 seasons)
- 8,134 Sterling Sharpe, 1988-94 (7 seasons)
- 7,991 Don Hutson, 1935-45 (11 seasons)
- 7,848 Jordy Nelson, 2008-14, 2016-17 (9 seasons)

## Most Seasons, 1,000 or More Yards Receiving

- 7 Donald Driver, 2002, 2004-09
- 5 James Lofton, 1980-81, 1983-85
- Sterling Sharpe, 1989-90, 1992-94
- 4 Jordy Nelson, 2011, 2013-14, 2016
- 3 Antonio Freeman, 1997-99
- Greg Jennings, 2008-10
- 2 Billy Howton, 1952, 1956
- Robert Brooks, 1995, 1997
- 1 Don Hutson, 1942
- Bill Schroeder, 1999
- Javon Walker, 2004
- Randall Cobb, 2014

## Most Yards Receiving, Season

- 1,519 Jordy Nelson, 2014 (16 games)
- 1,497 Robert Brooks, 1995 (16 games)
- 1,461 Sterling Sharpe, 1992 (16 games)
- 1,424 Antonio Freeman, 1998 (15 games)
- 1,423 Sterling Sharpe, 1989 (16 games)
- 1,382 Javon Walker, 2004 (16 games)
- 1,361 James Lofton, 1984 (16 games)
- 1,314 Jordy Nelson, 2013 (16 games)
- 1,300 James Lofton, 1983 (16 games)
- 1,295 Donald Driver, 2006 (16 games)
- 1,294 James Lofton, 1981 (16 games)
- 1,292 Greg Jennings, 2008 (16 games)
- 1,287 Randall Cobb, 2014 (16 games)



Brooks

## Most Yards Receiving, Rookie, Season

- 1,231 Billy Howton, 1952 (12 games)
- 818 James Lofton, 1978 (16 games)
- 791 Sterling Sharpe, 1988 (16 games)
- 676 James Jones, 2007 (16 games)
- 632 Greg Jennings, 2006 (14 games)

## Most Yards Receiving, Game

- 257 Billy Howton, vs. LARm, Oct. 21, 1956 (7 rec.)
- 237 Don Hutson, at Bkn., Nov. 21, 1943 (8 rec.)
- 220 Don Beebe, vs. SF, Oct. 14, 1996 (11 rec.)
- 209 Don Hutson, vs. CleR, Oct. 18, 1942 (13 rec.)
- Jordy Nelson, vs. NYJ, Sept. 14, 2014 (9 rec.)
- 207 Don Hutson, vs. Chic, Nov. 1, 1942 (5 rec.)
- Don Hutson, vs. Card-Pitt, Oct. 8, 1944 (11 rec.)
- 206 James Lofton, at Den., Oct. 15, 1984 (11 rec.)
- 205 Carroll Dale, vs. Det., Sept. 29, 1968 (6 rec.)
- 200 Billy Howton, at LARm, Dec. 7, 1952 (6 rec.)
- Javon Walker, at Ind., Sept. 26, 2004 (11 rec.)

## Most Games, 200 or More Yards Receiving, Career

- 4 Don Hutson, 1935-45
- 2 Billy Howton, 1952-58
- 1 Carroll Dale, 1965-72
- James Lofton, 1978-86
- Don Beebe, 1996-97
- Javon Walker, 2002-05
- Jordy Nelson, 2008-14, 2016-17

## Most Games, 200 or More Yards Receiving, Season

- 2 Don Hutson, 1942

## Most Games, 100 or More Yards Receiving, Career

- 32 James Lofton, 1978-86
- 29 Sterling Sharpe, 1988-94
- 25 Jordy Nelson, 2008-14, 2016-17
- 24 Don Hutson, 1935-45
- 23 Greg Jennings, 2006-12

## Most Games, 100 or More Yards Receiving, Season

- |                         |                       |
|-------------------------|-----------------------|
| 9 Robert Brooks, 1995   | 5 James Lofton, 1980  |
| 7 Sterling Sharpe, 1992 | James Lofton, 1983    |
| Jordy Nelson, 2014      | Sterling Sharpe, 1993 |
| 6 Don Hutson, 1942      | Sterling Sharpe, 1984 |
| Billy Howton, 1952      | Bill Schroeder, 2001  |
| James Lofton, 1984      | Javon Walker, 2004    |
| Sterling Sharpe, 1989   | Donald Driver, 2005   |
| Antonio Freeman, 1998   | Greg Jennings, 2008   |
|                         | Greg Jennings, 2009   |
|                         | Greg Jennings, 2010   |
|                         | Jordy Nelson, 2011    |
|                         | Randall Cobb, 2014    |
|                         | Jordy Nelson, 2016    |

\* — holds or shares NFL record

**Most Consecutive Games, 100 or More Yards Receiving**

- 4 Don Hutson, 1945  
James Lofton, 1982-83
- 3 Billy Howton, 1952  
James Lofton, 1984  
Robert Brooks, 1995  
Robert Brooks, 1995  
Antonio Freeman, 1998  
Greg Jennings, 2008  
Greg Jennings, 2010



Odom

**Longest Pass Reception (All TDs)**

- \*99 Robert Brooks (from B.Favre, at ChiB, Sept. 11, 1995)
- 96 Billy Grimes (from T.Rote, at SF, Dec. 10, 1950) (RB)
- 95 Steve Odom (from L.Dickey, at Min., Oct. 2, 1977)
- 93 Jordy Nelson (from A.Rodgers, vs. StLR, Oct. 16, 2011)
- 92 Don Hutson (from A.Herber, vs. ChiC, Oct. 8, 1939)
- 91 Boyd Dowler (from B.Starr, at LARm, Dec. 17, 1960)

**AVERAGE GAIN, RECEIVING****Highest Average Gain, Career (150 receptions)**

- 19.72 Carroll Dale (275 rec., 5,422 yds.)
- 18.42 Billy Howton (303 rec., 5,581 yds.)
- 18.39 Max McGee (345 rec., 6,346 yds.)
- 18.22 James Lofton (530 rec., 9,656 yds.)
- 16.38 Don Hutson (488 rec., 7,991 yds.)

**Highest Average Gain, Season (24 receptions)**

- 24.88 Don Hutson, 1939 (34 rec., 846 yds.)
- 23.68 Carroll Dale, 1966 (37 rec., 876 yds.)
- 23.23 Billy Howton, 1952 (53 rec., 1,231 yds.)
- 23.17 Max McGee, 1959 (30 rec., 695 yds.)
- 22.41 James Lofton, 1983 (58 rec., 1,300 yds.)

**Highest Average Gain, Game (3 receptions)**

- 49.67 Don Hutson, at Bkn., Nov. 19, 1939 (3-149)
- 48.67 James Lofton, at Atl., Dec. 26, 1982 (3-146)
- 47.33 Carroll Dale, vs. SF, Dec. 4, 1966 (3-142)
- 46.50 Carroll Dale, vs. Atl., Sept. 27, 1970 (4-186)
- 43.50 Andy Uram, vs. ChiC, Nov. 1, 1942 (4-174) (B)

**TOUCHDOWN RECEPTIONS****Most Seasons Leading League**

- \*9 Don Hutson, 1935-38, 1940-44
- 3 Johnny (Blood) McNally, 1930-31, 1933 (B)
- 2 Sterling Sharpe, 1992, 1994
- 1 Billy Howton, 1956  
James Jones, 2012  
Jordy Nelson, 2016

**Most Consecutive Seasons Leading League**

- \*5 Don Hutson, 1940-44
- 4 Don Hutson, 1935-38
- 2 Johnny (Blood) McNally, 1930-31 (B)

**Most Seasons Leading Team**

- 11 Don Hutson, 1935-45
- 7 Max McGee, 1954, 1958-61, 1963-64
- 6 James Lofton, 1978-82, 1986  
Sterling Sharpe, 1989-94
- 5 Carroll Dale, 1966-69, 1971



Lofton

**Most Consecutive Seasons Leading Team**

- 11 Don Hutson, 1935-45
- 6 Sterling Sharpe, 1989-94
- 5 James Lofton, 1978-82
- 4 Johnny (Blood) McNally, 1930-33 (B)  
Max McGee, 1958-61  
Carroll Dale, 1966-69  
Antonio Freeman, 1997-2000

**Most Touchdown Receptions, Career**

- 99 Don Hutson, 1935-45 (11 seasons)
- 69 Jordy Nelson, 2008-14, 2016-17 (9 seasons)
- 28 Sterling Sharpe, 1988-94 (7 seasons)
- 61 Donald Driver, 1999-2012 (14 seasons)
- 57 Antonio Freeman, 1995-2001, 2003 (8 seasons)

**Most Touchdown Receptions, Season**

- 18 Sterling Sharpe, 1994 (16 games)
- 17 Don Hutson, 1942 (11 games)
- 15 Jordy Nelson, 2011 (16 games)
- 14 Antonio Freeman, 1998 (15 games)  
James Jones, 2012 (16 games)  
Jordy Nelson, 2016 (16 games)

**Most Touchdown Receptions, Rookie, Season**

- |                       |                      |
|-----------------------|----------------------|
| 13 Billy Howton, 1952 | 5 Carl Elliott, 1951 |
| 9 Max McGee, 1954     | Ray Pelfrey, 1951    |
| 6 Don Hutson, 1935    | 4 Boyd Dowler, 1959  |
| James Lofton, 1978    | Ed West, 1984 (TE)   |

**Most Touchdown Receptions, Game**

- 4 Don Hutson, vs. Det., Oct. 7, 1945  
Sterling Sharpe, at TB, Oct. 24, 1993  
Sterling Sharpe, at DalC, Nov. 24, 1994
- 3 Johnny (Blood) McNally, at Prov., Nov. 26, 1931 (B)  
Don Hutson, at CleR, Oct. 17, 1937  
Don Hutson, vs. CleR, Sept. 11, 1938  
Don Hutson, at CleR, Oct. 30, 1938  
Don Hutson, at Was., Nov. 30, 1941  
Don Hutson, vs. ChiC, Nov. 1, 1942  
Andy Uram, vs. ChiC, Nov. 1, 1942 (B)  
Don Hutson, at CleR, Nov. 8, 1942  
Bob Mann, vs. Phi., Oct. 14, 1951  
Billy Howton, at Det., Nov. 27, 1952  
Max McGee, at Phi., Oct. 30, 1954  
Max McGee, at LARm, Dec. 7, 1963  
James Lofton, vs. NO, Sept. 10, 1978  
James Lofton, vs. Pit., Sept. 11, 1983  
Sterling Sharpe, at TB, Dec. 24, 1994  
Keith Jackson, at TB, Sept. 1, 1996 (TE)  
Antonio Freeman, vs. Den., Dec. 8, 1996  
Derrick Mayes, at Car., Sept. 27, 1998  
Antonio Freeman, vs. TenO, Dec. 20, 1998  
Javon Walker, at Ind., Sept. 26, 2004  
Greg Jennings, at Min., Nov. 21, 2010  
Jermichael Finley, at ChiB, Sept. 25, 2011 (TE)  
Jordy Nelson, vs. Det., Jan. 1, 2012  
Jordy Nelson, at HouT, Oct. 14, 2012  
James Jones, at ChiB, Dec. 16, 2012  
Randall Cobb, vs. KC, Sept. 28, 2015



Sharpe

**Most Consecutive Games, Touchdown Reception**

- 7 Don Hutson 1941-42  
Don Hutson, 1943-44
- 6 Billy Howton, 1956  
Sterling Sharpe, 1994  
Randall Cobb, 2014
- 5 Don Hutson, 1942  
Billy Howton, 1952  
Antonio Freeman, 1998-99  
Greg Jennings, 2007
- 4 Don Hutson, 1936  
Steve Odom, 1975  
James Lofton, 1982-83  
James Lofton, 1984  
Antonio Freeman, 1997-98  
Bill Schroeder, 2001  
Donald Driver, 2002  
Ahman Green, 2003 (RB)  
Randall Cobb, 2012  
Jordy Nelson, 2014  
Jordy Nelson, 2016 (twice)



Hutson

**YARDS FROM SCRIMMAGE****Rushing and Receiving****Most Yards From Scrimmage, Career**

- 11,048 Ahman Green, 2000-06, 09 (8,322 rush, 2,726 rec.)
- 10,354 Donald Driver, 1999-2012 (217 rush, 10,137 rec.)
- 9,901 James Lofton, 1978-86 (245 rush, 9,656 rec.)
- 9,712 Jim Taylor, 1958-66 (8,207 rush, 1,505 rec.)
- 8,275 Don Hutson, 1935-45 (284 rush, 7,991 rec.)

\* — holds or shares NFL record

### Most Yards From Scrimmage, Season

2,250	Ahman Green, 2003 (1,883 rush, 367 rec.)
1,981	Ahman Green, 2001 (1,387 rush, 594 rec.)
1,805	Dorsey Levens, 1997 (1,435 rush, 370 rec.)
1,734	Ahman Green, 2000 (1,175 rush, 559 rec.)
1,715	Edgar Bennett, 1995 (1,067 rush, 648 rec.)

### Most Yards From Scrimmage, Game

257	Billy Howton, vs. LARm, Oct. 21, 1956
237	Don Hutson, at Bkn., Nov. 21, 1943
227	Ahman Green, vs. Den., Dec. 28, 2003
224	Ahman Green, vs. Phi., Nov. 10, 2003
221	Jim Taylor, at LARm, Dec. 13, 1964

## INTERCEPTIONS BY

(Further defensive records on page 353)

### Most Seasons Leading League, Interceptions

2	Charles Woodson, 2009, 2011
1	Don Hutson, 1940
	Willie Wood, 1962
	Darren Sharper, 2000

### Most Seasons Leading Team, Interceptions

7	Bobby Dillon, 1952-58
5	Willie Wood, 1961-63, 1965, 1970
	LeRoy Butler, 1990-91, 1993, 1995, 1997
	Darren Sharper, 2000-04
4	Herb Adderley, 1963-65, 1969
	Charles Woodson, 2006, 2008-09, 2011
3	Don Hutson, 1940, 1942, 1945
	John Symank, 1957, 1959, 1961
	Ken Ellis, 1971-73
	Mark Murphy, 1988, 1990-91

### Most Consecutive Seasons Leading Team

7	Bobby Dillon, 1952-58
5	Darren Sharper, 2000-04
3	Willie Wood, 1961-63
	Herb Adderley, 1963-65
	Ken Ellis, 1971-73

### Most Interceptions By, Career

52	Bobby Dillon, 1952-59 (8 seasons)
48	Willie Wood, 1960-71 (12 seasons)
39	Herb Adderley, 1961-69 (9 seasons)
38	LeRoy Butler, 1990-2001 (12 seasons)
	Charles Woodson, 2006-12 (7 seasons)

### Most Interceptions By, Season

10	Irv Comp, 1943 (10 games)
9	Bob Forte, 1947 (12 games)
	Bobby Dillon, 1953 (12 games)
	Bobby Dillon, 1955 (12 games)
	Bobby Dillon, 1957 (12 games)
	John Symank, 1957 (12 games)
	Willie Wood, 1962 (14 games)
	Willie Buchanon, 1978 (16 games)
	Tom Flynn, 1984 (16 games)
	Mark Lee, 1986 (16 games)
	Darren Sharper, 2000 (16 games)
	Charles Woodson, 2009 (16 games)

### Most Interceptions By, Rookie, Season

10	Irv Comp, 1943	7	Rebel Steiner, 1950
9	John Symank, 1957	6	Mike McKenzie, 1999
	Tom Flynn, 1984		Casey Hayward, 2012

### Most Interceptions By, Game

*4	Bobby Dillon, at Det., Nov. 26, 1953
	Willie Buchanon, at SD, Sept. 24, 1978
3	Several times (last: Tom Flynn, vs. Det., Oct. 28, 1984)

### Most Consecutive Games, Interception

5	Irv Comp, 1943
4	Several times (last: Nick Collins, 2009)

## YARDS GAINED

### Most Seasons Leading League

*2	Herb Adderley, 1965, 1969
1	Charley Brock, 1945
	Bobby Dillon, 1956
	Darren Sharper, 2002
	Nick Collins, 2008

### Most Yards Gained, Career

976	Bobby Dillon, 1952-59	677	Darren Sharper, 1997-2004
795	Herb Adderley, 1961-69	568	Charles Woodson, 2006-12
699	Willie Wood, 1960-71		

### Most Yards Gained, Season

295	Nick Collins, 2008
244	Bobby Dillon, 1956
233	Darren Sharper, 2002
217	Maurice Harvey, 1981
198	John Symank, 1957

### Most Yards Gained, Rookie, Season

198	John Symank, 1957	114	Marques Anderson, 2002
190	Rebel Steiner, 1950	111	Tim Lewis, 1983
149	Irv Comp, 1943		

### Most Yards Gained, Game

116	Charlie Peprah, at SD, Nov. 6, 2011
99	Maurice Harvey, at NO, Dec. 13, 1981
	Tim Lewis, vs. LARm, Nov. 18, 1984
	Aaron Rouse, vs. Ind., Oct. 19, 2008
98	Mike McKenzie, vs. ChiB, Dec. 7, 2003

### Longest Interception Return (All TDs)

99	Tim Lewis, vs. LARm, Nov. 18, 1984
	Aaron Rouse, vs. Ind., Oct. 19, 2008
95	Nick Barnett, vs. NO, Oct. 9, 2005
94	Rebel Steiner, vs. ChiB, Oct. 1, 1950
91	Hal Van Every, at Pit., Nov. 23, 1941

### Most Touchdowns on Interceptions, Career

9	Charles Woodson, 2006-12
7	Herb Adderley, 1961-69
5	Bobby Dillon, 1952-59
	Darren Sharper, 1997-2004
4	Johnny (Blood) McNally, 1929-33, 1935-36
	Nick Collins, 2005-10

### Most Touchdowns on Interceptions, Season

3	Herb Adderley, 1965
	Nick Collins, 2008
	Charles Woodson, 2009
2	Don Perkins, 1944
	Charley Brock, 1945
	Bob Jeter, 1966
	Darren Sharper, 1997, 2004
	Marques Anderson, 2002
	Charles Woodson, 2008
	Julius Peppers, 2014

### Most Touchdowns on Interceptions, Rookie, Season

2	Darren Sharper, 1997
	Marques Anderson, 2002

### Most Touchdowns on Interceptions, Game

1	Several times (last: Damarious Randall, at DalC, Oct. 8, 2017)
---	--

## PUNTING

### Most Seasons Leading League, Punts

2	Jack Jacobs, 1948-49
1	Roy McKay, 1946
	Max McGee, 1959

### Most Punts, Career

495	David Beverly, 1975-80 (37.9 gross avg.)
390	Tim Masthay, 2010-15 (44.2 gross avg.)
368	Don Bracken, 1985-90 (39.7 gross avg.)
315	Donny Anderson, 1966-71 (39.6 gross avg.)
308	Josh Bidwell, 2000-03 (41.1 gross avg.)

### Most Punts, Season

106	David Beverly, 1978 (35.5 gross avg.)
86	David Beverly, 1980 (38.2 gross avg.)
	Paul McJulien, 1991 (40.4 gross avg.)
85	David Beverly, 1977 (39.9 gross avg.)
	Bucky Scribner, 1984 (42.3 gross avg.)
	Don Bracken, 1988 (38.7 gross avg.)

### Most Punts, Game

11	Clarke Hinkle, at ChiB, Dec. 10, 1933 (407 yds.)
	Jug Girard, at ChiB, Oct. 15, 1950 (418 yds.)
	Jug Girard, at LARm, Dec. 3, 1950 (402 yds.)
10	Roy McKay, at Phi., Oct. 13, 1946 (421 yds.)
	Jack Jacobs, at ChiB, Nov. 14, 1948 (392 yds.)
	Max McGee, at NYG, Nov. 1, 1959 (437 yds.)
	Don Chandler, vs. DalC, Oct. 24, 1965 (400 yds.)
	David Beverly, at Cin., Sept. 26, 1976 (366 yds.)
	David Beverly, vs. Min., Nov. 26, 1978 (305 yds.)
	David Beverly, at ChiB, Dec. 10, 1978 (307 yds.)
	Don Bracken, vs. LARd, Sept. 13, 1987 (489 yds.)
	Craig Hentrich, at Min., Oct. 20, 1994 (460 yds.)
	Jon Ryan, vs. NE, Nov. 19, 2006 (459 yds.)

\* — holds or shares NFL record



Comp



**Longest Punt**

- 90 Don Chandler, vs. SF, Oct. 10, 1965  
 78 Jack Jacobs, vs. ChiC, Oct. 10, 1948  
 75 Boyd Dowler, at Min., Oct. 22, 1961  
 Boyd Dowler, vs. SF, Oct. 21, 1962  
 74 Arnie Herber, vs. Det., Oct. 22, 1939  
 Jack Jacobs, vs. LARm, Oct. 5, 1947  
 73 Roy McKay, vs. ChiC, Oct. 28, 1945  
 Dick Deschaine, at SF, Dec. 4, 1955  
 72 Lou Brock, vs. ChiB, Sept. 26, 1943  
 Jug Girard, at Det., Dec. 11, 1949  
 Ray Stachowicz, at LARm, Sept. 20, 1981  
 Sean Landeta, at Cin., Sept. 20, 1998  
 Jon Ryan, vs. Det., Dec. 30, 2007  
 71 Roy McKay, vs. BosY, Oct. 21, 1945  
 Dick Deschaine, vs. ChiB, Sept. 29, 1957  
 Tim Masthay, at KC, Dec. 18, 2011

**AVERAGE YARDAGE, PUNTING****Most Seasons Leading League, Gross Average**  
(No Packers punter has ever led the league)**Highest Gross Average, Punting, Career (150 punts)**

- 44.2 Tim Masthay, 2010-15 (390 punts)  
 42.8 Craig Henrich, 1994-97 (289 punts)  
 42.6 Dick Deschaine, 1955-57 (181 punts)  
 42.0 Bucky Scribner, 1983-84 (154 punts)  
 41.6 Max McGee, 1954, 1957-67 (256 punts)

**Highest Gross Average, Punting, Season (35 punts)**

- 45.6 Tim Masthay, 2011 (55 punts)  
 45.0 Craig Henrich, 1997 (75 punts)  
 44.7 Jerry Norton, 1963 (51 punts)  
 44.6 Tim Masthay, 2013 (64 punts)  
 44.5 Jon Ryan, 2006 (84 punts)

**Highest Gross Average, Punting, Game (4 punts)**

- 61.6 Roy McKay, vs. ChiC, Oct. 28, 1945 (5-308)  
 55.2 Tim Masthay, at Car., Oct. 19, 2014 (5-276)  
 54.8 Craig Henrich, vs. NYJ, Nov. 13, 1994 (6-329)  
 Tim Masthay, at BalR, Oct. 13, 2013 (6-329)  
 54.3 Jug Girard, vs. Phi, Oct. 14, 1951 (4-217)

**PUNTS HAD BLOCKED****Most Consecutive Punts, None Blocked**

- 308 Josh Bidwell, 2000-03  
 274 David Beverly, 1977-80  
 254 Donny Anderson, 1967-71  
 200 Craig Henrich, 1995-97  
 155 Tim Masthay, 2010-12

**Most Punts Had Blocked, Career**

- 5 Jug Girard, 1948-51  
 Don Bracken, 1985-90  
 3 Lou Brock, 1940-45  
 Steve Broussard, 1975  
 Bill Renner, 1986-87  
 Tim Masthay, 2010-15

**Most Punts Had Blocked, Season**

- 3 Jug Girard, 1949  
 Steve Broussard, 1975  
 2 Lou Brock, 1942  
 Jug Girard, 1950  
 Dick Deschaine, 1957  
 Ron Widby, 1972  
 Ray Stachowicz, 1981  
 Don Bracken, 1986  
 Craig Henrich, 1995  
 Jon Ryan, 2007  
 Tim Masthay, 2014



Girard

**PUNT RETURNS****Most Seasons Leading League, Punt Returns**

- 1 Desmond Howard, 1996

**Most Punt Returns, Career**

- 187 Willie Wood, 1960-71 (1,391 yds.)  
 110 Antonio Chatman, 2003-05 (903 yds.)  
 100 Al Carmichael, 1953-58 (753 yds.)  
 Phillip Epps, 1982-88 (819 yds.)  
 87 Walter Stanley, 1985-88 (720 yds.)

**Most Punt Returns, Season**

- 58 Desmond Howard, 1996 (875 yds.)  
 45 Antonio Chatman, 2005 (381 yds.)  
 44 Roell Preston, 1998 (398 yds.)  
 41 Charles Woodson, 2006 (363 yds.)  
 Tramon Williams, 2010 (326 yds.)

**Most Punt Returns, Rookie, Season**

- 37 Antonio Freeman, 1995 (292 yds.)  
 30 Jeff Query, 1989 (283 yds.)  
 26 Randall Cobb, 2011 (295 yds.)

**Most Punt Returns, Game**

- 8 Phillip Epps, vs. Min., Nov. 21, 1982 (49 yds.)  
 7 Johnnie Gray, vs. Min., Nov. 21, 1976 (30 yds.)  
 Phillip Epps, at DalC, Sept. 23, 1984 (22 yds.)  
 Robert Brooks, at NE, Oct. 2, 1994 (34 yds.)  
 Desmond Howard, vs. SD, Sept. 15, 1996 (118 yds.)  
 Darrien Gordon, vs. Car., Sept. 29, 2002 (43 yds.)  
 Charles Woodson, vs. Min., Dec. 21, 2006 (48 yds.)



Howard

**FAIR CATCHES****Most Fair Catches, Career**

- 102 Willie Wood, 1960-71  
 63 Antonio Chatman, 2003-05  
 57 Randall Cobb, 2011-17  
 41 Elijah Pitts, 1961-69, 1971  
 40 Micah Hyde, 2013-16

**Most Fair Catches, Season**

- 27 Antonio Chatman, 2004  
 24 Allen Rossum, 2000  
 22 Trevor Davis, 2017  
 21 Randall Cobb, 2012  
 20 Jon Stagers, 1972

**Most Fair Catches, Game**

- 5 Willie Wood, vs. ChiB, Nov. 15, 1970  
 Tramon Williams, at Det., Dec. 12, 2010  
 Micah Hyde, at Det., Dec. 3, 2015  
 4 Willie Wood, vs. NO, Nov. 17, 1968  
 Jon Stagers, at Was., Nov. 26, 1972  
 Phillip Epps, at DalC, Sept. 23, 1984  
 Terrell Buckley, at TB, Oct. 24, 1993  
 Terrell Buckley, at TB, Dec. 24, 1994  
 Roell Preston, at Car., Sept. 27, 1998  
 Roell Preston, at TB, Dec. 7, 1998  
 Antonio Chatman, vs. Det., Sept. 14, 2003  
 Antonio Chatman, at Det., Oct. 17, 2004  
 Antonio Chatman, vs. DalC, Oct. 24, 2004  
 Antonio Chatman, at Det., Sept. 11, 2005  
 Tramon Williams, vs. DalC, Nov. 15, 2009  
 Tramon Williams, at Phi., Sept. 12, 2010  
 Micah Hyde, vs. Sea., Sept. 20, 2015  
 Micah Hyde, at Min., Sept. 18, 2016  
 Trevor Davis, vs. ChiB, Oct. 20, 2016



Wood

**YARDS GAINED, PUNT RETURNS****Most Seasons Leading League**

- 1 Billy Grimes, 1950  
 Veryl Switzer, 1954  
 Desmond Howard, 1996

**Most Punt Return Yards, Career**

- 1,391 Willie Wood, 1960-71 (187 returns)  
 968 Desmond Howard, 1996, 1999 (70 returns)  
 903 Antonio Chatman, 2003-05 (110 returns)  
 834 Billy Grimes, 1950-52 (63 returns)  
 819 Phillip Epps, 1982-88 (100 returns)

**Most Punt Return Yards, Season**

- \*875 Desmond Howard, 1996 (58 returns)  
 555 Billy Grimes, 1950 (29 returns)  
 398 Roell Preston, 1998 (44 returns)  
 Will Blackmon, 2008 (36 returns)

- 381 Antonio Chatman, 2005 (45 returns)

**Most Punt Return Yards, Rookie, Season**

- 306 Veryl Switzer, 1954 (24 returns)  
 296 Micah Hyde, 2013 (24 returns)  
 295 Randall Cobb, 2011 (26 returns)

**Most Punt Return Yards, Game**

- 167 Desmond Howard, at Det., Dec. 15, 1996 (5 returns)  
 129 Phillip Epps, vs. TB, Oct. 2, 1983 (5 returns)  
 122 Robert Brooks, vs. LARm, Oct. 9, 1994 (4 returns)  
 118 Desmond Howard, vs. SD, Sept. 15, 1996 (7 returns)  
 113 Walter Stanley, at Det., Nov. 27, 1986 (2 returns)

\* — holds or shares NFL record

### Longest Punt Return (All TDs)

- 95 Steve Odom, vs. ChiB, Nov. 10, 1974
- 94 Mark Lee, vs. NYG, Nov. 8, 1981
- Tramon Williams, vs. Car., Nov. 18, 2007
- 93 Veryl Switzer, at ChiB, Nov. 7, 1954
- Micah Hyde, at Min., Oct. 27, 2013

## AVERAGE YARDAGE, PUNT RETURNS

### Most Seasons Leading League

- 1 Veryl Switzer, 1954
- Willie Wood, 1961
- Ken Ellis, 1972
- Desmond Howard, 1996

### Highest Punt Return Average, Career (50 returns)

- 13.83 Desmond Howard, 1996, 1999 (70 ret., 968 yds.)
- 13.24 Billy Grimes, 1950-52 (63 ret., 834 yds.)
- 9.71 Micah Hyde, 2013-16 (76 ret., 738 yds.)
- 9.65 Tramon Williams, 2007-14 (60 ret., 579 yds.)
- 9.59 Randall Cobb, 2011-17 (82 ret., 786 yds.)

### Highest Average, Season (14 returns)

- 19.14 Billy Grimes, 1950 (29 ret., 555 yds.)
- 16.07 Willie Wood, 1961 (14 ret., 225 yds.)
- 15.79 Micah Hyde, 2014 (14 ret., 221 yds.)
- 15.36 Ken Ellis, 1972 (14 ret., 215 yds.)
- 15.09 Desmond Howard, 1996 (58 ret., 875 yds.)

### Highest Average, Rookie, Season (14 returns)

- 12.79 Walter Stanley, 1985 (14 ret., 179 yds.)
- 12.75 Veryl Switzer, 1954 (24 ret., 306 yds.)
- 12.73 Steve Odom, 1974 (15 ret., 191 yds.)
- 12.33 Micah Hyde, 2013 (24 ret., 296 yds.)
- 11.56 Fred Provo, 1948 (18 ret., 208 yds.)

### Highest Average, Game (3 returns)

- 37.00 Mark Lee, vs. NYG, Nov. 8, 1981 (3-111)
- 36.67 Willie Wood, at ChiB, Dec. 5, 1964 (3-110)
- 33.40 Desmond Howard, at Det., Dec. 15, 1996 (5-167)
- 30.50 Robert Brooks, vs. LARm, Oct. 9, 1994 (4-122)
- 30.00 Antonio Chatman, vs. ChiB, Dec. 25, 2005 (3-90)

## TOUCHDOWNS, PUNT RETURNS

### Most Seasons Leading League

- 1 Billy Grimes, 1950
- Willie Wood, 1961
- Desmond Howard, 1996

### Most Touchdowns, Career

- 3 Desmond Howard, 1996, 1999
- Will Blackmon, 2006-09
- Micah Hyde, 2013-16
- 2 Billy Grimes, 1950-52
- Willie Wood, 1960-71
- Jon Stagers, 1972-74
- Randall Cobb, 2011-17

### Most Touchdowns, Season

- 3 Desmond Howard, 1996
- 2 Billy Grimes, 1950
- Willie Wood, 1961
- Will Blackmon, 2008
- Micah Hyde, 2014

### Most Touchdowns, Game

- 1 Several times (last: Micah Hyde, vs. Det., Dec. 28, 2014)



Grimes

## KICKOFF RETURNS

### Most Seasons Leading League, Returns

- 1 Al Carmichael, 1956
- Dave Hampton, 1971

### Most Kickoff Returns, Career

- 179 Steve Odom, 1974-79 (4,124 yds.)
- 153 Al Carmichael, 1953-58 (3,907 yds.)
- 120 Herb Adderley, 1961-69 (3,080 yds.)
- 77 Travis Williams, 1967-70 (2,058 yds.)
- 75 Tony Canadeo, 1941-44, 1946-52 (1,736 yds.)

### Most Kickoff Returns, Season

- 57 Roell Preston, 1998 (1,497 yds.)
- 55 Will Blackmon, 2008 (1,157 yds.)
- 50 Allen Rossum, 2000 (1,288 yds.)
- 46 Dave Hampton, 1971 (1,314 yds.)
- 42 Steve Odom, 1975 (1,034 yds.)

### Most Kickoff Returns, Rookie, Season

- 35 Charles Wilson, 1990 (798 yards)
- Javon Walker, 2002 (769 yards)
- 34 Randall Cobb, 2011 (941 yards)
- 33 Vince Workman, 1989 (547 yards)

### Most Kickoff Returns, Game

- 8 Harlan Huckleby, vs. Was., Oct. 17, 1983 (208 yds.)
- Gary Ellerson, at SiLC, Sept. 29, 1985 (164 yds.)
- Roell Preston, vs. Min., Oct. 5, 1998 (256 yds.)
- Antonio Chatman, vs. TenT, Oct. 11, 2004 (163 yds.)
- Will Blackmon, at NO, Nov. 24, 2008 (159 yds.)
- 7 Steve Odom, vs. Det., Sept. 29, 1974 (160 yds.)
- Roell Preston, at Ind., Nov. 16, 1997 (211 yds.)
- Vernand Morency, at Sea., Nov. 27, 2006 (152 yds.)
- Jordy Nelson, vs. Det., Oct. 3, 2010 (124 yds.)
- Trevor Davis, vs. Det., Nov. 6, 2017 (140 yds.)



Carmichael

## KICKOFF RETURN YARDS

### Most Seasons Leading League

- 2 Al Carmichael, 1956-57
- 1 Dave Hampton, 1971

### Most Kickoff Return Yards, Career

- 4,124 Steve Odom, 1974-79 (179 ret.)
- 3,907 Al Carmichael, 1953-58 (153 ret.)
- 3,080 Herb Adderley, 1961-69 (120 ret.)
- 2,084 Dave Hampton, 1969-71 (74 ret.)
- 2,058 Travis Williams, 1967-70 (77 ret.)

### Most Kickoff Return Yards, Season

- 1,497 Roell Preston, 1998 (57 ret.)
- 1,314 Dave Hampton, 1971 (46 ret.)
- 1,288 Allen Rossum, 2000 (50 ret.)
- 1,157 Will Blackmon, 2008 (55 ret.)
- 1,034 Steve Odom, 1975 (42 ret.)

### Most Kickoff Return Yards, Rookie, Season

- 941 Randall Cobb, 2011 (34 ret.)
- 798 Charles Wilson, 1990 (35 ret.)
- 769 Javon Walker, 2002 (35 ret.)

### Most Kickoff Return Yards, Game

- 256 Roell Preston, vs. Min., Oct. 5, 1998 (8 ret.)
- 211 Roell Preston, at Ind., Nov. 16, 1997 (7 ret.)
- 208 Harlan Huckleby, vs. Was., Oct. 17, 1983 (8 ret.)
- 194 Dave Hampton, vs. NYG, Sept. 19, 1971 (5 ret.)
- 189 Al Carmichael, vs. ChiB, Oct. 7, 1956 (5 ret.)
- Dave Hampton, vs. NO, Nov. 28, 1971 (5 ret.)

### Longest Kickoff Return (All TDs)

- 108 Randall Cobb, vs. NO, Sept. 8, 2011
- 106 Al Carmichael, vs. ChiB, Oct. 7, 1956
- 104 Travis Williams, at LARm, Dec. 9, 1967
- 103 Herb Adderley, vs. BalC, Nov. 18, 1962
- 101 Dave Hampton, vs. Min., Oct. 4, 1970
- Roell Preston, vs. Min., Oct. 5, 1998

## AVERAGE YARDAGE, KICKOFF RET.

### Most Seasons Leading League

- 1 Al Carmichael, 1955
- Tom Moore, 1960
- Travis Williams, 1967
- Steve Odom, 1978

### Highest Average, Career (50 returns)

- 28.16 Dave Hampton, 1969-71 (74 ret., 2,084 yds.)
- 26.73 Travis Williams, 1967-70 (77 ret., 2,058 yds.)
- 26.69 Roell Preston, 1997-98 (64 ret., 1,708 yds.)
- 26.51 Tom Moore, 1960-65 (71 ret., 1,882 yds.)
- 25.88 Randall Cobb, 2011-17 (74 ret., 1,915 yds.)

### Highest Average, Season (12 returns)

- \*41.06 Travis Williams, 1967 (18 ret., 739 yds.)
- 33.08 Tom Moore, 1960 (12 ret., 397 yds.)
- 31.56 Najeh Davenport, 2003 (16 ret., 505 yds.)
- 30.13 Corey Harris, 1993 (16 ret., 482 yds.)
- 29.86 Al Carmichael, 1955 (14 ret., 418 yds.)

\* — holds or shares NFL record

**Highest Average, Rookie, Season (12 returns)**

- \*41.06 Travis Williams, 1967 (18 ret., 739 yds.)
- 33.08 Tom Moore, 1960 (12 ret., 397 yds.)
- 28.50 Larry Krause, 1970 (18 ret., 513 yds.)
- 27.68 Randall Cobb, 2011 (34 ret., 941 yds.)
- 26.56 Herb Adderley, 1963 (18 ret., 478 yds.)

**Highest Average, Game (3 returns)**

- 50.33 Travis Williams, at StLC, Oct. 30, 1967 (3-151)
- 44.67 Steve Odom, vs. Det., Oct. 3, 1976 (3-134)
- 43.33 Del Rodgers, at ChiB, Dec. 9, 1984 (3-130)
- Koren Robinson, at StLR, Dec. 16, 2007 (3-130)
- 43.25 Allen Rossum, vs. Ind., Nov. 19, 2000 (4-173)

**TOUCHDOWNS, KICKOFF RETURNS****Most Seasons Leading League**

- 1 Travis Williams, 1967
- Roell Preston, 1998 (tied for lead)

**Most Touchdowns, Career**

- 5 Travis Williams, 1967-70
- 3 Dave Hampton, 1969-71
- 2 Al Carmichael, 1953-58
- Herb Adderley, 1961-69
- Steve Odom, 1974-79
- Robert Brooks, 1992-98
- Roell Preston, 1997-98



Williams

**Most Touchdowns, Season**

- \*4 Travis Williams, 1967
- 2 Roell Preston, 1998
- 1 Several times (last: Randall Cobb, 2011)

**Most Touchdowns, Rookie, Season**

- \*4 Travis Williams, 1967
- 1 Dave Hampton, 1969
- Larry Krause, 1970
- Terrell Middleton, 1977
- Darrell Thompson, 1990
- Basil Mitchell, 1999
- Randall Cobb, 2011

**Most Touchdowns, Game**

- \*2 Travis Williams, vs. CleB, Nov. 12, 1967

**COMBINED KICK RETURNS****Most Combined Kick Returns, Career**

- 253 Al Carmichael, 1953-58 (100 PR, 153 KR)
- 243 Steve Odom, 1974-79 (64 PR, 179 KR)
- 190 Willie Wood, 1960-71 (187 PR, 3 KR)
- 176 Antonio Chatman, 2003-05 (110 PR, 66 KR)
- 156 Randall Cobb, 2011-17 (82 PR, 74 KR)

**Most Combined Kick Returns, Season**

- 101 Roell Preston, 1998 (44 PR, 57 KR)
- 91 Will Blackmon, 2008 (36 PR, 55 KR)
- 80 Desmond Howard, 1996 (58 PR, 22 KR)
- 79 Allen Rossum, 2000 (29 PR, 50 KR)
- 69 Randall Cobb, 2012 (31 PR, 38 KR)

**Most Combined Kick Returns, Game**

- 11 Will Blackmon, at NO, Nov. 24, 2008 (3 PR, 8 KR)
- 10 Charles Jordan, vs. LARm, Sept. 3, 1995 (6 PR, 4 KR)
- Roell Preston, at Car., Sept. 27, 1998 (6 PR, 4 KR)
- Antonio Chatman, vs. TenT, Oct. 11, 2004 (2 PR, 8 KR)
- 9 Al Carmichael, at SF, Dec. 8, 1956 (4 PR, 5 KR)
- Phillip Epps, at TB, Sept. 30, 1984 (3 PR, 6 KR)
- Charles Jordan, at DalC, Oct. 8, 1995 (4 PR, 5 KR)
- Antonio Freeman, at Min., Nov. 5, 1995 (6 PR, 3 KR)
- Desmond Howard, at DalC, Nov. 18, 1996 (3 PR, 6 KR)
- Roell Preston, vs. SF, Nov. 1, 1998 (5 PR, 4 KR)
- Darrien Gordon, vs. Car., Sept. 29, 2002 (7 PR, 2 KR)

**YARDS GAINED, COMBINED KICK RET.****Most Yards Gained, Career**

- 4,693 Steve Odom, 1974-79 (4,124 KR, 569 PR)
- 4,660 Al Carmichael, 1953-58 (3,907 KR, 753 PR)
- 3,080 Herb Adderley, 1961-69 (3,080 KR, 0 PR)
- 2,701 Randall Cobb, 2011-17 (1,915 KR, 786 PR)
- 2,438 Billy Grimes, 1950-52 (1,604 KR, 834 PR)

**Most Yards Gained, Season**

- 1,895 Roell Preston, 1998
- 1,335 Desmond Howard, 1996
- 1,555 Will Blackmon, 2008
- 1,314 Dave Hampton, 1971
- 1,536 Allen Rossum, 2000

\* — holds or shares NFL record

**Most Yards Gained, Game**

- 256 Roell Preston, vs. Min., Oct. 5, 1998
- 247 Travis Williams, at Pit., Nov. 2, 1969
- 211 Al Carmichael, vs. ChiB, Oct. 7, 1956
- Roell Preston, at Ind., Nov. 16, 1997
- 209 Will Blackmon, at NO, Nov. 24, 2008
- 208 Harlan Huckleby, vs. Was., Oct. 17, 1983

**TOUCHDOWNS, COMBINED KICK RET.****Most TD, Combined Kick Returns, Career**

- 6 Travis Williams, 1967-70 (1 PR, 5 KR)
- 3 Dave Hampton, 1969-71 (0 PR, 3 KR)
- Steve Odom, 1974-79 (1 PR, 2 KR)
- Robert Brooks, 1992-98 (1 PR, 2 KR)
- Desmond Howard, 1996, 1999 (3 PR, 0 KR)
- Roell Preston, 1997-98 (1 PR, 2 KR)
- Will Blackmon, 2006-09 (3 PR, 0 KR)
- Randall Cobb, 2011-17 (2 PR, 1 KR)
- Micah Hyde, 2013-16 (3 PR, 0 KR)



Hampton

**Most Touchdowns, Season**

- 4 Travis Williams, 1967 (0 PR, 4 KR)
- 3 Desmond Howard, 1996 (3 PR, 0 KR)
- Roell Preston, 1998 (1 PR, 2 KR)
- 2 Billy Grimes, 1950 (2 PR, 0 KR)
- Willie Wood, 1961 (2 PR, 0 KR)
- Travis Williams, 1969 (1 PR, 1 KR)
- Robert Brooks, 1994 (1 PR, 1 KR)
- Will Blackmon, 2008 (2 PR, 0 KR)
- Randall Cobb, 2011 (1 PR, 1 KR)
- Micah Hyde, 2014 (2 PR, 0 KR)

**Most Touchdowns, Game**

- 2 Travis Williams, vs. CleB, Nov. 12, 1967 (0 PR, 2 KR)
- Travis Williams, at Pit., Nov. 2, 1969 (1 PR, 1 KR)

**COMBINED NET YARDS**

*Rushing, receiving, interception returns, punt returns, kickoff returns and fumble returns*

**COMBINED ATTEMPTS****Most Seasons Leading Team**

- 8 Don Hutson, 1936, 1939-45
- 7 Jim Taylor, 1960-66
- 6 Ahman Green, 2000-04, 2006
- 5 Sterling Sharpe, 1989-93
- 4 Tony Canadeo, 1946-49
- Al Carmichael, 1953, 1956-58
- Steve Odom, 1974-77
- James Lofton, 1979, 1982-84
- Edgar Bennett, 1993-96

**Most Consecutive Seasons Leading Team**

- 7 Don Hutson, 1939-45
- 4 Tony Canadeo, 1946-49
- Jim Taylor, 1960-66
- Steve Odom, 1974-75
- 5 Sterling Sharpe, 1989-93
- Edgar Bennett, 1993-96
- Ahman Green, 2000-04

**Most Combined Attempts, Career**

- 2,219 Ahman Green, 2000-06, 2009
- 2,012 Jim Taylor, 1958-66
- 1,437 John Brockington, 1971-77
- 1,300 Dorsey Levens, 1994-2001
- 1,229 Clarke Hinkle, 1932-41
- Tony Canadeo, 1941-44, 1946-52



Canadeo

**Most Combined Attempts, Season**

- 407 Ahman Green, 2003
- 383 Dorsey Levens, 1997
- 378 Edgar Bennett, 1995
- 368 Ahman Green, 2001
- 350 Dorsey Levens, 1999

**Most Combined Attempts, Game**

- 41 Terrell Middleton, vs. Min., Nov. 26, 1978
- 38 Vince Workman, vs. Min., Sept. 6, 1992
- 37 Dorsey Levens, vs. DalC, Nov. 23, 1997
- 36 Ahman Green, vs. TB, Dec. 24, 2000
- 35 Jim Grabowski, vs. ChiB, Sept. 24, 1967
- John Brockington, at Min., Nov. 17, 1974
- Dorsey Levens, at Min., Dec. 1, 1997
- Ahman Green, at Car., Sept. 13, 2004

## COMBINED NET YARDS GAINED

### Most Combined Net Yards Gained, Career

11,244	Ahman Green, 2000-06, 2009
10,363	Donald Driver, 1999-2012
9,909	James Lofton, 1978-86
9,898	Jim Taylor, 1958-66
9,277	Jordy Nelson, 2008-14, 2016-17

### Most Combined Net Yards Gained, Season

2,342	Randall Cobb, 2012
2,250	Ahman Green, 2003
1,981	Ahman Green, 2001
1,918	Roell Preston, 1998
1,896	Billy Grimes, 1950

### Most Combined Net Yards Gained, Rookie, Season

1,616	Randall Cobb, 2011
1,435	Eddie Lacy, 2013
1,231	Billy Howton, 1952
1,219	Steve Odum, 1974
1,203	John Brockington, 1971

### Most Combined Net Yards Gained, Game

314	Travis Williams, at Pit., Nov. 2, 1969
287	Walter Stanley, at Det., Nov. 27, 1986
257	Billy Howton, vs. LARm, Oct. 21, 1956
256	Roell Preston, vs. Min., Oct. 5, 1998
253	Travis Williams, vs. Pit., Dec. 17, 1967

## DEFENSE

Compiled by Packers since 1975  
(For Interceptions, *See page 349*)

## TACKLES

### Most Seasons Leading Team (1975-2017)

5	Nick Barnett, 2003-05, 2007, 2009
	A.J. Hawk, 2006, 2008, 2010, 2012-13
4	Brian Noble, 1986-87, 1989, 1991
	Bernardo Harris, 1997-98, 2000-01
3	Mike Douglass, 1980-81, 1983
	Mark Murphy, 1984, 1988 (tied), 1990

### Most Consecutive Seasons Leading Team (1975-2017)

3	Nick Barnett, 2003-05
2	Johnnie Gray, 1975-76
	Mike Douglass, 1980-81
	Brian Noble, 1986-87
	Johnny Holland, 1992-93
	Bernardo Harris, 1997-98
	Bernardo Harris, 2000-01
	A.J. Hawk, 2012-13

### Most Total Tackles, Career (1975-2017)

1,118	A.J. Hawk, 2006-14
1,020	John Anderson, 1978-89
1,014	Nick Barnett, 2003-10
1,001	Johnnie Gray, 1975-83
967	Mike Douglass, 1978-85

### Most Total Tackles, Season (1975-2017)

194	Nick Barnett, 2005	158	Blake Martinez, 2017
180	Mike Douglass, 1981	157	Jim Carter, 1977
166	Rich Wingo, 1979	155	A.J. Hawk, 2006
165	Mike Douglass, 1980	153	A.J. Hawk, 2013
	Nick Barnett, 2007	151	Randy Scott, 1985
162	Mike Douglass, 1983	150	Steve Luke, 1978
	Nick Barnett, 2004		John Anderson, 1981

### Most Total Tackles, Season, Rookie (1975-2017)

166	Rich Wingo, 1979	111	Michael Hunt, 1978
155	A.J. Hawk, 2006	104	Brian Noble, 1985
134	Nick Barnett, 2003	102	John Anderson, 1978
123	Johnnie Gray, 1975		

### Most Unassisted Tackles, Career (1975-2017)

798	A.J. Hawk, 2006-14	766	Mike Douglass, 1978-85
783	John Anderson, 1978-89	735	LeRoy Butler, 1990-2001
771	Johnnie Gray, 1975-83		

### Most Unassisted Tackles, Season (1975-2017)

151	Rich Wingo, 1979	128	Nick Barnett, 2005
146	Mike Douglass, 1981	127	Mike Douglass, 1983
133	Steve Luke, 1978		

## OPPONENT FUMBLES RECOVERED

### Most Opponent Fumbles Recovered, Career (1945-2017)

21	Willie Davis, 1960-69
20	Ray Nitschke, 1958-72
	Johnnie Gray, 1975-83

### Most Opponent Fumbles Recovered, Season (1945-2017)

5	Charley Brock, 1945
	Charley Brock, 1946
	Paul Lipscomb, 1946
	Lionel Aldridge, 1964
	Brian Noble, 1987



Davis

## YARDS, RETURNING FUMBLES

### Longest Fumble Return

88	Keith McKenzie, at Pit., Nov. 9, 1998 (TD)
76	Scott Stephen, at ChiB, Dec. 17, 1989
70	Mike Butler, vs. Min., Nov. 11, 1979 (TD)
68	George Cumby, vs. TB, Oct. 11, 1981
60	Henry Jordan, at DalC, Nov. 29, 1964 (TD)

## TOUCHDOWNS, RETURNING FUMBLES

### Most Opponent Fumbles Returned for TD, Career

3	Keith McKenzie, 1996-99, 2002
2	Mike Douglass, 1978-85
	LeRoy Butler, 1990-2001
	Darren Sharper, 1997-2004

### Most Opponent Fumbles Returned for TD, Season

*2	Mike Douglass, 1983
	Keith McKenzie, 1999

## SACKS

Became an official NFL individual statistic in 1982

### Most Seasons Leading League

(No Packers player has ever led the league)

### Most Sacks, Career (1982-2017)

80.0	Clay Matthews, 2009-17
74.5	Kabeer Gbaja-Biamila, 2000-08
68.5	Reggie White, 1993-98
55.0	Tim Harris, 1986-90
54.0	Aaron Kampman, 2002-09
41.5	Ezra Johnson, 1982-87
36.0	Tony Bennett, 1990-93
32.5	Bryce Paup, 1990-94
32.0	Vonnie Holliday, 1998-2002
30.5	Nick Perry, 2012-17
29.0	Cullen Jenkins, 2004-10
27.0	Mike Daniels, 2012-17



White

### Most Sacks, Season (1982-2017) +

19.5	Tim Harris, 1989	13.5	Tim Harris, 1988
16.0	Reggie White, 1998		Tony Bennett, 1992
15.5	Aaron Kampman, 2006		Kabeer Gbaja-Biamila, 2001
14.5	Ezra Johnson, 1983		Kabeer Gbaja-Biamila, 2004
			Clay Matthews, 2010

+ — Ezra Johnson recorded 20.5 unofficial sacks in 1978

### Most Sacks, Rookie, Season (1982-2017)

10.0	Clay Matthews, 2009
8.0	Tim Harris, 1986
	Vonnie Holliday, 1998

### Most Sacks, Game +

5.0	Vonnie Holliday, vs. Buf., Dec. 22, 2002
4.5	Bryce Paup, vs. TB, Sept. 15, 1991
4.0	Alphonso Carreker, vs. TB, Dec. 1, 1985
	Tim Harris, vs. Atl., Oct. 1, 1989
	Kabeer Gbaja-Biamila, at ChiB, Jan. 2, 2005
3.5	Tony Bennett, at NYG, Nov. 8, 1992
	Clay Matthews, vs. ChiB, Sept. 13, 2012
3.0	Ezra Johnson, vs. ChiB, Dec. 4, 1983
	Mike Douglass, at ChiB, Dec. 9, 1984
	Tim Harris, at Det., Nov. 12, 1989
	Reggie White, vs. Den., Oct. 10, 1993
	Bryce Paup, at KC, Nov. 8, 1993
	Reggie White, vs. TB, Sept. 13, 1998
	Reggie White, vs. SF, Nov. 1, 1998
	Corey Williams, at Buf., Nov. 5, 2006
	Cullen Jenkins, vs. Det., Dec. 17, 2006
	Kabeer Gbaja-Biamila, five times (last: at Min., Sept. 30, 2007)
	Aaron Kampman, four times (last: at Den., Oct. 29, 2007)
	Clay Matthews, at Phi., Sept. 12, 2010
	Clay Matthews, vs. Buf., Sept. 19, 2010
	A.J. Hawk, at BalR, Oct. 13, 2013
	Nick Perry, at ChiB, Nov. 12, 2017
	Clay Matthews, vs. TB, Dec. 3, 2017

+ — Ezra Johnson (at Det., 9/3/78) and Dave Purefoy (at LARm, 12/14/75) each recorded 5 sacks before stat became official.

\* — holds or shares NFL record



**Most Seasons, 10 or More Sacks**

- Reggie White, 1993, 1995, 1997-98  
Kabeer Gbaja-Biamila, 2001-04  
Clay Matthews, 2009-10, 2012, 2014
- Tim Harris, 1988-89  
Tony Bennett, 1991-92  
Aaron Kampman, 2006-07
- Ezra Johnson, 1983  
Bryce Paup, 1993  
Sean Jones, 1994  
Julius Peppers, 2015  
Nick Perry, 2016

**Most Consecutive Seasons, 10 or More Sacks**

- Kabeer Gbaja-Biamila, 2001-04
- Tim Harris, 1988-89  
Tony Bennett, 1991-92  
Reggie White, 1997-98  
Aaron Kampman, 2006-07  
Clay Matthews, 2009-10

**DEFENSIVE TOUCHDOWNS****Most Defensive Touchdowns, Career**

- Charles Woodson, 2006-12 (9 Int., 1 FR)
- Herb Adderley, 1961-69 (7 Int.)  
Darren Sharper, 1997-2004 (5 Int., 2 FR)
- Bobby Dillon, 1952-59 (5 Int.)  
Doug Hart, 1964-71 (3 Int., 1 FR, 1 blocked FG)
- Johnny (Blood) McNally, 1929-33, 1935-36 (4 Int.)  
Charley Brock, 1939-47 (3 Int., 1 FR)  
Keith McKenzie, 1996-99, 2002 (1 Int., 3 FR)  
Nick Collins, 2005-11 (4 Int.)
- Charles "Buckets" Goldenberg, 1933-45 (2 Int., 1 blk. punt)  
Don Hutson, 1935-45 (1 Int., 2 blk. punts)  
Ted Fritsch, 1942-50 (2 Int., 1 FR)  
Ken Ellis, 1970-75 (3 Int.)  
Willie Buchanan, 1972-78 (2 Int., 1 blocked FG)  
Mike Douglass, 1978-85 (1 Int., 2 FR)  
LeRoy Butler, 1990-2001 (1 Int., 2 FR)  
Clay Matthews, 2009-17 (2 Int., 1 FR)

**Most Defensive Touchdowns, Season**

- Herb Adderley, 1965 (3 Int.)  
Darren Sharper, 1997 (2 Int., 1 FR)  
Darren Sharper, 2004 (2 Int., 1 FR)  
Nick Collins, 2008 (3 Int.)  
Charles Woodson, 2009 (3 Int.)
- Al Rose, 1932 (1 FR, 1 blocked punt)  
Charles "Buckets" Goldenberg, 1933 (1 Int., 1 blocked punt)  
Don Perkins, 1944 (2 Int.)  
Charley Brock, 1945 (2 Int.)  
John Martinkovic, 1952 (1 FR, 1 blocked punt)  
Bob Jeter, 1966 (2 Int.)  
Mike Douglass, 1983 (2 FR)  
Gabe Wilkins, 1997 (1 Int., 1 FR)  
Keith McKenzie, 1998 (1 Int., 1 FR)  
Keith McKenzie, 1999 (2 FR)  
Marques Anderson, 2002 (2 Int.)  
Charles Woodson, 2007 (1 Int., 1 FR)  
Charles Woodson, 2008 (2 Int.)  
Casey Hayward, 2014 (1 Int., 1 FR)  
Julius Peppers, 2014 (2 Int.)

**Most Defensive Touchdowns, Rookie, Season**

- Darren Sharper, 1997 (2 Int., 1 FR)
- Charles "Buckets" Goldenberg, 1933 (1 Int., 1 blocked punt)  
Marques Anderson, 2002 (2 Int.)

**MISCELLANEOUS****Most Kicks Blocked, Season**

- \*7 Ted Hendricks, 1974 (3 FGs, 3 punts, 1 PAT)

**Most Consecutive Games, Blocking Kick**

- Gary Lewis, 1982

**Longest Return of Missed Field Goal**

- Ken Ellis, vs. NYG, Sept. 19, 1971 (TD)

\* — holds or shares NFL record



Santana Dotson, Wayne Simmons,  
Gilbert Brown, Reggie White

**ENDING THE SEASON ON A HIGH NOTE**

If history is any indicator, a Green Bay winning streak to end the regular season means good things for the coming season. In 2006, the Packers were one of four clubs to finish the regular season with four consecutive victories. It marked the third time that decade the club had ended the season with four consecutive wins, and each following season it earned a playoff berth.

- Since the NFL implemented postseason play, the Packers on 11 occasions have closed a regular season with at least four wins. Green Bay has failed to reach the playoffs in the following season only twice – in 1940 and '42.

**End-of-Season**

Streak	Year	That Postseason
9	1941	Lost championship
6	2016	Lost NFC Championship
5	1966	World champions
	1996	World champions
	1997	Lost Super Bowl
4	1939	World champions
	1943	(Missed)
	1959	(Missed)
	2000	(Missed)
	2003	Lost Divisional playoffs
	2006	(Missed)

**Following Season**

8-2-1, Missed postseason
7-9-0, Missed postseason
9-4-1, World champions
13-3-0, Lost Super Bowl
11-5-0, Lost Wild Card
6-4-1, Missed postseason
8-2-0, World champions
8-4-0, Lost championship
12-4-0, Lost Divisional playoffs
10-6-0, Lost Wild Card
13-3-0, Lost NFC Championship

## OPPONENT INDIVIDUAL

### FIELD GOALS

#### Most Field Goals, Game, Opponent

- 7 Chris Boniol, at DalC, Nov. 18, 1986
- 5 Charlie Durkee, vs. NO, Nov. 28, 1971
- Jim Bakken, at StLC, Sept. 19, 1976
- Eddie Murray, vs. Det., Sept. 14, 1980
- Fuad Reveiz, at Min., Sept. 26, 1993
- Eddie Murray, at DalC, Oct. 3, 1993
- Jason Hanson, at Det., Nov. 27, 2003
- Dan Bailey, at DalC, Dec. 15, 2013

#### Longest Field Goal, Opponent

- 63 David Akers, vs. SF, Sept. 9, 2012
- 58 Josh Brown, vs. Sea., Oct. 5, 2003
- 56 Ali Haji-Sheikh, at NYG, Sept. 26, 1983
- John Kasay, at Car., Sept. 27, 1998
- Paul Edinger, at Min., Oct. 23, 2005

### RUSHING

#### Most Yards Gained, Game, Opponent

- 223 Tom Wilson, at LARm, Dec. 16, 1956
- 221 Greg Bell, at LARm, Sept. 24, 1989
- 210 Adrian Peterson, vs. Min., Dec. 2, 2012
- 205 Gale Sayers, vs. ChiB, Nov. 3, 1968
- Walter Payton, vs. ChiB, Oct. 30, 1977

#### Longest Run From Scrimmage, Opponent (All TDs)

- 96 Jim Spavital, at BalC, Nov. 5, 1950
- 86 Hugh McElhenny, vs. SF, Nov. 18, 1956
- 85 Bob Hoernschemeyer, at Det., Nov. 22, 1951

#### Most Rushing Touchdowns, Game, Opponent

- 4 Bobby Douglass, vs. ChiB, Nov. 4, 1973
- DeAngelo Williams, vs. Car., Nov. 30, 2008
- 3 Several times (last: Robert Kelley, at Was., Nov. 20, 2016)

### PASSING

#### Most Passes Attempted, Game, Opponent

- 65 Philip Rivers, vs. SD, Oct. 18, 2015 (43 comp.)
- 62 Joey Harrington, at Mia., Oct. 22, 2006 (33 comp.)
- 59 John Elway, vs. Den., Oct. 10, 1993 (33 comp.)
- Kerry Collins, at NYG, Jan. 6, 2002 (36 comp.)
- Matthew Stafford, vs. Det., Jan. 1, 2012 (36 comp.)

#### Most Passes Completed, Game, Opponent

- 43 Philip Rivers, vs. SD, Oct. 18, 2015 (65 att.)
- 38 Tommy Kramer, at Min., Nov. 29, 1981 (55 att.)
- 36 Kerry Collins, at NYG, Jan. 6, 2002 (59 att.)
- Matthew Stafford, vs. Det., Jan. 1, 2012 (59 att.)
- 35 Jake Plummer, vs. Ari., Jan. 2, 2000 (57 att.)
- Marc Bulger, vs. StLR, Nov. 29, 2004 (53 att.)
- Drew Brees, vs. NO, Sept. 30, 2012 (54 att.)

#### Most Yards Passing, Game, Opponent

- 520 Matthew Stafford, vs. Det., Jan. 1, 2012 (36 comp.)
- 503 Ben Roethlisberger, at Pit., Dec. 20, 2009 (29 comp.)
- Philip Rivers, vs. SD, Oct. 18, 2015 (43 comp.)
- 464 Donovan McNabb, at Phi., Dec. 5, 2004 (32 comp.)
- 448 Marc Bulger, vs. StLR, Nov. 29, 2004 (35 comp.)

#### Longest Pass Completion, Opponent (All TDs)

- 98 Ogden Compton to Dick "Night Train" Lane, vs. ChiC, Nov. 13, 1955
- 97 Bobby Layne to Cloyce Box, at Det., Nov. 26, 1953
- 95 Bill Munson to Frank Pope, at LARm, Dec. 13, 1964

#### Most Touchdown Passes, Game, Opponent

- 6 Tommy Kramer, at Min., Sept. 28, 1986
- 5 Bob Waterfield, at LARm, Dec. 16, 1951
- Dan Marino, vs. Mia., Dec. 8, 1985
- Peyton Manning, at Ind., Sept. 26, 2004
- Donovan McNabb, at Phi., Dec. 5, 2004
- Matthew Stafford, vs. Det., Jan. 1, 2012

#### Most Passes Had Intercepted, Game, Opponent

- 7 Parker Hall, at CleR, Nov. 8, 1942 (25 att.)
- Frankie Sinkwich, at Det., Oct. 24, 1943 (26 att.)
- Bob Waterfield, vs. LARm, Oct. 17, 1948 (35 att.)

### PASS RECEIVING

#### Most Receptions, Game, Opponent

- 18 Tom Fears, at LARm, Dec. 3, 1950 (189 yards)
- 15 Kellen Winslow, vs. SD, Oct. 7, 1984 (157 yards)
- Andre Reed, at Buf., Nov. 20, 1994 (191 yards)

\* — holds or shares NFL record

#### Most Yards Gained, Game, Opponent

- 259 Julio Jones, vs. Atl., Dec. 8, 2014 (11 rec.)
- 244 Calvin Johnson, vs. Det., Jan. 1, 2012 (11 rec.)
- 212 Gene "Choo-Choo" Roberts, vs. NYG, Nov. 13, 1949 (7 rec.)
- Reggie Wayne, at Ind., Oct. 7, 2012 (13 rec.)

#### Most Touchdown Receptions, Game, Opponent

- 3 Several times (last: Vincent Jackson, at SD, Nov. 6, 2011)

### INTERCEPTIONS BY

#### Most Interceptions By, Game, Opponent

- 3 Several times (last: Vencie Glenn, at Min., Dec. 27, 1992)

#### Longest Interception Return, Opponent

- 99 Johnnie Johnson, at LARm, Sept. 21, 1980 (TD)
- 98 Shelton Quarles, at TB, Oct. 7, 2001 (TD)
- 95 Will Sherman, at LARm, Dec. 16, 1956 (TD)
- Willie Alexander, vs. HouO, Sept. 25, 1977 (TD)
- George Teague, at DalC, Nov. 14, 1999 (TD)
- Charles Tillman, at ChiB, Dec. 4, 2005

#### Most Touchdowns on Interceptions, Game, Opponent

- \*2 Kenny Johnson, at Atl., Nov. 27, 1983
- 1 Several times (last: William Jackson, vs. Cin., Sept. 24, 2017)

### PUNTING

#### Longest Punt, Opponent

- 88 Bob Waterfield, vs. LARm, Oct. 17, 1948
- 86 Bob Waterfield, vs. LARm, Oct. 5, 1947
- 84 Brian Moorman, vs. Buf., Dec. 22, 2002

### PUNT RETURNS

#### Longest Punt Return, Opponent (All TDs)

- 95 Carl Pickens, vs. Cin., Sept. 20, 1992
- Jacquez Green, vs. TB, Sept. 13, 1998
- 90 Carl Taseff, vs. BalC, Oct. 14, 1956
- Dick Bass, at LARm, Dec. 17, 1961

#### Most Touchdowns on Punt Returns, Game, Opponent

- \*2 Jack Christiansen, at Det., Nov. 22, 1951
- 1 Several times (last: Marcus Thigpen, at Buf., Dec. 14, 2014)

### KICKOFF RETURNS

#### Longest Kickoff Return, Opponent

- \*109 Cordarrelle Patterson, at Min., Oct. 27, 2013 (TD)
- 104 Ameer Abdullah, vs. Det., Nov. 15, 2015
- 101 Terry Fair, vs. Det. Sept. 6, 1998 (TD)
- Chris Williams, vs. ChiB, Nov. 9, 2014 (TD)
- 100 John Gilliam, vs. StLC, Dec. 21, 1969 (TD)

#### Most Touchdowns on Kickoff Returns, Game, Opponent

- \*2 Ron Brown, at LARm, Nov. 24, 1985
- 1 Several times (last: Jordan Todman, vs. Ind., Nov. 6, 2016)

### SACKS

Became an official NFL individual statistic in 1982

#### Most Sacks, Game, Opponent

- 5 Antwan Odom, vs. Cin., Sept. 20, 2009
- 4.5 Jared Allen, at Min., Oct. 5, 2009
- 4 Doug Martin, vs. Min., Oct. 23, 1983
- Keith Millard, at Min., Oct. 15, 1989
- Chris Clemons, at Sea., Sept. 24, 2012

### FUMBLE RETURNS

#### Longest Fumble Return, Opponent (All TDs)

- \*104 Jack Tatum, vs. Oak, Sept. 24, 1972
- 95 Mike Brown, vs. ChiB, Sept. 19, 2004



Vince Lombardi and Chicago coach George Halas enjoy a few words before a 1960s game at Wrigley Field. Thirty years earlier, during the Great Depression, Halas borrowed \$1,500 from the Packers to meet his Bears payroll.

## CHAMPIONSHIPS

### Most Seasons, League Champion

\*13 1929-31, 1936, 1938-39, 1944, 1961-62, 1965-67, 1996, 2010

### Most Consecutive Seasons, League Champion

\*3 1929-31, 1965-67

### Times Finishing First, Regular Season

26 1929-31, 1936, 1938-39, 1944, 1960-62, 1965-67  
1972, 1995-97, 2002-04, 2007, 2011-14, 2016

### Consecutive Times Finishing First, Regular Season

4 2011-2014  
3 1929-31, 1960-62, 1965-67, 1995-97, 2002-04

## GAMES WON

### Most Consecutive Games Won

15 2010-11  
11 1928-29, 1961-62  
9 1931, 1936, 1943-44, 1997-98  
8 1930, 1941, 1963, 2006-07, 2014-15

### Most Consecutive Games Won, Season

13 2011  
10 1929, 1962  
9 1931, 1936  
8 1930, 1941, 1963

### Most Consecutive Games Without Defeat

23 1928-30 (won 21, tied 2)

### Most Games Won, Regular Season

15 2011  
13 1962, 1996, 1997, 2007  
12 1929, 1931, 2001, 2002, 2014

### Most Consecutive Games Won, Start of Season

13 2011

### Most Consecutive Games Without Defeat, Season

13 1929 (won 12, tied 1), entire season  
2011 (won 13)

### Most Consecutive Games Without Defeat, Start of Season

13 1929 (won 12, tied 1), entire season  
2011 (won 13)

### Most Consecutive Games Without Defeat, End of Season

13 1929 (won 12, tied 1), entire season

### Most Consecutive Home Games Won

25 1995-98  
20 1929-32  
14 1923-26  
13 1961-62, 2010-11

### Most Consecutive Home Games Won, Green Bay

25 1995-98

### Most Consecutive Home Games Won, Milwaukee

16 1935-42

### Most Consecutive Home Games Without Defeat

\*30 1928-33 (won 27, tied 3)

### Most Consecutive Road Games Won

8 1941-42, 1966-67  
7 2006-07, 2011  
6 1928-29, 1935-36

### Most Consecutive Road Games Without Defeat

12 1928-30 (won 10, tied 2)

### Most Shutouts Won or Tied, Season (Since 1932)

7 1932 (won 6, tied 1)

### Most Consecutive Shutouts Won or Tied (Since 1932)

3 1932 (won 3)

## GAMES LOST

### Most Consecutive Games Lost

9 1948-49  
8 1951-52, 1953-54

### Most Consecutive Games Without Victory

9 1948-49 (lost 9), 1953-54 (lost 8, tied 1)

### Most Games Lost, Season

12 1986, 1988, 1991, 2005

### Most Consecutive Games Lost, Season

7 1948, 1951, 1958, 1984, 1988

### Most Consecutive Games Lost, Start of Season

6 1986

### Most Consecutive Games Lost, End of Season

7 1948, 1951, 1958

### Most Consecutive Games Without Victory, Season

7 1948 (lost 7), 1951 (lost 7), 1958 (lost 7),  
1984 (lost 7), 1988 (lost 7)

### Most Consecutive Games Without Victory, Start of Season

6 1986 (lost 6)

### Most Consecutive Games Without Victory, End of Season

7 1948 (lost 7), 1951 (lost 7), 1958 (lost 7)

### Most Consecutive Home Games Lost

7 1976-77, 1985-86

### Most Consecutive Home Games Lost, Green Bay

8 1985-87

### Most Consecutive Home Games Lost, Milwaukee

8 1956-59

### Most Consecutive Home Games Without Victory

8 1957-58 (lost 7, tied 1)

### Most Consecutive Road Games Lost

12 1957-59  
11 1949-50

### Most Consecutive Road Games Without Victory

12 1957-59 (lost 12)

### Most Shutouts Lost or Tied, Season

4 1928 (lost 3, tied 1), 1932 (lost 3, tied 1)

### Most Consecutive Shutouts Lost or Tied

2 1922 (lost 2), 1923 (lost 1, tied 1), 1925 (lost 2),  
1928 (lost 2), 1932 (lost 2), 1988 (lost 2)

## TIE GAMES

### Most Tie Games, Season

3 1922, 1926, 1928

### Most Consecutive Tie Games

2 1922, 1926

\* — holds or shares NFL record

## PACKERS CLINCHING DATES

With a 38-35 victory over the N.Y. Giants on Dec. 4, 2011, the Packers clinched the 19th division title in club history. By clinching the division crown with four games remaining, it matched the franchise record set in 2002 when the Packers clinched the NFC North with four games left on the schedule. A look at the clinching dates for each of the Packers' 23 division crowns:

Games remaining	Division Title	Date	Games remaining	Division Title	Date
4	2002 NFC North Division	Dec. 1	1	2004 NFC North Division	Dec. 24
4	2011 NFC North Division	Dec. 4	0	1939 NFL Western Division	Dec. 3
3	1967 NFL Western Conference	Nov. 26	0	1960 NFL Western Conference	Dec. 17
3	2007 NFC North Division	Dec. 9	0	1962 NFL Western Conference	Dec. 16
2	1961 NFL Western Conference	Dec. 3	0	1995 NFC Central Division	Dec. 24
2	1996 NFC Central Division	Dec. 8	0	2003 NFC North Division	Dec. 28
2	1997 NFL Central Division	Dec. 7	0	2013 NFC North Division	Dec. 29
2	2012 NFC North Division	Dec. 16	0	2014 NFC North Division	Dec. 28
1	1936 NFL Western Division	Nov. 29	0	2016 NFC North Division	Jan. 1
1	1944 NFL Western Division	Nov. 19	after season	1938 NFL Western Division	Dec. 14
1	1966 NFL Western Conference	Dec. 10	playoff game	1965 NFL Western Conference	Dec. 26
1	1972 NFC Central Division	Dec. 10			

## SCORING

### POINTS

#### Seasons Leading League

9 1931, 1936-38, 1961-62, 1996, 2011, 2014

#### Most Consecutive Seasons Leading League

3 1936-38

#### Most Points, Season

560	2011 (16 games)	456	1996 (16 games)
486	2014 (16 games)	442	2003 (16 games)
461	2009 (16 games)	435	2007 (16 games)

#### Fewest Points, Season

70	1922 (10 games)	108	1924 (11 games)
	1921 (6 games)	113	1927 (10 games)
85	1923 (10 games)	114	1949 (12 games)

#### Most Points, Game

57	vs. Detroit, Oct. 7, 1945 (57-21)
56	vs. Atlanta, Oct. 23, 1966 (56-3)
55	vs. Chicago Cardinals, Nov. 1, 1942 (55-24)
	vs. Cleveland Browns, Nov. 12, 1967 (55-7)
	vs. Tampa Bay, Oct. 2, 1983 (55-14)
	vs. Tennessee Titans, Dec. 23, 2012 (55-7)
	vs. Chicago Bears, Nov. 9, 2014 (55-14)

#### Most Points, Both Teams, Game

95	GB (48) vs. Washington (47), Oct. 17, 1983
88	GB (41) at Atlanta (47), Nov. 27, 1983 (ot)
87	GB (35) at Detroit (52), Nov. 22, 1951
86	GB (45) vs. Detroit (41), Jan. 1, 2012
84	GB (44) at Detroit (40), Nov. 27, 1986

#### Fewest Points, Both Teams, Game

*0	at Milwaukee Badgers, Oct. 22, 1922
	vs. Rock Island Independents, Oct. 29, 1922
	vs. St. Louis All-Stars, Oct. 7, 1923
	vs. Duluth Eskimos, Oct. 3, 1926
	vs. N.Y. Yankees, Nov. 11, 1928
	at Frankford Yellow Jackets, Nov. 28, 1929
	vs. Chicago Bears, Sept. 25, 1932
	at Chicago Cardinals, Dec. 6, 1936

#### Most Points, Shutout Victory, Game

49	vs. Chicago Bears, Sept. 30, 1962
	at Philadelphia, Nov. 11, 1962
47	vs. Pittsburgh Pirates, Oct. 15, 1933
41	vs. Cincinnati Reds, Oct. 14, 1934
37	vs. Washington, Sept. 24, 2001

#### Fewest Points, Shutout Victory, Game

\*2 at Chicago Bears, Oct. 16, 1932

#### Most Points Overcome to Win Game

23	vs. L.A. Rams, Sept. 12, 1982 (35-23, down 23-0)
	at Dallas Cowboys, Dec. 15, 2013 (37-36, down 26-3)
21	vs. New Orleans, Sept. 17, 1989 (35-34, down 21-0)
20	at Detroit, Dec. 3, 2015 (27-23, down 20-0)
18	at Detroit, Oct. 17, 1965 (31-21, down 21-3)
	vs. N.Y. Jets, Sept. 14, 2014 (31-24, down 21-3)

#### Most Points, Each Half

1st:	*49 vs. Tampa Bay, Oct. 2, 1983
	45 vs. Cleveland Browns, Nov. 12, 1967
	42 vs. Chicago Bears, Nov. 9, 2014
	41 vs. Detroit, Oct. 7, 1945
35	at Philadelphia, Nov. 11, 1962
	vs. Detroit, Dec. 6, 1992
	vs. New Orleans, Oct. 9, 2005
2nd:	38 at N.Y. Giants, Oct. 22, 1967
35	vs. Chicago Bears, Sept. 30, 1962
	vs. L.A. Rams, Sept. 12, 1982
	vs. Dallas Cowboys, Nov. 23, 1997
	vs. Arizona, Jan. 2, 2000
	vs. Tennessee Titans, Dec. 23, 2012

\* — holds or shares NFL record



Packers vs. Redskins, 1983

#### Most Points, Both Teams, Each Half

1st:	56 GB (49) vs. Tampa Bay (7), Oct. 2, 1983
	55 GB (28) at Indianapolis (27), Nov. 16, 1997
	GB (21) at Chicago Cardinals (34), Nov. 27, 1949
52	GB (21) at Detroit (31), Nov. 22, 1951
	GB (45) vs. Cleveland Browns (7), Nov. 12, 1967
	GB (17) at Indianapolis (35), Sept. 26, 2004
2nd:	56 GB (35) vs. Arizona (21), Jan. 2, 2000
	55 GB (28) vs. N.Y. Yanks (27), Oct. 8, 1950
	52 GB (28) at Chicago Bears (24), Nov. 6, 1955
	GB (28) at St. Louis Cardinals (24), Sept. 29, 1985
51	GB (24) vs. Washington (27), Oct. 17, 1983

#### Most Points, One Quarter

*41	vs. Detroit (second quarter), Oct. 7, 1945
35	vs. Cleveland Browns (first quarter), Nov. 12, 1967
	vs. Tampa Bay (second quarter), Oct. 2, 1983
28	Nine times, last:
	vs. Chicago Bears (second quarter), Nov. 9, 2014

#### Most Points, Both Teams, One Quarter

48 GB (41) vs. Detroit (7), Oct. 7, 1945 (second quarter)

#### Most Points, Each Quarter

1st:	*35 vs. Cleveland Browns, Nov. 12, 1967
2nd:	*41 vs. Detroit, Oct. 7, 1945
3rd:	23 vs. Detroit, Oct. 6, 1985
4th:	28 at Chicago Bears, Nov. 6, 1955
	at Minnesota, Nov. 21, 1965
	at N.Y. Giants, Oct. 22, 1967

#### Most Points, Both Teams, Each Quarter

1st:	*42 GB (35) vs. Cleveland Browns (7), Nov. 12, 1967
2nd:	48 GB (41) vs. Detroit (7), Oct. 7, 1945
3rd:	41 GB (21) vs. N.Y. Yanks (20), Oct. 8, 1950
4th:	*42 GB (28) at Chicago Bears (14), Nov. 6, 1955

#### Most Consecutive Games Scoring

233	1991-2005
175	2006-17
156	1958-69
122	1978-86
69	1938-44

### TOUCHDOWNS

#### Seasons Leading League, Overall Touchdowns

8 1932, 1937-38, 1961-62, 1996, 2011, 2014

#### Most Consecutive Seasons Leading League, Overall TDs

2 1937-38 and 1961-62

#### Most Overall Touchdowns, Season

70	2011 (16 games)	53	1962 (14 games)
58	2014 (16 games)		2003 (16 games)
56	1996 (16 games)		2012 (16 games)
54	2009 (16 games)	52	1983 (16 games)

#### Fewest Overall Touchdowns, Season (Since 1932)

14	1949, 1977
17	1946
19	1934, 1974

### MOST PRODUCTIVE TD COMBINATIONS, PACKERS HISTORY

TDs	Quarterback	Receiver/Tight End	Years
65	Aaron Rodgers	Jordy Nelson	2008-14, 16-17
57	Brett Favre	Antonio Freeman	1995-2001, 03
41	Brett Favre	Sterling Sharpe	1992-94
	Aaron Rodgers	James Jones	2008-13, 15
38	Aaron Rodgers	Greg Jennings	2007-12

TDs	Quarterback	Receiver/Tight End	Years
36	Brett Favre	Donald Driver	1999-2007
35	Lynn Dickey	Paul Coffman	1979-85
	Aaron Rodgers	Randall Cobb	2011-17
33	Cecil Isbell	Don Hutson	1938-42



**Most Overall Touchdowns, Game**

- 8 at Pittsburgh Steelers, Nov. 23, 1941  
vs. Chicago Cardinals, Nov. 1, 1942  
vs. Detroit, Oct. 7, 1945  
vs. Atlanta, Oct. 23, 1966
- 7 at Cleveland Browns, Oct. 15, 1961  
vs. Chicago Bears, Sept. 30, 1962  
at Philadelphia, Nov. 11, 1962  
vs. Cleveland Browns, Nov. 12, 1967  
vs. Tampa Bay, Oct. 2, 1983  
vs. Arizona, Jan. 2, 2000  
vs. New Orleans, Oct. 9, 2005  
vs. Denver, Oct. 2, 2011  
vs. Tennessee Titans, Dec. 23, 2012  
vs. Chicago Bears, Nov. 9, 2014  
vs. Philadelphia, Nov. 16, 2014

**Most Overall Touchdowns, Both Teams, Game**

- 12 GB (5) at Detroit (7), Nov. 22, 1951  
11 Eight times, last:  
GB (6) vs. Detroit (5), Jan. 1, 2012

**Most Consecutive Games Scoring Touchdowns**

- 108 2010-17 56 2006-10  
77 2000-04 48 1997-2000  
75 1992-97

**POINTS AFTER TOUCHDOWN****Most (One-Point) PAT, Season**

- 68 2011 (69 attempts) 51 1996 (53 attempts)  
53 2014 (55 attempts) 2003 (51 attempts)  
52 1962 (53 attempts)  
1983 (52 attempts)

**Fewest (One-Point) PAT, Season (Since 1932)**

- 11 1977 14 1932  
12 1949 15 1946



Reggie White, Brett Favre

**Most (One-Point) PAT, Game**

- 8 vs. Atlanta, Oct. 23, 1966  
7 vs. Chicago Cardinals, Nov. 1, 1942  
vs. Detroit, Oct. 7, 1945  
at Cleveland Browns, Oct. 15, 1961  
vs. Chicago Bears, Sept. 30, 1962  
at Philadelphia, Nov. 11, 1962  
vs. Cleveland Browns, Nov. 12, 1967  
vs. Tampa Bay, Oct. 2, 1983  
vs. Arizona, Jan. 2, 2000  
vs. New Orleans, Oct. 9, 2005  
vs. Denver, Oct. 2, 2011  
vs. Tennessee Titans, Dec. 23, 2012  
vs. Chicago Bears, Nov. 9, 2014

**Most (One-Point) PAT, Both Teams, Game**

- 12 GB (5) at Detroit (7), Nov. 22, 1951  
11 GB (4) at Chicago Bears (7), Nov. 6, 1955  
GB (5) vs. N.Y. Giants (6), Sept. 19, 1971  
GB (6) vs. Washington (5), Oct. 17, 1983  
GB (6) at San Diego (5), Nov. 6, 2011

**Most Two-Point Conversions, Season**

- 4 2015  
3 2009  
2 1996, 2000, 2003, 2004, 2005, 2008, 2016

**Most Two-Point Conversions, Game**

- 2 at Carolina, Oct. 3, 2005

**Most Two-Point Conversions, Both Teams, Game**

- 2 GB (0) vs. Detroit (2), Nov. 6, 1994  
GB (1) vs. Chicago Bears (1), Sept. 1, 1997  
GB (0) at Indianapolis (2), Nov. 16, 1997  
GB (2) at Carolina (0), Oct. 3, 2005

**FIELD GOALS****Seasons Leading League, Field Goals**

- \*11 1935-36, 1940-43, 1946-47, 1955, 1972, 1974

**Most Consecutive Seasons Leading League, Field Goals**

- \*4 1940-43

**Most Field Goals Attempted, Season**

- 48 1972 (made 33) 38 2000 (made 33)  
39 1974 (made 25) 37 1993 (made 31)  
2007 (made 31) 2013 (made 33)

**Fewest Field Goals Attempted, Season (Since 1938)**

- 5 1944 10 1942  
8 1951, 1956 13 1945

**Most Field Goals Attempted, Game**

- 6 vs. Detroit, Sept. 14, 1941  
vs. Detroit, Oct. 26, 1947  
at Pittsburgh Steelers, Oct. 30, 1960  
at Cleveland Browns, Sept. 17, 1972  
vs. Dallas Cowboys, Oct. 1, 1972  
vs. Detroit, Dec. 3, 1972  
vs. Detroit, Sept. 29, 1974  
at Minnesota, Nov. 17, 1974

**Most Field Goals Attempted, Both Teams, Game (Since 1933)**

- \*11 GB (6) vs. Detroit (5), Sept. 29, 1974  
10 GB (5) at St. Louis Cardinals (5), Dec. 5, 1971  
9 GB (5) at Baltimore Colts (4), Oct. 18, 1964  
GB (3) vs. Chicago Bears (6), Nov. 8, 1987  
GB (4) at N.Y. Jets (5), Nov. 3, 1991

**Most Field Goals, Season**

- 33 1972 (48 att.) 29 1998 (33 att.)  
2000 (38 att.) 28 2002 (34 att.)  
2013 (37 att.) 27 2008 (34 att.)  
31 1993 (37 att.) 2009 (36 att.)  
2007 (39 att.) 2014 (33 att.)

**Fewest Field Goals, Season (Since 1932)**

- \*0 1932, 1944

**Most Field Goals, Game**

- 5 at L.A. Raiders, Nov. 11, 1990  
vs. San Francisco, Oct. 14, 1996  
at Arizona, Sept. 24, 2000  
vs. Detroit, Oct. 6, 2013  
at Minnesota, Nov. 22, 2015  
4 Several times, last: vs. Seattle, Sept. 20, 2015

**Most Field Goals, Both Teams, Game**

- 8 GB (4) vs. Detroit (4), Sept. 29, 1974

**Most Consecutive Games, Field Goal Made**

- 17 2013-14 12 1980-81  
15 2004-05 1991-92, 2007  
14 1987, 1997-98

**SAFETIES****Most Safeties, Season**

- 3 1932, 1975  
2 1929, 1939, 1947, 1959, 1988

**Most Safeties, Game**

- 1 Several times, last: vs. Detroit, Dec. 28, 2014

**Most Safeties, Both Teams, Game**

- 2 GB (0) at Los Angeles Rams (2), Oct. 21, 1973  
GB (0) at Minnesota (2), Nov. 9, 2008

\* — holds or shares NFL record

**HERBER-TO-HUTSON: DID YOU KNOW?**

The Packers' Arnie Herber was one of the NFL's first long-bomb passers, and he did it with unusually small hands. At Green Bay West High School, Herber learned he could improve his distance and accuracy by palming the ball, rather than using the laces. His most-feared target, the incomparable Don Hutson, had flat feet, and trainers had to tape them in a special way. That taping job gave Hutson a strange running motion, which totally stunned opponents, because his loping style disguised his true speed.

## FIRST DOWNS

### Seasons Leading League

5 1940, 1942, 1944, 1960, 1962

### Most First Downs, Season

356 2014 (104 rushing, 222 passing, 30 penalty)  
 354 2004 (98 rushing, 228 passing, 28 penalty)  
 353 2011 (89 rushing, 230 passing, 34 penalty)  
 351 2013 (119 rushing, 201 passing, 31 penalty)  
 349 2016 (91 rushing, 222 passing, 36 penalty)

### Fewest First Downs, Season

125 1935  
 131 1945 (73 rushing, 44 passing, 14 penalty)  
 134 1938  
 140 1937  
 147 1944 (70 rushing, 63 passing, 14 penalty)

### Most First Downs, Game

37 at Phi., Nov. 11, 1962 (21 ru., 15 pa., 1 pen.)  
 32 at TB, Oct. 12, 1980 (11 ru., 21 pa.)  
 at Atl., Nov. 27, 1983 (11 ru., 18 pa., 3 pen.)  
 vs. ChiB, Oct. 20, 2016 (5 ru., 21 pa., 6 pen.)  
 31 vs. TB, Dec. 1, 1985 (12 ru., 17 pa., 2 pen.)  
 at Det., Nov. 12, 1989 (10 ru., 19 pa., 2 pen.)  
 30 vs. Det., Oct. 28, 1984 (10 ru., 16 pa., 4 pen.)  
 vs. Det., Oct. 6, 1985 (16 ru., 13 pa., 1 pen.)  
 vs. NO, Sept. 30, 2012 (5 ru., 21 pa., 4 pen.)  
 vs. Min., Nov. 24, 2013 (11 ru., 16 pa., 3 pen.)

### Fewest First Downs, Game

3 vs. Chicago Cardinals, Sept. 18, 1932  
 at Boston Redskins, Nov. 4, 1934 (3 ru.)  
 vs. Chicago Cardinals, Nov. 18, 1934  
 4 at Detroit, Nov. 17, 1935 (4 ru.)  
 5 Several times, last:  
 vs. New England, Nov. 19, 2006 (2 ru., 3 pa.)

### Most First Downs, Both Teams, Game

59 GB (27) vs. Detroit (32), Jan. 1, 2012  
 58 GB (30) vs. Minnesota (28), Nov. 24, 2013  
 57 GB (32) at Atlanta (25), Nov. 27, 1983  
 56 GB (23) vs. Washington (33), Oct. 17, 1983  
 GB (26) vs. Arizona (30), Jan. 2, 2000

### Fewest First Downs, Both Teams, Game

5 GB (5) vs. N.Y. Giants (0), Oct. 1, 1933  
 GB (3) vs. Chi. Cardinals (2), Nov. 18, 1934  
 8 GB (3) vs. Chi. Cardinals (5), Sept. 18, 1932  
 10 GB (5) at Portsmouth (5), Dec. 4, 1932  
 GB (6) at Chi. Cardinals (4), Nov. 5, 1933

### Most First Downs, Rushing, Season

145 1962 133 1964  
 142 1961 127 2003  
 135 1960

### Fewest First Downs, Rushing, Season

59 1982 69 1970, 2007  
 60 1943 70 1944  
 65 1942

### Most First Downs, Rushing, Game

21 vs. Philadelphia, Nov. 11, 1962  
 19 vs. San Francisco, Oct. 11, 1959  
 at N.Y. Giants, Oct. 22, 1967  
 18 vs. Baltimore Colts, Oct. 18, 1953  
 vs. Detroit, Oct. 2, 1960  
 vs. Minnesota, Dec. 22, 1996

### Fewest First Downs, Rushing, Game

0 vs. Seattle, Dec. 9, 1990  
 at Detroit, Nov. 28, 2013  
 1 Several times, last: vs. Minnesota, Dec. 24, 2016

### Most First Downs, Rushing, Both Teams, Game

30 GB (13) vs. New Orleans (17), Sept. 9, 1979  
 29 GB (11) at L.A. Rams (18), Dec. 16, 1956  
 GB (19) at N.Y. Giants (10), Oct. 22, 1967  
 28 GB (15) vs. Detroit (13), Oct. 26, 1947  
 GB (9) at Chicago Bears (19), Nov. 6, 1955  
 GB (16) vs. Atlanta (12), Oct. 26, 1969

### Fewest First Downs, Rushing, Both Teams, Game

3 GB (1) at Detroit (2), Sept. 11, 2005  
 4 GB (1) at Philadelphia (3), Oct. 13, 1946  
 GB (2) vs. N.Y. Giants (2), Nov. 8, 1981  
 GB (3) vs. Tampa Bay (1), Sept. 13, 1998  
 GB (3) vs. Detroit (1), Sept. 9, 2001  
 GB (3) at Carolina (1), Sept. 30, 2001  
 GB (2) at Chicago Bears (2), Oct. 7, 2002  
 GB (2) vs. New Orleans (2), Sept. 17, 2006

### Most First Downs, Passing, Season

235 1995 222 2014, 2016  
 230 2011 214 1983  
 228 2004

### Fewest First Downs, Passing, Season

34 1946 63 1944  
 58 1948 66 1939, 1940, 1943

### Most First Downs, Passing, Game

22 vs. Minnesota, Nov. 11, 2007  
 21 vs. St. Louis Cardinals, Dec. 21, 1969  
 at Tampa Bay, Oct. 12, 1980  
 at Carolina, Sept. 27, 1998  
 vs. Jacksonville, Dec. 19, 2004  
 at N.Y. Giants, Dec. 4, 2011  
 vs. New Orleans, Sept. 30, 2012  
 vs. Chicago Bears, Oct. 20, 2016

### Fewest First Downs, Passing, Game

0 vs. Cleveland Rams, Sept. 21, 1941  
 vs. Chicago Bears, Sept. 25, 1949  
 1 Several times, last: vs. Ind., Nov. 24, 1991

### Most First Downs, Passing, Both Teams, Game

47 GB (20) vs. Detroit (27), Jan. 1, 2012  
 44 GB (21) vs. New Orleans (23), Sept. 30, 2012  
 38 GB (17) vs. Washington (21), Oct. 17, 1983  
 37 GB (19) at Indianapolis (18), Sept. 26, 2004  
 36 GB (21) at N.Y. Giants (15), Dec. 4, 2011  
 GB (18) vs. Minnesota (18), Dec. 24, 2016

### Fewest First Downs, Passing, Both Teams, Game

1 GB (0) vs. Cleveland Rams (1), Sept. 21, 1941  
 3 GB (2) at Chicago Cardinals (1), Dec. 6, 1936  
 GB (1) at San Francisco (2), Dec. 10, 1960  
 4 GB (4) at Chicago Bears (0), Nov. 7, 1937  
 GB (3) at Philadelphia (1), Nov. 29, 1942  
 GB (1) vs. Chicago Bears (3), Sept. 29, 1946  
 GB (3) at Chicago Bears (1), Nov. 3, 1946

### Most First Downs, Penalty, Season

44 2015 34 2011  
 43 2012 32 1985, 2009, 2017  
 36 2005, 2016

### Fewest First Downs, Penalty, Season

6 1940 11 1964  
 8 1939, 1943 12 1955

### Most First Downs, Penalty, Game

6 at L.A. Rams, Sept. 20, 1981  
 vs. Dallas Cowboys, Nov. 23, 1997  
 vs. Detroit, Nov. 21, 1999  
 vs. Philadelphia, Sept. 17, 2000  
 vs. Baltimore Ravens, Dec. 7, 2009  
 vs. Jacksonville, Oct. 28, 2012  
 vs. Chicago Bears, Oct. 20, 2016  
 5 Several times, last: vs. Chicago Bears, Nov. 26, 2015

### Most First Downs, Penalty, Both Teams, Game

11 GB (5) vs. Indianapolis (6), Oct. 19, 2008  
 10 GB (4) vs. Washington (6), Oct. 20, 2002  
 GB (4) at Philadelphia (6), Dec. 5, 2004  
 GB (6) vs. Baltimore Ravens (4), Dec. 7, 2009  
 9 GB (6) vs. Detroit (3), Nov. 21, 1999  
 GB (5) at Detroit (4), Nov. 22, 2001  
 GB (5) vs. Detroit (4), Dec. 12, 2004  
 GB (3) at N.Y. Giants (5), Sept. 16, 2007  
 GB (3) at Denver (6), Oct. 29, 2007  
 GB (5) at Seattle (4), Sept. 24, 2012  
 GB (6) vs. Jacksonville (3), Oct. 28, 2012  
 GB (5) vs. Kansas City (4), Sept. 28, 2015

## NET YARDS GAINED

(Rushing and passing)

### Seasons Leading League

3 1937-38, 1940

### Most Yards Gained, Season

6,482 2011 (1,558 rushing, 4,924 passing)  
 6,404 2013 (2,136 rushing, 4,268 passing)  
 6,357 2004 (1,908 rushing, 4,449 passing)  
 6,178 2014 (1,917 rushing, 4,261 passing)  
 6,172 1983 (1,807 rushing, 4,365 passing)

\* — holds or shares NFL record

**Fewest Yards Gained, Season**

2,340	1934	(1,183 rushing, 1,165 passing, -8 laterals)
2,618	1946	(1,765 rushing, 841 passing, 12 laterals)
2,702	1933	(1,513 rushing, 1,186 passing, 3 laterals)
2,869	1945	(1,325 rushing, 1,536 passing, 8 laterals)
2,910	1982	(1,081 rushing, 1,829 passing)

**Most Yards Gained, Game**

628	at Philadelphia, Nov. 11, 1962	(294 ru., 334 pa.)
580	vs. Washington, Sept. 15, 2013	(139 ru., 441 pa.)
569	at Tampa Bay, Oct. 12, 1980	(154 ru., 415 pa.)
550	vs. Detroit, Jan. 1, 2012	(81 ru., 469 pa.)
548	at Oakland, Dec. 22, 2003	(156 ru., 392 pa.)

**Fewest Yards Gained, Game**

36	at Cincinnati, Sept. 26, 1976	(71 ru., -35 pa.)
61	at Boston Redskins, Nov. 4, 1934	(55 ru., 6 pa.)
63	vs. Dallas Cowboys, Oct. 24, 1965	(73 ru., -10 pa.)
	at L.A. Rams, Oct. 21, 1973	(35 ru., 28 pa.)
	at Detroit, Oct. 28, 1973	(60 ru., 3 pa.)

**Most Yards Gained, Both Teams, Game**

1,125	GB (550) vs. Detroit (575), Jan. 1, 2012
1,025	GB (473) vs. Washington (552), Oct. 17, 1983
1,002	GB (580) vs. Washington (422), Sept. 15, 2013
986	GB (491) at New Orleans (495), Oct. 26, 2014
977	GB (479) at Houston Oilers (498), Sept. 4, 1983

**Fewest Yards Gained, Both Teams, Game (Since 1933)**

136	GB (86) vs. Chicago Cardinals (50), Nov. 18, 1934
173	GB (107) vs. N.Y. Giants (66), Oct. 1, 1933
195	GB (118) vs. Chicago Bears (77), Sept. 18, 1938
206	GB (61) at Boston Redskins (145), Nov. 4, 1934
208	GB (115) at Chicago Cardinals (93), Nov. 29, 1934

**Most Consecutive Games, 400 or More Yards Gained**

4	1984, 1989, 2009
3	1961, 1980, 2004 (twice), 2007, 2014, 2016
2	Several times, last: 2014

**Most Consecutive Games, 300 or More Yards Gained**

19	2014-15	13	2014
18	2011-12	12	2000-01
17	2016-17		

**RUSHING****Seasons Leading League, Rushing Yards**

4	1946, 1961-62 and 1964
---	------------------------

**Most Consecutive Seasons Leading League**

2	1961-62
---	---------

**ATTEMPTS****Most Rushing Attempts, Season**

560	1946	527	1973
550	1978	518	1962
544	1972		

**Fewest Rushing Attempts, Season**

283	1982	337	1956
313	1951	345	1958
321	1954		

**Most Rushing Attempts, Game**

64	at Washington, Dec. 1, 1946
63	vs. Pittsburgh Steelers, Oct. 20, 1946
62	vs. Chicago Cardinals, Sept. 12, 1937
	vs. Cleveland Rams, Sept. 21, 1947
	at Chicago Cardinals, Nov. 10, 1946

**Fewest Rushing Attempts, Game**

7	vs. Miami, Sept. 11, 1994
10	vs. Seattle, Dec. 9, 1990
11	at Chicago Bears, Nov. 27, 1988
	at Denver, Oct. 17, 1999
	vs. Tennessee Titans, Oct. 11, 2004
12	vs. San Diego, Oct. 7, 1984
	at Buffalo, Nov. 20, 1994
	at Tampa Bay, Dec. 26, 1999
	at Pittsburgh Steelers, Dec. 20, 2009

**Most Rushing Attempts, Both Teams, Game**

*108	GB (38) at Chicago Cardinals (70), Dec. 5, 1948
102	GB (51) vs. Pittsburgh Steelers (51), Nov. 20, 1949
101	GB (32) at Chicago Cardinals (69), Dec. 6, 1936
100	GB (62) vs. Chicago Cardinals (38), Sept. 12, 1937
99	GB (56) at Chicago Bears (43), Nov. 1, 1936
	GB (37) vs. Washington (62), Oct. 24, 1948
	GB (55) at L.A. Rams (44), Oct. 23, 1949



Vince Lombardi

**Fewest Rushing Attempts, Both Teams, Game**

31	GB (12) at Pittsburgh Steelers (19), Dec. 20, 2009
33	GB (15) at Chicago Bears (18), Sept. 27, 2010
35	GB (15) vs. Minnesota (20), Dec. 24, 2016
37	GB (24) vs. Carolina (13), Dec. 12, 1999
38	GB (17) at Washington (21), Oct. 10, 2010
	GB (17) vs. San Diego (21), Oct. 18, 2015

**YARDS GAINED****Most Yards Gained Rushing, Season**

2,558	2003	2,276	1964
2,460	1962	2,248	1963
2,350	1961		

**Fewest Yards Gained Rushing, Season**

1,081	1982	1,274	1942
1,183	1934	1,325	1945
1,196	1951		

**Most Yards Gained Rushing, Game**

366	vs. Detroit, Oct. 26, 1947	(50 att.)
312	vs. N.Y. Yanks, Oct. 8, 1950	(40 att.)
303	vs. Baltimore Colts, Oct. 18, 1953	(56 att.)
301	at Washington, Dec. 1, 1946	(64 att.)
298	at Chicago Bears, Dec. 16, 1973	(53 att.)

\* — holds or shares NFL record

**50TH ANNIVERSARY TEAM (1969)**

Don Hutson	.....End	Bart Starr	.....Quarterback	Larry Craig	.....End	Ray Nitschke	.....Linebacker
Boyd Dowler	.....End	Paul Hornung	.....Running Back	Lavvie Dilweg	.....End	Dave Robinson	.....Linebacker
Cal Hubbard	.....Tackle	Clarke Hinkle	.....Running Back	Willie Davis	.....End	Bill Forester	.....Linebacker
Fred "Fuzzy" Thurston	.....Guard	Jim Taylor	.....Running Back	Robert "Cal" Hubbard	.....Tackle	Herb Adderley	.....Def. Back
Jim Ringo	.....Center			Henry Jordan	.....Tackle	Jesse Whittenton	.....Def. Back
Jerry Kramer	.....Guard			Dave Hanner	.....Tackle	Bobby Dillon	.....Def. Back
Forrest Gregg	.....Tackle					Willie Wood	.....Def. Back

**Fewest Yards Gained Rushing, Game**

12	at Tampa Bay, Dec. 26, 1999 (12 attempts)
13	vs. Seattle, Dec. 9, 1990 (10 attempts)
17	vs. Boston Redskins, Sept. 17, 1933 (37 attempts)
18	vs. Chicago Cardinals, Oct. 21, 1934 (29 attempts)
20	at Boston Redskins, Nov. 8, 1936 (30 attempts) at Baltimore Colts, Oct. 28, 1956 (18 attempts)

**Most Yards Gained Rushing, Both Teams, Game**

557	GB (151) at Chicago Bears (406), Nov. 6, 1955
508	GB (366) vs. Detroit (142), Oct. 26, 1947
506	GB (294) vs. Cleveland Rams (212), Oct. 22, 1944
502	GB (312) vs. N.Y. Yanks (190), Oct. 8, 1950
495	GB (181) at L.A. Rams (314), Dec. 16, 1956

**Fewest Yards Gained Rushing, Both Teams, Game**

81	GB (44) at Miami (37), Sept. 22, 1991
85	GB (18) vs. Chicago Cardinals (67), Oct. 21, 1934 GB (35) at Philadelphia (50), Oct. 13, 1946
87	GB (37) vs. Tampa Bay (50), Sept. 13, 1998
92	GB (79) vs. Carolina (13), Dec. 12, 1999

**AVERAGE GAIN, RUSHING****Highest Average Gain, Rushing, Season**

5.05	2003 (507 att., 2,558 yds.)
4.96	1961 (474 att., 2,350 yds.)
4.75	1962 (518 att., 2,460 yds.)
4.70	1985 (470 att., 2,208 yds.)
4.65	2013 (459 att., 2,136 yds.)

**Lowest Average Gain, Rushing, Season**

2.59	1934 (456 att., 1,183 yds.)
3.07	1932 (434 att., 1,333 yds.)
3.11	1933 (487 att., 1,513 yds.)
3.12	1977 (469 att., 1,464 yds.)
3.15	1939 (500 att., 1,574 yds.)

**TOUCHDOWNS, RUSHING****Most Touchdowns, Rushing, Season**

*36	1962 (14 games)	23	1964 (14 games)
29	1960 (12 games)	22	1963 (14 games)
27	1961 (14 games)		

**Fewest Touchdowns, Rushing, Season**

5 1922, 1923, 1924, 1977, 1990

**Most Touchdowns, Rushing, Game**

6	at Cleveland Browns, Oct. 15, 1961 at Philadelphia, Nov. 11, 1962
5	vs. Pittsburgh Pirates, Oct. 15, 1933 vs. Chicago Bears, Sept. 30, 1962 at Chicago Bears, Nov. 4, 1962 at N.Y. Giants, Oct. 22, 1967 vs. New England, Oct. 9, 1988 vs. Seattle, Dec. 27, 2009

**Most Touchdowns, Rushing, Both Teams, Game**

*8	GB (3) at Chicago Bears (5), Nov. 6, 1955
7	GB (4) vs. Chicago Bears (3), Sept. 30, 1945
6	GB (4) vs. Seattle (3), Oct. 15, 1978 Several times, last: GB (6) at Phi. (0), Nov. 11, 1962

**PASSING****ATTEMPTS****Most Passes Attempted, Season**

630	2006 (350 comp.)	609	1994 (375 comp.)
626	2005 (383 comp.)	605	1999 (344 comp.)
620	2016 (403 comp.)		

**Fewest Passes Attempted, Season**

134	1932 (48 comp.)	209	1933 (89 comp.)
178	1946 (54 comp.)	210	1938 (91 comp.)
197	1934 (74 comp.)		

**Most Passes Attempted, Game**

61	vs. San Francisco, Oct. 14, 1996 (28 comp.) vs. Detroit, Nov. 15, 2015 (35 comp.)
60	at Detroit, Nov. 12, 1989 (35 comp.)
59	at New Orleans, Sept. 14, 1986 (28 comp.)
58	at Chicago Bears, Dec. 4, 2005 (31 comp.)

**Fewest Passes Attempted, Game**

*0	vs. Portsmouth, Oct. 8, 1933
4	vs. Brooklyn Dodgers, Oct. 23, 1932
5	at Chicago Bears, Oct. 16, 1932 vs. Detroit, Nov. 1, 1971
6	vs. N.Y. Giants, Oct. 2, 1932

**Most Passes Attempted, Both Teams, Game**

103	GB (44) vs. Detroit (59), Jan. 1, 2012
100	GB (47) at New England (53), Oct. 2, 1994
93	GB (61) vs. San Francisco (39), Oct. 14, 1996
99	GB (61) vs. Detroit (38), Nov. 15, 2015
98	GB (45) at Carolina (53), Sept. 27, 1998

**Fewest Passes Attempted, Both Teams, Game**

11	GB (0) vs. Portsmouth (11), Oct. 8, 1933
13	GB (9) vs. Chicago Bears (4), Sept. 25, 1932
	GB (8) vs. Chicago Cardinals (5), Nov. 18, 1934
14	GB (8) vs. Chicago Bears (6), Sept. 18, 1938
15	GB (10) at Chicago Cardinals (5), Dec. 6, 1936

**COMPLETIONS****Most Passes Completed, Season**

403	2016 (620 att.)	382	2004 (598 att.)
383	2005 (626 att.)	376	2011 (552 att.)
2007	(578 att.)		

**Fewest Passes Completed, Season**

48	1932 (134 att.)	81	1945 (218 att.)
54	1946 (178 att.)	89	1933 (209 att.)
74	1934 (197 att.)		

**Most Passes Completed, Game**

39	vs. Chicago Bears, Oct. 20, 2016 (56 att.)
36	at Chicago Bears, Dec. 5, 1993 (54 att.)
35	at Tampa Bay, Oct. 12, 1980 (51 att.) at Detroit, Nov. 12, 1989 (60 att.) vs. Minnesota, Nov. 11, 2007 (48 att.) vs. Detroit, Nov. 15, 2015 (61 att.) at Cleveland Browns, Dec. 10, 2017 (46 att.)

**Fewest Passes Completed, Game**

*0	vs. Portsmouth, Oct. 8, 1933 vs. Chicago Bears, Sept. 25, 1949
----	---

**Most Passes Completed, Both Teams, Game**

67	GB (31) vs. Detroit (36), Jan. 1, 2012
66	GB (31) vs. New Orleans (35), Sept. 30, 2012
62	GB (34) at Indianapolis (28), Sept. 26, 2004
60	GB (34) vs. Washington (26), Sept. 15, 2013
59	GB (27) vs. New Orleans (32), Sept. 8, 2011 GB (35) vs. Detroit (24), Nov. 15, 2015

**Fewest Passes Completed, Both Teams, Game**

2	GB (1) vs. Chicago Bears (1), Sept. 25, 1932 GB (2) vs. Chicago Cardinals (0), Nov. 18, 1934
4	GB (3) at Chicago Cardinals (1), Nov. 29, 1934 GB (3) vs. Chicago Bears (1), Sept. 18, 1938
5	GB (0) vs. Portsmouth (5), Oct. 8, 1933 GB (3) at Chicago Cardinals (2), Dec. 6, 1936 GB (4) vs. Chicago Cardinals (1), Sept. 12, 1937

**YARDS GAINED, PASSING****Seasons Leading League, Passing Yards**

5 1934-37, 1942

**Most Consec. Seasons Leading League, Passing Yards**

4 1934-37

**Most Gross Yards Gained, Passing, Season**

5,161	2011	4,539	1995
4,688	1983	4,538	2013
4,550	2004		

**Most Net Yards Gained, Passing, Season**

4,924	2011	4,334	2007
4,449	2004	4,322	1995
4,365	1983		

**Fewest Net Yards Gained, Passing, Season**

798	1932	1,186	1933
841	1946	1,283	1973
1,165	1934		

**Most Net Yards Gained, Passing, Game**

469	vs. Detroit, Jan. 1, 2012 (44-31-1, 6 TD)
441	vs. Washington, Sept. 15, 2013 (42-34-0, 4 TD)
423	vs. Chicago Cardinals, Nov. 1, 1942 (27-13-1, 6 TD)
422	vs. St. Louis Cardinals, Dec. 21, 1969 (34-23-1, 5 TD)
415	at Tampa Bay, Oct. 12, 1980 (51-35-2, 1 TD)

**Fewest Net Yards Gained, Passing, Game**

-35	at Cincinnati, Sept. 26, 1976
-18	at Chicago Cardinals, Dec. 5, 1948
-12	vs. Chicago Bears, Nov. 4, 1973
-10	vs. Dallas Cowboys, Oct. 24, 1965
-7	vs. Chicago Bears, Sept. 25, 1949

\* — holds or shares NFL record



**Most Net Yards Gained, Passing, Both Teams, Game**

- \*971 GB (469) vs. Detroit (502), Jan. 1, 2012
- 848 GB (376) at Pittsburgh Steelers (472), Dec. 20, 2009
- 778 GB (385) at Indianapolis (393), Sept. 26, 2004
- 771 GB (403) vs. Washington (368), Oct. 17, 1983
- 755 GB (441) vs. Washington (314), Sept. 15, 2013

**Fewest Net Yards, Passing, Both Teams, Game**

- \*-11 GB (-10) vs. Dallas Cowboys (-1), Oct. 24, 1965
- 10 GB (16) at Chicago Cardinals (-6), Nov. 29, 1934
- 20 GB (13) vs. Chicago Bears (7), Sept. 25, 1932
- GB (20) vs. Chicago Cardinals (0), Nov. 18, 1934
- 29 GB (-35) at Cincinnati (64), Sept. 26, 1976

**300-YARD NET PASSING EFFORTS**

**Most Games, 300 Net Yards Passing, Season**

- 8 2014
- 7 2007
- 6 1983, 1989, 2004, 2011
- 5 2009, 2012, 2016
- 4 1984, 1994, 1995, 2001, 2013
- 3 1942, 1999, 2002, 2005, 2006, 2010, 2015

**Most Consecutive Games, 300 Net Yards Passing**

- 4 2011, 2012-13
- 3 1984, 2004, 2007 (twice), 2014, 2016

**Most Consec. Games, Fewer Than 300 Yards Net Passing**

- 149 1970-80
- 86 1933-40
- 95 1943-51

**TIMES SACKED**

*Became an official NFL team statistic in 1963*

**Most Times Sacked, Season**

- |                    |                    |
|--------------------|--------------------|
| 62 1990 (16 games) | 51 1988 (16 games) |
| 52 1981 (16 games) | 2009 (16 games)    |
|                    | 2012 (16 games)    |
|                    | 2017 (16 games)    |

**Fewest Times Sacked, Season**

- |                    |                    |
|--------------------|--------------------|
| 14 2004 (16 games) | 18 1971 (14 games) |
| 17 1972 (14 games) | 19 2003 (16 games) |
| 1974 (14 games)    | 2007 (16 games)    |

**Most Times Sacked, Game**

- 11 vs. Detroit, Nov. 7, 1965
- 10 at San Diego, Sept. 24, 1978
- 9 at Chicago Bears, Dec. 13, 1970
- at N.Y. Jets, Dec. 20, 1981
- vs. Detroit, Dec. 12, 1982
- at Arizona, Dec. 27, 2015

**Most Times Sacked, Both Teams, Game**

- \*18 GB (10) at San Diego (8), Sept. 24, 1978
- 14 GB (5) vs. Dallas Cowboys (9), Oct. 24, 1965
- 13 GB (11) vs. Detroit (2), Nov. 7, 1965
- GB (8) at L.A. Raiders (5), Nov. 11, 1990
- 12 GB (4) vs. L.A. Rams (8), Sept. 25, 1966
- GB (5) at Detroit (7), Dec. 15, 1979
- GB (6) at Tampa Bay (6), Oct. 27, 1991
- GB (5) vs. Chicago Bears (7), Sept. 13, 2012

**Fewest Yards Lost, by Sack/Attempting to Pass, Season**

- 101 2004
- 124 1972
- 126 1974
- 127 2007
- 137 2003

**COMPLETION PERCENTAGE**

**Seasons Leading League, Completion Percentage**

- 8 1936, 1941, 1961-62, 1964, 1966, 1968, 1998

**Most Consecutive Seasons Leading League, Comp. Pct.**

- 2 1961-62

**Highest Completion Percentage, Season**

- 68.12 2011 (376 completions in 552 attempts)
- 67.03 2012 (374 completions in 558 attempts)
- 66.26 2007 (383 completions in 578 attempts)
- 65.54 2003 (310 completions in 473 attempts)
- 65.11 2014 (349 completions in 536 attempts)

**Lowest Completion Percentage, Season**

- 30.34 1946 (54 completions in 178 attempts)
- 30.43 1949 (91 completions in 299 attempts)
- 35.82 1932 (48 completions in 134 attempts)
- 37.16 1945 (81 completions in 218 attempts)
- 37.56 1934 (74 completions in 197 attempts)

**TOUCHDOWNS, PASSING**

**Most Touchdowns, Passing, Season**

- |               |               |         |
|---------------|---------------|---------|
| 51 2011       | 39 1995, 1996 | 36 2004 |
| 40 2012, 2016 | 38 2014       |         |

**Fewest Touchdowns, Passing, Season**

- |        |        |
|--------|--------|
| 1 1921 | 5 1923 |
| 3 1922 | 1949   |
| 4 1927 | 1974   |
| 1946   |        |

**Most Touchdowns, Passing, Game**

- 6 vs. Chicago Cardinals, Nov. 1, 1942
- vs. Detroit, Oct. 7, 1945
- vs. Detroit, Jan. 1, 2012
- at Houston Texans, Oct. 14, 2012
- vs. Chicago Bears, Nov. 9, 2014
- 5 vs. St. Louis Cardinals, Dec. 21, 1969
- at New Orleans, Dec. 13, 1981
- at Houston Oilers, Sept. 4, 1983
- vs. Chicago Bears, Nov. 12, 1995
- vs. Minnesota, Sept. 21, 1997
- at Carolina, Sept. 27, 1998
- vs. Kansas City, Sept. 28, 2015

**Most Touchdowns, Passing, Both Teams, Game**

- 11 GB (6) vs. Detroit (5), Jan. 1, 2012
- 9 GB (4) at Indianapolis (5), Sept. 26, 2004
- 8 GB (4) at Detroit (4), Nov. 22, 1951
- GB (3) at Detroit (5), Nov. 27, 1952
- GB (5) vs. Minnesota (3), Sept. 21, 1997
- GB (4) vs. Minnesota (4), Nov. 14, 2004
- GB (4) at San Diego (4), Nov. 6, 2011

**PASSES HAD INTERCEPTED**

**Most Passes Had Intercepted, Season**

- |         |                           |
|---------|---------------------------|
| 37 1950 | 30 1984, 2005             |
| 34 1953 | 29 1948, 1949, 1951, 1980 |
| 32 1983 |                           |

**Fewest Passes Had Intercepted, Season**

- |                          |                      |
|--------------------------|----------------------|
| 5 1966                   | 9 1972               |
| 6 1964, 2014             | 13 1941, 1960, 1962, |
| 8 2009, 2011, 2012, 2015 | 1996, 2008, 2010     |
| 2016                     |                      |

\* — holds or shares NFL record

**NOTABLE OPPONENT ABBREVIATIONS USED IN RECORDS & HISTORY SECTION**

- |                |  |           |   |
|----------------|--|-----------|---|
| BalC.....      | Baltimore Colts, 1950, 1953-1983               | HouO..... | Houston Oilers, 1960-96                   |
| BalR.....      | Baltimore Ravens, 1996-present                 | HouT..... | Houston Texans, 2002-present              |
| Bkn.....       | Brooklyn Dodgers, 1930-43; Tigers, 1944        | LAR.....  | Los Angeles Raiders, 1982-94              |
| BosB.....      | Boston Braves, 1932                            | LARm..... | Los Angeles Rams, 1946-94, 2016-present   |
| BosR.....      | Boston Redskins, 1933-36                       | Mil.....  | Milwaukee Badgers, 1922-26                |
| BosY.....      | Boston Yanks, 1944-48                          | NYB.....  | New York Bulldogs, 1949                   |
| ChiB.....      | Chicago Bears, 1922-present                    | NY.....   | New York Yankees, 1927-28; Yanks, 1950-51 |
| ChiC.....      | Chicago Cardinals, 1920-59                     | PhoC..... | Phoenix Cardinals, 1988-93                |
| Card-Pitt..... | Chicago Cardinals-Pitt. Steelers Combine, 1944 | PitP..... | Pittsburgh Pirates, 1933-39               |
| CinR.....      | Cincinnati Reds, 1933                          | Port..... | Portsmouth Spartans, 1930-33              |
| CleB.....      | Cleveland Browns, 1950-95, 1999-present        | Prov..... | Providence Steam Roller, 1925-31          |
| CleR.....      | Cleveland Rams, 1937-42, 1944-45               | StLC..... | St. Louis Cardinals, 1960-87              |
| DalC.....      | Dallas Cowboys, 1960-present                   | StLR..... | St. Louis Rams, 1995-2015                 |
| DalT.....      | Dallas Texans, 1952                            | TenO..... | Tennessee Oilers, 1997-98                 |
| Dul.....       | Duluth Kelleys, 1923-25; Eskimos, 1926-27      | TenT..... | Tennessee Titans, 1999-present            |
| Fra.....       | Frankford Yellow Jackets, 1924-31              |           |   |

**Most Passes Had Intercepted, Game**

- 8 vs. N.Y. Giants, Nov. 21, 1948
- 7 vs. Chicago Bears, Sept. 22, 1940 vs. Detroit, Oct. 20, 1940 at Cleveland Rams, Nov. 11, 1945 vs. Detroit, Sept. 17, 1950 at New Orleans, Sept. 14, 1986

**Most Passes Had Intercepted, Both Teams, Game**

- 11 GB (4) at Cleveland Rams (7), Oct. 30, 1938 GB (7) vs. Detroit (4), Oct. 20, 1940
- 10 GB (1) at Detroit (9), Oct. 24, 1943 GB (3) at Cleveland Rams (7), Nov. 12, 1944 GB (7) at Cleveland Rams (3), Nov. 11, 1945

**PUNTING****Most Punts, Season**

106 1978 (16 games)	87 1949 (12 games)
95 1975 (14 games)	1970 (14 games)
93 1987 (16 games)	1980 (16 games)

**Fewest Punts, Season**

42 1982 (9 games)	49 1960 (12 games)
46 1945 (10 games)	50 1962 (14 games)
48 1944 (10 games)	



Craig Hentrich

**Most Punts, Game**

- 14 at Chicago Bears, Oct. 22, 1933 at Chicago Cardinals, Nov. 5, 1933 at Detroit, Nov. 17, 1935
- 13 at Boston Redskins, Nov. 4, 1934
- 12 at Chicago Bears, Dec. 10, 1933

**Fewest Punts, Game**

- \*0 at Baltimore Colts, Nov. 6, 1960 vs. Chicago Bears, Sept. 24, 1967 vs. Buffalo, Dec. 5, 1982 at Chicago Bears, Dec. 17, 1989 at Minnesota, Oct. 27, 2013 at Chicago Bears, Sept. 28, 2014 at New Orleans, Oct. 26, 2014
- 1 Several times, last: at Philadelphia, Nov. 28, 2016

\* — holds or shares NFL record

**BEST GIVEAWAY-TAKEAWAY RATIOS**

±/	Year	Giveaways			Takeaways		
		Total	Int	Fum	Total	Int	Fum
+26	1943	25	19	6	51	42	9
+24	1941	24	13	11	48	25	23
	1965	26	14	12	50	27	23
	2009	16	8	8	40	30	10
	2011	14	8	6	38	31	7

**Most Punts, Both Teams, Game**

- \*31 GB (14) at Chicago Bears (17), Oct. 22, 1933
- 26 GB (14) at Chicago Cardinals (12), Nov. 5, 1933 GB (11) at Portsmouth (15), Nov. 12, 1933 GB (12) at Chicago Bears (14), Dec. 10, 1933 GB (12) at Detroit (12), Nov. 17, 1935

**Fewest Punts, Both Teams, Game**

- \*0 GB (0) at Chicago Bears (0), Sept. 28, 2014 GB (0) at New Orleans (0), Oct. 26, 2014
- 1 GB (0) vs. Buffalo (1), Dec. 5, 1982 GB (0) at Chicago Bears (1), Dec. 17, 1989

**AVERAGE YARDAGE****Highest Gross Average, Punting, Season**

45.56	2011 (55 punts, 2,506 yards)
45.04	1997 (75 punts, 3,378 yards)
44.69	1963 (51 punts, 2,279 yards)
44.59	2013 (64 punts, 2,854 yards)
44.51	2006 (84 punts, 3,739 yards)

**Lowest Gross Average, Punting, Season**

35.46	1978 (106 punts, 3,759 yards)
35.83	1975 (95 punts, 3,404 yards)
35.96	1943 (52 punts, 1,870 yards)
36.50	1967 (66 punts, 2,409 yards)
36.60	1976 (84 punts, 3,074 yards)

**PUNT RETURNS****Seasons Leading League (Average Return)**

- 6 1950, 1953-54, 1961, 1972, 1996

**Most Punt Returns, Season**

61 1995	53 2006
58 1996	49 1994
56 1997	

**Fewest Punt Returns, Season**

20 1961	25 1970, 1972
22 1965	26 1960, 1963, 1982, 2016

**Most Punt Returns, Game**

- 9 vs. Minnesota, Dec. 21, 2006
- 8 at Boston Yanks, Nov. 18, 1945 vs. Dallas Texans, Nov. 23, 1952 vs. Minnesota, Nov. 21, 1982
- 7 Several times, last: vs. Carolina, Sept. 29, 2002

**Most Punt Returns, Both Teams, Game**

- 14 GB (7) at New England (7), Oct. 2, 1994
- 13 GB (5) at Philadelphia (8), Nov. 29, 1942 GB (6) at Chicago Bears (7), Nov. 14, 1948 GB (6) vs. Chicago Bears (7), Dec. 4, 1983

**FAIR CATCHES****Most Fair Catches, Season**

27 2004	22 2012, 2017
26 2000	21 1998, 2013
23 1972	

**Fewest Fair Catches, Season**

3 2006	6 1982, 1987, 1992
5 1971, 2007	7 1975, 1986, 1991, 1995

**Most Fair Catches, Game**

- 6 at Chicago Bears, Dec. 16, 1973
- 5 vs. New Orleans, Nov. 17, 1968 vs. Chicago Bears, Nov. 15, 1970 at Detroit, Dec. 12, 2010 at Detroit, Dec. 3, 2015 at Minnesota, Sept. 18, 2016

**WORST GIVEAWAY-TAKEAWAY RATIOS**

±/	Year	Giveaways			Takeaways		
		Total	Int	Fum	Total	Int	Fum
-24	2005	45	30	15	21	10	11
-19	1976	45	22	23	26	11	15
	1983	50	32	18	31	19	12
-15	1950	57	37	20	42	27	15
	1952	56	25	31	41	22	19

## YARDS GAINED

## Most Yards, Punt Returns, Season

*875	1996 (16 games)	563	1939 (11 games)
729	1950 (12 games)	1947	(12 games)
		527	1948 (12 games)

## Fewest Yards, Punt Returns, Season

65	1965 (14 games)	141	1979 (16 games)
98	1970 (14 games)	157	1967 (14 games)
137	1973 (14 games)		

## Most Yards, Punt Returns, Game

167	at Detroit, Dec. 15, 1996
147	at Chicago Bears, Nov. 8, 1959
144	vs. Dallas Texans, Nov. 23, 1952
141	vs. Los Angeles Rams, Oct. 9, 1994
129	vs. Tampa Bay, Oct. 2, 1983

## Most Yards, Punt Returns, Both Teams, Game

182	GB (167) at Detroit (15), Dec. 15, 1996
181	GB (92) vs. N.Y. Giants (89), Nov. 13, 1949
177	GB (122) vs. Washington (55), Sept. 24, 1950
175	GB (0) at Detroit (175), Nov. 22, 1951
170	GB (22) at Chicago Cardinals (148), Nov. 27, 1949

## AVERAGE YARDS RETURNING PUNTS

## Highest Average, Punt Returns, Season

17.75	1961 (20 returns, 355 yards)
16.57	1950 (44 returns, 729 yards)
15.09	1996 (58 returns, 875 yards)
14.56	1972 (25 returns, 364 yards)
13.03	1964 (34 returns, 443 yards)

## Lowest Average, Punt Returns, Season

2.95	1965 (22 returns, 65 yards)
3.92	1970 (25 returns, 98 yards)
4.03	1967 (39 returns, 157 yards)
4.15	2002 (46 returns, 191 yards)
4.57	1973 (30 returns, 137 yards)

## TOUCHDOWNS RETURNING PUNTS

## Most Touchdowns, Punt Returns, Season

3	1996 (16 games)
2	1950 (12 games)
	1961 (14 games)
	1972 (14 games)
	1974 (14 games)
	2007 (16 games)
	2008 (16 games)
	2014 (16 games)

## Most Touchdowns, Punt Returns, Game

1	Several times, last: vs. Detroit, Dec. 28, 2014
---	---

## Most Touchdowns, Punt Returns, Both Teams, Game

*2	GB (0) at Detroit (2), Nov. 22, 1951
	GB (1) vs. Cincinnati (1), Sept. 20, 1992

## KICKOFF RETURNS

## Most Kickoff Returns, Season

79	1983	73	1980
76	1986	70	2004, 2006
75	2005		

## Fewest Kickoff Returns, Season

28	1941, 1943	30	1944, 1962
29	2014	32	2016

## Most Kickoff Returns, Game

9	at Detroit, Nov. 22, 1951
	at Detroit, Nov. 27, 1952
	vs. Detroit, Sept. 20, 1970
	at L.A. Rams, Sept. 21, 1980
	at Chicago Bears, Dec. 7, 1980
	at N.Y. Giants, Dec. 20, 1986
	vs. Tennessee Titans, Oct. 11, 2004
	at Baltimore Ravens, Dec. 19, 2005
	at New Orleans, Nov. 24, 2008

## Most Kickoff Returns, Both Teams, Game

17	GB (8) vs. Washington (9), Oct. 17, 1983
	GB (8) at Detroit (9), Nov. 27, 1986
15	GB (8) at Houston Oilers (7), Sept. 4, 1983
14	Several times, last: GB (8) at Dallas Cowboys (6), Nov. 29, 2007

## YARDS GAINED, KICKOFF RETURNS

## Most Yards, Kickoff Returns, Season

1,570	2000 (64 ret, 24.5 avg)	1,522	2004 (70 ret, 21.7 avg)
1,547	1998 (60 ret, 25.8 avg)	1,511	2003 (64 ret, 23.6 avg)
1,546	1971 (58 ret, 26.7 avg)		

## Fewest Yards, Kickoff Returns, Season

381	1940 (11 games)	610	1944 (10 games)
555	2014 (16 games)	631	2016 (16 games)
567	1941 (11 games)		

## Most Yards, Kickoff Returns, Game

258	at Dallas Cowboys, Oct. 3, 1993
256	vs. Minnesota, Oct. 5, 1998
245	vs. N.Y. Giants, Sept. 19, 1971
244	vs. Chicago Bears, Oct. 7, 1956
234	at Chicago Bears, Dec. 7, 1980

## Most Yards, Kickoff Returns, Both Teams, Game

427	GB (245) vs. N.Y. Giants (182), Sept. 19, 1971
410	GB (106) at Chicago Bears (304), Nov. 9, 1952
407	GB (163) vs. Detroit (244), Sept. 6, 1998
401	GB (208) vs. Washington (193), Oct. 17, 1983
379	GB (180) at Chicago Bears (199), Nov. 6, 1955

## AVERAGE YARDAGE, KICKOFF RET.

## Highest Average, Kickoff Returns, Season

26.98	1967 (46 returns, 1,241 yards)
26.66	1971 (58 returns, 1,546 yards)
26.27	1961 (41 returns, 1,077 yards)
25.78	1998 (60 returns, 1,547 yards)
	1964 (45 returns, 1,160 yards)

## Lowest Average, Kickoff Returns, Season

16.95	1983 (79 returns, 1,339 yards)
17.49	1987 (59 returns, 1,032 yards)
17.96	1989 (69 returns, 1,239 yards)
18.38	1981 (58 returns, 1,066 yards)
18.45	1988 (64 returns, 1,181 yards)

## TOUCHDOWNS, KICKOFF RETURNS

## Most Touchdowns, Kickoff Returns, Season

*4	1967 (14 games)
2	1969 (14 games)
	1970 (14 games)
	1971 (14 games)
	1998 (16 games)

## Most Touchdowns, Kickoff Returns, Game

*2	vs. Cleveland Browns, Nov. 12, 1967
1	Several times, last: vs. New Orleans, Sept. 8, 2011

## Most TD, Kickoff Returns, Both Teams, Game

2	GB (0) vs. Chicago Bears (2), Sept. 22, 1940
	GB (0) at Chicago Bears (2), Nov. 9, 1952
	GB (2) vs. Cleveland Browns (0), Nov. 12, 1967
	GB (0) at L.A. Rams (2), Nov. 24, 1985
	GB (1) vs. Detroit (1), Sept. 6, 1998 (consec.)

\* — holds or shares NFL record



Packers, 1943

## FUMBLES

### Most Fumbles, Season

44	1988 (16 games)	40	1952 (12 games)
42	1992 (16 games)	39	1985 (16 games)
41	1991 (16 games)		

### Fewest Fumbles, Season

11	1944 (10 games)	15	1943 (10 games)
13	1942 (11 games)		2011 (16 games)
14	2017 (16 games)	16	1939 (11 games)
			2012 (16 games)

### Most Fumbles, Game

- 8 at Philadelphia, Dec. 1, 1974  
at Tampa Bay, Dec. 7, 1998
- 7 Seven times, last:  
vs. Cincinnati, Sept. 20, 1992

### Most Fumbles, Both Teams, Game

- 13 GB (7) vs. Detroit (6), Oct. 6, 1985
- 12 GB (6) at Detroit (6), Nov. 24, 1955  
GB (4) vs. Detroit (8), Dec. 6, 1992
- 11 Five times, last:  
GB (6) vs. Seattle (5), Nov. 1, 1999

## FUMBLES LOST

### Most Fumbles Lost, Season

31	1952 (12 games)	24	1978 (16 games)
26	1988 (16 games)	23	1976 (14 games)
25	1955 (12 games)		



Fritz Shurmur

### Fewest Fumbles Lost, Season

6	1943 (10 games)	7	1939 (11 games)
	1995 (16 games)		1944 (10 games)
	2011 (16 games)		1945 (10 games)
			1984 (16 games)
			2014 (16 games)
			2017 (16 games)

### Most Fumbles Lost, Game

- 6 at Detroit, Nov. 27, 1952
- 5 at Chicago Bears, Nov. 6, 1955  
at Detroit, Nov. 24, 1955  
vs. L.A. Rams, Sept. 25, 1966  
at Philadelphia, Dec. 1, 1974

### Most Fumbles Lost, Both Teams, Game

- 10 GB (5) at Detroit (5), Nov. 24, 1955
- 9 GB (4) at Chicago Bears (5), Oct. 27, 1935  
GB (4) at Chicago Bears (5), Nov. 9, 1947
- 8 GB (3) at Chicago Cardinals (5), Nov. 10, 1946  
GB (3) vs. Baltimore Colts (5), Sept. 29, 1963

## FUMBLES RECOVERED

### Most Opponent Fumbles Recovered, Season

28	1946 (11 games)	24	1981 (16 games)
27	1975 (14 games)		1987 (15 games)
25	1964 (14 games)		
	1985 (16 games)		

### Fewest Opponent Fumbles Recovered, Season

*3	1995 (16 games)	7	1940 (11 games)
5	2012 (16 games)		1969 (14 games)
6	2008 (16 games)		2000 (16 games)
			2004 (16 games)
			2011 (16 games)

### Most Opponent Fumbles Recovered, Game

- 6 at Pittsburgh Steelers, Nov. 23, 1941  
at San Diego, Sept. 24, 1978
- 5 Eight times, last:  
vs. Seattle, Oct. 15, 1978

## TOUCHDOWNS, FUMBLE RECOVERIES

### Most TDs, Opponent Fumbles Recovered, Season

- 3 2004, 2007
- 2 1964, 1983, 1997, 1998, 1999, 2004, 2013

### Most TDs, Opponent Fumbles Recovered, Game

- \*2 at Dallas Cowboys, Nov. 29, 1964  
vs. St. Louis Rams, Nov. 29, 2004

### Most TDs, Opponent Fumbles Recovered, Game, Both Teams

- \*3 GB (2) at Dallas Cowboys (1), Nov. 29, 1964

## TURNOVERS

### Most Turnovers, Season

57	1950	50	1983, 1988
56	1952	48	1948, 1953

### Fewest Turnovers, Season

13	2014	17	2015, 2016
14	2011	19	1972
16	2009, 2012		

### Most Turnovers, Game

- 9 vs. Chicago Bears, Sept. 22, 1940  
vs. L.A. Rams, Nov. 12, 1950  
vs. Detroit, Oct. 26, 1952
- 8 at Cleveland Rams, Nov. 11, 1945  
vs. N.Y. Giants, Nov. 21, 1948  
at Detroit, Nov. 27, 1952  
vs. Chicago Bears, Sept. 24, 1967

### Most Turnovers, Both Teams, Game

- 14 GB (4) at Detroit (10), Oct. 24, 1943  
GB (4) at Chicago Cardinals (10), Nov. 10, 1946  
GB (9) vs. L.A. Rams (5), Nov. 12, 1950
- 13 Several times, last:  
GB (2) at San Diego (11), Sept. 24, 1978

## PENALTIES

### Seasons Leading League, Fewest Penalties

- 6 1955-56, 1966-67, 1974, 2011

### Most Consec. Seasons Leading League, Fewest Penalties

- 2 1955-56, 1966-67

### Fewest Penalties, Season

38	1942	42	1956, 1982
41	1955	43	1957

### Most Penalties, Season

135	1987	118	2009
128	1986	116	2004
119	2005		

### Fewest Penalties, Game

- \*0 vs. N.Y. Giants, Oct. 1, 1933  
at Chicago Cardinals, Nov. 29, 1934  
at Detroit, Nov. 17, 1935  
vs. Chicago Bears, Sept. 18, 1938  
at Cleveland Rams, Nov. 26, 1939  
at Chicago Bears, Nov. 15, 1942  
at San Francisco, Dec. 14, 1963  
vs. Baltimore Colts, Sept. 20, 1964  
vs. Minnesota, Nov. 27, 1977  
vs. Tampa Bay, Nov. 25, 1990  
vs. Chicago Bears, Dec. 25, 2011  
vs. Chicago Bears, Nov. 4, 2013

\* — holds or shares NFL record



**Most Penalties, Game**

- 18 at Chicago Bears, Sept. 27, 2010
- 17 vs. Boston Yanks, Oct. 21, 1945
- 16 vs. Chicago Bears, Nov. 8, 1987
- 15 vs. L.A. Rams, Oct. 5, 1947
- 14 vs. San Francisco, Oct. 26, 1986
- at Detroit, Nov. 27, 1986
- at N.Y. Giants, Dec. 20, 1986
- vs. Tampa Bay, Nov. 1, 1987
- at Detroit, Sept. 11, 2005

**Fewest Penalties, Both Teams, Game**

- 1 GB (0) at Detroit (1), Nov. 17, 1935
- GB (1) at Chicago Cardinals (0), Nov. 28, 1935
- GB (0) at San Francisco (1), Dec. 14, 1963
- GB (1) vs. Baltimore Colts (0), Sept. 10, 1966
- GB (1) at Carolina (0), Dec. 14, 1997

**Most Penalties, Both Teams, Game**

- 33 GB (11) vs. Brooklyn Tigers (22), Sept. 17, 1944
- 28 GB (11) vs. Seattle (17), Oct. 21, 1984
- 27 GB (17) vs. Boston Yanks (10), Oct. 21, 1945
- 26 GB (13) at Oakland (13), Oct. 24, 1976
- 25 GB (11) at L.A. Rams (14), Sept. 20, 1981
- GB (13) at Minnesota (12), Nov. 17, 2002

**YARDS PENALIZED**

**Fewest Yards Penalized, Season**

250	1938	295	1935
259	1939		1940
291	1937		

**Most Yards Penalized, Season**

1,103	1987	1,006	2007
1,057	2009	984	2008
1,019	1947		

**Fewest Yards Penalized, Game**

- \*0 vs. N.Y. Giants, Oct. 1, 1933
- at Chicago Cardinals, Nov. 29, 1934
- at Detroit, Nov. 17, 1935
- vs. Chicago Bears, Sept. 18, 1938
- at Cleveland Rams, Nov. 26, 1939
- at Chicago Bears, Nov. 15, 1942
- at San Francisco, Dec. 14, 1963
- vs. Baltimore Colts, Sept. 20, 1964
- vs. Minnesota, Nov. 27, 1977
- vs. Tampa Bay, Nov. 25, 1990
- vs. Chicago Bears, Dec. 25, 2011
- vs. Chicago Bears, Nov. 4, 2013

**Most Yards Penalized, Game**

- 184 vs. Boston Yanks, Oct. 21, 1945
- 175 vs. Baltimore Ravens, Dec. 7, 2009
- 152 at Chicago Bears, Sept. 27, 2010
- 151 at Oakland, Oct. 24, 1976
- 146 vs. Detroit, Oct. 3, 1948
- at L.A. Rams, Dec. 3, 1950

**Fewest Yards Penalized, Both Teams, Game**

- 5 GB (0) at Detroit (5), Nov. 17, 1935
- GB (0) at San Francisco (5), Dec. 14, 1963
- GB (5) vs. Baltimore Colts (0), Sept. 10, 1966
- 10 GB (10) at N.Y. Giants (0), Nov. 11, 1934
- GB (5) at Philadelphia (5), Dec. 8, 1935
- GB (10) at Boston Redskins (0), Nov. 8, 1936
- GB (5) at L.A. Rams (5), Dec. 16, 1962
- GB (10) at Carolina (0), Dec. 14, 1997

**Most Yards Penalized, Both Teams, Game (Since 1935)**

- 310 GB (175) vs. Baltimore Ravens (135), Dec. 7, 2009
- 309 GB (184) vs. Boston Yanks (125), Oct. 21, 1945
- 270 GB (151) at Oakland (119), Oct. 24, 1976
- 269 GB (146) at L.A. Rams (123), Dec. 3, 1950
- 264 GB (94) vs. Brooklyn Tigers (170), Sept. 17, 1944

\* — holds or shares NFL record

**DEFENSIVE RECORDS**

**SCORING**

**Seasons Leading League, Fewest Points Allowed**

- 7 1929, 1935, 1947, 1962, 1965-66, 1996

**Most Cons. Seasons Leading League, Fewest Points Allowed**

- 2 1965-66

**Fewest Points Allowed, Season**

22	1929 (13 games)	43	1927 (10 games)
34	1923 (10 games)	54	1922 (10 games)
38	1924 (11 games)		

**Fewest Points Allowed, 16-Game Season**

210	1996	269	1978
240	2010	282	1993
266	2001		1997

**Most Points Allowed, Season**

439	1983 (16 games)	406	1950 (12 games)
428	2013 (16 games)	388	2017 (16 games)
418	1986 (16 games)		

**Most Points Allowed, Game**

- 61 at Chicago Bears, Dec. 7, 1980
- 66 at Baltimore Colts, Nov. 2, 1958
- 55 at N.Y. Giants, Dec. 20, 1986
- 52 at Detroit, Nov. 22, 1951
- vs. Detroit, Oct. 26, 1952

**Fewest Points Allowed, Shutout Loss**

- \*2 vs. Chicago Bears, Sept. 18, 1938

**Fewest Touchdowns Allowed, Season (Since 1932)**

8	1932 (14 games)	14	1933 (13 games)
13	1935 (12 games)	1934	(13 games)
		1936	(12 games)

**Fewest Touchdowns Allowed, 16-Game Season**

19	1996	28	2001
24	2010	30	1997
27	1993		

**Most Touchdowns Allowed, Season**

- 56 1950 (12 games)
- 55 1983 (16 games)
- 52 1986 (16 games)
- 51 2013 (16 games)
- 50 1958 (12 games)
- 1951 (12 games)

**Most Touchdowns Allowed, Game**

- 9 at Chicago Bears, Dec. 7, 1980
- 8 at Baltimore Colts, Nov. 2, 1958
- 7 Several times, last: at New Orleans, Nov. 24, 2008

**FIRST DOWNS ALLOWED**

**Fewest First Downs Allowed, Season**

96	1935 (12 games)	113	1939 (11 games)
110	1937 (11 games)		

**Fewest First Downs Allowed, 16-Game Season**

246	1998	270	2010
248	1996	272	2009
261	1993		

**Most First Downs Allowed, Season**

366	1983 (16 games)	331	2017 (16 games)
358	2011 (16 games)	330	2013 (16 games)
339	2014 (16 games)		

**Fewest First Downs Allowed, Game**

- \*0 vs. N.Y. Giants, Oct. 1, 1933
- 2 at Chicago Bears, Dec. 10, 1933
- vs. Chicago Cardinals, Nov. 18, 1934
- 3 vs. Minnesota, Dec. 21, 2006
- 5 vs. Tampa Bay, Dec. 1, 1985
- at Detroit, Oct. 17, 2004

**PACKERS VS. NFL AT LAMBEAU FIELD (237-125-5, .653)**

Ari./StL. Cardinals	..... 7	0	0	1.000	Houston Texans	..... 1	1	0	.500	Oakland/L.A. Raiders	.... 4	3	0	.571
Atlanta Falcons	..... 7	4	0	.636	Ind./Bal. Colts	..... 7	4	0	.636	Philadelphia Eagles	.... 9	5	0	.643
Baltimore Ravens	..... 3	1	0	.750	Jacksonville Jaguars	.... 1	1	0	.500	Pittsburgh Steelers	.... 2	4	0	.333
Buffalo Bills	..... 3	1	0	.750	Kansas City Chiefs	.... 1	3	0	.250	L.A./San Diego Chargers	.... 4	1	0	.800
Carolina Panthers	.... 4	2	0	.667	L.A./StL. Rams	..... 10	5	0	.667	San Francisco 49ers	.... 12	5	0	.706
Chicago Bears	..... 35	24	0	.593	Miami Dolphins	..... 2	3	0	.400	Seattle Seahawks	.... 9	1	0	.900
Cincinnati Bengals	.... 5	1	0	.833	Minnesota Vikings	.... 23	19	2	.545	Tampa Bay Buccaneers	.... 17	5	0	.773
Cleveland Browns	.... 3	1	0	.750	New England Patriots	.... 2	1	0	.667	Ten. Titans/Hou. Oilers	.... 2	4	0	.333
Dallas Cowboys	.... 9	2	0	.818	New Orleans Saints	.... 4	2	0	.667	Washington Redskins	.... 6	2	0	.750
Denver Broncos	.... 4	0	0	1.000	New York Giants	..... 6	5	0	.545					
Detroit Lions	..... 33	12	3	.728	New York Jets	..... 2	3	0	.400					

**NOTE:** Figures include regular-season and postseason contests.



Phil Bengtson

**Fewest First Downs Allowed, Rushing, Season**

40 1939 (12 games)	58 1982 (9 games)
56 1944 (10 games)	

**Most First Downs Allowed, Rushing, Season**

171 1983 (16 games)	140 1977 (14 games)
162 1979 (16 games)	1981 (16 games)

**Fewest First Downs Allowed, Rushing, Game**

- \*0 vs. N.Y. Giants, Oct. 1, 1933
- at Philadelphia, Nov. 11, 1962
- vs. Detroit, Dec. 3, 1972
- vs. Chicago Bears, Dec. 11, 1994
- 1 Several times, last:  
at San Francisco, Oct. 4, 2015

**Fewest First Downs Allowed, Passing, Season**

49 1941 (11 games)	53 1940 (11 games)
1944 (10 games)	

**Most First Downs Allowed, Passing, Season**

246 2011 (16 games)	211 2017 (16 games)
227 2016 (16 games)	196 2014 (16 games)

**Fewest First Downs Allowed, Passing, Game**

- \*0 vs. Chicago Bears, Sept. 25, 1932
- vs. N.Y. Giants, Oct. 2, 1932
- vs. N.Y. Giants, Oct. 1, 1933
- vs. Chicago Cardinals, Nov. 18, 1934
- vs. Chicago Bears, Sept. 28, 1941
- at N.Y. Giants, Nov. 19, 1944

**Fewest First Downs Allowed, By Penalty, Season**

4 1943 (10 games)	7 1955 (12 games)
6 1940 (11 games)	1967 (14 games)

**Most First Downs Allowed, By Penalty, Season**

44 2007 (16 games)	34 2012 (16 games)
36 2009 (16 games)	33 2008 (16 games)
34 2004 (16 games)	

**NET YARDS RUSHING AND PASSING**

**Fewest Yards Allowed, Season**

1,913 1933 (13 games)	2,299 1937 (11 games)
2,091 1935 (12 games)	

**Most Yards Allowed, Season**

6,585 2011 (16 games)	5,956 2013 (16 games)
6,403 1983 (16 games)	

**Fewest Yards Allowed, Game**

- 33 at Boston Yanks, Nov. 18, 1945
- 50 vs. Chicago Cardinals, Nov. 18, 1934
- 54 at Philadelphia, Nov. 11, 1962

**Most Yards Allowed, Game**

- 611 at L.A. Rams, Dec. 16, 1956
- 599 at L.A. Rams, Dec. 8, 1957
- 594 at Chicago Bears, Dec. 7, 1980

**RUSHING DEFENSE**

**Fewest Attempts Allowed, Rushing, Season**

275 1982 (9 games)	350 1943 (10 games)
333 1939 (11 games)	1960 (12 games)

**Most Attempts Allowed, Rushing, Season**

639 1979 (16 games)	597 1983 (16 games)
620 1978 (16 games)	

**Fewest Yards Allowed, Rushing, Season**

932 1982 (9 games)	1,112 1943 (10 games)
1,040 1940 (11 games)	

**Most Yards Allowed, Rushing, Season**

2,885 1979 (16 games)	2,619 1956 (12 games)
2,641 1983 (16 games)	

\* — holds or shares NFL record

**CARRIED OFF THE FIELD**

The Packers won six NFL championships under Curly Lambeau, but it wasn't until four years after his departure that the team's players carried their head coach off the field on their shoulders, joyous in victory.

A beleaguered Gene Ronzani, Lambeau's successor, was lifted off the ground and carried to the entrance of the locker room at Memorial Stadium after the Packers had beaten the Baltimore Colts, 35-24, in a Saturday night game played Nov. 2, 1953. Ronzani was less than a month away from being fired.

Six years later, the Packers carried Vince Lombardi off the field following his first game as head coach of the Packers, a 9-6 victory over the Chicago Bears at what was then called new City Stadium.

The Packers practically made a habit of carrying Lombardi off the field following momentous victories during his glorious reign. They did so at least four more times: after he won his first NFL Championship Game in 1961; after he won his third title against the Cleveland Browns in 1965; after he won his fourth title in Dallas on Jan. 1, 1967; and after he won Super Bowl II, his last game as Packers coach.

Nearly 30 years later, the Packers carried Mike Holmgren off the field following a 35-21 win over New England in Super Bowl XXXI at the Louisiana Superdome.



**Fewest Yards Allowed, Rushing, Game**

- 7 vs. Philadelphia, Sept. 15, 1940
- 12 at Boston Yanks, Nov. 18, 1945  
at Chicago Cardinals, Nov. 10, 1946
- 13 vs. Carolina, Dec. 12, 1999  
at Chicago Bears, Sept. 25, 2011

**Fewest Touchdowns Allowed, Rushing, Season (Since 1932)**

- 4 1932
- 1933
- 1962

**Most Touchdowns Allowed, Rushing, Season**

- 28 1983
- 24 1950
- 1953
- 1958

**Most Touchdowns Allowed, Rushing, Game**

- 5 at Chicago Bears, Nov. 6, 1955  
at Chicago Bears, Dec. 7, 1980  
vs. Carolina, Nov. 30, 2008
- 4 Several times, last: at Houston Oilers, Sept. 4, 1983

**PASSING DEFENSE**

**Seasons Leading League, Fewest Yards Allowed**

\*10 1947-48, 1962, 1964-68, 1996, 2005

**Most Consecutive Seasons Leading League, Fewest Yards Allowed**

\*5 1964-68

**Fewest Attempts Allowed, Passing, Season**

- 173 1934 (13 games) 191 1935 (12 games)
- 179 1933 (13 games)

**Most Attempts Allowed, Passing, Season**

- 637 2011 (16 games) 605 1994 (16 games)
- 616 1995 (16 games)

**Fewest Completions Allowed, Season**

- 48 1933 (13 games) 61 1935 (12 games)
- 56 1934 (13 games)

**Fewest Completions Allowed, Game**

- \*0 vs. Chicago Cardinals, Nov. 18, 1934
- 1 Several times, last:  
at N.Y. Giants, Nov. 19, 1944

**Most Completions Allowed, Season**

- 390 2011 (16 games) 351 1995 (16 games)
- 370 2016 (16 games) 348 2017 (16 games)

**Fewest Yards Allowed, Net Passing, Season**

- 676 1934 (13 games) 837 1935 (12 games)
- 711 1933 (13 games)

**Most Yards Allowed, Net Passing, Season**

- \*4,796 2011 (16 games) 3,956 2013 (16 games)
- 4,308 2016 (16 games) 3,789 2017 (16 games)

**Fewest Yards Allowed, Net Passing, Game**

- 6 at Chicago Cardinals, Nov. 29, 1934
- 1 vs. Dallas Cowboys, Oct. 24, 1965
- 0 vs. Chicago Cardinals, Nov. 18, 1934

**Most Yards Allowed, Net Passing, Game**

- 502 vs. Detroit, Jan. 1, 2012
- 488 vs. San Diego, Oct. 18, 2015
- 472 at Pittsburgh Steelers, Dec. 20, 2009

**Lowest Completion Percentage Allowed, Season**

- 26.82 1933 (179 att., 48 comp.)
- 31.94 1935 (191 att., 61 comp.)
- 32.37 1934 (173 att., 56 comp.)

**Highest Completion Percentage Allowed, Season**

- 67.84 2017 (513 att., 348 comp.)
- 64.80 2016 (571 att., 370 comp.)
- 63.45 1989 (476 att., 302 comp.)

**Fewest Touchdowns Allowed, Passing, Season (Since 1932)**

- 3 1932 (14 games) 6 1938 (11 games)
- 1934 (13 games) 1946 (11 games)

**Most Touchdowns Allowed, Passing, Season**

- 33 2004 (16 games) 31 1986 (16 games)
- 32 2016 (16 games) 30 2013, 2017 (16 games)

**Most Touchdowns Allowed, Passing, Game**

- 6 at Minnesota, Sept. 28, 1986

**SACKS BY**

*First recorded as team statistic in 1963*

**Most Sacks, Season**

- 52 2001 (16 games) 48 1978 (16 games)
- 50 1998 (16 games) 1985 (16 games)

**Fewest Sacks, Season**

- 19 1971 (14 games) 25 1973 (14 games)
- 20 1982 (9 games)

**Most Sacks, Game**

- 9 vs. Dallas Cowboys, Oct. 24, 1965  
vs. San Francisco, Nov. 1, 1998  
at Chicago Bears, Jan. 2, 2005
- 8 Several times, last:  
vs. L.A. Raiders, Dec. 26, 1993

\* — holds or shares NFL record

**PACKERS IN NFL RANKINGS, 1932-2017**

Year	OFFENSE			DEFENSE			NFL Teams			Year	OFFENSE			DEFENSE			NFL Teams					
	Tot	Ru	Pa	Tot	Ru	Pa	Year	Tot	Ru		Pa	Tot	Ru	Pa	Tot	Ru	Pa	Year	Tot	Ru	Pa	
2017	26	17	25	22	17	23	32	1988	24	26	13	7	20	5	28	1959	6	3	8	11	7	13
2016	8	20	7	22	8	31	32	1987	22	18	25	14	18	13	28	1958	11	10	8	11	11	10
2015	23	12	25	15	21	6	32	1986	18	23	14	12	21	5	28	1957	9	11	6	11	11	10
2014	6	11	8	15	23	10	32	1985	12	11	15	12	16	13	28	1956	5	10	2	12	12	9
2013	3	7	6	25	25	24	32	1984	6	13	9	16	20	8	28	1955	7	5	8	6	12	4
2012	13	20	9	11	17	11	32	1983	2	21	2	28	26	24	28	1954	8	8	9	10	9	8
2011	3	27	3	32	14	32	32	1982	12	12	14	8	6	12	28	1953	9	6	10	9	9	7
2010	9	24	5	5	18	5	32	1981	23	26	14	9	19	10	28	1952	5	9	2	7	5	6
2009	6	14	7	2	1	5	32	1980	14	22	8	25	24	23	28	1951	6	12	2	11	10	10
2008	8	17	8	20	26	12	32	1979	25	21	16	23	28	13	28	1950	12	9	11	11	7	13
2007	2	21	2	11	14	12	32	1978	24	24	23	19	22	16	28	1949	9	4	10	7	8	5
2006	9	23	8	12	13	17	32	1977	27	27	22	18	24	5	28	1948	9	5	9	5	7	1
2005	18	30	7	7	23	1	32	1976	26	24	21	14	20	5	28	1947	4	2	7	1	5	1
2004	3	10	3	25	14	25	32	1975	23	26	18	16	22	10	26	1946	8	11	3	7	2	10
2003	4	3	16	17	10	23	32	1974	21	19	17	6	8	7	26	1945	5	5	6	10	8	10
2002	12	12	10	12	21	3	32	1973	25	12	24	10	13	11	26	1944	2	4	4	5	4	4
2001	6	21	3	12	16	15	31	1972	22	7	25	2	2	8	26	1943	2	3	2	4	3	4
2000	15	23	8	15	8	19	31	1971	16	4	24	13	10	17	26	1942	2	5	1	8	7	10
1999	9	21	7	19	22	18	31	1970	23	16	24	16	19	13	26	1941	2	3	2	5	5	6
1998	5	25	3	4	4	10	30	1969	11	8	11	4	12	4	16	1940	1	2	3	3	3	8
1997	4	12	3	7	20	8	30	1968	10	10	10	3	9	1	16	1939	3	3	2	6	3	9
1996	5	11	5	1	4	1	30	1967	9	2	11	1	13	1	16	1938	1	3	2	6	3	8
1995	7	26	3	14	7	21	30	1966	8	8	6	3	6	1	15	1937	1	3	2	6	3	8
1994	9	19	9	6	3	15	28	1965	12	10	11	3	13	1	14	1936	3	4	1	3	3	8
1993	19	22	18	2	8	7	28	1964	5	1	12	1	3	1	14	1935	2	3	1	5	4	2
1992	15	21	9	23	16	23	28	1963	6	2	7	2	3	2	14	1934	6	7	1	6	5	8
1991	24	22	19	10	7	17	28	1962	4	1	10	2	5	1	14	1933	4	5	3	2	4	3
1990	20	26	8	22	20	22	28	1961	4	1	9	6	7	4	14	1932	4	3	3			
1989	6	20	5	16	19	13	28	1960	4	2	7	8	3	10	13							

**Most Opponent Yards Lost Attempting to Pass, Season+**

443	1952 (12 games)	383	1985 (16 games)
386	1978 (16 games)		

+—since 1947

**Fewest Opponent Yards Lost Attempting to Pass, Season+**

75	1956 (12 games)	80	1955 (12 games)
78	1958 (12 games)		

+—since 1947

**INTERCEPTIONS BY****Seasons Leading League**

10	1940, 1942-43, 1947, 1955, 1957, 1962, 1965, 2009, 2011
----	---

**Most Consecutive Seasons Leading League**

2	1942-43
---	---------

**Most Passes Intercepted By, Season**

42	1943 (10 games)	33	1942 (11 games)
40	1940 (11 games)		



Henry Jordan, Willie Davis

**Fewest Passes Intercepted By, Season**

8	2004 (16 games)
10	2005 (16 games)
11	1976 (14 games)
	2013 (16 games)
	2017 (16 games)
12	1960 (12 games)
	1982 (9 games)

**Most Passes Intercepted By, Game**

*9	at Detroit, Oct. 24, 1943
7	at Cleveland Rams, Oct. 30, 1938
	at Cleveland Rams, Nov. 8, 1942
	at Cleveland Rams, Nov. 12, 1944
	vs. L.A. Rams, Oct. 17, 1948

**Most Touchdowns, Returning Interceptions, Season**

6	1966 (14 games)
	2008 (16 games)

**Most Touchdowns, Returning Interceptions, Game**

2	vs. N.Y. Giants, Sept. 29, 1935
	at Pittsburgh Pirates, Nov. 24, 1935
	vs. Detroit, Oct. 7, 1945
	vs. Chicago Bears, Oct. 1, 1950
	vs. Baltimore Colts, Sept. 10, 1966
	vs. Atlanta, Oct. 23, 1966
	vs. New Orleans, Dec. 2, 1973
	vs. New Orleans, Oct. 9, 2005
	at Chicago Bears, Dec. 31, 2006
	at Detroit, Sept. 14, 2008
	vs. Indianapolis, Oct. 19, 2008
	at San Diego, Nov. 6, 2011

**Most Touchdowns, Returning Interceptions, Both Teams, Game**

3	GB (0) at Baltimore Colts (3), Nov. 5, 1950
2	Several times, last:
	GB (2) at San Diego (0), Nov. 6, 2011

**PUNT RETURNS****Fewest Opponent Punt Returns, Season**

13	1967 (14 games)	18	1944 (10 games)
16	2016 (16 games)		1969 (14 games)

**Most Opponent Punt Returns, Season**

55	2006 (16 games)	53	1977 (14 games)
54	1987 (15 games)		

**Fewest Yards Allowed, Punt Returns, Season**

*22	1967 (14 games)	66	1968 (14 games)
62	1969 (14 games)		

**Most Yards Allowed, Punt Returns, Season**

*932	1949 (12 games)	511	1981 (16 games)
564	1951 (12 games)		

**Lowest Average Allowed, Punt Returns, Season**

1.69	1967 (13 returns, 22 yards)
3.44	1969 (18 returns, 62 yards)
3.47	1968 (19 returns, 66 yards)

**Highest Average Allowed, Punt Returns, Season**

18.64	1949 (60 returns, 932 yards)
14.84	1951 (38 returns, 564 yards)
13.94	1941 (31 returns, 432 yards)

**Most Touchdowns Allowed, Punt Returns, Season**

3	1949 (12 games)
---	-----------------

**Most Touchdowns Allowed, Punt Returns, Game**

2	at Detroit, Nov. 22, 1951
---	---------------------------

**KICKOFF RETURNS****Fewest Opponent Kickoff Returns, Season**

22	1948 (12 games)	29	1949 (12 games)
28	1946 (11 games)		

**Most Opponent Kickoff Returns, Season**

83	2002 (16 games)
82	2003 (16 games)
80	2009 (16 games)
79	2004 (16 games)
78	1983 (16 games)
	1997 (16 games)

**Fewest Yards Allowed, Kickoff Returns, Season**

583	1949 (12 games)	611	1948 (12 games)
606	1943 (10 games)		

**Most Yards Allowed, Kickoff Returns, Season**

1,824	2009 (16 games)	1,707	2003 (16 games)
1,807	1998 (16 games)	1,687	2008 (16 games)
1,800	2002 (16 games)		

**Most Yards Allowed, Kickoff Returns, Game**

304	at Chicago Bears, Nov. 9, 1952 (7 returns)
-----	--

**Lowest Average Allowed, Kickoff Returns, Season**

15.81	1992 (57 returns, 901 yards)
16.04	1984 (73 returns, 1,171 yards)
16.90	1981 (70 returns, 1,183 yards)

**Highest Average Allowed, Kickoff Returns, Season**

27.77	1948 (22 returns, 611 yards)
26.70	2015 (37 returns, 988 yards)
26.34	2016 (41 returns, 1,080 yards)

**Most Touchdowns Allowed, Kickoff Returns, Season**

2	1940 (11 games)	1985 (16 games)
	1952 (12 games)	1998 (16 games)

**Most Touchdowns Allowed, Kickoff Returns, Game**

2	vs. Chicago Bears, Sept. 22, 1940
	at Chicago Bears, Nov. 9, 1952
	at L.A. Rams, Nov. 24, 1985

\* — holds or shares NFL record

**TWO GREAT DEFENSIVE BACKS, TWO GOOD EYES**

Bobby Dillon and Irv Comp, two of the leading interceptors in Packers history, had only two good eyes between them. Dillon, the team's all-time career leader with 52 thefts, played with a glass eye after suffering an accident in childhood. Comp, who holds the single-season franchise record with 10 interceptions in 1943, also was blind in one eye.



## FUMBLES

**Fewest Opponent Fumbles, Season**

12	1995 (16 games)	15	1940 (11 games)
13	2016 (16 games)	16	2000 (16 games)

**Most Opponent Fumbles, Season**

45	1946 (11 games)
44	1975 (12 games)
	1985 (16 games)

**Most Opponent Fumbles, Game**

9	at Philadelphia, Oct. 13, 1946
	at San Diego, Sept. 24, 1978
8	at Pittsburgh Steelers, Nov. 23, 1941
	vs. Detroit, Dec. 6, 1992

**Most Opponent Fumbles Lost, Game**

6	at Pittsburgh Steelers, Nov. 23, 1941
	at San Diego, Sept. 24, 1978
5	Several times, last: vs. Seattle, Oct. 15, 1978

## TURNOVERS

**Fewest Opponent Turnovers, Season**

15	2004 (16 games)	23	1982 (9 games)
16	1995 (16 games)		1998 (16 games)
21	2005 (16 games)		2012 (16 games)
22	2013 (16 games)		
	2015 (16 games)		
	2017 (16 games)		

**Most Opponent Turnovers, Season**

54	1981 (16 games)	51	1943 (10 games)
52	1946 (11 games)		1947 (12 games)

**Most Opponent Turnovers, Game**

11	at San Diego, Sept. 24, 1978
10	at Pittsburgh Steelers, Nov. 23, 1941
	at Detroit, Oct. 24, 1943
	at Chicago Cardinals, Nov. 10, 1946

## PENALTIES

**Fewest Opponent Penalties, Season**

50	1972 (14 games)
51	1943 (10 games)
	1959 (12 games)

**Most Opponent Penalties, Season**

145	1984 (16 games)	122	2011 (16 games)
123	2012 (16 games)	120	2015 (16 games)

**Fewest Opponent Penalties, Game**

*0	at N.Y. Giants, Nov. 11, 1934
	at Chicago Cardinals, Nov. 28, 1935
	at Boston Redskins, Nov. 8, 1936
	at Detroit, Oct. 31, 1937
	at Pittsburgh Steelers, Sept. 19, 1965
	vs. Baltimore Colts, Sept. 10, 1966
	at Detroit, Dec. 20, 1970
	at Carolina, Dec. 14, 1997

**Most Opponent Penalties, Game**

22	vs. Brooklyn Tigers, Sept. 17, 1944
17	vs. Seattle, Oct. 21, 1984
16	vs. Chicago Cardinals, Sept. 13, 1936
	at Atlanta, Dec. 26, 1982

## MISCELLANEOUS

**Most Blocked Kicks, Season**

12	1974 (4 FGs, 4 punts, 4 PATs)
----	-------------------------------


**Most Safeties, Season**

4	1985 (16 games)
3	1932 (14 games)
	1973 (14 games)
	1975 (14 games)

\* — holds or shares NFL record

**THE FLEDGLING LEGEND RECEIVES ITS NAME**

RELEASE TUESDAY, SEPTEMBER 7, 1965 PM.....GREEN BAY, WIS.



Green Bay City Stadium will officially become Lambeau Field Saturday night, September 11 before the St. Louis Cardinal game.

Dedication ceremonies will begin at 7:45 with Green Bay Mayor Donald Tillman making the formal dedication. Don Lambeau, son of the Packer founder, will acknowledge the naming of the stadium in honor of his father.

Don Hutson, player, coach and long time friend of Lambeau, will give the dedication speech.

There will also be remarks by Dominic Olejniczak, President of the Packers and by Clarence Nier, stadium commission president.

Earl L. "Curly" Lambeau, founder of the Packers and a pioneer of the National Football League, was head coach, general manager and vice president of the team for 33 years. He died June 1 of this year.



## Regular-Season Games Only

### SERVICE

#### Most Games Played

- 120 Brett Favre, 1991-2010
- 102 Donald Driver, 1999-2012
- 93 William Henderson, 1995-2006
- 88 Mason Crosby, 2007-17
- 84 Rob Davis, 1997-2007

### SCORING

#### Most Points, Career

- 700 Mason Crosby, 2007-17
- 582 Ryan Longwell, 1997-2011
- 300 Chris Jacke, 1989-99

#### Most Points, Game

- 33 Paul Hornung, GB vs. BalC, Oct. 8, 1961
- 28 Paul Hornung, GB vs. Min., Sept. 16, 1962
- 24 Three times, last: DeAngelo Williams, Car. at GB, Nov. 30, 2008

#### Most Field Goals, Career

- 138 Mason Crosby, 2007-17
- 122 Ryan Longwell, 1997-2011
- 59 Chris Jacke, 1989-99

#### Most Field Goals, Game

- 5 Chris Jacke, GB vs. SF, Oct. 14, 1996
- Mason Crosby, GB vs. Det., Oct. 6, 2013
- 4 Several times, last: Mason Crosby, GB vs. Sea., Sept. 20, 2015

#### Longest Field Goals

- 63 David Akers, SF at GB, Sept. 9, 2012
- 58 Josh Brown, Sea. at GB, Oct. 5, 2003
- 55 Mason Crosby, GB vs. NYJ, Sept. 14, 2014
- 54 Efen Herrera, Sea. at GB, Nov. 1, 1981
- Mason Crosby, GB vs. ChiB, Sept. 13, 2012
- Mason Crosby, GB vs. Sea., Sept. 20, 2015

### RUSHING

#### Most Yards, Career

- 4,507 Ahman Green, 1998-2009
- 2,315 Dorsey Levens, 1994-2001
- 2,285 Jim Taylor, 1958-66

#### Most Yards, Game

- 218 Ahman Green, GB vs. Den., Dec. 28, 2003
- 210 Adrian Peterson, Min. at GB, Dec. 2, 2012
- 205 Gale Sayers, ChiB at GB, Nov. 3, 1968
- Walter Payton, ChiB at GB, Oct. 30, 1977
- 192 Walter Payton, ChiB at GB, Nov. 3, 1985
- Ahman Green, GB vs. Phi., Nov. 10, 2003

#### Longest Run From Scrimmage (All TDs)

- 98 Ahman Green, GB vs. Den., Dec. 28, 2003
- 90 Ahman Green, GB vs. DalC, Oct. 24, 2004
- 84 Jim Taylor, GB vs. Det., Nov. 8, 1964

#### Most Rushing Touchdowns, Game

- 4 Bobby Douglass, ChiB at GB, Nov. 4, 1973
- Dorsey Levens, GB vs. Ari., Jan. 2, 2000
- DeAngelo Williams, Car. at GB, Nov. 30, 2008
- 3 Several times, last: Jamaal Charles, GB vs. KC, Sept. 28, 2015

### PASSING

#### Most Yards, Career

- 28,240 Brett Favre, 1991-2010
- 19,209 Aaron Rodgers, 2005-17
- 6,583 Bart Starr, 1957-71

#### Most Yards, Game

- 520 Matthew Stafford, Det. at GB, Jan. 1, 2012
- 503 Philip Rivers, SD at GB, Oct. 18, 2015
- 480 Matt Flynn, GB vs. Det., Jan. 1, 2012
- Aaron Rodgers, GB vs. Was., Sept. 15, 2013
- 448 Marc Bulger, StLR at GB, Nov. 29, 2004

#### Most Touchdown Passes, Career

- 214 Brett Favre, 1991-2010
- 169 Aaron Rodgers, 2005-17
- 40 Bart Starr, 1957-71

#### Most Touchdown Passes, Game

- 6 Matt Flynn, GB vs. Det., Jan. 1, 2012
- Aaron Rodgers, GB vs. ChiB, Nov. 9, 2014
- 5 Several times, last: Aaron Rodgers, GB vs. KC, Sept. 28, 2015

#### Longest Pass Completion (All TDs)

- 93 Aaron Rodgers to Jordy Nelson, GB vs. StLR, Oct. 16, 2011
- 89 Don Horn to Carroll Dale, GB vs. Atl., Sept. 27, 1970
- 87 Jim McMahon to Willie Gault, ChiB at GB, Dec. 4, 1983
- Vinny Testaverde to Willie Drewrey, TB at GB, Sept. 15, 1991

### PASS RECEIVING

#### Most Receptions, Career

- 363 Donald Driver, 1999-2012
- 260 Jordy Nelson, 2008-14, 2016-17
- 213 Antonio Freeman, 1995-2003

#### Most Receptions, Game

- 15 Kellen Winslow, SD at GB, Oct. 7, 1984
- 14 Keenan Allen, SD at GB, Oct. 18, 2015
- 13 Frank Sanders, Ari. at GB, Jan. 2, 2000

#### Most Yards Receiving, Career

- 5,000 Donald Driver, 1999-2012
- 3,976 Jordy Nelson, 2008-14, 2016-17
- 3,477 Antonio Freeman, 1995-2003

#### Most Yards Receiving, Game

- 259 Julio Jones, Atl. at GB, Dec. 8, 2014
- 244 Calvin Johnson, Det. at GB, Jan. 1, 2012
- 220 Don Beebe, GB vs. SF, Oct. 14, 1996

#### Most Receiving Touchdowns, Career

- 43 Jordy Nelson, 2008-14, 2016-17
- 36 Antonio Freeman, 1995-2003
- 27 Donald Driver, 1999-2012
- 23 Greg Jennings, 2006-13
- 21 Randall Cobb, 2011-17

#### Most Receiving Touchdowns, Game

- 3 Several times, last: Randall Cobb, GB vs. KC, Sept. 28, 2015

### INTERCEPTIONS BY

#### Most Interceptions, Career

- 23 Darren Sharper, 1997-2010
- 15 Charles Woodson, 1998-2012
- 14 LeRoy Butler, 1990-2001
- Tramon Williams, 2007-14

#### Most Interceptions By, Game

- 3 Several times, last: Tom Flynn, GB vs. Det., Oct. 28, 1984

#### Longest Interception Return (All TDs)

- 99 Aaron Rouse, GB vs. Ind., Oct. 19, 2008
- 95 Willie Alexander, HouO at GB, Sept. 25, 1977
- Nick Barnett, GB vs. NO, Oct. 9, 2005
- 90 LeRoy Butler, GB vs. SD, Sept. 15, 1996
- Mike McKenzie, GB vs. ChiB, Dec. 7, 2003

#### Most Touchdowns on Interceptions, Game

- 1 Several times, last: William Jackson, Cin. at GB, Sept. 24, 2017

### PUNTING

#### Longest Punt

- 90 Don Chandler, GB vs. SF, Oct. 10, 1965
- 84 Brian Moorman, Buf. at GB, Dec. 22, 2002
- 77 Mike Mercer, Min. at GB, Sept. 16, 1962

### PUNT RETURNS

#### Longest Punt Return (All TDs)

- 95 Carl Pickens, Cin. at GB, Sept. 20, 1992
- Jacquez Green, TB at GB, Sept. 13, 1998
- 94 Tramon Williams, GB vs. Car., Nov. 18, 2007
- 90 Phillip Epps, GB vs. TB, Oct. 2, 1983

#### Most Touchdowns on Punt Returns, Game

- 1 Several times, last: Micah Hyde, GB vs. Det., Dec. 28, 2014

### KICKOFF RETURNS

#### Longest Kickoff Return

- 108 Randall Cobb, GB vs. NO, Sept. 8, 2011 (TD)
- 104 Ameer Abdullah, Det. at GB, Nov. 15, 2015
- 103 Herb Adderley, GB vs. BalC, Nov. 18, 1962 (TD)
- 101 Terry Fair, Det. at GB, Sept. 6, 1998 (TD)
- Roell Preston, GB vs. Min., Oct. 5, 1998 (TD)
- Chris Williams, ChiB at GB, Nov. 9, 2014 (TD)

#### Most Touchdowns on Kickoff Returns, Game

- 1 Several times, last: Jordan Todman, Ind. at GB, Nov. 6, 2016

### SACKS *Became an official NFL individual statistic in 1982*

#### Most Sacks, Game

- 5.0 Vonnie Holliday, GB vs. Buf., Dec. 22, 2002
- Antwan Odum, Cin. at GB, Sept. 20, 2009
- 4.5 Bryce Paup, GB vs. TB, Sept. 15, 1991
- 4.0 Doug Martin, Min. at GB, Oct. 23, 1983
- Alphonso Carreker, GB vs. TB, Dec. 1, 1985

## THE LAST TIME

**Regular-Season Games Only****RUSHING****200 Yards Rushing, Individual**

BY PACKERS — Ahman Green, Dec. 28, 2003, vs. Denver (218 yards)

BY OPPONENT — Adrian Peterson, Dec. 2, 2012, vs. Minnesota (210 yards)

**100 Yards Rushing, Individual**

BY PACKERS — Jamaal Williams, Dec. 3, 2017, vs. Tampa Bay (113 yards)

BY OPPONENT — Isaiah Crowell, Dec. 10, 2017, at Cleveland Browns (121 yards)

**100 Yards Rushing, Individual, One Half**

BY PACKERS — Ty Montgomery, Dec. 18, 2016, at Chicago Bears (123 yards in first half)

BY OPPONENT — Robert Kelley, Nov. 20, 2016, at Washington (102 yards in second half)

**100 Yards Rushing and Receiving, Individual**

BY PACKERS — Never

BY OPPONENT — Darrin Nelson, Nov. 13, 1983, at Minnesota (119 yards rushing, 137 receiving)

**Two 100-Yard Rushers**

BY PACKERS — Ryan Grant (106 yards) and DeShawn Wynn (106), Dec. 28, 2008, vs. Detroit

BY OPPONENT — Tony Dorsett (149 yards) and Robert Newhouse (101), Nov. 12, 1978, vs. Dallas Cowboys at Milwaukee

**Four Touchdowns Rushing, Individual**

BY PACKERS — Dorsey Levens, Jan. 2, 2000, vs. Arizona (8, 1, 5, 1 yards)

BY OPPONENT — DeAngelo Williams, Nov. 30, 2008, vs. Carolina (1, 1, 1, 1 yards)

**Three Touchdowns Rushing, Individual**

BY PACKERS — Ahman Green, Oct. 20, 2002, vs. Washington (24, 2, 8 yards)

BY OPPONENT — Robert Kelley, Nov. 20, 2016, at Washington (10, 1, 4 yards)

**Two Touchdowns Rushing, Individual**

BY PACKERS — Ty Montgomery, Dec. 18, 2016, at Chicago Bears (4, 3 yards)

BY OPPONENT — Devonta Freeman, Sept. 17, 2017, at Atlanta (1, 2 yards)

**PASSING****400 Yards Passing, Individual**

BY PACKERS — Aaron Rodgers, Oct. 26, 2014, at New Orleans (418 yards)

BY OPPONENT — Philip Rivers, Oct. 18, 2015, vs. San Diego (503 yards)

**300 Yards Passing, Individual**

BY PACKERS — Aaron Rodgers, Sept. 24, 2017, vs. Cincinnati (313 yards)

BY OPPONENT — Matthew Stafford, Dec. 31, 2017, at Detroit (323 yards)

**Six Touchdown Passes, Individual**

BY PACKERS — Aaron Rodgers, Nov. 9, 2014, vs. Chicago Bears (1, 4, 73, 40, 56, 18 yards)

BY OPPONENT — Tommy Kramer, Sept. 28, 1986, at Minnesota (23, 13, 36, 2, 17, 7 yards)

**Five Touchdown Passes, Individual**

BY PACKERS — Aaron Rodgers, Sept. 28, 2015, vs. Kansas City (8, 3, 27, 4, 4 yards)

BY OPPONENT — Matthew Stafford, Jan. 1, 2012, vs. Detroit (8, 13, 2, 5, 12 yards)

**Four Touchdown Passes, Individual**

BY PACKERS — Aaron Rodgers, Sept. 28, 2017, vs. Chicago Bears (5, 2, 4, 8 yards)

BY OPPONENT — Cam Newton, Dec. 17, 2017, at Carolina (7, 30, 9, 13 yards)

**Three Touchdown Passes, Individual**

BY PACKERS — Brett Hundley, Dec. 10, 2017, at Cleveland Browns (30, 1, 25 yards)

BY OPPONENT — Matthew Stafford, Dec. 31, 2017, at Detroit (54, 3, 71 yards)

**Six Interceptions Thrown, Individual**

BY PACKERS — Tom O'Malley, Sept. 17, 1950, vs. Detroit

BY OPPONENT — Don Horn, Sept. 26, 1971, vs. Denver at Milwaukee

**Five Interceptions Thrown, Individual**

BY PACKERS — Brett Favre, Oct. 30, 2005, at Cincinnati

BY OPPONENT — Russell Wilson, Dec. 11, 2016, vs. Seattle

**Four Interceptions Thrown, Individual**

BY PACKERS — Brett Favre, Dec. 25, 2005, vs. Chicago Bears

BY OPPONENT — Russell Wilson, Dec. 11, 2016, vs. Seattle

**RECEIVING****10 or More Receptions, Individual**

BY PACKERS — Davante Adams, Dec. 10, 2017, at Cleveland Browns (10 receptions)

BY OPPONENT — Le'Veon Bell (12 receptions) and Antonio Brown (10 receptions), Nov. 26, 2017, at Pittsburgh

**200 Yards Receiving, Individual**

BY PACKERS — Jordy Nelson, Sept. 14, 2014, vs. N.Y. Jets (209 yards)

BY OPPONENT — Adam Thielen, Dec. 24, 2016, vs. Minnesota (202 yards)

**100 Yards Receiving, Individual**

BY PACKERS — Davante Adams, Nov. 19, 2017, vs. Baltimore Ravens (126 yards)

BY OPPONENT — Golden Tate, Dec. 31, 2017, at Detroit (104 yards)

**100 Yards Receiving, One Half, Individual**

BY PACKERS — Geronimo Allison, Sept. 24, 2017, vs. Cincinnati (112 yards in second half and OT)

BY OPPONENT — Adam Thielen, Dec. 24, 2016, vs. Minnesota (142 yards in first half)

**Two 100-Yard Receivers**

BY PACKERS — Davante Adams (156 yards) and Jordy Nelson (126 yards), Nov. 13, 2016, at Tennessee Titans

BY OPPONENT — Golden Tate (113 yards) and Marvin Jones (107 yards), Nov. 6, 2017, vs. Detroit

**Four Touchdown Receptions, Individual**

BY PACKERS — Sterling Sharpe, Nov. 24, 1994, at Dallas Cowboys (1, 36, 30, 5 yards)

BY OPPONENT — Never

**Three Touchdown Receptions, Individual**

BY PACKERS — Randall Cobb, Sept. 28, 2015, vs. Kansas City (3, 4, 4 yards)

BY OPPONENT — Vincent Jackson, Nov. 6, 2011, at San Diego (23, 5, 29 yards)

**Two Touchdown Receptions, Individual**

BY PACKERS — Davante Adams, Dec. 10, 2017, at Cleveland Browns (1, 25 yards)

BY OPPONENT — Damiere Byrd, Dec. 17, 2017, at Carolina (9, 13 yards)

## RUSHING & RECEIVING

### **Two 100-Yard Rushers and Two 100-Yard Receivers**

BY PACKERS — Ryan Grant (106 yards) and DeShawn Wynn (106) rushing, Donald Driver (111) and Greg Jennings (101) receiving, Dec. 28, 2008, vs. Detroit\*

BY OPPONENT — Never

\*First time in NFL history

## INTERCEPTIONS

### **Four Interceptions, Individual**

BY PACKERS — Willie Buchanon, Sept. 24, 1978, at San Diego

BY OPPONENT — Never

### **Three Interceptions, Individual**

BY PACKERS — Tom Flynn, Oct. 28, 1984, vs. Detroit

BY OPPONENT — Vencie Glenn, Dec. 27, 1992, at Minnesota

### **Two Interceptions, Individual**

BY PACKERS — Ha Ha Clinton-Dix, Dec. 18, 2016, at Chicago Bears

BY OPPONENT — Harrison Smith, Dec. 23, 2017, vs. Minnesota

### **Interception Returned for Touchdown**

BY PACKERS — Damarious Randall, Oct. 8, 2017, at Dallas Cowboys (21 yards)

BY OPPONENT — William Jackson, Sept. 24, 2017, vs. Cincinnati (75 yards)

## TOUCHDOWNS

### **Five Touchdowns, Individual**

BY PACKERS — Paul Hornung, Dec. 12, 1965, at Baltimore Colts (2-, 9-, 3-yard runs; 50-, 65-yard receptions)

BY OPPONENT — Never

### **Four Touchdowns, Individual**

BY PACKERS — Dorsey Levens, Jan. 2, 2000, vs. Arizona (8-, 1-, 5-, 1-yard runs)

BY OPPONENT — DeAngelo Williams, Nov. 30, 2008, vs. Carolina (1-, 1-, 1-, 1-yard runs)

### **Three Touchdowns, Individual**

BY PACKERS — Randall Cobb, Sept. 28, 2015, vs. Kansas City (3-, 4-, 4-yard receptions)

BY OPPONENT — Robert Kelley, Nov. 20, 2016, at Washington (10-, 1-, 4-yard runs)

## FIELD GOALS/PATs

### **Five Field Goals Made, Individual**

BY PACKERS — Mason Crosby, Nov. 22, 2015, at Minnesota (42, 47, 40, 42, 52 yards)

BY OPPONENT — Dan Bailey, Dec. 15, 2013, at Dallas Cowboys (47, 23, 43, 50, 50 yards)

### **Four Field Goals Made, Individual**

BY PACKERS — Mason Crosby, Nov. 22, 2015, at Minnesota (42, 47, 40, 42, 52 yards)

BY OPPONENT — Dan Carpenter, Dec. 14, 2014, at Buffalo (27, 51, 35, 48 yards)

### **60-Yard Field Goal**

BY PACKERS — Never

BY OPPONENT — David Akers, Sept. 9, 2012, vs. San Francisco (63 yards)

### **50-Yard Field Goal**

BY PACKERS — Mason Crosby, Nov. 12, 2017, at Chicago Bears (50 yards)

BY OPPONENT — Chris Boswell, Nov. 26, 2017, at Pittsburgh Steelers (53 yards)

### **Blocked Opponent Field-Goal Attempt**

BY PACKERS — Datone Jones, Oct. 11, 2015, vs. St. Louis Rams (50-yard Greg Zuerlein attempt)

BY OPPONENT — A'Shawn Robinson, Nov. 6, 2017, vs. Detroit (38-yard Mason Crosby attempt)



Paul Hornung

### **Two-Point Conversion**

BY PACKERS — Randall Cobb, Dec. 31, 2017, at Detroit (pass from Brett Hundley)

BY OPPONENT — Golden Tate, Dec. 31, 2017, at Detroit (pass from Matthew Stafford)

### **Point After Touchdown Missed**

BY PACKERS — Mason Crosby, Oct. 8, 2017, at Dallas Cowboys (second attempt, wide left)

BY OPPONENT — Chris Boswell, Nov. 26, 2017, at Pittsburgh Steelers (first attempt, wide left)

### **Blocked Point After Touchdown**

BY PACKERS — Kenny Clark, Oct. 22, 2017, vs. New Orleans (Wil Lutz, second attempt)

BY OPPONENT — Ra'Shede Hageman, Dec. 8, 2014, vs. Atlanta (Mason Crosby, fifth attempt)

## PUNTING

### **70-Yard Punt**

BY PACKERS — Tim Masthay, Dec. 18, 2011, at Kansas City (71 yards)

BY OPPONENT — Jon Ryan, Sept. 24, 2012, at Seattle (73 yards)

### **60-Yard Punt**

BY PACKERS — Justin Vogel, Oct. 22, 2017, vs. New Orleans (60 yards)

BY OPPONENT — Pat McAfee, Nov. 6, 2016, vs. Indianapolis (67 yards)

### **Blocked Punt**

BY PACKERS — Jamari Lattimore, Nov. 4, 2013, vs. Chicago Bears (Adam Podlesh, punter)

BY OPPONENT — Bryan Braman, Nov. 16, 2014, vs. Philadelphia (Tim Masthay, punter)

### **10 Punts, Individual**

BY PACKERS — Jon Ryan, Nov. 19, 2006, vs. New England (10 punts; 459 yards)

BY OPPONENT — Chris Kluwe, Dec. 21, 2006, vs. Minnesota (10 punts; 434 yards)

### **No Punts**

BY PACKERS — Oct. 26, 2014, at New Orleans

BY OPPONENT — Nov. 6, 2017, vs. Detroit

## OTHER SPECIAL TEAMS

### **Kickoff Returned for Touchdown**

BY PACKERS — Randall Cobb, Sept. 8, 2011, vs. New Orleans (108 yards)

BY OPPONENT — Jordan Todman, Nov. 6, 2016, vs. Indianapolis (99 yards)



**Punt Returned for Touchdown**

BY PACKERS — Micah Hyde, Dec. 28, 2014, vs. Detroit (55 yards)  
 BY OPPONENT — Marcus Thigpen, Dec. 14, 2014, at Buffalo (75 yards)

**Blocked (Opponent) Field Goal Returned for Touchdown**

BY PACKERS — Willie Buchanon, Dec. 17, 1972, at New Orleans (57 yards)  
 BY OPPONENT — Shawn Springs, Nov. 1, 1999, vs. Seattle (61 yards)

**Blocked Punt Returned for Touchdown**

BY PACKERS — Dezman Moses, Oct. 28, 2012, vs. Jacksonville (0 yards; Bryan Anger, punter)  
 BY OPPONENT — DeVier Posey, Oct. 14, 2012, at Houston Texans (0 yards; Tim Masthay, punter)



Fans congratulate Vince Lombardi after he won his debut as a head coach on Sept. 27, 1959.

**Recovered Own Inside Kick Attempt**

BY PACKERS — Jermaine Whitehead, Dec. 31, 2017, at Detroit (Mason Crosby, kicker)  
 BY OPPONENT — Jayron Kearsse, Dec. 24, 2016, vs. Minnesota (Kai Forbath, kicker)

**OTHER DEFENSE****Shutout Posted**

BY PACKERS — Oct. 31, 2010, at N.Y. Jets (9-0)  
 BY OPPONENT — Dec. 23, 2017, vs. Minnesota (16-0)

**Fumble Returned for Touchdown**

BY PACKERS — Dean Lowry, Dec. 3, 2017, vs. Tampa Bay (62 yards)  
 BY OPPONENT — Desmond Trufant, Sept. 17, 2017, at Atlanta (15 yards)

**Safety Scored**

BY PACKERS — Team, Dec. 28, 2014, vs. Detroit (Matthew Stafford penalized for intentional grounding in end zone)  
 BY OPPONENT — Malik Jackson, Nov. 1, 2015, at Denver (Tackled Richard Rodgers in end zone)

**Five Sacks, Individual**

BY PACKERS — Vonnie Holliday, Dec. 22, 2002, vs. Buffalo  
 BY OPPONENT — Antwan Odom, Sept. 20, 2009, vs. Cincinnati

**Four Sacks, Individual**

BY PACKERS — Kaber Gbaja-Biamila, Jan. 2, 2005, at Chicago Bears  
 BY OPPONENT — Chris Clemons, Sept. 24, 2012, at Seattle

**Three Sacks, Individual**

BY PACKERS — Nick Perry, Nov. 12, 2017, at Chicago  
 BY OPPONENT — Ezekiel Ansah, Dec. 31, 2017, at Detroit

**MISCELLANEOUS****No Penalties**

BY PACKERS — Nov. 4, 2013, vs. Chicago Bears  
 BY OPPONENT — Dec. 14, 1997, at Carolina

**Game Without Touchdown**

BY PACKERS — Dec. 23, 2017, vs. Minnesota  
 BY OPPONENT — Sept. 10, 2017, vs. Seattle

**50 Points, Game**

BY PACKERS — 53, Nov. 16, 2014, vs. Philadelphia  
 BY OPPONENT — 51, Nov. 24, 2008, at New Orleans

**40 Points, Game**

BY PACKERS — 43, Dec. 8, 2014, vs. Atlanta  
 BY OPPONENT — 42, Nov. 20, 2016, at Washington

**500 Yards Total Offense**

BY PACKERS — 502, Dec. 8, 2014, vs. Atlanta  
 BY OPPONENT — 515, Nov. 20, 2016, at Washington

**Tie Game**

Green Bay 26, Minnesota 26, Nov. 24, 2013, at Green Bay



Willie Buchanon

**PACKERS IN WISCONSIN ATHLETIC HALL OF FAME**

1951	—	Don Hutson, E/DB	1978	—	Lisle Blackburn, Coach
		Clarke Hinkle, B	1981	—	Ray Nitschke, LB
1955	—	Howard "Cub" Buck, T			Bart Starr, QB
1957	—	Joseph "Red" Dunn, B	1988	—	Willie Davis, DE
1960	—	Johnny "Blood" McNally, B	1990	—	Paul Hornung, B
1961	—	Earl "Curly" Lambeau, Coach & B	1993	—	Jerry Kramer, G
1967	—	Lavvie Dilweg, E	2001	—	Jim Taylor, FB
		Arnie Herber, B	2003	—	Fuzzy Thurston, G
		Verne Lewellen, B	2005	—	Reggie White, DE
1970	—	Mike Michalske, G	2009	—	Bob Harlan, President & CEO
1973	—	Tony Canadeo, B	2016	—	Donald Driver, WR
		Charles "Buckets" Goldenberg, G/B	2017	—	Charles Woodson, CB/S
1976	—	Vince Lombardi, Coach/GM			

## SCORING

Year	Player	TD	FG	PAT	Pts	Ranking	
						NFC	NFL
1921	Curly Lambeau	2	3	7	28	—	11t
1922	Curly Lambeau	3	1	3	24	—	14t
1923	Cub Buck	0	6	5	23	—	18
1924	Walter Voss	5	0	0	30	—	12t
1925	Myrt Basing	6	0	0	36	—	9t
	Marty Norton	6	0	0	36	—	9t
1926	Verne Lewellen	7	0	0	42	—	9
1927	Verne Lewellen	5	0	0	30	—	10t
1928	Verne Lewellen	9	0	0	54	—	2
1929	Verne Lewellen	8	0	0	48	—	6
1930	Verne Lewellen	9	0	0	54	—	2
1931	Johnny (Blood) McNally	14	0	0	84	—	1
1932	Johnny (Blood) McNally	4	0	0	24	—	6t
	Hank Bruder	4	0	0	24	—	6t
1933	Charles Goldenberg	7	0	0	42	—	6
1934	Bob Monnett	2	4	6	30	—	12t
1935	Don Hutson	7	0	1	43	—	2
1936	Don Hutson	9	0	0	54	—	3
1937	Clarke Hinkle	7	2	9	57	—	2
1938	Clarke Hinkle	7	3	7	58	—	1
1939	Don Hutson	6	0	2	38	—	7t
1940	Don Hutson	7	0	15	57	—	1
1941	Don Hutson	12	1	20	95	—	1
1942	Don Hutson	17	1	33	138	—	1
1943	Don Hutson	12	3	36	117	—	1
1944	Don Hutson	9	0	31	85	—	1
1945	Don Hutson	10	2	31	97	—	2
1946	Ted Fritsch	10	9	13	100	—	1
1947	Ted Fritsch	6	6	2	56	—	8
1948	Ted Fritsch	1	6	5	29	—	38
1949	Ted Fritsch	1	5	11	32	—	27t
1950	Billy Grimes	8	0	0	48	—	16t
1951	Fred Cone	1	5	29	50	—	15t
1952	Billy Howton	13	0	0	78	—	7
1953	Fred Cone	6	5	23	74	—	6
1954	Fred Cone	0	9	27	54	—	11t
	Max McGee	9	0	0	54	—	11t
1955	Fred Cone	0	16	30	78	—	4
1956	Fred Cone	4	5	33	72	—	4t
	Billy Howton	12	0	0	72	—	4t
1957	Fred Cone	2	12	26	74	—	3
1958	Paul Hornung	2	11	22	67	—	7t
1959	Paul Hornung	7	7	31	94	—	1
1960	Paul Hornung	15	15	41	176	—	1
1961	Paul Hornung	10	15	41	146	—	1
1962	Jim Taylor	19	0	0	114	—	1
1963	Jerry Kramer	0	16	43	91	—	4
1964	Paul Hornung	5	12	41	107	—	4
1965	Don Chandler	0	17	37	88	—	8
1966	Don Chandler	0	12	41	77	—	16t
1967	Don Chandler	0	19	39	96	—	4
1968	Carroll Dale	8	0	0	48	—	22t
1969	Travis Williams	9	0	0	54	—	22t
1970	Dale Livingston	0	15	19	64	18	31
1971	Lou Michaels	0	8	19	43	18	41
1972	Chester Marcol	0	33	29	128	1	1
1973	Chester Marcol	0	21	19	82	10	18
1974	Chester Marcol	0	25	19	94	1	1
1975	Joe Danelo	0	11	20	53	14	40
1976	Chester Marcol	0	10	24	54	13t	32t
1977	Chester Marcol	0	13	11	50	16	32
1978	Terrell Middleton	12	0	0	72	7t	19t
1979	Tom Birney	0	7	7	28	48t	104t
	Chester Marcol	0	4	16	28	48t	104t
1980	Gerry Ellis	8	0	0	48	26t	47t
1981	Jan Stenerud	0	22	35	101	6t	12t
1982	Jan Stenerud	0	13	25	64	4	9



*Paul Hornung, Jerry Kramer*

Year	Player	TD	FG	PAT	Pts	Ranking	
						NFC	NFL
1983	Jan Stenerud	0	21	52	115	7	9
1984	Al Del Greco	0	9	34	61	22	39
1985	Al Del Greco	0	19	38	95	11	20
1986	Al Del Greco	0	17	29	80	14	28
1987	Max Zendejas	0	16	13	61	15	27t
1988	Brent Fullwood	8	0	0	48	23t	48t
1989	Chris Jacke	0	22	42	108	5t	8t
1990	Chris Jacke	0	23	28	97	6	12
1991	Chris Jacke	0	18	31	85	11t	21t
1992	Chris Jacke	0	22	30	96	7	13
1993	Chris Jacke	0	31	35	128	2	3
1994	Sterling Sharpe	18	0	0	108	5	10t
1995	Chris Jacke	0	17	43	94	13	26
1996	Chris Jacke	0	21	51	114	7	12
1997	Ryan Longwell	0	24	48	120	3	5t
1998	Ryan Longwell	0	29	41	128	2	4
1999	Ryan Longwell	0	25	38	113	3	10
2000	Ryan Longwell	0	33	32	131	2	3
2001	Ryan Longwell	0	20	44	104	7	14t
2002	Ryan Longwell	0	28	44	128	4t	5t
2003	Ahman Green	20	0	0	120	3t	7t
	Ryan Longwell	0	23	51	120	3t	7t
2004	Ryan Longwell	0	24	48	120	2t	6t
2005	Ryan Longwell	0	20	30	90	12	28t
2006	Dave Rayner	0	26	31	109	8	16
2007	Mason Crosby	0	31	48	141	1	1
2008	Mason Crosby	0	27	46	127	6t	7t
2009	Mason Crosby	0	27	48	129	3	4
2010	Mason Crosby	0	22	46	112	5	11
2011	Mason Crosby	0	24	68	140	3	4
2012	Mason Crosby	0	21	50	113	9	17
2013	Mason Crosby	0	33	42	141	2	5
2014	Mason Crosby	0	27	53	134	2t	4t
2015	Mason Crosby	0	24	36	108	9	16
2016	Mason Crosby	0	26	44	122	8t	14t
2017	Mason Crosby	0	15	33	78	13t	27t

## TOUCHDOWNS

Year	Player	TD	Rush	Rec	Ret
1921	Curly Lambeau	2	2	0	0
	Bill DuMoe	2	1	1	0
1922	Curly Lambeau	3	3	0	0
1923	Curly Lambeau	3	1	2	0
	Stan Mills	3	1	2	0
1924	Walter Voss	5	0	5	0
1925	Myrt Basing	6	4	2	0
	Marty Norton	6	1	4	1
1926	Verne Lewellen	7	3	3	1
1927	Verne Lewellen	5	5	0	0
1928	Verne Lewellen	9	6	3	0
1929	Verne Lewellen	8	6	1	1
1930	Verne Lewellen	9	8	1	0
1931	Johnny (Blood) McNally	14	2	11	1
1932	Johnny (Blood) McNally	4	0	3	1
	Hank Bruder	4	2	2	0
1933	Charles Goldenberg	7	4	1	2
1934	Roger Grove	4	1	3	0
1935	Don Hutson	7	0	6	1
1936	Don Hutson	9	0	8	1
1937	Clarke Hinkle	7	5	2	0
	Don Hutson	7	0	7	0
1938	Don Hutson	9	0	9	0
1939	Don Hutson	6	0	6	0
1940	Don Hutson	7	0	7	0
	Carl Mulleneaux	7	0	6	1
1941	Don Hutson	12	2	10	0
1942	Don Hutson	17	0	17	0
1943	Don Hutson	12	0	11	1
1944	Don Hutson	9	0	9	0
1945	Don Hutson	10	1	9	0
1946	Ted Fritsch	10	9	1	0
1947	Nolan Luhn	7	0	7	0
1948	Tony Canadeo	4	4	0	0
	Walt Schlinkman	4	4	0	0
1949	Tony Canadeo	4	4	0	0
1950	Billy Grimes	8	5	1	2
1951	Bob Mann	8	0	8	0
1952	Billy Howton	13	0	13	0
1953	Fred Cone	6	5	1	0
1954	Max McGee	9	0	9	0
1955	Gary Knafelec	8	0	8	0
1956	Billy Howton	12	0	12	0
1957	Billy Howton	5	0	5	0
1958	Max McGee	7	0	7	0
1959	Jim Taylor	8	6	2	0



Sterling Sharpe

## TOUCHDOWNS continued

Year	Player	TD	Rush	Rec	Ret
1960	Paul Hornung	15	13	2	0
1961	Jim Taylor	16	15	1	0
1962	Jim Taylor	19	19	0	0
1963	Jim Taylor	10	9	1	0
1964	Jim Taylor	15	12	3	0
1965	Paul Hornung	8	5	3	0
1966	Elijah Pitts	10	7	3	0
1967	Donny Anderson	9	6	3	0
1968	Carroll Dale	8	0	8	0
1969	Travis Williams	9	4	3	2
1970	Donny Anderson	5	5	0	0
1971	Donny Anderson	6	5	1	0
1972	John Brockington	9	8	1	0
1973	Jon Stagers	4	1	3	0
1974	MacArthur Lane	6	3	3	0
1975	John Brockington	8	7	1	0
1976	Barty Smith	5	5	0	0
1977	Steve Odom	3	0	3	0
	Barty Smith	3	2	1	0
	Terdell Middleton	12	11	1	0
1979	Paul Coffman	4	0	4	0
	James Lofton	4	0	4	0
	Barty Smith	4	3	1	0
	Aundra Thompson	4	0	3	1
	David Whitehurst	4	4	0	0
1980	Gerry Ellis	8	5	3	0
1981	Harlan Huckleby	8	5	3	0
	James Lofton	8	0	8	0
1982	Eddie Lee Ivery	10	9	1	0
1983	Paul Coffman	11	0	11	0
1984	Paul Coffman	9	0	9	0
1985	Jessie Clark	7	5	2	0
1986	Paul Ott Carruth	4	2	2	0
	Phillip Epps	4	0	4	0
	James Lofton	4	0	4	0
1987	Brent Fullwood	5	5	0	0
1988	Brent Fullwood	8	7	1	0
1989	Sterling Sharpe	13	0	12	1
1990	Sterling Sharpe	6	0	6	0
1991	Vince Workman	11	7	4	0
1992	Sterling Sharpe	13	0	13	0
1993	Sterling Sharpe	11	0	11	0
1994	Sterling Sharpe	18	0	18	0
1995	Robert Brooks	13	0	13	0
1996	Keith Jackson	10	0	10	0
	Dorsey Levens	10	5	5	0
1997	Antonio Freeman	12	0	12	0
	Dorsey Levens	12	7	5	0
1998	Antonio Freeman	14	0	14	0
1999	Dorsey Levens	10	9	1	0
2000	Ahman Green	13	10	3	0
2001	Ahman Green	11	9	2	0
2002	Donald Driver	9	0	9	0
	Ahman Green	9	7	2	0
2003	Ahman Green	20	15	5	0
2004	Javon Walker	12	0	12	0
2005	Samkon Gado	7	6	1	0
2006	Donald Driver	8	0	8	0
2007	Greg Jennings	12	0	12	0
2008	Greg Jennings	9	0	9	0
2009	Ryan Grant	11	11	0	0
2010	Greg Jennings	12	0	12	0
2011	Jordy Nelson	15	0	15	0
2012	James Jones	14	0	14	0
2013	Eddie Lacy	11	11	0	0
2014	Eddie Lacy	13	9	4	0
	Jordy Nelson	13	0	13	0
2015	James Jones	8	0	8	0
	Richard Rodgers	8	0	8	0
2016	Jordy Nelson	14	0	14	0
2017	Davante Adams	10	0	10	0

## FIELD GOALS MADE

## NFC/NFL ranking by field-goal percentage

Year	Player	Att	Made	Pct	LG	Ranking	NFC	NFL
1921	Curly Lambeau	12	3	25.0	NA	—	4	
1922	Charlie Mathys	2	1	50.0	NA	—	11t	
	Curly Lambeau	6	1	16.7	NA	—	NA	
	Cub Buck	10	1	10.0	NA	—	NA	
1923	Cub Buck	16	6	37.5	NA	—	5t	
1924	Cub Buck	11	3	27.3	NA	—	7t	
1925	George Abramson	6	2	33.3	NA	—	13t	
1926	Pid Purdy	7	2	28.6	NA	—	8t	
1927	Pid Purdy	3	1	33.3	NA	—	7t	
1928	Harry O'Boyle	6	3	50.0	NA	—	1	
1929	Red Dunn	4	2	50.0	NA	—	2t	
1930	— none made —							
1931	— none made —							
1932	— none made —							
1933	Clarke Hinkle	7	2	28.6	NA	—	5t	
1934	Bob Monnett	7	4	57.1	NA	—	2t	
1935	Ade Schwammel	NA	4	NA	NA	—	4t	
1936	Paul Engebretsen	NA	5	NA	NA	—	3t	
1937	Clarke Hinkle	NA	2	NA	NA	—	6t	
1938	Clarke Hinkle	9	3	33.3	NA	—	4t	
1939	Paul Engebretsen	8	4	50.0	NA	—	3t	
1940	Clarke Hinkle	14	9	64.3	45	—	1	
1941	Clarke Hinkle	14	6	42.9	NA	—	1	
1942	Ted Fritsch	5	4	80.0	NA	—	2t	
1943	Don Hutson	5	3	60.0	25	—	1t	
1944	— none made —							
1945	Ted Fritsch	8	3	37.5	49	—	6	
1946	Ted Fritsch	17	9	52.9	46	—	1	
1947	Ward Cuff	16	7	43.8	39	—	1t	
1948	Ted Fritsch	16	6	37.5	47	—	3t	
1949	Ted Fritsch	20	5	25.0	46	—	5t	
1950	Ted Fritsch	17	3	17.6	52	—	11t	
1951	Fred Cone	7	5	71.4	37	—	11t	
1952	Bill Reichardt	20	5	25.0	43	—	8	
1953	Fred Cone	16	5	31.3	44	—	8t	
1954	Fred Cone	16	9	56.3	45	—	5	
1955	Fred Cone	24	16	66.7	45	—	1	
1956	Fred Cone	8	5	62.5	45	—	9t	
1957	Fred Cone	17	12	70.6	39	—	4	
1958	Paul Hornung	21	11	52.4	45	—	5t	
1959	Paul Hornung	17	7	41.2	46	—	8t	
1960	Paul Hornung	28	15	53.6	47	—	2t	
1961	Paul Hornung	22	15	68.2	51	—	3t	
1962	Jerry Kramer	11	9	81.8	37	—	11t	
1963	Jerry Kramer	34	16	47.1	46	—	4	
1964	Paul Hornung	38	12	31.6	52	—	10t	
1965	Don Chandler	26	17	65.4	49	—	3t	
1966	Don Chandler	28	12	42.9	47	—	13	
1967	Don Chandler	29	19	65.5	49	—	4	
1968	Mike Mercer	12	7	58.3	45	—	15	
1969	Mike Mercer	17	5	29.4	48	—	15	
1970	Dale Livingston	28	15	53.6	49	11	19	
1971	Lou Michaels	14	8	57.1	44	12	24t	
1972	Chester Marcol	48	33	68.8	51	1	1	
1973	Chester Marcol	35	21	60.0	46	7t	13t	
1974	Chester Marcol	39	25	64.1	52	1	1	
1975	Joe Danelo	16	11	68.8	48	10	19	
1976	Chester Marcol	19	10	52.6	45	11t	22t	
1977	Chester Marcol	21	13	61.9	44	6	13t	
1978	Chester Marcol	19	11	57.9	48	11t	21t	
1979	Tom Birney	9	7	77.8	46	14	28	
1980	Tom Birney	12	6	50.0	50	14	28	
1981	Jan Stenerud	24	22	91.7	53	4	7t	
1982	Jan Stenerud	18	13	72.2	48	3	7t	
1983	Jan Stenerud	26	21	80.8	48	7	10t	
1984	Al Del Greco	12	9	75.0	45	14	26t	
1985	Al Del Greco	26	19	73.1	46	9t	18t	
1986	Al Del Greco	27	17	63.0	50	8t	16t	
1987	Max Zendejas	19	16	84.2	48	7t	15t	
1988	Max Zendejas	16	9	56.3	50	15	26t	
1989	Chris Jacke	28	22	78.6	52	6t	11t	
1990	Chris Jacke	30	23	76.7	53	4t	6t	
1991	Chris Jacke	24	18	75.0	53	10	19t	
1992	Chris Jacke	29	22	75.9	53	4	8t	
1993	Chris Jacke	37	31	83.8	54	2	3t	
1994	Chris Jacke	26	19	73.1	50	10	22	
1995	Chris Jacke	23	17	73.9	51	13	26t	
1996	Chris Jacke	27	21	77.8	53	10t	20t	
1997	Ryan Longwell	30	24	80.0	50	8	12t	
1998	Ryan Longwell	33	29	87.9	45	3t	4t	
1999	Ryan Longwell	30	25	83.3	50	5	12	
2000	Ryan Longwell	38	33	86.8	52	5	10	
2001	Ryan Longwell	31	20	64.5	54	16	28	
2002	Ryan Longwell	34	28	82.4	49	3	8	
2003	Ryan Longwell	26	23	88.5	50	3	4	

Community

Admin. &amp; Coaches

Veterans

Draft &amp; Free Agents

2017 Review

Annual Leaders

Lambeau Field

Misc.

FIELD GOALS MADE *continued*

Year	Player	Att	Made	Pct	LG	Ranking	
						NFC	NFL
2004	Ryan Longwell	28	24	85.7	53	31	71
2005	Ryan Longwell	27	20	74.1	53	11	26
2006	Dave Rayner	35	26	74.3	54	14	26
2007	Mason Crosby	39	31	79.5	53	12	24
2008	Mason Crosby	34	27	79.4	53	14	26
2009	Mason Crosby	36	27	75.0	52	11	23
2010	Mason Crosby	28	22	78.6	56	13	22t
2011	Mason Crosby	28	24	85.7	58	6	10
2012	Mason Crosby	33	21	63.6	54	15	31
2013	Mason Crosby	37	33	89.2	57	5	13
2014	Mason Crosby	33	27	81.8	55	11	23
2015	Mason Crosby	28	24	85.7	56	9	15t
2016	Mason Crosby	30	26	86.7	53	3	8
2017	Mason Crosby	19	15	78.9	50	12	24



Edgar Bennett

## RUSHING YARDS

Year	Player	Att	Yds	Avg	TD	Ranking	
						NFC	NFL
1932	Clarke Hinkle	95	331	3.5	3	—	7
1933	Bob Monnett	108	413	3.8	3	—	7t
	Clarke Hinkle	139	413	3.0	4	—	7t
1934	Clarke Hinkle	144	359	2.5	1	—	13
1935	Bob Monnett	68	336	4.9	1	—	7
1936	Clarke Hinkle	100	476	4.8	5	—	9
1937	Clarke Hinkle	129	552	4.3	5	—	2
1938	Cecil Isbell	85	445	5.2	2	—	4
1939	Cecil Isbell	132	407	3.1	2	—	10
1940	Clarke Hinkle	109	383	3.5	2	—	6
1941	Clarke Hinkle	129	393	3.0	5	—	5
1942	Ted Fritsch	74	323	4.4	0	—	11
1943	Tony Canadeo	94	489	5.2	3	—	5
1944	Ted Fritsch	94	322	3.4	4	—	11t
1945	Ted Fritsch	89	282	3.2	7	—	10
1946	Tony Canadeo	122	476	3.9	0	—	4t
1947	Tony Canadeo	103	464	4.5	2	—	3
1948	Tony Canadeo	123	589	4.8	4	—	5
1949	Tony Canadeo	208	1,052	5.1	4	—	2
1950	Billy Grimes	84	480	5.7	5	—	12
1951	Tobin Rote	76	523	6.9	3	—	8
1952	Tobin Rote	58	313	5.4	2	—	23
1953	Floyd Reid	95	492	5.2	3	—	8
1954	Floyd Reid	99	507	5.1	5	—	9
1955	Howie Ferguson	192	859	4.5	4	—	2
1956	Tobin Rote	84	398	4.7	11	—	21
1957	Don McIlhenny	100	384	3.8	1	—	21
1958	Paul Hornung	69	310	4.5	2	—	26
1959	Paul Hornung	152	681	4.5	7	—	8
1960	Jim Taylor	230	1,101	4.8	11	—	2
1961	Jim Taylor	243	1,307	5.4	15	—	2
1962	Jim Taylor	272	1,474	5.4	19	—	1
1963	Jim Taylor	248	1,018	4.1	9	—	2
1964	Jim Taylor	235	1,169	5.0	12	—	2
1965	Jim Taylor	207	734	3.5	4	—	5
1966	Jim Taylor	204	705	3.5	4	—	10
1967	Jim Grabowski	120	466	3.9	2	—	19
1968	Donny Anderson	170	761	4.5	5	—	9
1969	Travis Williams	129	536	4.2	4	—	14
1970	Donny Anderson	222	853	3.8	5	4	7
1971	John Brockington	216	1,105	5.1	4	1	2
1972	John Brockington	274	1,027	3.7	8	4	9
1973	John Brockington	265	1,144	4.3	3	1	2
1974	John Brockington	266	883	3.3	5	2	6
1975	John Brockington	144	434	3.0	7	20	42
1976	Willard Harrell	130	435	3.3	3	23	48
1977	Barty Smith	166	554	3.3	2	16	31

Year	Player	Att	Yds	Avg	TD	Ranking	
						NFC	NFL
1978	Terdell Middleton	284	1,116	3.9	11	4	6
1979	Terdell Middleton	131	495	3.8	2	20	39
1980	Eddie Lee Ivery	202	831	4.1	3	8	12
1981	Gerry Ellis	196	860	4.4	4	11	19
1982	Eddie Lee Ivery	127	453	3.6	9	11	21
1983	Gerry Ellis	141	696	4.9	4	14	27
1984	Gerry Ellis	123	581	4.7	4	16	30
1985	Eddie Lee Ivery	132	636	4.8	2	17	33
1986	Kenneth Davis	114	519	4.6	0	19	35t
1987	Kenneth Davis	109	413	3.8	3	19	40
1988	Brent Fullwood	101	483	4.8	7	17	37
1989	Brent Fullwood	204	821	4.0	5	9	16
1990	Michael Haddix	98	311	3.2	0	30	58
1991	Darrell Thompson	141	471	3.3	1	15	36
1992	Vince Workman	159	631	4.0	2	11	21
1993	Darrell Thompson	141	471	3.3	1	15	36
1994	Edgar Bennett	178	623	3.5	5	12	26
1995	Edgar Bennett	316	1,067	3.4	3	10	15
1996	Edgar Bennett	322	899	4.0	2	7	14
1997	Dorsey Levens	229	1,435	4.4	7	2	4
1998	Darick Holmes	93	386	4.2	1	21	42
1999	Dorsey Levens	279	1,034	3.7	9	6	13
2000	Ahman Green	263	1,175	4.5	10	6	15
2001	Ahman Green	304	1,387	4.6	9	2	4
2002	Ahman Green	286	1,240	4.3	7	4	12
2003	Ahman Green	359	1,883	5.3	15	1	2
2004	Ahman Green	255	1,163	4.5	7	4	12
2005	Samkon Gado	143	582	4.1	6	16	34
2006	Ahman Green	266	1,059	4.0	5	11	19
2007	Ryan Grant	188	956	5.1	8	9	19
2008	Ryan Grant	312	1,203	3.9	4	6	9
2009	Ryan Grant	282	1,253	4.4	11	3	7
2010	Brandon Jackson	190	703	3.7	3	15	33
2011	James Starks	133	578	4.3	1	18	38
2012	Alex Green	135	464	3.4	0	21	38
2013	Eddie Lacy	284	1,178	4.1	11	6	8
2014	Eddie Lacy	246	1,139	4.6	9	4	7
2015	Eddie Lacy	187	758	4.1	3	12	20
2016	Ty Montgomery	77	457	5.9	3	19	41
2017	Jamaal Williams	153	556	3.6	4	17	36

## MILESTONE LEAGUE GAMES

Note: Regular-season games only

Game	Date	Opponent	Site	Result	Head Coaches (GB, Opp.)	Starting QBs (GB, Opp.)
1	10/23/21	Minneapolis Marines	Hagemeister Park	W, 7-6	Curly Lambeau, Rube Ursella	Adolph Kleibhan, Rube Ursella
50	12/06/25	at Providence Steam Roller	Cyclodrome	W, 13-10	C. Lambeau, Archie Golemsbeski	Charlie Mathys, Curly Oden
100	09/21/30	Chicago Cardinals	City Stadium	W, 14-0	Curly Lambeau, Ernie Nevers	Aim Herber, Roy Baker
200	11/14/37	Philadelphia Eagles	State Fair Park	W, 37-7	Curly Lambeau, Bert Bell	Buckets Goldenberg, Emmett Mortel
300	09/28/47	Chicago Bears	City Stadium	W, 29-20	Curly Lambeau, George Halas	Jack Jacobs, Sid Luckman
400	10/29/55	at Baltimore Colts	Memorial Stadium	L, 14-10	Lisle Blackburn, Weeb Ewbank	Tobin Rote, George Shaw
500	10/20/63	at St. Louis Cardinals	Busch Stadium	W, 30-7	Vince Lombardi, Wally Lemm	Bart Starr, Charley Johnson
600	11/09/70	Baltimore Colts	County Stadium	L, 13-10	Phil Bengtson, Don McCafferty	Don Horn, Johnny Unitas
700	11/21/77	at Washington Redskins	RFK Stadium	L, 10-9	Bart Starr, George Allen	David Whitehurst, Joe Theismann
800	10/21/85	at Chicago Bears	Soldier Field	L, 23-7	Forrest Gregg, Mike Ditka	Lynn Dickey, Jim McMahon
900	11/02/90	at Minnesota Vikings	Metrodome	L, 23-7	Lindy Infante, Jerry Burns	Anthony Dilweg, Rich Gannon
1,000	12/22/96	Minnesota Vikings	Lambeau Field	W, 38-10	Mike Holmgren, Dennis Green	Brett Favre, Brad Johnson
1,100	09/29/03	at Chicago Bears	Soldier Field	W, 38-23	Mike Sherman, Dick Jauron	Brett Favre, Kordell Stewart
1,200	11/08/09	at Tampa Bay Buccaneers	Raymond James St.	L, 38-28	Mike McCarthy, Raheem Morris	Aaron Rodgers, Josh Freeman
1,300	12/03/15	at Detroit Lions	Ford Field	W, 27-23	Mike McCarthy, Jim Caldwell	Aaron Rodgers, Matthew Stafford



## PASSING

Current rating system implemented in 1973

Year	Player	Att	Comp	Yds	Pct	TD	Int	Rtg
1932	Arnie Herber	101	37	639	36.6	9	9	51.5
1933	Arnie Herber	124	50	656	40.3	4	12	28.2
1934	Arnie Herber	115	42	799	36.5	8	12	41.2
1935	Arnie Herber	109	40	729	36.7	8	14	31.5
1936	Arnie Herber	173	77	1,239	44.5	11	13	58.9
1937	Arnie Herber	104	47	684	45.2	7	10	49.5
1938	Cecil Isbell	91	37	659	40.7	7	10	46.0
1939	Arnie Herber	139	57	1,107	41.0	8	9	61.6
1940	Cecil Isbell	150	68	1,037	45.3	9	12	55.3
1941	Cecil Isbell	206	117	1,479	56.8	15	11	81.4
1942	Cecil Isbell	268	146	2,021	54.5	24	14	87.0
1943	Irv Comp	92	46	662	50.0	7	4	81.0
1944	Irv Comp	177	80	1,159	45.2	12	21	50.0
1945	Irv Comp	106	44	865	41.5	7	11	53.1
1946	Irv Comp	94	27	333	28.7	1	8	9.9
1947	Jack Jacobs	242	108	1,615	44.6	16	17	59.8
1948	Jack Jacobs	184	82	848	44.6	5	21	27.9
1949	Jug Girard	175	62	881	35.4	4	12	31.6
1950	Tobin Rote	224	83	1,231	37.1	7	24	21.6
1951	B.Thomason	221	125	1,306	56.6	11	9	73.5
1952	Tobin Rote	157	82	1,268	52.2	13	8	85.6
1953	Tobin Rote	185	72	1,005	38.9	5	15	32.4
1954	Tobin Rote	382	180	2,311	47.1	14	18	59.1
1955	Tobin Rote	342	157	1,977	45.9	17	19	57.8
1956	Tobin Rote	308	146	2,203	47.4	18	15	70.6
1957	Bart Starr	215	117	1,489	54.4	8	10	69.3
1958	Babe Parilli	157	68	1,068	43.3	10	13	53.3
1959	Bart Starr	134	70	972	52.2	6	7	69.0
1960	Bart Starr	172	98	1,358	57.0	4	8	70.8
1961	Bart Starr	295	172	2,418	58.3	16	16	80.3
1962	Bart Starr	285	178	2,438	62.5	12	9	90.7
1963	Bart Starr	244	132	1,855	54.1	15	10	82.3
1964	Bart Starr	272	163	2,144	59.9	15	4	97.1
1965	Bart Starr	251	140	2,055	55.8	16	9	89.0
1966	Bart Starr	251	156	2,257	62.2	14	3	105.0
1967	Bart Starr	210	115	1,823	54.8	9	17	64.4
1968	Bart Starr	171	109	1,617	63.7	15	8	104.3
1969	Bart Starr	148	92	1,161	62.2	9	6	89.9
1970	Bart Starr	255	140	1,645	54.9	8	13	63.9
1971	Scott Hunter	163	75	1,210	46.0	7	17	42.2
1972	Scott Hunter	199	86	1,252	43.2	6	9	55.5
1973	Jerry Tagge	106	56	720	52.8	2	7	53.2
1974	John Hadl	184	89	1,072	48.4	3	8	54.0
1975	John Hadl	353	191	2,095	54.1	6	21	52.8
1976	Lynn Dickey	243	115	1,465	47.3	7	14	52.2
1977	Lynn Dickey	220	113	1,466	51.4	5	14	51.4
1978	D.Whitehurst	328	168	2,093	51.2	10	17	59.9
1979	D.Whitehurst	322	179	2,247	55.6	10	18	64.5
1980	Lynn Dickey	478	278	3,529	58.2	15	25	70.0
1981	Lynn Dickey	354	204	2,593	57.6	17	15	79.0
1982	Lynn Dickey	218	124	1,990	56.9	12	14	75.3
1983	Lynn Dickey	484	289	4,458	59.7	32	29	87.3
1984	Lynn Dickey	401	237	3,195	59.1	25	19	85.6
1985	Lynn Dickey	314	172	2,206	54.8	15	17	70.4
1986	Randy Wright	492	263	3,247	53.5	17	23	66.2
1987	Randy Wright	247	132	1,507	53.4	6	11	61.6
1988	Don Majkowski	336	178	2,119	53.0	9	11	67.8
1989	Don Majkowski	599	353	4,318	58.9	27	20	82.3
1990	Don Majkowski	264	150	1,925	56.8	10	12	73.5
1991	Mike Tomczak	238	128	1,490	53.8	11	9	72.6
1992	Brett Favre	471	302	3,227	64.1	18	13	85.3
1993	Brett Favre	522	318	3,303	60.9	19	24	72.2
1994	Brett Favre	582	363	3,882	62.4	34	14	90.7
1995	Brett Favre	570	359	4,413	63.0	38	13	99.5
1996	Brett Favre	543	325	3,899	59.9	39	13	95.8
1997	Brett Favre	513	304	3,867	59.3	35	16	92.6
1998	Brett Favre	551	347	4,212	63.0	31	23	87.8
1999	Brett Favre	595	341	4,091	57.3	22	23	74.7
2000	Brett Favre	580	338	3,812	58.3	20	16	78.0
2001	Brett Favre	510	314	3,921	61.6	32	15	94.1
2002	Brett Favre	551	341	3,658	61.9	27	16	85.6
2003	Brett Favre	471	308	3,361	65.4	32	21	90.4
2004	Brett Favre	540	346	4,088	64.1	30	17	92.4
2005	Brett Favre	607	372	3,881	61.3	20	29	70.9
2006	Brett Favre	613	343	3,885	56.0	18	18	72.7
2007	Brett Favre	535	356	4,155	66.5	28	15	95.7
2008	Aaron Rodgers	536	341	4,038	63.6	28	13	93.8
2009	Aaron Rodgers	541	350	4,434	64.7	30	7	103.2
2010	Aaron Rodgers	475	312	3,922	65.7	28	11	101.2
2011	Aaron Rodgers	502	343	4,643	68.3	45	6	122.5
2012	Aaron Rodgers	552	371	4,295	67.2	39	8	108.0
2013	Aaron Rodgers	290	193	2,536	66.6	17	6	104.9
2014	Aaron Rodgers	520	341	4,381	65.6	38	5	112.2




Don Majkowski

Year	Player	Att	Comp	Yds	Pct	TD	Int	Rtg
2015	Aaron Rodgers	572	347	3,821	60.7	31	8	92.7
2016	Aaron Rodgers	610	401	4,428	65.7	40	7	104.2
2017	Aaron Rodgers	238	154	1,675	64.7	16	6	97.2

## RECEPTIONS, OVERALL

Year	Player	No	Yds	Avg	LG	TD	Rank	NFC/NFL
1932	J. (Blood) McNally	14	168	12.0	—	3	—	—
1933	Roger Grove	18	215	11.9	—	0	—	—
1934	Clarke Hinkle	12	113	9.4	69T	1	—	—
1935	J. (Blood) McNally	25	404	16.2	70T	3	—	—
1936	Don Hutson	34	526	15.5	58T	8	1	—
1937	Don Hutson	41	552	13.5	78T	7	1	—
1938	Don Hutson	32	548	17.1	54	9	—	—
1939	Don Hutson	34	846	24.9	92T	6	1	—
1940	Don Hutson	45	664	14.8	36T	7	2	—
1941	Don Hutson	58	738	12.7	45T	10	1	—
1942	Don Hutson	74	1,211	16.4	73T	17	1	—
1943	Don Hutson	47	776	16.5	79T	11	1	—
1944	Don Hutson	58	866	14.9	55T	9	1	—
1945	Don Hutson	47	834	17.7	75T	9	1	—
1946	Clyde Goodnight	16	308	19.3	51T	1	17T	—
	Nolan Luhn	16	224	14.0	36	2	17T	—
1947	Nolan Luhn	42	696	16.6	44	7	4	—
1948	Clyde Goodnight	28	448	16.0	57	3	24T	—
1949	Ted Cook	25	442	17.7	50	1	10T	—
1950	Al Baldwin	28	555	19.8	85T	3	23	—
1951	Bob Mann	50	696	13.9	52	8	4	—
1952	Billy Howton	53	1,231	23.2	90T	13	6	—
1953	Billy Howton	25	463	18.5	80T	4	25T	—
1954	Billy Howton	52	768	14.8	59	2	4	—
1955	Billy Howton	44	697	15.8	60	5	3T	—
1956	Billy Howton	55	1,188	21.6	66T	12	2	—
1957	Billy Howton	38	727	19.1	77T	5	6	—
1958	Max McGee	37	655	17.7	80T	7	9	—
1959	Boyd Dowler	32	549	17.2	35	4	19T	—
1960	Max McGee	38	787	20.7	57T	4	13T	—
1961	Max McGee	51	883	17.3	53	7	11	—
1962	Max McGee	49	820	16.7	64	3	15T	—
	Boyd Dowler	49	724	14.8	41	2	15T	—
1963	Boyd Dowler	53	901	17.0	53T	6	9	—
1964	Boyd Dowler	45	623	13.8	50T	5	15T	—
1965	Boyd Dowler	44	610	13.9	47T	4	15T	—
1966	Jim Taylor	41	331	8.1	21	2	24T	—
1967	Boyd Dowler	54	836	15.5	57T	4	9	—
1968	Boyd Dowler	45	668	14.8	72T	6	10	—
1969	Carroll Dale	45	879	19.5	48	6	17T	—
1970	Carroll Dale	49	814	16.6	89T	2	7/8T	—
1971	Carroll Dale	31	598	19.3	77T	4	25T/46T	—
1972	MacArthur Lane	26	285	11.0	49	0	38T/74T	—
1973	MacArthur Lane	27	255	9.4	30	1	33T/61T	—
1974	John Brockington	43	314	7.3	29	0	10T/12T	—



Boyd Dowler

ANNUAL STATISTICAL LEADERS

Community

Admin. & Coaches

Veterans

Draft & Free Agents

2017 Review

Annual Leaders

Lambeau Field

Misc.



Bubba Franks

RECEPTIONS, OVERALL *continued*

NFC/NFL

Year	Player	No	Yds	Avg	LG	TD	Rank
1975	Ken Payne	58	766	13.2	54	0	2/4
1976	Ken Payne	33	467	14.2	57 1/2	4	24/46t
1977	Barty Smith	37	340	9.2	42	1	14/31t
1978	James Lofton	46	818	17.8	58t	6	16t/28t
1979	Paul Coffman	56	711	12.7	78t	4	11/22t
1980	James Lofton	71	1,226	17.3	47	4	3/5t
1981	James Lofton	71	1,294	18.2	75t	8	5/7t
1982	James Lofton	35	696	19.9	80t	4	8t/21t
1983	James Lofton	58	1,300	22.4	74t	8	9/20t
1984	James Lofton	62	1,361	22.0	79t	7	10/24t
1985	James Lofton	69	1,153	16.7	56t	4	6/14t
1986	James Lofton	64	840	13.1	36	4	8/19
1987	Walter Stanley	38	672	17.7	70t	3	19t/49t
1988	Sterling Sharpe	55	791	14.4	51	1	20/33t
1989	Sterling Sharpe	90	1,423	15.8	79t	12	1/1t
1990	Sterling Sharpe	67	1,105	16.5	76t	6	8/14t
1991	Sterling Sharpe	69	961	13.9	58t	4	7/18
1992	Sterling Sharpe	108	1,461	13.5	76t	13	1/1t
1993	Sterling Sharpe	112	1,274	11.4	54	11	1/1t
1994	Sterling Sharpe	94	1,119	11.9	49	18	4/5
1995	Robert Brooks	102	1,497	14.7	99t	13	8/8
1996	Antonio Freeman	56	933	16.7	51t	9	20/41t
1997	Antonio Freeman	81	1,243	15.3	58t	12	5/8
1998	Antonio Freeman	84	1,424	17.0	84t	14	2/5
1999	Antonio Freeman	74	1,074	14.5	51	6	14t/21t
	Bill Schroeder	74	1,051	14.2	51	5	14t/21t
2000	Ahman Green	73	559	7.7	31	3	12t/24t
2001	Ahman Green	62	594	9.6	42	2	18/38t
2002	Donald Driver	70	1,064	15.2	85t	9	14/28t
2003	Donald Driver	52	621	11.9	41	2	24t/50t
2004	Javon Walker	89	1,382	15.5	79t	12	5t/8t
2005	Donald Driver	86	1,221	14.2	59	5	5/7t
2006	Donald Driver	92	1,295	14.1	82t	8	3/5
2007	Donald Driver	82	1,048	12.8	47	2	9/17t
2008	Greg Jennings	80	1,292	16.2	63	9	7/16t
2009	Donald Driver	70	1,061	15.2	71t	6	13t/27t
2010	Greg Jennings	76	1,265	16.6	86t	12	11/18
2011	Jordy Nelson	68	1,263	18.6	93t	15	17t/30t
2012	Randall Cobb	80	954	11.9	39t	8	11/17
2013	Jordy Nelson	85	1,314	15.5	76t	8	6t/14t
2014	Jordy Nelson	98	1,519	15.5	80t	13	4/7
2015	Randall Cobb	79	829	10.5	53t	6	10t/22t
2016	Jordy Nelson	97	1,257	13.0	60	14	3/5
2017	Davante Adams	74	885	12.0	55t	10	9t/19t

1992	Jackie Harris	55	595	10.8	40	2	2
1993	Jackie Harris	42	604	14.4	66t	4	3
1994	Ed West	31	377	12.2	26	2	5
1995	Mark Chmura	54	679	12.6	33	7	3
1996	Keith Jackson	40	505	12.6	51t	10	2
1997	Mark Chmura	38	417	11.0	32t	6	5
1998	Mark Chmura	47	554	11.8	25t	4	2
1999	Tyrone Davis	20	204	10.2	33	2	6
2000	Bubba Franks	34	363	10.7	27t	1	5
2001	Bubba Franks	36	322	8.9	31	9	4
2002	Bubba Franks	54	442	8.2	20t	7	4
2003	Bubba Franks	30	241	8.0	24	4	5
2004	Bubba Franks	34	361	10.6	29	7	5t
2005	Donald Lee	33	294	8.9	27	2	4
2006	Bubba Franks	25	232	9.3	19	2	0
2007	Donald Lee	48	575	12.0	60	6	3
2008	Donald Lee	39	303	7.8	26	5	3
2009	Jermichael Finley	55	676	12.3	62t	5	3
2010	Jermichael Finley	21	301	14.3	34	1	6t
	Andrew Quarless	21	238	11.3	23t	1	6t
2011	Jermichael Finley	55	767	13.9	41	8	3
2012	Jermichael Finley	61	667	10.9	40	2	3
2013	Andrew Quarless	32	312	9.8	22	2	5
2014	Andrew Quarless	29	323	11.1	34	3	5
2015	Richard Rodgers	58	510	8.8	61t	8	2
2016	Jared Cook	30	377	12.6	47	1	5t
	Richard Rodgers	30	271	9.0	22	2	5t
2017	Martellus Bennett	24	233	9.7	33	0	5

RECEPTIONS, TIGHT ENDS

Year	Player	No	Yds	Avg	LG	TD	Team Rank
1957	Ron Kramer	28	337	12.0	31	0	2
1958	Steve Meilinger	13	139	10.7	19	1	5
1959	Gary Knafelec	27	384	14.2	38	4	3
1960	Gary Knafelec	14	164	11.7	23	0	5
1961	Ron Kramer	35	559	16.0	53t	4	3
1962	Ron Kramer	37	555	15.0	54t	7	3
1963	Ron Kramer	32	537	16.8	49	4	3
1964	Ron Kramer	34	551	16.2	55	0	3
1965	Marv Fleming	14	141	10.1	31t	2	5
1966	Marv Fleming	31	361	11.6	53t	2	3
1967	Marv Fleming	10	126	12.6	19	1	7
1968	Marv Fleming	25	278	11.1	32t	3	3t
1969	Marv Fleming	18	226	12.6	23	2	4
1970	John Hilton	25	350	14.0	65t	4	3
1971	Rich McGeorge	27	463	17.1	50	4	2
1972	Len Garrett	4	66	16.5	21	0	6t
	Rich McGeorge	4	50	12.5	23t	2	6t
1973	Rich McGeorge	16	260	16.3	44	1	3t
1974	Rich McGeorge	30	440	14.7	51	0	4
1975	Rich McGeorge	32	458	14.3	43	1	4
1976	Rich McGeorge	24	278	11.6	28	1	2
1977	Rich McGeorge	17	142	8.4	18	1	5
1978	Rich McGeorge	23	247	10.7	25	1	5
1979	Paul Coffman	56	711	12.7	78t	4	1
1980	Paul Coffman	42	496	11.8	25	3	4
1981	Paul Coffman	55	687	12.5	29	4	3
1982	Paul Coffman	23	287	12.5	42	2	3
1983	Paul Coffman	54	814	15.1	74	11	3
1984	Paul Coffman	43	562	13.1	44t	9	2
1985	Paul Coffman	49	666	13.6	32	6	2
1986	Dan Ross	17	143	8.4	16	1	8
1987	Ed West	19	261	13.7	40	1	5
1988	Ed West	30	276	9.2	35	3	4
1989	Ed West	22	269	12.2	31	5	6
1990	Ed West	27	356	13.2	50	5	6
1991	Jackie Harris	24	264	11.0	35	3	4

INTERCEPTIONS

Year	Player	Int	Yards	TD	NFC Rank	NFL Rank
1940	Don Hutson	6	24	0	—	1t
1941	Hal Van Every	3	104	1	—	11t
1942	Don Hutson	7	71	0	—	2
1943	Irv Comp	10	149	1	—	2
1944	Ted Fritsch	6	115	1	—	3t
	Irv Comp	6	54	0	—	3t
1945	Charley Brock	4	122	2	—	6t
	Don Hutson	4	15	0	—	6t
1946	Herm Rohrig	5	134	0	—	4t
1947	Bob Forte	9	140	1	—	3t
1948	Ted Cook	6	81	0	—	8t
1949	Ted Cook	5	52	0	—	13t
1950	Rebel Steiner	7	190	1	—	9t
1951	Jug Girard	5	25	0	—	10t
1952	Ace Loomis	4	115	1	—	21t
	Bob Forte	4	50	0	—	21t
	Bobby Dillon	4	35	0	—	21t
1953	Bobby Dillon	9	112	1	—	5t
1954	Bobby Dillon	7	111	1	—	7t
1955	Bobby Dillon	9	153	0	—	2t
1956	Bobby Dillon	7	244	1	—	5t
1957	John Symank	9	198	0	—	4t
	Bobby Dillon	9	180	1	—	4t
1958	Bobby Dillon	6	134	1	—	7t
1959	Bill Forester	2	48	0	—	34t
	John Symank	2	46	0	—	34t
	Bob Freeman	2	22	0	—	34t
	Emilen Tunnell	2	20	0	—	34t
1960	Jesse Whittenton	6	101	0	—	7t
1961	John Symank	5	99	0	—	16t
	Jesse Whittenton	5	98	1	—	16t
	Hank Gremminger	5	54	0	—	16t
	Willie Wood	5	52	0	—	16t
1962	Willie Wood	9	132	0	—	1

INTERCEPTIONS *continued*

Year	Player	Int	Yards	NFC		NFL	
				TD	Rank	Rank	Rank
1963	Herb Adderley	5	86	0	—	14t	—
	Willie Wood	5	67	0	—	14t	—
1964	Herb Adderley	4	56	0	—	12t	—
1965	Herb Adderley	6	175	3	—	3t	—
	Willie Wood	6	65	0	—	3t	—
1966	Bob Jeter	5	142	2	—	9t	—
	Dave Robinson	5	60	0	—	9t	—
1967	Bob Jeter	8	78	0	—	3t	—
1968	Tom Brown	4	66	0	—	19t	—
1969	Herb Adderley	5	169	1	—	7t	—
1970	Willie Wood	7	110	0	2t	5t	—
1971	Ken Ellis	6	10	0	4t	9t	—
1972	Ken Ellis	4	106	1	7t	20t	—
	Willie Buchanan	4	62	0	7t	20t	—
	Jim Hill	4	37	0	7t	20t	—
1973	Ken Ellis	3	53	1	24t	41t	—
	Jim Hill	3	53	0	24t	41t	—
	Jim Carter	3	44	1	24t	41t	—
1974	Ted Hendricks	5	74	0	6t	13t	—
1975	Perry Smith	6	97	0	4t	7t	—
1976	Johnnie Gray	4	101	1	11t	24t	—
1977	Steve Luke	4	9	0	15t	29t	—
	Mike C. McCoy	4	2	0	15t	29t	—
1978	Willie Buchanan	9	93	1	1t	2t	—
1979	Johnnie Gray	5	66	0	8t	17t	—
1980	Johnnie Gray	5	54	0	10t	24t	—
1981	Maurice Harvey	6	217	0	11t	14t	—
	Mark Lee	6	50	0	11t	14t	—
1982	John Anderson	3	22	0	8t	21t	—
1983	Tim Lewis	5	111	0	12t	23t	—
	John Anderson	5	54	1	12t	23t	—
1984	Tom Flynn	9	106	0	1	2	—
1985	Tim Lewis	4	4	0	22t	39t	—
1986	Mark Lee	9	33	0	2t	2t	—
1987	Jim Bob Morris	3	135	0	17t	31t	—
	Dave Brown	3	16	0	17t	31t	—
1988	Mark Murphy	5	19	0	7t	13t	—
1989	Dave Brown	6	12	0	3t	7t	—
1990	LeRoy Butler	3	42	0	17t	33t	—
	Jerry Holmes	3	39	0	17t	33t	—
	Mark Murphy	3	6	0	17t	33t	—
1991	Chuck Cecil	3	76	0	22t	42t	—
	Mark Murphy	3	27	0	22t	42t	—
	LeRoy Butler	3	6	0	22t	42t	—
1992	Chuck Cecil	4	52	0	9t	22t	—
1993	LeRoy Butler	6	131	0	2t	7t	—
1994	Terrell Buckley	5	38	0	5t	10t	—
1995	LeRoy Butler	5	105	0	10t	15t	—
1996	Eugene Robinson	6	107	0	2t	4t	—
1997	LeRoy Butler	5	4	0	6t	10t	—
1998	Tyrone Williams	5	40	0	5t	14t	—
1999	Mike McKenzie	6	4	0	3t	6t	—
2000	Darren Sharper	9	109	0	1	1	—
2001	Darren Sharper	6	78	0	6t	9t	—
2002	Darren Sharper	7	233	1	2t	3t	—
2003	Darren Sharper	5	78	0	6t	17t	—
2004	Darren Sharper	4	97	2	10t	21t	—



Charles Woodson

Year	Player	Int	Yards	TD	NFC		NFL	
					Rank	Rank	Rank	Rank
2005	Al Harris	3	30	1	21t	36t	—	—
2006	Charles Woodson	8	61	1	1t	3t	—	—
2007	Atari Bigby	5	50	0	4t	9t	—	—
2008	Nick Collins	7	295	3	1t	2t	—	—
	Charles Woodson	7	169	2	1t	2t	—	—
2009	Charles Woodson	9	179	3	1t	1t	—	—
2010	Tramon Williams	6	87	0	2t	5t	—	—
2011	Charles Woodson	7	63	1	1	1t	—	—
2012	Casey Hayward	6	81	0	5t	5t	—	—
2013	Sam Shields	4	3	0	8t	11t	—	—
2014	Casey Hayward	3	113	1	17t	27t	—	—
	Tramon Williams	3	2	0	17t	27t	—	—
2015	Damarious Randall	3	47	1	10t	24t	—	—
	Sam Hyde	3	36	0	10t	24t	—	—
	Sam Shields	3	15	0	10t	24t	—	—
2016	Ha Ha Clinton-Dix	5	75	0	2t	5t	—	—
2017	Damarious Randall	4	35	1	5t	12t	—	—

## PUNTING

Year	Player	Gross		NFC/NFL		
		Punts	Avg	LG	Blk	Rank
1939	Clarke Hinkle	43	40.7	65	0	—
1940	Clarke Hinkle	22	37.2	59	0	18
1941	Clarke Hinkle	22	44.5	63	0	—
1942	Lou Brock	32	38.1	52	2	—
1943	Lou Brock	32	36.4	72	1	9
1944	Tony Canadeo	13	36.8	46	0	13
1945	Roy McKay	44	41.2	73	0	1
1946	Roy McKay	64	42.7	64	1	1
1947	Jack Jacobs	57	43.5	74	1	1
1948	Jack Jacobs	69	40.3	78	1	3
1949	Jug Girard	69	39.0	72	3	5
1950	Jug Girard	71	38.2	63	2	13
1951	Jug Girard	52	40.4	66	0	6
1952	Babe Parilli	65	40.7	63	0	10
1953	Clive Rush	60	37.7	60	0	13
1954	Max McGee	72	41.7	63	0	5
1955	Dick Deschaine	56	43.2	73	0	2
1956	Dick Deschaine	62	42.7	57	0	2
1957	Dick Deschaine	63	42.0	71	2	6
1958	Max McGee	62	42.3	61	0	4
1959	Max McGee	64	42.6	61	1	7
1960	Max McGee	31	41.6	58	1	10
1961	Boyd Dowler	38	44.1	75	0	5
1962	Boyd Dowler	36	43.1	75	0	6
1963	Jerry Norton	51	44.7	61	0	6
1964	Jerry Norton	56	42.2	61	0	11
1965	Don Chandler	74	42.9	90	0	5
1966	Don Chandler	60	40.9	58	0	10
1967	Donny Anderson	65	36.6	63	1	14
1968	Donny Anderson	59	40.0	65	0	9
1969	Donny Anderson	58	40.2	65	0	9
1970	Donny Anderson	81	40.8	62	0	6/15
1971	Donny Anderson	50	40.4	58	0	8/17
1972	Ron Widby	65	41.8	64	2	5/10
1973	Ron Widby	56	43.1	60	0	3/6
1974	Randy Walker	69	38.4	58	0	8/18
1975	David Beverly	66	37.6	55	0	13/24
1976	David Beverly	83	37.0	60	1	12/25
1977	David Beverly	85	39.9	59	1	5t/7t
1978	David Beverly	106	35.5	57	0	15/29
1979	David Beverly	69	40.4	65	0	4/10
1980	David Beverly	86	38.3	55	0	14/26t
1981	Ray Stachowicz	82	40.6	72	2	11/18t
1982	Ray Stachowicz	42	40.2	53	0	11/17t
1983	Bucky Scribner	69	41.6	70	1	3/10
1984	Bucky Scribner	85	42.3	61	0	3/8
1985	Joe Prokop	56	39.5	66	0	14/28
1986	Don Bracken	55	40.1	63	2	11/21
1987	Don Bracken	72	40.9	65	1	5/9
1988	Don Bracken	85	38.7	62	1	12/24
1989	Don Bracken	66	40.6	63	0	7/11
1990	Don Bracken	64	38.0	59	1	13/25
1991	Paul McCullen	86	40.4	62	0	10/19t
1992	Bryan Wagner	30	40.7	52	0	NO*
1993	Bryan Wagner	74	42.9	60	0	6t/12t
1994	Craig Henrich	81	41.4	70	0	7t/17t
1995	Craig Henrich	65	42.2	61	2	7t/14t
1996	Craig Henrich	68	42.4	65	0	10/20
1997	Craig Henrich	75	45.0	65	0	3/5t
1998	Sean Landeta	65	42.9	72	0	8/20
1999	Louie Aguiar	75	39.4	64	0	13t/28t
2000	Josh Bidwell	78	38.5	53	0	14/29t
2001	Josh Bidwell	82	42.5	68	0	7/13

## PUNTING continued

Year	Player	Gross			NFC/NFL	
		Punts	Avg	LG	Bk	Rank
2002	Josh Bidwell	79	41.7	57	0	10/16
2003	Josh Bidwell	69	41.7	60	0	6/14
2004	Bryan Barker	66	40.1	64	0	14/27
2005	B.J. Sander	64	39.2	53	0	15/30
2006	Jon Ryan	84	44.5	66	0	7/9
2007	Jon Ryan	60	44.4	72	2	5/9
2008	Derrick Frost	48	42.1	65	0	11/23
2009	Jeremy Kapinos	66	43.8	58	1	8/16
2010	Tim Masthay	71	43.9	62	0	7/14
2011	Tim Masthay	55	45.6	71	0	6/15
2012	Tim Masthay	70	43.5	65	1	13/27
2013	Tim Masthay	64	44.6	62	0	11/22
2014	Tim Masthay	49	44.1	63	2	12/26
2015	Tim Masthay	81	43.9	62	0	12/25
2016	Jacob Schum	56	43.2	65	0	13/27
2017	Justin Vogel	71	44.4	62	0	10/23

## PUNT RETURNS

Year	Player	Ret	Yds	Avg	LG	TD	NFC/NFL
							Rank
1941	Andy Uram	7	121	17.3	90†	1	—
1942	Tony Canadeo	7	76	10.9	26	0	0
1943	Joe Laws	10	84	8.4	19	0	7
1944	Joe Laws	15	118	7.9	23	0	7
1945	Joe Laws	12	78	6.5	21	0	10
1946	Bob Nussbaumer	12	98	8.2	21	0	11
1947	Jim Gillette	11	168	15.3	26	0	8
1948	Fred Provo	18	208	11.6	40	0	9
1949	Ralph Earhart	14	161	11.5	57†	1	14
1950	Billy Grimes	29	555	19.1	85†	2	2
1951	Billy Grimes	16	100	6.3	26	0	20
1952	Billy Grimes	18	179	9.9	72	0	11
1953	Al Carmichael	20	199	10.0	52	0	2
1954	Veryl Switzer	26	314	12.1	93†	1	1
1955	Veryl Switzer	24	158	6.6	38	0	8
1956	Al Carmichael	21	165	7.9	22	0	6
1957	Al Carmichael	25	190	7.6	48	0	2
1958	Jim Shanley	14	105	7.5	26	0	7
1959	Lew Carpenter	13	150	11.5	51	0	2
1960	Willie Wood	16	106	6.6	33	0	7
1961	Willie Wood	14	225	16.1	72†	2	1
1962	Willie Wood	23	273	11.9	65	0	2
1963	Willie Wood	19	169	8.9	41	0	10
1964	Willie Wood	19	252	13.3	64	0	2
1965	Willie Wood	13	38	2.9	14	0	14
1966	Willie Wood	22	82	3.7	13	0	11
1967	Donny Anderson	9	98	10.9	43	0	3
1968	Tom Brown	16	111	6.9	52†	1	0
1969	Elijah Pitts	16	60	3.8	10	0	10
1970	Willie Wood	11	58	5.3	12	0	NQ*
1971	Ken Ellis	22	107	4.9	30	0	11/24
1972	Ken Ellis	14	215	15.4	80†	1	1/1
1973	Jon Stagers	19	90	4.7	26	0	13/28
1974	Steve Odom	15	91	12.7	95†	1	5†/11†
1975	Willard Harrell	21	136	6.5	25	0	16/26
1976	Johnnie Gray	37	307	8.3	27	0	11/21
1977	Willard Harrell	28	253	9.0	75†	1	5/16
1978	Steve Odom	33	298	9.0	48	0	5/11
1979	Steve Odom	15	80	5.3	19	0	12/26



Willie Wood

1980	Ron Cassidy	17	139	8.2	20	0	11†/19†
1981	Mark Lee	20	187	9.4	94†	1	6/11
1982	Phillip Epps	20	150	7.5	35	0	9/19
1983	Phillip Epps	36	324	9.0	90†	1	6/13
1984	Phillip Epps	29	199	6.9	39	0	11/22†
1985	Walter Stanley	14	179	12.8	27	0	NQ*
1986	Walter Stanley	33	316	9.6	83†	1	4/7
1987	Walter Stanley	28	173	6.2	48	0	12/22
1988	Ron Pitts	9	93	10.3	63†	1	NQ*
1989	Jeff Query	30	247	8.2	15	0	11/15
1990	Jeff Query	32	308	9.6	25	0	4/6†
1991	Vai Sikahema	26	239	9.2	62	0	6/10
1992	Terrell Buckley	21	211	10.0	58†	1	5/10†
1993	Mike Prior	17	194	11.4	24	0	NQ*
1994	Robert Brooks	40	352	8.8	85†	1	7/14
1995	Charles Jordan	21	213	10.1	18	0	5†/10†
1996	Desmond Howard	58	875	15.1	92†	3	1/1
1997	Bill Schroeder	33	342	10.4	46	0	8/15†
1998	Roell Preston	44	398	9.0	71†	1	9/18
1999	Desmond Howard	12	93	7.8	20	0	NQ*
2000	Allen Rossum	29	248	8.6	43	0	8†/16†
2001	Antonio Freeman	17	114	6.7	29	0	NQ*
2002	Darrien Gordon	35	180	5.1	27	0	14/24
2003	Antonio Chatman	33	277	8.4	33	0	9/20
2004	Antonio Chatman	32	245	7.7	28	0	8/19
2005	Antonio Chatman	45	381	8.5	85†	1	7/12†
2006	Charles Woodson	41	363	8.9	40	0	8/19
2007	Charles Woodson	33	268	8.1	34	0	7/16
2008	Will Blackmon	36	398	11.1	76†	2	4/9
2009	Jordy Nelson	17	90	5.3	14	0	NQ*
2010	Tramon Williams	41	326	8.0	52	0	10/19
2011	Randall Cobb	26	295	11.3	80†	1	4/7
2012	Randall Cobb	21	292	9.4	75†	1	5/14
2013	Micah Hyde	24	296	12.3	93†	1	3/5
2014	Micah Hyde	14	221	15.8	75†	2	NQ*
2015	Micah Hyde	27	157	5.8	16	0	12/24
2016	Micah Hyde	11	64	5.8	19	0	NQ*
2017	Trevor Davis	24	289	12.0	65	0	3/3

\* — Did not qualify for league leaders

## KICKOFF RETURNS

Year	Player	Ret	Yds	Avg	LG	TD	NFC/NFL
							Rank
1941	Tony Canadeo	4	110	27.5	55	0	—
1942	Andy Uram	8	208	26.0	98†	1	0
1943	Tony Canadeo	10	242	24.2	43	0	6
1944	Ted Fritsch	11	288	26.2	44	0	2
1945	Ted Fritsch	8	279	34.9	79	0	5
1946	Tony Canadeo	6	163	27.2	38	0	15
1947	Ed Cody	10	269	26.9	39	0	5†
1948	Ed Smith	12	287	23.7	36	0	8
1949	Jack Kirby	14	315	22.5	34	0	10
1950	Tony Canadeo	16	411	25.7	48	0	10
1951	Dom Moselle	20	547	27.4	44	0	4
1952	Billy Grimes	18	422	23.4	34	0	15
1953	Al Carmichael	26	641	24.7	43	0	8
1954	Al Carmichael	19	531	27.9	49	0	3
1955	Al Carmichael	14	418	29.9	100†	1	1
1956	Al Carmichael	33	927	28.1	106†	1	3
1957	Don McIlhenny	14	362	25.9	53	0	6
1958	Al Carmichael	29	700	24.1	60	0	5
1959	John Symank	14	338	24.1	39	0	5
1960	Tom Moore	12	397	33.1	84	0	1
1961	Tom Moore	15	409	27.3	60	0	7
1962	Herb Adderley	15	418	27.9	103†	1	3
1963	Herb Adderley	20	597	29.9	98†	1	3
1964	Tom Moore	16	431	26.9	55	0	5
1965	Tom Moore	15	361	24.1	52	0	15
1966	Donny Anderson	23	533	23.2	61	0	15
1967	Travis Williams	18	739	41.1	104†	4	1
1968	Herb Adderley	14	331	23.6	50	0	11
1969	Dave Hampton	22	582	26.5	87†	1	5
1970	Larry Krause	18	513	28.5	100†	1	3/7
1971	Dave Hampton	46	1,314	28.6	90†	1	3/3
1972	Ike Thomas	21	572	27.2	89	0	5/7
1973	Ike Thomas	23	527	22.9	34	0	9†/22†
1974	Steve Odom	31	713	23.0	52	0	14/25
1975	Steve Odom	42	1,034	24.6	93†	1	6/11
1976	Mike C. McCoy	18	457	25.4	65	0	4/9†
1977	Steve Odom	23	468	20.3	37	0	17/30
1978	Steve Odom	25	677	27.1	95†	1	1/1
1979	Aundra Thompson	15	346	23.1	100†	1	NQ*
1980	Mark Lee	30	589	19.6	35	0	15†/28†
1981	Mark Lee	14	270	19.3	31	0	19/40
1982	Del Rodgers	20	436	21.8	76	0	11/21
1983	Harlan Huckleby	41	757	18.5	57	0	17/37



KICKOFF RETURN *continued*

Year	Player	Ret	Yds	Avg	LG	TD	NFC/NFL Rank
1984	Del Rodgers	39	843	21.6	97	1	6/14
1985	Gary Ellerson	29	521	18.0	32	0	15/32
1986	Walter Stanley	28	559	20.0	55	0	9/22†
1987	Brent Fullwood	24	510	21.3	46	0	9/13
1988	Brent Fullwood	21	421	20.0	31	0	9/22
1989	Vince Workman	33	547	16.6	46	0	16/31
1990	Charles Wilson	35	798	22.8	36	0	3/5
1991	Charles Wilson	23	522	22.7	82†	1	3†/5†
1992	Corey Harris	23	485	21.1	50	0	11/14†
1993	Robert Brooks	23	611	26.6	95†	1	1/1
1994	Corey Harris	29	618	21.3	59	0	12/23†
1995	Antonio Freeman	24	556	23.2	45	0	5/14
1996	Desmond Howard	22	460	20.9	40	0	17/34
1997	Bill Schroeder	24	562	23.4	40	0	8†/14†
1998	Roell Preston	57	1,497	26.3	101†	2	3/6
1999	Basil Mitchell	21	464	22.1	88†	1	10†/20†
2000	Allen Rossum	50	1,288	25.8	92†	1	3/4
2001	Allen Rossum	23	431	18.7	27	0	16/34
2002	Javon Walker	35	769	22.0	55	0	15/25
2003	Najeh Davenport	16	505	31.6	60	0	NQ*
2004	Robert Ferguson	21	526	25.0	71	0	4/7
2005	ReShard Lee	15	319	21.3	35	0	NQ*
2006	Vernand Morency	31	670	21.6	35	0	16†/30†
2007	Koren Robinson	25	596	23.8	67	0	11†/20†
2008	Will Blackmon	55	1,157	21.0	45	0	19/34
2009	Jordy Nelson	25	635	25.4	54	0	6/11
2010	Jordy Nelson	22	496	22.5	51	0	11/24
2011	Randall Cobb	34	941	27.7	108†	1	4/1/2
2012	Randall Cobb	38	964	25.4	46	0	6/12
2013	Micah Hyde	22	531	24.1	70	0	6/14
2014	DuJuan Harris	22	456	20.7	41	0	11/20
2015	Jeff Janis	14	406	29.0	70	0	NQ*
2016	Ty Montgomery	18	366	20.3	40	0	NQ*
2017	Trevor Davis	31	707	22.8	34	0	4/8

\* — Did not qualify for league leaders

## TOTAL TACKLES

Year	Player	TT	Solo	Ast	FF	FR
1975	Johannie Gray	123	70	53	1	4
1976	Johannie Gray	119	95	24	1	3
1977	Jim Carter	157	121	36	1½	0
1978	Steve Luke	150	133	17	4	2
1979	Rich Wingo	166	151	15	3	1
1980	Mike Douglass	165	122	43	3	2
1981	Mike Douglass	180	146	34	7	3
1982	George Cumby	94	69	25	2	1
1983	Mike Douglass	162	127	35	4	4
1984	Mark Murphy	116	94	22	0	1
1985	Randy Scott	151	98	53	2	2
1986	Brian Noble	113	82	31	1	0
1987	Brian Noble	89	76	13	0	5
1988	Tim Harris	111	83	28	2	0
	Mark Murphy	111	86	25	1	4
1989	Brian Noble	138	71	67	1	1
1990	Mark Murphy	128	103	25	1	0
1991	Brian Noble	121	64	57	1	1
1992	Johnny Holland	117	80	37	1	2
1993	Johnny Holland	145	97	48	2	2
1994	George Koonce	119	78	41	1	2
1995	LeRoy Butler	117	97	20	1	0
1996	George Koonce	117	76	41	0	1
1997	Bernardo Harris	119	86	33	0	0
1998	Bernardo Harris	121	79	42	0	0
1999	Darren Sharper	113	84	29	0	1
2000	Bernardo Harris	132	85	47	1	0
2001	Bernardo Harris	130	81	49	2	3
2002	Nate Wayne	132	94	38	3	2
2003	Nick Barnett	134	95	39	0	1
2004	Nick Barnett	162	116	46	0	1
2005	Nick Barnett	194	128	66	1	3
2006	A.J. Hawk	155	112	43	1	2
2007	Nick Barnett	165	109	56	0	1
2008	A.J. Hawk	121	84	37	0	0
2009	Nick Barnett	122	96	26	0	0
2010	A.J. Hawk	134	97	37	0	1
2011	Desmond Bishop	142	109	33	2	0
2012	A.J. Hawk	142	105	37	0	0
2013	A.J. Hawk	153	112	41	1	1
2014	Morgan Burnett	125	99	26	1	1
2015	Ha Ha Clinton-Dix	117	97	20	1	0
2016	Morgan Burnett	92	78	14	0	1
2017	Blake Martinez	158	107	51	1	2

## SACKS

Became official NFL statistic in 1982

Year	Player	Sacks	NFC Rank	NFL Rank
1972	Clarence Williams	9	NA	NA
1973	Mike P. McCoy	6	NA	NA
1974	Clarence Williams	6	NA	NA
1975	Dave Purefoy	11	NA	NA
1976	Mike P. McCoy	8½	NA	NA
	Alden Roche	8½	NA	NA
1977	Dave Purefoy	8	NA	NA
	Dave Roller	8	NA	NA
1978	Ezra Johnson	20½	NA	NA
1979	Bob Barber	6	NA	NA
	Ezra Johnson	6	NA	NA
1980	Mike Butler	9	NA	NA
	Ezra Johnson	9	NA	NA
1981	Mike Butler	10½	NA	NA
1982	Ezra Johnson	5½	13†	21†
1983	Ezra Johnson	14½	3	7
1984	Mike Douglass	9	21	37†
1985	Ezra Johnson	9½	19	30†
1986	Tim Harris	8	18†	34†
1987	Tim Harris	7	16†	25†
1988	Tim Harris	13½	5	5
1989	Tim Harris	19½	2	2
1990	Tim Harris	7	21†	40†
1991	Tony Bennett	13	3†	6†
1992	Tony Bennett	13½	6†	13†
1993	Reggie White	13	1†	4†
1994	Sean Jones	10½	5†	10†
1995	Reggie White	12	3	6†
1996	Reggie White	8½	7	26
1997	Reggie White	11	7	10
1998	Reggie White	16	1	2
1999	Keith McKenzie	8	15†	30†
2000	John Thiery	6½	20†	42†
2001	Kabeer Gbaja-Biamila	13½	3†	4†
2002	Kabeer Gbaja-Biamila	12	4†	6†
2003	Kabeer Gbaja-Biamila	10	6†	13†
2004	Kabeer Gbaja-Biamila	13½	2	3
2005	Kabeer Gbaja-Biamila	8	11†	24†
2006	Aaron Kampman	15½	1	2
2007	Aaron Kampman	12	6	11†
2008	Aaron Kampman	9½	7	13
2009	Clay Matthews	10	8	11†
2010	Clay Matthews	13½	2	4
2011	Clay Matthews	6	26†	49†
2012	Clay Matthews	13	2	5
2013	Clay Matthews	7½	22†	40†
2014	Clay Matthews	11	5	12†
2015	Julius Peppers	10½	4†	12†
2016	Nick Perry	11	5†	8†
2017	Clay Matthews	7½	18†	36†



A.J. Hawk

Year	Total Offense			Rushing				Net Passing				TD	Int	
	Plays	Yards	Y/G	Att	Yards	Y/G	TD	Att	Cmp	Pct	Yards			Y/G
1932	568	2131	163.92	434	1333	95.21	7	134	48	35.8	798	61.38	9	14
1933	705	2702	207.85	487	1513	116.38	13	209	89	42.6	1186	91.23	6	18
1934	654	2340	180.00	456	1183	91.00	8	197	74	37.6	1165	89.62	10	19
1935	682	3021	251.75	447	1562	130.17	7	230	93	40.4	1449	131.73	11	27
1936	750	3323	276.92	490	1664	138.67	11	255	108	42.4	1629	148.09	17	19
1937	702	3201	291.00	483	1786	162.36	10	216	95	44.0	1398	127.09	16	26
1938	665	3037	276.09	454	1571	142.82	9	210	91	43.3	1466	133.27	20	20
1939	748	3445	313.18	500	1574	143.09	13	248	101	40.7	1871	170.09	14	15
1940	746	3400	309.09	463	1604	145.82	10	283	118	41.7	1796	163.27	18	26
1941	721	3294	299.45	467	1550	140.91	13	253	133	52.6	1731	157.36	17	13
1942	755	3790	344.55	422	1374	124.91	10	330	172	52.1	2407	218.82	28	18
1943	652	3351	335.10	397	1442	144.20	13	253	114	45.1	1909	190.90	21	19
1944	651	3024	302.40	395	1517	151.70	16	253	105	41.5	1471	147.10	15	24
1945	596	2869	286.90	377	1325	132.50	15	218	81	37.2	1536	153.60	14	24
1946	741	2618	238.00	560	1765	160.45	12	178	54	30.3	841	76.45	4	18
1947	763	3769	314.08	510	2149	179.08	14	253	112	44.3	1620	135.00	17	19
1948	721	2842	236.83	446	1759	146.58	11	274	109	39.8	1071	89.25	8	29
1949	802	3119	259.92	503	2061	171.75	7	299	91	30.4	1058	88.17	5	29
1950	765	3210	267.50	398	1706	142.17	15	367	140	38.1	1504	125.33	14	37
1951	791	3753	312.75	313	1196	99.67	8	478	231	48.3	2557	213.08	26	29
1952	742	3859	321.58	405	1485	123.75	11	337	161	47.8	2374	197.83	26	25
1953	776	3220	268.33	424	1665	138.75	14	352	147	41.8	1555	129.58	9	34
1954	733	3487	290.58	321	1328	110.67	13	412	195	47.3	2159	179.92	14	19
1955	781	3662	305.17	433	1883	156.92	11	348	159	45.7	1779	148.25	17	19
1956	690	3819	318.25	337	1421	118.42	13	353	171	48.4	2398	199.83	21	28
1957	705	3232	269.33	380	1441	120.08	13	325	157	48.3	1791	149.25	12	23
1958	693	3241	270.08	345	1421	118.42	7	348	161	46.3	1820	151.67	15	27
1959	689	3739	311.58	421	1907	158.92	15	268	128	47.8	1832	152.67	16	17
1960	742	4025	335.42	463	2150	179.17	29	279	137	49.1	1875	156.25	9	13
1961	780	4714	392.83	474	2350	195.83	27	306	177	57.8	2364	197.00	18	16
1962	829	4919	442.21	518	2460	175.71	36	311	187	60.1	2381	166.50	14	13
1963	869	4781	341.50	504	2248	160.57	22	345	179	51.9	2533	180.93	22	21
1964	863	4381	312.93	495	2276	162.57	23	321	186	57.9	2105	150.36	16	6
1965	781	3601	257.21	432	1488	106.29	14	306	166	54.2	2113	150.93	19	14
1966	824	4275	305.36	475	1673	119.50	18	318	193	60.7	2602	185.86	18	5
1967	846	4279	305.64	474	1915	136.79	18	331	182	55.0	2364	168.86	15	27
1968	809	4024	287.43	450	1749	124.93	12	318	188	59.1	2275	162.50	21	15
1969	785	4068	290.57	432	1692	120.86	11	319	182	57.1	2376	169.71	20	17
1970	847	3409	243.50	453	1595	113.93	8	351	177	50.4	1814	129.57	11	24
1971	772	3914	279.57	500	2229	159.21	18	254	121	47.6	1685	120.36	12	24
1972	798	3539	252.79	544	2127	151.93	17	237	101	42.6	1412	100.86	7	9
1973	809	3256	232.57	527	1973	140.93	10	255	119	46.7	1283	91.64	7	17
1974	884	3607	257.64	482	1571	112.21	10	385	187	48.6	2036	145.43	5	21
1975	867	3619	258.50	431	1547	110.50	14	394	212	53.8	2072	148.00	11	22
1976	883	3452	246.57	485	1722	123.00	15	357	164	45.9	1730	123.57	10	22
1977	828	3212	229.43	469	1464	104.57	5	327	164	50.2	1748	124.86	6	21
1978	944	4107	256.69	550	2023	126.44	16	357	180	50.4	2084	130.25	11	18
1979	974	4542	283.88	483	1861	116.31	14	444	240	54.1	2681	167.56	15	22
1980	1047	5097	318.56	493	1806	112.88	13	511	289	56.6	3291	205.69	15	29
1981	1044	4859	303.69	478	1670	104.38	11	514	286	55.6	3189	199.31	24	24
1982	578	2910	323.33	283	1081	120.11	12	267	143	53.6	1829	203.22	12	15
1983	1007	6172	385.75	439	1807	112.94	15	526	311	59.1	4365	272.81	33	32
1984	1009	5449	340.56	461	2019	126.18	18	506	281	55.5	3430	214.38	30	30
1985	1031	5371	335.69	470	2208	138.00	16	513	267	52.0	3163	197.69	21	27
1986	1026	5061	316.31	424	1614	100.88	8	565	305	54.0	3447	215.44	18	27
1987	964	4482	298.80	464	1801	120.07	13	455	234	51.4	2681	178.73	15	17
1988	1018	4664	291.50	385	1379	86.19	14	582	319	54.8	3285	205.31	13	24
1989	1045	5780	361.25	397	1732	108.25	13	600	354	59.0	4048	253.00	27	20
1990	953	4675	292.19	350	1369	85.56	5	541	302	55.8	3306	206.63	20	21
1991	940	4332	270.75	381	1389	86.81	12	514	272	52.9	2943	183.94	17	19
1992	990	4785	299.06	420	1555	97.19	7	527	340	64.5	3230	201.88	20	15
1993	1006	4750	296.88	448	1619	101.19	14	528	322	61.0	3131	195.69	19	24
1994	1059	5316	332.25	417	1543	96.44	11	609	375	61.6	3773	235.81	33	14
1995	1036	5750	359.38	410	1428	89.25	9	593	372	62.7	4322	270.13	39	15
1996	1053	5475	342.19	485	1838	114.88	9	548	328	59.9	3637	227.31	39	13
1997	1008	5614	350.88	459	1909	119.31	9	523	309	59.1	3705	231.56	35	16
1998	1036	5636	352.25	447	1526	95.38	7	575	361	62.8	4110	256.88	33	23
1999	1027	5419	338.69	386	1519	94.94	13	605	344	56.9	3900	243.75	23	23
2000	1038	5321	332.56	404	1643	102.69	13	600	348	58.0	3678	229.88	21	16
2001	942	5463	341.44	410	1693	105.81	11	510	314	61.6	3770	235.63	32	15
2002	1058	5560	347.50	451	1933	120.81	12	580	361	62.2	3627	226.69	29	16
2003	999	5798	362.38	507	2558	159.88	18	473	310	65.5	3240	202.50	32	19
2004	1053	6357	397.31	441	1908	119.25	9	598	382	63.9	4449	278.06	36	21
2005	1051	5118	319.88	398	1352	84.50	11	626	383	61.2	3766	235.28	20	30
2006	1085	5458	341.13	431	1663	103.94	9	630	350	55.6	3795	237.19	18	18
2007	985	5931	370.69	388	1597	99.82	13	578	383	66.3	4334	270.88	30	15
2008	1012	5618	351.13	437	1805	112.81	11	541	343	63.4	3813	238.31	28	13
2009	1042	6065	379.06	438	1885	117.81	20	553	357	64.6	4180	261.25	30	13
2010	1000	5730	358.13	421	1606	100.38	11	541	352	65.1	4124	257.75	31	8
2011	988	6482	405.13	395	1558	97.38	12	552	376	68.1	4924	307.75	51	8
2012	1042	5751	359.44	433	1702	106.38	9	558	374	67.0	4049	253.06	41	8
2013	1074	6404	400.25	459	2136	133.50	17	570	366	64.2	4268	266.75	25	16
2014	1001	6178	386.13	435	1917	119.81	14	536	349	65.1	4261	266.31	38	6
2015	1056	5353	334.56	436	1850	115.63	8	573	348	60.7	3503	218.94	31	8
2016	1029	5900	368.75	374	1701	106.31	11	620	403	65.7	4199	262.44	40	8
2017	999	4891	305.69	386	1724	107.75	13	562	352	62.6	3167	197.94	25	18

Community

Admin & Coaches

Veterans

Draft & Free Agents

2017 Review

Annual Team Stats

Lambeau Field

Misc.

NOTE: Total offense from 1932-49 includes lateral statistics, a category eliminated before the 1950 season. In 1947, the league began charting "yards lost attempting to pass." Passing figures from 1932-46 do not include this number. Totals from 1947-2017 are NET figures; passing totals from 1932-46 are GROSS figures. In 1963, Elias Sports Bureau and the NFL changed "yards lost attempting to pass" to "team sacks." In 1982, Elias officially began keeping individual sacks.

Year	Total Defense			Rushing				Net Passing						
	Plays	Yards	Y/G	Att	Yards	Y/G	TD	Att	Cmp	Pct	Yards	Y/G	TD	Int
1933	629	1929	148.38	442	1210	93.08	4	179	48	26.8	711	54.69	7	30
1934	699	2334	179.54	517	1564	120.31	9	172	56	32.6	686	52.77	3	25
1935	649	2091	174.25	448	1219	101.58	6	190	61	32.1	837	76.09	11	27
1936	713	2664	222.00	479	1494	124.50	5	227	81	35.7	1170	106.36	7	31
1937	603	2299	209.00	400	1184	107.64	8	197	70	35.5	1115	101.36	7	22
1938	613	2594	235.82	372	1206	109.64	8	232	92	39.7	1343	122.09	5	22
1939	575	2770	251.82	333	1165	105.91	12	239	106	44.4	1602	145.64	9	26
1940	639	2532	230.18	387	1040	94.55	9	262	98	38.9	1492	135.64	9	40
1941	604	2586	235.09	356	1221	111.00	10	233	104	44.6	1343	122.09	8	25
1942	622	3076	279.64	376	1559	141.73	17	242	100	41.3	1471	133.73	8	33
1943	607	2707	270.70	350	1112	111.20	9	242	111	45.9	1420	142.00	16	42
1944	592	2417	241.70	357	1130	113.00	10	227	89	39.4	1229	122.90	10	29
1945	628	3116	311.60	388	1349	134.90	16	231	111	48.1	1708	170.80	9	24
1946	581	2660	241.82	367	1372	124.73	15	214	94	43.9	1288	117.09	8	24
1947	712	3206	267.17	433	1606	138.83	13	277	122	44.0	1600	133.33	14	30
1948	802	3667	305.58	537	2153	179.42	21	260	134	51.5	1514	126.17	13	29
1949	800	3956	329.67	501	2077	173.08	20	292	138	47.3	1879	156.58	15	20
1950	801	4473	372.75	422	1885	157.08	24	379	185	48.8	2588	215.67	24	27
1951	809	4470	372.50	496	2152	179.33	22	313	157	50.2	2318	193.17	25	22
1952	755	3269	272.42	415	1507	125.58	16	340	162	47.6	1762	146.83	17	22
1953	719	3851	320.92	407	1746	145.50	24	312	144	46.2	2105	175.42	15	28
1954	777	4350	362.50	403	1871	155.92	13	374	208	55.6	2479	206.58	17	19
1955	734	3862	321.83	475	2174	181.17	18	259	118	45.6	1688	140.67	13	31
1956	772	4710	392.50	512	2619	218.25	21	260	144	55.4	2091	174.25	17	21
1957	776	4197	349.75	462	2159	179.92	18	314	153	48.7	2038	169.83	18	30
1958	763	4615	384.58	427	2040	170.00	24	336	175	52.1	2575	214.58	24	13
1959	759	3552	296.00	430	1770	147.50	14	329	169	51.4	1782	148.50	14	14
1960	715	3442	286.83	350	1285	107.08	7	365	192	52.6	2157	179.75	19	22
1961	826	4051	337.58	412	1694	141.17	12	414	218	52.7	2357	196.42	13	29
1962	759	3277	234.07	404	1531	109.36	4	355	187	52.7	1746	124.71	10	31
1963	845	3599	257.07	428	1586	113.29	11	378	180	47.6	2013	143.79	9	22
1964	780	3179	227.07	417	1532	109.43	15	318	173	54.4	1647	117.64	11	16
1965	907	3969	283.50	480	1988	142.00	10	383	187	48.8	1981	141.50	11	27
1966	883	3603	257.36	446	1644	117.43	9	390	202	51.8	1959	139.93	7	28
1967	809	3300	235.71	443	1923	137.36	7	337	155	46.0	1377	98.36	13	26
1968	831	3596	256.86	476	1800	128.57	11	327	157	48.0	1796	128.29	14	17
1969	881	3827	273.36	485	1982	141.57	7	360	177	49.2	1845	131.79	13	19
1970	854	4055	289.64	453	1829	130.64	14	369	177	48.0	2226	159.00	13	20
1971	861	4008	286.29	489	1707	121.93	7	353	186	52.7	2301	164.36	21	16
1972	812	3474	248.14	443	1517	108.36	14	340	174	51.2	1957	139.79	7	17
1973	858	3821	272.93	506	1999	142.79	13	327	180	56.0	1822	130.14	14	15
1974	876	3641	260.07	465	1641	117.21	10	383	188	49.1	2000	142.86	10	23
1975	981	4511	322.21	580	2339	167.07	14	369	192	52.0	2172	155.14	13	14
1976	943	4123	294.50	546	2288	163.43	17	354	196	55.4	1835	131.07	13	11
1977	938	4033	288.07	582	2314	165.29	16	319	186	58.3	1719	122.79	10	13
1978	1131	4963	310.19	620	2439	152.44	19	463	254	54.9	2524	157.75	16	27
1979	1114	5647	352.94	639	2885	180.31	14	440	249	56.6	2762	172.63	21	18
1980	1059	5782	361.38	565	2399	149.94	19	460	259	56.3	3383	211.44	19	13
1981	1087	5185	324.06	546	2098	131.13	21	505	284	56.2	3087	192.94	18	30
1982	622	2707	300.78	275	932	103.56	9	327	177	54.1	1775	197.22	9	12
1983	1156	6403	400.19	597	2641	165.06	28	518	300	57.9	3762	235.13	20	19
1984	1140	5291	330.69	545	2145	134.06	14	551	315	57.2	3146	196.63	16	27
1985	1051	5173	323.31	494	2047	127.94	17	509	295	58.0	3126	195.38	22	15
1986	1041	5015	313.44	565	2095	130.94	16	448	267	59.6	2920	182.50	31	20
1987	1024	4923	328.20	521	1920	128.00	15	469	279	59.5	3003	200.20	14	18
1988	1018	4843	302.69	514	2110	131.88	17	474	256	54.0	2733	170.81	12	20
1989	970	5347	334.19	460	2008	125.50	15	476	302	63.4	3339	208.69	22	25
1990	981	5442	340.13	475	2059	128.69	16	479	256	53.4	3383	211.44	20	16
1991	1033	4812	300.75	457	1546	96.63	10	531	305	57.4	3266	204.13	20	15
1992	923	5098	318.63	406	1821	113.81	12	483	277	57.3	3277	204.81	16	15
1993	999	4482	280.13	424	1582	98.88	6	529	290	54.8	2900	181.25	16	18
1994	1023	4764	297.75	381	1363	85.19	9	605	337	55.7	3401	212.56	20	21
1995	1029	5155	322.19	374	1515	94.69	12	616	351	57.0	3640	227.50	25	13
1996	981	4156	259.75	400	1416	88.50	7	544	283	52.0	2740	171.25	12	26
1997	1047	4827	301.69	443	1876	117.25	16	563	288	51.2	2951	184.44	10	21
1998	980	4507	281.69	390	1442	90.13	23	540	296	54.8	3065	191.56	23	13
1999	1040	5309	331.81	472	1804	112.75	16	538	304	56.5	3505	219.06	20	26
2000	1012	5069	316.81	417	1618	101.13	7	557	307	55.1	3451	215.69	28	21
2001	1041	4937	308.56	406	1769	110.56	10	583	341	58.5	3168	198.00	14	20
2002	987	4985	311.56	413	1998	124.88	14	531	287	54.0	2987	186.69	24	24
2003	1036	5101	318.81	413	1701	106.31	10	589	326	55.3	3400	212.50	18	21
2004	967	5541	346.31	409	1878	117.38	12	518	314	60.6	3663	228.94	33	8
2005	969	4690	293.13	504	2010	125.63	10	430	252	58.6	2680	167.50	22	10
2006	1002	5134	320.88	441	1825	114.06	12	515	286	55.5	3309	206.81	25	23
2007	994	5013	313.31	424	1647	102.94	6	534	295	55.2	3366	210.38	23	19
2008	1003	5349	334.31	458	2105	131.56	20	518	287	55.4	3244	202.75	22	22
2009	948	4551	284.44	371	1333	83.31	5	540	294	54.4	3218	201.13	29	30
2010	969	4945	309.06	395	1838	114.88	6	527	296	56.2	3107	194.19	16	24
2011	1049	6585	411.56	383	1789	111.81	10	637	390	61.2	4796	299.75	29	31
2012	1033	5388	336.75	418	1896	118.50	12	568	313	55.1	3492	218.25	24	18
2013	1015	5956	372.25	432	2000	125.00	16	539	332	61.6	3956	247.25	30	11
2014	1054	5542	346.38	449	1919	119.94	11	564	333	59.0	3623	226.44	26	18
2015	1014	5547	346.69	420	1905	119.06	13	551	321	58.3	3642	227.63	20	16
2016	987	5823	363.94	376	1515	94.69	11	571	370	64.8	4308	269.25	32	17
2017	1014	5582	348.88	464	1793	112.06	10	513	348	67.8	3789	236.81	30	11

NOTE: Total Defense from 1933-49 includes lateral statistics, a category eliminated before the 1950 season. In 1947, the league began charting "yards lost attempting to pass." Passing figures from 1932-46 do not include this number. Totals from 1947-2017 are NET figures; passing totals from 1932-46 are GROSS figures. In 1963, Elias Sports Bureau and the NFL changed "yards lost attempting to pass" to "team sacks." In 1982, Elias officially began keeping individual sacks.

## TOP INDIVIDUAL SEASONS, RUSHING

### AHMAN GREEN, 2003

Date	Opp	Att	Yds	TD
S 7	Min	15	53	2
S 14	Det	23	160	1
S 21	at Ari	21	53	0
S 29	at ChiB	19	176	2
O 5	Sea	27	118	2
O 12	KC	26	139	1
O 19	at StLR	20	35	0
N 2	at Min	21	137	0
N 10	Phi	29	192	1
N 16	at TB	21	109	1
N 23	SF	27	154	0
N 27	at Det	13	57	0
D 7	ChiB	30	80	1
D 14	at SD	19	75	1
D 22	at Oak	24	127	1
D 28	Den	20	218	2
<b>16 games</b>		<b>355</b>	<b>1883</b>	<b>15</b>

### JIM TAYLOR, 1962

Date	Opp	Att	Yds	TD
S 16	Min	17	75	0
S 23	StLC	23	122	0
S 30	ChiB	17	126	3
O 7	Det	20	95	0
O 14	at Min	17	164	0
O 21	SF	17	160	2
O 28	at BalC	16	68	1
N 4	at ChiB	25	124	4
N 11	at Phi	25	141	4
N 18	BalC	19	46	0
N 22	at Det	13	47	1
D 2	LARm	16	71	2
D 9	at SF	24	79	1
D 16	at LARm	23	156	1
<b>14 games</b>		<b>272</b>	<b>1474</b>	<b>19</b>

### 1,000-YARD RUSHERS (23)

Year	Player	Att	Yards	Avg	TD
1949	T.Canadeo	208	1052	5.1	4
1960	J.Taylor	230	1101	4.8	11
1961	J.Taylor	243	1307	5.4	15
1962	J.Taylor	272	1474	5.4	19
1963	J.Taylor	248	1018	4.1	9
1964	J.Taylor	235	1169	5.0	12
1970	J.Brockington	216	1105	5.1	4
1972	J.Brockington	274	1027	3.7	8
1973	J.Brockington	265	1144	4.3	3
1978	T.Middleton	284	1116	3.9	11
1995	E.Bennett	315	1067	3.4	3
1997	D.Levens	329	1435	4.4	7
1999	D.Levens	379	1034	3.7	9
2000	A.Green	263	1175	4.5	10
2001	A.Green	304	1387	4.6	9
2002	A.Green	286	1240	4.3	7
2003	A.Green	355	1883	5.3	15
2004	A.Green	259	1163	4.5	7
2006	A.Green	266	1059	4.0	5
2008	R.Grant	312	1203	3.9	4
2009	R.Grant	282	1253	4.4	11
2013	E.Lacy	284	1178	4.1	11
2014	E.Lacy	246	1139	4.6	9

### DORSEY LEVENS, 1997

Date	Opp	Att	Yds	TD
S 1	ChiB	22	80	1
S 7	at Phi	22	91	0
S 14	Mia	21	121	0
S 21	Min	17	79	0
S 28	at Det	16	107	0
O 5	TB	13	44	0
O 12	at ChiB	12	74	0
O 27	at NE	26	100	1
N 2	Det	20	59	0
N 9	StLR	21	81	0
N 16	at Ind	14	103	2
N 23	DalC	33	190	1
D 1	at Min	31	108	2
D 7	at TB	22	54	0
D 14	at Car	17	73	0
D 20	Buf	22	71	0
<b>16 games</b>		<b>329</b>	<b>1435</b>	<b>7</b>

### AHMAN GREEN, 2001

Date	Opp	Att	Yds	TD
S 9	Det	17	157	2
S 24	Was	25	116	0
S 30	at Car	19	53	0
O 7	at TB	15	59	0
O 14	BalR	20	54	1
O 21	at Min	11	73	0
N 4	TB	24	169	1
N 11	at ChiB	18	93	0
N 18	Atl	17	62	0
N 22	at Det	22	102	1
D 3	at Jax	17	31	0
D 9	ChiB	29	125	1
D 16	at TenT	10	11	0
D 23	CleB	21	150	0
D 30	Min	16	31	1
J 6	at NYG	23	101	2
<b>16 games</b>		<b>304</b>	<b>1387</b>	<b>9</b>



Ahman Green

### JIM TAYLOR, 1961

Date	Opp	Att	Yds	TD
S 17	Det	15	85	1
S 24	SF	19	63	0
O 1	ChiB	13	130	1
O 8	BalC	13	82	1
O 15	at CleB	21	158	4
O 22	at Min	14	46	1
O 29	Min	16	54	0
N 5	at BalC	12	93	0
N 12	at ChiB	15	69	0
N 19	LARm	19	47	2
N 23	at Det	19	94	2
D 3	NYG	27	186	2
D 10	at SF	22	122	1
D 17	at LARm	18	78	0
<b>14 games</b>		<b>243</b>	<b>1307</b>	<b>15</b>

### RYAN GRANT, 2009

Date	Opp	Att	Yds	TD
S 13	ChiB	16	61	1
S 20	Cin	14	46	1
S 27	at StLR	26	99	0
O 5	at Min	11	51	0
O 18	Det	24	90	0
O 25	at CleB	27	148	1
N 1	Min	10	30	0
N 8	at TB	21	96	1
N 15	DalC	19	79	0
N 22	SF	21	129	1
N 26	at Det	20	61	0
D 7	BalR	18	41	0
D 13	at ChiB	20	137	2
D 20	at Pit	8	37	1
D 27	Sea	16	97	2
J 3	at Ari	11	51	1
<b>16 games</b>		<b>282</b>	<b>1253</b>	<b>11</b>

### AHMAN GREEN, 2002

Date	Opp	Att	Yds	TD
S 8	Atl	27	155	0
S 15	at NO	17	81	0
S 22	at Det	(inactive)		
S 29	Car	17	73	0
O 7	at ChiB	27	107	0
O 13	at NE	31	136	1
O 20	Was	24	88	3
N 4	Mia	19	72	1
N 10	Det	12	50	0
N 17	at Min	18	71	1
N 24	at TB	18	56	0
D 1	ChiB	12	78	0
D 8	Min	(inactive)		
D 15	at SF	24	90	1
D 22	Buf	26	116	0
D 29	at NYJ	14	67	0
<b>14 games</b>		<b>286</b>	<b>1240</b>	<b>7</b>

### RYAN GRANT, 2008

Date	Opp	Att	Yds	TD
S 8	Min	12	92	0
S 14	at Det	15	20	0
S 21	DalC	13	54	0
S 28	at TB	15	20	0
O 5	Atl	18	83	0
O 12	at Sea	33	90	0
O 19	Ind	31	105	1
N 2	at TenT	20	86	0
N 9	at Min	16	75	1
N 16	ChiB	25	145	1
N 24	at NO	18	67	0
N 30	Car	12	39	0
D 7	HouT	19	104	1
D 14	at Jax	21	56	0
D 22	at ChiB	25	61	0
D 28	Det	19	106	0
<b>16 games</b>		<b>312</b>	<b>1203</b>	<b>4</b>

### EDDIE LACY, 2013

Date	Opp	Att	Yds	TD
S 8	at SF	14	41	1
S 15	Was	1	10	0
S 22	at Cin	(inactive)		
O 6	Det	23	99	0
O 13	at BalR	23	120	0
O 20	CleB	22	82	1
O 27	at Min	29	94	1
N 4	ChiB	22	150	1
N 10	Phi	24	73	0
N 17	at NYG	14	27	1
N 24	Min	25	110	1
N 28	at Det	10	16	0
D 8	Atl	20	65	1
D 15	at DalC	21	141	1
D 22	Pit	15	84	2
D 29	at ChiB	21	66	1
<b>15 games</b>		<b>284</b>	<b>1178</b>	<b>11</b>

### AHMAN GREEN, 2000

Date	Opp	Att	Yds	TD
S 3	NYJ	12	41	0
S 10	at Buf	11	46	0
S 17	Phi	3	3	0
S 24	at Ari	12	93	1
O 1	ChiB	3	20	0
O 8	at Det	22	69	0
O 15	SF	11	40	2
O 29	at Mia	15	94	0
N 6	Min	23	68	1
N 12	at TB	16	65	0
N 19	Ind	24	153	0
N 27	at Car	12	61	1
D 3	at ChiB	20	69	2
D 10	Det	27	118	1
D 17	at Min	25	161	0
D 24	TB	27	74	2
<b>16 games</b>		<b>263</b>	<b>1175</b>	<b>10</b>



# TOP INDIVIDUAL SEASONS, PASSER RATING

## AARON RODGERS, 2011 (122.5)

Date	Opp	A-C-I	Yds	TD
S 8	at NO	35-27-0	312	3
S 18	at Car	30-19-0	308	2
S 25	at ChiB	38-28-1	297	3
O 2	Den	38-29-1	408	4
O 9	at Atl	39-26-0	396	2
O 16	StLR	29-18-1	316	3
O 23	at Min	30-24-0	335	3
N 6	at SD	26-21-0	247	4
N 14	Min	30-23-0	250	4
N 20	TB	34-23-1	299	3
N 24	at Det	33-22-0	307	2
D 4	at NYG	46-28-1	369	4
D 11	Oak	30-17-1	281	2
D 18	at KC	35-17-0	235	1
D 25	ChiB	29-21-0	283	5
J 1	Det	(inactive)		
<b>15 games . . . 502-343-6 4643 45</b>				

## AARON RODGERS, 2014 (112.2)

Date	Opp	A-C-I	Yds	TD
S 4	at Sea	33-23-1	189	1
S 14	NYJ	42-25-0	346	3
S 21	at Det	27-16-0	162	1
S 28	at ChiB	28-22-0	302	4
O 2	Min	17-12-0	156	3
O 12	at Mia	42-24-0	264	3
O 19	Car	22-19-0	255	3
O 26	at NO	39-28-2	418	1
N 9	ChiB	27-18-0	315	6
N 16	Phi	36-22-0	341	3
N 23	at Min	29-19-0	209	2
N 30	NE	38-24-0	368	2
D 8	Atl	36-24-0	327	3
D 14	at Buf	42-17-2	185	0
D 21	at TB	40-31-0	318	1
D 28	Det	22-17-0	226	2
<b>16 games . . . 520-341-5 4381 38</b>				

### 4,000-YARD PASSERS (13)

Year	Player	Pct	Yds	TD	Int
1983	L.Dickey	59.7	4458	32	29
1989	D.Majkowski	58.9	4318	27	20
1995	B.Favre	63.0	4413	38	13
1998	B.Favre	63.0	4212	31	23
1999	B.Favre	57.3	4091	22	23
2004	B.Favre	64.1	4088	30	17
2007	B.Favre	66.5	4155	28	15
2008	A.Rodgers	63.6	4038	28	13
2009	A.Rodgers	64.7	4434	30	7
2011	A.Rodgers	68.3	4643	45	6
2012	A.Rodgers	67.2	4295	39	8
2014	A.Rodgers	65.6	4381	38	5
2016	A.Rodgers	65.7	4428	40	7

## AARON RODGERS, 2012 (108.0)

Date	Opp	A-C-I	Yds	TD
S 9	SF	44-30-1	303	2
S 13	ChiB	32-22-1	219	1
S 24	at Sea	39-26-0	223	0
S 30	NO	41-31-1	319	4
O 7	at Ind	32-20-1	235	3
O 14	at HouT	37-24-0	338	6
O 21	at StLR	37-30-0	342	3
O 28	Jax	35-22-0	186	2
N 4	Ari	30-14-1	218	4
N 18	at Det	27-19-1	236	2
N 25	at NYG	25-14-1	219	1
D 2	Min	35-27-1	286	1
D 9	Det	24-14-0	173	0
D 16	at ChiB	36-23-0	291	3
D 23	TenT	38-27-0	342	3
D 30	at Min	40-28-0	365	4
<b>16 games . . . 552-371-8 4295 39</b>				

## BART STARR, 1966 (105.0)

Date	Opp	A-C-I	Yds	TD
S 10	BalC	19-14-1	138	0
S 18	at CleB	30-20-0	238	2
S 25	LARm	20-12-0	257	2
O 2	Det	19-11-0	212	2
O 9	at SF	26-18-1	287	2
O 16	at ChiB	18-8-1	80	0
O 23	Atl	13-8-0	217	1
O 30	at Det	13-11-0	154	1
N 6	Min	18-11-0	140	0
N 20	ChiB	5-3-0	53	0
N 27	at Min	31-20-0	149	2
D 4	SF	24-13-0	236	1
D 10	at BalC	15-7-0	96	1
D 18	at LARm	0-0-0	0	0
<b>14 games . . . 251-156-3 2257 14</b>				

## AARON RODGERS, 2013 (104.9)

Date	Opp	A-C-I	Yds	TD
S 8	at SF	37-21-1	333	3
S 15	Was	42-34-0	480	4
S 22	at Cin	43-26-2	244	1
O 6	Det	30-20-0	274	1
O 13	at BalR	32-17-1	315	1
O 20	CleB	36-25-0	260	3
O 27	at Min	29-24-0	285	2
N 4	ChiB	2-1-0	27	0
N 10	Phi	(inactive)		
N 17	at NYG	(inactive)		
N 24	Min	(inactive)		
N 28	at Det	(inactive)		
D 8	Atl	(inactive)		
D 15	at DalC	(inactive)		
D 22	Pit	(inactive)		
D 29	at ChiB	39-25-2	318	2
<b>9 games . . . 290-193-6 2536 17</b>				

## AARON RODGERS, 2016 (104.2)

Date	Opp	A-C-I	Yds	TD
S 11	at Jax	34-20-0	199	2
S 18	at Min	36-20-1	213	1
S 25	Det	24-15-0	205	4
O 9	NYG	45-23-2	259	2
O 16	DalC	42-31-1	294	1
O 20	ChiB	56-39-0	326	3
O 30	at Atl	38-28-0	246	4
N 6	Ind	43-26-1	297	3
N 13	at TenT	51-31-2	371	2
N 20	at Was	41-26-0	351	3
N 28	at Phi	39-30-0	313	2
D 4	HouT	30-20-0	209	2
D 11	Sea	23-18-0	246	3
D 18	at ChiB	31-19-0	252	0
D 24	Min	38-28-0	347	4
J 1	at Det	39-27-0	300	4
<b>16 games . . . 610-401-7 4428 40</b>				

## AARON RODGERS, 2009 (103.2)

Date	Opp	A-C-I	Yds	TD
S 13	ChiB	28-17-0	184	1
S 20	Cin	39-21-0	261	1
S 27	at StLR	23-13-0	269	2
O 5	at Min	37-26-1	384	2
O 18	Det	37-29-1	358	2
O 25	at CleB	20-15-0	246	3
N 1	Min	41-26-0	287	3
N 8	at TB	35-17-3	266	2
N 15	DalC	36-25-0	189	1
N 22	SF	45-32-0	344	2
N 26	at Det	39-28-0	348	3
D 7	BalR	40-26-2	263	3
D 13	at ChiB	24-16-0	180	0
D 20	at Pit	48-26-0	383	3
D 27	Sea	23-12-0	237	1
J 3	at Ari	26-21-0	235	1
<b>16 games . . . 541-350-7 4434 30</b>				

## AARON RODGERS, 2010 (101.2)

Date	Opp	A-C-I	Yds	TD
S 12	at Phi	31-19-2	188	2
S 19	Buf	29-19-0	255	2
S 27	at ChiB	45-34-1	316	1
O 3	Det	17-12-2	181	3
O 10	at Was	46-27-1	293	1
O 17	Mia	33-18-1	313	1
O 24	Min	34-21-2	295	2
O 31	at NYJ	34-15-0	170	0
N 7	DalC	34-27-0	289	3
N 21	at Min	31-22-0	301	4
N 28	at Atl	35-26-0	344	1
D 5	SF	30-21-0	298	3
D 12	at Det	11-7-1	46	0
D 19	at NE	(inactive)		
D 26	NYG	37-25-0	404	4
J 2	ChiB	28-19-1	229	1
<b>15 games . . . 475-312-11 3922 28</b>				

## BRETT FAVRE, 1995 (99.5)

Date	Opp	A-C-I	Yds	TD
S 3	StLR	51-29-3	299	2
S 11	at ChiB	37-21-1	312	3
S 17	NYG	25-14-0	141	2
S 24	at Jax	30-20-1	202	2
O 8	at DalC	41-21-1	295	1
O 15	Det	34-23-0	342	2
O 22	Min	43-22-0	295	4
O 29	at Det	43-26-3	304	1
N 5	at Min	30-17-2	177	0
N 12	ChiB	33-25-0	336	5
N 19	at CleB	28-23-0	210	3
N 26	TB	24-16-0	267	3
D 3	Cin	43-31-1	339	3
D 10	at TB	46-27-1	285	1
D 16	at NO	30-21-0	308	4
D 24	Pit	32-23-0	301	2
<b>16 games . . . 570-359-13 4413 38</b>				

## AARON RODGERS, 2017 (97.2)

Date	Opp	A-C-I	Yds	TD
S 10	Sea	42-28-1	311	1
S 17	at Atl	50-33-1	343	2
S 24	Cin	42-28-1	313	3
S 28	ChiB	26-18-0	179	4
O 8	at DalC	29-19-0	221	3
O 15	at Min	4-2-0	18	0
O 22	NO	(injured reserve)		
N 6	Det	(injured reserve)		
N 12	at ChiB	(injured reserve)		
N 19	BalR	(injured reserve)		
N 26	at Pit	(injured reserve)		
D 3	TB	(injured reserve)		
D 10	at CleB	(injured reserve)		
D 17	at Car	45-26-3	290	3
D 23	Min	(injured reserve)		
D 31	at Det	(injured reserve)		
<b>7 games . . . 238-154-6 1675 16</b>				

## BART STARR, 1964 (97.1)

Date	Opp	A-C-I	Yds	TD
S 13	ChiB	16-8-0	127	2
S 20	BalC	21-16-3	175	0
S 28	at Det	16-12-1	160	0
O 4	Min	21-11-0	216	2
O 11	SF	22-13-0	144	1
O 18	at BalC	33-18-0	286	1
O 25	LARm	23-12-0	111	0
N 1	at Min	18-12-0	186	4
N 8	Det	20-14-0	190	0
N 15	at SF	5-1-0	44	1
N 22	CleB	18-13-0	131	0
N 29	at DalC	20-9-0	105	3
D 5	at ChiB	13-9-0	75	0
D 13	at LARm	26-15-0	194	1
<b>14 games . . . 272-163-4 2144 15</b>				

## TOP INDIVIDUAL SEASONS, RECEPTIONS

### STERLING SHARPE, 1993

Date	Opp	No	Yds	TD
S 5	LARm	7	120	1
S 12	Phi	7	72	1
S 26	at Min	5	46	0
O 3	at DalC	4	34	0
O 10	Den	10	70	0
O 24	at TB	10	147	4
O 31	ChiB	7	75	1
N 8	at KC	7	76	0
N 14	at NO	6	79	0
N 21	Det	7	75	0
N 28	TB	6	43	1
D 5	at ChiB	10	114	1
D 12	at SD	7	65	0
D 19	Min	6	106	1
D 26	LARd	7	119	1
J 2	at Det	6	33	0
<b>16 games</b>		<b>112</b>	<b>1274</b>	<b>11</b>

### STERLING SHARPE, 1992

Date	Opp	No	Yds	TD
S 6	Min	8	99	1
S 13	at TB	5	62	0
S 20	Cin	7	109	1
S 27	Pit	2	93	1
O 4	at Atl	9	107	1
O 18	at CleB	4	48	0
O 25	ChiB	9	144	1
N 1	at Det	6	84	1
N 8	at NYG	11	160	0
N 15	Phi	7	116	1
N 22	at ChiB	5	79	1
N 29	TB	9	52	0
D 6	Det	6	107	2
D 13	HouO	6	46	1
D 20	LARm	8	110	2
D 27	at Min	6	45	0
<b>16 games</b>		<b>108</b>	<b>1461</b>	<b>13</b>

### ROBERT BROOKS, 1995

Date	Opp	No	Yds	TD
S 3	StLR	8	70	0
S 11	at ChiB	8	161	2
S 17	NYG	5	47	1
S 24	at Jax	4	30	1
O 8	at DalC	10	124	0
O 15	Det	4	66	1
O 22	Min	2	41	0
O 29	at Det	6	127	1
N 5	at Min	9	120	0
N 12	ChiB	6	138	2
N 19	at CleB	5	48	0
N 26	TB	6	114	2
D 3	Cin	4	34	0
D 10	at TB	9	122	0
D 16	at NO	5	118	2
D 24	Pit	11	137	1
<b>16 games</b>		<b>102</b>	<b>1497</b>	<b>13</b>

### 1,000-YARD RECEIVERS (35)

Year	Player	No	Yards	Avg	TD
1942	D.Hutson	74	1211	16.4	17
1952	B.Howton	53	1231	23.2	13
1956	B.Howton	55	1188	21.6	12
1980	J.Lofton	71	1226	17.3	4
1981	J.Lofton	71	1294	18.2	8
1983	J.Lofton	58	1300	22.4	8
1984	J.Lofton	62	1361	22.0	7
1985	J.Lofton	69	1153	16.7	4
1989	S.Sharpe	90	1423	15.8	12
1990	S.Sharpe	67	1105	16.5	6
1992	S.Sharpe	108	1461	13.5	13
1993	S.Sharpe	112	1274	11.4	11
1994	S.Sharpe	94	1119	11.9	18
1995	R.Brooks	102	1497	14.7	13
1997	A.Freeman	81	1243	15.3	12
1998	R.Brooks	60	1010	16.8	7
1998	A.Freeman	84	1424	17.0	14
1999	A.Freeman	74	1074	14.5	6
1999	B.Schroeder	74	1051	14.2	5
2002	D.Driver	70	1064	15.2	9

### JORDY NELSON, 2014

Date	Opp	No	Yds	TD
S 4	at Sea	9	83	0
S 14	NYJ	9	209	1
S 21	at Det	5	59	0
S 28	at ChiB	10	108	2
O 2	Min	1	66	1
O 12	at Mia	9	107	1
O 19	Car	4	80	1
O 26	at NO	3	25	0
N 9	ChiB	6	152	2
N 16	Phi	4	109	1
N 23	at Min	8	68	0
N 30	NE	2	53	1
D 8	Atl	8	146	2
D 14	at Buf	5	55	0
D 21	at TB	9	113	1
D 28	Det	6	86	0
<b>16 games</b>		<b>98</b>	<b>1519</b>	<b>13</b>

### JORDY NELSON, 2016

Date	Opp	No	Yds	TD
S 11	at Jax	6	32	1
S 18	at Min	5	73	1
S 25	Det	6	101	2
O 9	NYG	4	38	1
O 16	DalC	5	68	0
O 20	ChiB	1	9	0
O 30	at Atl	4	94	1
N 6	Ind	7	94	1
N 13	at TenT	12	126	1
N 20	at Was	3	28	1
N 28	at Phi	8	91	0
D 4	HouT	8	118	1
D 11	Sea	6	41	2
D 18	at ChiB	7	124	0
D 24	Min	9	154	2
J 1	at Det	6	66	0
<b>16 games</b>		<b>97</b>	<b>1257</b>	<b>14</b>

### STERLING SHARPE, 1994

Date	Opp	No	Yds	TD
S 4	Min	7	53	1
S 11	Mia	5	48	1
S 18	at Phi	6	108	0
S 25	TB	5	43	1
O 2	at NE	9	132	1
O 9	LARm	7	62	1
O 20	at Min	3	16	0
O 31	at ChiB	3	43	0
N 6	Det	5	27	0
N 13	NYJ	1	13	0
N 20	at Buf	5	86	2
N 24	at DalC	9	122	4
D 4	at Det	10	115	1
D 11	ChiB	7	86	2
D 18	Atl	3	33	1
D 24	at TB	9	132	3
<b>16 games</b>		<b>94</b>	<b>1119</b>	<b>18</b>

### DONALD DRIVER, 2006

Date	Opp	No	Yds	TD
S 10	ChiB	7	96	0
S 17	NO	8	153	0
S 24	at Det	3	20	1
O 2	at Phi	5	50	0
O 8	StLR	3	24	0
O 22	at Mia	10	93	1
O 29	Ari	5	48	0
N 5	at Buf	9	96	1
N 12	at Min	6	191	1
N 19	NE	2	42	0
N 27	at Sea	3	89	1
D 3	NYJ	3	41	1
D 10	at SF	9	160	1
D 17	Det	7	70	0
D 21	Min	9	99	0
D 31	at ChiB	3	23	1
<b>16 games</b>		<b>92</b>	<b>1295</b>	<b>8</b>



Sterling Sharpe

### RANDALL COBB, 2014

Date	Opp	No	Yds	TD
S 4	at Sea	6	58	1
S 14	NYJ	5	39	2
S 21	at Det	3	29	0
S 28	at ChiB	7	113	2
O 2	Min	3	34	1
O 12	at Mia	5	58	1
O 19	Car	6	121	1
O 26	at NO	5	126	1
N 9	ChiB	4	72	1
N 16	Phi	10	129	0
N 23	at Min	4	58	0
N 30	NE	7	85	0
D 8	Atl	4	58	0
D 14	at Buf	7	96	0
D 21	at TB	11	131	0
D 28	Det	4	80	2
<b>16 games</b>		<b>91</b>	<b>1287</b>	<b>12</b>

### STERLING SHARPE, 1989

Date	Opp	No	Yds	TD
S 10	TB	3	25	0
S 17	NO	8	107	1
S 24	at LARm	8	164	1
O 1	Atl	4	78	0
O 8	DalC	6	132	1
O 15	at Min	2	82	0
O 22	at Mia	7	81	2
O 29	Det	7	105	1
N 5	ChiB	2	19	1
N 12	at Det	6	74	0
N 19	at SF	6	59	1
N 26	Min	10	157	2
D 3	at TB	8	169	2
D 10	KC	1	5	0
D 17	at ChiB	7	94	0
D 24	at DalC	5	72	0
<b>16 games</b>		<b>90</b>	<b>1423</b>	<b>12</b>

### 100-CATCH SEASONS (3)

Year	Player	No	Yards	Avg	TD
1992	S.Sharpe	108	1461	13.5	13
1993	S.Sharpe	112	1274	11.4	11
1995	R.Brooks	102	1497	14.7	13

**100 YARDS RUSHING**

Date	Opp	Player	Att	Yds
12/03/33	at Phi	C.Hinkle	15	116
11/28/35	at ChiC	B.Monnett	12	107
11/01/36	at ChiB	C.Hinkle	13	109
10/08/39	ChiC	A.Uram	2	108
11/10/40	at ChiC	C.Isbell	11	118
10/26/41	at Det	A.Uram	7	103
11/22/42	at NYG	T.Fritsch	9	111
10/31/43	at NYG	T.Canadeo	18	122
10/22/44	Cler	T.Canadeo	12	107
10/26/47	Det	E.Cody	9	111
10/03/48	Det	T.Canadeo	17	118
10/17/48	LARm	T.Canadeo	16	105
10/07/49	at NYB	T.Canadeo	16	100
10/23/49	at LARm	T.Canadeo	26	122
10/30/49	Det	T.Canadeo	21	117
11/20/49	Pit	T.Canadeo	21	116
11/27/49	at ChiC	T.Canadeo	20	122
10/01/50	ChiB	L.Coutre	8	101
10/08/50	NYB	B.Grimes	10	167
11/18/51	at ChiB	T.Rote	14	150
11/22/51	at Det	T.Rote	15	131
10/12/52	LARm	T.Rote	14	106
10/31/53	at BalC	F.Reid	9	120
11/13/54	BalC	H.Ferguson	15	112
10/02/55	ChiB	H.Ferguson	15	153
11/06/55	at ChiB	H.Ferguson	17	120
11/03/57	NYG	P.Hornung	16	112
10/19/58	at Was	H.Ferguson	11	100
12/07/58	at SF	J.Taylor	22	137
10/11/59	SF	P.Hornung	28	138
12/13/59	at SF	L.Carpenter	16	113
10/02/60	Det	J.Taylor	26	151
10/30/60	at Pit	J.Taylor	25	105
11/13/60	DalC	J.Taylor	15	121
11/20/60	LARm	T.Moore	11	105
12/04/60	at ChiB	J.Taylor	24	140
12/10/60	at SF	J.Taylor	27	161
10/01/61	ChiB	J.Taylor	19	130
10/08/61	BalC	P.Hornung	11	111
10/15/61	at CleB	J.Taylor	21	158
10/22/61	at Min	T.Moore	16	159
12/03/61	NYG	J.Taylor	27	186
12/10/61	at SF	J.Taylor	22	122
09/23/62	StLC	J.Taylor	23	122
09/30/62	ChiB	J.Taylor	17	126
10/14/62	at Min	J.Taylor	17	164
10/12/62	SF	J.Taylor	17	160
11/04/62	at ChiB	J.Taylor	25	124
11/11/62	at Phi	J.Taylor	25	141
12/16/62	at LARm	J.Taylor	23	156
09/22/63	Det	T.Moore	17	122
10/27/63	at BalC	J.Taylor	26	107
11/03/63	Pit	J.Taylor	30	141
11/24/63	SF	J.Taylor	15	119
12/07/63	at LARm	J.Taylor	17	113
10/11/64	SF	J.Taylor	23	133
11/01/64	at Min	J.Taylor	17	108
11/08/64	Det	J.Taylor	19	145
12/13/64	at LARm	J.Taylor	17	165
11/21/65	at Min	J.Taylor	25	111
09/24/67	ChiB	J.Grabowski	32	111
10/22/67	at NYG	J.Grabowski	21	123
11/12/67	Cler	B.Wilson	16	100
10/06/68	at Atl	D.Anderson	15	101
10/26/69	Atl	D.Anderson	18	114
10/12/70	at SD	T.Williams	21	109
11/01/70	at SF	D.Anderson	15	105

Date	Opp	Player	Att	Yds
10/03/71	Chi	J.Brockington	19	120
11/01/71	Det	J.Brockington	16	111
11/07/71	at ChiB	J.Brockington	30	142
11/14/71	at Min	J.Brockington	23	149
11/05/72	SF	J.Brockington	24	133
11/19/72	at HouO	M.Lane	16	126
12/10/72	at Min	J.Brockington	25	114
09/23/73	Det	J.Brockington	22	118
10/14/73	KC	J.Brockington	15	106
11/11/73	StLC	J.Brockington	28	137
12/08/73	Min	J.Brockington	27	124
12/16/73	at ChiB	J.Brockington	22	142
11/17/74	at Min	J.Brockington	32	137
11/30/75	ChiB	J.Brockington	26	111
10/03/76	Det	W.Harrell	17	111
09/10/78	NO	T.Middleton	19	114
10/01/78	Det	T.Middleton	11	148
10/15/78	Sea	T.Middleton	23	121
11/26/78	Min	T.Middleton	39	110
09/09/79	NO	S.Atkins	12	110
10/14/79	Det	N.Simpson	19	121
11/11/79	Min	T.Middleton	27	135
11/23/80	at Min	E.Ivery	24	145
11/01/81	Sea	G.Ellis	15	101
09/12/82	LARm	E.Ivery	17	109
10/28/83	ChiB	G.Ellis	18	141
12/04/84	Det	E.Ivery	9	116
11/11/84	Min	G.Ellis	9	110
09/29/85	at StLC	J.Clark	9	112
11/08/85	at Min	E.Ivery	15	111
12/01/85	TB	G.Ellis	9	101
11/08/87	Phi	K.WilHITE	16	100
10/25/87	at Det	K.Davis	23	129
10/09/88	NE	B.Fullwood	14	118
09/17/89	NO	B.Fullwood	18	125
10/08/89	DalC	B.Fullwood	28	119
12/17/89	at ChiB	K.Woodside	10	116
11/01/92	at Det	V.Workman	23	101
11/22/92	at ChiB	E.Bennett	29	107
10/24/93	at TB	D.Thompson	21	105
12/26/93	LARd	D.Thompson	21	101
10/31/94	at ChiB	E.Bennett	26	105
12/11/94	ChiB	E.Bennett	22	106
12/24/94	at TB	E.Bennett	21	100
10/29/95	at Det	E.Bennett	22	121
12/22/96	Min	E.Bennett	18	109
09/14/97	Mia	D.LeVens	21	121
09/28/97	at Det	D.LeVens	16	107
10/27/97	at NE	D.LeVens	26	100
11/16/97	at Ind	D.LeVens	14	103
11/23/97	DalC	D.LeVens	33	190
11/20/97	at Min	D.LeVens	31	108
11/15/98	at NYG	D.Holmes	27	111
11/29/98	Phi	D.Holmes	26	163
12/13/98	ChiB	D.LeVens	15	105
09/19/99	at Det	D.LeVens	29	153
11/01/99	Sea	D.LeVens	24	104
12/05/99	at ChiB	D.Parker	19	113
01/20/00	Ari	D.LeVens	24	146
11/19/00	Ind	A.Green	27	118
12/10/00	Det	A.Green	27	118
12/17/00	at Min	A.Green	25	161
09/24/01	Was	A.Green	25	116
09/09/01	J.Taylor	A.Green	17	157

Date	Opp	Player	Att	Yds
11/04/01	TB	A.Green	24	169
11/22/01	at Det	A.Green	22	102
12/09/01	ChiB	A.Green	29	125
12/23/01	CleB	A.Green	21	150
01/06/02	at NYG	A.Green	23	101
09/08/02	Atl	A.Green	27	155
10/10/02	at ChiB	A.Green	27	107
10/13/02	at NE	A.Green	31	136
12/22/02	Buf	A.Green	26	116
09/14/03	Det	A.Green	23	160
09/29/03	at ChiB	A.Green	19	176
10/05/03	Sea	A.Green	27	118
10/12/03	KC	A.Green	26	139
11/02/03	at Min	A.Green	21	137
11/10/03	Phi	A.Green	29	192
11/16/03	at Phi	A.Green	21	109
11/23/03	SF	A.Green	27	154
12/22/03	at Oak	A.Green	24	127
12/28/03	Den	A.Green	20	218
09/13/04	at Car	A.Green	33	119
09/19/04	ChiB	A.Green	24	128
10/24/04	DalC	A.Green	15	163
11/14/04	Min	A.Green	21	145
11/29/04	StLR	N.Davenport	19	178
11/13/05	at Atl	S.Gado	25	103
11/27/05	at Phi	S.Gado	26	111
12/11/05	Det	S.Gado	29	171
09/10/06	ChiB	A.Green	20	110
10/08/06	StLR	N.Herron	20	106
10/22/06	at Mia	A.Green	18	118
10/29/06	Ari	A.Green	21	106
11/05/06	at Buf	V.Morency	11	101
12/03/06	NYJ	A.Green	14	102
10/29/07	at Det	R.Grant	22	104
11/11/07	Min	R.Grant	25	119
11/22/07	at Det	R.Grant	15	101
12/09/07	at Oak	R.Grant	29	156
12/23/07	at ChiB	R.Grant	14	100
12/30/07	Det	B.Jackson	20	113
10/19/08	Ind	R.Grant	31	105
11/16/08	ChiB	R.Grant	25	145
12/07/08	HouT	R.Grant	19	104
12/28/08	Det	R.Grant	19	106
10/25/09	at CleB	R.Grant	27	148
11/22/09	SF	R.Grant	21	129
12/13/09	at ChiB	R.Grant	20	137
10/10/10	at Was	B.Jackson	10	115
09/15/13	Was	J.Starks	20	132
09/22/13	at Cin	J.Franklin	13	103
10/13/13	at BalR	E.Lacy	23	120
11/04/13	ChiB	E.Lacy	22	150
11/24/13	Min	E.Lacy	25	110
12/15/13	at DalC	E.Lacy	21	141
10/02/14	at Min	E.Lacy	13	105
11/23/14	at Min	E.Lacy	25	125
12/28/14	Det	E.Lacy	26	100
10/18/15	SD	J.Starks	10	112
11/22/15	at Min	E.Lacy	22	100
11/26/15	ChiB	E.Lacy	17	105
12/13/15	DalC	E.Lacy	24	124
09/25/16	Det	E.Lacy	17	103
12/18/16	at ChiB	T.Montgomery	16	162
10/08/17	at DalC	A.Jones	19	125
10/22/17	NO	A.Jones	17	131
12/03/17	TB	J.Williams	21	113

**100-yard rushers (53 players, 201 games):** A.Green 33, J.Taylor 26, J.Brockington 13, R.Grant 12, E.Lacy 11, D.LeVens 10, T.Canadeo 9, E.Bennett 6, G.Ellis 5, E.Ivery 5, T.Middleton 5, H.Ferguson 4, D.Anderson 3, B.Fullwood 3, S.Gado 3, P.Hornung 3, T.Moore 3, T.Rote 3, J.Grabowski 2, C.Hinkle 2, D.Holmes 2, B.Jackson 2, A.Jones 2, M.Lane 2, J.Starks 2, D.Thompson 2, A.Uram 2, S.Atkins 1, L.Carpenter 1, J.Clark 1, E.Cody 1, L.Coutre 1, N.Davenport 1, K.Davis 1, J.Franklin 1, T.Fritsch 1, B.Grimes 1, W.Harrell 1, N.Herron 1, C.Isbell 1, B.Monnett 1, T.Montgomery 1, V.Morency 1, D.Parker 1, F.Reid 1, N.Simpson 1, K.WilHITE 1, J.Williams 1, B.Wilson 1, K.Woodside 1, V.Workman 1, D.Wynn 1.

**100 YARDS RECEIVING**

Date	Opp	Player	No	Yds
10/06/35	PitP	D.Hutton	4	109
10/27/35	at ChiB	D.Hutton	5	103
11/10/35	Det	J.B-McNally	3	100
11/07/37	at ChiB	D.Hutton	5	140
10/30/38	at CleB	D.Hutton	6	148
10/08/39	ChiC	D.Hutton	3	126
10/22/39	Det	D.Hutton	2	111
11/12/39	at Phi	D.Hutton	5	112
11/19/39	at BrkD	D.Hutton	3	149
10/13/40	CleR	C.Mulleneaux	4	111
10/12/41	BrkD	D.Hutton	8	126
11/30/41	at Was	D.Hutton	9	135
09/27/42	ChiB	D.Hutton	8	147
10/11/42	Det	D.Hutton	5	149

Date	Opp	Player	No	Yds
11/08/42	CleR	D.Hutton	13	209
11/01/42	ChiC	D.Hutton	5	207
		A.Uram	4	147
11/15/42	at ChiB	D.Hutton	10	117
11/22/42	at NYG	D.Hutton	14	134
10/31/43	at NYG	D.Hutton	8	103
		H.Jacurski	5	124
11/14/43	ChiC	H.Jacurski	3	120
11/21/43	at BrkD	D.Hutton	8	237
10/08/44	C-Pit	D.Hutton	11	207
11/12/44	at CleR	D.Hutton	5	107
10/07/45	Det	D.Hutton	6	144
10/14/45	CleR	D.Hutton	7	110
10/21/45	BosY	D.Hutton	6	169

Date	Opp	Player	No	Yds
10/28/45	ChiC	D.Hutton	7	141
10/19/47	Was	N.Luhn	9	140
11/30/47	at LARm	C.Goodnight	5	107
12/14/47	at Phi	N.Luhn	8	135
10/24/48	Was	C.Goodnight	5	117
10/19/50	at NYB	A.Baldwin	3	106
10/				

# 100 YARDS RECEIVING

CONTINUED

Date	Opp	Player	No Yds
10/04/53	ChiB	B.Bailey	4 100
10/11/53	LARm	C.Rush	7 101
11/08/53	at ChiB	B.Mann	6 101
10/03/54	ChiB	B.Howton	4 100
10/17/54	LARm	B.Howton	5 105
10/24/54	at BalC	B.Howton	11 147
10/30/54	at Phi	M.McGee	3 104
11/21/54	Det	B.Howton	7 101
12/12/54	at LARm	M.McGee	9 105
10/16/55	LARm	B.Howton	8 158
10/21/56	LARm	B.Howton	7 257
11/11/56	at ChiB	B.Howton	4 151
11/18/56	SF	B.Howton	3 121
11/22/56	at Det	H.Ferguson	7 106
09/29/57	ChiB	B.Howton	8 165
11/03/57	NYG	B.Howton	4 111
10/19/58	at WAS	B.Howton	5 130
10/26/58	Phi	M.McGee	6 100
10/04/59	Det	M.McGee	3 124
10/25/59	at BalC	M.McGee	3 110
11/15/59	BalC	B.Dowler	8 147
11/26/59	at Det	B.Dowler	4 107
10/23/60	SF	M.McGee	5 110
12/04/60	at ChiB	M.McGee	6 121
12/17/60	at LARm	M.McGee	4 125
09/17/61	Det	M.McGee	7 127
10/15/61	at CleB	M.McGee	5 120
10/22/61	at Min	B.Dowler	2 100
10/29/61	Min	B.Dowler	5 121
10/14/62	at Min	M.McGee	6 102
11/11/62	at Phi	B.Dowler	7 124
10/13/63	at Min	M.McGee	10 159
11/10/63	Min	M.McGee	7 174
11/28/63	at Det	B.Dowler	8 134
12/07/63	at LARm	M.McGee	9 178
12/14/63	SF	B.Dowler	7 105
10/04/64	Min	B.Dowler	8 188
10/18/64	at BalC	M.McGee	6 128
11/15/64	at SF	M.McGee	4 123
09/19/65	at Det	B.Dowler	6 139
10/17/65	C.Dale	C.Dale	3 108
11/28/65	at LARm	B.Long	4 106
12/12/65	at BalC	E.Pitts	4 111
12/19/65	at SF	P.Hornung	2 115
10/23/66	Atl	C.Dale	6 117
12/04/66	SF	C.Dale	4 110
12/18/66	at LARm	C.Dale	3 142
09/17/67	Det	C.Dale	3 121
10/01/67	Atl	C.Dale	4 109
11/12/67	CleB	D.Anderson	8 105
11/26/67	at ChiB	B.Dowler	5 103
12/03/67	at Min	B.Dowler	6 105
09/15/68	Phi	B.Dowler	3 100
09/29/68	Det	C.Dale	6 205
11/17/68	NO	C.Dale	8 161
12/15/68	ChiB	B.Dowler	8 182
10/12/69	at Det	C.Dale	7 167
10/19/69	at LARm	B.Dowler	6 100
11/02/69	at Pit	C.Dale	7 134
12/21/69	StLC	C.Dale	9 195
09/27/70	Atl	B.Dowler	6 102
12/13/70	at ChiB	C.Dale	4 186
10/17/71	Min	C.Dale	8 128
09/29/75	at Det	K.Payne	12 167
11/23/75	NYG	K.Payne	4 103
10/24/76	at Oak	K.Payne	6 120
11/28/76	ChiB	O.Smith	4 121
11/13/77	LARm	S.Odom	4 115
09/10/78	NO	J.Lofton	3 107
10/01/78	Det	A.Thompson	3 111
10/21/79	at TB	P.Coffman	7 106
10/28/79	at Mia	P.Coffman	5 116
11/04/79	NYJ	J.Lofton	6 114
11/18/79	at Buf	J.Lofton	4 112
12/09/79	ChiB	J.Lofton	6 112
10/05/80	Cin	J.Lofton	8 114

Date	Opp	Player	No Yds
10/12/80	at TB	P.Coffman	9 109
11/19/80	at CleB	E.Ivery	11 128
11/02/80	at Pit	A.Thompson	7 102
11/09/80	SF	J.Lofton	8 136
11/16/80	at NYG	G.Ellis	7 106
12/07/80	at ChiB	J.Lofton	8 145
09/13/81	Atl	J.Lofton	8 179
09/27/81	Min	J.Jefferson	7 121
11/22/81	at TB	J.Lofton	8 101
11/29/81	at Min	J.Lofton	7 159
12/06/81	Det	J.Jefferson	8 113
09/12/82	LARm	J.Jefferson	6 116
09/20/82	at NYG	J.Lofton	4 101
12/19/82	at BalC	J.Jefferson	5 101
12/26/82	at Atl	J.Lofton	3 146
10/02/83	at Det	J.Lofton	7 128
09/04/83	at HouO	J.Lofton	8 154
09/11/83	Pit	J.Lofton	5 169
10/02/83	TB	J.Lofton	4 112
10/17/83	Was	P.Coffman	6 124
11/06/83	CleB	J.Jefferson	7 105
11/27/83	at Atl	J.Lofton	7 161
12/04/83	ChiB	J.Lofton	6 120
12/18/83	at ChiB	P.Coffman	4 122
09/02/84	StLC	J.Lofton	7 134
10/07/84	SD	P.Coffman	8 104
10/15/84	at Den	J.Lofton	5 158
10/21/84	Sea	J.Lofton	11 206
11/11/84	Min	J.Lofton	4 119
11/18/84	LARm	J.Lofton	6 129
10/06/85	Det	J.Lofton	10 151
10/21/85	at ChiB	J.Lofton	7 103
11/10/85	at Min	P.Epps	6 118
12/01/85	TB	J.Lofton	6 106
09/14/86	NO	J.Lofton	8 100
10/05/86	Cin	J.Lofton	7 109
11/23/86	at ChiB	E.West	5 103
11/27/86	at Det	W.Stanley	4 124
10/18/87	Phi	L.Morris	6 132
10/25/87	at Det	W.Stanley	6 150
11/08/87	ChiB	P.Epps	6 139
12/27/87	at NO	W.Stanley	4 109
09/25/88	ChiB	S.Sharpe	7 137
10/02/88	at TB	W.Stanley	6 107
10/16/88	at Min	W.Stanley	5 101
11/20/88	Det	S.Sharpe	8 124
12/11/88	Min	P.Kemp	6 108
09/17/89	NO	S.Sharpe	8 167
09/24/89	at LARm	S.Sharpe	8 104
10/08/89	DalC	S.Sharpe	6 132
10/29/89	Det	S.Sharpe	7 105
11/26/89	Min	S.Sharpe	10 157
12/03/89	at TB	S.Sharpe	8 169
10/07/90	at ChiB	S.Sharpe	5 129
10/14/90	at TB	S.Sharpe	7 106
11/18/90	at Pho	S.Sharpe	10 157
12/22/90	Det	E.West	7 103
11/10/91	Buf	S.Sharpe	8 133
09/20/92	Cin	S.Sharpe	7 109
10/04/92	at Atl	S.Sharpe	9 107
10/25/92	ChiB	S.Sharpe	9 144
11/08/92	at NYG	S.Sharpe	11 160
11/15/92	Phi	S.Sharpe	7 116
12/06/92	Det	S.Sharpe	6 107
12/20/92	LARm	S.Sharpe	8 110
09/05/93	LARm	S.Sharpe	7 120
10/10/93	Den	J.Harris	5 128
10/24/93	at TB	S.Sharpe	10 147
12/05/93	at ChiB	S.Sharpe	10 114
12/19/93	Min	S.Sharpe	6 106
12/26/93	LARm	S.Sharpe	7 119
09/18/94	at Phi	S.Sharpe	6 108
10/02/94	at NE	S.Sharpe	9 132
11/24/94	at DalC	S.Sharpe	9 122
12/04/94	at Det	S.Sharpe	10 115
		A.Morgan	6 103

Date	Opp	Player	No Yds
12/11/94	ChiB	R.Brooks	6 105
12/18/94	Atl	E.Bennett	8 101
12/24/94	at TB	S.Sharpe	9 132
10/11/95	at ChiB	R.Brooks	8 161
10/08/95	at DalC	R.Brooks	10 124
10/22/95	Min	M.Chmura	5 101
10/29/95	at Det	R.Brooks	6 127
11/05/95	at Min	R.Brooks	9 120
11/12/95	ChiB	R.Brooks	6 138
11/26/95	TB	R.Brooks	6 114
12/03/95	Cin	M.Chmura	7 109
12/10/95	at TB	R.Brooks	9 122
12/16/95	at NO	R.Brooks	5 118
12/24/95	Pit	R.Brooks	11 137
09/09/96	Phi	R.Brooks	5 130
09/15/96	SD	R.Brooks	8 108
09/29/96	at Sea	A.Freeman	7 108
10/06/96	at ChiB	A.Freeman	7 146
10/14/96	SF	D.Beebe	11 220
11/03/96	Det	D.Beebe	4 106
12/01/96	ChiB	A.Freeman	10 156
12/08/96	Den	A.Freeman	9 175
09/21/97	Min	A.Freeman	7 122
09/28/97	at Det	R.Brooks	9 164
11/09/97	StLR	A.Freeman	7 160
11/16/97	at Ind	D.Mayes	3 119
12/14/97	at Car	A.Freeman	10 166
09/06/98	Det	A.Freeman	4 110
10/15/98	at Det	A.Freeman	6 126
10/25/98	BalR	A.Freeman	9 103
11/01/98	SF	A.Freeman	7 193
11/29/98	Phi	B.Schroeder	5 128
12/13/98	ChiB	A.Freeman	8 103
12/20/98	TenO	A.Freeman	7 186
09/12/99	Oak	A.Freeman	7 111
10/10/99	TB	B.Schroeder	7 158
11/01/99	Sea	A.Freeman	7 152
11/14/99	at DalC	A.Freeman	3 106
10/01/00	ChiB	B.Schroeder	8 108
10/15/00	SF	A.Freeman	6 116
11/06/00	Min	A.Freeman	5 118
11/19/00	Ind	B.Schroeder	8 155
12/03/00	at ChiB	B.Schroeder	6 119
09/09/01	Det	B.Schroeder	4 104
10/07/01	at TB	B.Schroeder	4 119
10/14/01	BalR	A.Freeman	9 138
11/11/01	at ChiB	B.Schroeder	4 100
11/18/01	Atl	C.Bradford	3 117
12/03/01	at Jax	A.Freeman	3 104
01/06/02	at NYG	B.Schroeder	6 106
		B.Schroeder	5 102
		C.Bradford	3 111
10/07/02	at ChiB	D.Driver	4 120
		T.Glenn	8 154
11/10/02	Det	D.Driver	11 130
11/17/02	at Min	D.Driver	4 121
12/08/02	Min	R.Ferguson	6 105
12/14/03	at SD	D.Driver	8 112
12/22/03	at Oak	J.Walker	4 124
09/19/04	ChiB	J.Walker	7 102
09/26/04	at Ind	J.Walker	11 200
10/11/04	TenT	D.Driver	10 150
		J.Walker	8 159
10/17/04	at Det	D.Driver	9 110
10/24/04	DalC	J.Walker	8 129
11/21/04	at HouT	D.Driver	10 148
12/19/04	Jax	J.Walker	11 152
12/24/04	at Min	D.Driver	11 162
09/18/05	CleB	D.Driver	6 105
10/23/05	at Min	D.Driver	8 114
11/13/05	at Atl	D.Driver	10 114
12/25/05	ChiB	D.Driver	6 107
01/01/06	Sea	D.Driver	6 118
09/17/06	NO	D.Driver	8 153
09/24/06	at Det	G.Jennings	3 101
10/08/06	StLR	G.Jennings	5 105
11/12/06	at Min	D.Driver	6 191
12/10/06	at SF	D.Driver	9 160
12/31/06	at ChiB	R.Martin	7 118
09/23/07	SD	D.Driver	6 126

**100-yard receivers (62 players, 375 games):** J.Lofton 32, S.Sharpe 29, J.Nelson 25, D.Hutson 24, G.Jennings 23, D.Driver 22, A.Freeman 20, B.Dowler 19, B.Howton 17, R.McGee 17, R.Brooks 13, C.Dale 13, R.Cobb 12, J.Jones 12, B.Schroeder 10, D.Adams 6, P.Coffman 6, J.Walker 6, J.Jefferson 5, W.Stanley 5, C.Bradford 3, J.Finley 3, K.Payne 3, D.Beebe 2, J.Boykin 2, M.Chmura 2, G.Ellis 2, P.Epps 2, C.Goodnight 2, H.Jacuncus 2, N.Luhn 2, B.Mann 2, A.Thompson 2, E.West 2, G.Allison 1, D.Anderson 1, B.Bailey 1, A.Baldwin 1, E.Bennett 1, J.Blood McNally 1, J.Cook 1, H.Ferguson 1, R.Ferguson 1, J.Giard 1, T.Glenn 1, J.Harris 1, P.Hornung 1, E.Ivery 1, P.Kemp 1, E.Lacy 1, R.Martin 1, D.Mayes 1, A.Morgan 1, L.Morris 1, C.Mulleneaux 1, S.Odom 1, E.Pitts 1, R.Rodgers 1, C.Rush 1, O.Smith 1, A.Uram 1.

OUTSTANDING PERFORMERS  
Community  
Admin & Coaches  
Veterans  
Draft & Free Agents  
Review  
2017  
Superlatives  
Lambeau Field  
Misc.



100 YARDS RECEIVING

CONTINUED

Table with columns: Date, Opp, Player, No Yds. Lists receiving stats for players like G.Jennings, J.Jones, D.Driver, etc.

Table with columns: Date, Opp, Player, No Yds. Lists receiving stats for players like G.Jennings, J.Jones, StLR, etc.

Table with columns: Date, Opp, Player, No Yds. Lists receiving stats for players like J.Nelson, R.Cobb, E.Lacy, etc.

300 YARDS PASSING

Table with columns: Date, Opp, Player, A-C Yds. Lists passing stats for players like C.Isbell, T.Rote, B.Starr, etc.

Table with columns: Date, Opp, Player, A-C Yds. Lists passing stats for players like B.Favre, A.Rodgers, StLR, etc.

Table with columns: Date, Opp, Player, A-C Yds. Lists passing stats for players like A.Rodgers, M.Flynn, S.Tolzien, etc.

300-yard passers (12 players, 145 games): B.Favre 55, A.Rodgers 52, L.Dickey 15, D.Majkowski 9, B.Starr 5, T.Rote 2, R.Wright 2, M.Flynn 1, D.Horn 1, C.Isbell 1, S.Tolzien 1, M.Tomczak 1.

## CAREER PASSING

Player	Att	YARDS					
		Cmp	Yds	Pct	TD	Int	Yrs
1 Brett Favre	8,754	5,377	61,655	61.4	442	286	16
2 Aaron Rodgers	4,895	3,188	38,502	65.1	313	78	13
3 Bart Starr	3,149	1,808	24,718	57.4	152	138	16
4 Lynn Dickey	2,831	1,592	21,369	56.2	133	151	9
5 Tobin Rote	1,854	826	11,535	44.6	89	119	7
6 Don Majkowski	1,607	889	10,870	55.3	56	56	6
7 Randy Wright	1,119	602	7,106	53.8	31	57	5
8 Arnie Herber	1,009	410	6,749	40.6	66	90	11
9 David Whitehurst	980	504	6,205	51.4	28	51	7
10 Cecil Isbell	818	411	5,945	50.2	61	52	5

### TOUCHDOWN PASSES

Player	TD
1 Brett Favre	442
2 Aaron Rodgers	313
3 Bart Starr	152
4 Lynn Dickey	133
5 Tobin Rote	89
6 Arnie Herber	66
7 Cecil Isbell	61
8 Don Majkowski	56
9 Red Dunn	31
Babe Parilli	31
Randy Wright	31

### PASSER RATING

Player	Rtng
1 Aaron Rodgers	103.8
2 Brett Favre	85.8
3 Bart Starr	80.5
4 Lynn Dickey	73.8
5 Don Majkowski	73.5
6 Cecil Isbell	72.6
7 Randy Wright	61.4
8 David Whitehurst	59.2
9 Tobin Rote	54.4
10 Arnie Herber	48.5

—minimum 800 attempts

## CAREER RUSHING

### YARDS

Player	No	Yds	Avg	Yrs
1 A.Green	1,851	8,322	4.5	8
2 J.Taylor	1,811	8,207	4.5	9
3 J.Brockington	1,293	5,024	3.9	7
4 T.Canadeo	1,025	4,197	4.1	11
5 R.Grant	955	4,143	4.3	6
6 D.Levens	1,006	3,937	3.9	8
7 C.Hinkle	1,171	3,860	3.3	10
8 G.Ellis	836	3,826	4.6	7
9 P.Hornung	893	3,711	4.2	9
10 E.Lacy	788	3,435	4.4	4
11 E.Bennett	936	3,353	3.6	5
12 D.Anderson	787	3,165	4.0	6
13 E.Ivery	667	2,933	4.4	8
14 A.Rodgers	525	2,670	5.1	13
15 J.Starks	618	2,506	4.1	7
16 T.Rote	419	2,205	5.3	7
17 T.Fritsch	620	2,200	3.5	9
18 H.Ferguson	544	2,120	3.9	6
19 T.Moore	503	2,069	4.1	6
20 T.Middleton	559	2,044	3.7	5

## CAREER RECEIVING

### RECEPTIONS

Player	No	Yds	Avg	Yrs
1 D.Driver	743	10,137	13.6	14
2 S.Sharpe	595	8,134	13.7	7
3 J.Nelson	550	7,848	14.3	9
4 J.Lofton	530	9,656	18.2	9
5 D.Hutson	488	7,991	16.4	11
6 B.Dowler	448	6,918	15.4	11
7 R.Cobb	432	5,141	11.9	7
8 A.Freeman	431	6,651	15.4	8
9 G.Jennings	425	6,537	15.4	7
10 J.Jones	360	5,195	14.4	8
11 A.Green	350	2,726	7.8	8
12 M.McGee	345	6,346	18.4	12
13 P.Coffman	322	4,223	13.1	8
14 W.Henderson	320	2,409	7.5	12
15 R.Brooks	306	4,225	13.8	7
16 B.Howton	303	5,581	18.4	7
17 C.Dale	275	5,422	19.7	8
18 D.Levens	271	2,079	7.7	8
19 G.Ellis	267	2,514	9.4	7
20 B.Franks	256	2,300	9.0	8

### YARDS

Player	Yards
1 Donald Driver	10,137
2 James Lofton	9,656
3 Sterling Sharpe	8,134
4 Don Hutson	7,991
5 Jordy Nelson	7,848
6 Boyd Dowler	6,918
7 Antonio Freeman	6,651
8 Greg Jennings	6,537
9 Max McGee	6,346
10 Billy Howton	5,581
11 Carroll Dale	5,422
12 James Jones	5,195
13 Randall Cobb	5,141
14 Robert Brooks	4,225
15 Paul Coffman	4,223
16 Bill Schroeder	3,435
17 Phillip Epps	2,884
18 Davante Adams	2,811
19 Jermichael Finley	2,785
20 Ahman Green	2,726



Donald Driver

ALL-TIME SCORING

Player	Years	TD	PAT	FG	Pts
Mason Crosby	2007-17	0	514	277	1,345
Ryan Longwell	1997-2005	0	376	226	1,054
Don Hutson	1935-45	105	172	7	823
Chris Jacke	1989-96	0	301	173	820
Paul Hornung	1957-62, 64-66	62	190	66	760
Jim Taylor	1958-66	91	0	0	546
Chester Marcol	1972-80	1	155	120	521
Fred Cone	1951-57	16	200	53	455
Jordy Nelson	2008-14, 16-17	69	0	0	*416
Ahman Green	2000-06, 09	68	0	0	408
Sterling Sharpe	1988-94	66	0	0	396
Ted Fritsch	1942-50	35	62	36	380
Clarke Hinkle	1932-41	44	31	28	379
Donald Driver	1999-2012	62	0	0	*376
Antonio Freeman	1995-2001, 03	57	0	0	*346
Greg Jennings	2006-12	53	0	0	***324
Verne Lewellen	1924-32	51	1	0	307
Max McGee	1954, 57-67	51	0	0	306
James Lofton	1978-86	50	0	0	300
Jan Stenerud	1980-83	0	115	59	292
James Jones	2007-13, 15	45	0	0	*274
Dorsey Levens	1994-2001	44	0	0	*266
Randall Cobb	2011-17	43	0	0	*262
Al Del Greco	1984-87	0	112	50	262
Don Chandler	1965-67	0	117	48	261
Billy Howton	1952-58	43	0	0	258
Boyd Dowler	1959-69	40	0	0	240
Paul Coffman	1978-85	39	0	0	234
J. (Blood) McNally	1929-33, 35-36	38	2	0	230
Robert Brooks	1992-98	35	0	0	210
Carroll Dale	1965-72	35	0	0	210
Gerry Ellis	1980-86	35	0	0	210
Elijah Pitts	1961-69, 71	35	0	0	210
Bubba Franks	2000-07	32	0	0	**196
John Brockington	1971-77	32	0	0	192
Donny Anderson	1966-71	31	0	0	186
Tony Canadeo	1941-44, 46-52	31	0	0	186
Eddie Lee Ivery	1979-86	30	0	0	180
Tobin Rote	1950-56	30	0	0	180
Edgar Bennett	1992-96	29	0	0	**178
Jerry Kramer	1958-68	0	90	29	177
Ryan Grant	2007-12	29	0	0	174
Eddie Lacy	2013-16	29	0	0	174
Tom Moore	1960-65	27	0	0	162
Davante Adams	2014-17	26	0	0	**160
Ed West	1984-94	26	0	0	*158
Aaron Rodgers	2005-17	25	0	0	*152
John Kuhn	2007-15	23	0	0	138
Javon Walker	2002-05	22	0	0	132
Gary Knafelec	1954-62	21	0	0	126
Joe Laws	1934-45	21	0	0	126
Barty Smith	1974-80	21	0	0	126
Jermichael Finley	2008-13	20	0	0	120
Bill Schroeder	1994, 97-2001	20	0	0	120
Brent Fullwood	1987-90	19	0	0	114
William Henderson	1995-2006	19	0	0	114
Terdell Middleton	1977-81	19	0	0	114
Curly Lambeau	1921-29	12	20	6	110
Dave Rayner	2006	0	31	26	109
Floyd Reid	1950-56	18	0	0	108
Max Zendejas	1987-88	0	30	25	105
Mark Chmura	1993-99	17	0	0	*104
Donald Lee	2005-10	17	0	0	102
Bob Mann	1950-54	17	0	0	102
Travis Williams	1967-70	17	0	0	102
Lou Brock	1940-45	16	2	0	98
Andy Uram	1938-43	16	2	0	98
Phillip Epps	1982-88	16	0	0	96
Hank Bruder	1931-39	15	4	0	94
Jessie Clark	1983-87	15	0	0	90
Ron Kramer	1957, 59-64	15	0	0	90
Bob Monnett	1933-38	8	27	5	90
Steve Odom	1974-79	15	0	0	90
James Starks	2010-16	15	0	0	90
Bart Starr	1956-71	15	0	0	90
Vince Workman	1989-92	15	0	0	90
Tyrone Davis	1997-2002	14	0	0	*86
Lavvie Dilweg	1927-34	14	2	0	86
Paul Engebretsen	1934-41	0	43	14	85
Nolan Luhn	1945-49	13	0	0	+80
Richard Rodgers	2014-17	13	0	0	*80

Player	Years	TD	PAT	FG	Pts
Brett Favre	1992-2007	13	0	0	78
Clyde Goodnight	1945-49	13	0	0	78
Dave Hampton	1969-71	13	0	0	78
Harlan Huckleby	1980-85	13	0	0	78
Rich McGeorge	1970-78	13	0	0	78
Robert Ferguson	2001-06	12	0	0	*76
Mary Fleming	1963-69	12	0	0	72
Hurdis McCrary	1929-33	12	0	0	72
Carl Mulleneaux	1938-41, 45-46	12	0	0	72
Mike Mercer	1968-69	0	35	12	71
Ed Jankowski	1937-41	10	4	1	67
Irv Comp	1943-49	11	0	0	66
Jim Grabowski	1966-70	11	0	0	66
Keith Jackson	1995-96	11	0	0	66
John Jefferson	1981-84	11	0	0	66
MacArthur Lane	1972-74	11	0	0	66
Dale Livingston	1970	0	19	15	64
Bo Molenda	1928-32	9	10	0	64
Cecil Isbell	1938-42	10	3	0	63
Tom Birney	1979-80	0	21	13	60
Red Dunn	1927-31	1	48	2	60
Wuert Englemann	1930-33	10	0	0	60
Charles Goldenberg	1933-45	10	0	0	60
Billy Grimes	1950-52	10	0	0	60
Scott Hunter	1971-73	10	0	0	60
Eddie Kotal	1925-29	10	0	0	60
Ernie Smith	1935-37, 39	0	42	6	60
Charles Woodson	2006-12	10	0	0	60
Roger Grove	1931-35	7	16	0	58
Brandon Jackson	2007-10	9	0	0	*56
David Martin	2001-06	9	0	0	*56
Herb Adderley	1961-69	9	0	0	54
Myrt Basing	1923-27	9	0	0	54
Cub Buck	1921-25	0	24	10	54
Lynn Dickey	1976-77, 79-85	9	0	0	54
Tony Fisher	2002-05	9	0	0	54
Willard Harrell	1975-77	9	0	0	54
Jackie Harris	1990-93	9	0	0	54
Don Majkowski	1987-92	9	0	0	54
Ty Montgomery	2015-17	9	0	0	54
Darrell Thompson	1990-94	9	0	0	54
Eric Torkelson	1974-79, 81	9	0	0	54
Joe Daneilo	1975	0	20	11	53
Ward Cuff	1947	0	30	7	51
Paul Ott Carruth	1986-88	8	0	0	48
Milt Gantenbein	1931-40	8	0	0	48
Anthony Morgan	1993-96	8	0	0	48
Walt Schlinkman	1946-49	8	0	0	48
Aundra Thompson	1977-81	8	0	0	48
Keith Woodside	1988-91	8	0	0	48
Corey Bradford	1998-2001	7	0	0	*44
Arnie Herber	1930-40	7	2	0	44
Lou Michaels	1971	0	19	8	43
Al Carmichael	1953-58	7	0	0	42
Najeh Davenport	2002-05	7	0	0	42
Carlton Elliott	1951-54	7	0	0	42
Howie Ferguson	1953-58	7	0	0	42
Samkon Gado	2005-06	7	0	0	42
Carl Lidberg	1926, 29-30	7	0	0	42
Don McIlhenny	1957-59	7	0	0	42
Babe Parilli	1952-53, 57-58	7	0	0	42
George Sauer	1935-37	7	0	0	42
Darren Sharper	1997-2004	7	0	0	42
Jon Staggers	1972-74	7	0	0	42
David Whitehurst	1977-83	7	0	0	42
Ruvell Martin	2006-08	6	0	0	*38
Don Beebe	1996-97	6	0	0	36
Antonio Chatman	2003-05	6	0	0	36
Harry Jacunski	1939-44	6	0	0	36
Perry Kemp	1988-91	6	0	0	36
Marty Norton	1925	6	0	0	36
Andrew Quarless	2010-11, 13-15	6	0	0	36
Walter Stanley	1985-88	6	0	0	36
Jamaal Williams	2017	6	0	0	36
Charlie Mathys	1922-26	5	0	1	33
Doug Hart	1964-71	5	0	0	+32
Jack Cloud	1950-51	5	0	0	30
Nick Collins	2005-11	5	0	0	30
Kenneth Davis	1986-88	5	0	0	30
Bobby Dillon	1952-59	5	0	0	30
Gary Ellerson	1985-86	5	0	0	30

Player	Years	TD	PAT	FG	Pts
Ken Ellis	1970-75	5	0	0	30
Rex Enright	1926-27	5	0	0	30
Herman Fontenot	1989-90	5	0	0	30
Noah Herron	2005-07	5	0	0	30
Derrick Mayes	1996-98	5	0	0	30
Harry O'Boyle	1928, 32	1	15	3	30
Ken Payne	1974-77	5	0	0	30
Ray Pelfrey	1951-52	5	0	0	30
Pid Purdy	1926-27	1	15	3	30
Jeff Query	1989-91	5	0	0	30
Al Rose	1932-36	5	0	0	30
Chuck Sample	1942, 45	5	0	0	30
Veryl Switzer	1954-55	5	0	0	30
Walter Voss	1924	5	0	0	30
DeShawn Wynn	2007-08	5	0	0	30
Bill Reichardt	1952	1	5	5	26
Ade Schwammel	1934-36, 43-44	0	8	6	26
Tim Webster	1971	0	8	6	26
Chuck Mercein	1967-69	2	7	2	25
Willie Wood	1960-71	4	1	0	25
Will Blackmon	2006-09	4	0	0	24
Jarrett Boykin	2012-14	4	0	0	24
Charley Brock	1939-47	4	0	0	24
Reggie Cobb	1994	4	0	0	24
Ted Cook	1948-50	4	0	0	24
Tom Crabtree	2010-12	4	0	0	24
Paul Duhart	1944	4	0	0	24
Ralph Earhart	1948-49	4	0	0	24
Bob Forte	1946-53	4	0	0	24
Earl Gros	1962-63	4	0	0	24
Spencer Havner	2008-10	4	0	0	24
John Hilton	1970	4	0	0	24
Joe Johnson	1954-58	4	0	0	24
Aaron Jones	2017	4	0	0	24
Bob Long	1964-67	4	0	0	24
Keith McKenzie	1996-99, 2002	4	0	0	24
Paul Miller	1936-38	4	0	0	24
Dick O'Donnell	1924-30	4	0	0	24
Steve Pritko	1949-50	4	0	0	24
Del Rodgers	1982, 84	4	0	0	24
Bernie Scherer	1936-38	4	0	0	24
Barry Smith	1973-75	4	0	0	24
Ed Cody	1947-48	2	11	0	23
Eddie Garcia	1983-84	0	14	3	23
Dutch Hendrian	1924	3	0	1	21
Roy McKay	1944-47	3	3	0	21
Tom Nash	1928-32	3	0	0	+20
Paul Fitzgibbon	1930-32	3	1	0	19
Steve Atkins	1979-81	3	1	0	18
Al Baldwin	1950	3	0	0	18
Willie Buchanon	1972-78	3	0	0	18
LeRoy Butler	1990-2001	3	0	0	18
Mark Clayton	1993	3	0	0	18
Larry Coutre	1950, 53	3	0	0	18
Mike Douglass	1978-85	3	0	0	18
Jug Girard	1948-51	3	0	0	18
Michael Haddix	1989-90	3	0	0	18
Jack Harris	1925-26	3	0	0	18
Desmond Howard	1996, 99	3	0	0	18
Micah Hyde	2013-16	3	0	0	18
Mark Ingram	1995	3	0	0	18
Clay Matthews	2009-17	3	0	0	18
Mike Meade	1982-83	3	0	0	18
Terry Mickens	1994-97	3	0	0	18
Stan Mills	1922-23	3	0	0	18
Dom Moselle	1951-52	3	0	0	18
Frankie Neal	1987	3	0	0	18
Don Perkins	1944-45	3	0	0	18
Roell Preston	1997-98	3	0	0	18
Aaron Ripkowski	2015-17	3	0	0	18
Harry Sydney	1992	3	0	0	18
Jerry Tagge	1972-74	3	0	0	18
Jeff Thomason	1995-99	3	0	0	18
Hal Van Every	1940-41	3	0	0	18
Randy Wright	1984-88	3	0	0	18

Player	Years	TD	PAT	FG	Pts
Bob Adkins	1940-41, 45	2	4	0	16
Willie Davis	1960-69	2	0	0	+16
Booth Lusteg	1969	0	12	1	15
Craig Henrich	1994-97	0	5	3	14
Mike Michalske	1929-35, 37	2	0	0	+14
Bruce Smith	1945-48	2	0	0	+14
Geronimo Allison	2016-17	2	0	0	12
Marques Anderson	2002-03	2	0	0	12
Carl Bland	1989-90	2	0	0	12
Brandon Bostick	2013-14	2	0	0	12
Tom Brown	1964-68	2	0	0	12
Terrell Buckley	1992-94	2	0	0	12
Lee Roy Caffey	1964-69	2	0	0	12
Jack Clancy	1970	2	0	0	12
Preston Dennard	1985	2	0	0	12
Clint Didier	1988-89	2	0	0	12
Bill DuMoe	1921	2	0	0	12
Dick Flaherty	1926	2	0	0	12
Terry Glenn	2002	2	0	0	12
Al Harris	2003-09	2	0	0	12
DuJuan Harris	2012, 14	2	0	0	12
Casey Hayward	2012-15	2	0	0	12
Cal Hubbard	1929-33, 35	2	0	0	12
Brett Hundley	2016-17	2	0	0	12
Jack Jacobs	1947-49	2	0	0	12
Claudis James	1967-68	2	0	0	12
Jeff Janis	2014-17	2	0	0	12
M.D. Jennings	2011-13	2	0	0	12
Bob Jeter	1963-70	2	0	0	12
Chester Johnston	1931, 34-38	2	0	0	12
Charles Jordan	1994-95, 99	2	0	0	12
Walt Landers	1978-79	2	0	0	12
Gary Lewis	1981-84	2	0	0	12
Mark Lewis	1985-87	2	0	0	12
Tim Lewis	1983-86	2	0	0	12
Larry Marks	1928	2	0	0	12
John Martinkovic	1951-56	2	0	0	12
Joel Mason	1942-45	2	0	0	12
Aubrey Matthews	1988-89	2	0	0	12
Mike McKenzie	1999-2004	2	0	0	12
Rondell Mealey	2001-02	2	0	0	12
Blake Moore	1984-85	2	0	0	12
Vernand Morency	2006-07	2	0	0	12
Ray Nitschke	1958-72	2	0	0	12
De Mond Parker	1999-2000	2	0	0	12
Julius Peppers	2014-16	2	0	0	12
Damarius Randall	2015-17	2	0	0	12
Allen Rossum	2000-01	2	0	0	12
Art Schmaehl	1921	2	0	0	12
Herm Schneidman	1935-39	2	0	0	12
Ben Starret	1942-45	2	0	0	12
John Thompson	1979-82	2	0	0	12
Gabe Wilkins	1994-97	2	0	0	12
Tramon Williams	2007-14	2	0	0	12
Tyrone Williams	1996-2002	2	0	0	12
Ben Wilson	1967	2	0	0	12
Charles Wilson	1990-91	2	0	0	12
Faye Wilson	1930-31	2	0	0	12
Ben Agajanian	1961	0	8	1	11
John Anderson	1978-89	1	1	1	10
Dale Dawson	1988	0	1	3	10
Tim Harris	1986-90	1	0	0	+10
Whitey Woodin	1922-31	1	4	0	10
George Abramson	1925	0	2	2	8
Robert Brown	1982-92	1	0	0	+8
Bryce Paup	1990-94	1	0	0	+8
Frank Balasz	1939-41	1	1	0	7
Nate Abrams	1921	1	0	0	6
Lionel Aldridge	1963-71	1	0	0	6
Bill Anderson	1965-66	1	0	0	6
Bert Askson	1975-77	1	0	0	6
Frank Baker	1931	1	0	0	6
Nick Barnett	2003-10	1	0	0	6
Norm Barry	1921	1	0	0	6
Don Barton	1953	1	0	0	6

### ALL-TIME SCORING, TEAM (1921-PRESENT)

	GB	Opp	GB	Opp	
Total Points	27,431	24,015	Two-Point Conversions	30	38
Touchdowns	3,351	2,850	Field Goals	1,378	1,379
Rushing	1,219	1,124	Safeties	44	61
Passing	1,827	1,457	Individual	22	
Return	305	269	Team	22	
PAT#	3,043	2,580	#—includes one team PAT (opponent offside on attempt, 1922)		

ALL-TIME SCORING — INDIVIDUAL  
Community  
Admin & Coaches  
Veterans  
Draft & Free Agents  
2017 Review  
All-Time Scoring  
Lambeau Field  
Misc.



Player	Years	TD	PAT	FG	Pts
Sanjay Beach	..... 1992	1	0	0	6
Wayland Becker	..... 1936-38	1	0	0	6
Tony Bennett	..... 1990-93	1	0	0	6
Cedric Benson	..... 2012	1	0	0	6
Desmond Bishop	..... 2007-11	1	0	0	6
J.R. Boone	..... 1953	1	0	0	6
Zeke Bratkowski	..... 1963-68, 71	1	0	0	6
Mark Brunell	..... 1993-94	1	0	0	6
Morgan Burnett	..... 2010-17	1	0	0	6
Bill Butler	..... 1959	1	0	0	6
Mike Butler	..... 1977-82, 85	1	0	0	6
Ivan Cahoon	..... 1926-29	1	0	0	6
Lew Carpenter	..... 1959-63	1	0	0	6
Fred Carr	..... 1968-77	1	0	0	6
Ahmad Carroll	..... 2004-06	1	0	0	6
Jim Carter	..... 1970-75, 77-78	1	0	0	6
Joe Carter	..... 1942	1	0	0	6
Paul Christman	..... 1950	1	0	0	6
Jack Concannon	..... 1974	1	0	0	6
Jared Cook	..... 2016	1	0	0	6
Larry Craig	..... 1939-49	1	0	0	6
Bernie Crimmins	..... 1945	1	0	0	6
Tommy Cronin	..... 1922	1	0	0	6
Ray Crouse	..... 1984	1	0	0	6
Jim Crowley	..... 1925	1	0	0	6
Dan Currie	..... 1958-64	1	0	0	6
Mike Daniels	..... 2012-17	1	0	0	6
Dave Davis	..... 1971-72	1	0	0	6
Trevor Davis	..... 2016-17	1	0	0	6
Pik Dawson	..... 1953	1	0	0	6
Clayton Dendy	..... 2005-06	1	0	0	6
Dean Dorsey	..... 1988	0	3	1	6
Wally Dreyer	..... 1950	1	0	0	6
Antuan Edwards	..... 1999-2003	1	0	0	6
Doug Evans	..... 1993-97	1	0	0	6
Tony Falkenstein	..... 1943	1	0	0	6
Bobby Jack Floyd	..... 1952	1	0	0	6
Matt Flynn	..... 2008-11, 13-14	1	0	0	6
Joe Francis	..... 1958-59	1	0	0	6
Johnathan Franklin	..... 2013	1	0	0	6
Milton Gardner	..... 1922-26	1	0	0	6
Kabeer Gbaja-Biamila	..... 2000-08	1	0	0	6
Jim Gillette	..... 1947	1	0	0	6
Leland Glass	..... 1972-73	1	0	0	6
Les Goodman	..... 1973-74	1	0	0	6
Johnnie Gray	..... 1975-83	1	0	0	6
Tiger Greene	..... 1986-90	1	0	0	6
Tom Greenfield	..... 1939-41	1	0	0	6
Hank Gremminger	..... 1956-65	1	0	0	6
Joey Hackett	..... 1987-88	1	0	0	6
Korey Hall	..... 2007-10	1	0	0	6
James Hargrove	..... 1987	1	0	0	6
Raymont Harris	..... 1998	1	0	0	6
Maurice Harvey	..... 1981-83	1	0	0	6
Michael Hawthorne	..... 2003-04	1	0	0	6
Aaron Hayden	..... 1997	1	0	0	6
Les Hearden	..... 1924	1	0	0	6
Stan Heath	..... 1949	1	0	0	6
Abdul Hodge	..... 2006	1	0	0	6
Darick Holmes	..... 1998	1	0	0	6
Estus Hood	..... 1978-84	1	0	0	6
Don Horn	..... 1967-70	1	0	0	6
Lynn Howard	..... 1921-22	1	0	0	6
Jason Hunter	..... 2006-08	1	0	0	6
Bob Ingalls	..... 1942	1	0	0	6
Jim Jensen	..... 1981-82	1	0	0	6
Travis Jervey	..... 1995-98	1	0	0	6
Glenn Johnson	..... 1949	1	0	0	6
Randy Johnson	..... 1976	1	0	0	6
Bruce Jones	..... 1927-28	1	0	0	6
Sean Jones	..... 1994-96	1	0	0	6
Henry Jordan	..... 1959-69	1	0	0	6
Jim Keane	..... 1952	1	0	0	6
Bill Kelley	..... 1949	1	0	0	6
Lance Kendricks	..... 2017	1	0	0	6
Blair Kiel	..... 1988-91	1	0	0	6
George Koonce	..... 1992-99	1	0	0	6
Larry Krause	..... 1970-71, 73-74	1	0	0	6
Bill Larson	..... 1980	1	0	0	6
Charles Lee	..... 2000-01	1	0	0	6
Mark Lee	..... 1980-90	1	0	0	6
Ace Loomis	..... 1951-53	1	0	0	6
Dean Lowry	..... 2016-17	1	0	0	6
Steve Luke	..... 1975-80	1	0	0	6
Marquand Manuel	..... 2006	1	0	0	6
Larry Mason	..... 1988	1	0	0	6
Al Matthews	..... 1970-75	1	0	0	6
Mike P. McCoy	..... 1970-76	1	0	0	6
Lamar McHan	..... 1959-60	1	0	0	6
Steve Meilinger	..... 1958, 60	1	0	0	6
Christine Michael	..... 2016	1	0	0	6

Player	Years	TD	PAT	FG	Pts
Basil Mitchell	..... 1999-2000	1	0	0	6
Lee Morris	..... 1987	1	0	0	6
Dezman Moses	..... 2012	1	0	0	6
Mark Murphy	..... 1980-85, 87-91	1	0	0	6
Ed Neal	..... 1945-51	1	0	0	6
Brian Noble	..... 1985-93	1	0	0	6
Dan Orlich	..... 1949-51	1	0	0	6
Ernie Pannell	..... 1941-42, 45	1	0	0	6
Johnny Papit	..... 1953	1	0	0	6
Keith Paskett	..... 1987	1	0	0	6
Shawn Patterson	..... 1988-91, 93	1	0	0	6
Charlie Pehrah	..... 2006-08, 10-11	1	0	0	6
Justin Perrillo	..... 2014-15	1	0	0	6
Ron Pitts	..... 1988-90	1	0	0	6
B.J. Raji	..... 2009-13, 15	1	0	0	6
Keith Ranspot	..... 1942	1	0	0	6
Ray Riddick	..... 1940-42, 46	1	0	0	6
Alan Risher	..... 1987	1	0	0	6
Andre Rison	..... 1996	1	0	0	6
John Roach	..... 1961-63	1	0	0	6
Koren Robinson	..... 2006-07	1	0	0	6
Quinten Rollins	..... 2015-16	1	0	0	6
Ken Roskie	..... 1948	1	0	0	6
Dan Ross	..... 1986	1	0	0	6
Aaron Rouse	..... 2007-08	1	0	0	6
Russ Saunders	..... 1931	1	0	0	6
Francis Schammel	..... 1937	1	0	0	6
Patrick Scott	..... 1987-88	1	0	0	6
John Simmons	..... 1986	1	0	0	6
Nate Simpson	..... 1977-79	1	0	0	6
Ollie Smith	..... 1976-77	1	0	0	6
John Spilis	..... 1969-71	1	0	0	6
Rebel Steiner	..... 1950-51	1	0	0	6
John Stephens	..... 1993	1	0	0	6
Ken Stills	..... 1985-89	1	0	0	6
Bob Summerhays	..... 1949-51	1	0	0	6
Don Summers	..... 1987	1	0	0	6
Earl Svendsen	..... 1937, 39	1	0	0	6
Karl Swanke	..... 1980-86	1	0	0	6
Len Szafaryn	..... 1950, 53-56	1	0	0	6
Claude Taugher	..... 1922	1	0	0	6
Cliff Taylor	..... 1976	1	0	0	6
Kirrick Taylor	..... 1992	1	0	0	6
Ryan Taylor	..... 2011-14	1	0	0	6
Lavale Thomas	..... 1987-88	1	0	0	6
Gerald Tinker	..... 1975	1	0	0	6
Scott Tolzien	..... 2013	1	0	0	6
Mike Tomczak	..... 1999	1	0	0	6
Walter Tullis	..... 1978-79	1	0	0	6
Alex Urban	..... 1941, 44-45	1	0	0	6
Eddie Usher	..... 1922, 24	1	0	0	6
Erik Walden	..... 2010-12	1	0	0	6
Val Joe Walker	..... 1953-56	1	0	0	6
Wesley Walls	..... 2003	1	0	0	6
Clarence Weathers	..... 1990-91	1	0	0	6
Lyle Wheeler	..... 1921-23	1	0	0	6
Tracy White	..... 2006-07	1	0	0	6
Jesse Whittenton	..... 1958-64	1	0	0	6
Marcus Wilkins	..... 2002-03	1	0	0	6
Clarence Williams	..... 1970-77	1	0	0	6
Perry Williams	..... 1969-73	1	0	0	6
Paul Winslow	..... 1960	1	0	0	6
Dave Conway	..... 1971	0	5	0	5
Joe Ethridge	..... 1949	0	1	1	4
Errol Mann	..... 1968, 76	0	4	0	4
Dave Purefory	..... 1972-77	0	2	0	+4
Herman Rohrig	..... 1941, 46-47	0	1	1	4
Chet Adams	..... 1943	0	1	1	3
Greg Boyd	..... 1983	0	0	0	+2
Bob Brown	..... 1966-73	0	0	0	+2
Curtis Burrow	..... 1988	0	2	0	2
Bill Forester	..... 1953-63	0	0	0	+2
Dave Hanner	..... 1952-64	0	0	0	+2
Ted Hendricks	..... 1974	0	0	0	+2
Russell Maryland	..... 2000	0	0	0	+2
Urban Odson	..... 1946-49	0	0	0	+2
John Thierry	..... 2000-01	0	0	0	+2
Tom Toner	..... 1973, 75-77	0	0	0	+2
Dick Weisgerber	..... 1938-40, 42	0	2	0	2
Dick Wildung	..... 1946-51, 53	0	0	0	+2
Cal Clemens	..... 1936	0	1	0	1
Glen Sorenson	..... 1943-45	0	1	0	1
Clayton Tonnenmaker	..... 1950, 53-54	0	1	0	1
Rich Wingo	..... 1979, 81-84	0	1	0	1

+—includes safety

++—includes two safeties

\*—includes two-point conversion

\*\*—includes two two-point conversions

\*\*\*—includes three two-point conversions

# PACKERS VS. THE NFL

Franchise	REGULAR SEASON							POSTSEASON					PRESEASON		
	First Meeting	W	L	T	Pct	PF	PA	W	L	Pct	PF	PA	W	L	T
	Arizona Cardinals <sup>1</sup> .....	1921	44	23	4	.657	1,272	946	1	2	.333	106	93	16	7
Atlanta Falcons.....	1966	15	14	0	.517	715	620	2	2	.500	113	112	5	2	0
Baltimore Ravens.....	1998	4	2	0	.667	108	135	0	0	—	0	0	1	0	0
Buffalo Bills.....	1974	4	8	0	.333	212	258	0	0	—	0	0	10	3	0
Carolina Panthers.....	1996*	8	6	0	.571	394	331	1	0	1.000	30	13	0	1	0
Chicago Bears <sup>2</sup> .....	1921	95	93	6	.505	3,358	3,314	1	1	.500	35	47	12	5	2
Cincinnati Bengals.....	1971	6	7	0	.462	246	288	0	0	—	0	0	5	11	1
Cleveland Browns <sup>3</sup> .....	1953	12	7	0	.632	456	355	1	0	1.000	23	12	11	14	0
Dallas Cowboys.....	1960	15	13	0	.536	655	606	4	4	.500	194	233	9	6	0
Denver Broncos.....	1971	6	6	1	.500	284	240	0	1	.000	24	31	3	7	0
Detroit Lions <sup>4</sup> .....	1930	98	70	7	.583	3,714	3,230	2	0	1.000	44	36	1	0	0
Houston Texans.....	2004	3	1	0	.750	100	74	0	0	—	0	0	0	0	0
Indianapolis Colts <sup>5</sup> .....	1953	20	22	1	.476	948	981	1	0	1.000	13	10	4	5	0
Jacksonville Jaguars.....	1995	4	2	0	.667	144	121	0	0	—	0	0	0	2	0
Kansas City Chiefs <sup>6</sup> .....	1966*	3	7	1	.318	204	230	1	0	1.000	35	10	8	8	1
Los Angeles Chargers <sup>7</sup> .....	1970	10	1	0	.909	342	186	0	0	—	0	0	1	2	1
Los Angeles Rams <sup>8</sup> .....	1937	45	45	2	.500	2,094	2,105	1	1	.500	45	52	4	2	0
Miami Dolphins.....	1971	4	10	0	.286	256	333	0	0	—	0	0	5	4	0
Minnesota Vikings.....	1961	59	52	2	.531	2,459	2,189	1	1	.500	41	41	0	0	0
New England Patriots <sup>9</sup> .....	1973	5	5	0	.500	241	200	1	0	1.000	35	21	7	7	0
New Orleans Saints.....	1968	16	9	0	.640	697	588	0	0	—	0	0	7	2	0
New York Giants.....	1928	28	23	2	.549	946	940	5	3	.625	189	110	19	9	2
New York Jets <sup>10</sup> .....	1973	4	8	0	.333	180	254	0	0	—	0	0	6	2	0
Oakland Raiders <sup>11</sup> .....	1967*	7	5	0	.583	278	204	1	0	1.000	33	14	5	5	0
Philadelphia Eagles.....	1933	26	14	0	.650	830	659	1	2	.333	51	53	7	9	0
Pittsburgh Steelers <sup>12</sup> .....	1933	18	16	0	.529	814	642	1	0	1.000	31	25	14	10	1
San Francisco 49ers.....	1950	31	27	1	.534	1,210	1,203	4	3	.571	188	154	2	3	0
Seattle Seahawks.....	1976	11	7	0	.611	462	360	2	1	.667	97	75	2	3	0
Tampa Bay Buccaneers.....	1977	32	21	1	.602	1,058	873	1	0	1.000	21	7	1	1	0
Tennessee Titans <sup>13</sup> .....	1972	5	7	0	.417	269	300	0	0	—	0	0	3	8	0
Washington Redskins <sup>14</sup> .....	1932	18	14	1	.563	646	549	2	1	.667	59	40	15	11	0

\* first meeting came in the postseason

Note: From 1921-71, tie games were not included in winning percentage

<sup>1</sup>—Phoenix Cardinals (1988-93), St. Louis Cardinals (1960-87) and Chicago Cardinals (1920-59)

<sup>2</sup>—Chicago Staleys (1921); Decatur Staleys (1920)

<sup>3</sup>—Did not play from 1996-98; rejoined league as expansion franchise in 1999

<sup>4</sup>—Portsmouth (Ohio) Spartans (1930-33)

<sup>5</sup>—Baltimore Colts (1953-83); does not include 1950 meeting with original franchise (see defunct teams below)

<sup>6</sup>—Dallas Texans (1960-62)

<sup>7</sup>—Los Angeles Chargers (1960, 2017-present); San Diego Chargers (1961-2016)

<sup>8</sup>—Los Angeles Rams (1946-94, 2016-present); St. Louis Rams (1995-2015); Cleveland Rams (1937-42, 1944-45)

<sup>9</sup>—Boston Patriots (1960-70)

<sup>10</sup>—New York Titans (1960-62)

<sup>11</sup>—Oakland Raiders (1960-81, 1995-present); Los Angeles Raiders (1982-94)

<sup>12</sup>—Pittsburgh Pirates (1933-39)

<sup>13</sup>—Tennessee Oilers (1997-98); Houston Oilers (1960-96)

<sup>14</sup>—Boston Redskins (1933-36); Boston Braves (1932)



## PACKERS ALL-TIME VS. DEFUNCT TEAMS (1921-52)

Baltimore Colts <sup>8</sup> .....	0-1-0	Milwaukee Badgers.....	9-0-1
Boston Yanks.....	3-0-0	Minneapolis Marines/Red Jackets.....	8-0-0
Brooklyn Dodgers/Tigers.....	10-0-0	New York Bulldogs/Yanks.....	2-3-0
Card-Pitt.....	2-0-0	New York Yankees.....	1-0-1
Cincinnati Reds.....	1-0-0	Phil-Pitt Steagles.....	1-0-0
Cleveland Bulldogs.....	1-0-0	Pottsville Maroons.....	1-2-0
Cleveland Indians.....	1-0-0	Providence Steam Roller.....	4-0-1
Columbus Panhandles.....	1-0-0	Racine Legion/Tornadoes.....	4-3-1
Dallas Texans.....	2-0-0	Rochester Jeffersons.....	1-0-0
Dayton Triangles.....	5-0-0	Rock Island Independents.....	1-3-1
Detroit Panthers.....	2-0-0	St. Louis All-Stars.....	1-0-1
Duluth Kelleys/Eskimos.....	3-1-1	St. Louis Gunners.....	1-0-0
Evansville Crimson Giants.....	1-0-0	Staten Island Stapletons.....	4-0-0
Frankford Yellow Jackets.....	5-4-1		
Hammond Pros.....	3-0-0		
Kansas City Blues.....	2-0-0		
Louisville Colonels.....	1-0-0		

\* — Franchise folded after 1950 season, replaced in 1953 by current team, which moved to Indianapolis in 1984.



## RESULTS BY TEAM

1985 — Cardinals, 43-28 (StL, Sept. 29)  
 1988 — Packers, 26-17 (P, Dec. 18)  
 1990 — Packers, 24-21 (P, Nov. 18)  
 1999 — Packers, 49-24 (GB, Jan. 2, 2000)  
 2000 — Packers, 29-3 (Ari, Sept. 24)  
 2003 — Cardinals, 20-13 (Ari, Sept. 21)  
 2006 — Packers, 31-14 (GB, Oct. 29)  
 2009 — Packers, 33-7 (Ari, Jan. 3, 2010)  
 2009 — \*\*\*Cardinals, 51-45 OT (Ari, Jan. 10, 2010)  
 2012 — Packers, 31-17 (GB, Nov. 4)  
 2015 — Cardinals, 38-8 (Ari, Dec. 27)  
 +Cardinals, 26-20 OT (Ari, Jan. 16, 2016)

\*Franchise location known as  
 Phoenix prior to 1994, located in  
 St. Louis prior to 1988, and in Chicago  
 prior to 1960

\*\*NFC First-Round Playoff

\*\*\*NFC Wild Card Playoff

+NFC Divisional Playoff

## ATLANTA

1966 — Packers, 56-3 (Milw, Oct. 23)  
 1967 — Packers, 23-0 (Milw, Oct. 1)  
 1968 — Packers, 38-7 (A, Oct. 6)  
 1969 — Packers, 28-10 (GB, Oct. 26)  
 1970 — Packers, 27-24 (GB, Sept. 27)  
 1971 — Falcons, 28-21 (A, Nov. 22)  
 1972 — Falcons, 10-9 (Milw, Oct. 22)  
 1974 — Falcons, 10-3 (A, Dec. 15)  
 1975 — Packers, 22-13 (GB, Dec. 21)  
 1976 — Packers, 24-20 (A, Dec. 12)  
 1979 — Falcons, 25-7 (A, Oct. 7)  
 1981 — Falcons, 31-17 (GB, Sept. 13)  
 1982 — Packers, 38-7 (A, Dec. 26)  
 1983 — Falcons, 47-41 OT (A, Nov. 27)  
 1988 — Falcons, 20-0 (A, Nov. 6)  
 1989 — Packers, 23-21 (Milw, Oct. 1)  
 1991 — Falcons, 35-31 (A, Dec. 1)  
 1992 — Falcons, 24-10 (A, Oct. 4)  
 1994 — Packers, 21-17 (Milw, Dec. 18)  
 1995 — \*Packers, 37-20 (GB, Dec. 31)  
 2001 — Falcons, 23-20 (GB, Nov. 18)  
 2002 — Packers, 37-34 OT (GB, Sept. 8)  
 \*Falcons, 27-7 (GB, Jan. 4, 2003)  
 2005 — Packers, 33-25 (A, Nov. 13)  
 2008 — Falcons, 27-24 (GB, Oct. 5)  
 2010 — Falcons, 20-17 (A, Nov. 28)  
 \*\*Packers, 48-21 (A, Jan. 15, 2011)  
 2011 — Packers, 25-14 (A, Oct. 9)  
 2013 — Packers, 22-21 (GB, Dec. 8)  
 2014 — Packers, 43-37 (GB, Dec. 8)  
 2016 — Packers, 33-32 (A, Oct. 30)  
 +Falcons, 44-21 (A, Jan. 22, 2017)  
 2017 — Falcons, 34-23 (A, Sept. 17)

\*NFC Wild Card Playoff

\*\*NFC Divisional Playoff

+NFC Championship

## BALTIMORE

1998 — Packers, 28-10 (GB, Oct. 25)  
 2001 — Packers, 31-23 (GB, Oct. 14)  
 2005 — Ravens, 48-3 (B, Dec. 19)  
 2009 — Packers, 27-14 (GB, Dec. 7)  
 2013 — Packers, 19-17 (B, Oct. 13)  
 2017 — Ravens, 23-0 (GB, Nov. 19)

## BUFFALO

1974 — Bills, 27-7 (GB, Oct. 6)  
 1979 — Bills, 19-12 (B, Nov. 18)  
 1982 — Packers, 33-21 (Milw, Dec. 5)  
 1988 — Bills, 28-0 (B, Oct. 30)  
 1991 — Bills, 34-24 (Milw, Nov. 10)  
 1994 — Bills, 29-20 (B, Nov. 20)  
 1997 — Packers, 31-21 (GB, Dec. 20)  
 2000 — Bills, 27-18 (B, Sept. 10)  
 2002 — Packers, 10-0 (GB, Dec. 22)  
 2006 — Bills, 24-10 (B, Nov. 5)  
 2010 — Packers, 34-7 (GB, Sept. 19)  
 2014 — Bills, 21-13 (B, Dec. 14)

## CAROLINA

1996 — \*Packers, 30-13 (GB, Jan. 12, 1997)  
 1997 — Packers, 31-10 (C, Dec. 14)  
 1998 — Packers, 37-30 (C, Sept. 27)  
 1999 — Panthers, 33-31 (GB, Dec. 12)  
 2000 — Panthers, 31-14 (C, Nov. 27)  
 2001 — Packers, 28-7 (C, Sept. 30)  
 2002 — Packers, 17-14 (GB, Sept. 29)  
 2004 — Packers, 24-14 (C, Sept. 13)  
 2005 — Panthers, 32-29 (C, Oct. 3)  
 2007 — Packers, 31-17 (GB, Nov. 18)  
 2008 — Panthers, 35-31 (GB, Nov. 30)  
 2011 — Packers, 30-23 (C, Sept. 18)  
 2014 — Packers, 38-17 (GB, Oct. 19)  
 2015 — Panthers, 37-29 (C, Nov. 8)  
 2017 — Panthers, 31-24 (C, Dec. 17)  
 \*NFC Championship

## CHICAGO\*

1921 — \*Staleys, 20-0 (C, Nov. 27)  
 1923 — Bears, 3-0 (GB, Oct. 14)  
 1924 — Bears, 3-0 (C, Nov. 23)  
 1925 — Packers, 14-10 (GB, Sept. 27)  
 Bears, 21-0 (C, Nov. 22)  
 1926 — Tie, 6-6 (GB, Sept. 26)  
 Bears, 19-13 (C, Nov. 21)  
 Tie, 3-3 (C, Dec. 19)  
 1927 — Bears, 7-6 (GB, Oct. 2)  
 Bears, 14-6 (C, Nov. 20)  
 1928 — Tie, 12-12 (GB, Sept. 30)  
 Packers, 16-6 (C, Oct. 21)  
 Packers, 6-0 (C, Dec. 9)  
 1929 — Packers, 23-0 (GB, Sept. 29)  
 Packers, 14-0 (C, Nov. 10)  
 Packers, 25-0 (C, Dec. 8)  
 1930 — Packers, 7-0 (GB, Sept. 28)  
 Packers, 13-12 (C, Nov. 9)  
 Bears, 21-0 (C, Dec. 7)  
 1931 — Packers, 7-0 (GB, Sept. 27)  
 Packers, 6-2 (C, Nov. 1)  
 Bears, 7-6 (C, Dec. 6)  
 1932 — Tie, 0-0 (GB, Sept. 25)  
 Packers, 2-0 (C, Oct. 16)  
 Bears, 9-0 (C, Dec. 11)  
 1933 — Bears, 14-7 (GB, Sept. 24)  
 Bears, 10-7 (C, Oct. 22)  
 Bears, 7-6 (C, Dec. 10)  
 1934 — Bears, 24-10 (GB, Sept. 23)  
 Bears, 27-14 (C, Oct. 28)  
 1935 — Packers, 7-0 (GB, Sept. 22)  
 Packers, 17-14 (C, Oct. 27)  
 1936 — Bears, 30-3 (GB, Sept. 20)  
 Packers, 21-10 (C, Nov. 1)  
 1937 — Bears, 14-2 (GB, Sept. 19)  
 Packers, 24-14 (C, Nov. 7)  
 1938 — Bears, 2-0 (GB, Sept. 18)  
 Packers, 24-17 (C, Nov. 6)  
 1939 — Packers, 21-16 (GB, Sept. 4)  
 Bears, 30-27 (C, Nov. 5)  
 1940 — Bears, 41-10 (GB, Sept. 22)  
 Bears, 14-7 (C, Nov. 3)  
 1941 — Bears, 25-17 (GB, Sept. 28)  
 Packers, 16-14 (C, Nov. 2)  
 \*\*Bears, 33-14 (C, Dec. 14)  
 1942 — Bears, 44-28 (GB, Sept. 27)  
 Bears, 38-7 (C, Nov. 15)  
 1943 — Tie, 21-21 (GB, Sept. 26)  
 Bears, 21-7 (C, Nov. 7)  
 1944 — Packers, 42-28 (GB, Sept. 24)  
 Bears, 21-0 (C, Nov. 5)  
 1945 — Packers, 31-21 (GB, Sept. 30)  
 Bears, 28-24 (C, Nov. 4)  
 1946 — Bears, 30-7 (GB, Sept. 29)  
 Bears, 10-7 (C, Nov. 3)  
 1947 — Packers, 29-20 (GB, Sept. 28)  
 Bears, 20-17 (C, Nov. 9)  
 1948 — Bears, 45-7 (GB, Sept. 26)  
 Bears, 7-6 (C, Nov. 14)  
 1949 — Bears, 17-0 (GB, Sept. 25)  
 Bears, 24-3 (C, Nov. 6)

**CHICAGO** *continued*

1950 — Packers, 31-21 (GB, Oct. 1)  
Bears, 28-14 (C, Oct. 15)  
1951 — Bears, 31-20 (GB, Sept. 30)  
Bears, 24-13 (C, Nov. 18)  
1952 — Bears, 24-14 (GB, Sept. 28)  
Packers, 41-28 (C, Nov. 9)  
1953 — Bears, 17-13 (GB, Oct. 4)  
Tie, 21-21 (C, Nov. 8)  
1954 — Bears, 10-3 (GB, Oct. 3)  
Bears, 28-23 (C, Nov. 7)  
1955 — Packers, 24-3 (GB, Oct. 2)  
Bears, 52-31 (C, Nov. 6)  
1956 — Bears, 37-21 (GB, Oct. 7)  
Bears, 38-14 (C, Nov. 11)  
1957 — Packers, 21-17 (GB, Sept. 29)  
Bears, 21-14 (C, Nov. 10)  
1958 — Bears, 34-20 (GB, Sept. 28)  
Bears, 24-10 (C, Nov. 9)  
1959 — Packers, 9-6 (GB, Sept. 27)  
Bears, 28-17 (C, Nov. 8)  
1960 — Bears, 17-14 (GB, Sept. 25)  
Packers, 41-13 (C, Dec. 4)  
1961 — Packers, 24-0 (GB, Oct. 1)  
Packers, 31-28 (C, Nov. 12)  
1962 — Packers, 49-0 (GB, Sept. 30)  
Packers, 38-7 (C, Nov. 4)  
1963 — Bears, 10-3 (GB, Sept. 15)  
Bears, 26-7 (C, Nov. 17)  
1964 — Packers, 23-12 (GB, Sept. 13)  
Packers, 17-3 (C, Dec. 5)  
1965 — Packers, 23-14 (GB, Oct. 3)  
Bears, 31-10 (C, Oct. 31)  
1966 — Packers, 17-0 (C, Oct. 16)  
Packers, 13-6 (GB, Nov. 20)  
1967 — Packers, 13-10 (GB, Sept. 24)  
Packers, 17-13 (C, Nov. 26)  
1968 — Bears, 13-10 (GB, Nov. 3)  
Packers, 28-27 (C, Dec. 15)  
1969 — Packers, 17-0 (GB, Sept. 21)  
Packers, 21-3 (C, Dec. 14)  
1970 — Packers, 20-19 (GB, Nov. 15)  
Bears, 35-17 (C, Dec. 13)  
1971 — Packers, 17-14 (C, Nov. 7)  
Packers, 31-10 (GB, Dec. 12)  
1972 — Packers, 20-17 (GB, Oct. 8)  
Packers, 23-17 (C, Nov. 12)  
1973 — Bears, 31-17 (GB, Nov. 4)  
Packers, 21-0 (C, Dec. 16)  
1974 — Bears, 10-9 (C, Oct. 21)  
Packers, 20-3 (Milw, Nov. 10)  
1975 — Bears, 27-14 (C, Nov. 9)  
Packers, 28-7 (GB, Nov. 30)  
1976 — Bears, 24-13 (C, Nov. 14)  
Bears, 16-10 (GB, Nov. 28)  
1977 — Bears, 26-0 (GB, Oct. 30)  
Bears, 21-10 (C, Dec. 11)  
1978 — Packers, 24-14 (GB, Oct. 8)  
Bears, 14-0 (C, Dec. 10)  
1979 — Bears, 6-3 (C, Sept. 2)  
Bears, 15-14 (GB, Dec. 9)  
1980 — Packers, 12-6 OT (GB, Sept. 7)  
Bears, 61-7 (C, Dec. 7)  
1981 — Packers, 16-9 (C, Sept. 6)  
Packers, 21-17 (GB, Nov. 15)  
1983 — Packers, 31-28 (GB, Dec. 4)  
Bears, 23-21 (C, Dec. 18)  
1984 — Bears, 9-7 (GB, Sept. 16)  
Packers, 20-14 (C, Dec. 9)  
1985 — Bears, 23-7 (C, Oct. 21)  
Bears, 16-10 (GB, Nov. 3)  
1986 — Bears, 25-12 (GB, Sept. 22)  
Bears, 12-10 (C, Nov. 23)  
1987 — Bears, 26-24 (GB, Nov. 8)  
Bears, 23-10 (C, Nov. 29)  
1988 — Bears, 24-6 (GB, Sept. 25)  
Bears, 16-0 (C, Nov. 27)  
1989 — Packers, 14-13 (GB, Nov. 5)  
Packers, 40-28 (C, Dec. 17)  
1990 — Bears, 31-13 (GB, Sept. 16)  
Bears, 27-13 (C, Oct. 7)  
1991 — Bears, 10-0 (GB, Oct. 17)  
Bears, 27-13 (C, Dec. 8)

1992 — Bears, 30-10 (GB, Oct. 25)  
Packers, 17-3 (C, Nov. 22)  
1993 — Packers, 17-3 (GB, Oct. 31)  
Bears, 30-17 (C, Dec. 5)  
1994 — Packers, 33-6 (C, Oct. 31)  
Packers, 40-3 (GB, Dec. 11)  
1995 — Packers, 27-24 (C, Sept. 11)  
Packers, 35-28 (GB, Nov. 12)  
1996 — Packers, 37-6 (C, Oct. 6)  
Packers, 28-17 (GB, Dec. 1)  
1997 — Packers, 38-24 (GB, Sept. 1)  
Packers, 24-23 (C, Oct. 12)  
1998 — Packers, 26-20 (GB, Dec. 13)  
Packers, 16-13 (C, Dec. 27)  
1999 — Bears, 14-13 (GB, Nov. 7)  
Packers, 35-19 (C, Dec. 5)  
2000 — Bears, 27-24 (GB, Oct. 1)  
Packers, 28-6 (C, Dec. 3)  
2001 — Packers, 20-12 (C, Nov. 11)  
Packers, 17-7 (GB, Dec. 9)  
2002 — Packers, 34-21 (Champaign, Oct. 7)  
Packers, 30-20 (GB, Dec. 1)  
2003 — Packers, 38-23 (C, Sept. 29)  
Packers, 34-21 (GB, Dec. 7)  
2004 — Bears, 21-10 (GB, Sept. 19)  
Packers, 31-14 (C, Jan. 2, 2005)  
2005 — Bears, 19-7 (C, Dec. 4)  
Bears, 24-17 (GB, Dec. 25)  
2006 — Bears, 26-0 (GB, Sept. 10)  
Packers, 26-7 (C, Dec. 31)  
2007 — Bears, 27-20 (GB, Oct. 7)  
Bears, 35-7 (C, Dec. 23)  
2008 — Packers, 37-3 (GB, Nov. 16)  
Bears, 20-17 OT (C, Dec. 22)  
2009 — Packers, 21-15 (GB, Sept. 13)  
Packers, 21-14 (C, Dec. 13)  
2010 — Bears, 20-17 (C, Sept. 27)  
Packers, 10-3 (GB, Jan. 2, 2011)  
+Packers, 21-14 (C, Jan. 23, 2011)  
2011 — Packers, 27-17 (C, Sept. 25)  
Packers, 35-21 (GB, Dec. 25)  
2012 — Packers, 23-10 (GB, Sept. 13)  
Packers, 21-13 (C, Dec. 16)  
2013 — Bears, 27-20 (GB, Nov. 4)  
Packers, 33-28 (C, Dec. 29)  
2014 — Packers, 38-17 (C, Sept. 28)  
Packers, 55-14 (GB, Nov. 9)  
2015 — Packers, 31-23 (C, Sept. 13)  
Bears, 17-13 (GB, Nov. 26)  
2016 — Packers, 26-10 (GB, Oct. 20)  
Packers, 30-27 (C, Dec. 18)  
2017 — Packers, 35-14 (GB, Sept. 28)  
Packers, 23-16 (C, Nov. 12)

*\*Bears known as Staleys prior to 1922*  
*\*\*Western Division Playoff*  
*+NFC Championship*

**CINCINNATI**

1971 — Packers, 20-17 (GB, Oct. 3)  
1976 — Bengals, 28-7 (C, Sept. 26)  
1977 — Bengals, 17-7 (Milw, Oct. 9)  
1980 — Packers, 14-9 (GB, Oct. 5)  
1983 — Bengals, 34-14 (C, Oct. 30)  
1986 — Bengals, 34-28 (Milw, Oct. 5)  
1992 — Packers, 24-23 (GB, Sept. 20)  
1995 — Packers, 24-10 (GB, Dec. 3)  
1998 — Packers, 13-6 (C, Sept. 20)  
2005 — Bengals, 21-14 (C, Oct. 30)  
2009 — Bengals, 31-24 (GB, Sept. 20)  
2013 — Bengals, 34-30 (C, Sept. 22)  
2017 — Packers, 27-24 OT (GB, Sept. 24)

**CLEVELAND**

1953 — Browns, 27-0 (Milw, Sept. 27)  
1955 — Browns, 41-10 (C, Oct. 23)  
1956 — Browns, 24-7 (Milw, Nov. 4)  
1961 — Packers, 49-17 (C, Oct. 15)  
1964 — Packers, 28-21 (Milw, Nov. 22)  
1965 — \*Packers, 23-12 (GB, Jan. 2, 1966)  
1966 — Packers, 21-20 (C, Sept. 18)  
1967 — Packers, 55-7 (Milw, Nov. 12)  
1969 — Browns, 20-7 (C, Dec. 7)  
1972 — Packers, 26-10 (C, Sept. 17)  
1980 — Browns, 26-21 (C, Oct. 19)

1983 — Packers, 35-21 (Milw, Nov. 6)  
1986 — Packers, 17-14 (C, Oct. 19)  
1992 — Browns, 17-6 (C, Oct. 18)  
1995 — Packers, 31-20 (C, Nov. 19)  
2001 — Packers, 30-7 (GB, Dec. 23)  
2005 — Browns, 26-24 (GB, Sept. 18)  
2009 — Packers, 31-3 (C, Oct. 25)  
2013 — Packers, 31-13 (GB, Oct. 20)  
2017 — Packers, 27-21 OT (C, Dec. 10)  
*\*NFL Championship*

**DALLAS**

1960 — Packers, 41-7 (GB, Nov. 13)  
1964 — Packers, 45-21 (D, Nov. 29)  
1965 — Packers, 13-3 (Milw, Oct. 24)  
1966 — \*Packers, 34-27 (D, Jan. 1, 1967)  
1967 — \*Packers, 21-17 (GB, Dec. 31)  
1968 — Packers, 28-17 (D, Oct. 28)  
1970 — Cowboys, 16-3 (D, Nov. 26)  
1972 — Packers, 16-13 (Milw, Oct. 1)  
1975 — Packers, 19-17 (D, Oct. 19)  
1978 — Cowboys, 42-14 (Milw, Nov. 12)  
1980 — Cowboys, 28-7 (Milw, Sept. 28)  
1982 — \*\*Cowboys, 37-26 (D, Jan. 16, 1983)  
1984 — Cowboys, 20-6 (D, Sept. 23)  
1989 — Packers, 31-13 (GB, Oct. 8)  
Packers, 20-10 (D, Dec. 24)  
1991 — Cowboys, 20-17 (Milw, Oct. 6)  
1993 — Cowboys, 36-14 (D, Oct. 3)  
+Cowboys, 27-17 (D, Jan. 16, 1994)  
1994 — Cowboys, 42-31 (D, Nov. 24)  
+Cowboys, 35-9 (D, Jan. 8, 1995)  
1995 — Cowboys, 34-24 (D, Oct. 8)  
+Cowboys, 38-27 (D, Jan. 14, 1996)  
1996 — Cowboys, 21-6 (D, Nov. 18)  
1997 — Packers, 45-17 (GB, Nov. 23)  
1999 — Cowboys, 27-13 (D, Nov. 14)  
2004 — Packers, 41-20 (GB, Oct. 24)  
2007 — Cowboys, 37-27 (D, Nov. 29)  
2008 — Cowboys, 27-16 (GB, Sept. 21)  
2009 — Packers, 17-7 (GB, Nov. 15)  
2010 — Packers, 45-7 (GB, Nov. 7)  
2013 — Packers, 37-36 (D, Dec. 15)  
2014 — +Packers, 26-21 (GB, Jan. 11, 2015)  
2015 — Packers, 28-7 (GB, Dec. 13)  
2016 — Cowboys, 30-16 (GB, Oct. 16)  
+Packers, 34-31 (D, Jan. 15, 2017)  
2017 — Packers, 35-31 (D, Oct. 8)  
*\*NFL Championship*  
*\*\*NFC Second-Round Playoff*  
*+NFC Divisional Playoff*  
*+NFC Championship*

**DENVER**

1971 — Packers, 34-13 (Milw, Sept. 26)  
1975 — Broncos, 23-13 (D, Sept. 29)  
1978 — Broncos, 16-3 (D, Nov. 19)  
1984 — Broncos, 17-14 (D, Oct. 15)  
1987 — Tie, 17-17 OT (Milw, Sept. 20)  
1990 — Broncos, 22-13 (D, Dec. 30)  
1993 — Packers, 30-27 (GB, Oct. 10)  
1996 — Packers, 41-6 (GB, Dec. 8)  
1997 — \*Broncos, 31-24 (SD, Jan. 25, 1998)  
1999 — Broncos, 31-10 (D, Oct. 17)  
2003 — Packers, 31-3 (GB, Dec. 28)  
2007 — Packers, 19-13 OT (D, Oct. 29)  
2011 — Packers, 49-23 (GB, Oct. 2)  
2015 — Broncos, 29-10 (D, Nov. 1)  
*\*Super Bowl XXXII*

**DETROIT\***

1930 — Packers, 47-13 (GB, Nov. 2)  
Tie, 6-6 (P, Dec. 14)  
1932 — Packers, 15-10 (GB, Oct. 9)  
Spartans, 19-0 (P, Dec. 4)  
1933 — Packers, 17-0 (GB, Oct. 8)  
Spartans, 7-0 (P, Nov. 12)  
1934 — Lions, 3-0 (GB, Oct. 7)  
Packers, 3-0 (D, Nov. 25)  
1935 — Packers, 13-9 (Milw, Oct. 20)  
Packers, 31-7 (GB, Nov. 10)  
Lions, 20-10 (D, Nov. 17)  
1936 — Packers, 20-18 (GB, Oct. 18)  
Packers, 26-17 (D, Nov. 29)



**DETROIT** *continued*

- 1937 — Packers, 26-6 (GB, Oct. 3)  
Packers, 14-13 (D, Oct. 31)
- 1938 — Lions, 17-7 (GB, Oct. 9)  
Packers, 28-7 (D, Nov. 13)
- 1939 — Packers, 26-7 (GB, Oct. 22)  
Packers, 12-7 (D, Dec. 3)
- 1940 — Lions, 23-14 (GB, Oct. 20)  
Packers, 50-7 (D, Nov. 24)
- 1941 — Packers, 23-0 (GB, Sept. 14)  
Packers, 24-7 (D, Oct. 26)
- 1942 — Packers, 38-7 (Milw, Oct. 11)  
Packers, 28-7 (D, Oct. 25)
- 1943 — Packers, 35-14 (GB, Oct. 10)  
Packers, 27-6 (D, Oct. 24)
- 1944 — Packers, 27-6 (Milw, Oct. 1)  
Packers, 14-0 (D, Oct. 29)
- 1945 — Packers, 57-21 (Milw, Oct. 7)  
Lions, 14-3 (D, Dec. 2)
- 1946 — Packers, 10-7 (Milw, Oct. 27)  
Packers, 9-0 (D, Nov. 17)
- 1947 — Packers, 34-17 (GB, Oct. 26)  
Packers, 35-14 (D, Dec. 7)
- 1948 — Packers, 33-21 (GB, Oct. 3)  
Lions, 24-20 (D, Oct. 31)
- 1949 — Packers, 16-14 (Milw, Oct. 30)  
Lions, 21-7 (D, Dec. 11)
- 1950 — Lions, 45-7 (GB, Sept. 17)  
Lions, 24-21 (D, Nov. 19)
- 1951 — Lions, 24-17 (GB, Nov. 4)  
Lions, 52-35 (D, Nov. 22)
- 1952 — Lions, 52-17 (GB, Oct. 26)  
Lions, 48-24 (D, Nov. 27)
- 1953 — Lions, 14-7 (GB, Nov. 15)  
Lions, 34-15 (D, Nov. 26)
- 1954 — Lions, 21-17 (GB, Nov. 21)  
Lions, 28-24 (D, Nov. 25)
- 1955 — Packers, 20-17 (GB, Sept. 25)  
Lions, 24-10 (D, Nov. 24)
- 1956 — Lions, 20-16 (GB, Sept. 30)  
Packers, 24-20 (D, Nov. 22)
- 1957 — Lions, 24-14 (GB, Oct. 6)  
Lions, 18-6 (D, Nov. 28)
- 1958 — Tie, 13-13 (GB, Oct. 5)  
Lions, 24-14 (D, Nov. 27)
- 1959 — Packers, 28-10 (GB, Oct. 4)  
Packers, 24-17 (D, Nov. 26)
- 1960 — Packers, 28-9 (GB, Oct. 2)  
Lions, 23-10 (D, Nov. 24)
- 1961 — Lions, 17-13 (Milw, Sept. 17)  
Packers, 17-9 (D, Nov. 23)
- 1962 — Packers, 9-7 (GB, Oct. 7)  
Lions, 26-14 (D, Nov. 22)
- 1963 — Packers, 31-10 (Milw, Sept. 22)  
Tie, 13-13 (D, Nov. 28)
- 1964 — Packers, 14-10 (D, Sept. 28)  
Packers, 30-7 (GB, Nov. 8)
- 1965 — Packers, 31-21 (D, Oct. 17)  
Lions, 12-7 (GB, Nov. 7)
- 1966 — Packers, 23-14 (GB, Oct. 2)  
Packers, 31-7 (D, Oct. 30)
- 1967 — Tie, 17-17 (GB, Sept. 17)  
Packers, 27-17 (D, Oct. 8)
- 1968 — Lions, 23-17 (GB, Sept. 29)  
Tie, 14-14 (D, Oct. 20)
- 1969 — Packers, 28-17 (D, Oct. 12)  
Lions, 16-10 (GB, Nov. 23)
- 1970 — Lions, 40-0 (GB, Sept. 20)  
Lions, 20-0 (D, Dec. 20)
- 1971 — Lions, 31-28 (D, Oct. 10)  
Tie, 14-14 (Milw, Nov. 1)
- 1972 — Packers, 24-23 (D, Oct. 16)  
Packers, 33-7 (GB, Dec. 3)
- 1973 — Tie, 13-13 (GB, Sept. 23)  
Lions, 34-0 (D, Oct. 28)
- 1974 — Packers, 21-19 (Milw, Sept. 29)  
Lions, 19-17 (D, Oct. 27)
- 1975 — Lions, 30-16 (Milw, Sept. 21)  
Lions, 13-10 (D, Nov. 16)
- 1976 — Packers, 24-14 (GB, Oct. 3)  
Lions, 27-6 (D, Oct. 31)
- 1977 — Lions, 10-6 (D, Oct. 16)  
Packers, 10-9 (GB, Dec. 4)
- 1978 — Packers, 13-7 (D, Sept. 3)  
Packers, 35-14 (Milw, Oct. 1)

- 1979 — Packers, 24-16 (Milw, Oct. 14)  
Packers, 18-13 (D, Dec. 15)
- 1980 — Lions, 29-7 (Milw, Sept. 14)  
Lions, 24-3 (D, Dec. 21)
- 1981 — Lions, 31-27 (D, Oct. 25)  
Packers, 31-17 (GB, Dec. 6)
- 1982 — Lions, 30-10 (GB, Dec. 12)  
Lions, 27-24 (D, Jan. 2, 1983)
- 1983 — Lions, 38-14 (D, Oct. 9)  
Lions, 23-20 OT (Milw, Nov. 30)
- 1984 — Packers, 41-9 (GB, Oct. 28)  
Lions, 31-28 (D, Nov. 22)
- 1985 — Packers, 43-10 (GB, Oct. 6)  
Packers, 26-23 (D, Dec. 15)
- 1986 — Lions, 21-14 (GB, Oct. 12)  
Packers, 44-40 (D, Nov. 27)
- 1987 — Lions, 19-16 OT (GB, Oct. 11)  
Packers, 34-33 (D, Oct. 25)
- 1988 — Lions, 19-9 (Milw, Nov. 20)  
Lions, 30-14 (D, Dec. 4)
- 1989 — Packers, 23-20 OT (Milw, Oct. 29)  
Lions, 31-22 (D, Nov. 12)
- 1990 — Packers, 24-21 (D, Sept. 30)  
Lions, 24-17 (GB, Dec. 22)
- 1991 — Lions, 23-14 (D, Sept. 8)  
Lions, 21-17 (GB, Dec. 15)
- 1992 — Packers, 27-13 (D, Nov. 1)  
Packers, 38-10 (Milw, Dec. 6)
- 1993 — Packers, 26-17 (Milw, Nov. 21)  
Lions, 30-20 (D, Jan. 2, 1994)  
\*\*Packers, 28-24 (D, Jan. 8, 1994)
- 1994 — Packers, 38-30 (Milw, Nov. 6)  
Lions, 34-31 (D, Dec. 4)  
\*\*Packers, 16-12 (GB, Dec. 31)
- 1995 — Packers, 30-21 (GB, Oct. 15)  
Lions, 24-16 (D, Oct. 29)
- 1996 — Packers, 28-18 (GB, Nov. 3)  
Packers, 31-3 (D, Dec. 15)
- 1997 — Lions, 26-15 (D, Sept. 28)  
Packers, 20-10 (GB, Nov. 2)
- 1998 — Packers, 38-19 (GB, Sept. 6)  
Lions, 27-20 (D, Oct. 15)
- 1999 — Lions, 23-15 (D, Sept. 19)  
Packers, 26-17 (GB, Nov. 21)
- 2000 — Lions, 31-24 (D, Oct. 8)  
Packers, 26-13 (GB, Dec. 10)
- 2001 — Packers, 28-6 (GB, Sept. 9)  
Packers, 29-27 (D, Nov. 22)
- 2002 — Packers, 37-31 (D, Sept. 22)  
Packers, 40-14 (GB, Nov. 1)
- 2003 — Packers, 31-6 (GB, Sept. 14)  
Lions, 22-14 (D, Nov. 27)
- 2004 — Packers, 38-10 (D, Oct. 17)  
Packers, 16-13 (GB, Dec. 12)
- 2005 — Lions, 17-3 (D, Sept. 11)  
Packers, 16-13 OT (GB, Dec. 11)
- 2006 — Packers, 31-24 (D, Sept. 24)  
Packers, 17-9 (GB, Dec. 17)
- 2007 — Packers, 37-26 (D, Nov. 22)  
Packers, 34-13 (GB, Dec. 30)
- 2008 — Packers, 48-25 (D, Sept. 14)  
Packers, 31-21 (GB, Dec. 28)
- 2009 — Packers, 26-0 (GB, Oct. 18)  
Packers, 34-12 (D, Nov. 26)
- 2010 — Packers, 28-26 (GB, Oct. 3)  
Lions, 7-3 (D, Dec. 12)
- 2011 — Packers, 27-15 (D, Nov. 24)  
Packers, 45-41 (GB, Jan. 1, 2012)
- 2012 — Packers, 24-20 (D, Nov. 18)  
Packers, 27-20 (GB, Dec. 9)
- 2013 — Packers, 22-9 (GB, Oct. 6)  
Lions, 40-10 (D, Nov. 28)
- 2014 — Lions, 19-7 (D, Sept. 21)  
Packers, 30-20 (GB, Dec. 28)
- 2015 — Lions, 18-16 (GB, Nov. 15)  
Packers, 27-23 (D, Dec. 3)
- 2016 — Packers, 34-27 (GB, Sept. 25)  
Packers, 31-24 (D, Jan. 1, 2017)
- 2017 — Lions, 30-17 (GB, Nov. 6)  
Lions, 35-11 (D, Dec. 31)

\**Located in Portsmouth, Ohio, prior to 1934 and known as Spartans*

\*\**NFC Wild Card Playoff*

**HOUSTON**

- 2004 — Packers, 16-13 (H, Nov. 21)  
2008 — Texans, 24-21 (GB, Dec. 7)  
2012 — Packers, 42-24 (H, Oct. 14)  
2016 — Packers, 21-13 (GB, Dec. 4)

**INDIANAPOLIS\***

- 1953 — Packers, 37-14 (GB, Oct. 18)  
Packers, 35-24 (B, Oct. 31)
- 1954 — Packers, 7-6 (B, Oct. 24)  
Packers, 24-13 (Milw, Nov. 13)
- 1955 — Colts, 24-20 (Milw, Oct. 8)  
Colts, 14-10 (B, Nov. 29)
- 1956 — Packers, 38-33 (Milw, Oct. 14)  
Colts, 28-21 (B, Oct. 28)
- 1957 — Colts, 45-17 (Milw, Oct. 13)  
Packers, 24-21 (B, Oct. 27)
- 1958 — Colts, 24-17 (Milw, Oct. 12)  
Colts, 56-0 (B, Nov. 2)
- 1959 — Colts, 38-21 (B, Oct. 25)  
Colts, 28-24 (Milw, Nov. 15)
- 1960 — Packers, 35-21 (GB, Oct. 9)  
Colts, 38-24 (B, Nov. 6)
- 1961 — Packers, 45-7 (GB, Oct. 8)  
Colts, 45-21 (B, Nov. 5)
- 1962 — Packers, 17-6 (B, Oct. 28)  
Packers, 17-13 (GB, Nov. 18)
- 1963 — Packers, 31-20 (GB, Sept. 29)  
Packers, 34-20 (B, Oct. 27)
- 1964 — Colts, 21-20 (GB, Sept. 20)  
Colts, 24-21 (B, Oct. 18)
- 1965 — Packers, 20-17 (Milw, Sept. 26)  
Packers, 42-27 (B, Dec. 12)  
\*\*Packers, 13-10 OT (GB, Dec. 26)
- 1966 — Packers, 24-3 (Milw, Sept. 10)  
Packers, 14-10 (B, Dec. 10)
- 1967 — Colts, 13-10 (B, Nov. 5)
- 1968 — Colts, 16-3 (GB, Dec. 7)
- 1969 — Colts, 14-6 (B, Nov. 9)
- 1970 — Colts, 13-10 (Milw, Nov. 9)
- 1974 — Packers, 20-13 (B, Sept. 22)
- 1982 — Tie, 20-20 OT (B, Dec. 19)
- 1985 — Colts, 37-10 (I, Oct. 27)
- 1988 — Colts, 20-13 (GB, Nov. 13)
- 1991 — Packers, 14-10 (Milw, Nov. 24)
- 1997 — Colts, 41-38 (I, Nov. 16)
- 2000 — Packers, 26-24 (GB, Nov. 19)
- 2004 — Colts, 45-31 (I, Sept. 26)
- 2008 — Packers, 34-14 (GB, Oct. 19)
- 2012 — Colts, 30-27 (I, Oct. 7)
- 2016 — Colts, 31-26 (GB, Nov. 6)

\**Franchise located in Baltimore prior to 1994*

\*\**Western Conference Championship*

**JACKSONVILLE**

- 1995 — Packers, 24-14 (J, Sept. 24)
- 2001 — Packers, 28-21 (J, Dec. 3)
- 2004 — Jaguars, 28-25 (GB, Dec. 19)
- 2008 — Jaguars, 20-16 (J, Dec. 14)
- 2012 — Packers, 24-15 (GB, Oct. 28)
- 2016 — Packers, 27-23 (J, Sept. 11)

**KANSAS CITY**

- 1966 — \*Packers, 35-10 (LA, Jan. 15, 1967)
- 1973 — Tie, 10-10 (Milw, Oct. 14)
- 1977 — Chiefs, 20-10 (KC, Nov. 6)
- 1987 — Packers, 23-3 (KC, Nov. 22)
- 1989 — Chiefs, 21-3 (GB, Dec. 10)
- 1990 — Chiefs, 17-3 (GB, Sept. 23)
- 1993 — Chiefs, 23-16 (KC, Nov. 8)
- 1996 — Chiefs, 27-20 (KC, Nov. 10)
- 2003 — Chiefs, 40-34 OT (GB, Oct. 12)
- 2007 — Packers, 33-22 (KC, Nov. 4)
- 2011 — Chiefs, 19-14 (KC, Dec. 18)
- 2015 — Packers, 38-28 (GB, Sept. 28)

\**Super Bowl I*

**L.A. CHARGERS\***

- 1970 — Packers, 22-20 (SD, Oct. 12)
- 1974 — Packers, 34-0 (GB, Nov. 24)
- 1978 — Packers, 24-3 (SD, Sept. 24)
- 1984 — Chargers, 34-28 (GB, Oct. 7)
- 1993 — Packers, 20-13 (SD, Dec. 12)
- 1996 — Packers, 42-10 (GB, Sept. 15)
- 1999 — Packers, 31-3 (SD, Oct. 24)

**L.A. CHARGERS** *continued*

2003 — Packers, 38-21 (SD, Dec. 14)  
 2007 — Packers, 31-24 (GB, Sept. 23)  
 2011 — Packers, 45-38 (SD, Nov. 6)  
 2015 — Packers, 27-20 (GB, Oct. 18)  
*\*Franchise located in San Diego prior to 2017;  
 in Los Angeles prior to 1961*

**L. A. RAMS\***

1937 — Packers, 35-10 (C, Oct. 17)  
 Packers, 35-7 (GB, Oct. 24)  
 1938 — Packers, 26-17 (GB, Sept. 11)  
 Packers, 28-7 (C, Oct. 30)  
 1939 — Rams, 27-24 (GB, Oct. 1)  
 Packers, 7-6 (C, Nov. 26)  
 1940 — Packers, 31-14 (GB, Oct. 13)  
 Tie, 13-13 (C, Dec. 1)  
 1941 — Packers, 24-7 (Milw, Sept. 21)  
 Packers, 17-14 (C, Oct. 19)  
 1942 — Packers, 45-28 (GB, Oct. 18)  
 Packers, 30-12 (C, Nov. 8)  
 1944 — Packers, 30-21 (GB, Oct. 22)  
 Packers, 42-7 (C, Nov. 12)  
 1945 — Rams, 27-14 (GB, Oct. 14)  
 Rams, 20-7 (C, Nov. 11)  
 1946 — Rams, 21-17 (Milw, Oct. 17)  
 Rams, 38-17 (LA, Dec. 8)  
 1947 — Packers, 17-14 (Milw, Oct. 5)  
 Packers, 30-10 (LA, Nov. 30)  
 1948 — Packers, 16-0 (GB, Oct. 17)  
 Rams, 24-10 (LA, Nov. 28)  
 1949 — Rams, 48-7 (GB, Oct. 2)  
 Rams, 35-7 (LA, Oct. 23)  
 1950 — Rams, 45-14 (Milw, Nov. 12)  
 Rams, 51-14 (LA, Dec. 3)  
 1951 — Rams, 28-0 (Milw, Oct. 21)  
 Rams, 42-14 (LA, Dec. 16)  
 1952 — Rams, 30-28 (Milw, Oct. 12)  
 Rams, 45-27 (LA, Dec. 7)  
 1953 — Rams, 38-20 (Milw, Oct. 11)  
 Rams, 33-17 (LA, Dec. 12)  
 1954 — Packers, 35-17 (Milw, Oct. 17)  
 Rams, 35-27 (LA, Dec. 12)  
 1955 — Packers, 30-28 (Milw, Oct. 16)  
 Rams, 31-17 (LA, Dec. 11)  
 1956 — Packers, 42-17 (Milw, Oct. 21)  
 Rams, 49-21 (LA, Dec. 16)  
 1957 — Rams, 31-27 (Milw, Nov. 17)  
 Rams, 42-17 (LA, Dec. 8)  
 1958 — Rams, 20-7 (GB, Nov. 16)  
 Rams, 34-20 (LA, Dec. 14)  
 1959 — Rams, 45-6 (Milw, Oct. 18)  
 Packers, 38-20 (LA, Dec. 6)  
 1960 — Rams, 33-31 (Milw, Nov. 20)  
 Packers, 35-21 (LA, Dec. 17)  
 1961 — Packers, 35-17 (GB, Nov. 19)  
 Packers, 24-17 (LA, Dec. 17)  
 1962 — Packers, 41-10 (Milw, Dec. 2)  
 Packers, 20-17 (LA, Dec. 16)  
 1963 — Packers, 42-10 (GB, Oct. 6)  
 Packers, 31-14 (LA, Dec. 7)  
 1964 — Rams, 27-17 (Milw, Oct. 25)  
 Tie, 24-24 (LA, Dec. 13)  
 1965 — Packers, 6-3 (Milw, Nov. 14)  
 Rams, 21-10 (LA, Nov. 28)  
 1966 — Packers, 24-13 (GB, Sept. 25)  
 Packers, 27-23 (LA, Dec. 18)  
 1967 — Rams, 27-24 (LA, Dec. 9)  
 \*Packers, 28-7 (Milw, Dec. 23)  
 1968 — Rams, 16-14 (Milw, Oct. 13)  
 1969 — Rams, 34-21 (LA, Oct. 19)  
 1970 — Rams, 31-21 (GB, Oct. 18)  
 1971 — Rams, 30-13 (LA, Oct. 24)  
 1973 — Rams, 24-7 (LA, Oct. 21)  
 1974 — Packers, 17-6 (Milw, Oct. 13)  
 1975 — Rams, 22-5 (LA, Dec. 14)  
 1977 — Rams, 24-6 (Milw, Nov. 13)  
 1978 — Rams, 31-14 (LA, Dec. 17)  
 1980 — Rams, 51-21 (LA, Sept. 21)  
 1981 — Rams, 35-23 (LA, Sept. 20)  
 1982 — Packers, 35-23 (Milw, Sept. 12)  
 1983 — Packers, 27-24 (Milw, Sept. 18)  
 1984 — Packers, 31-6 (Milw, Nov. 18)  
 1985 — Rams, 34-17 (LA, Nov. 24)  
 1988 — Rams, 34-7 (GB, Sept. 4)

1989 — Rams, 41-38 (LA, Sept. 24)  
 1990 — Packers, 36-24 (GB, Sept. 9)  
 1991 — Rams, 23-21 (LA, Sept. 29)  
 1992 — Packers, 28-13 (GB, Dec. 20)  
 1993 — Packers, 36-6 (Milw, Sept. 5)  
 1994 — Packers, 24-17 (GB, Oct. 9)  
 1995 — Rams, 17-14 (GB, Sept. 3)  
 1996 — Packers, 24-9 (StL, Nov. 24)  
 1997 — Packers, 17-7 (GB, Nov. 9)  
 2001 — +Rams, 45-17 (StL, Jan. 20, 2002)  
 2003 — Rams, 34-24 (StL, Oct. 19)  
 2004 — Packers, 45-17 (GB, Nov. 29)  
 2006 — Rams, 23-20 (GB, Oct. 8)  
 2007 — Packers, 33-14 (StL, Dec. 16)  
 2009 — Packers, 36-17 (StL, Sept. 27)  
 2011 — Packers, 24-3 (GB, Oct. 16)  
 2012 — Packers, 30-20 (StL, Oct. 21)  
 2015 — Packers, 24-10 (GB, Oct. 11)

*\*Franchise located in St. Louis prior to 2016; in Los Angeles prior to 1995; in Cleveland prior to 1946*

*\*\*Western Conference Championship  
 +NFC Divisional Playoff*

**MIAMI**

1971 — Dolphins, 27-6 (Mia, Dec. 19)  
 1975 — Dolphins, 31-7 (GB, Oct. 5)  
 1979 — Dolphins, 37-7 (Mia, Oct. 28)  
 1985 — Dolphins, 34-24 (GB, Dec. 8)  
 1988 — Dolphins, 24-17 (Mia, Sept. 18)  
 1989 — Dolphins, 23-20 (Mia, Oct. 22)  
 1991 — Dolphins, 16-13 (Mia, Sept. 22)  
 1994 — Dolphins, 24-14 (Milw, Sept. 11)  
 1997 — Packers, 23-18 (GB, Sept. 14)  
 2000 — Dolphins, 28-20 (Mia, Oct. 29)  
 2002 — Packers, 24-10 (GB, Nov. 4)  
 2006 — Packers, 34-24 (Mia, Oct. 22)  
 2010 — Dolphins, 23-20 OT (GB, Oct. 17)  
 2014 — Packers, 27-24 (Mia, Oct. 12)

**MINNESOTA**

1961 — Packers, 33-7 (Minn, Oct. 22)  
 Packers, 28-10 (Milw, Oct. 29)  
 1962 — Packers, 34-7 (GB, Sept. 16)  
 Packers, 48-21 (Minn, Oct. 14)  
 1963 — Packers, 37-28 (Minn, Oct. 13)  
 Packers, 28-7 (GB, Nov. 10)  
 1964 — Vikings, 24-23 (GB, Oct. 4)  
 Packers, 42-13 (Minn, Nov. 1)  
 1965 — Packers, 38-13 (Minn, Nov. 21)  
 Packers, 24-19 (GB, Dec. 5)  
 1966 — Vikings, 20-17 (Minn, Nov. 6)  
 Packers, 28-16 (Minn, Nov. 27)  
 1967 — Vikings, 10-7 (Milw, Oct. 15)  
 Packers, 30-27 (Minn, Dec. 3)  
 1968 — Vikings, 26-13 (Milw, Sept. 22)  
 Vikings, 14-10 (Minn, Nov. 10)  
 1969 — Vikings, 19-7 (Minn, Oct. 5)  
 Vikings, 9-7 (Milw, Nov. 16)

1970 — Packers, 13-10 (Milw, Oct. 4)  
 Vikings, 10-3 (Minn, Nov. 22)  
 1971 — Vikings, 24-13 (GB, Oct. 17)  
 Vikings, 3-0 (Minn, Nov. 14)  
 1972 — Vikings, 27-13 (GB, Oct. 29)  
 Packers, 23-7 (Minn, Dec. 10)  
 1973 — Vikings, 11-3 (Minn, Sept. 30)  
 Vikings, 31-7 (GB, Dec. 8)  
 1974 — Vikings, 32-17 (GB, Sept. 15)  
 Packers, 19-7 (Minn, Nov. 17)  
 1975 — Vikings, 28-17 (GB, Nov. 2)  
 Vikings, 24-3 (Minn, Dec. 7)  
 1976 — Vikings, 17-10 (Milw, Nov. 21)  
 Vikings, 20-9 (Minn, Dec. 5)  
 1977 — Vikings, 19-7 (Minn, Oct. 2)  
 Vikings, 13-6 (GB, Nov. 27)  
 1978 — Vikings, 21-7 (Minn, Oct. 22)  
 Tie, 10-10 OT (GB, Nov. 26)  
 1979 — Vikings, 27-21 OT (Minn, Sept. 23)  
 Packers, 19-7 (Milw, Nov. 11)  
 1980 — Packers, 16-3 (GB, Oct. 26)  
 Packers, 25-13 (Minn, Nov. 23)  
 1981 — Vikings, 30-13 (Milw, Sept. 27)  
 Packers, 35-23 (Minn, Nov. 29)  
 1982 — Packers, 26-7 (Milw, Nov. 21)  
 1983 — Vikings, 20-17 OT (GB, Oct. 23)  
 Packers, 29-21 (Minn, Nov. 13)  
 1984 — Packers, 45-17 (Milw, Nov. 11)  
 Packers, 38-14 (Minn, Dec. 16)  
 1985 — Packers, 20-17 (Milw, Oct. 13)  
 Packers, 27-17 (Minn, Nov. 10)  
 1986 — Vikings, 42-7 (Minn, Sept. 28)  
 Vikings, 32-6 (GB, Dec. 7)  
 1987 — Packers, 23-16 (Minn, Oct. 4)  
 Packers, 16-10 (Milw, Dec. 13)  
 1988 — Packers, 34-14 (Minn, Oct. 16)  
 Packers, 18-6 (GB, Dec. 11)  
 1989 — Vikings, 26-14 (Minn, Oct. 15)  
 Packers, 20-19 (Milw, Nov. 26)  
 1990 — Packers, 24-10 (Milw, Oct. 28)  
 Vikings, 23-7 (Minn, Dec. 2)  
 1991 — Vikings, 35-21 (GB, Nov. 17)  
 Packers, 27-7 (Minn, Dec. 21)  
 1992 — Vikings, 23-20 OT (GB, Sept. 6)  
 Vikings, 27-7 (Minn, Dec. 27)  
 1993 — Vikings, 15-13 (Minn, Sept. 26)  
 Vikings, 21-17 (Milw, Dec. 19)  
 1994 — Packers, 16-10 (GB, Sept. 4)  
 Vikings, 13-10 OT (Minn, Oct. 20)  
 1995 — Packers, 38-21 (GB, Oct. 22)  
 Vikings, 27-24 (Minn, Nov. 5)  
 1996 — Vikings, 30-21 (Minn, Sept. 22)  
 Packers, 38-10 (GB, Dec. 22)  
 1997 — Packers, 38-32 (GB, Sept. 21)  
 Packers, 27-11 (Minn, Dec. 1)  
 1998 — Vikings, 37-24 (GB, Oct. 5)  
 Vikings, 28-14 (Minn, Nov. 22)  
 1999 — Packers, 23-20 (GB, Sept. 26)  
 Vikings, 24-20 (Minn, Dec. 20)



MINNESOTA *continued*

- 2000 — Packers, 26-20 OT (GB, Nov. 6)  
Packers, 31-21 (Minn, Dec. 17)
- 2001 — Vikings, 35-13 (Minn, Oct. 21)  
Packers, 24-13 (GB, Dec. 30)
- 2002 — Vikings, 31-21 (Minn, Nov. 17)  
Packers, 26-22 (GB, Dec. 8)
- 2003 — Vikings, 30-27 (GB, Sept. 7)  
Packers, 30-27 (Minn, Nov. 2)
- 2004 — Packers, 34-31 (GB, Nov. 14)  
Packers, 34-31 (Minn, Dec. 24)  
\*Vikings, 31-17 (GB, Jan. 9, 2005)
- 2005 — Vikings, 23-20 (Minn, Oct. 23)  
Vikings, 20-17 (GB, Nov. 21)
- 2006 — Packers, 23-17 (Minn, Nov. 12)  
Packers, 9-7 (GB, Dec. 21)
- 2007 — Packers, 23-16 (Minn, Sept. 30)  
Packers, 34-0 (GB, Nov. 11)
- 2008 — Packers, 24-19 (GB, Sept. 8)  
Vikings, 28-27 (Minn, Nov. 9)
- 2009 — Vikings, 30-23 (Minn, Oct. 5)  
Vikings, 38-26 (GB, Nov. 1)
- 2010 — Packers, 28-24 (GB, Oct. 24)  
Packers, 31-3 (Minn, Nov. 21)
- 2011 — Packers, 33-27 (Minn, Oct. 23)  
Packers, 45-7 (GB, Nov. 14)
- 2012 — Packers, 23-14 (GB, Dec. 2)  
Vikings, 37-34 (Minn, Dec. 30)  
\*Packers, 24-10 (GB, Jan. 5, 2013)
- 2013 — Packers, 44-31 (Minn, Oct. 27)  
Tie, 26-26 OT (GB, Nov. 24)
- 2014 — Packers, 42-10 (GB, Oct. 2)  
Packers, 24-21 (Minn, Nov. 23)
- 2015 — Packers, 30-13 (Minn, Nov. 22)  
Vikings, 20-13 (GB, Jan. 3, 2016)
- 2016 — Vikings, 17-14 (Minn, Sept. 18)  
Packers, 38-25 (GB, Dec. 24)
- 2017 — Vikings, 23-10 (Minn, Oct. 15)  
Vikings, 16-0 (GB, Dec. 23)

## \*NFC Wild Card Playoff

## NEW ENGLAND

- 1973 — Patriots, 33-24 (NE, Nov. 18)
- 1979 — Packers, 27-14 (GB, Oct. 1)
- 1985 — Patriots, 26-20 (NE, Sept. 8)
- 1988 — Packers, 45-3 (Milw, Oct. 9)
- 1994 — Patriots, 17-16 (NE, Oct. 2)
- 1996 — \*Packers, 35-21 (NO, Jan. 26, 1997)
- 1997 — Packers, 28-10 (NE, Oct. 27)
- 2002 — Packers, 28-10 (NE, Oct. 13)
- 2006 — Patriots, 35-0 (GB, Nov. 19)
- 2010 — Patriots, 31-27 (NE, Dec. 19)
- 2014 — Packers, 26-21 (GB, Nov. 30)

## \*Super Bowl XXXI

## NEW ORLEANS

- 1968 — Packers, 29-7 (Milw, Nov. 17)
- 1971 — Saints, 29-21 (Milw, Nov. 28)
- 1972 — Packers, 30-20 (NO, Dec. 17)
- 1973 — Packers, 30-10 (Milw, Dec. 2)
- 1975 — Saints, 20-19 (NO, Oct. 12)
- 1976 — Packers, 32-27 (Milw, Nov. 7)
- 1977 — Packers, 24-20 (NO, Sept. 18)
- 1978 — Packers, 28-17 (Milw, Sept. 10)
- 1979 — Packers, 28-19 (Milw, Sept. 9)
- 1981 — Packers, 35-7 (NO, Dec. 13)
- 1984 — Packers, 23-13 (NO, Nov. 4)
- 1985 — Packers, 38-14 (Milw, Nov. 17)
- 1986 — Saints, 24-10 (NO, Sept. 14)
- 1987 — Saints, 33-24 (NO, Dec. 27)
- 1989 — Packers, 35-34 (GB, Sept. 17)
- 1993 — Packers, 19-17 (NO, Nov. 14)
- 1995 — Packers, 34-23 (NO, Dec. 16)
- 2002 — Saints, 35-20 (NO, Sept. 15)
- 2005 — Packers, 52-3 (GB, Oct. 9)
- 2006 — Saints, 34-27 (GB, Sept. 17)
- 2008 — Saints, 51-29 (NO, Nov. 24)
- 2011 — Packers, 42-34 (GB, Sept. 8)
- 2012 — Packers, 28-27 (GB, Sept. 30)
- 2014 — Saints, 44-23 (NO, Oct. 26)
- 2017 — Saints, 26-17 (GB, Oct. 22)

## N. Y. GIANTS

- 1928 — Giants, 6-0 (GB, Oct. 7)  
Packers, 7-0 (NY, Nov. 18)
- 1929 — Packers, 20-6 (NY, Nov. 24)
- 1930 — Packers, 14-7 (GB, Oct. 5)  
Giants, 13-6 (NY, Nov. 23)
- 1931 — Packers, 27-7 (GB, Oct. 4)  
Packers, 14-10 (NY, Nov. 22)
- 1932 — Packers, 13-0 (GB, Oct. 2)  
Giants, 6-0 (NY, Nov. 20)
- 1933 — Giants, 10-7 (Milw, Oct. 1)  
Giants, 17-6 (NY, Nov. 26)
- 1934 — Packers, 20-6 (Milw, Sept. 30)  
Giants, 17-3 (NY, Nov. 11)
- 1935 — Packers, 16-7 (GB, Sept. 29)
- 1936 — Packers, 26-14 (NY, Nov. 22)
- 1937 — Giants, 10-0 (NY, Nov. 21)
- 1938 — Giants, 15-3 (NY, Nov. 20)  
\*Giants, 23-17 (NY, Dec. 11)
- 1939 — \*Packers, 27-0 (Milw, Dec. 10)
- 1940 — Giants, 7-3 (NY, Nov. 17)
- 1942 — Tie, 21-21 (NY, Nov. 22)
- 1943 — Packers, 35-21 (NY, Oct. 31)
- 1944 — Giants, 24-0 (NY, Nov. 19)  
\*Packers, 14-7 (NY, Dec. 17)
- 1945 — Packers, 23-14 (NY, Nov. 25)
- 1947 — Tie, 24-24 (NY, Nov. 23)
- 1948 — Giants, 49-3 (Milw, Nov. 21)
- 1949 — Giants, 30-10 (GB, Nov. 13)
- 1952 — Packers, 17-3 (NY, Nov. 16)
- 1957 — Giants, 31-17 (GB, Nov. 3)
- 1959 — Giants, 20-3 (NY, Nov. 1)
- 1961 — Packers, 20-17 (Milw, Dec. 3)  
\*Packers, 37-0 (GB, Dec. 31)
- 1962 — \*Packers, 16-7 (NY, Dec. 30)
- 1967 — Packers, 48-21 (NY, Oct. 22)
- 1969 — Packers, 20-10 (Milw, Nov. 30)
- 1971 — Giants, 42-40 (GB, Sept. 19)
- 1973 — Packers, 16-14 (New Haven, Oct. 7)
- 1975 — Packers, 40-14 (Milw, Nov. 23)
- 1980 — Giants, 27-21 (NY, Nov. 16)
- 1981 — Packers, 27-14 (NY, Oct. 4)  
Packers, 26-24 (Milw, Nov. 8)
- 1982 — Packers, 27-19 (NY, Sept. 20)
- 1983 — Giants, 27-3 (NY, Sept. 26)
- 1985 — Packers, 23-20 (GB, Sept. 15)
- 1986 — Giants, 55-24 (NY, Dec. 20)
- 1987 — Giants, 20-10 (NY, Dec. 19)
- 1992 — Giants, 27-7 (NY, Nov. 8)
- 1995 — Packers, 14-6 (GB, Sept. 17)
- 1998 — Packers, 37-3 (NY, Nov. 15)
- 2001 — Packers, 34-25 (NY, Jan. 6, 2002)
- 2004 — Giants, 14-7 (GB, Oct. 3)
- 2007 — Packers, 35-13 (NY, Sept. 16)  
\*Giants, 23-20 OT (GB, Jan. 20, 2008)
- 2010 — Packers, 45-17 (GB, Dec. 26)
- 2011 — Packers, 38-35 (NY, Dec. 4)  
+Giants, 37-20 (GB, Jan. 15, 2012)
- 2012 — Giants, 38-10 (NY, Nov. 25)
- 2013 — Giants, 27-13 (NY, Nov. 17)
- 2016 — Packers, 23-16 (GB, Oct. 9)  
++Packers, 38-13 (GB, Jan. 8, 2017)

## \*NFL Championship

## \*\*NFC Championship

## +NFC Divisional Playoff

## ++NFC Wild Card Playoff

## N. Y. JETS

- 1973 — Packers, 23-7 (Milw, Sept. 17)
- 1979 — Jets, 27-22 (GB, Nov. 4)
- 1981 — Jets, 28-3 (NY, Dec. 20)
- 1982 — Jets, 15-13 (NY, Nov. 28)
- 1985 — Jets, 24-3 (Milw, Sept. 22)
- 1991 — Jets, 19-16 OT (NY, Nov. 3)
- 1994 — Packers, 17-10 (GB, Nov. 13)
- 2000 — Jets, 20-16 (GB, Sept. 3)
- 2002 — Jets, 42-17 (NY, Dec. 29)
- 2006 — Jets, 38-10 (GB, Dec. 3)
- 2010 — Packers, 9-0 (NY, Oct. 31)
- 2014 — Packers, 31-24 (GB, Sept. 14)

## OAKLAND\*

- 1967 — \*Packers, 33-14 (Mia, Jan. 14, 1968)
- 1972 — Raiders, 20-14 (GB, Sept. 24)
- 1976 — Raiders, 18-14 (O, Oct. 24)

- 1978 — Raiders, 28-3 (GB, Sept. 17)
- 1984 — Raiders, 28-7 (LA, Sept. 9)
- 1987 — Raiders, 20-0 (GB, Sept. 13)
- 1990 — Packers, 29-16 (LA, Nov. 11)
- 1993 — Packers, 28-0 (GB, Dec. 26)
- 1999 — Packers, 28-24 (GB, Sept. 12)
- 2003 — Packers, 41-7 (O, Dec. 22)
- 2007 — Packers, 38-7 (GB, Dec. 9)
- 2011 — Packers, 46-16 (GB, Dec. 11)
- 2015 — Packers, 30-20 (O, Dec. 20)

\*Franchise located in Los Angeles, 1982-94

\*\*Super Bowl II

## PHILADELPHIA

- 1933 — Packers, 35-9 (GB, Oct. 29)  
Packers, 10-0 (P, Dec. 3)
- 1934 — Packers, 19-6 (GB, Sept. 16)
- 1935 — Packers, 13-6 (P, Dec. 8)
- 1937 — Packers, 37-7 (Milw, Nov. 14)
- 1939 — Packers, 23-16 (P, Nov. 12)
- 1940 — Packers, 27-20 (GB, Sept. 15)
- 1942 — Packers, 7-0 (P, Nov. 29)
- 1946 — Packers, 19-7 (P, Oct. 13)
- 1947 — Eagles, 28-14 (P, Dec. 14)
- 1951 — Packers, 37-24 (GB, Oct. 14)
- 1952 — Packers, 12-10 (Milw, Nov. 2)
- 1954 — Packers, 37-14 (P, Oct. 30)
- 1958 — Packers, 38-35 (GB, Oct. 26)
- 1960 — \*Eagles, 17-13 (P, Dec. 26)
- 1962 — Packers, 49-0 (P, Nov. 11)
- 1968 — Packers, 30-13 (GB, Sept. 15)
- 1970 — Packers, 30-17 (Milw, Oct. 25)
- 1974 — Eagles, 36-14 (P, Dec. 1)
- 1976 — Packers, 28-13 (GB, Oct. 17)
- 1978 — Eagles, 10-3 (P, Nov. 5)
- 1979 — Eagles, 21-10 (GB, Nov. 25)
- 1987 — Packers, 16-10 OT (GB, Oct. 18)
- 1990 — Eagles, 31-0 (P, Dec. 16)
- 1991 — Eagles, 20-3 (GB, Sept. 1)
- 1992 — Packers, 27-24 (Milw, Nov. 15)
- 1993 — Eagles, 20-17 (GB, Sept. 12)
- 1994 — Eagles, 13-7 (P, Sept. 18)
- 1996 — Packers, 39-13 (GB, Sept. 9)
- 1997 — Eagles, 10-9 (P, Sept. 7)
- 1998 — Packers, 24-16 (GB, Nov. 29)
- 2000 — Packers, 6-3 (GB, Sept. 17)
- 2003 — Eagles, 17-14 (GB, Nov. 10)  
\*Eagles, 20-17 OT (P, Jan. 11, 2004)
- 2004 — Eagles, 47-17 (P, Dec. 5)
- 2005 — Eagles, 19-14 (P, Nov. 27)
- 2006 — Eagles, 31-9 (P, Oct. 2)
- 2007 — Packers, 16-13 (GB, Sept. 9)
- 2010 — Packers, 27-20 (P, Sept. 12)  
+Packers, 21-16 (P, Jan. 9, 2011)
- 2013 — Eagles, 27-13 (GB, Nov. 10)
- 2014 — Packers, 53-20 (GB, Nov. 16)
- 2016 — Packers, 27-13 (P, Nov. 28)

## \*NFL Championship

## \*\*NFC Divisional Playoff

## +NFC Wild Card Playoff

## PITTSBURGH\*

- 1933 — Packers, 47-0 (GB, Oct. 15)
- 1935 — Packers, 27-0 (GB, Oct. 6)  
Packers, 34-14 (P, Nov. 24)
- 1936 — Packers, 42-10 (Milw, Oct. 25)
- 1938 — Packers, 20-0 (GB, Oct. 23)
- 1940 — Packers, 24-3 (Milw, Oct. 27)
- 1941 — Packers, 54-7 (P, Nov. 23)
- 1942 — Packers, 24-21 (Milw, Dec. 6)
- 1946 — Packers, 17-7 (GB, Oct. 20)
- 1947 — Steelers, 18-17 (Milw, Nov. 2)
- 1948 — Steelers, 38-7 (P, Nov. 7)
- 1949 — Steelers, 30-7 (Milw, Nov. 20)
- 1951 — Packers, 35-33 (Milw, Oct. 7)  
Steelers, 28-7 (P, Nov. 11)
- 1953 — Steelers, 31-14 (P, Oct. 24)
- 1954 — Steelers, 21-20 (GB, Sept. 26)
- 1957 — Packers, 27-10 (P, Nov. 24)
- 1960 — Packers, 19-13 (P, Oct. 30)
- 1963 — Packers, 33-14 (Milw, Nov. 3)
- 1965 — Packers, 41-9 (P, Sept. 19)
- 1967 — Steelers, 24-17 (GB, Dec. 17)
- 1969 — Packers, 38-34 (P, Nov. 2)
- 1970 — Packers, 20-12 (P, Dec. 6)



**PITTSBURGH** *continued*

1975 — Steelers, 16-13 (Milw, Oct. 26)  
 1980 — Steelers, 22-20 (P, Nov. 2)  
 1983 — Steelers, 25-21 (GB, Sept. 11)  
 1986 — Steelers, 27-3 (P, Nov. 2)  
 1992 — Packers, 17-3 (GB, Sept. 27)  
 1995 — Packers, 24-19 (GB, Dec. 24)  
 1998 — Steelers, 27-20 (P, Nov. 9)  
 2005 — Steelers, 20-10 (GB, Nov. 6)  
 2009 — Steelers, 37-36 (P, Dec. 20)  
 2010 — \*\*Packers, 31-25 (N.Tex, Feb. 6, 2011)  
 2013 — Steelers, 38-31 (GB, Dec. 22)  
 2017 — Steelers, 31-28 (P, Nov. 26)  
*\*Steelers known as Pirates prior to 1940*  
*\*\*Super Bowl XLV*

**SAN FRANCISCO**

1950 — Packers, 25-21 (GB, Nov. 26)  
 49ers, 30-14 (SF, Dec. 10)  
 1951 — 49ers, 31-19 (SF, Dec. 9)  
 1952 — 49ers, 24-14 (SF, Dec. 14)  
 1953 — 49ers, 37-7 (Milw, Nov. 22)  
 49ers, 48-14 (SF, Dec. 6)  
 1954 — 49ers, 23-17 (Milw, Oct. 10)  
 49ers, 35-0 (SF, Dec. 5)  
 1955 — Packers, 27-21 (Milw, Nov. 20)  
 Packers, 28-27 (SF, Dec. 4)  
 1956 — 49ers, 17-16 (GB, Nov. 18)  
 49ers, 38-20 (SF, Dec. 8)  
 1957 — 49ers, 24-14 (Milw, Oct. 20)  
 49ers, 27-20 (SF, Dec. 15)  
 1958 — 49ers, 33-12 (Milw, Nov. 23)  
 49ers, 48-21 (SF, Dec. 2)  
 1959 — Packers, 21-20 (GB, Oct. 11)  
 Packers, 36-14 (SF, Dec. 13)  
 1960 — Packers, 41-14 (Milw, Oct. 23)  
 Packers, 13-0 (SF, Dec. 10)  
 1961 — Packers, 30-10 (GB, Sept. 24)  
 49ers, 22-21 (SF, Dec. 10)  
 1962 — Packers, 31-13 (Milw, Oct. 21)  
 Packers, 31-21 (SF, Dec. 9)  
 1963 — Packers, 28-10 (Milw, Nov. 24)  
 Packers, 21-17 (SF, Dec. 14)  
 1964 — Packers, 24-14 (Milw, Oct. 11)  
 49ers, 24-14 (SF, Nov. 15)  
 1965 — Packers, 27-10 (GB, Oct. 10)  
 Tie, 24-24 (SF, Dec. 19)  
 1966 — 49ers, 21-20 (SF, Oct. 9)  
 Packers, 20-7 (Milw, Dec. 4)  
 1967 — Packers, 13-0 (GB, Nov. 19)  
 1968 — 49ers, 27-20 (SF, Dec. 1)  
 1969 — Packers, 14-7 (Milw, Sept. 28)  
 1970 — 49ers, 26-10 (SF, Nov. 1)  
 1972 — Packers, 34-24 (Milw, Nov. 5)  
 1973 — 49ers, 20-6 (SF, Nov. 22)  
 1974 — 49ers, 7-6 (SF, Dec. 8)  
 1976 — 49ers, 26-14 (GB, Sept. 12)  
 1977 — Packers, 16-14 (Milw, Dec. 18)  
 1980 — Packers, 23-16 (Milw, Nov. 9)  
 1981 — 49ers, 13-3 (Milw, Oct. 18)  
 1986 — 49ers, 31-17 (Milw, Oct. 26)  
 1987 — 49ers, 23-12 (GB, Dec. 6)  
 1989 — Packers, 21-17 (SF, Nov. 19)  
 1990 — 49ers, 24-10 (GB, Nov. 4)  
 1995 — \*Packers, 27-17 (SF, Jan. 6, 1996)  
 1996 — Packers, 23-20 OT (GB, Oct. 14)  
 \*Packers, 35-14 (GB, Jan. 4, 1997)  
 1997 — \*\*Packers, 23-10 (SF, Jan. 11, 1998)  
 1998 — Packers, 36-22 (GB, Nov. 1)  
 +49ers, 30-27 (SF, Jan. 3, 1999)  
 1999 — Packers, 20-3 (SF, Nov. 29)  
 2000 — Packers, 31-28 (GB, Oct. 15)  
 2001 — +Packers, 25-15 (GB, Jan. 13, 2002)  
 2002 — Packers, 20-14 (SF, Dec. 15)  
 2003 — Packers, 20-10 (GB, Nov. 23)  
 2006 — Packers, 30-19 (SF, Dec. 10)  
 2009 — Packers, 30-24 (GB, Nov. 22)  
 2010 — Packers, 34-16 (GB, Dec. 5)  
 2012 — 49ers, 30-22 (GB, Sept. 9)  
 \*49ers, 45-31 (SF, Jan. 12, 2013)

2013 — 49ers, 34-28 (SF, Sept. 8)  
 +49ers, 23-20 (GB, Jan. 5, 2014)  
 2015 — Packers, 17-3 (SF, Oct. 4)

*\*\*NFC Divisional Playoff*  
*\*NFC Championship*  
*+NFC Wild Card Playoff*

**SEATTLE**

1976 — Packers, 27-20 (Milw, Oct. 10)  
 1978 — Packers, 45-28 (Milw, Oct. 15)  
 1981 — Packers, 34-24 (GB, Nov. 1)  
 1984 — Seahawks, 30-24 (Milw, Oct. 21)  
 1987 — Seahawks, 24-13 (S, Nov. 15)  
 1990 — Seahawks, 20-14 (Milw, Dec. 9)  
 1996 — Packers, 31-10 (SF, Sept. 9)  
 1999 — Seahawks, 27-7 (GB, Nov. 1)  
 2003 — Packers, 35-13 (GB, Oct. 5)  
 \*Packers, 33-27 OT (GB, Jan. 4, 2004)  
 2005 — Packers, 23-17 (GB, Jan. 1, 2006)  
 2006 — Seahawks, 34-24 (S, Nov. 27)  
 2007 — \*\*Packers, 42-20 (GB, Jan. 12, 2008)  
 2008 — Packers, 27-17 (S, Oct. 12)  
 2009 — Packers, 48-10 (GB, Dec. 27)  
 2012 — Seahawks, 14-12 (S, Sept. 24)  
 2014 — Seahawks, 36-16 (S, Sept. 4)  
 +Seahawks, 28-22 OT (S, Jan. 18, 2015)

2015 — Packers, 27-17 (GB, Sept. 20)  
 2016 — Packers, 38-10 (GB, Dec. 11)  
 2017 — Packers, 17-9 (GB, Sept. 10)

*\*\*NFC Wild Card Playoff*  
*\*NFC Divisional Playoff*  
*+NFC Championship*

**TAMPA BAY**

1977 — Packers, 13-0 (TB, Oct. 23)  
 1978 — Packers, 9-7 (GB, Oct. 29)  
 Packers, 17-7 (TB, Dec. 3)  
 1979 — Buccaneers, 21-10 (GB, Sept. 16)  
 Buccaneers, 21-3 (TB, Oct. 21)  
 1980 — Tie, 14-14 OT (TB, Oct. 12)  
 Buccaneers, 20-17 (Milw, Nov. 30)  
 1981 — Buccaneers, 21-10 (GB, Oct. 11)  
 Buccaneers, 37-3 (TB, Nov. 22)  
 1983 — Packers, 55-14 (GB, Oct. 2)  
 Packers, 12-9 OT (TB, Dec. 12)  
 1984 — Buccaneers, 30-27 OT (TB, Sept. 30)  
 Packers, 27-14 (GB, Dec. 2)  
 1985 — Packers, 21-0 (GB, Dec. 1)  
 Packers, 20-17 (TB, Dec. 22)  
 1986 — Packers, 31-7 (Milw, Nov. 16)  
 Packers, 21-7 (TB, Dec. 14)  
 1987 — Buccaneers, 23-17 (Milw, Nov. 1)  
 1988 — Buccaneers, 13-10 (GB, Sept. 11)  
 Buccaneers, 27-24 (TB, Oct. 2)  
 1989 — Buccaneers, 23-21 (GB, Sept. 10)  
 Packers, 17-16 (TB, Dec. 3)  
 1990 — Buccaneers, 26-14 (TB, Oct. 14)  
 Packers, 20-10 (Milw, Nov. 25)  
 1991 — Packers, 15-13 (GB, Sept. 15)  
 Packers, 27-0 (TB, Oct. 27)  
 1992 — Buccaneers, 31-3 (TB, Sept. 13)  
 Packers, 19-14 (Milw, Nov. 29)  
 1993 — Packers, 37-14 (TB, Oct. 24)  
 Packers, 13-10 (GB, Nov. 28)  
 1994 — Packers, 30-3 (GB, Sept. 25)  
 Packers, 34-19 (TB, Dec. 24)  
 1995 — Packers, 35-13 (GB, Nov. 26)  
 Buccaneers, 13-10 OT (TB, Dec. 10)  
 1996 — Packers, 34-3 (TB, Sept. 1)  
 Packers, 13-7 (GB, Oct. 27)  
 1997 — Packers, 21-16 (GB, Oct. 5)  
 Packers, 17-6 (TB, Dec. 7)  
 \*Packers, 21-7 (GB, Jan. 4, 1998)  
 1998 — Packers, 23-15 (GB, Sept. 13)  
 Buccaneers, 24-22 (TB, Dec. 7)  
 1999 — Packers, 26-23 (GB, Oct. 10)  
 Buccaneers, 29-10 (TB, Dec. 26)  
 2000 — Buccaneers, 20-15 (TB, Nov. 12)  
 Packers, 17-14 OT (GB, Dec. 24)  
 2001 — Buccaneers, 14-10 (TB, Oct. 7)  
 Packers, 21-20 (GB, Nov. 4)  
 2002 — Buccaneers, 21-7 (TB, Nov. 24)

2003 — Packers, 20-13 (TB, Nov. 16)  
 2005 — Buccaneers, 17-16 (GB, Sept. 25)  
 2008 — Buccaneers, 30-21 (TB, Sept. 28)  
 2009 — Buccaneers, 38-28 (TB, Nov. 8)  
 2011 — Packers, 35-26 (GB, Nov. 20)  
 2014 — Packers, 20-3 (TB, Dec. 21)  
 2017 — Packers, 26-20 OT (GB, Dec. 3)  
*\*NFC Divisional Playoff*

**TENNESSEE\***

1972 — Packers, 23-10 (H, Nov. 19)  
 1977 — Oilers, 16-10 (GB, Sept. 25)  
 1980 — Oilers, 22-3 (GB, Dec. 14)  
 1983 — Packers, 41-38 OT (H, Sept. 4)  
 1986 — Oilers, 31-3 (GB, Sept. 7)  
 1992 — Packers, 16-14 (H, Dec. 13)  
 1998 — Packers, 30-22 (GB, Dec. 20)  
 2001 — Titans, 26-20 (T, Dec. 16)  
 2004 — Titans, 48-27 (GB, Oct. 11)  
 2008 — Titans, 19-16 OT (T, Nov. 2)  
 2012 — Packers, 55-7 (GB, Dec. 23)  
 2016 — Titans, 47-25 (T, Nov. 13)  
*\*Franchise located in Houston prior to 1997; known as Oilers prior to 1999*

**WASHINGTON\***

1932 — Packers, 21-0 (B, Nov. 13)  
 1933 — Tie, 7-7 (GB, Sept. 17)  
 Redskins, 20-7 (B, Nov. 19)  
 1934 — Packers, 10-0 (B, Nov. 4)  
 1936 — Packers, 31-2 (GB, Oct. 11)  
 Packers, 7-3 (B, Nov. 8)  
 \*\*Packers, 21-6 (N.Y., Dec. 13)  
 1937 — Redskins, 14-6 (W, Nov. 28)  
 1939 — Packers, 24-14 (Milw, Oct. 29)  
 1941 — Packers, 22-17 (W, Nov. 30)  
 1943 — Redskins, 33-7 (Milw, Oct. 17)  
 1946 — Packers, 20-7 (W, Dec. 1)  
 1947 — Packers, 27-10 (Milw, Oct. 19)  
 1948 — Redskins, 23-7 (Milw, Oct. 24)  
 1949 — Redskins, 30-0 (W, Dec. 4)  
 1950 — Packers, 35-21 (Milw, Sept. 24)  
 1952 — Packers, 35-20 (Milw, Oct. 5)  
 1958 — Redskins, 37-21 (W, Oct. 19)  
 1959 — Packers, 21-0 (GB, Nov. 22)  
 1968 — Packers, 27-7 (W, Nov. 24)  
 1972 — Redskins, 21-16 (W, Nov. 26)  
 +Redskins, 16-3 (W, Dec. 24)  
 1974 — Redskins, 17-6 (GB, Nov. 3)  
 1977 — Redskins, 10-9 (W, Nov. 21)  
 1979 — Redskins, 37-21 (W, Dec. 2)  
 1983 — Packers, 48-47 (GB, Oct. 17)  
 1986 — Redskins, 16-7 (GB, Nov. 9)  
 1988 — Redskins, 20-17 (Milw, Oct. 23)  
 2001 — Packers, 37-0 (GB, Sept. 24)  
 2002 — Packers, 30-9 (GB, Oct. 20)  
 2004 — Packers, 28-14 (W, Oct. 31)  
 2007 — Packers, 17-14 (GB, Oct. 14)  
 2010 — Redskins, 16-13 OT (W, Oct. 10)  
 2013 — Packers, 38-20 (GB, Sept. 15)  
 2015 — ++Packers, 35-18 (W, Jan. 10)  
 2016 — Redskins, 42-24 (W, Nov. 20)  
*\*Franchise located in Boston prior to 1937; known as Braves prior to 1933*  
*\*\*NFL Championship*  
*+NFC Divisional Playoff*  
*++NFC Wild Card Playoff*

**RESULTS BY TEAM**  
 Community  
 Admin & Coaches  
 Veterans  
 Draft & Free Agents  
 2017 Review  
 Packers vs. NFL  
 Lambeau Field  
 Misc.



Non-league games are indicated by an asterisk (\*). Beginning with 1921, the Packers' first season in the National Football League, non-league game results are not reflected in won-lost record, nor in seasonal totals of points for, points against and attendance. From 1920-71, tie games were not included in winning percentage. Overtime games are indicated by the "+" symbol. The Packers' league-high 13 NFL championship seasons are highlighted in gold.

## 1919 (10-1-0, .909)

Head Coach: Earl "Curly" Lambeau		GB	Opp	Attend
S 14	Menominee North End A.C....	W	53	0
S 21	Marinette Northerners.....	W	61	0
S 28	New London.....	W	54	0
O 5	Sheboygan Company C.....	W	87	0
O 12	Racine.....	W	76	6
O 19	@ Ishpeming.....	W	33	0
O 26	Oshkosh Professionals.....	W	85	0
N 2	Milwaukee Maple Leaf A.C....	W	53	0
N 9	Chicago Chilar A.C.....	W	46	0
N 16	@ Stambaugh Miners.....	W	17	0
N 23	@ Beloit Professionals.....	L	0	6
<b>Home: 8-0</b>		<b>Way: 2-1</b>	<b>565</b>	<b>12</b>

## 1920 (9-1-1, .900)

Head Coach: Earl "Curly" Lambeau		GB	Opp	Attend
S 26	Chicago Boosters.....	T	3	3
O 3	Kaukauna American Legion....	W	56	0
O 10	Stambaugh Miners.....	W	3	0
O 17	Marinette Professionals.....	W	25	0
O 24	De Pere.....	W	62	0
O 31	Beloit Fairies.....	W	7	0
N 7	Milwaukee All-Stars.....	W	9	0
N 14	@ Beloit Fairies.....	L	3	14
N 21	Menominee Professionals.....	W	19	7
N 25	Stambaugh Miners.....	W	14	0
N 28	Milwaukee Lapham A.C.....	W	26	0
<b>Home: 9-0-1</b>		<b>Way: 0-1</b>	<b>227</b>	<b>24</b>

## 1921 (3-2-1, .600)

Sixth (tie), American Professional Football Assoc.

Head Coach: Earl "Curly" Lambeau		GB	Opp	Attend
O 23	Minneapolis Marines.....	W	7	6
O 30	Rock Island Independents.....	L	3	13
N 6	Evansville Crimson Giants....	W	43	6
N 13	Hammond Pros.....	W	14	7
N 20	@ Chicago Cardinals.....	T	3	3
N 27	@ Chicago Staleys.....	L	0	20
*D 4	Racine Legion (@ Milw).....	T	3	3
<b>Home: 3-1</b>		<b>Way: 0-1-1 (9,000)</b>	<b>70</b>	<b>55</b>

## 1922 (4-3-3, .571)

Seventh (tie), National Football League

Head Coach: Earl "Curly" Lambeau		GB	Opp	Attend
O 1	@ Rock Island Independents..	L	14	19
O 8	Racine Legion.....	L	6	10
O 15	@ Chicago Cardinals.....	L	3	16
O 22	@ Milwaukee Badgers.....	T	0	0
O 29	Rock Island Independents.....	T	0	0
N 5	Columbus Panhandles.....	W	3	0
N 12	Minneapolis Marines.....	W	14	6
N 19	@ Racine Legion.....	T	3	3
N 26	Milwaukee Badgers.....	W	13	0
*N 30	Duluth Kelleys.....	W	10	0
D 3	Racine Legion (@ Milw).....	W	14	0
<b>Home: 3-1-1</b>		<b>Way: 0-2-2 (16,000)</b>	<b>70</b>	<b>54</b>
<b>Neutral: 1-0 (4,500)</b>				

## 1923 (7-2-1, .778)

Third (tie), National Football League

Head Coach: Earl "Curly" Lambeau		GB	Opp	Attend
S 30	Minneapolis Marines.....	W	12	0
O 7	St. Louis All-Stars.....	T	0	0
O 14	Chicago Bears.....	L	0	3
O 21	Milwaukee Badgers.....	W	12	0
O 28	Racine Legion.....	L	3	24
N 4	@ St. Louis All-Stars.....	W	3	0
N 11	@ Racine Legion.....	W	16	0
N 18	@ Milwaukee Badgers.....	W	10	7
N 25	Duluth Kelleys.....	W	10	0
N 29	Hammond Pros.....	W	19	0
<b>Home: 4-2-1</b>		<b>Way: 3-0 (9,650)</b>	<b>85</b>	<b>34</b>

## 1924 (7-4-0, .636)

Sixth, National Football League

Head Coach: Earl "Curly" Lambeau		GB	Opp	Attend
S 28	@ Duluth Kelleys.....	L	3	6
O 5	@ Chicago Cardinals.....	L	0	3
O 12	Kansas City Blues.....	W	16	0
O 19	Milwaukee Badgers.....	W	17	0
O 26	Minneapolis Marines.....	W	19	0
N 2	Racine Legion.....	W	6	3
N 9	Duluth Kelleys.....	W	13	0
N 16	@ Milwaukee Badgers.....	W	17	10
N 23	@ Chicago Bears.....	L	0	3
N 27	@ Kansas City Blues.....	W	17	6
N 30	@ Racine Legion.....	L	0	7
		<b>108</b>	<b>38</b>	<b>34,744</b>
<b>Home: 5-0 (16,150)</b>		<b>Way: 2-4 (18,594)</b>		

## 1925 (8-5-0, .615)

Ninth, National Football League

Head Coach: Earl "Curly" Lambeau		GB	Opp	Attend
S 20	Hammond Pros.....	W	14	0
S 27	Chicago Bears.....	W	14	10
O 4	@ Rock Island Independents..	L	0	3
O 11	Milwaukee Badgers.....	W	31	0
O 18	Rock Island Independents.....	W	20	0
O 25	Rochester Jeffersons.....	W	33	13
N 1	@ Milwaukee Badgers.....	W	6	0
N 8	@ Chicago Cardinals.....	L	6	9
N 15	Dayton Triangles.....	W	7	0
N 22	@ Chicago Bears.....	L	0	21
N 26	@ Pottsville Maroons.....	L	0	31
N 28	@ Frankford Yellow Jackets...L	W	7	13
D 6	@ Providence Steam Roller..	W	13	10
		<b>151</b>	<b>110</b>	<b>60,087</b>
<b>Home: 6-0 (21,389)</b>		<b>Way: 2-5 (38,698)</b>		

## 1926 (7-3-3, .700)

Fifth, National Football League

Head Coach: Earl "Curly" Lambeau		GB	Opp	Attend
S 19	Detroit Panthers.....	W	21	0
S 26	Chicago Bears.....	T	6	6
O 3	Duluth Eskimos.....	T	0	0
O 10	Chicago Cardinals.....	L	7	13
O 17	Milwaukee Badgers.....	W	7	0
O 24	Racine Tornadoes.....	W	35	0
O 31	@ Chicago Cardinals.....	W	3	0
N 7	@ Milwaukee Badgers.....	W	21	0
N 14	Louisville Colonels.....	W	14	0
N 21	@ Chicago Bears.....	L	13	19
N 25	@ Frankford Yellow Jackets...L	14	20	10,000
N 28	@ Detroit Panthers.....	W	7	0
D 19	@ Chicago Bears.....	T	3	3
<b>Home: 4-1-2</b>		<b>Way: 3-2-1 (35,300)</b>	<b>151</b>	<b>61</b>

## 1927 (7-2-1, .778)

### Second, National Football League

Head Coach:	Earl "Curly" Lambeau	GB	Opp	Attend	
S 18	Dayton Triangles.....	W	14	0	3,600
S 25	Cleveland Bulldogs.....	W	12	7	4,500
O 2	Chicago Bears.....	L	6	7	5,500
O 9	Duluth Eskimos.....	W	20	0	4,000
O 16	Chicago Cardinals.....	W	13	0	4,500
O 23	New York Yankees.....	W	13	0	11,000
*O 30	@ Milwaukee Eagles.....	W	22	7	2,700
N 6	@ Chicago Cardinals.....	T	6	6	3,500
N 13	Dayton Triangles.....	W	6	0	2,500
N 20	@ Chicago Bears.....	L	6	14	6,000
N 24	@ Frankford Yellow Jackets..	W	17	9	9,000
			113	43	54,100

Home: 6-1 (35,600)    Away: 1-1-1 (18,500)

## 1928 (6-4-3, .600)

### Fourth, National Football League

Head Coach:	Earl "Curly" Lambeau	GB	Opp	Attend	
S 23	Frankford Yellow Jackets.....	L	9	19	6,500
S 30	Chicago Bears.....	T	12	12	8,500
O 7	New York Giants.....	L	0	6	7,000
O 14	Chicago Cardinals.....	W	20	0	4,200
O 21	@ Chicago Bears.....	W	16	6	15,000
O 28	Dayton Triangles.....	W	17	0	3,100
N 4	Pottsville Maroons.....	W	26	14	5,000
N 11	New York Yankees.....	T	0	0	5,000
N 18	@ New York Giants.....	W	7	0	12,000
N 25	@ Pottsville Maroons.....	L	0	26	1,600
N 29	@ Frankford Yellow Jackets....	L	0	2	8,000
D 2	@ Providence Steam Roller...T	7	7	9,000	
D 9	@ Chicago Bears.....	W	6	0	14,000
			120	92	98,900

Home: 3-2-2 (39,300)    Away: 3-2-1 (59,600)

## 1929 (12-0-1, 1.000)

### First, National Football League

Head Coach:	Earl "Curly" Lambeau	GB	Opp	Attend	
S 22	Dayton Triangles.....	W	9	0	5,000
S 29	Chicago Bears.....	W	23	0	13,000
O 6	Chicago Cardinals.....	W	9	2	6,000
O 13	Frankford Yellow Jackets.....	W	14	2	9,000
O 20	Minneapolis Red Jackets.....	W	24	0	6,000
O 27	@ Chicago Cardinals.....	W	7	6	8,000
N 3	@ Minneapolis Red Jackets....	W	16	6	3,000
N 10	@ Chicago Bears.....	W	14	0	13,000
N 17	@ Chicago Cardinals.....	W	12	0	10,000
N 24	@ New York Giants.....	W	20	6	25,000
N 28	@ Frankford Yellow Jackets....T	0	0	8,500	
D 1	@ Providence Steam Roller...W	25	0	6,500	
D 8	@ Chicago Bears.....	W	25	0	6,000
*D 15	@ Memphis Tigers.....	L	6	16	
			198	22	119,000

Home: 5-0 (39,000)    Away: 7-0-1 (80,000)

## 1930 (10-3-1, .769)

### First, National Football League

Head Coach:	Earl "Curly" Lambeau	GB	Opp	Attend	
S 21	Chicago Cardinals.....	W	14	0	8,000
S 28	Chicago Bears.....	W	7	0	10,000
O 5	New York Giants.....	W	14	7	11,000
O 12	Frankford Yellow Jackets.....	W	27	12	8,000
O 19	@ Minneapolis Red Jackets..W	13	0		
O 26	Minneapolis Red Jackets.....	W	19	0	6,000
N 2	Portsmouth Spartans.....	W	47	13	7,500
N 9	@ Chicago Bears.....	W	13	12	22,000
N 16	@ Chicago Cardinals.....	L	6	13	12,000
N 23	@ New York Giants.....	L	6	13	37,000
N 27	@ Frankford Yellow Jackets..W	25	7	5,000	
N 30	@ Staten Island Stapletons...W	37	7	9,500	
D 7	@ Chicago Bears.....	L	0	21	20,000
D 14	@ Portsmouth Spartans.....T	6	6	4,500	

Home: 6-0 (50,500)    Away: 4-3-1    234    111

## 1931 (12-2-0, .857)

### First, National Football League

Head Coach:	Earl "Curly" Lambeau	GB	Opp	Attend	
S 13	Cleveland Indians.....	W	26	0	5,000
S 20	Brooklyn Dodgers.....	W	32	6	7,000
S 27	Chicago Bears.....	W	7	0	13,500
O 4	New York Giants.....	W	27	7	14,000
O 11	Chicago Cardinals.....	W	26	7	8,000
O 18	Frankford Yellow Jackets.....	W	15	0	6,000
O 25	Providence Steam Roller.....	W	48	20	
N 1	@ Chicago Bears.....	W	6	2	30,000
N 8	Staten Island Stapletons.....	W	26	0	7,000
N 15	@ Chicago Cardinals.....	L	13	21	8,000
N 22	@ New York Giants.....	W	14	10	35,000
N 26	@ Providence Steam Roller..W	38	7	5,000	
N 29	@ Brooklyn Dodgers.....	W	7	0	10,000
D 6	@ Chicago Bears.....	L	6	7	18,000

Home: 8-0    Away: 4-2 (106,000)    291    87

## 1932 (10-3-1, .769)

### Second, National Football League

Head Coach:	Earl "Curly" Lambeau	GB	Opp	Attend	
S 18	Chicago Cardinals.....	W	15	7	3,500
S 25	Chicago Bears.....	T	0	0	13,000
O 2	New York Giants.....	W	13	0	5,500
O 9	Portsmouth Spartans.....	W	15	10	5,500
O 16	@ Chicago Bears.....	W	2	0	17,500
O 23	Brooklyn Dodgers.....	W	13	0	5,000
O 30	Staten Island Stapletons.....	W	26	0	
N 6	@ Chicago Cardinals.....	W	19	9	8,323
N 13	@ Boston Braves.....	W	21	0	16,500
N 20	@ New York Giants.....	L	0	6	17,000
N 24	@ Brooklyn Dodgers.....	W	7	0	17,000
N 27	@ Staten Island Stapletons...W	21	3	3,500	
D 4	@ Portsmouth Spartans.....	L	0	19	10,000
D 11	@ Chicago Bears.....	L	0	9	5,000

Home: 5-0-1    Away: 5-3 (94,823)    152    63

## 1933 (5-7-1, .417)

### Third, Western Division

*First season home games also played in Milwaukee*

Head Coach:	Earl "Curly" Lambeau	GB	Opp	Attend	
S 17	Boston Redskins (GB).....T	7	7	5,000	
S 24	Chicago Bears (GB).....	L	7	14	12,000
O 1	New York Giants (Milw).....	L	7	10	12,467
O 8	Portsmouth Spartans (GB)....W	17	0	5,200	
O 15	Pittsburgh Pirates (GB).....W	47	0	4,000	
O 22	@ Chicago Bears.....	L	7	10	19,000
O 29	Philadelphia Eagles (GB).....W	35	9	3,007	
N 5	@ Chicago Cardinals.....	W	14	6	5,000
N 12	@ Portsmouth Spartans.....	L	0	7	7,500
N 19	@ Boston Redskins.....	L	7	20	16,399
N 26	@ New York Giants.....	L	6	17	17,000
*N 30	@ Staten Island Stapletons...W	21	0	3,000	
D 3	@ Philadelphia Eagles.....	W	10	0	9,500
D 10	@ Chicago Bears.....	L	6	7	7,000
			170	107	123,073

Home: 3-2-1 (41,674)    Away: 2-5 (81,399)

## 1934 (7-6-0, .538)

## Third, Western Division

Head Coach:	Earl "Curly" Lambeau	GB	Opp	Attend
S 16 Philadelphia Eagles (GB).....	L	19	6	5,000
S 23 Chicago Bears (GB).....	L	10	24	13,500
S 30 New York Giants (Milw).....	W	20	6	11,000
O 7 Detroit Lions (GB).....	L	0	3	7,500
O 14 Cincinnati Reds (GB).....	W	41	0	3,000
O 21 Chicago Cardinals (GB).....	W	15	0	4,000
O 28 @ Chicago Bears.....	L	14	27	11,000
N 4 @ Boston Redskins.....	W	10	0	23,722
N 11 @ New York Giants.....	L	3	17	22,000
N 18 Chicago Cardinals (Milw).....	L	0	9	3,000
N 25 @ Detroit Lions.....	W	3	0	12,000
N 29 @ Chicago Cardinals.....	L	0	6	1,738
D 2 @ St. Louis Gunners.....	W	21	14	6,300
				156
				112
				123,760

Home: 4-3 (47,000) Away: 3-3 (76,760)

## 1935 (8-4-0, .667)

## Second, Western Division

Head Coach:	Earl "Curly" Lambeau	GB	Opp	Attend
S 15 Chicago Cardinals (GB).....	L	6	7	10,000
S 22 Chicago Bears (GB).....	W	7	0	13,600
S 29 New York Giants (GB).....	W	16	7	10,000
O 6 Pittsburgh Pirates (GB).....	W	27	0	5,000
O 13 Chicago Cardinals (Milw).....	L	0	3	13,000
O 20 Detroit Lions (Milw).....	W	13	9	9,500
O 27 @ Chicago Bears.....	W	17	14	29,386
N 10 Detroit Lions (GB).....	W	31	7	12,000
N 17 @ Detroit Lions.....	L	10	20	12,500
N 24 @ Pittsburgh Pirates.....	W	34	14	12,902
N 28 @ Chicago Cardinals.....	L	7	9	7,500
D 8 @ Philadelphia Eagles.....	W	13	6	4,000
				181
				96
				139,388

Home: 5-2 (73,100) Away: 3-2 (66,288)

## 1936 (10-1-1, .909)

## First, Western Division

Head Coach:	Earl "Curly" Lambeau	GB	Opp	Attend
S 13 Chicago Cardinals (GB).....	W	10	7	8,900
S 20 Chicago Bears (GB).....	L	3	30	14,312
O 4 Chicago Cardinals (Milw).....	W	24	0	11,000
O 11 Boston Redskins (GB).....	W	31	2	6,100
O 18 Detroit Lions (GB).....	W	20	18	13,500
O 25 Pittsburgh Pirates (Milw).....	W	42	10	10,000
N 1 @ Chicago Bears.....	W	21	10	31,346
N 8 @ Boston Redskins.....	W	7	3	11,220
N 15 @ Brooklyn Dodgers.....	W	38	7	25,325
N 22 @ New York Giants.....	W	26	14	20,000
N 29 @ Detroit Lions.....	W	26	17	22,000
D 6 @ Chicago Cardinals.....	T	0	0	4,793
				248
				118
				178,496

Home: 5-1 (63,812) Away: 5-0-1 (114,684)

NFL Championship	GB	Opp	Attend	
D 13 Boston Redskins (@ New York) ..	W	21	6	29,545

Western Tour	GB	Opp	Attend	
* J 1 Brooklyn Dodgers (@ Denver) ..	W	21	13	6,000
* J 10 Salinas Icebergs (@ San Fran.) ..	W	42	7	2,500
* J 17 @ Los Angeles Bulldogs .....	W	49	0	12,000
* J 24 Chicago Bears (@ Los Angeles) ..	T	20	20	10,000
* J 31 Chicago Bears (@ Los Angeles) ..	W	17	14	12,000

## 1937 (7-4-0, .636)

## Second (tie), Western Division

Head Coach:	Earl "Curly" Lambeau	GB	Opp	Attend
S 12 Chicago Cardinals (GB).....	L	7	14	10,000
S 19 Chicago Bears (GB).....	L	2	14	16,658
O 3 Detroit Lions (GB).....	W	26	6	17,553
O 10 Chicago Cardinals (Milw).....	W	34	13	16,181
O 17 @ Cleveland Rams.....	W	35	10	12,100
O 24 Cleveland Rams (GB).....	W	35	7	8,600
O 31 @ Detroit Lions.....	W	14	13	21,311
N 7 @ Chicago Bears.....	W	24	14	44,977
N 14 Philadelphia Eagles (Milw)....	W	37	7	13,340
N 21 @ New York Giants.....	L	0	10	38,965
N 28 @ Washington Redskins.....	L	6	14	30,000
				220
				122
				229,685

Home: 4-2 (82,332) Away: 3-2 (147,353)

## 1938 (8-3-0, .727)

## First, Western Division

Head Coach:	Earl "Curly" Lambeau	GB	Opp	Attend
S 11 Cleveland Rams (GB).....	W	26	17	8,247
S 18 Chicago Bears (GB).....	L	0	2	15,172
S 25 Chicago Cardinals (Milw).....	W	28	7	18,000
S 28 Chicago Cardinals (@ Buff.)..	W	24	22	10,678
O 9 Detroit Lions (GB).....	L	7	17	21,968
O 16 Brooklyn Dodgers (Milw)....	W	35	7	11,892
O 23 Pittsburgh Pirates (GB).....	W	20	0	12,142
O 30 @ Cleveland Rams.....	W	28	7	18,843
N 6 @ Chicago Bears.....	W	24	17	40,208
N 13 @ Detroit Lions.....	W	28	7	45,139
N 20 @ New York Giants.....	L	3	15	48,279
				223
				118
				250,568

Home: 4-2 (87,421) Away: 3-1 (152,469)

Neutral: 1-0 (10,678)

NFL Championship	GB	Opp	Attend	
D 11 @ New York Giants.....	L	17	23	48,120

## 1939 (9-2-0, .818)

## First, Western Division

Head Coach:	Earl "Curly" Lambeau	GB	Opp	Attend
S 17 Chicago Cardinals (GB).....	W	14	10	11,792
S 24 Chicago Bears (GB).....	W	21	16	19,192
O 1 Cleveland Rams (GB).....	L	24	27	9,988
O 8 Chicago Cardinals (Milw).....	W	27	20	18,965
* O 15 @ St. Louis Gunners.....	W	31	0	11,000
O 22 Detroit Lions (GB).....	W	26	7	22,558
O 29 Washington Redskins (Milw) ..	W	24	14	24,308
N 5 @ Chicago Bears.....	L	27	30	40,537
N 12 @ Philadelphia Eagles.....	W	23	16	23,862
N 19 @ Brooklyn Dodgers.....	W	28	0	19,843
N 26 @ Cleveland Rams.....	W	7	6	30,691
D 3 @ Detroit Lions.....	W	12	7	30,699
				233
				153
				252,435

Home: 5-1 (106,803) Away: 4-1 (145,632)

NFL Championship	GB	Opp	Attend	
D 10 New York Giants (Milw).....	W	27	0	32,279

Pro Bowl	GB	Opp	Attend	
* J 14 NFL All-Stars (@ Los Angeles) ..	W	16	7	18,000

## VINCE LOMBARDI TROPHY

The Vince Lombardi Trophy, given annually to the Super Bowl champion, was renamed in honor of the former Packers coach shortly after his death in 1970, before Super Bowl V.

The gesture, made by Commissioner Pete Rozelle, was arguably the greatest tribute in NFL history.

Each trophy, molded and customized every year, is sterling silver and takes 72 man-hours for Tiffany & Company to handcraft in Parsippany, N.J. Three concave sides form a pyramid, which supports a life-size, regulation football. The icon is 22 inches tall, weighs 7 pounds and is valued at more than \$10,000. Former Tiffany VP of design Oscar Riedener first sketched the trophy on a napkin in 1966.



**Head Coach:** Earl "Curly" Lambeau

S 15 Philadelphia Eagles (GB)	W	27	20	11,657	CTS
S 22 Chicago Bears (GB)	L	10	41	22,557	CTS
S 29 Chicago Cardinals (Milw)	W	31	6	20,234	SFP
O 13 Cleveland Rams (GB)	W	31	14	16,299	CTS
O 20 Detroit Lions (GB)	L	14	23	21,001	CTS
O 27 Pittsburgh Steelers (Milw)	W	24	3	13,703	SFP
N 3 @ Chicago Bears	L	7	14	45,434	WF
N 10 @ Chicago Cardinals	W	28	7	11,364	CoP
N 17 @ New York Giants	L	3	7	28,262	PG
N 24 @ Detroit Lions	W	50	7	26,019	BrS
D 1 @ Cleveland Rams	T	13	13	16,249	CMS
		238	155	232,779	

Scoring	TD	Ru	Pa	Rt	PAT	FG	S	PTS
Hutson	7	0	7	0	15/16	0/0	0	57
Hinkle	3	2	1	0	3/3	9/14	0	48
Mulleneaux	7	0	6	1			0	42
Isbell	4	4	0	0			0	24
Uram	3	1	2	0	1/1	0/0	0	19
*Adkins	2	0	1	1	1/2	0/1	0	13
Janowski	2	2	0	0			0	12
Engbretsen	0	0	0	0	8/8	1/5	0	11
Balasz	1	1	0	0			0	6
Laws	1	0	1	0			0	6
<b>Packers</b>	<b>30</b>	<b>10</b>	<b>18</b>	<b>2</b>	<b>28/30</b>	<b>10/20</b>	<b>0</b>	<b>238</b>
<b>Opponents</b>	<b>22</b>	<b>9</b>	<b>9</b>	<b>4</b>	<b>17/21</b>	<b>2/3</b>	<b>0</b>	<b>155</b>

Home: 4-2 (105,451) Away: 2-2-1 (127,328)

GB	Opp	Rushing	No	Yds	Avg	Long	TD
<b>Total First Downs</b>	154	120					
Rushing	82	61					
Passing	66	53					
Penalty	6	6					
<b>Total Net Yards</b>	3400	2532					
Avg. Per Game	309.1	230.2					
Total Plays	746	639					
Avg. Per Play	4.6	4.0					
<b>Net Yards Rushing</b>	1604	1040					
Avg. Per Game	145.8	94.5					
Total Rushes	463	387					
<b>Net Yards Passing</b>	1796	1492					
Avg. Per Game	163.3	135.6					
Gross Yards	1796	1492					
Att./Completions	283/118	252/98					
Completion Pct.	41.7	38.9					
Had Intercepted	26	40					
<b>Punts/Average</b>	57/37.4	76/39.5					
<b>Penalty Yards</b>	295	342					
<b>Fumbles/Ball Lost</b>	21/13	15/7					
<b>Touchdowns</b>	30	22					
Rushing	10	9					
Passing	18	9					
Returns	2	4					

Interceptions	No	Yds	Avg	Long	TD
Hutson	6	24	4.0		0
*L.Brock	5	116	23.2		0
Weisgerber	4	51	12.8		0
*Van Every	3	30	10.0		0
Uram	3	27	9.0		0
C.Brock	3	7	2.3		0
O Buhler	2	58	29.0		0
*Adkins	2	35	17.5		1
Isbell	2	14	7.0		0
Hinkle	2	11	5.5		0
O Herber	2	0	0.0		0
O Lee	2	14	14.0	14	0
Balasz	1	11	11.0	11	0
O Svendsen	1	6	6.0	6	0
O Goldenberg	1	5	5.0	5	0
O Greenfield	1	5	5.0	5	0
O Craig	1	0	0.0	0	0
<b>Packers</b>	<b>40</b>	<b>414</b>	<b>10.4</b>		<b>1</b>
<b>Opponents</b>	<b>26</b>	<b>290</b>	<b>11.2</b>		<b>1</b>

Western Div.	W	L	T	Pct	Pts	QP
Chi. Bears	8	3	0	.727	238	152
<b>Green Bay</b>	<b>6</b>	<b>4</b>	<b>1</b>	<b>.600</b>	<b>238</b>	<b>155</b>
Detroit	5	5	1	.500	138	153
Cleveland	4	6	1	.400	171	191
Chi. Cardinals	2	7	2	.222	139	222

Receiving	No	Yds	Avg	Long	TD
Hutson	45	664	14.8	36t	7
Mulleneaux	16	288	18.0		6
*Riddick	11	148	13.5		0
Uram	10	188	18.8		2
Craig	6	67	11.2		0
*L.Brock	5	97	19.4		0
Laws	5	60	12.0		1
*Adkins	4	73	18.3		1
*Van Every	4	41	10.3		0
Hinkle	4	28	7.0		1
*Evans	2	40	20.0		0
Jacunski	2	29	14.5		0
Weisgerber	1	37	37.0	37	0
Berry	1	17	17.0	17	0
Gantenbein	1	12	12.0	12	0
Balasz	1	7	7.0	7	0
<b>Packers</b>	<b>118</b>	<b>1796</b>	<b>15.2</b>		<b>18</b>
<b>Opponents</b>	<b>98</b>	<b>1492</b>	<b>15.2</b>		<b>9</b>

Punting	No	Yds	Avg	TB	In	Lg	B
Hinkle	22	819	37.2	-	-	59	0
*Van Every	17	620	36.5	-	-	50	-
Herber	13	504	38.8	-	-	55	-
*L.Brock	3	125	41.7	-	-	52	-
Isbell	2	63	31.5	-	-	37	-
<b>Packers</b>	<b>57</b>	<b>2131</b>	<b>37.4</b>			<b>59</b>	
<b>Opponents</b>	<b>76</b>	<b>3004</b>	<b>39.5</b>			<b>75</b>	

Punt Returns	Ret	FC	Yds	Avg	Long	TD
<b>Packers</b>	<b>76</b>	<b>494</b>	<b>6.5</b>		<b>0</b>	
<b>Opponents</b>	<b>57</b>	<b>231</b>	<b>4.1</b>		<b>0</b>	

Kickoff Returns	No	Yds	Avg	Long	TD
<b>Packers</b>	<b>11</b>	<b>410</b>	<b>37.3</b>		<b>0</b>
<b>Opponents</b>	<b>13</b>	<b>1050</b>	<b>80.8</b>		<b>2</b>

### Primary Starters

LE	D.Hutson
	H.Jacunski
LT	B.Ray
LG	R.Letlow
C	C.Brock (4)
	G.Svendsen (4)
	T.Greenfield (3)
RG	C.Goldenberg
RT	B.Lee
RE	*R.Riddick
	C.Mulleneaux
QB	L.Craig
	*B.Adkins
LHB	A.Uram
	C.Isbell
RHB	A.Herber (3)
	*L.Brock (3)
FB	C.Hinkle

### STADIUM ABBREVIATIONS, A-L

3CP.....3Com Park, SF	CF.....Cinergy Field, Cin	DS.....Dolphin S., Miami	F5.....Foxboro S., Foxboro	JRS.....Joe Robbie S., Miami
AC.....Adelphia C., Nashville	CIS.....new City S., Green Bay	EBF.....EverBank Field, Jack	FxF.....FedEx Field, Maryland	KD.....Kingdome, Seattle
AD.....Astrodome, Houston	CMS.....Municipal S., Cle.	EF.....Ebbets Field, Brooklyn	GD.....Georgia Dome, Atlanta	KS.....Kezar S., San Fran.
AIS.....ALLTEL S., Jack	CoMS.....Connie Mack S., Phi.	EJD.....Edward Jones D., STL	GIS.....Gillette S., Foxboro	LAC.....Memorial Col., La.
ArS.....Arrowhead S., KC	CoP.....Comiskey P., Chicago	ES.....Ericsson S., Charlotte	GrS.....Griffith S., Washington	LA.....Lambeau Field, GB
ATS.....AT&T S., Arlington	CoS.....County S., Milwaukee	FCS.....Fulton Co. S., Atlanta	GS.....Giants Stadium, N.J.	LF.....Lincoln Financial F., Phi.
BAS.....Bank of America S., Char.	CS.....old City S., Green Bay	FES.....FirstEnergy S., Cle.	HD.....Hoosier Dome, Ind.	LFS.....Lakefront S., Kenosha
BMS.....Memorial S., Bal.	CP.....Candlestick Park, SF	FdF.....Ford Field, Detroit	HF.....Heinz Field, Pitt.	LP.....League Park, Cleveland
BrS.....Briggs S., Detroit	CS.....Cowboys S., Arlington	FoF.....Forbes Field, Pitt.	HS.....Houlihan's S., Tampa	LSD.....La. Superdome, NO
BuS.....Busch Stadium, STL	DAC.....D.Amer. Center, STL	FfF.....Fenway Park, Boston	IF.....INVESCO Field, Denver	(M-Z on page 420)
CB.....Cotton Bowl, Dallas	DF.....Dudley Field, Nashville	FrF.....Franklin Field, Phi.	JMS.....Jack Murphy S., SD	



# 1941 10-1-0, .909, FIRST (TIE), WESTERN DIVISION

	GB	Opp	Attend	Site
Head Coach: Earl "Curly" Lambeau				
S 14 Detroit Lions (GB).....	W	23 0	16,734	CIS
S 21 Cleveland Rams (Milw).....	W	24 7	18,463	SFP
S 28 Chicago Bears (GB).....	L	17 25	24,876	CIS
O 5 Chicago Cardinals (Milw).....	W	14 13	10,000	SFP
O 12 Brooklyn Dodgers (Milw).....	W	30 7	15,621	SFP
O 19 @ Cleveland Rams.....	W	17 14	13,086	CMS
O 26 @ Detroit Lions.....	W	24 7	30,269	BrS
N 2 @ Chicago Bears.....	W	16 14	46,484	WF
*N 9 @ Kenosha Cardinals.....	W	65 2	7,200	LFS
N 16 Chicago Cardinals (GB).....	W	17 9	15,495	CIS
N 23 @ Pittsburgh Steelers.....	W	54 7	15,202	FoF
N 30 @ Washington Redskins.....	W	22 17	35,594	GrS
		258 120	241,824	

Home: 5-1 (101,189) Away: 5-0 (140,635)

### Western Division Playoff

D 14 @ Chicago Bears.....	L	14 33	43,425	WF
---------------------------	---	-------	--------	----

Scoring	TD	Ru	Pa	Rt	PAT	FG	S	PTS
Hutson	12	2	10	0	20/24	1/1	0	95
Hinkle	6	5	1	0	2/2	6/14	0	56
*Canadeo	3	3	0	0	0	0	0	18
Van Every	3	2	0	1	0	0	0	18
L.Brock	2	0	2	0	0	0	0	12
Mulleneaux	2	0	2	0	0	0	0	12
Isbell	1	1	0	0	0	0	0	6
Laws	1	0	1	0	0	0	0	6
*Pannell	1	0	0	1	0	0	0	6
Uram	1	0	0	1	0	0	0	6
*Urban	1	0	1	0	0	0	0	6
Jankowski	0	0	0	0	1/2	1/1	0	4
*Rohrig	0	0	0	0	1/1	1/1	0	4
Adkins	0	0	0	0	3/3	0/0	0	3
Engelbreten	0	0	0	0	0/0	1/3	0	3
Balasz	0	0	0	0	1/1	0/0	0	1
<b>Packers</b>	<b>33</b>	<b>13</b>	<b>7</b>	<b>8</b>	<b>28/33</b>	<b>10/20</b>	<b>1</b>	<b>258</b>
<b>Opponents</b>	<b>16</b>	<b>7</b>	<b>8</b>	<b>1</b>	<b>12/16</b>	<b>4/12</b>	<b>0</b>	<b>120</b>

	GB	Opp	Rushing	No	Yds	Avg	Long	TD
<b>Total First Downs</b> .....	166	124	Hinkle	129	393	3.0	20	5
Rushing.....	82	68	Isbell	72	317	4.4	24	1
Passing.....	69	46	Uram	49	258	5.3	61	0
Penalty.....	15	10	*Canadeo	43	137	3.2	16	3
<b>Total Net Yards</b> .....	3294	2586	Van Every	25	127	5.1	31	2
Avg. Per Game.....	299.5	235.1	*Paskvan	38	116	3.1	12	0
Total Plays.....	720	589	Jankowski	47	65	1.4	13	0
Avg. Per Play.....	4.6	4.4	Laws	21	58	2.8	10	0
<b>Net Yards Rushing</b> .....	1550	1221	L.Brock	14	44	3.1	14	0
Avg. Per Game.....	140.9	111.0	Hutson	4	22	5.5	18	2
Total Rushes.....	467	356	*Frutig	1	11	11.0	11	0
<b>Net Yards Passing</b> .....	1731	1343	*Rohrig	2	0.1	18	0	0
Avg. Per Game.....	157.4	122.1	Craig	1	1	1.0	1	0
Gross Yards.....	1731	1343	Balasz	2	-1	-0.5	-	0
Att./Completions.....	253/133	233/104	<b>Packers</b>	<b>467</b>	<b>1550</b>	<b>3.3</b>	<b>61</b>	<b>13</b>
Completion Pct.....	52.6	44.6	<b>Opponents</b>	<b>356</b>	<b>1221</b>	<b>3.4</b>	<b>31</b>	<b>7</b>
Had Intercepted.....	13	25						
<b>Yards Gained/Laterals</b> .....	13	22						
<b>Punts/Average</b> .....	53/42.1	58/40.8						
<b>Penalties/Yards</b> .....	47/509	63/539						
<b>Fumbles/Ball Lost</b> .....	20/11	41/23						
<b>Touchdowns</b> .....	33	16						
Rushing.....	13	7						
Passing.....	17	8						
Returns.....	3	1						

Western Div.	W	L	T	Pct	Pts	OP
Chi. Bears.....	10	1	0	.909	396	147
<b>Green Bay</b> .....	<b>10</b>	<b>1</b>	<b>0</b>	<b>.909</b>	<b>258</b>	<b>120</b>
Detroit.....	4	6	1	.400	121	195
Chi. Cardinals.....	3	7	1	.300	127	197
Cleveland.....	2	9	0	.182	116	244

Interceptions	No	Yds	Avg	Long	TD
Van Every	3	104	34.7	91	1
Adkins	2	79	39.5	54	0
Uram	2	37	18.5	28	0
Laws	2	36	18.0	36	0
*Canadeo	2	30	15.0	22	0
*Paskvan	2	6	3.0	4	0
L.Brock	2	3	1.5	3	0
Svensden	1	42	42.0	42	0
Jankowski	1	33	33.0	33	0
Hutson	1	32	32.0	32	0
Tinsley	1	24	24.0	24	0
*Rohrig	1	17	17.0	17	0
S.Johnson	1	10	10.0	10	0
Hinkle	1	2	2.0	2	0
Goldenberg	1	0	0.0	0	0
Isbell	1	0	0.0	0	0
*Pannell	1	0	0.0	0	0
<b>Packers</b>	<b>25</b>	<b>455</b>	<b>18.2</b>	<b>91</b>	<b>1</b>
<b>Opponents</b>	<b>13</b>	<b>170</b>	<b>13.1</b>	<b>17</b>	<b>0</b>

Punting	No	Yds	Avg	TB	In	Lg	B
Hinkle	22	980	44.5	-	-	63	0
Van Every	13	505	38.8	-	-	65	0
*Canadeo	10	405	40.5	-	-	62	0
*Rohrig	5	214	42.8	-	-	52	0
L.Brock	3	128	42.7	-	-	48	0
<b>Packers</b>	<b>53</b>	<b>2232</b>	<b>42.1</b>	<b>-</b>	<b>-</b>	<b>65</b>	<b>0</b>
<b>Opponents</b>	<b>58</b>	<b>2367</b>	<b>40.8</b>	<b>-</b>	<b>-</b>	<b>61</b>	<b>0</b>

By Quarter	Q1	Q2	Q3	Q4	OT	Pts
Packers	54	58	54	92	0	258
Opponents	39	23	20	38	0	120

Receiving	No	Yds	Avg	Long	TD
Hutson	58	738	12.7	45	10
L.Brock	22	307	14.0	36	2
*Rohrig	11	58	5.3	19	0
Mulleneaux	9	216	24.0	56	2
Hinkle	8	78	9.8	28	1
Uram	6	124	20.7	44	0
Jacunski	4	48	12.0	27	0
Laws	4	48	12.0	18	1
Riddick	3	33	11.0	45	0
*Frutig	2	40	20.0	34	0
*Urban	2	26	13.0	14	1
Craig	2	13	6.5	12	0
Van Every	1	3	3.0	3	0
Isbell	1	-1	-1.0	-1	0
<b>Packers</b>	<b>133</b>	<b>1731</b>	<b>13.0</b>	<b>56</b>	<b>17</b>
<b>Opponents</b>	<b>104</b>	<b>1343</b>	<b>12.9</b>	<b>80</b>	<b>8</b>

Punt Returns	Ret	FC	Yds	Avg	Long	TD
L.Brock	15	-	153	10.2	45	0
Uram	7	-	121	17.3	90	1
*Canadeo	4	-	26	6.5	10	0
*Rohrig	4	-	46	11.5	14	0
Van Every	4	-	58	14.5	20	0
Isbell	3	-	19	6.3	7	0
Hinkle	2	-	61	30.5	36	0
Laws	2	-	3	1.5	3	0
<b>Packers</b>	<b>41</b>	<b>-</b>	<b>487</b>	<b>11.9</b>	<b>90</b>	<b>1</b>
<b>Opponents</b>	<b>31</b>	<b>-</b>	<b>432</b>	<b>13.9</b>	<b>77</b>	<b>1</b>

### Primary Starters

LE	H.Jacunski
	D.Hutson
LT	B.Ray
LG	*L.McLaughlin
C	G.Svensden
RG	P.Tinsley
RT	C.Schultz
	B.Lee
RE	R.Riddick
QB	L.Buhler
	L.Craig
LHB	*T.Canadeo
	C.Isbell
RHB	L.Brock
	J.Laws
FB	C.Hinkle

Kickoff Returns	No	Yds	Avg	Long	TD
L.Brock	4	94	23.5	36	0
*Canadeo	4	110	27.5	55	0
Van Every	4	99	24.8	31	0
Hinkle	3	38	12.7	16	0
Laws	3	75	25.0	26	0
*Rohrig	3	60	20.0	29	0
Isbell	2	32	16.0	20	0
Uram	2	27	13.5	14	0
Buhler	1	10	10.0	10	0
Hutson	1	8	8.0	8	0
Riddick	1	14	14.0	14	0
<b>Packers</b>	<b>28</b>	<b>567</b>	<b>20.3</b>	<b>55</b>	<b>0</b>
<b>Opponents</b>	<b>39</b>	<b>870</b>	<b>22.3</b>	<b>51</b>	<b>0</b>

Passing	Att	Cmp	Yds	Cmp%	Yds/Att	TD%	Int	Int%	LG	Sck	Yds	Rtng
Isbell	206	117	1479	56.8	7.18	15	7.3	11	5.3	56	-	81.4
Van Every	30	11	195	36.7	6.50	0	0.0	2	6.7	44	-	31.9
*Canadeo	16	4	54	25.0	3.38	2	12.5	0	0.0	18	-	80.7
*Rohrig	1	1	3	100.0	3.00	0	0.0	0	0.0	3	-	79.2
<b>Packers</b>	<b>253</b>	<b>133</b>	<b>1731</b>	<b>52.6</b>	<b>6.84</b>	<b>17</b>	<b>6.7</b>	<b>13</b>	<b>5.1</b>	<b>56</b>	<b>-</b>	<b>75.4</b>
<b>Opponents</b>	<b>233</b>	<b>104</b>	<b>1343</b>	<b>44.6</b>	<b>5.76</b>	<b>8</b>	<b>3.4</b>	<b>25</b>	<b>10.7</b>	<b>80</b>	<b>-</b>	<b>35.2</b>

\* - rookie

Admin. & Coaches  
 Veterans  
 Draft & Free Agents  
 2017 Review  
 1941  
 Lambeau Field  
 Misc.

**Head Coach:** Earl "Curly" Lambeau

	GB	Opp	Attend	Site
S 27 Chicago Bears (GB)	28	44	20,007	CIS
O 4 @ Chicago Cardinals	17	13	24,897	CoP
O 11 Detroit Lions (Milw)	38	7	19,500	SFP
O 18 Cleveland Rams (GB)	45	28	12,847	CIS
O 25 @ Detroit Lions	28	7	19,097	BrS
N 1 Chicago Cardinals (GB)	55	24	14,782	CIS
N 8 @ Cleveland Rams	30	12	16,473	LP
N 15 @ Chicago Bears	7	38	42,787	WF
N 22 @ New York Giants	21	21	30,246	PG
N 29 @ Philadelphia Eagles	7	0	13,700	SP
D 6 Pittsburgh Steelers (Milw)	24	21	5,138	SFP
	300	215	219,474	

**Home:** 4-1 (72,274) **Away:** 4-1-1 (147,200)

	GB	Opp
<b>Total First Downs</b> .....	176	147
Rushing .....	65	79
Passing .....	97	59
Penalty .....	14	9
<b>Total Net Yards</b> .....	3790	3077
Avg. Per Game .....	344.5	279.7
Total Plays .....	752	617
Avg. Per Play .....	5.0	5.0
<b>Net Yards Rushing</b> .....	1374	1550
Avg. Per Game .....	124.9	140.9
Total Rushes .....	422	375
<b>Net Yards Passing</b> .....	2407	1471
Avg. Per Game .....	218.8	133.7
Gross Yards .....	2407	1471
Att./Completions .....	330/172	242/100
Completion Pct. ....	52.1	41.3
Had Intercepted .....	18	33
<b>Yards Gained/Laterals</b> .....	9	56
<b>Punts/Average</b> .....	58/37.4	56/37.0
<b>Penalties/Yards</b> .....	38/312	63/539
<b>Fumbles/Ball Lost</b> .....	13/8	22/15
<b>Touchdowns</b> .....	41	28
Rushing .....	10	14
Passing .....	28	8
Returns .....	3	6

By Quarter	Q1	Q2	Q3	Q4	OT	Pts
Packers	57	90	48	105	0	300
Opponents	45	61	43	66	0	215

### Primary Starters

LE	J.Mason
	D.Hutson
LT	B.Ray
	E.Pannell
LG	B.Kuusisto
	R.Letlow
C	*B.Ingalls
	C.Brock
RG	C.Goldenberg
RT	*P.Berezney
RE	J.Carter (5)
	*J.Stonebraker (2)
	*E.Ohlgren (2)
QB	L.Craig
	D.Weisgerber
LHB	T.Canadeo
	C.Isbell
RHB	J.Laws (5)
	A.Uram (2)
	L.Brock (2)
FB	*T.Fritsch

	GB	Opp	Rushing	No	Yds	Avg	Long	TD
<b>Total First Downs</b> .....	176	147	*Fritsch	74	323	4.4	55	0
Rushing .....	65	79	Canadeo	89	272	3.1	50t	3
Passing .....	97	59	*Sample	57	255	4.5	31	4
Penalty .....	14	9	L.Brock	95	237	2.5	24	2
<b>Total Net Yards</b> .....	3790	3077	Laws	29	100	3.4	17	0
Avg. Per Game .....	344.5	279.7	Isbell	36	83	2.3	32	1
Total Plays .....	752	617	Uram	24	75	3.1	8	0
Avg. Per Play .....	5.0	5.0	Weisgerber	5	21	4.2	6	0
<b>Net Yards Rushing</b> .....	1374	1550	Hutson	3	4	1.3	-	0
Avg. Per Game .....	124.9	140.9	*B.Kahler	8	4	0.5	13	0
Total Rushes .....	422	375	Craig	2	0	0.0	9	0
<b>Net Yards Passing</b> .....	2407	1471	<b>Packers</b> .....	<b>422</b>	<b>1374</b>	<b>3.3</b>	<b>55</b>	<b>10</b>
Avg. Per Game .....	218.8	133.7	<b>Opponents</b> .....	<b>375</b>	<b>1550</b>	<b>4.1</b>	<b>54</b>	<b>14</b>
Gross Yards .....	2407	1471						

Western Div.	W	L	T	Pct	Pts	OP
Chi. Bears	11	0	1	01.000	376	84
<b>Green Bay</b>	<b>8</b>	<b>2</b>	<b>1</b>	<b>.800</b>	<b>300</b>	<b>215</b>
Cleveland	5	6	0	.455	150	207
Chi. Cardinals	3	8	0	.273	98	209
Detroit	0	11	0	.000	38	263

	Receiving	No	Yds	Avg	Long	TD
Hutson	74	1211	16.4	73t	17	
Uram	21	420	20.0	64t	4	
L.Brock	20	139	7.0	29	1	
Canadeo	10	66	6.6	15	0	
*Fritsch	9	60	6.7	21	0	
Jacurski	8	125	15.6	49t	1	
Mason	7	86	12.3	19	0	
Riddick	6	104	17.3	24t	1	
Laws	6	96	16.0	28	1	
*Sample	6	35	5.8	10t	1	
*B.Kahler	2	21	10.5	12	0	
Carter	2	19	9.5	10t	1	
Ranspot	1	25	25.0	25t	1	
<b>Packers</b> .....	<b>172</b>	<b>2407</b>	<b>14.0</b>	<b>73t</b>	<b>28</b>	
<b>Opponents</b> .....	<b>100</b>	<b>1471</b>	<b>14.7</b>	<b>67t</b>	<b>8</b>	

\* — rookie

	Passing	Att	Cmp	Yds	Cmp%	Yds/Att	TD	TD%	Int	Int%	LG	Sck	Yds	Rtg
Isbell	268	146	202t	54.5	7.54	24	9.0	14	5.2	73t	-	-	-	87.0
Canadeo	59	24	310	40.7	5.25	3	5.1	4	6.8	36	-	-	-	46.6
Laws	3	2	76	66.7	25.33	1	33.3	0	0.0	62	-	-	-	149.3
<b>Packers</b> .....	<b>330</b>	<b>172</b>	<b>2407</b>	<b>52.1</b>	<b>7.29</b>	<b>28</b>	<b>8.5</b>	<b>18</b>	<b>5.5</b>	<b>73t</b>	-	-	-	<b>81.5</b>
<b>Opponents</b> .....	<b>242</b>	<b>100</b>	<b>1471</b>	<b>41.3</b>	<b>6.08</b>	<b>8</b>	<b>3.3</b>	<b>33</b>	<b>13.6</b>	<b>67t</b>	-	-	-	<b>33.3</b>

Scoring	TD	Ru	Pa	Rt	PAT	FG	S	Pts
Hutson	17	0	17	0	33/34	1/4	0	138
Uram	5	0	4	1	1/1	0/0	0	31
*Sample	5	4	1	0				30
L.Brock	3	2	1	0	2/2	0/1	0	20
Canadeo	3	3	0	0				18
*Fritsch	0	0	0	0	1/1	4/5	0	13
C.Brock	1	0	0	1				6
Carter	1	0	1	0				6
*Ingalls	1	0	1	0				6
Isbell	1	1	0	0				6
Jacurski	1	0	1	0				6
Laws	1	0	1	0				6
Ranspot	1	0	1	0				6
Riddick	1	0	1	0				6
Weisgerber	0	0	0	0	2/2	0/0	0	2
<b>Packers</b> .....	<b>41</b>	<b>10</b>	<b>28</b>	<b>3</b>	<b>39/40</b>	<b>5/10</b>	<b>0</b>	<b>300</b>
<b>Opponents</b> .....	<b>28</b>	<b>14</b>	<b>8</b>	<b>6</b>	<b>27/28</b>	<b>6/7</b>	<b>1</b>	<b>215</b>

Interceptions	No	Yds	Avg	Long	TD
Hutson	7	71	10.1	27	0
Isbell	6	47	7.8	19	0
C.Brock	6	25	4.2	16	0
Goldenberg	4	31	7.8	15	0
Laws	3	67	22.3	38	0
L.Brock	2	32	16.0	19	0
Uram	2	18	9.0	18	0
Canadeo	1	35	35.0	35	0
*Ingalls	1	23	23.0	23	1
Tinsley	1	3	3.0	3	0
<b>Packers</b> .....	<b>33</b>	<b>352</b>	<b>10.7</b>	<b>38</b>	<b>1</b>
<b>Opponents</b> .....	<b>18</b>	<b>282</b>	<b>15.7</b>	<b>54t</b>	<b>2</b>

Punting	No	Yds	Avg	TB	In	Lg	B
L.Brock	32	1218	38.1	-	-	52	2
Canadeo	18	645	35.8	-	-	47	0
Isbell	4	141	35.3	-	-	46	0
*Fritsch	3	122	40.7	-	-	54	0
Starret	1	43	43.0	-	-	43	0
<b>Packers</b> .....	<b>58</b>	<b>2169</b>	<b>37.4</b>	-	-	<b>54</b>	<b>2</b>
<b>Opponents</b> .....	<b>56</b>	<b>2070</b>	<b>37.0</b>	-	-	<b>-</b>	<b>-</b>

Punt Returns	Ret	FC	Yds	Avg	Long	TD
L.Brock	8	-	86	10.8	22	0
Canadeo	7	-	76	10.9	26	0
Laws	7	-	56	8.0	15	0
Uram	7	-	50	7.1	24	0
*Fritsch	1	-	31	31.0	31	0
Isbell	1	-	14	14.0	14	0
*B.Kahler	1	-	14	14.0	14	0
<b>Packers</b> .....	<b>32</b>	-	<b>327</b>	<b>10.2</b>	<b>31</b>	<b>0</b>
<b>Opponents</b> .....	<b>38</b>	-	<b>396</b>	<b>10.4</b>	<b>44</b>	<b>0</b>

Kickoff Returns	No	Yds	Avg	Long	TD
L.Brock	9	179	19.9	26	0
Uram	8	208	26.0	98t	1
Canadeo	6	137	22.8	35	0
Isbell	4	63	15.8	17	0
*Sample	3	91	30.3	35	0
Craig	2	24	12.0	16	0
*Fritsch	2	43	21.5	23	0
Laws	2	36	18.0	18	0
*Berezney	1	7	7.0	7	0
<b>Packers</b> .....	<b>37</b>	<b>788</b>	<b>21.3</b>	<b>98t</b>	<b>1</b>
<b>Opponents</b> .....	<b>45</b>	<b>1050</b>	<b>23.3</b>	<b>95t</b>	<b>1</b>

Community

Admin & Coaches

Veterans

Draft & Free Agents

2017 Review

1942

Lambeau Field

Misc.

# 1943 7-2-1, .778, SECOND, WESTERN DIVISION

Head Coach: Earl "Curly" Lambeau		GB	Opp	Attend	Site	
S 26	Chicago Bears (GB).....	T	21	21	23,675	CtS
O 3	@ Chicago Cardinals.....	W	28	7	15,563	CoP
O 10	Detroit Lions (GB).....	W	35	14	21,396	CtS
O 17	Washington Redskins (Milw).....	L	7	33	23,058	SFP
O 24	@ Detroit Lions.....	W	27	6	41,463	BrS
O 31	@ New York Giants.....	W	35	21	46,208	PG
N 7	@ Chicago Bears.....	L	7	21	43,425	WF
N 14	Chicago Cardinals (Milw).....	W	35	14	10,831	SFP
N 21	@ Brooklyn Dodgers.....	W	31	7	18,992	EF
*N 28	New London (Conn.) Diesels					
	(@ Bristol, Conn.).....	W	62	14	10,000	MF
D 5	@ Phil-Pitt Steagles (@ Phil.).....	W	38	28	34,294	SP
			264	172	278,905	

Home: 2-1-1 (78,960) Away: 5-1 (199,945)

	GB	Opp	Rushing	No	Yds	Avg	Long	TD
<b>Total First Downs</b> .....	134	122	Canadeo	94	489	5.2	35t	3
Rushing.....	60	62	Laws	43	232	5.4	31	0
Passing.....	66	56	*Falkenstein	58	198	3.4	59	1
Penalty.....	8	4	*Comp	77	182	2.4	27	3
<b>Total Net Yards</b> .....	3351	2707	Fritsch	54	169	3.1	14	4
Avg. Per Game.....	335.1	270.7	L.Brock	45	67	1.5	9	2
Total Plays.....	650	592	Uram	15	53	3.5	9	0
Avg. Per Play.....	5.2	4.6	Hutson	6	41	6.8	16	0
<b>Net Yards Rushing</b> .....	1442	1112	Kahler	1	5	5.0	5	0
Avg. Per Game.....	144.2	111.2	Craig	1	3	3.0	3	0
Total Rushes.....	397	350	Lankas	2	2	1.0	1	0
<b>Net Yards Passing</b> .....	1909	1420	Starret	1	1	1.0	1	0
Avg. Per Game.....	190.9	142.0	<b>Packers</b> .....	<b>397</b>	<b>1442</b>	<b>3.6</b>	<b>59</b>	<b>13</b>
Gross Yards.....	1909	1420	<b>Opponents</b> .....	<b>350</b>	<b>1112</b>	<b>3.2</b>	<b>47</b>	<b>10</b>
Att./Completions.....	253/114	242/111						
Completion Pct.....	45.1	45.9						
Had Intercepted.....	19	42						

<b>Yards Gained/Laterals</b> .....	0	175
<b>Punts/Average</b> .....	52/36.0	55/36.7
<b>Penalties/Yards</b> .....	52/403	51/391
<b>Fumbles/Ball Lost</b> .....	15/6	22/9
<b>Touchdowns</b> .....	36	25
Rushing.....	13	9
Passing.....	21	16
Returns.....	2	0

By Quarter	Q1	Q2	Q3	Q4	OT	Pts
Packers	80	62	56	66	0	264
Opponents	47	28	34	63	0	172

## Primary Starters

LE	D.Hutson
LT	B.Ray
LG	B.Kuusisto
C	C.Brock
	B.Flowers
RG	C.Goldenberg
	P.Tinsley
RT	P.Berezney
	C.Adams
RE	H.Jacunski
QB	L.Craig
LHB	T.Canadeo
RHB	L.Brock
FB	F.Fritsch
	*T.Falkenstein

Western Div.	W	L	T	Pct	Pts	OP
Chi. Bears.....	8	1	1	.889	303	157
<b>Green Bay</b> .....	<b>7</b>	<b>2</b>	<b>1</b>	<b>.778</b>	<b>264</b>	<b>172</b>
Detroit.....	3	6	1	.333	178	218
Chi. Cardinals.....	0	10	0	.000	95	238

Receiving	No	Yds	Avg	Long	TD
Hutson.....	47	776	16.5	79t	11
Jacunski.....	24	528	22.0	86t	3
Uram.....	10	212	21.2	51	2
Mason.....	8	107	13.4	21	2
Evans.....	8	71	8.9	13	0
Laws.....	5	33	6.6	22	0
L.Brock.....	4	57	14.3	32	1
*Falkenstein.....	3	39	13.0	18	0
Canadeo.....	3	31	10.3	13t	2
Fritsch.....	2	55	27.5	32	0
<b>Packers</b> .....	<b>114</b>	<b>1909</b>	<b>16.7</b>	<b>86t</b>	<b>21</b>
<b>Opponents</b> .....	<b>111</b>	<b>1420</b>	<b>12.8</b>	<b>66t</b>	<b>15</b>

\* - rookie

Passing	Att	Cmp	Yds	Cmp%	Yds/Att	TD	TD%	Int	Int%	LG	Sck	Yds	Rtng
Canadeo.....	129	56	875	43.4	6.78	9	7.0	12	9.3	51	-	-	51.0
*Comp.....	92	46	662	50.0	7.20	7	7.6	4	4.3	79	-	-	81.0
L.Brock.....	22	9	274	40.9	12.45	3	13.6	1	4.5	86t	-	-	108.7
Uram.....	6	2	60	33.3	10.00	1	16.7	1	16.7	48	-	-	71.5
Hutson.....	4	1	38	25.0	9.50	1	25.0	1	25.0	38	-	-	66.7
<b>Packers</b> .....	<b>253</b>	<b>114</b>	<b>1909</b>	<b>45.1</b>	<b>7.55</b>	<b>21</b>	<b>8.3</b>	<b>19</b>	<b>7.5</b>	<b>86t</b>	-	-	<b>67.4</b>
<b>Opponents</b> .....	<b>242</b>	<b>111</b>	<b>1420</b>	<b>45.9</b>	<b>5.87</b>	<b>16</b>	<b>6.2</b>	<b>42</b>	<b>17.4</b>	<b>66t</b>	-	-	<b>47.2</b>

Scoring	TD	Ru	Pa	Rt	PAT	FG	S	P	T
Hutson	12	0	11	1	36/36	3/5	0	117	
Canadeo	5	3	2	0				30	
*Comp	4	3	0	1				24	
Fritsch	4	4	0	0	0/0	0/2	0	24	
L.Brock	3	2	1	0				18	
Jacunski	3	0	3	0				18	
Mason	2	0	2	0				12	
Uram	2	0	2	0				12	
*Falkenstein	1	1	0	0				6	
Adams	0	0	0	0	0/0	1/6	0	3	
*Sorenson	0	0	0	0	0/0	0/2	0	0	
<b>Packers</b>	<b>36</b>	<b>13</b>	<b>21</b>	<b>2</b>	<b>36/36</b>	<b>4/15</b>	<b>0</b>	<b>264</b>	
<b>Opponents</b>	<b>25</b>	<b>9</b>	<b>16</b>	<b>0</b>	<b>22/24</b>	<b>0/3</b>	<b>1</b>	<b>172</b>	

Interceptions	No	Yds	Avg	Long	TD
*Comp.....	10	149	14.9	35	1
Hutson.....	8	197	24.6	84t	1
Laws.....	7	67	9.6	17	0
C.Brock.....	4	61	15.3	41	0
Uram.....	2	40	20.0	22	0
Goldenberg.....	2	37	18.5	30	0
Canadeo.....	2	15	7.5	15	0
*Fries.....	2	6	3.0	4	0
L.Brock.....	1	9	9.0	9	0
Tinsley.....	1	8	8.0	8	0
Jacunski.....	1	7	7.0	7	0
Starret.....	1	4	4.0	4	0
Flowers.....	1	0	0.0	0	0
<b>Packers</b> .....	<b>42</b>	<b>616</b>	<b>14.7</b>	<b>84t</b>	<b>2</b>
<b>Opponents</b> .....	<b>19</b>	<b>188</b>	<b>9.9</b>	<b>24</b>	<b>0</b>

Punting	No	Yds	Avg	TB	In	Lg	B
L.Brock.....	32	1164	36.4	-	-	72	1
*Comp.....	12	453	37.8	-	-	46	0
Fritsch.....	5	151	30.2	-	-	47	0
Canadeo.....	3	102	34.0	-	-	39	0
<b>Packers</b> .....	<b>52</b>	<b>1870</b>	<b>36.0</b>	-	-	<b>72</b>	<b>1</b>
<b>Opponents</b> .....	<b>55</b>	<b>2017</b>	<b>36.7</b>	-	-	-	-

Punt Returns	Ret	FC	Yds	Avg	Long	TD
Laws.....	10	-	84	8.4	19	0
L.Brock.....	8	-	126	15.8	32	0
Canadeo.....	8	-	93	11.6	22	0
Uram.....	5	-	48	9.6	17	0
*Comp.....	1	-	20	20.0	20	0
<b>Packers</b> .....	<b>32</b>	-	<b>371</b>	<b>11.6</b>	<b>32</b>	<b>0</b>
<b>Opponents</b> .....	<b>28</b>	-	<b>330</b>	<b>11.8</b>	<b>22</b>	<b>0</b>

Kickoff Returns	No	Yds	Avg	Long	TD
Canadeo.....	10	242	24.2	43	0
L.Brock.....	5	112	22.4	40	0
*Comp.....	4	81	20.3	24	0
Fritsch.....	4	99	24.8	32	0
*Falkenstein.....	2	47	23.5	24	0
Laws.....	2	47	23.5	24	0
Jacunski.....	1	33	33.0	33	0
<b>Packers</b> .....	<b>28</b>	<b>661</b>	<b>23.6</b>	<b>43</b>	<b>0</b>
<b>Opponents</b> .....	<b>31</b>	<b>606</b>	<b>19.5</b>	<b>37</b>	<b>0</b>

Head Coach:	Earl "Curly" Lambeau	GB	Opp	Attend	Site	
S 17	Brooklyn Tigers (Milw)	W	14	7	12,994	SFP
S 24	Chicago Bears (GB)	W	42	28	24,362	CHS
O 1	Detroit Lions (Milw)	W	27	6	18,556	SFP
O 8	Card-Pitt (GB)	W	34	7	16,535	CIS
*O 14	Philadelphia Eagles (@ Nashville)	L	13	38	20,000	DF
O 22	Cleveland Rams (GB)	W	30	21	18,780	CIS
O 29	@ Detroit Lions	W	14	0	30,844	BrS
N 5	@ Chicago Bears	L	0	21	45,553	WF
N 12	@ Cleveland Rams	W	42	7	17,166	CMS
N 19	@ New York Giants	L	0	24	56,481	PG
N 26	@ Card-Pitt (@ Chicago)	W	35	20	7,158	CoP
			238	141	248,429	

Home: 5-0 (91,227) Away: 3-2 (157,202)

### NFL Championship

D 17	@ New York Giants	W	14	7	46,016	PG
------	-------------------	---	----	---	--------	----

	GB	Opp	Rushing	No	Yds	Avg	Long	TD
<b>Total First Downs</b>	147	114	Fritsch	94	322	3.4	18	4
Rushing	70	56	*Perkins	58	207	3.6	26	0
Passing	63	49	L.Brock	36	200	5.6	42	3
Penalty	14	9	Laws	45	200	4.4	20	3
<b>Total Net Yards</b>	3024	2417	*Duhart	51	183	3.6	16	2
Avg. Per Game	302.4	241.7	Canadeo	31	149	4.8	34	0
Total Plays	648	583	Comp	52	134	2.6	28	2
Avg. Per Play	4.7	4.1	Hutson	12	87	7.3	27	0
<b>Net Yards Rushing</b>	1517	1130	Starret	10	21	2.1	8	2
Avg. Per Game	151.7	113.0	*McKay	5	12	2.4	11	0
Total Rushes	395	357	Urban	1	2	2.0	2	0
<b>Net Yards Passing</b>	1471	1229	<b>Packers</b>	<b>395</b>	<b>1517</b>	<b>3.8</b>	<b>42t</b>	<b>16</b>
Avg. Per Game	147.1	122.9	<b>Opponents</b>	<b>357</b>	<b>1130</b>	<b>3.2</b>	<b>75t</b>	<b>8</b>
Gross Yards	1471	1229						
Att./Completions	253/105	226/89						
Completion Pct.	41.5	39.4						
Had Intercepted	24	29						
<b>Yards Gained/Laterals</b>	36	58						
<b>Punts/Average</b>	48/36.9	57/36.7						
<b>Penalties/Yards</b>	62/558	88/700						
<b>Fumbles/Ball Lost</b>	11/7	25/13						
<b>Touchdowns</b>	34	20						
Rushing	16	8						
Passing	15	11						
Returns	3	1						

Western Div.	W	L	T	Pct	Pts	OP
<b>Green Bay</b>	<b>8</b>	<b>2</b>	<b>0</b>	<b>.800</b>	<b>238</b>	<b>141</b>
Chi. Bears	6	3	1	.667	258	172
Detroit	6	3	1	.667	216	151
Cleveland	4	6	0	.400	188	224
Card-Pitt	0	10	0	.000	108	328

Receiving	No	Yds	Avg	Long	TD
Hutson	58	866	14.9	55t	9
*Duhart	9	176	19.6	32	2
Jacunski	9	151	16.8	48	0
Laws	7	61	8.7	29t	1
Wehba	6	67	11.2	17	0
L.Brock	4	74	18.5	52t	2
Fritsch	3	5	1.7	13	0
Craig	2	17	8.5	9	0
Comp	2	16	8.0	11t	1
Canadeo	1	12	12.0	12	0
Urban	1	10	10.0	10	0
Mason	1	9	9.0	9	0
Starret	1	6	6.0	6	0
*Perkins	1	1	1.0	1	0
<b>Packers</b>	<b>105</b>	<b>1471</b>	<b>14.0</b>	<b>55t</b>	<b>15</b>
<b>Opponents</b>	<b>89</b>	<b>1224</b>	<b>13.8</b>	<b>72t</b>	<b>11</b>

\* — rookie

By Quarter	Q1	Q2	Q3	Q4	OT	Pts
Packers	56	77	41	64	0	238
Opponents	34	27	38	42	0	141

Scoring	TD	Ru	Pa	Ret	PAT	FG	S	PTS
Hutson	9	0	9	0	31/33	0/3	0	85
L.Brock	5	3	2	0				30
Fritsch	5	4	0	1				30
*Duhart	4	2	2	0				24
Laws	4	3	1	0				24
Comp	3	2	1	0				18
*Perkins	2	0	2	0				12
Starret	2	2	0	0				12
Sorenson	0	0	0	0	1/1	0/1	0	1
Schwammel	0	0	0	0	0/0	0/1	0	0
<b>Packers</b>	<b>34</b>	<b>16</b>	<b>15</b>	<b>3</b>	<b>32/34</b>	<b>0/5</b>	<b>1</b>	<b>238</b>
<b>Opponents</b>	<b>20</b>	<b>8</b>	<b>11</b>	<b>1</b>	<b>18/19</b>	<b>1/2</b>	<b>0</b>	<b>141</b>

Interceptions	No	Yds	Avg	Long	TD
Fritsch	6	115	19.2	50t	1
Comp	6	54	9.0	43	0
Hutson	4	50	12.5	43	0
*Duhart	4	23	5.8	14	0
Laws	3	36	12.0	16	0
*Perkins	2	123	61.5	83t	2
*Bilda	1	25	25.0	25	0
Craig	1	20	20.0	20	0
Wehba	1	7	7.0	7	0
C.Brock	1	1	1.0	1	0
<b>Packers</b>	<b>29</b>	<b>454</b>	<b>15.7</b>	<b>83t</b>	<b>3</b>
<b>Opponents</b>	<b>24</b>	<b>344</b>	<b>14.3</b>	<b>48</b>	<b>1</b>

Punting	No	Yds	Avg	TB	In	LG	B
L.Brock	14	491	35.1	-	-	50	0
Canadeo	13	479	36.8	-	-	46	0
Fritsch	10	408	40.8	-	-	54	0
*McKay	8	297	37.1	-	-	55	0
Starret	2	66	33.0	-	-	43	0
*Perkins	1	31	31.0	-	-	31	0
<b>Packers</b>	<b>48</b>	<b>1772</b>	<b>36.9</b>	<b>-</b>	<b>-</b>	<b>55</b>	<b>0</b>
<b>Opponents</b>	<b>57</b>	<b>2092</b>	<b>36.7</b>	<b>-</b>	<b>-</b>	<b>73</b>	<b>0</b>

Punt Returns	Ret	FC	Yds	Avg	Long	TD
Laws	15	-	118	7.9	23	0
L.Brock	4	-	36	9.0	22	0
*Duhart	3	-	32	10.7	18	0
Comp	2	-	32	16.0	18	0
*McKay	2	-	19	9.5	17	0
Canadeo	1	-	4	4.0	4	0
<b>Packers</b>	<b>27</b>	<b>-</b>	<b>241</b>	<b>8.9</b>	<b>23</b>	<b>0</b>
<b>Opponents</b>	<b>18</b>	<b>-</b>	<b>192</b>	<b>10.7</b>	<b>20</b>	<b>0</b>

Kickoff Returns	No	Yds	Avg	Long	TD
Fritsch	11	288	26.2	44	0
Laws	8	132	16.5	25	0
L.Brock	2	41	20.5	21	0
Comp	2	35	17.5	18	0
*Perkins	2	34	17.0	18	0
Canadeo	1	12	12.0	12	0
Craig	1	17	17.0	17	0
*Duhart	1	18	18.0	18	0
Starret	1	13	13.0	13	0
Urban	1	20	20.0	20	0
<b>Packers</b>	<b>30</b>	<b>610</b>	<b>20.3</b>	<b>44</b>	<b>0</b>
<b>Opponents</b>	<b>34</b>	<b>806</b>	<b>23.7</b>	<b>44</b>	<b>0</b>

Passing	Att	Cmp	Yds	Cmp%	Yds/Att	TD	TD%	Int	Int%	LG	Sec	Yds	Rtg
Comp	177	80	1159	45.2	6.55	12	6.8	21	11.9	55t	-	-	50.0
L.Brock	21	5	94	23.8	4.48	2	9.5	0	0.0	48	-	-	77.5
Canadeo	20	9	89	45.0	4.45	0	0.0	0	0.0	51	-	-	58.1
*McKay	14	6	72	42.9	5.14	1	7.1	2	14.3	26t	-	-	43.5
*Duhart	13	4	42	30.8	3.23	0	0.0	0	0.0	12	-	-	41.2
Laws	4	1	15	25.0	3.75	0	0.0	1	25.0	15	-	-	3.1
Hutson	3	0	0	0.0	0.00	0	0.0	0	0.0	0	-	-	39.6
*Bilda	1	0	0	0.0	0.00	0	0.0	0	0.0	0	-	-	39.6
<b>Packers</b>	<b>253</b>	<b>105</b>	<b>1471</b>	<b>41.5</b>	<b>5.81</b>	<b>15</b>	<b>5.9</b>	<b>24</b>	<b>9.5</b>	<b>55t</b>	<b>-</b>	<b>-</b>	<b>41.1</b>
<b>Opponents</b>	<b>226</b>	<b>89</b>	<b>1229</b>	<b>39.4</b>	<b>5.44</b>	<b>11</b>	<b>4.9</b>	<b>29</b>	<b>12.8</b>	<b>72t</b>	<b>-</b>	<b>-</b>	<b>34.2</b>

### Primary Starters

LE	D.Hutson
LT	M.Croft
	B.Ray
LG	G.Sorenson
	B.Kuusisto
C	C.Brock
	B.Flowers
RG	P.Tinsley
	G.Sorenson
RT	P.Berezney
	A.Schwammel
RE	H.Jacunski
QB	L.Craig
LHB	I.Comp
RHB	L.Brock
	J.Laws
FB	T.Fritsch



# 1945 6-4-0, .600, THIRD, WESTERN DIVISION

**Head Coach:** Earl "Curly" Lambeau

	GB	Opp	Attend	Site
S 30 Chicago Bears (GB).....	W	31 21	24,525	CtS
O 7 Detroit Lions (Milw).....	W	57 21	20,463	SFP
O 14 Cleveland Rams (GB).....	L	14 27	24,607	CtS
O 21 Boston Yanks (Milw).....	W	38 14	20,846	SFP
O 28 Chicago Cardinals (GB).....	W	33 14	19,221	CtS
N 4 @ Chicago Bears.....	L	24 28	45,527	WF
N 11 @ Cleveland Rams.....	L	7 20	28,686	CMS
N 18 @ Boston Yanks.....	W	28 0	31,923	FP
N 25 @ New York Giants.....	W	23 14	52,681	PG
D 2 @ Detroit Lions.....	L	3 14	23,468	BrS
		258 173	291,947	

**Home:** 4-1 (109,662) **Away:** 2-3 (182,285)

Scoring	TD	Ru	Pa	Rt	PAT	FG	S	PTS
Hutson	10	1	9	0	31/35	2/4	0	97
Fritsch	8	7	0	1	0/0	3/8	0	57
L.Brock	3	3	0	0				18
Comp	3	1	1	1				0
*Goodnight	3	0	3	0				18
C.Brock	2	0	2	0				12
McKay	2	2	0	0				12
Craig	1	0	1	1				6
*Crimmins	1	0	1	0				6
*Luhn	1	0	1	0				6
Perkins	1	1	0	0				6
Sorenson	0	0	0	0	0/0	0/1	0	0
<b>Packers</b>	<b>35</b>	<b>15</b>	<b>14</b>	<b>6</b>	<b>31/35</b>	<b>5/13</b>	<b>1</b>	<b>258</b>
<b>Opponents</b>	<b>25</b>	<b>16</b>	<b>9</b>	<b>0</b>	<b>23/25</b>	<b>0/3</b>	<b>0</b>	<b>173</b>

	GB	Opp	Rushing	No	Yds	Avg	Long	TD
<b>Total First Downs</b> .....	131	137	Fritsch	89	282	3.2	31	7
Rushing.....	73	65	McKay	71	231	3.3	41	2
Passing.....	44	57	L.Brock	46	196	4.3	28	3
Penalty.....	14	15	Perkins	35	175	5.0	49	1
<b>Total Net Yards</b> .....	2869	3116	*Smith	21	94	4.5	27	0
Avg. Per Game.....	286.9	311.6	Comp	57	92	1.6	18	1
Total Plays.....	595	619	Laws	16	82	5.1	20	0
Avg. Per Play.....	4.8	5.0	Hutson	8	60	7.5	18	1
<b>Net Yards Rushing</b> .....	1325	1349	*Mosley	16	49	3.1	9	0
Avg. Per Game.....	132.5	134.9	Starret	5	26	5.2	13	0
Total Rushes.....	377	388	*Goodnight	8	26	3.3	12	0
<b>Net Yards Passing</b> .....	1536	1708	*Snelling	3	10	3.3	8	0
Avg. Per Game.....	153.6	170.8	Sample	2	2	1.0	3	0
Gross Yards.....	1536	1708	<b>Packers</b> .....	<b>377</b>	<b>1325</b>	<b>3.5</b>	<b>49</b>	<b>15</b>
Att./Completions.....	218/81	231/111	<b>Opponents</b> .....	<b>388</b>	<b>1349</b>	<b>3.5</b>	<b>72t</b>	<b>16</b>
Completion Pct.....	37.2	48.1						
Had Intercepted.....	24	24						
<b>Yards Gained/Laterals</b> .....	8	59						
<b>Punts/Average</b> .....	46/40.0	59/37.5						
<b>Penalties/Yards</b> .....	69/723	68/701						
<b>Fumbles/Ball Lost</b> .....	21/9	31/17						
<b>Touchdowns</b> .....	35	25						
Rushing.....	15	16						
Passing.....	14	9						
Returns.....	6	0						

By Quarter	Q1	Q2	Q3	Q4	OT	Pts
Packers	52	116	56	34	0	258
Opponents	40	42	35	56	0	173

Western Div.	W	L	T	Pct	Pts	OP
Cleveland	9	1	0	.900	244	136
Detroit	7	3	0	.700	195	194
<b>Green Bay</b>	<b>6</b>	<b>4</b>	<b>0</b>	<b>.600</b>	<b>258</b>	<b>173</b>
Chi. Bears	3	7	0	.300	192	235
Chi. Cardinals	1	9	0	.100	98	228

Receiving	No	Yds	Avg	Long	TD
Hutson	47	834	17.7	75t	9
*Luhn	10	151	15.1	44t	1
*Goodnight	7	283	40.4	75t	3
L.Brock	4	87	21.8	46	0
Mulleneaux	3	31	10.3	13	0
Fritsch	3	13	4.3	9	0
Laws	2	11	5.5	7	0
Perkins	2	11	5.5	10	0
Urban	1	55	55.0	55	0
Comp	1	50	50.0	50t	1
*Mosley	1	10	10.0	10	0
<b>Packers</b> .....	<b>81</b>	<b>1536</b>	<b>19.0</b>	<b>75t</b>	<b>14</b>
<b>Opponents</b> .....	<b>111</b>	<b>1708</b>	<b>15.4</b>	<b>84t</b>	<b>9</b>

\* — rookie

Interceptions	No	Yds	Avg	Long	TD
C.Brock	4	122	30.5	38	2
Hutson	4	15	3.8	15	0
Laws	3	60	20.0	35	0
L.Brock	3	33	11.0	23	0
McKay	3	33	11.0	18	0
Comp	2	67	33.5	54t	1
Fritsch	1	69	69.0	69t	1
Starret	1	27	27.0	27	0
*Mosley	1	20	20.0	20	0
*Crimmins	1	12	12.0	12t	1
Tinsley	1	6	6.0	6	0
<b>Packers</b> .....	<b>24</b>	<b>464</b>	<b>19.3</b>	<b>69t</b>	<b>5</b>
<b>Opponents</b> .....	<b>24</b>	<b>356</b>	<b>14.8</b>	<b>-</b>	<b>0</b>

Punting	No	Yds	Avg	TB	In	Lg	B
McKay	44	1814	41.2	-	-	73	0
*Keuper	1	12	12.0	-	-	12	0
Perkins	1	13	13.0	-	-	13	0
<b>Packers</b> .....	<b>46</b>	<b>1839</b>	<b>40.0</b>	<b>-</b>	<b>-</b>	<b>73</b>	<b>0</b>
<b>Opponents</b> .....	<b>59</b>	<b>2210</b>	<b>37.5</b>	<b>-</b>	<b>-</b>	<b>56</b>	<b>0</b>

Punt Returns	Ret	FC	Yds	Avg	Long	TD
Laws	12	-	78	6.5	21	0
McKay	7	-	66	9.4	17	0
*Smith	6	-	67	11.2	20	0
L.Brock	4	-	37	9.3	18	0
Comp	4	-	36	9.0	15	0
Mason	1	-	20	20.0	20	0
*Mosley	1	-	13	13.0	13	0
<b>Packers</b> .....	<b>35</b>	<b>-</b>	<b>317</b>	<b>9.1</b>	<b>21</b>	<b>0</b>
<b>Opponents</b> .....	<b>25</b>	<b>-</b>	<b>284</b>	<b>11.4</b>	<b>32</b>	<b>0</b>

Kickoff Returns	No	Yds	Avg	Long	TD
Fritsch	8	279	34.9	79	0
Comp	5	110	22.0	31	0
Hutson	4	37	9.3	12	0
Laws	4	72	18.0	29	0
McKay	4	67	16.8	26	0
*Smith	2	46	23.0	26	0
L.Brock	1	12	12.0	12	0
Craig	1	11	11.0	11	0
*Goodnight	1	8	8.0	8	0
Mason	1	15	15.0	15	0
Pannell	1	10	10.0	10	0
Starret	1	3	3.0	3	0
<b>Packers</b> .....	<b>33</b>	<b>670</b>	<b>20.3</b>	<b>79</b>	<b>0</b>
<b>Opponents</b> .....	<b>39</b>	<b>737</b>	<b>18.9</b>	<b>36</b>	<b>0</b>

Passing	Att	Cmp	Yds	Cmp%	Yds/Att	TD%	Int	Int%	LG	Sck	Yds	Rtng
Comp	106	44	865	41.5	8.16	7	6.6	11	10.4	75t	-	53.1
McKay	89	32	520	36.0	5.84	5	5.6	9	10.1	59t	-	35.5
L.Brock	22	5	151	22.7	6.86	2	9.1	3	13.6	50t	-	46.4
*Mosley	1	0	0	0.0	0.00	0	0.0	1100.0	0	0	-	0.0
<b>Packers</b> .....	<b>218</b>	<b>81</b>	<b>1536</b>	<b>37.2</b>	<b>7.05</b>	<b>14</b>	<b>6.4</b>	<b>24</b>	<b>11.0</b>	<b>75t</b>	<b>-</b>	<b>44.2</b>
<b>Opponents</b> .....	<b>231</b>	<b>111</b>	<b>1708</b>	<b>48.1</b>	<b>7.39</b>	<b>9</b>	<b>3.9</b>	<b>24</b>	<b>10.4</b>	<b>84t</b>	<b>-</b>	<b>46.3</b>

2017 Review  
 Draft & Free Agents  
 Veterans  
 Admin. & Coaches  
 Community  
 Misc.

### Primary Starters

LE	*C.Goodnight
	D.Hutson
LT	B.Ray
LG	C.Tollefson
C	C.Brock
	B.Flowers
RG	P.Tinsley
RT	*P.Lipscomb
RE	*N.Luhn
	J.Mason
QB	L.Craig
LHB	I.Comp
RHB	J.Laws
	L.Brock
FB	T.Fritsch

# 6-5-0, .545, THIRD (TIE), WESTERN DIVISION 1946

Head Coach:	Earl "Curly" Lambeau	GB	Opp	Attend	Site
S 29	Chicago Bears (GB)	L	7 30	25,049	CIS
O 6	Los Angeles Rams (Milw)	L	17 21	27,049	SFP
O 13	@ Philadelphia Eagles	W	19 7	36,127	SP
O 20	Pittsburgh Steelers (GB)	W	17 7	22,588	CIS
O 27	Detroit Lions (Milw)	W	10 7	23,564	SFP
N 3	@ Chicago Bears	L	7 10	46,321	WF
N 10	@ Chicago Cardinals	W	19 7	30,681	CoP
N 17	@ Detroit Lions	W	9 0	21,055	BrS
N 24	Chicago Cardinals (GB)	L	6 24	16,150	CIS
D 1	@ Washington Redskins	W	20 7	33,691	GrS
D 8	@ Los Angeles Rams	L	17 38	46,838	LAC
			148 158	329,113	

Home: 2-3 (114,400) Away: 4-2 (214,713)

Total First Downs	GB	Opp	Rushing	No	Yds	Avg	Long	TD
Rushing	160	156	Canadeo	122	476	3.9	27	0
Passing	112	82	Fritsch	128	444	3.5	32	9
Penalty	34	59	*Schlinkman	97	379	3.9	44	2
Total Net Yards	14	15	*Aberson	48	161	3.4	13	0
Avg. Per Game	2618	2661	Smith	22	119	5.4	36	0
Total Plays	738	241.9	*Forte	17	73	4.3	20	0
Avg. Per Play	238.0	581	Comp	61	62	1.0	29	1
Net Yards Rushing	3.5	4.6	*Nussbaumer	29	43	1.5	16	0
Avg. Per Game	1765	1372	McKay	21	34	1.6	9	1
Total Rushes	160.5	124.7	Craig	1	-3	-3.0	-3	0
Net Yards Passing	560	367	Rohrig	14	-23	-1.6	15	0
Avg. Per Game	841	1288	Packers	560	1765	3.2	44	13
Gross Yards	76.5	117.1	Opponents	367	1372	3.7	61t	12
Att./Completions	841	1288						
Completion Pct.	178/54	214/94						
Had Intercepted	30.3	43.9						
Yards Gained/Laterals	18	24						
Punts/Average	12	1						
Penalties/Yards	65/42.9	60/41.9						
Fumbles/Ball Lost	82/693	76/628						
Touchdowns	24/11	45/28						
Rushing	17	21						
Passing	13	12						
Returns	4	6						
	0	3						

Western Div.	W	L	T	Pct	Pts	OP
Chi. Bears	8	2	1	.800	289	193
Los Angeles	6	4	1	.600	277	257
Green Bay	6	5	0	.545	148	158
Chi. Cardinals	6	5	0	.545	260	198
Detroit	1	10	0	.091	142	310

Receiving	No	Yds	Avg	Long	TD
Goodnight	16	308	19.3	51t	1
Luhn	16	224	14.0	36t	2
*Nussbaumer	10	143	14.3	35	0
*Wells	2	74	37.0	65	0
Rohrig	2	36	18.0	21	0
Canadeo	2	25	12.5	15	0
Fritsch	2	13	6.5	12t	1
*Forte	2	5	2.5	4	0
*Prescott	1	8	8.0	8	0
*Schlinkman	1	5	5.0	5	0
Packers	54	841	15.6	65	4
Opponents	94	1288	13.7	54	6

\* - rookie

By Quarter	Q1	Q2	Q3	Q4	OT	Pts
Packers	13	47	33	55	0	148
Opponents	24	38	45	51	0	158

## Primary Starters

LE	C.Goodnight
LT	B.Ray
LG	*D.Wildung
C	C.Brock
RG	*M.Pregulman
RT	P.Lipscomb
RE	N.Luhn
	*D.Wells
QB	L.Craig
LHB	B.Smith (3)
	I.Comp (2)
	T.Canadeo (2)
	*C.Aberson (2)
RHB	H.Rohrig
FB	*B.Nussbaumer
	T.Fritsch

Scoring	TD	Ru	Pa	Rt	PAT	FG	S	Pts
Fritsch	10	9	1	0	13/15	9/17	0	100
Luhn	2	0	2	0				14
*Schlinkman	2	2	0	0				12
McKay	1	1	0	0	2/2	0/0	0	8
Comp	1	1	0	0				6
Goodnight	1	0	1	0				6
*Odson	0	0	0	0				2
Packers	17	13	4	0	15/17	9/17	2	148
Opponents	21	12	6	3	20/21	4/7	0	158

Interceptions	No	Yds	Avg	Long	TD
Rohrig	5	134	26.8	51	0
*Aberson	3	53	17.7	33	0
*Nussbaumer	3	31	10.3	16	0
Keuper	3	22	7.3	10	0
Comp	2	38	19.0	21	0
*Forte	2	23	11.5	16	0
Canadeo	1	23	23.0	23	0
McKay	1	20	20.0	20	0
Mosley	1	20	20.0	20	0
Mitchell	1	18	18.0	18	0
Fritsch	1	15	15.0	15	0
Ray	1	2	2.0	2	0
Packers	24	399	16.6	51	0
Opponents	18	275	15.3	85t	1

Punting	No	Yds	Avg	TB	In	Ln	B
McKay	64	2735	42.7	-	-	-	64
Fritsch	1	52	52.0	-	-	-	52
Packers	65	2787	42.9	-	-	-	64
Opponents	60	2513	41.9	-	-	-	69

Punt Returns	Ret	FC	Yds	Avg	Long	TD
*Nussbaumer	12	-	98	8.2	21	0
Rohrig	8	-	98	12.3	18	0
Canadeo	6	-	76	12.7	22	0
Smith	2	-	12	6.0	8	0
Packers	28	-	284	10.1	22	0
Opponents	35	-	414	11.8	70	0

Kickoff Returns	No	Yds	Avg	Long	TD
Canadeo	6	163	27.2	38	0
*Nussbaumer	6	148	24.7	44	0
Rohrig	5	106	21.2	27	0
*Aberson	3	69	23.0	26	0
Fritsch	3	68	22.7	37	0
Craig	2	18	9.0	11	0
Luhn	2	28	14.0	17	0
McKay	2	41	20.5	22	0
*Schlinkman	2	43	21.5	23	0
Comp	1	29	29.0	29	0
Keuper	1	6	6.0	6	0
Smith	1	21	21.0	21	0
Packers	34	740	21.8	44	0
Opponents	28	683	24.4	51	0

Passing	Att	Cmp	Yds	Cmp%	Yds/Att	TD	TD%	Int	Int%	LG	Sck	Yds	Rtng
Comp	94	27	333	28.7	3.54	1	1.1	8	8.5	35	-	-	9.9
*Aberson	41	14	184	34.1	4.49	0	0.0	5	12.2	30	-	-	9.7
Canadeo	27	7	189	25.9	7.00	1	3.7	3	11.1	51t	-	-	29.0
Rohrig	8	2	97	25.0	12.13	1	12.5	1	12.5	65	-	-	77.6
*Forte	7	3	28	42.9	4.00	1	14.3	1	14.3	15	-	-	54.5
*Nussbaumer	1	1	10	100.0	10.00	0	0.0	0	0.0	10	-	-	108.3
Packers	178	54	841	30.3	4.72	4	2.2	18	10.1	65	-	-	15.0
Opponents	214	94	1288	43.9	6.02	6	2.8	24	11.2	54	-	-	33.5

Community

Admin & Coaches

Veterans

Draft & Free Agents

Review

1946

Lambeau Field

Misc.

# 1947 6-5-1, .545, THIRD, WESTERN DIVISION

Head Coach: Earl "Curly" Lambeau		GB	Opp	Attend	Site	
S 28	Chicago Bears (GB).....	W	29	20	25,461	CtS
O 5	Los Angeles Rams (Milw).....	W	17	14	31,613	SFP
O 12	Chicago Cardinals (GB).....	L	10	14	25,562	CtS
O 19	Washington Redskins (Milw).....	W	27	10	28,572	SFP
O 26	Detroit Lions (GB).....	W	34	17	25,179	CtS
N 2	Pittsburgh Steelers (Milw).....	L	17	18	30,073	SFP
N 9	@ Chicago Bears.....	L	17	20	46,112	WF
N 16	@ Chicago Cardinals.....	L	20	21	40,086	CoP
N 23	@ New York Giants.....	T	24	24	27,939	PG
N 30	@ Los Angeles Rams.....	W	30	10	31,040	LAC
D 7	@ Detroit Lions.....	W	35	14	14,055	BrS
D 14	@ Philadelphia Eagles.....	L	14	28	24,216	SP
<b>Home: 4-2 (166,400)</b>			<b>274</b>	<b>210</b>	<b>349,908</b>	
<b>Away: 2-3-1 (183,508)</b>						

	GB	Opp	Rushing	No	Yds	Avg	Long	TD
<b>Total First Downs</b> .....	206	193	Canadeo.....	103	464	4.5	35	2
Rushing.....	105	96	Schlinkman.....	115	439	3.8	20	2
Passing.....	82	71	Smith.....	47	288	6.1	37	1
Penalty.....	19	26	*Cody.....	56	263	4.7	51	2
<b>Total Net Yards</b> .....	3769	3206	Fritsch.....	68	247	3.6	48	6
Avg. Per Game.....	314.1	267.2	Gillette.....	50	207	4.1	26	0
Total Plays.....	763	710	B.Forte.....	29	80	2.8	12	0
Avg. Per Play.....	4.9	4.5	Jacobs.....	18	64	3.6	15t	1
<b>Net Yards Rushing</b> .....	2149	1606	Comp.....	5	46	9.2	34	0
Avg. Per Game.....	179.1	133.8	Rohrig.....	7	22	3.1	6	0
Total Rushes.....	510	433	Keuper.....	6	14	2.3	8	0
<b>Net Yards Passing</b> .....	1620	1600	McKay.....	3	11	3.7	5	0
Avg. Per Game.....	135.0	133.3	Cuff.....	1	7	7.0	7	0
Gross Yards.....	1724	1790	Goodnight.....	1	-1	-1.0	-1	0
Att./Completions.....	253/112	277/122	*Wilson.....	1	-2	-2.0	-2	0
Completion Pct.....	44.3	44.0	<b>Packers</b> .....	<b>510</b>	<b>2149</b>	<b>4.2</b>	<b>51</b>	<b>14</b>
Had Intercepted.....	19	30	<b>Opponents</b> .....	<b>433</b>	<b>1606</b>	<b>3.7</b>	<b>41</b>	<b>13</b>
<b>Yards Gained/Laterals</b> .....	0	0						
<b>Punts/Average</b> .....	65/43.6	65/43.5						
<b>Penalties/Yards</b> .....	104/1019	88/759						
<b>Fumbles/Ball Lost</b> .....	24/13	41/21						
<b>Touchdowns</b> .....	33	28						
Rushing.....	14	13						
Passing.....	17	14						
Returns.....	2	1						

By Quarter	Q1	Q2	Q3	Q4	OT	Pts
Packers	49	61	85	79	0	274
Opponents	37	57	58	58	0	210

Western Div.	W	L	T	Pct	Pts	OP
Chi. Cardinals.....	9	3	0	.750	306	231
Chi. Bears.....	8	4	0	.667	363	241
<b>Green Bay.....</b>	<b>6</b>	<b>5</b>	<b>1</b>	<b>.545</b>	<b>274</b>	<b>210</b>
Los Angeles.....	6	6	0	.500	259	214
Detroit.....	3	9	0	.250	231	305

Receiving	No	Yds	Avg	Long	TD
Luhn.....	42	696	16.6	44	7
Goodnight.....	38	593	15.6	69t	6
Gillette.....	12	224	18.7	50	1
B.Forte.....	7	80	11.4	22t	2
Smith.....	4	50	12.5	36t	1
*Wilson.....	3	34	11.3	15	0
Keuper.....	2	37	18.5	26	0
Schlinkman.....	2	-6	-3.0	-1	0
Craig.....	1	14	14.0	14	0
*Cody.....	1	2	2.0	2	0
<b>Packers</b> .....	<b>112</b>	<b>1724</b>	<b>15.4</b>	<b>69t</b>	<b>17</b>
<b>Opponents</b> .....	<b>122</b>	<b>1790</b>	<b>14.7</b>	<b>66t</b>	<b>14</b>

\* - rookie

Scoring	TD	Ru	Pa	Rt	PAT	FG	S	Pts
Fritsch	6	6	0	0	2/2	6/13	0	56
Cuff	0	0	0	0	30/30	7/16	0	51
Luhn	7	0	7	0			0	42
Goodnight	6	0	6	0			0	36
B.Forte	3	0	2	1			0	18
Smith	2	1	1	0			1	14
Canadeo	2	2	0	0			0	12
*Cody	2	2	0	0			0	12
Schlinkman	2	2	0	0			0	12
Gillette	1	0	1	0			0	6
Jacobs	1	1	0	0			0	6
Neal	1	0	0	1			0	6
Wildung	0	0	0	0			1	2
McKay	0	0	0	0	1/1	0/0	0	1
<b>Packers</b>	<b>33</b>	<b>14</b>	<b>17</b>	<b>2</b>	<b>33/33</b>	<b>13/29</b>	<b>2</b>	<b>274</b>
<b>Opponents</b>	<b>28</b>	<b>13</b>	<b>14</b>	<b>1</b>	<b>25/28</b>	<b>5/11</b>	<b>1</b>	<b>210</b>

Interceptions	No	Yds	Avg	Long	TD
B.Forte.....	9	140	15.6	68t	1
Comp.....	6	65	10.8	30	0
Rohrig.....	5	80	16.0	28	0
Jacobs.....	4	64	16.0	29	0
Keuper.....	2	41	20.5	26	0
Brock.....	2	14	7.0	7	0
Flowers.....	1	12	12.0	12	0
Fritsch.....	1	12	12.0	12	0
<b>Packers</b> .....	<b>30</b>	<b>428</b>	<b>14.3</b>	<b>68t</b>	<b>1</b>
<b>Opponents</b> .....	<b>19</b>	<b>293</b>	<b>15.4</b>	<b>63t</b>	<b>1</b>

Punting	No	Yds	Avg	TB	In	Lg	B
Jacobs.....	57	2481	43.5	-	-	74	1
McKay.....	8	350	43.8	-	-	54	0
<b>Packers</b> .....	<b>65</b>	<b>2831</b>	<b>43.6</b>	-	-	<b>74</b>	<b>1</b>
<b>Opponents</b> .....	<b>65</b>	<b>2830</b>	<b>43.5</b>	-	-	<b>86</b>	<b>0</b>

Punt Returns	Ret	FC	Yds	Avg	Long	TD
Rohrig.....	18	-	213	11.8	28	0
Gillette.....	11	-	168	15.3	26	0
Canadeo.....	10	-	111	11.1	24	0
*Cody.....	2	-	30	15.0	20	0
Comp.....	1	-	0	0.0	0	0
B.Forte.....	1	-	15	15.0	15	0
Jacobs.....	1	-	4	4.0	4	0
Smith.....	1	-	22	22.0	22	0
<b>Packers</b> .....	<b>45</b>	-	<b>563</b>	<b>12.5</b>	<b>28</b>	<b>0</b>
<b>Opponents</b> .....	<b>44</b>	-	<b>483</b>	<b>11.0</b>	<b>35</b>	<b>0</b>

Kickoff Returns	No	Yds	Avg	Long	TD
Canadeo.....	15	312	20.8	35	0
*Cody.....	10	269	26.9	39	0
Fritsch.....	5	100	20.0	25	0
Gillette.....	3	66	22.0	29	0
Smith.....	3	61	20.3	23	0
B.Forte.....	2	28	14.0	23	0
Luhn.....	2	30	15.0	18	0
Goodnight.....	1	7	7.0	7	0
Lipscomb.....	1	1	1.0	1	0
<b>Packers</b> .....	<b>42</b>	<b>874</b>	<b>20.8</b>	<b>39</b>	<b>0</b>
<b>Opponents</b> .....	<b>48</b>	<b>1034</b>	<b>21.5</b>	<b>40</b>	<b>0</b>

Passing	Att	Cmp	Yds	Cmp%	Yds/Att	TD%	Int	Int%	LG	Sck	Yds	Rtg
Jacobs.....	242	108	1615	44.6	6.67	16	6.6	17	7.0	69t	-	59.8
Canadeo.....	8	3	101	37.5	12.63	1	12.5	1	12.5	38	-	85.4
B.Forte.....	2	1	8	50.0	4.00	0	0.0	0	0.0	8	-	60.4
Comp.....	1	0	0	0.0	0.00	0	0.0	1	100.0	0	-	0.0
<b>Packers</b> .....	<b>253</b>	<b>112</b>	<b>1724</b>	<b>44.3</b>	<b>6.81</b>	<b>17</b>	<b>6.7</b>	<b>19</b>	<b>7.5</b>	<b>69t</b>	<b>104</b>	<b>58.5</b>
<b>Opponents</b> .....	<b>277</b>	<b>122</b>	<b>1790</b>	<b>44.0</b>	<b>6.46</b>	<b>14</b>	<b>5.1</b>	<b>30</b>	<b>10.8</b>	<b>66t</b>	<b>190</b>	<b>43.0</b>

### Primary Starters

LE	C.Goodnight
LT	B.Ray
LG	D.Wildung
C	L.Gatewood
	C.Brock
RG	D.Tassos
	*R.Davis
RT	P.Lipscomb
RE	N.Luhn
QB	J.Jacobs
	L.Craig
LHB	B.Smith
	T.Canadeo
RHB	B.Forte
	H.Rohrig
FB	T.Fritsch

Admin. & Coaches  
 Community  
 Veterans  
 Draft & Free Agents  
 Review  
 1947  
 Lambeau Field  
 Misc.

<b>Head Coach:</b> Earl "Curly" Lambeau		<b>GB</b>	<b>Opp</b>	<b>Attend</b>	<b>Site</b>	
S 17	@ Boston Yanks.....	W	31	0	15,443	FP
S 26	Chicago Bears (GB).....	L	7	45	25,546	CIS
O 3	Detroit Lions (GB).....	W	33	21	24,206	CIS
O 10	Chicago Cardinals (Milw).....	L	7	17	34,369	SFP
O 17	Los Angeles Rams (GB).....	W	16	0	25,119	CIS
O 24	Washington Redskins (Milw).....	L	7	23	13,433	SFP
O 31	@ Detroit Lions.....	L	20	24	16,174	BrS
N 7	@ Pittsburgh Steelers.....	L	7	38	26,058	FoF
N 14	@ Chicago Bears.....	L	6	7	48,113	WF
N 21	New York Giants (Milw).....	L	3	49	12,639	SFP
N 28	@ Los Angeles Rams.....	L	10	24	23,874	LAC
D 5	@ Chicago Cardinals.....	L	7	42	26,072	CoP
			154	290	291,046	
<b>Home:</b> 2-4 (135,312)		<b>Away:</b> 1-5 (155,734)				

	<b>GB</b>	<b>Opp</b>
<b>Total First Downs</b> .....	172	222
Rushing.....	89	132
Passing.....	58	74
Penalty.....	25	16
<b>Total Net Yards</b> .....	2842	3698
Avg. Per Game.....	236.8	308.2
Total Plays.....	720	797
Avg. Per Play.....	3.9	4.6
<b>Net Yards Rushing</b> .....	1759	2153
Avg. Per Game.....	146.6	179.4
Total Rushes.....	446	537
<b>Net Yards Passing</b> .....	1071	1476
Avg. Per Game.....	89.3	123.0
Gross Yards.....	1364	1626
Att./Completions.....	274/109	260/134
Completion Pct.....	39.8	51.5
Had Intercepted.....	29	29
<b>Yards Gained/Laterals</b> .....	12	69
<b>Punts/Average</b> .....	78/40.3	70/43.3
<b>Penalties/Yards</b> .....	104/941	91/771
<b>Fumbles/Ball Lost</b> .....	30/19	23/15
<b>Touchdowns</b> .....	20	39
Rushing.....	11	21
Passing.....	8	13
Returns.....	1	5

<b>By Quarter</b>	<b>Q1</b>	<b>Q2</b>	<b>Q3</b>	<b>Q4</b>	<b>OT</b>	<b>Pts</b>
Packers.....	40	44	20	50	0	154
Opponents.....	55	90	59	86	0	290

### Primary Players by Position

<b>E</b>	T.Cook	QB	J.Jacobs
	L.Craig	HB	T.Canadeo
	C.Goodnight		I.Comp
	N.Luhn		*R.Earhart
	D.Wells		B.Forte
	G.Wilson		*J.Girard
<b>T</b>	P.Lipscomb		*F.Provo
	E.Neal		*E.Smith
	U.Odson	FB	E.Cody
	B.Ray		T.Fritsch
<b>C</b>	*L.Baxter		W.Schlinkman
	B.Flowers		
	*J.Rhodemyre		
<b>G</b>	E.Bell		
	R.Davis		
	*L.Olsonoski		
	D.Tassos		
	E.Vogds		
	D.Wildung		

<b>Scoring</b>	<b>TD</b>	<b>Ru</b>	<b>Pa</b>	<b>Rt</b>	<b>PAT</b>	<b>FG</b>	<b>S</b>	<b>Pts</b>
Fritsch.....	1	0	0	1	5/6	6/16	0	29
Canadeo.....	4	4	0	0	0	0	0	24
Schlinkman.....	4	4	0	0	0	0	0	24
*Earhart.....	3	1	2	0	0	0	0	18
Goodnight.....	3	0	3	0	0	0	0	18
Luhn.....	2	0	2	0	0	0	0	12
Cody.....	0	0	0	0	11/13	0/0	0	11
Forte.....	1	0	1	0	0	0	0	6
Jacobs.....	1	1	0	0	0	0	0	6
Roskie.....	1	1	0	0	0	0	0	6
<b>Packers</b> .....	<b>20</b>	<b>11</b>	<b>8</b>	<b>1</b>	<b>16/19</b>	<b>6/16</b>	<b>0</b>	<b>154</b>
<b>Opponents</b> .....	<b>39</b>	<b>21</b>	<b>13</b>	<b>5</b>	<b>38/39</b>	<b>6/14</b>	<b>0</b>	<b>290</b>

<b>Interceptions</b>	<b>No</b>	<b>Yds</b>	<b>Avg</b>	<b>Long</b>	<b>TD</b>
Cook.....	6	81	13.5	27	0
Comp.....	5	86	17.2	28	0
Forte.....	5	56	11.2	40	0
Flowers.....	4	21	5.3	19	0
Canadeo.....	3	26	8.7	25	0
Wilson.....	2	13	6.5	13	0
Fritsch.....	1	52	52.0	52	0
*Girard.....	1	34	34.0	34	0
*Rhodemyre.....	1	24	24.0	24	0
Roskie.....	1	12	12.0	12	0
<b>Packers</b> .....	<b>29</b>	<b>405</b>	<b>14</b>	<b>52</b>	<b>0</b>
<b>Opponents</b> .....	<b>29</b>	<b>457</b>	<b>15.8</b>	<b>82t</b>	<b>3</b>

<b>Punting</b>	<b>No</b>	<b>Yds</b>	<b>Avg</b>	<b>TB</b>	<b>In</b>	<b>Lg</b>	<b>B</b>
Jacobs.....	69	2782	40.3	-	-	78	1
*Girard.....	8	320	40.0	-	-	49	0
Canadeo.....	1	38	38.0	-	-	38	0
<b>Packers</b> .....	<b>78</b>	<b>3140</b>	<b>40.3</b>	<b>-</b>	<b>-</b>	<b>78</b>	<b>1</b>
<b>Opponents</b> .....	<b>70</b>	<b>3029</b>	<b>43.3</b>	<b>-</b>	<b>-</b>	<b>88</b>	<b>0</b>

<b>Western Div.</b>	<b>W</b>	<b>L</b>	<b>T</b>	<b>Pct</b>	<b>Pts</b>	<b>OP</b>
Chi. Cardinals.....	11	1	0	.917	395	226
Chi. Bears.....	10	2	0	.833	375	151
Los Angeles.....	6	5	1	.545	327	269
<b>Green Bay</b> .....	<b>3</b>	<b>9</b>	<b>0</b>	<b>.250</b>	<b>154</b>	<b>290</b>
Detroit.....	2	10	0	.167	200	407

<b>Receiving</b>	<b>No</b>	<b>Yds</b>	<b>Avg</b>	<b>Long</b>	<b>TD</b>
Goodnight.....	28	448	16.0	57	3
Luhn.....	17	285	16.8	40	2
*Earhart.....	17	194	11.4	64t	2
Cook.....	13	156	12.0	23	0
*E.Smith.....	12	121	10.1	49	0
Canadeo.....	9	81	9.0	32	0
Forte.....	6	63	10.5	19	1
*Provo.....	4	-9	-2.2	3	0
Wilson.....	2	23	11.5	14	0
*Girard.....	1	2	2.0	2	0
<b>Packers</b> .....	<b>109</b>	<b>1364</b>	<b>12.5</b>	<b>64t</b>	<b>8</b>
<b>Opponents</b> .....	<b>134</b>	<b>1626</b>	<b>12.1</b>	<b>61t</b>	<b>13</b>

<b>Passing</b>	<b>Att</b>	<b>Cmp</b>	<b>Yds</b>	<b>Cmp%</b>	<b>Yds/Att</b>	<b>TD</b>	<b>TD%</b>	<b>Int</b>	<b>Int%</b>	<b>Lg</b>	<b>Sck</b>	<b>Yds</b>	<b>Rtng</b>
Jacobs.....	184	82	848	44.6	4.61	5	2.7	21	11.4	64t	-	-	27.9
Comp.....	49	16	335	32.7	6.84	1	2.0	7	14.3	50t	-	-	25.0
*Moss.....	17	4	20	23.5	1.18	0	0.0	0	0.0	10	-	-	39.6
*Girard.....	14	4	117	28.6	8.36	1	7.1	1	7.1	40	-	-	56.0
Canadeo.....	8	2	24	25.0	3.00	0	0.0	0	0.0	15	-	-	39.6
*Provo.....	1	1	20	100.0	20.00	1	100.0	0	0.0	20	-	-	158.3
B.Smith.....	1	0	0	0.0	0.00	0	0.0	0	0.0	0	-	-	39.6
<b>Packers</b> .....	<b>274</b>	<b>109</b>	<b>1364</b>	<b>39.8</b>	<b>4.98</b>	<b>8</b>	<b>2.9</b>	<b>29</b>	<b>10.6</b>	<b>64t</b>	<b>293</b>	<b>26.1</b>	
<b>Opponents</b> .....	<b>260</b>	<b>134</b>	<b>1626</b>	<b>51.5</b>	<b>6.25</b>	<b>13</b>	<b>5.0</b>	<b>29</b>	<b>11.2</b>	<b>61t</b>	<b>150</b>	<b>48.2</b>	

<b>Community</b>
<b>Admin &amp; Coaches</b>
<b>Veterans</b>
<b>Free Agents</b>
<b>2017 Review</b>
<b>1948</b>
<b>Lambeau Field</b>
<b>Misc.</b>



# 1949 2-10-0, .167, FIFTH, WESTERN DIVISION

**Head Coach:** Earl "Curly" Lambeau

	GB	Opp	Attend	Site
S 25 Chicago Bears (GB).....	L	0 17	25,571	CtS
O 2 Los Angeles Rams (GB).....	L	7 48	24,308	CtS
O 7 @ New York Bulldogs.....	W	19 0	5,099	PG
O 16 Chicago Cardinals (Milw).....	L	17 39	18,464	SFP
O 23 @ Los Angeles Rams.....	L	7 35	37,546	LAC
O 30 Detroit Lions (Milw).....	W	16 14	10,855	SFP
N 6 @ Chicago Bears.....	L	3 24	47,218	WF
N 13 New York Giants (GB).....	L	10 30	20,151	CtS
N 20 Pittsburgh Steelers (Milw).....	L	7 30	5,483	SFP
N 27 @ Chicago Cardinals.....	L	21 41	16,787	CoP
D 4 @ Washington Redskins.....	L	0 30	23,200	GrS
D 11 @ Detroit Lions.....	L	7 21	12,576	BrS
		114 329	247,258	

**Home:** 1-5 (104,832) **Away:** 1-5 (142,426)

Scoring	TD	Ru	Pa	Rt	PAT	FG	S	PTS
Fritsch	1	1	0	0	11/13	5/20	0	32
Canadeo	4	4	0	0			0	24
Pritko	2	0	2	0			0	12
Cook	1	0	1	0			0	6
Earhart	1	0	0	1			0	6
Girard	1	1	0	0			0	6
*Heath	1	1	0	0			0	6
Johnson	1	0	1	0			0	6
*Kelley	1	0	1	0			0	6
Luhn	1	0	1	0			0	6
*Ethridge	0	0	0	0	1/1	1/2	0	4
<b>Packers</b>	<b>14</b>	<b>7</b>	<b>5</b>	<b>2</b>	<b>12/14</b>	<b>6/22</b>	<b>0</b>	<b>114</b>
<b>Opponents</b>	<b>42</b>	<b>20</b>	<b>15</b>	<b>7</b>	<b>40/41</b>	<b>11/26</b>	<b>2</b>	<b>329</b>

	GB	Opp	Rushing	No	Yds	Avg	Long	TD
<b>Total First Downs</b> .....	182	218	Canadeo	208	1052	5.1	54	4
Rushing.....	99	110	Fritsch	69	227	3.3	27	1
Passing.....	68	89	Girard	45	198	4.4	35	1
Penalty.....	15	19	Schlinkman	47	196	4.2	37	0
<b>Total Net Yards</b> .....	3119	3999	Forte	40	135	3.4	25	0
Avg. Per Game.....	259.9	333.3	*Summerhays	29	101	3.5	14	0
Total Plays.....	802	794	Earhart	20	54	2.7	14	0
Avg. Per Play.....	3.9	5.0	Cifers	23	52	2.3	19	0
<b>Net Yards Rushing</b> .....	2061	2077	*Heath	10	25	2.5	18	1
Avg. Per Game.....	171.8	173.1	Smith	9	15	1.7	-	0
Total Rushes.....	503	501	*Kirby	3	6	2.0	8	0
<b>Net Yards Passing</b> .....	1058	1879	<b>Packers</b>	<b>503</b>	<b>2061</b>	<b>4.1</b>	<b>54</b>	<b>7</b>
Avg. Per Game.....	88.2	156.6	<b>Opponents</b>	<b>501</b>	<b>2077</b>	<b>4.1</b>	<b>80t</b>	<b>20</b>
Gross Yards.....	1291	2123						
Att./Completions.....	299/91	293/139						
Completion Pct.....	30.4	47.4						
Had Intercepted.....	29	20						
<b>Yards Gained/Laterals</b> .....	0	43						
<b>Punts/Average</b> .....	87/40.2	68/39.8						
<b>Penalties/Yards</b> .....	76/722	91/836						
<b>Fumbles/Ball Lost</b> .....	32/16	23/15						
<b>Touchdowns</b> .....	14	42						
Rushing.....	7	20						
Passing.....	5	15						
Returns.....	2	7						

By Quarter	Q1	Q2	Q3	Q4	OT	Pts
Packers	6	47	26	35	0	114
Opponents	95	47	83	104	0	329

Western Div.	W	L	T	Pct	Pts	OP
Los Angeles	8	2	2	.800	360	239
Chi. Bears	9	3	0	.750	332	218
Chi. Cardinals	6	5	1	.545	360	301
Detroit	4	8	0	.333	237	259
<b>Green Bay</b>	<b>2</b>	<b>10</b>	<b>0</b>	<b>.167</b>	<b>114</b>	<b>329</b>

Receiving	No	Yds	Avg	Long	TD
Cook	25	442	17.7	50	1
*Kelley	17	222	13.1	32	1
Luhn	15	169	11.3	30	1
Forte	7	85	12.1	28	0
Pritko	6	94	15.7	24t	2
Fritsch	6	81	13.5	35	0
Earhart	5	109	21.8	50	0
*Orlich	4	39	9.8	12	0
Canadeo	3	-2	-0.7	3	0
*Summerhays	1	34	34.0	34	0
Girard	1	13	13.0	13	0
Cifers	1	5	5.0	5	0
<b>Packers</b>	<b>91</b>	<b>1291</b>	<b>14.2</b>	<b>50</b>	<b>5</b>
<b>Opponents</b>	<b>139</b>	<b>2123</b>	<b>15.3</b>	<b>64t</b>	<b>15</b>

\* - rookie

Interceptions	No	Yds	Avg	Long	TD
Cook	5	52	10.4	30	0
Rhodymyre	4	12	3.0	9	0
Comp	3	24	8.0	14	0
Jacobs	2	26	13.0	26	0
Forte	2	17	8.5	17	0
Girard	1	41	41.0	41	0
Tassos	1	10	10.0	10	0
Harding	1	5	5.0	5	0
*Burriss	1	0	0.0	0	0
<b>Packers</b>	<b>20</b>	<b>187</b>	<b>9.4</b>	<b>41</b>	<b>0</b>
<b>Opponents</b>	<b>29</b>	<b>406</b>	<b>14.0</b>	<b>68</b>	<b>4</b>

Punting	No	Yds	Avg	TB	In	Lg	B
Girard	69	2694	39.0	-	-	72	3
Jacobs	17	757	44.5	-	-	58	0
Cifers	1	49	49.0	-	-	49	0
<b>Packers</b>	<b>87</b>	<b>3500</b>	<b>40.2</b>	<b>-</b>	<b>-</b>	<b>72</b>	<b>3</b>
<b>Opponents</b>	<b>68</b>	<b>2708</b>	<b>39.8</b>	<b>-</b>	<b>-</b>	<b>82</b>	<b>1</b>

Punt Returns	Ret	FC	Yds	Avg	Long	TD
Earhart	14	-	161	11.5	57t	1
Girard	11	-	70	6.4	11	0
*Kirby	8	-	48	6.0	13	0
Smith	2	-	9	4.5	9	0
Forte	1	-	13	13.0	13	0
Jacobs	1	-	9	9.0	9	0
<b>Packers</b>	<b>37</b>	<b>-</b>	<b>310</b>	<b>8.4</b>	<b>57t</b>	<b>1</b>
<b>Opponents</b>	<b>50</b>	<b>-</b>	<b>932</b>	<b>18.6</b>	<b>85</b>	<b>3</b>

Kickoff Returns	No	Yds	Avg	Long	TD
*Kirby	14	315	22.5	34	0
Earhart	11	187	17.0	30	0
Forte	7	159	22.7	36	0
Canadeo	2	20	10.0	12	0
Girard	2	45	22.5	24	0
Smith	2	36	18.0	21	0
Cook	1	7	7.0	7	0
Fritsch	1	23	23.0	23	0
Schlinkman	1	23	23.0	23	0
Vogds	1	0	0.0	0	0
<b>Packers</b>	<b>42</b>	<b>815</b>	<b>19.4</b>	<b>36</b>	<b>0</b>
<b>Opponents</b>	<b>29</b>	<b>583</b>	<b>20.1</b>	<b>48</b>	<b>0</b>

### Primary Players by Position

E	T.Cook	QB	*S.Heath
	L.Craig		J.Jacobs
	*B.Kelley	HB	T.Canadeo
	N.Luhn		B.Cifers
	*D.Orlich		R.Earhart
	S.Pritko		B.Forte
T	*J.Ethridge		J.Girard
	*L.Ferry	FB	T.Fritsch
	G.Johnson		W.Schlinkman
	P.Lipscomb		*B.Summerhays
	E.Neal		
	U.Odson		
G	E.Bell		
	*P.Burriss		
	R.Eason		
	D.Tassos		
	E.Vogds		
	D.Wildung		
C	J.Rhodymyre		

Passing	Att	Cmp	Yds	Cmp%	Yds/Att	TD%	Int	Int%	LG	Sck	Yds	Rtng
Girard	175	62	881	35.4	5.03	4	2.3	12	6.9	50	-	31.6
*Heath	106	26	355	24.5	3.35	1	0.9	14	13.2	42	-	4.6
Jacobs	16	3	55	18.8	3.44	0	0.0	3	18.8	39	-	1.8
Forte	1	0	0	0.0	0.00	0	0.0	0	0.0	0	-	39.6
Fritsch	1	0	0	0.0	0.00	0	0.0	0	0.0	0	-	39.6
<b>Packers</b>	<b>299</b>	<b>91</b>	<b>1291</b>	<b>30.4</b>	<b>4.32</b>	<b>5</b>	<b>1.7</b>	<b>29</b>	<b>9.7</b>	<b>50</b>	<b>233</b>	<b>11.4</b>
<b>Opponents</b>	<b>292</b>	<b>138</b>	<b>2123</b>	<b>47.3</b>	<b>7.27</b>	<b>15</b>	<b>5.1</b>	<b>20</b>	<b>6.8</b>	<b>64t</b>	<b>244</b>	<b>60.3</b>

3-9-0, .250, FIFTH (TIE), NATIONAL CONFERENCE

1950

<b>Head Coach:</b> Gene Ronzani		<b>GB</b>	<b>Opp</b>	<b>Attend</b>	<b>Site</b>	
S 17	Detroit Lions (GB)	L	7	45	22,096	CFS
S 24	Washington Redskins (Milw)	W	35	21	14,109	SFP
O 1	Chicago Bears (GB)	W	31	21	24,893	Cts
O 8	New York Yanks (GB)	L	31	44	23,871	CFS
O 15	@ Chicago Bears	L	14	28	51,065	WT
O 19	@ New York Yanks	L	17	35	13,661	YS
N 5	@ Baltimore Colts	L	21	41	12,971	BMS
N 12	Los Angeles Rams (Milw)	L	14	45	20,456	SFP
N 19	@ Detroit Lions	L	21	24	17,752	Brs
N 26	San Francisco 49ers (GB)	W	25	21	13,196	Cts
D 3	@ Los Angeles Rams	L	14	51	39,323	LAC
D 10	@ San Francisco 49ers	L	14	30	20,797	KS
<b>Home:</b> 3-3 (118,621)		<b>Away:</b> 0-6 (155,569)		244	406	274,190

<b>Scoring</b>	<b>TD</b>	<b>Ru</b>	<b>Pa</b>	<b>Rt</b>	<b>PAT</b>	<b>FG</b>	<b>S</b>	<b>PTS</b>
Grimes	8	5	1	2		0		48
Fritsch	0	0	0	0	30/33	3/17	0	39
Canadeo	4	4	0	0				24
Baldwin	3	0	3	0				18
*Cloud	3	3	0	0				18
Cook	3	0	3	0				18
*Coutre	3	1	2	0				18
*Reid	3	1	2	0				18
Pritko	2	0	2	0				12
Christman	1	1	0	0				6
Dreyer	1	0	0	1				6
Mann	1	0	1	0				6
Orlich	1	0	0	1				6
*Steiner	1	0	0	1				6
*Tonnemaker	0	0	0	0	1/1	0/0	0	1
<b>Packers</b>	<b>34</b>	<b>15</b>	<b>14</b>	<b>5</b>	<b>31/34</b>	<b>3/17</b>	<b>0</b>	<b>244</b>
<b>Opponents</b>	<b>56</b>	<b>23</b>	<b>24</b>	<b>9</b>	<b>50/56</b>	<b>6/13</b>	<b>1</b>	<b>406</b>

	<b>GB</b>	<b>Opp</b>
<b>Total First Downs</b>	174	220
Rushing	82	91
Passing	70	110
Penalty	22	19
<b>Total Net Yards</b>	3210	4473
Avg. Per Game	267.5	372.8
Total Plays	765	801
Avg. Per Play	4.2	5.6
<b>Net Yards Rushing</b>	1706	1885
Avg. Per Game	142.2	157.1
Total Rushes	398	422
<b>Net Yards Passing</b>	1504	2588
Avg. Per Game	125.3	215.7
Gross Yards	1831	2818
Att./Completions	367/140	379/185
Completion Pct.	38.1	48.8
Had Intercepted	37	27
<b>Punts/Average</b>	74/38.1	72/40.2
<b>Penalties/Yards</b>	85/757	95/919
<b>Fumbles/Back Lost</b>	35/20	34/15
<b>Touchdowns</b>	34	56
Rushing	15	23
Passing	14	24
Returns	5	9

<b>Rushing</b>	<b>No</b>	<b>Yds</b>	<b>Avg</b>	<b>Long</b>	<b>TD</b>
Grimes	84	480	5.7	73t	5
*Reid	87	394	4.5	57	1
*Coutre	41	283	6.9	53	1
Canadeo	93	247	2.7	15	4
*Rote	27	158	5.9	29	0
*Cloud	18	52	2.9	13	3
Girard	14	39	2.8	11	0
Christman	7	18	2.6	4	1
Boedeker	8	16	2.0	8	0
Fritsch	7	13	1.9	5	0
Forte	9	13	1.4	11	0
*Cannava	1	2	2.0	2	0
Dreyer	1	0	0.0	0	0
*O'Malley	1	-9	-9.0	-9	0
<b>Packers</b>	<b>398</b>	<b>1706</b>	<b>4.3</b>	<b>73t</b>	<b>15</b>
<b>Opponents</b>	<b>422</b>	<b>1885</b>	<b>4.5</b>	<b>96t</b>	<b>23</b>

<b>Interceptions</b>	<b>No</b>	<b>Yds</b>	<b>Avg</b>	<b>Long</b>	<b>TD</b>
*Steiner	7	190	27.1	94t	1
Dreyer	5	62	12.4	34	1
Baldwin	5	35	7.0	22	0
Wizbicki	2	38	19.0	34	0
Girard	1	6	6.0	6	0
Forte	1	5	5.0	5	0
*Tonnemaker	1	1	1.0	1	0
Orlich	1	0	0.0	0	0
Schuette	1	0	0.0	0	0
Spencer	1	0	0.0	0	0
Summerhays	1	0	0.0	0	0
Wimberly	1	0	0.0	0	0
<b>Packers</b>	<b>27</b>	<b>337</b>	<b>12.5</b>	<b>94t</b>	<b>2</b>
<b>Opponents</b>	<b>37</b>	<b>575</b>	<b>15.5</b>	<b>56t</b>	<b>5</b>

<b>National Conf.</b>	<b>W</b>	<b>L</b>	<b>T</b>	<b>Pct</b>	<b>Pts</b>	<b>QP</b>
Los Angeles	9	3	0	.750	466	309
Chi. Bears	9	3	0	.750	279	207
N.Y. Yanks	7	5	0	.583	366	367
Detroit	6	6	0	.500	321	285
<b>Green Bay</b>	<b>3</b>	<b>9</b>	<b>0</b>	<b>.250</b>	<b>244</b>	<b>406</b>
San Francisco	3	9	0	.250	213	300
Baltimore	1	11	0	.083	213	462

<b>Punting</b>	<b>No</b>	<b>Yds</b>	<b>Avg</b>	<b>TB</b>	<b>In</b>	<b>Lg</b>	<b>B</b>
Girard	71	2715	38.2	-	-	63	2
Forte	3	107	35.7	-	-	39	0
<b>Packers</b>	<b>74</b>	<b>2822</b>	<b>38.1</b>	-	-	<b>63</b>	<b>2</b>
<b>Opponents</b>	<b>72</b>	<b>2891</b>	<b>40.2</b>	-	-	<b>65</b>	<b>1</b>

<b>By Quarter</b>	<b>Q1</b>	<b>Q2</b>	<b>Q3</b>	<b>Q4</b>	<b>OT</b>	<b>Pts</b>
Packers	41	58	77	68	0	244
Opponents	53	123	127	103	0	406

<b>Receiving</b>	<b>No</b>	<b>Yds</b>	<b>Avg</b>	<b>Long</b>	<b>TD</b>
Baldwin	28	555	19.8	85t	3
Grimes	17	261	15.4	96t	1
*Coutre	17	206	12.1	77t	2
Pritko	17	125	7.4	14	2
Cook	16	182	11.4	21t	3
*Reid	11	120	10.9	44t	2
Canadeo	10	54	5.4	20	0
Mann	6	89	14.8	40	1
*Manley	5	66	13.2	18	0
Girard	4	89	22.3	55	0
*Cloud	3	19	6.3	13	0
Wimberly	2	18	9.0	10	0
Forte	2	9	4.5	10	0
*Cannava	1	28	28.0	28	0
Boedeker	1	10	10.0	10	0
<b>Packers</b>	<b>140</b>	<b>1831</b>	<b>13.1</b>	<b>96t</b>	<b>14</b>
<b>Opponents</b>	<b>185</b>	<b>2818</b>	<b>15.2</b>	<b>74t</b>	<b>24</b>

<b>Punt Returns</b>	<b>Ret</b>	<b>FC</b>	<b>Yds</b>	<b>Avg</b>	<b>Long</b>	<b>TD</b>
Grimes	29	-	555	19.1	85t	2
Boedeker	5	-	49	9.8	12	0
Canadeo	5	-	68	13.6	21	0
Dreyer	3	-	48	16.0	22	0
*Cannava	2	-	9	4.5	9	0
<b>Packers</b>	<b>44</b>	-	<b>729</b>	<b>16.6</b>	<b>85t</b>	<b>2</b>
<b>Opponents</b>	<b>49</b>	-	<b>372</b>	<b>7.6</b>	<b>29</b>	<b>0</b>

<b>Kickoff Returns</b>	<b>No</b>	<b>Yds</b>	<b>Avg</b>	<b>Long</b>	<b>TD</b>
Grimes	26	600	23.1	36	0
Canadeo	16	411	25.7	48	0
Burris	3	18	6.0	11	0
*DiPierro	3	42	14.0	26	0
Forte	3	73	24.3	34	0
Fritsch	2	34	17.0	19	0
Boedeker	1	20	20.0	20	0
*Cannava	1	10	10.0	10	0
Girard	1	25	25.0	25	0
<b>Packers</b>	<b>56</b>	<b>1233</b>	<b>22.0</b>	<b>48</b>	<b>0</b>
<b>Opponents</b>	<b>41</b>	<b>845</b>	<b>20.6</b>	<b>50</b>	<b>0</b>

**Primary Players by Position**

<b>E</b>	A. Baldwin	<b>QB</b>	P. Christman
	T. Cook		*T. Rote
	D. Orlich	<b>HB</b>	*R. Steiner
	S. Pritko		B. Boedeker
	A. Wimberly		T. Canadeo
<b>T</b>	E. Ecker		*L. Coutre
	*C. McGeary		W. Dreyer
	E. Neal		B. Forte
	J. Spencer		J. Girard
	*D. Stansauk		B. Grimes
	D. Wildung		*F. Reid
<b>G</b>	P. Burris	<b>FB</b>	A. Wizbicki
	*R. DiPierro		*J. Cloud
	C. Drulis		T. Fritsch
	*L. Manley		B. Summerhays
<b>C</b>	L. Szafaryn		
	C. Schuette		
	*C. Tonnemaker		

<b>Passing</b>	<b>Att</b>	<b>Cmp</b>	<b>Yds</b>	<b>Cmp%</b>	<b>Yds/Att</b>	<b>TD</b>	<b>TD%</b>	<b>Int</b>	<b>Int%</b>	<b>LG</b>	<b>Sck</b>	<b>Yds</b>	<b>Rtng</b>
*Rote	224	83	1231	37.1	5.50	7	3.1	24	10.7	96t	-	-	26.7
Christman	126	51	545	40.5	4.33	7	5.6	7	5.6	44t	-	-	49.2
*O'Malley	15	4	31	26.7	2.07	0	0.0	6	40.0	20	-	-	0.0
Forte	2	2	24	100.0	12.00	0	0.0	0	0.0	14	-	-	116.7
<b>Packers</b>	<b>367</b>	<b>140</b>	<b>1831</b>	<b>38.1</b>	<b>4.99</b>	<b>14</b>	<b>3.8</b>	<b>37</b>	<b>10.1</b>	<b>96t</b>	<b>327</b>	<b>27.8</b>	
<b>Opponents</b>	<b>379</b>	<b>185</b>	<b>2818</b>	<b>48.8</b>	<b>7.44</b>	<b>24</b>	<b>6.3</b>	<b>27</b>	<b>7.1</b>	<b>74t</b>	<b>230</b>	<b>65.2</b>	

\* - rookie

Community  
Admin & Coaches  
Veterans  
Draft & Free Agents  
Review  
1950  
Lambeau Field  
Misc.

# 1951 3-9-0, .250, FIFTH, NATIONAL CONFERENCE

Head Coach: Gene Ronzani		GB	Opp	Attend	Site	
S 30	Chicago Bears (GB)	L	20	31	24,666	CtS
O 7	Pittsburgh Steelers (Milw)	W	35	33	8,324	SFP
O 14	Philadelphia Eagles (GB)	W	37	24	18,489	CtS
O 21	Los Angeles Rams (Milw)	L	0	28	21,393	SFP
N 4	@ New York Yanks	W	29	27	7,351	YS
N 4	Detroit Lions (GB)	L	17	24	18,800	CtS
N 11	@ Pittsburgh Steelers	L	7	28	20,080	FoF
N 18	@ Chicago Bears	L	13	24	36,771	WF
N 22	@ Detroit Lions	L	35	52	32,247	BrS
D 2	New York Yanks (GB)	L	28	31	14,297	CtS
D 9	@ San Francisco 49ers	L	19	31	15,121	KS
D 16	@ Los Angeles Rams	L	14	42	23,698	LAC
			254	375	241,237	

Home: 2-4 (105,969) Away: 1-5 (135,268)

Scoring	TD	Ru	Pa	Rt	PAT	FG	S	PTS
*Cone	1	1	0	0	29/35	5/7	0	50
Mann	8	0	8	0	0	0	0	48
*Elliott	5	0	5	0	0	0	0	30
*Pelfrey	5	0	5	0	0	0	0	30
Canadeo	3	1	2	0	0	0	0	18
Moselle	3	1	2	0	0	0	0	18
Rote	3	3	0	0	0	0	0	18
Cloud	2	1	1	0	0	0	0	12
Girard	2	0	2	0	0	0	0	12
Grimes	2	1	1	0	0	0	0	12
Summerhays	1	0	0	1	0	0	0	6
*Michaels	0	0	0	0	0/0	0/1	0	0
<b>Packers</b>	<b>35</b>	<b>8</b>	<b>26</b>	<b>1</b>	<b>29/35</b>	<b>5/8</b>	<b>0</b>	<b>254</b>
<b>Opponents</b>	<b>50</b>	<b>22</b>	<b>25</b>	<b>3</b>	<b>49/50</b>	<b>8/17</b>	<b>1</b>	<b>375</b>

Total First Downs	GB	Opp	Rushing	No	Yds	Avg	Long	TD
Rushing	218	236	Rote	76	523	6.9	55t	3
Passing	75	127	*Cone	56	190	3.4	16	1
Penalty	115	95	Canadeo	54	131	2.4	15	1
<b>Total Net Yards</b>	<b>3753</b>	<b>4470</b>	Grimes	44	123	2.8	18t	1
Avg. Per Game	312.8	372.5	Reid	23	73	3.2	33	0
Total Plays	791	809	Cloud	29	61	2.1	19	1
Avg. Per Play	4.7	5.5	*Pelfrey	3	44	14.7	24	0
<b>Net Yards Rushing</b>	<b>1196</b>	<b>2152</b>	Moselle	12	23	1.9	7	1
Avg. Per Game	99.7	179.3	Girard	4	20	5.0	32	0
Total Rushes	313	496	Mann	2	9	4.5	9	0
<b>Net Yards Passing</b>	<b>2557</b>	<b>2318</b>	Collins	5	4	0.8	1	0
Avg. Per Game	213.1	193.2	Thomason	5	-5	-1.0	10	0
Gross Yards	2846	2535	<b>Packers</b>	<b>313</b>	<b>1196</b>	<b>3.8</b>	<b>55t</b>	<b>8</b>
Att./Completions	478/231	313/157	<b>Opponents</b>	<b>496</b>	<b>2152</b>	<b>4.3</b>	<b>85t</b>	<b>22</b>
Completion Pct.	48.3	50.2						
Had Intercepted	29	22						

National Conf.	W	L	T	Pct	Pts	OP
Los Angeles	8	4	0	.667	392	261
Detroit	7	4	1	.636	336	259
San Francisco	7	4	1	.636	255	205
Chi. Bears	7	5	0	.583	286	282
<b>Green Bay</b>	<b>3</b>	<b>9</b>	<b>0</b>	<b>.250</b>	<b>254</b>	<b>375</b>
N.Y. Yanks	1	9	2	.100	241	382

Interceptions	No	Yds	Avg	Long	TD
Girard	5	25	5.0	15	0
*Loomis	4	103	25.8	66	0
Davis	4	37	9.3	25	0
Steiner	3	4	1.3	3	0
Summerhays	2	112	56.0	88t	1
Collins	2	0	0.0	-	0
*Ruetz	1	11	11.0	11	0
Moselle	1	0	0.0	0	0
<b>Packers</b>	<b>22</b>	<b>292</b>	<b>13.3</b>	<b>88t</b>	<b>1</b>
<b>Opponents</b>	<b>29</b>	<b>387</b>	<b>13.3</b>	<b>40</b>	<b>1</b>

Punting	No	Yds	Avg	TD	In	Lg	B
Girard	52	2101	40.4	-	-	66	0
*Pelfrey	5	220	44.0	-	-	46	0
Collins	2	81	40.5	-	-	49	0
*Cone	1	47	47.0	-	-	47	0
Rote	1	55	55.0	-	-	55	0
<b>Packers</b>	<b>61</b>	<b>2504</b>	<b>41.0</b>	<b>-</b>	<b>-</b>	<b>66</b>	<b>0</b>
<b>Opponents</b>	<b>62</b>	<b>2333</b>	<b>37.6</b>	<b>-</b>	<b>-</b>	<b>72</b>	<b>0</b>

By Quarter	Q1	Q2	Q3	Q4	OT	Pts
Packers	62	56	44	92	0	254
Opponents	68	96	86	125	0	375

Receiving	No	Yds	Avg	Long	TD
Mann	50	696	13.9	52	8
*Pelfrey	38	462	12.2	49t	5
*Elliott	35	317	9.1	33t	5
*Cone	28	315	11.3	49	0
Canadeo	22	226	10.3	46	2
Grimes	15	170	11.3	38t	1
Moselle	14	233	16.6	85	2
Girard	10	220	22.0	75t	2
Reid	9	115	12.8	29	0
Cloud	3	16	5.3	6t	1
Davis	1	15	15.0	15	0
*Moje	1	11	11.0	11	0
Wimberly	1	10	10.0	10	0
*Loomis	1	9	9.0	9	0
Orlich	1	9	9.0	9	0
Jansante	1	6	6.0	6	0
Collins	1	5	5.0	5	0
Rote	0	11	-	-	0
<b>Packers</b>	<b>231</b>	<b>2846</b>	<b>12.3</b>	<b>85</b>	<b>26</b>
<b>Opponents</b>	<b>157</b>	<b>2535</b>	<b>16.1</b>	<b>81t</b>	<b>25</b>

Punt Returns	Ret	FC	Yds	Avg	Long	TD
Grimes	16	-	100	6.3	26	0
Moselle	9	-	80	8.9	17	0
Davis	2	-	21	10.5	17	0
Girard	1	-	9	9.0	9	0
Nussbaumer	1	-	3	3.0	3	0
<b>Packers</b>	<b>29</b>	<b>-</b>	<b>213</b>	<b>7.3</b>	<b>26</b>	<b>0</b>
<b>Opponents</b>	<b>38</b>	<b>-</b>	<b>564</b>	<b>14.8</b>	<b>89t</b>	<b>2</b>

## Primary Players by Position

E	*C.Elliott	QB	T.Rote
	B.Mann		B.Thomason
	*J.Martinkovic	HB	T.Canadeo
	D.Orlich		A.Collins
	*R.Pelfrey		H.Davis
A	A.Wimberly		J.Girard
T	E.Ecker		B.Grimes
	*H.Ruetz		*A.Loomis
	J.Spencer		D.Moselle
	D.Wildung		F.Reid
G	*D.Afflis		R.Steiner
	P.Burris	FB	*F.Cone
	L.Manley		B.Summerhays
	*W.Michaels		
	H.Nichols		
	C.Schroll		
	D.Stephenson		
C	J.Rhodemyre		
	C.Schuette		

Kickoff Returns	No	Yds	Avg	Long	TD
Grimes	23	582	25.3	47	0
Moselle	20	547	27.4	44	0
*Michaels	5	86	17.2	26	0
Canadeo	4	101	25.3	48	0
*Martinkovic	2	34	17.0	31	0
Wimberly	2	4	2.0	3	0
Collins	1	40	40.0	40	0
*Cone	1	20	20.0	20	0
*Elliott	1	14	14.0	14	0
Summerhays	1	21	21.0	21	0
<b>Packers</b>	<b>60</b>	<b>1449</b>	<b>24.2</b>	<b>48</b>	<b>0</b>
<b>Opponents</b>	<b>40</b>	<b>741</b>	<b>18.5</b>	<b>41</b>	<b>0</b>

\* - rookie

Passing	Att	Cmp	Yds	Cmp%	Yds/Att	TD	Int	Int%	LG	Sck	Yds	Rtg
Rote	256	106	1540	41.4	6.02	15	5.9	20	7.8	85	-	48.6
Thomason	221	125	1306	56.6	5.91	11	5.0	9	4.1	75t	-	73.5
Reid	1	0	0	0.0	0.00	0	0.0	0	0.0	0	-	39.6
<b>Packers</b>	<b>478</b>	<b>231</b>	<b>2846</b>	<b>48.3</b>	<b>5.95</b>	<b>26</b>	<b>5.4</b>	<b>29</b>	<b>6.1</b>	<b>85</b>	<b>289</b>	<b>60.0</b>
<b>Opponents</b>	<b>313</b>	<b>157</b>	<b>2535</b>	<b>50.2</b>	<b>8.10</b>	<b>25</b>	<b>8.0</b>	<b>22</b>	<b>7.0</b>	<b>81t</b>	<b>217</b>	<b>75.0</b>

# 6-6-0, .500, FOURTH, NATIONAL CONFERENCE 1952

Head Coach: Gene Ronzani

	GB	Opp	Attend	Site	
S 28 Chicago Bears (GB).....	L	14	24	24,656	Cts
O 5 Washington Redskins (Milw).....	W	35	20	9,657	MqS
O 12 Los Angeles Rams (Milw).....	L	28	30	21,693	MqS
O 18 @ Dallas Texans.....	W	24	14	14,000	CB
O 26 Detroit Lions (GB).....	L	17	52	24,656	Cts
N 2 Philadelphia Eagles (Milw).....	W	12	10	10,149	MqS
N 9 @ Chicago Bears.....	W	41	28	41,751	WF
N 16 @ New York Giants.....	W	17	3	26,723	PG
N 23 Dallas Texans (GB).....	W	42	14	16,340	Cts
N 27 @ Detroit Lions.....	L	24	48	39,101	BrS
D 7 @ Los Angeles Rams.....	L	27	45	49,822	LAC
D 14 @ San Francisco 49ers.....	L	14	24	17,579	KS
	295	312	296,127		

Home: 3-3 (107,151) Away: 3-3 (188,976)

Scoring	TD	Ru	Pa	Rt	PAT	FG	S	PTS
*Howton	13	0	13	0				0 78
Cone	3	2	1	0	32/34	1/1	0	53
Mann	6	0	6	0				0 36
*Reichardt	1	1	0	0	5/5	5/20	0	26
Reid	4	2	2	0				0 24
Canadeo	3	2	1	0				0 18
Rote	3	2	1	0				0 18
Martinkovic	2	0	0	2				0 12
Elliott	1	0	1	0				0 6
*Floyd	1	1	0	0				0 6
Keane	1	0	1	0				0 6
Loomis	1	0	0	1				0 6
*Parilli	1	1	0	0				0 6
<b>Packers</b>	<b>40</b>	<b>11</b>	<b>26</b>	<b>3</b>	<b>37/39</b>	<b>6/21</b>	<b>0</b>	<b>295</b>
<b>Opponents</b>	<b>40</b>	<b>15</b>	<b>17</b>	<b>8</b>	<b>39/40</b>	<b>11/20</b>	<b>0</b>	<b>312</b>

	GB	Opp
<b>Total First Downs</b> .....	197	202
Rushing.....	84	87
Passing.....	95	97
Penalty.....	18	18
<b>Total Net Yards</b> .....	3859	3269
Avg. Per Game.....	321.6	272.4
Total Plays.....	742	755
Avg. Per Play.....	5.2	4.3
<b>Net Yards Rushing</b> .....	1485	1507
Avg. Per Game.....	123.8	125.6
Total Rushes.....	405	415
<b>Net Yards Passing</b> .....	2374	1762
Avg. Per Game.....	197.8	146.8
Gross Yards.....	2688	2205
Att./Completions.....	337/161	340/162
Completion Pct.....	47.8	47.6
Had Intercepted.....	25	22
<b>Punts/Average</b> .....	65/40.7	72/39.0
<b>Penalties/Yards</b> .....	83/739	96/752
<b>Fumbles/Ball Lost</b> .....	40/31	28/19
<b>Touchdowns</b> .....	40	40
Rushing.....	11	15
Passing.....	26	17
Returns.....	3	8

By Quarter	Q1	Q2	Q3	Q4	OT	PTS
Packers	51	97	80	67	0	295
Opponents	58	75	77	102	0	312

Rushing	No	Yds	Avg	Long	TD
Rote.....	58	313	5.4	30	2
Cone.....	70	276	3.9	30t	2
*Floyd.....	61	236	3.9	17	1
Canadeo.....	65	191	2.9	35	2
Reid.....	58	156	2.7	14	2
*Reichardt.....	39	121	3.1	14	1
*Parilli.....	32	106	3.3	19	1
Grimes.....	17	59	3.5	31	0
*Robinson.....	3	4	1.3	4	0
Pearson.....	2	2	1.0	2	0
Self.....	0	21	-	21	0
<b>Packers</b> .....	<b>405</b>	<b>1485</b>	<b>3.7</b>	<b>35</b>	<b>11</b>
<b>Opponents</b> .....	<b>415</b>	<b>1507</b>	<b>3.6</b>	<b>74</b>	<b>15</b>

National Conf.	W	L	T	Pct	PTS	OP
Detroit.....	9	3	0	.750	344	192
Los Angeles.....	9	3	0	.750	349	234
San Francisco.....	7	5	0	.583	285	221
<b>Green Bay</b> .....	<b>6</b>	<b>6</b>	<b>0</b>	<b>.500</b>	<b>295</b>	<b>312</b>
Chi. Bears.....	5	7	0	.417	245	326
Dallas Texans.....	1	11	0	.083	182	427

Receiving	No	Yds	Avg	Long	TD
*Howton.....	53	1231	23.2	90t	13
Mann.....	30	517	17.2	42	6
Keane.....	18	191	10.6	29t	1
Reid.....	12	250	20.8	81t	2
Elliott.....	12	114	9.5	15	1
*Floyd.....	11	129	11.7	44	0
Canadeo.....	9	86	9.6	21t	1
Cone.....	8	98	12.3	37t	1
*Reichardt.....	5	18	3.6	12	0
Rote.....	1	28	28.0	28	1
Pearson.....	1	16	16.0	16	0
Pelfrey.....	1	10	10.0	10	0
<b>Packers</b> .....	<b>161</b>	<b>2688</b>	<b>16.7</b>	<b>90t</b>	<b>26</b>
<b>Opponents</b> .....	<b>162</b>	<b>2205</b>	<b>13.6</b>	<b>78t</b>	<b>17</b>

\* - rookie

Interceptions	No	Yds	Avg	Long	TD
Loomis.....	4	115	28.8	45t	1
Forté.....	4	50	12.5	25	0
*Dillon.....	4	35	8.8	17	0
Moselle.....	3	2	0.7	2	0
Sandifer.....	2	25	12.5	19	0
M.Johnson.....	2	22	11.0	22	0
Wimberly.....	1	5	5.0	5	0
Self.....	1	0	0.0	0	0
*Teteak.....	1	0	0.0	0	0
<b>Packers</b> .....	<b>22</b>	<b>254</b>	<b>11.5</b>	<b>45t</b>	<b>1</b>
<b>Opponents</b> .....	<b>25</b>	<b>339</b>	<b>13.6</b>	<b>80t</b>	<b>3</b>

Punting	No	Yds	Avg	TB	In	Lg	B
*Parilli.....	65	2645	40.7	-	-	63	0
<b>Packers</b> .....	<b>65</b>	<b>2645</b>	<b>40.7</b>	-	-	<b>63</b>	<b>0</b>
<b>Opponents</b> .....	<b>72</b>	<b>2808</b>	<b>39.0</b>	-	-	<b>68</b>	<b>2</b>

Punt Returns	Ret	FC	Yds	Avg	Long	TD
Grimes.....	18	-	179	9.9	72	0
Loomis.....	8	-	83	10.4	31	0
Moselle.....	7	-	77	11.0	24	0
*Dillon.....	2	-	22	11.0	13	0
Sandifer.....	2	-	5	2.5	5	0
Canadeo.....	1	-	4	4.0	4	0
<b>Packers</b> .....	<b>38</b>	-	<b>370</b>	<b>9.7</b>	<b>72</b>	<b>0</b>
<b>Opponents</b> .....	<b>36</b>	-	<b>281</b>	<b>7.8</b>	<b>65t</b>	<b>1</b>

Kickoff Returns	No	Yds	Avg	Long	TD
Grimes.....	18	422	23.4	34	0
Loomis.....	10	207	20.7	34	0
*Floyd.....	5	75	15.0	26	0
Moselle.....	5	83	16.6	26	0
Self.....	3	85	28.3	33	0
Canadeo.....	2	62	31.0	40	0
Cone.....	2	23	11.5	13	0
*Robinson.....	2	49	24.5	26	0
*Dees.....	1	20	20.0	20	0
Martinkovic.....	1	0	0.0	0	0
Pelfrey.....	1	26	26.0	26	0
*Reichardt.....	1	19	19.0	19	0
*Schmidt.....	1	14	14.0	14	0
<b>Packers</b> .....	<b>52</b>	<b>1085</b>	<b>20.9</b>	<b>40</b>	<b>0</b>
<b>Opponents</b> .....	<b>51</b>	<b>1312</b>	<b>25.7</b>	<b>89t</b>	<b>2</b>

Passing	Att	Cmp	Yds	Cmp%	Yds/Att	TD	TD%	Int	Int%	LG	Sck	Yds	RtnG
*Parilli.....	177	77	1416	43.5	8.00	13	7.3	17	9.6	90t	-	-	56.6
Rote.....	157	82	1268	52.2	8.08	13	8.3	8	5.1	81t	-	-	85.6
Forté.....	2	2	4	100.0	2.00	0	0.0	0	0.0	5	-	-	79.2
Canadeo.....	1	0	0	0.0	0.00	0	0.0	0	0.0	0	-	-	39.6
<b>Packers</b> .....	<b>337</b>	<b>161</b>	<b>2688</b>	<b>47.8</b>	<b>7.98</b>	<b>26</b>	<b>7.7</b>	<b>25</b>	<b>7.4</b>	<b>90t</b>	<b>314</b>	<b>314</b>	<b>69.9</b>
<b>Opponents</b> .....	<b>340</b>	<b>162</b>	<b>2205</b>	<b>47.6</b>	<b>6.49</b>	<b>17</b>	<b>5.0</b>	<b>22</b>	<b>6.5</b>	<b>78t</b>	<b>443</b>	<b>443</b>	<b>58.5</b>

## Primary Players by Position

E	C.Elliott	DE	*H.Faverty
	*B.Howton		J.Martinkovic
	J.Keane	DT	*D.Hanner
	B.Mann		*T.Johnson
	A.Wimberly		*D.Logan
T	*B.Dees		W.Serini
	*S.Dowden	LB	B.Forte
G	D.Afflis		*D.Teteak
	R.Bray	DB	*B.Dillon
	*S.Ruzich		A.Loomis
	D.Stephenson		D.Sandifer
C	J.Rhodemyre		
	*G.Schmidt		
QB	*B.Parilli		
	T.Rote		
HB	T.Canadeo		
	B.Grimes		
	D.Moselle		
	F.Reid		
	C.Self		
FB	F.Cone		
	*B.Floyd		
	*B.Reichardt		

Community

Admin & Coaches

Veterans

Draft & Free Agents

2017 Review

1952

Lambeau Field

Misc.



# 1953 2-9-1, .182, SIXTH, WESTERN CONFERENCE

Head Coach:	Gene Ronzani #	GB	Opp	Attend	Site
S 27	Cleveland Browns (Milw).....	L	0 27	22,604	CoS
O 4	Chicago Bears (GB).....	L	13 17	24,835	CtS
O 11	Los Angeles Rams (Milw).....	L	20 38	23,353	CoS
O 18	Baltimore Colts (GB).....	W	37 14	18,713	CtS
O 24	@ Pittsburgh Steelers.....	L	14 31	22,918	FoF
O 31	@ Baltimore Colts.....	W	35 24	33,797	BMS
N 8	@ Chicago Bears.....	T	21 21	39,889	WF
N 15	Detroit Lions (GB).....	L	7 14	20,834	CtS
N 22	San Francisco 49ers (Milw).....	L	7 37	16,378	CoS
N 26	@ Detroit Lions.....	L	15 34	52,607	BrS
D 6	@ San Francisco 49ers.....	L	14 48	31,337	KS
D 12	@ Los Angeles Rams.....	L	17 33	23,069	LAC
			200 338	330,334	

Home: 1-5 (126,717) Away: 1-4-1 (203,617)

#—Ray "Scooter" McLean and Hugh Devore served as co-head coaches for last two games of season

Scoring	TD	Ru	Pa	Rt	PAT	FG	S	PTS
Cone	6	5	1	0	23/25	5/16	0	74
Howton	4	0	4	0	0	0	0	24
Parilli	4	4	0	0	0	0	0	24
Reid	3	3	0	0	0	0	0	18
Mann	2	0	2	0	0	0	0	12
*Barton	1	0	1	0	0	0	0	6
Boone	1	0	1	0	0	0	0	6
*Carmichael	1	0	0	0	0	0	0	6
*Dawson	1	0	0	1	0	0	0	6
Dillon	1	0	0	1	0	0	0	6
Elliott	1	0	0	1	0	0	0	6
Papit	1	1	0	0	0	0	0	6
*Walker	1	0	0	1	0	0	0	6
<b>Packers</b>	<b>27</b>	<b>14</b>	<b>9</b>	<b>4</b>	<b>23/25</b>	<b>5/16</b>	<b>0</b>	<b>200</b>
<b>Opponents</b>	<b>44</b>	<b>25</b>	<b>15</b>	<b>4</b>	<b>41/44</b>	<b>11/22</b>	<b>0</b>	<b>338</b>

	GB	Opp
<b>Total First Downs</b> .....	189	199
Rushing.....	93	95
Passing.....	79	91
Penalty.....	17	13
<b>Total Net Yards</b> .....	3220	3851
Avg. Per Game.....	268.3	320.9
Total Plays.....	776	719
Avg. Per Play.....	4.1	5.4
<b>Net Yards Rushing</b> .....	1665	1746
Avg. Per Game.....	138.8	145.5
Total Rushes.....	424	407
<b>Net Yards Passing</b> .....	1555	2105
Avg. Per Game.....	129.6	175.4
Gross Yards.....	1833	2341
Att./Completions.....	352/147	312/144
Completion Pct.....	41.8	46.2
Had Intercepted.....	34	28
<b>Punts/Average</b> .....	80/37.6	66/41.7
<b>Penalties/Yards</b> .....	67/624	84/617
<b>Fumbles/Ball Lost</b> .....	29/14	28/19
<b>Touchdowns</b> .....	27	44
Rushing.....	14	25
Passing.....	9	15
Returns.....	4	4

By Quarter	Q1	Q2	Q3	Q4	OT	Pts
Packers	52	62	31	55	0	200
Opponents	98	76	92	72	0	338

	Rushing	No	Yds	Avg	Long	TD
Reid	95	492	5.2	43	3	
Cone	92	301	3.3	41t	5	
*Carmichael	49	199	4.1	41t	1	
Rote	33	180	5.5	21	0	
Parilli	42	171	4.1	19	4	
*Ferguson	52	134	2.6	12	0	
Papit	6	44	7.3	21	1	
*Barton	7	40	5.7	14	0	
Coutre	22	39	1.8	8	0	
Bailey	13	29	2.2	13	0	
Boone	7	24	3.4	24	0	
*Dawson	5	18	3.6	18	0	
*Rush	1	-6	-6.0	-6	0	
<b>Packers</b>	<b>424</b>	<b>1665</b>	<b>3.9</b>	<b>43</b>	<b>14</b>	
<b>Opponents</b>	<b>407</b>	<b>1746</b>	<b>4.3</b>	<b>58</b>	<b>25</b>	

Western Conf.	W	L	T	Pct	Pts	OP
Detroit	10	2	0	.833	271	205
San Francisco	9	3	0	.750	372	237
Los Angeles	8	3	1	.727	366	236
Chi. Bears	3	8	1	.273	218	262
Baltimore	3	9	0	.250	182	350
<b>Green Bay</b>	<b>2</b>	<b>9</b>	<b>1</b>	<b>.182</b>	<b>200</b>	<b>338</b>

	Receiving	No	Yds	Avg	Long	TD
Howton	25	463	18.5	80t	4	
Mann	23	327	14.2	45	2	
Cone	18	165	9.2	30	1	
*Ferguson	15	86	5.7	23	0	
*Rush	14	190	13.6	24	0	
Elliott	13	150	11.5	19	0	
*Carmichael	12	131	10.9	52	0	
Reid	10	100	10.0	26	0	
Bailey	8	119	14.9	50	0	
Boone	6	55	9.2	18	1	
*Barton	2	51	25.5	42t	1	
Coutre	1	-4	-4.0	-4	0	
<b>Packers</b>	<b>147</b>	<b>1833</b>	<b>12.5</b>	<b>80t</b>	<b>9</b>	
<b>Opponents</b>	<b>144</b>	<b>2341</b>	<b>16.3</b>	<b>97t</b>	<b>15</b>	

	Passing	Att	Cmp	Yds	Cmp%	Yds/Att	TD	Int	Int%	LG	Sck	Yds	Rtng
Rote	185	72	1005	38.9	5.43	5	2.7	15	8.1	80t	-	-	32.4
Parilli	166	74	830	44.6	5.00	4	2.4	19	11.4	45	-	-	28.5
Boone	1	1	-2	100.0	-2.00	0	0.0	0	0.0	-2	-	-	79.2
<b>Packers</b>	<b>352</b>	<b>147</b>	<b>1833</b>	<b>41.8</b>	<b>5.21</b>	<b>9</b>	<b>2.6</b>	<b>34</b>	<b>9.7</b>	<b>80t</b>	<b>278</b>	<b>27.5</b>	
<b>Opponents</b>	<b>312</b>	<b>144</b>	<b>2341</b>	<b>46.2</b>	<b>7.50</b>	<b>15</b>	<b>4.8</b>	<b>28</b>	<b>9.0</b>	<b>97t</b>	<b>236</b>	<b>50.4</b>	

	Interceptions	No	Yds	Avg	Long	TD
Dillon	9	112	12.4	49t	1	
Aldridge	5	85	17.0	34	0	
*Walker	4	74	18.5	54t	1	
Johnson	4	39	9.8	36	0	
Loomis	4	39	9.8	27	0	
Hanner	1	2	2.0	2	0	
*Forester	1	0	0.0	0	0	
<b>Packers</b>	<b>28</b>	<b>351</b>	<b>12.5</b>	<b>54t</b>	<b>2</b>	
<b>Opponents</b>	<b>34</b>	<b>407</b>	<b>12.0</b>	<b>67t</b>	<b>2</b>	

	Punting	No	Yds	Avg	TB	In	Lg	B
*Rush	60	2263	37.7	-	-	-	60	0
Parilli	19	685	36.1	-	-	-	58	0
Rote	1	57	57.0	-	-	-	57	0
<b>Packers</b>	<b>80</b>	<b>3005</b>	<b>37.6</b>	-	-	-	<b>60</b>	<b>0</b>
<b>Opponents</b>	<b>66</b>	<b>2750</b>	<b>41.7</b>	-	-	-	<b>60</b>	<b>1</b>

	Punt Returns	Ret	FC	Yds	Avg	Long	TD
*Carmichael	20	-	-	199	10.0	52	0
*Dawson	7	-	-	72	10.3	60t	1
Boone	5	-	-	24	4.8	9	0
Sandifer	3	-	-	35	11.7	23	0
*Barton	2	-	-	13	6.5	9	0
Aldridge	1	-	-	0	0.0	0	0
Coutre	1	-	-	5	5.0	5	0
<b>Packers</b>	<b>39</b>	<b>-</b>	<b>-</b>	<b>348</b>	<b>8.9</b>	<b>60t</b>	<b>1</b>
<b>Opponents</b>	<b>41</b>	<b>-</b>	<b>-</b>	<b>232</b>	<b>5.7</b>	<b>71t</b>	<b>1</b>

	Kickoff Returns	No	Yds	Avg	Long	TD
*Carmichael	26	641	24.7	43	0	
*Ferguson	7	123	17.6	30	0	
*Dawson	4	102	25.5	33	0	
Reid	4	82	20.5	23	0	
Coutre	3	52	17.3	27	0	
Bailey	2	34	17.0	21	0	
Martinkovic	2	12	6.0	8	0	
Papit	2	38	19.0	21	0	
Teteak	2	62	31.0	47	0	
*Barton	1	14	14.0	14	0	
*Forester	1	12	12.0	12	0	
Loomis	1	19	19.0	19	0	
Wildung	1	6	6.0	6	0	
<b>Packers</b>	<b>56</b>	<b>1197</b>	<b>21.4</b>	<b>47</b>	<b>0</b>	
<b>Opponents</b>	<b>40</b>	<b>851</b>	<b>21.3</b>	<b>47</b>	<b>0</b>	

## Primary Players by Position

E	C.Elliott	DE	G.Hays
	B.Howton		J.Martinkovic
	B.Mann	DT	*B.Forester
	*C.Rush		D.Hanner
T	G.Cifelli		D.Logan
	D.Wildung	LB	B.Forte
	*R.Zatkoff		D.Teteak
G	D.Afflis		C.Tonnenmaker
	B.Brown	DB	A.Loomis
	S.Ruzich		*V.Walker
	D.Stephenson		
	L.Szafaryn		
C	*J.Ringo		
QB	B.Parilli		
	T.Rote		
HB	B.Boone		
	J.Boone		
	*A.Carmichael		
	L.Coutre		
	*G.Dawson		
	F.Reid		
FB	F.Cone		
	*H.Ferguson		

\* — rookie

# 4-8-0, .333, FIFTH, WESTERN CONFERENCE 1954

Head Coach: Lisle Blackburn		GB	Opp	Attend	Site	
S 26	Pittsburgh Steelers (GB)	L	20	21	20,675	CTS
O 3	Chicago Bears (GB)	L	3	10	24,414	CTS
O 10	San Francisco 49ers (Milw)	L	17	23	15,571	CoS
O 17	Los Angeles Rams (Milw)	W	35	17	17,455	CoS
O 24	@ Baltimore Colts	W	7	6	28,680	BMS
O 30	@ Philadelphia Eagles	W	37	14	25,378	CoMS
N 7	@ Chicago Bears	L	23	28	47,038	WF
N 13	Baltimore Colts (Milw)	W	24	13	19,786	CoS
N 21	Detroit Lions (GB)	L	17	21	20,767	CTS
N 25	@ Detroit Lions	L	24	28	55,532	Brs
D 5	@ San Francisco 49ers	L	0	35	32,012	KS
D 12	@ Los Angeles Rams	L	27	35	38,839	LAC
			234	251	346,147	

Home: 2-4 (118,668)    Away: 2-4 (227,479)

	GB	Opp
<b>Total First Downs</b> . . . . .	207	228
Rushing . . . . .	79	101
Passing . . . . .	112	119
Penalty . . . . .	16	8
<b>Total Net Yards</b> . . . . .	3487	4350
Avg. Per Game . . . . .	290.6	362.5
Total Plays . . . . .	733	777
Avg. Per Play . . . . .	4.8	5.6
<b>Net Yards Rushing</b> . . . . .	1328	1871
Avg. Per Game . . . . .	110.7	155.9
Total Rushes . . . . .	321	403
<b>Net Yards Passing</b> . . . . .	2159	2479
Avg. Per Game . . . . .	179.9	206.6
Gross Yards . . . . .	2454	2690
Att./Completions . . . . .	412/195	374/208
Completion Pct. . . . .	47.3	55.6
Had Intercepted . . . . .	19	19
<b>Punts/Average</b> . . . . .	72/41.7	64/40.1
<b>Penalties/Yards</b> . . . . .	57/522	72/666
<b>Fumbles/Ball Lost</b> . . . . .	21/12	22/14
<b>Touchdowns</b> . . . . .	30	33
Rushing . . . . .	13	13
Passing . . . . .	14	17
Returns . . . . .	3	3

By Quarter	Q1	Q2	Q3	Q4	OT	Pts
Packers	38	70	77	49	0	234
Opponents	72	73	34	72	0	251

	GB	Opp	Rushing	No	Yds	Avg	Long	TD
Reid	99	507	5.1	69t	5			
Rote	67	301	4.5	30	8			
Ferguson	83	276	3.3	25	0			
Carmichael	33	130	3.9	23	0			
*Switzer	15	59	3.9	33	0			
*Johnson	7	31	4.4	10	0			
Cone	15	18	1.2	11	0			
*McGee	1	9	9.0	9	0			
*Garrett	1	-3	-3.0	-3	0			
<b>Packers</b>	<b>321</b>	<b>1328</b>	<b>4.1</b>	<b>69t</b>	<b>13</b>			
<b>Opponents</b>	<b>403</b>	<b>1871</b>	<b>4.6</b>	<b>44</b>	<b>13</b>			

Western Conf.	W	L	T	Pct	Pts	QP
Detroit	9	2	1	.818	337	189
Chi. Bears	8	4	0	.667	301	279
San Francisco	7	4	1	.636	313	251
Los Angeles	6	5	1	.545	314	285
<b>Green Bay</b>	<b>4</b>	<b>8</b>	<b>0</b>	<b>.333</b>	<b>234</b>	<b>251</b>
Baltimore	3	9	0	.250	131	279

	Receiving	No	Yds	Avg	Long	TD
Howton	52	768	14.8	59	2	
Ferguson	41	398	9.7	49	0	
*McGee	36	614	17.1	82t	9	
Carmichael	18	251	13.9	45	0	
*Switzer	17	166	9.8	28	2	
Reid	14	129	9.2	25	0	
*Johnson	10	72	7.2	17	1	
Cone	4	19	4.8	13	0	
*Knafelc	3	37	12.3	15	0	
<b>Packers</b>	<b>195</b>	<b>2454</b>	<b>12.6</b>	<b>82t</b>	<b>14</b>	
<b>Opponents</b>	<b>208</b>	<b>2690</b>	<b>12.9</b>	<b>71t</b>	<b>17</b>	

Scoring	TD	Ru	Pa	Rt	PAT	FG	S	PTS
Cone	0	0	0	0	27/29	9/16	0	54
*McGee	9	0	9	0	0	0	0	54
Rote	8	8	0	0	0	0	0	48
Reid	5	5	0	0	0	0	0	30
*Switzer	4	0	2	2	0	0	0	24
Howton	2	0	2	0	0	0	0	12
Dillon	1	0	0	1	0	0	0	6
*Johnson	1	0	1	0	0	0	0	6
<b>Packers</b>	<b>30</b>	<b>13</b>	<b>14</b>	<b>3</b>	<b>27/29</b>	<b>9/16</b>	<b>0</b>	<b>234</b>
<b>Opponents</b>	<b>33</b>	<b>13</b>	<b>17</b>	<b>3</b>	<b>32/33</b>	<b>7/14</b>	<b>0</b>	<b>251</b>

Interceptions	No	Yds	Avg	Long	TD
Dillon	7	111	15.9	59t	1
Walker	4	83	20.8	44	0
Self	2	23	11.5	23	0
Teteak	1	23	23.0	23	0
Forester	1	21	21.0	21	0
*White	1	20	20.0	20	0
Afflis	1	3	3.0	3	0
Tonnemaker	1	1	1.0	1	0
Zatkoff	1	0	0.0	0	0
<b>Packers</b>	<b>19</b>	<b>285</b>	<b>15.0</b>	<b>59t</b>	<b>1</b>
<b>Opponents</b>	<b>19</b>	<b>380</b>	<b>20.0</b>	<b>57</b>	<b>1</b>

Punting	No	Yds	Avg	TB	In	Lg	B
*McGee	72	2999	41.7	-	-	63	0
<b>Packers</b>	<b>72</b>	<b>2999</b>	<b>41.7</b>	<b>-</b>	<b>-</b>	<b>63</b>	<b>0</b>
<b>Opponents</b>	<b>64</b>	<b>2568</b>	<b>40.1</b>	<b>-</b>	<b>-</b>	<b>72</b>	<b>0</b>

Punt Returns	Ret	FC	Yds	Avg	Long	TD
*Switzer	24	-	306	12.8	93t	1
Carmichael	9	-	43	4.3	14	0
*Johnson	5	-	38	7.6	9	0
Dillon	1	-	7	7.0	7	0
Psaltis	1	-	0	0.0	0	0
<b>Packers</b>	<b>40</b>	<b>-</b>	<b>394</b>	<b>9.9</b>	<b>93t</b>	<b>1</b>
<b>Opponents</b>	<b>43</b>	<b>-</b>	<b>290</b>	<b>6.7</b>	<b>61t</b>	<b>1</b>

Kickoff Returns	No	Yds	Avg	Long	TD
Carmichael	20	531	26.6	49	0
*Switzer	20	500	25.0	88	0
*Johnson	4	91	22.8	28	0
Ferguson	2	31	15.5	22	0
Brown	1	0	0.0	0	0
Cone	1	22	22.0	22	0
Forester	1	18	18.0	18	0
<b>Packers</b>	<b>49</b>	<b>1185</b>	<b>24.3</b>	<b>88</b>	<b>0</b>
<b>Opponents</b>	<b>45</b>	<b>832</b>	<b>18.5</b>	<b>35</b>	<b>0</b>

## Primary Players by Position

E	C.Elliott	DE	J.Martinkovic
	B.Howton	DT	B.Forester
	*G.Knafelc		D.Hanner
	*G.Knutson		J.Helluin
	*M.McGee	LB	C.Tonnemaker
T	*A.Hunter	DB	B.Dillon
	R.Zatkoff		C.Self
G	D.Afflis		V.Walker
	*A.Barry		*G.White
	B.Brown		
	S.Ruzich		
	D.Stephenson		
	L.Szafaryn		
C	J.Ringo		
QB	*B.Garrett		
	T.Rote		
HB	A.Carmichael		
	*J.Johnson		
	J.Psaltis		
	F.Reid		
	*V.Switzer		
FB	F.Cone		
	H.Ferguson		

Passing	Att	Cmp	Yds	Cmp%	Yds/Att	TD	TD%	Int	Int%	LG	Sck	Yds	Rtng
Rote	382	180	2311	47.1	6.05	14	3.7	18	4.7	82t	-	-	59.1
*Garrett	30	15	143	50.0	4.77	0	0.0	1	3.3	16	-	-	49.7
<b>Packers</b>	<b>412</b>	<b>195</b>	<b>2454</b>	<b>47.3</b>	<b>5.96</b>	<b>14</b>	<b>3.4</b>	<b>19</b>	<b>4.6</b>	<b>82t</b>	<b>295</b>	<b>58.5</b>	
<b>Opponents</b>	<b>374</b>	<b>208</b>	<b>2690</b>	<b>55.6</b>	<b>7.19</b>	<b>17</b>	<b>4.5</b>	<b>19</b>	<b>5.1</b>	<b>71t</b>	<b>211</b>	<b>72.4</b>	

\* - rookie

Community

Admin & Coaches

Veterans

Draft & Free Agents

Review

1954

Lambeau Field

Misc.

# 1955 6-6-0, .500, THIRD, WESTERN CONFERENCE

Head Coach: Lisle Blackburn

	GB	Opp	Attend	Site	
S 25 Detroit Lions (GB).....	W	20	17	22,217	CIS
O 2 Chicago Bears (GB).....	W	24	3	24,662	CIS
O 8 Baltimore Colts (Milw).....	L	20	24	40,199	CoS
O 16 Los Angeles Rams (Milw).....	W	30	28	26,960	CoS
O 23 @ Cleveland Browns.....	L	10	41	51,482	CMS
O 29 @ Baltimore Colts.....	L	10	14	34,411	BMS
N 6 @ Chicago Bears.....	L	31	52	48,890	WF
N 13 Chicago Cardinals (GB).....	W	31	14	20,104	CIS
N 20 San Francisco 49ers (Milw).....	W	27	21	19,099	CoS
N 24 @ Detroit Lions.....	L	10	24	51,685	BIS
D 4 @ San Francisco 49ers.....	W	28	7	32,897	KS
D 11 @ Los Angeles Rams.....	L	17	31	90,535	LAC
		258	276	463,141	

Home: 5-1 (153,241) Away: 1-5 (309,900)

Scoring	TD	Ru	Pa	Rt	PAT	FG	S	PTS
Cone	0	0	0	0	30/30	16/24	0	78
Knafelc	8	0	8	0	0	0	0	48
Howton	5	0	5	0	0	0	0	30
Rote	5	5	0	0	0	0	0	30
Ferguson	4	4	0	0	0	0	0	24
Reid	3	2	1	0	0	0	0	18
Carmichael	2	0	1	1	0	0	0	12
Johnson	1	0	1	0	0	0	0	6
Switzer	1	0	1	0	0	0	0	6
Szafaryn	1	0	0	1	0	0	0	6
<b>Packers</b>	<b>30</b>	<b>11</b>	<b>17</b>	<b>2</b>	<b>30/30</b>	<b>16/24</b>	<b>0</b>	<b>258</b>
<b>Opponents</b>	<b>36</b>	<b>18</b>	<b>13</b>	<b>5</b>	<b>36/36</b>	<b>8/17</b>	<b>0</b>	<b>276</b>

Interceptions	No	Yds	Avg	Long	TD
Dillon	9	153	17.0	61	0
Walker	6	77	12.8	36	0
*Nix	5	33	6.6	12	0
Forester	4	32	8.0	17	0
Zatkoff	3	25	8.3	15	0
Teteak	2	41	20.5	32	0
*Bookout	2	39	19.5	27	0
<b>Packers</b>	<b>31</b>	<b>400</b>	<b>12.9</b>	<b>61</b>	<b>0</b>
<b>Opponents</b>	<b>19</b>	<b>268</b>	<b>14.1</b>	<b>36</b>	<b>1</b>

	GB	Opp
<b>Total First Downs</b>	213	196
Rushing	106	118
Passing	95	71
Penalty	12	7
<b>Total Net Yards</b>	3662	3862
Avg. Per Game	305.2	321.8
Total Plays	781	734
Avg. Per Play	4.7	5.3

	GB	Opp
<b>Net Yards Rushing</b>	1883	2174
Avg. Per Game	156.9	181.2
Total Rushes	433	475
<b>Net Yards Passing</b>	1779	1688
Avg. Per Game	148.3	140.7
Gross Yards	2004	1768
Att./Completions	348/159	259/118
Completion Pct.	45.7	45.6
Had Intercepted	19	31

	GB	Opp
<b>Punts/Average</b>	56/43.2	52/41.8
<b>Penalties/Yards</b>	41/401	56/490
<b>Fumbles/Ball Lost</b>	37/25	27/18

	GB	Opp
<b>Touchdowns</b>	30	36
Rushing	11	18
Passing	17	13
Returns	2	5

By Quarter	Q1	Q2	Q3	Q4	OT	Pts
Packers	40	101	45	72	0	258
Opponents	77	59	58	82	0	276

	GB	Opp
<b>Rushing</b>	192	859
Ferguson	45	57
Rote	332	4.5
Reid	303	3.7
Johnson	210	4.3
Switzer	16	6.3
Carmichael	6	4.5
Cone	25	2.1
Held	8	8.0
<b>Packers</b>	<b>433</b>	<b>1883</b>
<b>Opponents</b>	<b>475</b>	<b>2174</b>

Western Conf.	W	L	T	Pct	Pts	OP
Los Angeles	8	3	1	.727	260	231
Chi. Bears	8	4	0	.667	294	251
<b>Green Bay</b>	<b>6</b>	<b>6</b>	<b>0</b>	<b>.500</b>	<b>258</b>	<b>276</b>
Baltimore	5	6	1	.455	214	239
San Francisco	4	8	0	.333	216	298
Detroit	3	9	0	.250	230	275

	GB	Opp
<b>Receiving</b>	44	697
Howton	15.8	60
Knafelc	15.3	48
Ferguson	15.3	16
Carmichael	13.9	32
Switzer	10.3	22
San Francisco	13	138
Johnson	7.9	30t
Cone	7	7
<b>Packers</b>	<b>159</b>	<b>2004</b>
<b>Opponents</b>	<b>118</b>	<b>1768</b>

Punting	No	Yds	Avg	TB	In	Lg	B
*Deschaine	56	2420	43.2	-	-	73	0
<b>Packers</b>	<b>56</b>	<b>2420</b>	<b>43.2</b>	<b>-</b>	<b>-</b>	<b>73</b>	<b>0</b>
<b>Opponents</b>	<b>52</b>	<b>2174</b>	<b>41.8</b>	<b>-</b>	<b>-</b>	<b>55</b>	<b>1</b>

Punt Returns	Ret	FC	Yds	Avg	Long	TD
Switzer	24	-	158	6.6	38	0
Carmichael	10	-	89	8.9	40	0
Johnson	1	-	5	5.0	5	0
Szafaryn	1	-	28	28.0	28t	1
<b>Packers</b>	<b>36</b>	<b>-</b>	<b>280</b>	<b>7.8</b>	<b>40</b>	<b>1</b>
<b>Opponents</b>	<b>36</b>	<b>-</b>	<b>223</b>	<b>6.2</b>	<b>55t</b>	<b>1</b>

Kickoff Returns	No	Yds	Avg	Long	TD
Switzer	17	445	26.2	57	0
Carmichael	14	418	29.9	100t	1
Forester	3	52	17.3	20	0
Johnson	2	46	23.0	27	0
Reid	2	21	10.5	17	0
Ferguson	1	20	20.0	20	0
<b>Packers</b>	<b>39</b>	<b>1002</b>	<b>25.7</b>	<b>100t</b>	<b>1</b>
<b>Opponents</b>	<b>48</b>	<b>1157</b>	<b>24.1</b>	<b>-</b>	<b>0</b>

## Primary Players by Position

E	B.Howton	DE	*N.Borden
	G.Knafelc		J.Martinkovic
T	T.Dahms		P.O'Donahue
	R.Zatkoff	DT	B.Forester
G	B.Brown		D.Hanner
	*H.Bullough		J.Helluin
	J.Kibinski		*B.Lucky
	L.Szafaryn	LB	*T.Bettis
C	J.Ringo		D.Teteak
QB	*C.Brackins	DB	*B.Bookout
	T.Rote		B.Dillon
HB	A.Carmichael		*D.Nix
	J.Johnson		V.Walker
	F.Reid		
	V.Switzer		
FB	F.Cone		
	H.Ferguson		

Passing	Att	Cmp	Yds	Cmp%	Yds/Att	TD	TD%	Int	Int%	LG	Sck	Yds	Rtng
Rote	342	157	1977	45.9	5.78	17	5.0	19	5.6	60t	-	-	57.8
Held	4	2	27	50.0	6.75	0	0.0	0	0.0	18	-	-	71.9
*Brackins	2	0	0	0.0	0.0	0	0.0	0	0.0	0	-	-	39.6
<b>Packers</b>	<b>348</b>	<b>159</b>	<b>2004</b>	<b>45.7</b>	<b>5.76</b>	<b>17</b>	<b>4.9</b>	<b>19</b>	<b>5.5</b>	<b>60t</b>	<b>225</b>	<b>57.7</b>	
<b>Opponents</b>	<b>259</b>	<b>118</b>	<b>1768</b>	<b>45.6</b>	<b>6.83</b>	<b>13</b>	<b>5.0</b>	<b>31</b>	<b>12.0</b>	<b>98t</b>	<b>80</b>	<b>45.6</b>	

\* - rookie

## STADIUM ABBREVIATIONS, M-Z

MBS...Mercedes-Benz S., Atl.	NMS...New Meadowlands S., Atl.	QF...Qwest Field, Seattle	SDS...San Diego Stadium	TRS...Three Rivers S., Pitt.
MD...Metrodome, Minn.	NS...Nissan S., Nashville	RCA...Qualcomm S., SD	Sdv...Sun Devil S., Tempe	TuS...Tulane S., New Orleans
Met...Metropolitan S., Minn.	OB...Orange Bowl, Miami	RCA...RCA Dome, Ind.	SF...Soldier Field, Chicago	TxS...Texas Stadium, Irving
MF...Muzzy F. Bristol, Conn.	OC...Oakland-Alameda Co. C.	RFK...RFK Stadium, Was.	SFP...State Fair P., Milwaukee	UPS...Univ. of Phoenix Stadium
MHS...Mile High S., Denver	OCC...Oco Coliseum	RS...Rich Stadium, Buf.	SFS...Schafer S., Foxboro	US...U.S. Bank Stadium, Mpls.
MP...Monster Park, SF	PBS...Paul Brown S., Cin.	RJS...Raymond James S., TB	ShS...Shea S., Flushing, NY	US...Veterans S., Phi.
MqS...Marquette S., Milw.	PG...Polo Grounds, NY	RTS...Reliant S., Houston	SP...Shibe Park, Philadelphia	WF...Wrigley Field, Chicago
MS...Memorial S., Champaign	PPS...Pro Player S., Miami	RVS...Riverfront S., Cin.	SuS...Sullivan S., Foxboro	YB...Yale Bowl, Conn.
MtS...M&T Bank S., Baltimore	PS...Pitt Stadium, Pitt.	RWS...Ralph Wilson S., Buf.	TaS...Tampa Stadium	YB...Yankee S., Bronx, NY
NAC...Net Associates C., Oak.	PSD...Pontiac Silverdome	SAF...Sports Authority Field, Den.	TgS...Tiger Stadium, Detroit	

(A-L on page 405)

Admin. & Coaches  
 Community  
 Veterans  
 Draft & Free Agents  
 Review  
 1955  
 Lambeau Field  
 Misc.

# 4-8-0, .333, FIFTH (TIE), WESTERN CONFERENCE 1956

Head Coach: Lisle Blackburn

	GB	Opp	Attend	Site	Scoring	TDRu	Pa	Rt	PAT	FG	S	PTS	
S 30 Detroit Lions (GB).....L	16	20	24,668	CTS	Cone	4	2	2	0	33/36	5/8	0	72
O 7 Chicago Bears (GB).....L	21	37	24,668	CTS	Howton	12	0	12	0	0	0	72	
O 14 Baltimore Colts (Milw).....W	38	33	24,214	CoS	Rote	11	11	0	0	0	0	66	
O 21 Los Angeles Rams (Milw).....W	42	17	24,200	CoS	Knafelc	6	0	6	0	0	0	36	
O 28 @ Baltimore Colts.....L	21	28	40,086	BMS	Carmichael	2	0	1	1	0	0	12	
N 4 Cleveland Browns (Milw).....L	7	24	28,590	CoS	Dillon	1	0	0	1	0	0	6	
N 11 @ Chicago Bears.....L	14	38	49,172	WF	<b>Packers</b>	<b>36</b>	<b>13</b>	<b>21</b>	<b>2</b>	<b>33/36</b>	<b>5/8</b>	<b>0</b>	<b>264</b>
N 18 San Francisco 49ers (GB).....L	16	17	17,986	CTS	<b>Opponents</b>	<b>44</b>	<b>20</b>	<b>17</b>	<b>7</b>	<b>42/44</b>	<b>12/18</b>	<b>0</b>	<b>342</b>
N 22 @ Detroit Lions.....W	24	20	54,087	BrS	<b>Interceptions</b>	<b>No</b>	<b>Yds</b>	<b>Avg</b>	<b>Long</b>	<b>TD</b>			
D 2 @ Chicago Cardinals.....W	24	21	22,620	CoP	Dillon	7	244	34.9	45	1			
D 8 @ San Francisco 49ers.....L	20	38	32,433	KS	Forester	4	35	8.8	13	0			
D 16 @ Los Angeles Rams.....L	21	49	45,209	LAC	Capuzzi	2	65	32.5	65	0			
	264	342	387,933		*Gremminger	2	36	18.0	21	0			
					Teteak	2	20	10.0	18	0			
					Gorgal	2	2	1.0	2	0			
					Bookout	1	4	4.0	4	0			
					Walker	0	0	0.0	0	0			
					<b>Packers</b>	<b>21</b>	<b>406</b>	<b>19.3</b>	<b>65</b>	<b>1</b>			
					<b>Opponents</b>	<b>18</b>	<b>312</b>	<b>17.3</b>	<b>95t</b>	<b>3</b>			
					<b>Punting</b>	<b>No</b>	<b>Yds</b>	<b>Avg</b>	<b>TB</b>	<b>In</b>	<b>Lg</b>	<b>B</b>	
					Deschaine	62	2649	42.7	-	-	57	0	
					<b>Packers</b>	<b>62</b>	<b>2649</b>	<b>42.7</b>	-	-	<b>57</b>	<b>0</b>	
					<b>Opponents</b>	<b>50</b>	<b>2040</b>	<b>40.8</b>	-	-	<b>56</b>	<b>0</b>	

Home: 2-4 (144,326) Away: 2-4 (243,607)

	GB	Opp	Rushing	No	Yds	Avg	Long	TD
<b>Total First Downs</b> .....	211	246	Rote	84	398	4.7	39	11
Rushing.....	85	129	Ferguson	99	367	3.7	24	0
Passing.....	112	104	Cone	49	211	4.3	21	2
Penalty.....	14	13	Carmichael	32	199	6.2	35	0
<b>Total Net Yards</b> .....	3819	4710	Johnson	35	129	3.7	14	0
Avg. Per Game.....	318.3	392.5	*Losch	19	43	2.3	8	0
Total Plays.....	690	772	Reid	14	39	2.8	11	0
Avg. Per Play.....	5.5	6.1	*Starr	5	35	7.0	14	0
<b>Net Yards Rushing</b> .....	1421	2619	<b>Packers</b>	<b>337</b>	<b>1421</b>	<b>4.2</b>	<b>39</b>	<b>13</b>
Avg. Per Game.....	118.4	218.3	<b>Opponents</b>	<b>512</b>	<b>2619</b>	<b>5.1</b>	<b>86t</b>	<b>20</b>
Total Rushes.....	337	512						
<b>Net Yards Passing</b> .....	2398	2091						
Avg. Per Game.....	199.8	174.3						
Gross Yards.....	2591	2166						
Att./Completions.....	353/171	260/144						
Completion Pct.....	48.4	55.4						
Had Intercepted.....	18	21						
<b>Punts/Average</b> .....	62/42.7	50/40.8						
<b>Penalties/Yards</b> .....	42/393	52/493						
<b>Fumbles/Ball Lost</b> .....	24/11	17/8						
<b>Touchdowns</b> .....	36	44						
Rushing.....	13	20						
Passing.....	21	17						
Returns.....	2	7						

By Quarter	Q1	Q2	Q3	Q4	OT	PTS
Packers	51	61	62	90	0	264
Opponents	78	125	54	85	0	342

Western Conf.	W	L	T	Pct	Pts	OP
Chi. Bears	9	2	1	.818	363	246
Detroit	9	3	0	.750	300	188
San Francisco	5	6	1	.455	233	284
Baltimore	5	7	0	.417	270	322
<b>Green Bay</b>	<b>4</b>	<b>8</b>	<b>0</b>	<b>.333</b>	<b>264</b>	<b>342</b>
Los Angeles	4	8	0	.333	291	307

Receiving	No	Yds	Avg	Long	TD	
Howton	55	1188	21.6	66t	12	
Chi. Bears	9	2	1	.818	363	246
Detroit	9	3	0	.750	300	188
San Francisco	5	6	1	.455	233	284
Baltimore	5	7	0	.417	270	322
<b>Green Bay</b>	<b>4</b>	<b>8</b>	<b>0</b>	<b>.333</b>	<b>264</b>	<b>342</b>
Los Angeles	4	8	0	.333	291	307
Johnson	28	258	9.2	20	0	
Ferguson	22	214	9.7	25	0	
Carmichael	13	180	13.8	63	1	
Cone	12	218	18.2	69t	2	
*Losch	7	85	12.1	43	0	
Reid	3	16	5.3	12	0	
*Roberts	1	14	14.0	14	0	
<b>Packers</b>	<b>171</b>	<b>2591</b>	<b>15.2</b>	<b>69t</b>	<b>21</b>	
<b>Opponents</b>	<b>144</b>	<b>2166</b>	<b>15.0</b>	<b>70t</b>	<b>17</b>	

\* - rookie

## Primary Players by Position

E	B.Howton	DE	N.Borden
	G.Knafelc		J.Martinkovic
T	*F.Gregg	DT	B.Forester
	*B.Skoronski		D.Hanner
	R.Zatkov		J.Helluin
G	B.Brown		J.Sandusky
	J.Skibinski	LB	T.Bettis
	L.Szafaryn		D.Teteak
C	J.Ringo	DB	B.Bookout
QB	T.Rote		J.Capuzzi
	*B.Starr		B.Dillon
HB	A.Carmichael		*H.Gremminger
	J.Johnson		V.Walker
	*J.Losch		
	F.Reid		
FB	F.Cone		
	H.Ferguson		

Passing	Att	Cmp	Yds	Cmp%	Yds/Att	TD	TD%	Int	Int%	Lg	Sck	Yds	Rtng
Rote	308	146	2203	47.4	7.15	18	5.8	15	4.9	69t	-	-	70.6
*Starr	44	24	325	54.5	7.39	2	4.5	3	6.8	39t	-	-	65.1
*Losch	1	1	63	100.0	63.00	1	100.0	0	0.0	63t	-	-	158.3
<b>Packers</b>	<b>353</b>	<b>171</b>	<b>2591</b>	<b>48.4</b>	<b>7.34</b>	<b>21</b>	<b>5.9</b>	<b>18</b>	<b>5.1</b>	<b>69t</b>	<b>193</b>	<b>71.6</b>	
<b>Opponents</b>	<b>260</b>	<b>144</b>	<b>2166</b>	<b>55.4</b>	<b>8.33</b>	<b>17</b>	<b>6.5</b>	<b>21</b>	<b>8.1</b>	<b>70t</b>	<b>75</b>	<b>71.1</b>	

Community

Admin & Coaches

Veterans

Draft & Free Agents

2017 Review

1956

Lambeau Field

Misc.



# 1957 3-9-0, .250, SIXTH, WESTERN CONFERENCE

Head Coach: Lisle Blackburn		GB	Opp	Attend	Site	
S 29	Chicago Bears (GB)	W	21	17	32,132	CiS
O 6	Detroit Lions (GB)	L	14	24	32,120	CiS
O 13	Baltimore Colts (Milw)	L	17	45	26,322	CoS
O 20	San Francisco 49ers (Milw)	L	14	24	18,919	CoS
O 27	@ Baltimore Colts	W	24	21	48,510	BMS
N 3	New York Giants (GB)	L	17	31	32,070	CiS
N 10	@ Chicago Bears	L	14	21	47,153	WF
N 17	Los Angeles Rams (Milw)	L	27	31	19,540	CoS
N 24	@ Pittsburgh Steelers	W	27	10	29,701	FoF
N 28	@ Detroit Lions	L	6	18	54,301	BrS
D 8	@ Los Angeles Rams	L	17	42	70,572	LAC
D 15	@ San Francisco 49ers	L	20	27	59,100	KS
			218	311	470,440	

Home: 1-5 (161,103) Away: 2-4 (309,337)

Scoring	TD	Ru	Pa	Rt	PAT	FG	S	PTS
Cone	2	2	0	0	26/26	12/17	0	74
Howton	5	0	5	0	0	0	0	30
*Hornung	3	3	0	0	0/0	0/4	0	18
Mcllhenny	3	1	2	0	0	0	0	18
Starr	3	3	0	0	0	0	0	18
Ferguson	2	1	1	0	0	0	0	12
Knafelc	2	0	2	0	0	0	0	12
Parilli	2	2	0	0	0	0	0	12
Carmichael	1	1	0	0	0	0	0	6
Dillon	1	0	0	1	0	0	0	6
Johnson	1	0	0	1	0	0	0	6
McGee	1	0	1	0	0	0	0	6
<b>Packers</b>	<b>26</b>	<b>13</b>	<b>12</b>	<b>1</b>	<b>26/26</b>	<b>12/21</b>	<b>0</b>	<b>218</b>
<b>Opponents</b>	<b>39</b>	<b>18</b>	<b>13</b>	<b>3</b>	<b>39/39</b>	<b>12/22</b>	<b>1</b>	<b>311</b>

	GB	Opp	Rushing	No	Yds	Avg	Long	TD
<b>Total First Downs</b>	179	226	Mcllhenny	100	384	3.8	40t	1
Rushing	72	117	*Hornung	60	319	5.3	72	3
Passing	90	97	Ferguson	59	216	3.7	40t	1
Penalty	17	12	Cone	53	135	2.5	26t	2
<b>Total Net Yards</b>	3232	4197	Carmichael	37	118	3.2	10	1
Avg. Per Game	269.3	349.8	Starr	31	98	3.2	16	3
Total Plays	705	776	Parilli	24	83	3.5	20	2
Avg. Per Play	4.6	5.4	McGee	5	40	8.0	24	0
<b>Net Yards Rushing</b>	1441	2159	*Purnell	5	22	4.4	7	0
Avg. Per Game	120.1	179.9	Howton	4	20	5.0	11	0
Total Rushes	380	462	Johnson	2	6	3.0	3	0
<b>Net Yards Passing</b>	1791	2038	<b>Packers</b>	<b>380</b>	<b>1441</b>	<b>3.8</b>	<b>72</b>	<b>13</b>
Avg. Per Game	149.3	169.8	<b>Opponents</b>	<b>462</b>	<b>2159</b>	<b>4.7</b>	<b>76</b>	<b>18</b>
Gross Yards	2157	2185						
Att./Completions	325/157	314/153						
Completion Pct.	48.3	48.7						
Had Intercepted	23	30						

Interceptions	No	Yds	Avg	Long	TD
*Symank	9	198	22.0	36	0
Dillon	9	180	20.0	55t	1
Gremminger	5	93	18.6	45	0
Forester	4	79	19.8	37	0
Palumbo	1	11	11.0	11	0
Helluin	1	0	0.0	0	0
Petitbon	1	0	0.0	0	0
<b>Packers</b>	<b>30</b>	<b>561</b>	<b>18.7</b>	<b>55t</b>	<b>1</b>
<b>Opponents</b>	<b>23</b>	<b>252</b>	<b>11.0</b>	<b>52t</b>	<b>2</b>

Punting	No	Yds	Avg	TB	In	Lg	B
Deschaine	63	2645	42.0	-	-	71	2
<b>Packers</b>	<b>63</b>	<b>2645</b>	<b>42.0</b>	-	-	<b>71</b>	<b>2</b>
<b>Opponents</b>	<b>50</b>	<b>2151</b>	<b>43.0</b>	-	-	<b>66</b>	<b>0</b>

Western Conf.	W	L	T	Pct	Pts	OP
Detroit	8	4	0	.667	251	231
San Francisco	8	4	0	.667	260	264
Baltimore	7	5	0	.583	303	235
Los Angeles	6	6	0	.500	307	278
Chi. Bears	5	7	0	.417	203	211
<b>Green Bay</b>	<b>3</b>	<b>9</b>	<b>0</b>	<b>.250</b>	<b>218</b>	<b>311</b>

Punt Returns	Ret	FC	Yds	Avg	Long	TD
Carmichael	25	-	190	7.6	48	0
Johnson	4	-	39	9.8	13	0
Kinard	3	-	19	6.3	19	0
*Symank	3	-	0	0.0	0	0
Dillon	1	-	8	8.0	8	0
<b>Packers</b>	<b>36</b>	<b>-</b>	<b>256</b>	<b>7.1</b>	<b>48</b>	<b>0</b>
<b>Opponents</b>	<b>40</b>	<b>-</b>	<b>149</b>	<b>3.7</b>	<b>22</b>	<b>0</b>

By Quarter	Q1	Q2	Q3	Q4	OT	Pts
Packers	30	99	7	82	0	218
Opponents	72	61	84	94	0	311

Receiving	No	Yds	Avg	Long	TD
Howton	38	727	19.1	77t	5
*Kramer	28	337	12.0	31	0
Mcllhenny	18	210	11.7	28t	2
McGee	17	273	16.1	49	1
Ferguson	15	107	7.1	17	1
Carmichael	13	184	14.2	39	0
Knafelc	9	164	18.2	53	2
Johnson	7	75	10.7	14	1
*Hornung	6	34	5.7	16	0
Cone	4	30	7.5	10	0
*Purnell	2	16	8.0	15	0
<b>Packers</b>	<b>157</b>	<b>2157</b>	<b>13.7</b>	<b>77t</b>	<b>12</b>
<b>Opponents</b>	<b>153</b>	<b>2185</b>	<b>14.3</b>	<b>61t</b>	<b>18</b>

Kickoff Returns	No	Yds	Avg	Long	TD
Carmichael	31	690	22.3	33	0
Mcllhenny	14	362	25.9	53	0
Cone	5	83	16.6	25	0
Forester	4	57	14.3	32	0
McGee	4	69	17.3	27	0
<b>Packers</b>	<b>58</b>	<b>1261</b>	<b>21.7</b>	<b>53</b>	<b>0</b>
<b>Opponents</b>	<b>42</b>	<b>897</b>	<b>21.4</b>	<b>46</b>	<b>0</b>

### Primary Players by Position

E	B.Howton	DE	N.Borden
	*R.Kramer		C.Massey
	M.McGee		*J.Temp
T	*N.Masters	DT	D.Hanner
	O.Spencer		J.Helluin
	*C.Vereen	LB	T.Bettis
G	*N.Amundsen		*E.Danjean
	A.Barry		B.Forester
	J.Salsbury		S.Palumbo
C	L.Lauer	DB	B.Dillon
	J.Ringo		H.Gremminger
QB	B.Parilli		B.Kinard
	B.Starr		J.Petitbon
HB	A.Carmichael		*J.Sybank
	*P.Hornung		
	J.Johnson		
	D.Mcllhenny		
FB	F.Cone		
	H.Ferguson		
	*F.Purnell		

Passing	Att	Cmp	Yds	Cmp%	Yds/Att	TD	TD%	Int	Int%	LG	Sck	Yds	Rtg
Starr	215	117	1489	54.4	6.93	8	3.7	10	4.7	77t	-	-	69.3
Parilli	102	39	669	38.2	6.56	4	3.9	12	11.8	75t	-	-	34.8
*Hornung	6	1	-1	16.7	-0.17	0	0.0	0	0.0	-1	-	-	39.6
Ferguson	1	0	0	0.0	0.00	0	0.0	0	0.0	0	-	-	39.6
*Kramer	1	0	0	0.0	0.00	0	0.0	1100	0.0	0	-	-	0.0
<b>Packers</b>	<b>325</b>	<b>157</b>	<b>2157</b>	<b>48.3</b>	<b>6.64</b>	<b>12</b>	<b>3.7</b>	<b>23</b>	<b>7.1</b>	<b>77t</b>	<b>366</b>	<b>52.8</b>	
<b>Opponents</b>	<b>314</b>	<b>153</b>	<b>2185</b>	<b>48.7</b>	<b>6.96</b>	<b>18</b>	<b>5.7</b>	<b>30</b>	<b>9.6</b>	<b>61t</b>	<b>147</b>	<b>51.2</b>	

\* - rookie

Admin. & Coaches  
 Veterans  
 Draft & Free Agents  
 Review  
 1957  
 Lambeau Field  
 Misc.

# 1-10-1, .091, SIXTH, WESTERN CONFERENCE 1958

**Head Coach:** Ray "Scooter" McLean

	GB	Opp	Attend	Site
S 28 Chicago Bears (GB).....	L	20 34	32,150	Cis
O 5 Detroit Lions (GB).....	T	13 13	32,053	Cis
O 12 Baltimore Colts (Milw).....	L	17 24	24,553	CoS
O 19 @ Washington Redskins.....	L	21 37	25,228	GrS
O 26 Philadelphia Eagles (GB).....	W	38 35	31,043	Cis
N 2 @ Baltimore Colts.....	L	0 56	51,333	BMS
N 9 @ Chicago Bears.....	L	10 24	48,424	WF
N 16 Los Angeles Rams (GB).....	L	7 20	28,051	Cis
N 23 San Francisco 49ers (Milw).....	L	12 33	19,786	CoS
N 27 @ Detroit Lions.....	L	14 24	50,971	BrS
D 7 @ San Francisco 49ers.....	L	21 48	50,793	KS
D 14 @ Los Angeles Rams.....	L	20 34	54,634	LAC
		193 382	449,019	

**Home:** 1-4-1 (167,636) **Away:** 0-6 (281,383)

Scoring	TDRu	Pa	Rt	PAT	FG	S	PTS
Hornung	2	2	0	22/23	11/21	0	67
McGee	7	0	7	0	0	0	42
Howton	2	0	2	0	0	0	12
McIlhenny	2	1	1	0	0	0	12
*Taylor	2	1	1	0	0	0	12
Carmichael	1	0	1	0	0	0	6
Dillon	1	0	0	1	0	0	6
Ferguson	1	1	0	0	0	0	6
*Francis	1	1	0	0	0	0	6
Johnson	1	0	1	0	0	0	6
Knafelc	1	0	1	0	0	0	6
Meilinger	1	0	1	0	0	0	6
Starr	1	1	0	0	0	0	6
<b>Packers</b>	<b>23</b>	<b>7</b>	<b>15</b>	<b>22/23</b>	<b>11/21</b>	<b>0</b>	<b>193</b>
<b>Opponents</b>	<b>50</b>	<b>24</b>	<b>2</b>	<b>46/50</b>	<b>12/25</b>	<b>0</b>	<b>382</b>

	GB	Opp
<b>Total First Downs</b> .....	177	236
Rushing.....	76	109
Passing.....	87	111
Penalty.....	14	16
<b>Total Net Yards</b> .....	3241	4615
Avg. Per Game.....	270.1	384.6
Total Plays.....	693	763
Avg. Per Play.....	4.7	6.0
<b>Net Yards Rushing</b> .....	1421	2040
Avg. Per Game.....	118.4	170.0
Total Rushes.....	345	427
<b>Net Yards Passing</b> .....	1820	2575
Avg. Per Game.....	151.7	214.6
Gross Yards.....	2118	2653
Att./Completions.....	348/161	336/175
Completion Pct.....	46.3	52.1
Had Intercepted.....	27	13
<b>Punts/Average</b> .....	62/42.3	42/41.6
<b>Penalties/Yards</b> .....	52/545	72/657
<b>Fumbles/Ball Lost</b> .....	26/17	31/19
<b>Touchdowns</b> .....	23	50
Rushing.....	7	24
Passing.....	15	24
Returns.....	1	2

By Quarter	Q1	Q2	Q3	Q4	OT	Pts
Packers	63	44	41	45	0	193
Opponents	77	113	93	99	0	382

	Rushing	No	Yds	Avg	Long	TD
Hornung	69	310	4.5	55	2	
Ferguson	59	268	4.5	29	1	
*Taylor	52	247	4.8	25	1	
McIlhenny	74	239	3.2	36	1	
*Francis	24	153	6.4	20	1	
Starr	25	113	4.5	20	1	
*Shanley	23	30	1.3	5	0	
Carmichael	9	21	2.3	8	0	
Parilli	8	15	1.9	5	0	
Ringo	0	13	-	13	0	
McGee	1	9	9.0	9	0	
Salsbury	0	3	-	3	0	
Romine	1	0	0.0	0	0	
<b>Packers</b>	<b>345</b>	<b>1421</b>	<b>4.1</b>	<b>55</b>	<b>7</b>	
<b>Opponents</b>	<b>427</b>	<b>2040</b>	<b>4.8</b>	<b>80t</b>	<b>24</b>	

Western Conf.	W	L	T	Pct	Pts	QP
Baltimore	9	3	0	.750	381	203
Chi. Bears	8	4	0	.667	298	230
Los Angeles	8	4	0	.667	344	278
San Francisco	6	6	0	.500	257	324
Detroit	4	7	1	.364	261	276
<b>Green Bay</b>	<b>1</b>	<b>10</b>	<b>1</b>	<b>.091</b>	<b>193</b>	<b>382</b>

	Receiving	No	Yds	Avg	Long	TD
McGee	37	655	17.7	80t	7	
Howton	36	507	14.1	50	2	
McIlhenny	20	154	7.7	55t	1	
Hornung	15	137	9.1	39	0	
Meilinger	13	139	10.7	19	1	
Ferguson	12	121	10.1	27	0	
Johnson	10	176	17.6	61	1	
Knafelc	8	118	14.8	40	1	
*Taylor	4	72	18.0	31t	1	
Carmichael	3	26	8.7	14t	1	
*Shanley	3	13	4.3	7	0	
<b>Packers</b>	<b>161</b>	<b>2118</b>	<b>13.2</b>	<b>80t</b>	<b>15</b>	
<b>Opponents</b>	<b>175</b>	<b>2653</b>	<b>15.2</b>	<b>93t</b>	<b>24</b>	

\* - rookie

	Interceptions	No	Yds	Avg	Long	TD
Dillon	6	134	22.3	46	1	
Gremminger	3	15	5.0	14	0	
Symank	1	23	23.0	23	0	
*Nitschke	1	2	2.0	2	0	
Romine	1	0	0.0	0	0	
Whittenton	1	0	0.0	0	0	
<b>Packers</b>	<b>13</b>	<b>174</b>	<b>13.4</b>	<b>46</b>	<b>1</b>	
<b>Opponents</b>	<b>27</b>	<b>371</b>	<b>13.7</b>	<b>69</b>	<b>1</b>	

	Punting	No	Yds	Avg	TB	In	Lg	B
McGee	62	2625	42.3	-	-	-	61	0
<b>Packers</b>	<b>62</b>	<b>2625</b>	<b>42.3</b>	-	-	-	<b>61</b>	<b>0</b>
<b>Opponents</b>	<b>42</b>	<b>1747</b>	<b>41.6</b>	-	-	-	<b>61</b>	<b>0</b>

	Punt Returns	Ret	FC	Yds	Avg	Long	TD
Carmichael	15	-	67	4.5	51	0	
*Shanley	14	-	105	7.5	26	0	
Romine	2	-	7	3.5	7	0	
McIlhenny	1	-	0	0.0	0	0	
Symank	1	-	0	0.0	0	0	
<b>Packers</b>	<b>33</b>	<b>-</b>	<b>179</b>	<b>5.4</b>	<b>51</b>	<b>0</b>	
<b>Opponents</b>	<b>46</b>	<b>-</b>	<b>268</b>	<b>5.8</b>	<b>38</b>	<b>0</b>	

	Kickoff Returns	No	Yds	Avg	Long	TD
Carmichael	29	700	24.1	60	0	
Hornung	10	248	24.8	39	0	
McIlhenny	7	146	20.9	45	0	
*Taylor	7	185	26.4	47	0	
*Currie	2	14	7.0	7	0	
Forester	1	6	6.0	6	0	
*Kramer	1	0	0.0	0	0	
Massey	1	10	10.0	10	0	
*Nitschke	1	0	0.0	0	0	
Temp.	1	0	0.0	0	0	
<b>Packers</b>	<b>60</b>	<b>1309</b>	<b>21.8</b>	<b>60</b>	<b>0</b>	
<b>Opponents</b>	<b>32</b>	<b>710</b>	<b>22.2</b>	<b>50</b>	<b>0</b>	

## Primary Players by Position

E	B.Howton	DE	N.Borden
	M.McGee		L.Ford
	S.Meilinger		J.Temp
T	N.Masters	DT	D.Hanner
	O.Spencer		J.Kimmel
G	H.Bullough	LB	T.Bettis
	F.Gregg		*D.Curie
	*J.Kramer		B.Forester
	J.Salsbury		*R.Nitschke
C	J.Ringo	DB	B.Dillon
QB	*J.Francis		H.Gremminger
	B.Parilli		B.Kinard
	B.Starr		J.Symank
HB	A.Carmichael		J.Whittenton
	P.Hornung		
	D.McIlhenny		
	A.Romine		
	*J.Shanley		
FB	H.Ferguson		
	*J.Taylor		

	Passing	Att	Cmp	Yds	Cmp%	Yds/Att	TD	TD%	Int	Int%	LG	Sck	Yds	Rtng
Parilli	157	68	1068	43.3	6.80	10	6.4	13	8.3	80t	-	53.3		
Starr	157	78	875	49.7	5.57	3	1.9	12	7.6	55t	-	41.2		
*Francis	31	15	175	48.4	5.65	2	6.5	2	6.5	50t	-	60.6		
Ferguson	1	0	0	0.0	0.00	0	0.0	0	0.0	0	-	39.6		
Hornung	1	0	0	0.0	0.00	0	0.0	0	0.0	0	-	39.6		
McGee	1	0	0	0.0	0.00	0	0.0	0	0.0	0	-	39.6		
<b>Packers</b>	<b>348</b>	<b>161</b>	<b>2118</b>	<b>46.3</b>	<b>6.09</b>	<b>15</b>	<b>4.3</b>	<b>27</b>	<b>7.8</b>	<b>80t</b>	<b>298</b>	<b>48.0</b>		
<b>Opponents</b>	<b>336</b>	<b>175</b>	<b>2653</b>	<b>52.1</b>	<b>7.90</b>	<b>24</b>	<b>7.1</b>	<b>13</b>	<b>3.9</b>	<b>93t</b>	<b>78</b>	<b>86.1</b>		

# 1959 7-5-0, .583, THIRD (TIE), WESTERN CONFERENCE

Head Coach:		GB	Opp	Attend	Site	Starting QB	Temp
S 27	Chicago Bears (GB)	W	9	6	32,150	CIS L.McHan	69
O 4	Detroit Lions (GB)	W	28	10	32,150	CIS L.McHan	59
O 11	San Francisco 49ers (GB)	W	21	20	32,150	CIS L.McHan	38
O 18	Los Angeles Rams (Milw)	L	6	45	36,194	CoS L.McHan	51
O 25	@ Baltimore Colts	L	21	38	57,557	BMS L.McHan	
N 1	@ New York Giants	L	3	20	68,837	YS L.McHan	56
N 8	@ Chicago Bears	L	17	28	46,205	WF L.McHan	41
N 15	Baltimore Colts (Milw)	L	24	28	25,521	CoS B.Starr	34
N 22	Washington Redskins (GB)	W	21	0	31,853	CIS B.Starr	38
N 26	@ Detroit Lions	W	24	17	49,221	TgS B.Starr	32
D 6	@ Los Angeles Rams	W	38	20	61,044	LAC B.Starr	80
D 13	@ San Francisco 49ers	W	36	14	55,997	KS B.Starr	50
			248	246	528,879		
<b>Home:</b> 4-2 (190,018)		<b>Away:</b> 3-3 (338,861)					

	GB	Opp	Rushing	No	Yds	Avg	Long	TD
<b>Total First Downs</b>	212	215	Hornung	152	681	4.5	63	7
Rushing	109	101	Taylor	120	452	3.8	21	6
Passing	87	102	Carpenter	60	322	5.4	55t	1
Penalty	16	12	McIlhenny	47	231	4.9	46	1
<b>Total Net Yards</b>	3739	3552	Starr	16	83	5.2	39	0
Avg. Per Game	311.6	296.0	McHan	16	64	4.0	19	0
Total Plays	689	759	Butler	7	49	7.0	16	0
Avg. Per Play	5.4	4.7	*Dowler	1	20	20.0	20	0
<b>Net Yards Rushing</b>	1907	1770	Francis	2	5	2.5	8	0
Avg. Per Game	158.9	147.5	<b>Packers</b>	<b>421</b>	<b>1907</b>	<b>4.5</b>	<b>63</b>	<b>15</b>
Total Rushes	421	430	<b>Opponents</b>	<b>430</b>	<b>1770</b>	<b>4.1</b>	<b>49t</b>	<b>14</b>
<b>Net Yards Passing</b>	1832	1782						
Avg. Per Game	152.7	148.5						
Yds Lst Att to Pass	131	248						
Gross Yards	1963	2030						
Att./Completions	268/128	329/169						
Completion Pct.	47.8	51.4						
Had Intercepted	17	14						
<b>Punts/Average</b>	64/42.4	56/44.3						
Net Punting Avg.	64/36.3	56/36.2						
<b>Penalties/Yards</b>	49/435	51/450						
<b>Fumbles/Ball Lost</b>	24/16	28/15						
<b>Touchdowns</b>	32	30						
Rushing	15	14						
Passing	16	14						
Returns	1	2						

By Quarter	Q1	Q2	Q3	Q4	OT	Pts
Packers	55	82	44	67	0	248
Opponents	66	68	75	37	0	246

## Primary Starters

LE	M.McGee	DE	J.Temp
LT	N.Masters	B.Quinlan	
	B.Skoronski	DT	H.Jordan
LG	F.Thurston	D.Hanner	
C	J.Ringo	LB	T.Bettis
RG	J.Kramer	D.Currie	
RT	F.Gregg	B.Forester	
RE	G.Knafelc	B.Dillon	
QB	L.McHan	H.Gremminger	
	B.Starr	E.Tunnell	
HB	P.Horning	J.Whittenton	
HB	*B.Dowler		
	L.McIlhenny		
FB	J.Taylor		

Scoring	TD	Ru	Pa	Rt	PAT	FG	S	PTS
Hornung	7	7	0	0	31/32	7/17	0	94
Taylor	8	6	2	0			0	48
McGee	5	0	5	0			0	30
*Dowler	4	0	4	0			0	24
Knafelc	4	0	4	0			0	24
McIlhenny	2	1	1	0			0	12
*Butler	1	0	1	0			0	6
Carpenter	1	1	0	0			0	6
Forester	0	0	0	0			1	2
Hanner	0	0	0	0			1	2
<b>Packers</b>	<b>32</b>	<b>15</b>	<b>16</b>	<b>1</b>	<b>31/32</b>	<b>7/17</b>	<b>2</b>	<b>248</b>
<b>Opponents</b>	<b>30</b>	<b>14</b>	<b>14</b>	<b>2</b>	<b>28/29</b>	<b>12/22</b>	<b>1</b>	<b>246</b>

Field Goals	1-19	20-29	30-39	40-49	50+
Hornung	0/6	5/7	1/2	1/2	0/0
<b>Packers</b>	<b>0/6</b>	<b>5/7</b>	<b>1/2</b>	<b>1/2</b>	<b>0/0</b>
<b>Opponents</b>	<b>1/4</b>	<b>3/3</b>	<b>2/4</b>	<b>5/8</b>	<b>1/3</b>
<b>Horning:</b> (ON,ON)(/47N)(22G,46G)(/ (29G,14N)(27G)(ON,ON,23G)(ON)(39G,32N) (24N,23G)(25N)					
<b>Opponents:</b> (ON,46G,42G)(55N,50G) (28G,32G,47N,37N)(11B,22G,17G,33G) (43N,43G)(52N,49G,49G,47N)(/)(/)(OB) (22G,32N)(/)					

Interceptions	No	Yds	Avg	Long	TD
Forester	2	48	24.0	34	0
Symank	2	46	23.0	25	0
Freeman	2	22	11.0	22	0
Tunnell	2	20	10.0	18	0
Gremminger	1	45	45.0	45	0
Currie	1	25	25.0	25	0
Temp	1	13	13.0	13	0
Dillon	1	7	7.0	7	0
Quinlan	1	5	5.0	5	0
Bettis	1	0	0.0	0	0
<b>Packers</b>	<b>14</b>	<b>231</b>	<b>16.5</b>	<b>45</b>	<b>0</b>
<b>Opponents</b>	<b>17</b>	<b>227</b>	<b>13.4</b>	<b>49</b>	<b>1</b>

Western Conf.	W	L	T	Pct	Pts	OP
Bal. Colts	9	3	0	.750	374	251
Chi. Bears	8	4	0	.667	252	196
<b>Green Bay</b>	<b>7</b>	<b>5</b>	<b>0</b>	<b>.583</b>	<b>248</b>	<b>246</b>
San Francisco	7	5	0	.583	255	237
Detroit	3	8	1	.273	203	275
L.A. Rams	2	10	0	.167	242	315

Receiving	No	Yds	Avg	Long	TD
*Dowler	32	549	17.2	35	4
McGee	30	695	23.2	81t	5
Knafelc	27	384	14.2	38	4
Hornung	15	113	7.5	19	0
Taylor	9	71	7.9	20t	2
McIlhenny	8	95	11.9	30	1
Carpenter	5	47	9.4	23	0
*Williams	1	11	11.0	11	0
*Butler	1	-2	-2.0	-2	0
<b>Packers</b>	<b>128</b>	<b>1963</b>	<b>15.3</b>	<b>81t</b>	<b>16</b>
<b>Opponents</b>	<b>169</b>	<b>2030</b>	<b>12.0</b>	<b>75t</b>	<b>14</b>

\* - rookie

Kickoff Returns	No	Yds	Avg	Long	TD
*Butler	21	472	22.5	35	0
Symank	14	338	24.1	39	0
McIlhenny	3	50	16.7	24	0
Francis	2	52	26.0	28	0
Nitschke	2	13	6.5	10	0
Carpenter	1	24	24.0	24	0
<b>Packers</b>	<b>43</b>	<b>949</b>	<b>22.1</b>	<b>39</b>	<b>0</b>
<b>Opponents</b>	<b>40</b>	<b>917</b>	<b>22.9</b>	<b>85</b>	<b>0</b>

Passing	Att	Cmp	Yds	Cmp%	Yds/Att	TD	TD%	Int	Int%	LG	Sck	Yds	Rtng
Starr	134	70	972	52.2	7.25	6	4.5	7	5.2	44	30	69.0	
McHan	108	48	805	44.4	7.45	8	7.4	9	8.3	81t	94	60.1	
Francis	18	5	91	27.8	5.06	0	0.0	1	5.6	24	7	25.0	
Hornung	8	5	95	62.5	11.88	2	25.0	0	0.0	30t	0	143.2	
<b>Packers</b>	<b>268</b>	<b>128</b>	<b>1963</b>	<b>47.8</b>	<b>7.32</b>	<b>16</b>	<b>6.0</b>	<b>17</b>	<b>6.3</b>	<b>81t</b>	<b>131</b>	<b>65.9</b>	
<b>Opponents</b>	<b>329</b>	<b>169</b>	<b>2030</b>	<b>51.4</b>	<b>6.17</b>	<b>14</b>	<b>4.3</b>	<b>14</b>	<b>4.3</b>	<b>75t</b>	<b>248</b>	<b>67.1</b>	

# 8-4-0, .667, FIRST, WESTERN CONFERENCE 1960

Head Coach: Vince Lombardi		GB	Opp	Attend	Site	Starting QB	Temp
S 25	Chicago Bears (GB)	L 14	17	32,150	CiS	B.Starr	52
O 2	Detroit Lions (GB)	W 28	9	32,150	CiS	L.McHan	57
O 9	Baltimore Colts (GB)	W 35	21	32,150	CiS	L.McHan	66
O 23	San Francisco 49ers (Milw)	W 41	14	39,914	CoS	L.McHan	50
O 30	@ Pittsburgh Steelers	W 19	13	30,155	FOF	L.McHan	
N 6	@ Baltimore Colts	L 24	38	57,808	BMS	B.Starr	
N 13	Dallas Cowboys (GB)	W 41	7	32,294	CiS	B.Starr	51
N 20	Los Angeles Rams (Milw)	L 31	33	35,763	CoS	B.Starr	47
N 24	@ Detroit Lions	L 10	23	51,123	BrS	B.Starr	48
D 4	@ Chicago Bears	W 41	13	46,406	WF	B.Starr	
D 10	@ San Francisco 49ers	W 13	0	53,612	KS	B.Starr	49
D 17	@ Los Angeles Rams	W 35	21	53,445	LAC	B.Starr	72
		332	209	496,970			

Home: 4-2 (204,421) Away: 4-2 (292,549)

### NFL Championship

D 26	@ Philadelphia Eagles	L 13	17	67,325	FrF	B.Starr	35
------	-----------------------	------	----	--------	-----	---------	----

	GB	Opp				
<b>Total First Downs</b> .....	237	199				
Rushing.....	135	74				
Passing.....	86	110				
Penalty.....	16	15				
<b>Total Net Yards</b> .....	4025	3442				
Avg. Per Game.....	335.4	286.8				
Total Plays.....	742	715				
Avg. Per Play.....	5.4	4.8				
<b>Net Yards Rushing</b> .....	2150	1285				
Avg. Per Game.....	179.2	107.1				
Total Rushes.....	463	350				
<b>Net Yards Passing</b> .....	1875	2157				
Avg. Per Game.....	156.3	179.8				
Yds Lst Att to Pass.....	118	275				
Gross Yards.....	1993	2432				
Att./Completions.....	279/137	365/192				
Completion Pct.....	49.1	52.6				
Had Intercepted.....	13	22				
<b>Punts/Average</b> .....	49/41.2	66/39.4				
Net Punting Avg.....	49/37.1	66/36.2				
<b>Penalties/Yards</b> .....	64/578	61/636				
<b>Fumbles/Ball Lost</b> .....	18/12	23/15				
<b>Touchdowns</b> .....	41	26				
Rushing.....	29	7				
Passing.....	9	19				
Returns.....	3	0				
<b>By Quarter</b>	Q1	Q2	Q3	Q4	OT	Pts
Packers	47	98	69	118	0	332
Opponents	40	53	34	82	0	209

### Primary Starters

LE	M.McGee	DE	W.Davis
LT	B.Skoronski		B.Quinlan
LG	F.Thurston	DT	D.Hanner
C	J.Ringo		H.Jordan
RG	J.Kramer	LB	D.Currie
RT	F.Gregg		R.Nitschke
RE	G.Knafelc		B.Forester
QB	B.Starr	DB	H.Gremminger
HB	P.Hornung		J.Symank
HB	B.Dowler		E.Tunnell
FB	J.Taylor		J.Whittenton

	Rushing	No	Yds	Avg	Long	TD
Taylor	.....	230	1101	4.8	32	11
Hornung	.....	160	671	4.2	37	13
*Moore	.....	45	237	5.3	59t	4
McHan	.....	8	67	8.4	35t	1
Carpenter	.....	1	24	24.0	24	0
Hickman	.....	7	22	3.1	4	0
Starr	.....	7	12	1.7	13	0
McGee	.....	2	11	5.5	16	0
Dowler	.....	1	8	8.0	8	0
*Winslow	.....	2	-3	-1.5	3	0
<b>Packers</b> .....	<b>463</b>	<b>2150</b>	<b>4.6</b>	<b>59t</b>	<b>29</b>	
<b>Opponents</b> .....	<b>350</b>	<b>1285</b>	<b>3.7</b>	<b>35</b>	<b>7</b>	

Western Conf.	W	L	T	Pct	Pts	OP
<b>Green Bay</b> .....	<b>8</b>	<b>4</b>	<b>0</b>	<b>.667</b>	<b>332</b>	<b>209</b>
Detroit.....	7	5	0	.583	239	212
San Francisco.....	7	5	0	.583	208	205
Baltimore.....	6	6	1	.500	288	234
Chicago.....	5	6	1	.455	194	299
L.A. Rams.....	4	7	1	.364	265	297
Dal. Cowboys.....	0	11	1	.000	177	369

	Receiving	No	Yds	Avg	Long	TD
McGee	.....	38	787	20.7	57t	4
Dowler	.....	30	505	16.8	91t	2
Hornung	.....	28	257	9.2	33	2
Taylor	.....	15	121	8.1	27	0
Knafelc	.....	14	164	11.7	23	0
*Moore	.....	5	40	8.0	12t	1
R.Kramer	.....	4	55	13.8	18	0
Meilinger	.....	2	43	21.5	23	0
Carpenter	.....	1	21	21.0	21	0
<b>Packers</b> .....	<b>137</b>	<b>1993</b>	<b>14.5</b>	<b>91t</b>	<b>9</b>	
<b>Opponents</b> .....	<b>192</b>	<b>2432</b>	<b>12.7</b>	<b>59</b>	<b>19</b>	

\* — rookie

Passing	Att	Cmp	Yds	Cmp%	Yds/Att	TD	TD%	Int	Int%	LG	Sck	Yds	Rtng
Starr	.....	172	98	1358	57.0	7.90	4	2.3	8	4.7	91t	78	70.8
McHan	.....	91	33	517	36.3	5.68	3	3.3	5	5.5	47	33	44.1
Hornung	.....	16	6	118	37.5	7.38	2	12.5	0	0.0	40t	7	103.6
<b>Packers</b> .....	<b>279</b>	<b>137</b>	<b>1993</b>	<b>49.1</b>	<b>7.14</b>	<b>9</b>	<b>3.2</b>	<b>13</b>	<b>4.7</b>	<b>91t</b>	<b>118</b>	<b>64.1</b>	
<b>Opponents</b> .....	<b>365</b>	<b>192</b>	<b>2432</b>	<b>52.6</b>	<b>6.66</b>	<b>19</b>	<b>5.2</b>	<b>22</b>	<b>6.0</b>	<b>59</b>	<b>275</b>	<b>65.9</b>	

Scoring	TDR	Pa	Rt	PAT	FG	S	PTS
Hornung	15	13	2	0	41/41	15/28	0 176
Taylor	11	11	0	0	0	0	0 66
*Moore	5	4	1	0	0	0	0 30
McGee	4	0	4	0	0	0	0 24
Dowler	2	0	2	0	0	0	0 12
Davis	1	0	0	1	0	0	0 6
McHan	1	1	0	0	0	0	0 6
Nitschke	1	0	0	1	0	0	0 6
*Winslow	1	0	0	1	0	0	0 6
<b>Packers</b> .....	<b>41</b>	<b>29</b>	<b>9</b>	<b>3</b>	<b>41/41</b>	<b>15/28</b>	<b>0 332</b>
<b>Opponents</b> .....	<b>26</b>	<b>7</b>	<b>19</b>	<b>0</b>	<b>24/25</b>	<b>9/13</b>	<b>1 209</b>

Field Goals	1-19	20-29	30-39	40-49	50+	
Hornung	.....	3/7	5/6	4/9	3/5	0/1
<b>Packers</b> .....	<b>3/7</b>	<b>5/6</b>	<b>4/9</b>	<b>3/5</b>	<b>0/1</b>	
<b>Opponents</b> .....	<b>4/5</b>	<b>2/2</b>	<b>2/4</b>	<b>1/1</b>	<b>0/1</b>	
<b>Hornung:</b> (ON,ON)(/ON)(37N,47G,32G)						
(35G,35G,45G,17G,50N,40N)(32B,21G)						
(18N,21G,21G)(12G,37B,22N)(12G)						
(21G,41G)(30N,38G,23G)(41N,32N)						
<b>Opponents:</b> (ON,16G)(14G,20G,48G)(/)						
(33N)(/)(31G)(/)(23G,17G,31G,9G)(53N)(/)						
(/)(35N)						

Interceptions	No	Yds	Avg	Long	TD	
Whittenton	.....	6	101	16.8	52	0
Currie	.....	4	75	18.8	33	0
Nitschke	.....	3	90	30.0	43t	1
Gremminger	.....	3	52	17.3	21	0
Tunnell	.....	3	22	7.3	22	0
Forester	.....	2	18	9.0	15	0
Symank	.....	1	0	0.0	0	0
<b>Packers</b> .....	<b>22</b>	<b>358</b>	<b>16.3</b>	<b>52</b>	<b>1</b>	
<b>Opponents</b> .....	<b>13</b>	<b>185</b>	<b>14.2</b>	<b>44</b>	<b>0</b>	

Punting	No	Yds	Avg	TB	In	Lg	B
McGee	.....	31	1291	41.6	1	-	58
Dowler	.....	18	729	40.5	2	-	61
<b>Packers</b> .....	<b>49</b>	<b>2020</b>	<b>41.2</b>	<b>3</b>	<b>-</b>	<b>61</b>	<b>3</b>
<b>Opponents</b> .....	<b>66</b>	<b>2600</b>	<b>36.2</b>	<b>2</b>	<b>-</b>	<b>59</b>	<b>3</b>

Punt Returns	Ret	FC	Yds	Avg	Long	TD	
*Wood	.....	16	0	106	6.6	33	0
Carpenter	.....	9	0	59	6.6	12	0
Forester	.....	1	0	7	7.0	7	0
<b>Packers</b> .....	<b>26</b>	<b>0</b>	<b>172</b>	<b>6.6</b>	<b>33</b>	<b>0</b>	
<b>Opponents</b> .....	<b>22</b>	<b>0</b>	<b>144</b>	<b>6.5</b>	<b>25</b>	<b>0</b>	

Kickoff Returns	No	Yds	Avg	Long	TD	
Carpenter	.....	12	249	20.8	29	0
*Moore	.....	12	397	33.1	84	0
Symank	.....	4	103	25.8	32	0
Hickman	.....	3	54	18.0	27	0
Nitschke	.....	2	33	16.5	17	0
Meilinger	.....	1	0	0.0	0	0
Temp	.....	1	16	16.0	16	0
<b>Packers</b> .....	<b>35</b>	<b>852</b>	<b>24.3</b>	<b>84</b>	<b>0</b>	
<b>Opponents</b> .....	<b>57</b>	<b>1158</b>	<b>20.3</b>	<b>42</b>	<b>0</b>	

Community

Admin & Coaches

Veterans

Draft & Free Agents

Review

1960

Lambeau Field

Misc.



# 1961 11-3-0, .786, FIRST, WESTERN CONFERENCE

Head Coach:	Vince Lombardi	GB	Opp	Attend	Site	Starting QB	Temp
S 17	Detroit Lions (Milw)	L	13	44,307	CoS	B.Starr	72
S 24	San Francisco 49ers (GB)	W	30	38,669	CiS	B.Starr	52
O 1	Chicago Bears (GB)	W	24	38,669	CiS	B.Starr	45
O 8	Baltimore Colts (GB)	W	45	38,669	CiS	B.Starr	72
O 15	@ Cleveland Browns	W	49	75,042	CMS	B.Starr	43
O 22	@ Minnesota Vikings	W	33	42,007	Met	B.Starr	53
O 29	Minnesota Vikings (Milw)	W	28	10,44,112	CoS	B.Starr	64
N 5	@ Baltimore Colts	L	21	45,57,641	BMS	B.Starr	43
N 12	@ Chicago Bears	W	31	28,49,711	WF	B.Starr	39
N 19	Los Angeles Rams (GB)	W	35	17,38,669	CiS	B.Starr	31
N 23	@ Detroit Lions	W	17	9,55,662	TgS	B.Starr	44
D 3	New York Giants (Milw)	W	20	17,47,012	CoS	B.Starr	42
D 10	@ San Francisco 49ers	L	21	22,55,722	KS	B.Starr	50
D 17	@ Los Angeles Rams	W	24	17,49,169	LAC	B.Starr	68
			391	223	675,061		

Home: 6-1 (290,107) Away: 5-2 (384,954)

### NFL Championship

D 31	New York Giants (GB)	W	37	0	39,029	CiS	B.Starr	20
------	----------------------	---	----	---	--------	-----	---------	----

Scoring	TD	Ru	Pa	Rt	PAT	FG	S	PTS
Hornung	10	8	2	0	41/41	15/22	0	146
Taylor	16	15	1	0				0
McGee	7	0	7	0				42
R.Kramer	4	0	4	0				24
Dowler	3	0	3	0				18
Moore	2	1	0	0				12
Wood	2	1	0	2				12
Agajanian	0	0	0	0	8/8	1/2	0	11
Currie	1	0	0	1				6
*Pitts	1	1	0	0				6
Roach	1	1	0	0				6
Whittenton	1	0	0	1				6
Packers	49	27	18	4	49/49	16/24	0	391
Opponents	26	12	13	1	26/26	13/21	0	223

### Field Goals 1-19 20-29 30-39 40-49 50+

Hornung	8/9	3/4	2/4	1/1	1/4
Agajanian	0/0	1/1	0/1	0/0	0/0
Packers	8/9	4/5	2/5	1/1	1/4
Opponents	.777	2/3	1/3	3/7	0/1

**Hornung:** (55N,15G,26G)(13G,43G,15G,8N)(37G)(38G)(21N)(13G,18G,13G,16G)(52B)(51G,51B)(36N,9G)(23G,25G)(34N)(0)

**Agajanian:** (0)(0)(0)(0)(0)(35B)(0)(0)(28G)

**Opponents:** (44G,52B)(46G)(0)(27G,42N)(42N)(13G)(12G)(33N)(48N,27G)(13G,34G,28N,16G)(41G,34N)(10G,14G)(44B,17G)

	GB	Opp	Rushing	No	Yds	Avg	Long	TD
<b>Total First Downs</b>	274	245	Taylor	243	1307	5.4	53	15
Rushing	142	101	Hornung	127	597	4.7	54t	8
Passing	115	126	Moore	61	302	5.0	69	1
Penalty	17	18	*Pitts	23	75	3.3	17t	1
<b>Total Net Yards</b>	4714	4051	Starr	12	56	4.7	21t	1
Avg. Per Game	336.7	289.4	R.Kramer	5	13	2.6	10	0
Total Plays	780	826	Carpenter	1	5	5.0	5	0
Avg. Per Play	6.0	4.9	Roach	2	-5	-2.5	1t	1
<b>Net Yards Rushing</b>	2350	1694	<b>Packers</b>	474	2350	5.0	69	27
Avg. Per Game	167.9	121.0	<b>Opponents</b>	412	1694	4.1	55t	12
Total Rushes	474	412						

	GB	Opp	Rushing	No	Yds	Avg	Long	TD
<b>Net Yards Passing</b>	2364	2357	Taylor	243	1307	5.4	53	15
Avg. Per Game	168.9	168.4	Hornung	127	597	4.7	54t	8
Yds Lst Att to Pass	138	273	Moore	61	302	5.0	69	1
Gross Yards	2502	2630	*Pitts	23	75	3.3	17t	1
Att./Completions	306/177	414/218	Starr	12	56	4.7	21t	1
Completion Pct.	57.8	52.7	R.Kramer	5	13	2.6	10	0
Had Intercepted	16	29	Carpenter	1	5	5.0	5	0
<b>Punts/Average</b>	51/43.0	49/37.8	Roach	2	-5	-2.5	1t	1
Net Punting Avg.	51/33.0	49/29.7	<b>Packers</b>	474	2350	5.0	69	27
<b>Penalties/Yards</b>	66/647	52/609	<b>Opponents</b>	412	1694	4.1	55t	12

	GB	Opp	Rushing	No	Yds	Avg	Long	TD
<b>Fumbles/Ball Lost</b>	18/10	30/17	McGee	51	883	17.3	53	7
<b>Touchdowns</b>	49	26	Dowler	36	633	17.6	78t	3
Rushing	27	12	R.Kramer	35	559	16.0	53t	4
Passing	18	13	Taylor	25	175	7.0	18	1
Returns	4	1	Hornung	15	145	9.7	34t	2

By Quarter	Q1	Q2	Q3	Q4	OT	Pts
Packers	100	123	44	124	0	391
Opponents	45	81	39	58	0	223

### Primary Starters

LE	M.McGee	LE	W.Davis
LT	B.Skoronski	LT	D.Hanner
LG	F.Thurston	RT	H.Jordan
C	J.Ringo	RE	B.Quinlan
RG	J.Kramer	LLB	D.Currie
	F.Gregg	MLB	R.Nitschke
RT	F.Gregg	RLB	B.Forester
	N.Masters	LH	H.Gremminger
RE	R.Kramer	RH	J.Whittenton
QB	B.Starr	LS	J.Symank
HB	P.Hornung	RS	W.Wood
HB	B.Dowler		
FB	J.Taylor		

Western Conf.	W	L	T	Pct	Pts	QP
<b>Green Bay</b>	11	3	0	.786	391	223
Detroit	8	5	1	.615	270	258
Baltimore	8	6	0	.571	302	307
Chicago	8	6	0	.571	326	302
San Francisco	7	6	1	.538	346	272
L.A. Rams	4	10	0	.286	263	333
Minnesota	3	11	0	.214	285	407

	Receiving	No	Yds	Avg	Long	TD
McGee	51	883	17.3	53	7	
Dowler	36	633	17.6	78t	3	
R.Kramer	35	559	16.0	53t	4	
Taylor	25	175	7.0	18	1	
Hornung	15	145	9.7	34t	2	
Moore	8	41	5.1	11	1	
Knafelc	3	32	10.7	13	0	
Carpenter	3	29	9.7	16	0	
*Pitts	1	5	5.0	5	0	
<b>Packers</b>	177	2502	14.1	78t	18	
<b>Opponents</b>	218	2630	12.1	51t	13	

\* - rookie

	Interceptions	No	Yds	Avg	Long	TD
Symank	5	99	19.8	41	0	
Whittenton	5	98	19.6	41t	1	
Gremminger	5	54	10.8	41	0	
Wood	5	52	10.4	21	0	
Currie	3	59	19.7	21t	1	
Nitschke	2	41	20.5	27	0	
Forester	2	33	16.5	33	0	
*Adderley	1	9	9.0	9	0	
Hanner	1	1	1.0	1	0	
<b>Packers</b>	29	29	446	15.4	41t	2
<b>Opponents</b>	16	238	14.9	63	0	

	Punting	No	Yds	Avg	TB	In	Lg	B
Dowler	38	1674	44.1	10	-	75	0	
McGee	13	520	40.0	0	-	51	0	
<b>Packers</b>	51	2194	43.0	10	-	75	0	
<b>Opponents</b>	49	1851	29.7	2	-	61	0	

	Punt Returns	Ret	FC	Yds	Avg	Long	TD
Wood	14	11	225	16.1	72t	2	
Carpenter	6	5	130	21.7	48	0	
<b>Packers</b>	20	16	355	17.8	72t	2	
<b>Opponents</b>	25	4	313	12.5	90t	1	

	Kickoff Returns	No	Yds	Avg	Long	TD
*Adderley	18	478	26.6	61	0	
Moore	15	409	27.3	60	0	
Symank	4	121	30.3	38	0	
Forester	3	55	18.3	20	0	
*Pitts	1	14	14.0	14	0	
<b>Packers</b>	41	1077	26.3	61	0	
<b>Opponents</b>	69	1597	23.1	64	0	

	Passing	Att	Cmp	Yds	Cmp%	Yds/Att	TD	Int	Int%	LG	Sck	Yds	Rtg
Starr	295	172	2418	58.3	8.20	16	5.4	16	5.4	78t	138	80.3	
Hornung	5	3	42	60.0	8.40	1	20.0	0	0.0	20	0	126.7	
Roach	4	0	0.0	0.0	0.0	0	0.0	0	0.0	0	0	39.6	
Moore	2	2	42	100.0	21.00	1	50.0	0	0.0	22t	0	158.3	
<b>Packers</b>	306	177	2502	57.8	8.18	18	5.9	16	5.2	78t	138	82.2	
<b>Opponents</b>	414	218	2630	52.7	6.35	13	3.1	29	7.0	51t	273	53.7	

# 13-1-0, .929, FIRST, WESTERN CONFERENCE 1962

Head Coach:	Vince Lombardi	GB	Opp	Attend	Site	Starting QB	Temp	
S 16	Minnesota Vikings (GB)	W	34	7	38,669	ClS	B.Starr	74
S 23	St. Louis Cardinals (Milw)	W	17	0	44,885	CoS	B.Starr	61
S 30	Chicago Bears (GB)	W	49	0	38,669	ClS	B.Starr	70
O 7	Detroit Lions (GB)	W	9	7	38,669	ClS	B.Starr	58
O 14	@ Minnesota Vikings	W	48	21	41,475	Met	B.Starr	75
O 21	San Francisco 49ers (Milw)	W	31	13	46,010	CoS	B.Starr	55
O 28	@ Baltimore Colts	W	17	6	57,966	BMS	B.Starr	
N 4	@ Chicago Bears	W	38	7	48,753	WF	B.Starr	30
N 11	@ Philadelphia Eagles	W	49	0	60,671	FRF	B.Starr	53
N 18	Baltimore Colts (GB)	W	17	13	38,669	ClS	B.Starr	36
N 22	@ Detroit Lions	L	14	26	57,598	TgS	B.Starr	32
D 2	Los Angeles Rams (Milw)	W	41	10	46,833	CoS	B.Starr	57
D 9	@ San Francisco 49ers	W	31	21	53,769	KS	B.Starr	60
D 16	@ Los Angeles Rams	W	20	17	60,353	LAC	B.Starr	70

415 148 672,989

Home: 7-0 (292,404) Away: 6-1 (380,585)

**NFL Championship**

D 30 @ New York Giants . . . . . W 16 7 64,892 YS B.Starr 17

Scoring	TD	Ru	Pa	Pat	PAT	FG	\$	PTS
Taylor	19	19	0	0				0 114
Hornung	7	5	2	0	14/14	6/10		0 74
J.Kramer	0	0	0	0	38/39	9/11		0 65
R.Kramer	7	0	7	0				0 42
Moore	7	7	0	0				0 47
McGee	3	0	3	0				0 18
Adderley	2	0	2	0				0 12
Dowler	2	0	2	0				0 12
*Gros	2	2	0	0				0 12
Pitts	2	2	0	0				0 12
Davis	1	0	1	0				0 6
Starr	1	0	0	0				0 6
<b>Packers</b>	<b>53</b>	<b>36</b>	<b>14</b>	<b>3</b>	<b>52/53</b>	<b>15/21</b>	<b>0</b>	<b>415</b>
<b>Opponents</b>	<b>17</b>	<b>4</b>	<b>10</b>	<b>3</b>	<b>17/17</b>	<b>9/23</b>	<b>1</b>	<b>148</b>

**Field Goals 1-19 20-29 30-39 40-49 50+**

J.Kramer . . . 3/3 3/3 3/4 0/1 0/0  
Hornung . . . 4/5 1/2 0/1 1/2 0/0  
**Packers . . . 7/8 4/5 3/5 1/3 0/0**

**Opponents . . 3/4 0/2 4/9 2/8 0/0**

**J.Kramer:** ()()()()() (14G,35G,43B)(27G)  
(23G)(17G)() (24G)(31B)(35G,37G)(17G)()  
**Hornung:** (36N,10G,45G)(0N,13G)() (15G,  
15G,47N,21G)()()()() (25N)()()()()()  
**Opponents:** ()(0N)(34N)(25B,41N)()  
(31G,13G,36N)(34G,47N,34G,38N)(47N)  
() (42G,18G)(38B,47G,24B)(13G)(36N)  
(39G,41N,43N,43N)

Interceptions	No	Yds	Avg	Long	TD
Wood	9	132	14.7	37	0
Adderley	7	132	18.9	50t	1
Gremminger	5	88	17.6	35	0
Nitschke	4	56	14.0	28	0
Whitenton	3	40	13.3	36	0
Quinlan	1	4	4.0	4	0
Hanner	1	0	0.0	0	0
Jordan	1	0	0.0	0	0
<b>Packers</b>	<b>31</b>	<b>452</b>	<b>14.6</b>	<b>50t</b>	<b>1</b>
<b>Opponents</b>	<b>13</b>	<b>122</b>	<b>9.4</b>	<b>35</b>	<b>1</b>

Punting	No	Yds	Avg	Long	In	Log	B
Dowler	36	1550	43.1	2	-	75	0
McGee	14	496	35.4	1	-	56	0
<b>Packers</b>	<b>50</b>	<b>2046</b>	<b>40.9</b>	<b>3</b>	-	<b>75</b>	<b>0</b>
<b>Opponents</b>	<b>58</b>	<b>2506</b>	<b>43.2</b>	<b>3</b>	-	<b>80</b>	<b>0</b>

Punt Returns	Ret	FC	Yds	Avg	Long	TD
Wood	23	9	273	11.9	65	0
Pitts	7	3	17	2.4	7	0
Kostelnik	1	0	0	0.0	0	0
<b>Packers</b>	<b>31</b>	<b>12</b>	<b>290</b>	<b>9.4</b>	<b>65</b>	<b>0</b>
<b>Opponents</b>	<b>20</b>	<b>6</b>	<b>183</b>	<b>9.2</b>	<b>85t</b>	<b>1</b>

Kickoff Returns	No	Yds	Avg	Long	TD
Adderley	15	418	27.9	103t	1
Moore	13	284	21.8	28	0
*Gros	1	7	7.0	7	0
Nitschke	1	7	7.0	7	0
<b>Packers</b>	<b>30</b>	<b>716</b>	<b>23.9</b>	<b>103t</b>	<b>1</b>
<b>Opponents</b>	<b>76</b>	<b>1524</b>	<b>20.1</b>	<b>47</b>	<b>0</b>

Rushing	No	Yds	Avg	Long	TD
Taylor	272	1474	5.4	51	19
Moore	112	377	3.4	32t	7
Hornung	57	219	3.8	37t	5
*Gros	29	155	5.3	26	2
Pitts	22	110	5.0	26t	2
Starr	21	72	3.4	18	1
McGee	3	52	17.3	36	0
Roach	1	5	5.0	5	0
R.Kramer	1	-4	-4.0	-4	0
<b>Packers</b>	<b>518</b>	<b>2460</b>	<b>4.7</b>	<b>51</b>	<b>36</b>
<b>Opponents</b>	<b>404</b>	<b>1531</b>	<b>3.8</b>	<b>40</b>	<b>4</b>

Western Conf.	W	L	T	Pct	Pts	OP
<b>Green Bay</b>	<b>13</b>	<b>1</b>	<b>0</b>	<b>.929</b>	<b>415</b>	<b>148</b>
Detroit	11	3	0	.786	315	177
Chicago	9	5	0	.643	321	287
Baltimore	7	7	0	.500	293	288
San Francisco	6	8	0	.429	282	331
Minnesota	2	11	1	.154	254	410
L.A. Rams	1	12	1	.077	220	334

Receiving	No	Yds	Avg	Long	TD
McGee	49	820	16.7	64	3
Dowler	49	724	14.8	41	2
R.Kramer	37	555	15.0	54t	7
Taylor	22	106	4.8	24	0
Moore	11	100	9.1	34	0
Hornung	9	168	18.7	83t	2
Carpenter	7	104	14.9	22	0
Pitts	3	44	14.7	29	0
<b>Packers</b>	<b>187</b>	<b>2621</b>	<b>14.0</b>	<b>83t</b>	<b>14</b>
<b>Opponents</b>	<b>187</b>	<b>2084</b>	<b>11.1</b>	<b>63</b>	<b>10</b>

\* - rookie

Passing	Att	Cmp	Yds	Cmp%	Yds/Att	TD	TD%	Int	Int%	LG	Sck	Yds	Rtg
Starr	285	178	2438	62.5	8.55	12	4.2	9	3.2	83t	286		90.7
Roach	12	3	33	25.0	2.75	0	0.0	0	0.0	18	4		39.6
Hornung	6	4	80	66.7	13.33	0	0.0	2	33.3	41	0		70.1
Moore	5	2	70	40.0	14.00	2	40.0	1	20.0	45t	0		87.5
Pitts	2	0	0	0.0	0.00	0	0.0	0	0.0	0	0		39.6
McGee	1	0	0	0.0	0.00	0	0.0	1	100.0	0	0		0.0
<b>Packers</b>	<b>311</b>	<b>187</b>	<b>2621</b>	<b>60.1</b>	<b>8.43</b>	<b>14</b>	<b>4.5</b>	<b>13</b>	<b>4.2</b>	<b>83t</b>	<b>290</b>		<b>84.9</b>
<b>Opponents</b>	<b>355</b>	<b>187</b>	<b>2084</b>	<b>52.7</b>	<b>5.87</b>	<b>10</b>	<b>2.8</b>	<b>31</b>	<b>8.7</b>	<b>63</b>	<b>338</b>		<b>43.4</b>

Total First Downs	GB	Opp				
Total First Downs	281	191				
Rushing	145	88				
Passing	120	94				
Penalty	16	9				
<b>Total Net Yards</b>	<b>4791</b>	<b>3277</b>				
Avg. Per Game	342.2	234.1				
Total Plays	829	759				
Avg. Per Play	5.8	4.3				
<b>Net Yards Rushing</b>	<b>2460</b>	<b>1531</b>				
Avg. Per Game	175.7	109.4				
Total Rushes	518	404				
<b>Net Yards Passing</b>	<b>2331</b>	<b>1746</b>				
Avg. Per Game	166.5	124.7				
Yds Lst Att to Pass	290	338				
Gross Yards	2621	2084				
Att./Completions	311/187	355/187				
Completion Pct.	60.1	52.7				
Had Intercepted	13	31				
<b>Punts/Average</b>	<b>50/40.9</b>	<b>58/43.2</b>				
Net Punting Avg.	50/36.1	58/37.2				
<b>Penalties/Yards</b>	<b>59/617</b>	<b>54/611</b>				
<b>Fumbles/Ball Lost</b>	<b>29/15</b>	<b>28/19</b>				
<b>Touchdowns</b>	<b>53</b>	<b>17</b>				
Rushing	36	4				
Passing	14	10				
Returns	3	3				
<b>By Quarter</b>	<b>Q1</b>	<b>Q2</b>	<b>Q3</b>	<b>Q4</b>	<b>OT</b>	<b>Pts</b>
Packers	71	115	93	136	0	415
Opponents	26	71	16	35	0	148

## Primary Starters

LE	M.McGee	LE	W.Davis
LT	B.Skoronski	LT	D.Hanner
LG	F.Thurston	RT	H.Jordan
C	J.Ringo	RE	B.Quinlan
RG	J.Kramer	LLB	D.Currie
RT	F.Gregg	MLB	R.Nitschke
RE	R.Kramer	RLB	B.Forester
QB	B.Starr	LH	H.Adderley
HB	P.Hornung	RH	J.Whitenton
HB	B.Dowler	LS	H.Gremminger
FB	J.Taylor	RS	W.Wood

Community

Admin & Coaches

Veterans

Draft & Free Agents

2017 Review

1962

Lambeau Field

Misc.

# 1963 11-2-1, .846, SECOND, WESTERN CONFERENCE

Head Coach:	Vince Lombardi	GB	Opp	Attend	Site	Starting QB	Temp
S 15	Chicago Bears (GB)	L	3	10	42,327	Cis	B.Starr 70
S 22	Detroit Lions (Milw)	W	31	10	45,912	CoS	B.Starr 58
S 29	Baltimore Colts (GB)	W	31	20	42,327	Cis	B.Starr 56
O 6	Los Angeles Rams (GB)	W	42	10	42,327	Cis	B.Starr 84
O 13	@ Minnesota Vikings	W	37	28	42,567	Met	B.Starr 75
O 20	@ St. Louis Cardinals	W	30	7	32,224	BuS	B.Starr 85
O 27	@ Baltimore Colts	W	34	20	60,065	BMS	J.Roach
N 3	Pittsburgh Steelers (Milw)	W	33	14	46,293	CoS	J.Roach 57
N 10	Minnesota Vikings (GB)	W	28	7	42,327	Cis	J.Roach 50
N 17	@ Chicago Bears	L	7	26	49,166	WF	J.Roach 67
N 24	San Francisco 49ers (Milw)	W	28	10	45,905	CoS	B.Starr 39
N 28	@ Detroit Lions	T	13	13	54,016	TgS	B.Starr 50
D 7	@ Los Angeles Rams	W	31	14	52,357	LAC	B.Starr 82
D 14	@ San Francisco 49ers	W	21	17	31,031	KS	B.Starr 45
		369	206	628,844			
<b>Home:</b> 6-1 (307,418)		<b>Away:</b> 5-1-1 (321,426)					

**Playoff Bowl**  
 \*J 5 Cleveland Browns (@ Miami) . . . W 40 23 54,921

Scoring	TD	Ru	Pa	Rt	PAT	FG	S	PTS
J.Kramer	0	0	0	0	43/46	16/34	0	91
Taylor	10	9	1	0				0
Moore	8	6	2	0				0
Dowler	6	0	6	0				0
McGee	6	0	6	0				0
Pitts	6	5	1	0				0
R.Kramer	4	0	4	0				0
*Fleming	2	0	2	0				0
Gros	2	2	0	0				0
Adderley	1	0	0	1				0
Gremminger	1	0	0	1				0
Davis	0	0	0	1				2
<b>Packers</b>	<b>46</b>	<b>22</b>	<b>22</b>	<b>2</b>	<b>43/46</b>	<b>16/34</b>	<b>1</b>	<b>369</b>
<b>Opponents</b>	<b>23</b>	<b>11</b>	<b>9</b>	<b>3</b>	<b>23/23</b>	<b>15/33</b>	<b>0</b>	<b>206</b>

Field Goals	1-19	20-29	30-39	40-49	50+
J.Kramer	2/6	4/9	6/11	4/8	0/0
<b>Packers</b>	<b>2/6</b>	<b>4/9</b>	<b>6/11</b>	<b>4/8</b>	<b>0/0</b>
<b>Opponents</b>	<b>2/5</b>	<b>2/4</b>	<b>7/9</b>	<b>3/10</b>	<b>1/5</b>
<b>J.Kramer:</b>	<b>(41G)</b>	<b>(24G,0N)</b>	<b>(42N,42G,28N)</b>	<b>(42N,34N,28N)</b>	<b>(20G,15G,31G)</b>
	<b>(39G,26G,34G,31N)</b>	<b>(34N,38N,46G,37G)</b>	<b>(23G,36G,12G,37G)</b>	<b>(12B)</b>	<b>(25N)</b>
	<b>(48N,10N)</b>	<b>(0N,40G,22N)</b>	<b>(42N,39N,25N)</b>	<b>Opponents:</b> <b>(32G,27N)</b>	
	<b>(36G)</b>	<b>(28N,10B)</b>	<b>(42N)</b>	<b>(0B,45G,33G)</b>	<b>(40N)</b>
	<b>(36N,50N,47N)</b>	<b>(29G,46G,19N,19G,35N)</b>	<b>(35G,49N)</b>	<b>(32G)</b>	<b>(42N,27G,37G,52N,40N)</b>
	<b>(52N,50N,44G)</b>				

Interceptions	No	Yds	Avg	Long	TD
Adderley	5	86	17.2	39	0
Wood	5	67	13.4	22	0
Whittington	4	90	22.5	33	0
Gremminger	3	25	8.3	16	0
Nitschke	2	8	4.0	5	0
Currie	1	23	23.0	23	0
Forester	1	13	13.0	13	0
Hanner	1	0	0.0	0	0
<b>Packers</b>	<b>22</b>	<b>312</b>	<b>14.2</b>	<b>39</b>	<b>0</b>
<b>Opponents</b>	<b>21</b>	<b>297</b>	<b>14.1</b>	<b>47</b>	<b>1</b>

Punting	No	Yds	Avg	TB	In	Lg	B
Norton	51	2279	44.7	3	-	61	0
<b>Packers</b>	<b>51</b>	<b>2279</b>	<b>44.7</b>	<b>3</b>	-	<b>61</b>	<b>0</b>
<b>Opponents</b>	<b>59</b>	<b>2558</b>	<b>43.4</b>	<b>4</b>	-	<b>68</b>	<b>0</b>

Punt Returns	Ret	FC	Yds	Avg	Long	TD
Wood	19	9	169	8.9	41	0
Pitts	7	7	60	8.6	20	0
<b>Packers</b>	<b>26</b>	<b>16</b>	<b>229</b>	<b>8.8</b>	<b>41</b>	<b>0</b>
<b>Opponents</b>	<b>29</b>	<b>10</b>	<b>220</b>	<b>7.6</b>	<b>32</b>	<b>0</b>

Kickoff Returns	No	Yds	Avg	Long	TD
Adderley	20	597	29.9	98	1
Gros	17	430	25.3	51	0
Carpenter	5	75	15.0	24	0
*Fleming	1	0	0.0	0	0
J.Kramer	1	0	0.0	0	0
Mestnik	1	0	0.0	0	0
Wood	1	20	20.0	20	0
<b>Packers</b>	<b>46</b>	<b>1122</b>	<b>24.4</b>	<b>98</b>	<b>1</b>
<b>Opponents</b>	<b>69</b>	<b>1331</b>	<b>19.3</b>	<b>93</b>	<b>0</b>

Total First Downs	GB	Opp
258	193	114
114	92	126
126	87	18
18	14	4781
4781	3599	341.5
341.5	257.1	869
869	845	5.5
5.5	4.3	2248
2248	1586	160.6
160.6	113.3	504
504	428	2533
2533	2013	180.9
180.9	143.8	20/178
20/178	39/327	2711
2711	2340	345/179
345/179	378/180	51.9
51.9	47.6	21
21	22	51/44.7
51/44.7	59/43.4	51/39.2
51/39.2	59/38.1	53/517
53/517	59/568	30/20
30/20	31/21	46
46	23	22
22	11	22
22	9	22
22	3	22
22	9	22

By Quarter	Q1	Q2	Q3	Q4	OT	Pts
Packers	66	97	92	114	0	369
Opponents	47	47	44	68	0	206

## Primary Starters

LE	M.McGee	LE	W.Davis
LT	B.Skoronski	RT	D.Hanner
LG	F.Thurston	LT	H.Jordan
C	J.Ringo	RE	*L.Aldridge
RG	J.Kramer	LLB	D.Curie
RT	F.Gregg	MLB	R.Nitschke
RE	R.Kramer	RLB	B.Forester
QB	B.Starr	LH	H.Adderley
HB	T.Moore	RH	J.Whitton
HB	B.Dowler	LS	H.Gremminger
FB	J.Taylor	RS	W.Wood

Western Conf.	W	L	T	Pct	Pts	OP
Chicago	11	1	2	.917	301	144
<b>Green Bay</b>	<b>11</b>	<b>2</b>	<b>1</b>	<b>.846</b>	<b>369</b>	<b>206</b>
Baltimore	8	6	0	.571	316	285
Detroit	5	8	1	.385	326	265
Minnesota	5	8	1	.385	309	390
Los Angeles	5	9	0	.357	210	350
San Francisco	2	12	0	.143	198	391

Receiving	No	Yds	Avg	Long	TD
Dowler	53	901	17.0	53	6
McGee	39	749	19.2	64	6
R.Kramer	32	537	16.8	49	4
Moore	23	237	10.3	45	2
Taylor	13	68	5.2	27	1
Pitts	9	54	6.0	21	1
*Fleming	7	132	18.9	33	2
Gros	1	19	19.0	19	0
Carpenter	1	12	12.0	12	0
Jeter	1	2	2.0	2	0
<b>Packers</b>	<b>179</b>	<b>2711</b>	<b>15.1</b>	<b>64</b>	<b>22</b>
<b>Opponents</b>	<b>180</b>	<b>2340</b>	<b>13.0</b>	<b>62</b>	<b>9</b>

\* - rookie

Passing	Att	Cmp	Yds	Cmp%	Yds/Att	TD	Int	Int%	LG	Sck/Yds	Rtg	
Starr	244	132	1855	54.1	7.60	15	6.1	10	4.1	53	11/109	82.3
Bratkowski	11	4	96	36.4	8.73	1	9.1	3	27.3	64	0/0	59.5
Roach	84	38	620	45.2	7.38	4	4.8	8	9.5	45	7/53	46.8
Moore	4	3	99	75.0	24.75	1	25.0	0	0.0	49	1/6	156.3
Pitts	2	2	41	100.0	20.50	1	50.0	0	0.0	21	0/0	158.3
Taylor	0	0	0	0.0	0.00	0	0.0	0	0.0	0	1/10	0.0
<b>Packers</b>	<b>345</b>	<b>179</b>	<b>2711</b>	<b>51.9</b>	<b>7.86</b>	<b>22</b>	<b>6.4</b>	<b>21</b>	<b>6.1</b>	<b>64</b>	<b>20/178</b>	<b>74.0</b>
<b>Opponents</b>	<b>378</b>	<b>180</b>	<b>2340</b>	<b>47.6</b>	<b>6.19</b>	<b>9</b>	<b>2.4</b>	<b>22</b>	<b>5.8</b>	<b>62</b>	<b>39/327</b>	<b>51.2</b>

Community

Admin. & Coaches

Veterans

Draft & Free Agents

2017 Review

1963

Lambeau Field

Misc.

# 8-5-1, .615, SECOND (TIE), WESTERN CONFERENCE 1964

Head Coach:	Vince Lombardi	GB	Opp	Attend	Site	Starting QB	Temp	
S 13	Chicago Bears (GB)	W	23	12	42,327	CiS	B.Starr	64
S 20	Baltimore Colts (GB)	L	20	21	42,327	CiS	B.Starr	68
S 28	@ Detroit Lions	W	14	10	59,203	TgS	B.Starr	
O 4	Minnesota Vikings (GB)	L	23	24	42,327	CiS	B.Starr	52
O 11	San Francisco 49ers (Milw)	W	24	14	47,380	CoS	B.Starr	43
O 18	@ Baltimore Colts	L	21	24	60,213	BMS	B.Starr	
O 25	Los Angeles Rams (Milw)	L	17	27	47,617	CoS	B.Starr	75
N 1	@ Minnesota Vikings	W	42	13	44,278	Met	B.Starr	58
N 8	Detroit Lions (GB)	W	30	7	42,327	CiS	B.Starr	50
N 15	@ San Francisco 49ers	L	14	24	38,483	KS	B.Starr	50
N 22	Cleveland Browns (Milw)	W	28	21	48,065	CoS	B.Starr	25
N 29	@ Dallas Cowboys	W	45	21	44,975	CB	B.Starr	64
D 5	@ Chicago Bears	W	17	3	43,636	WF	B.Starr	28
D 13	@ Los Angeles Rams	T	24	24	40,735	LAC	B.Starr	62

Scoring	TD	Ru	Pa	Rt	PAT	FG	S	PTS
Hornung	5	5	0	0	41/43	12/38	0	107
Taylor	15	12	3	0	0	0	0	90
McGee	7	0	6	1	0	0	0	42
Dowler	5	0	5	0	0	0	0	30
Moore	4	2	2	0	0	0	0	24
Starr	3	3	0	0	0	0	0	18
Pitts	2	1	0	1	0	0	0	12
Wood	1	0	0	1	1/1	0/1	0	7
Aldridge	1	0	0	1	0	0	0	6
Jordan	1	0	0	1	0	0	0	6
<b>Packers</b>	<b>44</b>	<b>23</b>	<b>16</b>	<b>5</b>	<b>42/44</b>	<b>12/39</b>	<b>0</b>	<b>342</b>
<b>Opponents</b>	<b>30</b>	<b>15</b>	<b>11</b>	<b>4</b>	<b>29/30</b>	<b>12/23</b>	<b>0</b>	<b>245</b>

Home: 4-3 (312,370) Away: 4-2-1 (331,523)

### Playoff Bowl

\*J 3 St. Louis Cardinals (@ Miami) .L 17 24 56,218

	GB	Opp
<b>Total First Downs</b>	250	197
Rushing	133	95
Passing	106	91
Penalty	11	11
<b>Total Net Yards</b>	4381	3179
Avg. Per Game	312.9	227.1
Total Plays	863	780
Avg. Per Play	5.1	4.1
<b>Net Yards Rushing</b>	2276	1532
Avg. Per Game	162.6	109.4
Total Rushes	495	417
<b>Net Yards Passing</b>	2105	1647
Avg. Per Game	150.4	117.6
Sacked/Yards Lost	47/369	45/333
Gross Yards	2474	1980
Att./Completions	321/186	318/173
Completion Pct.	57.9	54.4
Had Intercepted	6	16
<b>Punts/Average</b>	56/42.2	72/43.5
Net Punting Avg.	56/33.0	72/36.2
<b>Penalties/Yards</b>	50/576	56/521
<b>Fumbles/Ball Lost</b>	25/17	34/25
<b>Touchdowns</b>	44	30
Rushing	23	15
Passing	16	11
Returns	5	4

By Quarter	Q1	Q2	Q3	Q4	OT	PTS
Packers	63	132	65	82	0	342
Opponents	49	92	57	47	0	245

### Primary Starters

LE	M.McGee	LE	W.Davis
LT	N.Masters	LT	R.Kostelnik
LG	F.Thurston	D.Hanner	
C	B.Skoronski	RT	H.Jordan
	*K.Bowman	RE	L.Aldridge
RG	D.Grimm	LLB	D.Curie
RE	F.Gregg	MLB	R.Nitschke
RT	R.Kramer	RLB	L.Caffey
QB	B.Starr	LH	H.Alderley
HB	P.Hornung	RH	J.Whitton
HB	B.Dowler	LS	*T.Brown
FB	J.Taylor	RS	W.Wood

	Rushing	No	Yds	Avg	Long	TD
Taylor	235	1169	5.0	84t	12	
Hornung	103	415	4.0	40	5	
Moore	102	371	3.6	35	2	
Starr	24	165	6.9	28	3	
Pitts	27	127	4.7	27	1	
Norton	1	24	24.0	24	0	
*Crutcher	1	5	5.0	5	0	
Bratkowski	2	0	0.0	0	0	
<b>Packers</b>	<b>495</b>	<b>2276</b>	<b>4.6</b>	<b>84t</b>	<b>23</b>	
<b>Opponents</b>	<b>417</b>	<b>1532</b>	<b>3.7</b>	<b>53t</b>	<b>15</b>	

Western Conf.	W	L	T	Pct	Pts	OP
Baltimore	12	2	0	.857	428	225
<b>Green Bay</b>	<b>8</b>	<b>5</b>	<b>1</b>	<b>.615</b>	<b>342</b>	<b>245</b>
Minnesota	8	5	1	.615	355	296
Detroit	7	5	2	.583	280	260
L.A. Rams	5	7	2	.417	283	339
Chicago	5	9	0	.357	260	379
San Francisco	4	10	0	.286	236	330

	Receiving	No	Yds	Avg	Long	TD
Dowler	45	623	13.8	50t	5	
Taylor	38	354	9.3	35t	3	
R.Kramer	34	551	16.2	55	0	
McGee	31	592	19.1	55	6	
Moore	17	140	8.2	33t	2	
Hornung	9	98	10.9	40	0	
Pitts	6	38	6.3	22	0	
Fleming	4	36	9.0	10	0	
Jeter	1	23	23.0	23	0	
*Long	1	19	19.0	19	0	
<b>Packers</b>	<b>186</b>	<b>2474</b>	<b>13.3</b>	<b>73</b>	<b>16</b>	
<b>Opponents</b>	<b>173</b>	<b>1980</b>	<b>11.4</b>	<b>95t</b>	<b>11</b>	

\* - rookie

	Passing	Att	Cmp	Yds	Cmp%	Yds/Att	TD	TD%	Int	Int%	LG	Sck/Yds	Rtng
Starr	272	163	2144	59.9	7.88	15	5.5	4	1.5	73	42/323	97.1	
Bratkowski	36	19	277	52.8	7.69	1	2.8	1	2.8	33t	5/46	75.8	
Hornung	10	3	25	30.0	2.50	0	0.0	1	10.0	10	0/0	75.0	
Moore	3	1	28	33.3	9.33	0	0.0	0	0.0	28	0/0	68.8	
<b>Packers</b>	<b>321</b>	<b>186</b>	<b>2474</b>	<b>57.9</b>	<b>7.71</b>	<b>16</b>	<b>5.0</b>	<b>6</b>	<b>1.9</b>	<b>73</b>	<b>47/369</b>	<b>91.3</b>	
<b>Opponents</b>	<b>318</b>	<b>173</b>	<b>1980</b>	<b>54.4</b>	<b>6.23</b>	<b>11</b>	<b>3.5</b>	<b>16</b>	<b>5.0</b>	<b>95t</b>	<b>45/333</b>	<b>63.9</b>	

Field Goals	1-19	20-29	30-39	40-49	50+
Hornung	3/7	5/9	1/10	2/11	1/1
Wood	0/0	0/0	0/1	0/0	0/0
<b>Packers</b>	<b>3/7</b>	<b>5/9</b>	<b>1/11</b>	<b>2/11</b>	<b>1/1</b>
<b>Opponents</b>	<b>2/2</b>	<b>2/3</b>	<b>3/4</b>	<b>5/10</b>	<b>0/4</b>

Hornung:	(42N,52G,29G,29B,20G)(3)32N,46N(20G)(15N,36B,21G)(46N,43N,17N,33N,46B)(21N,12G,36B)(45N)(40G,19G,41N,34G)(43N,38N,34B,17N)(37N)(25G,29N)(38N,9G,33N)(28B,43N,13N,40G)
<b>Wood:</b>	0(0)0(32N)0(0)0(0)0(0)0
<b>Opponents:</b>	(8G,36G)(46N,45N)45G,53N(27G)(49N)(54N,40G,21N,47N)(37G,43G)(44N,16G,43G)(54N,49G)(52N)(36N,31G)(27G)

	Interceptions	No	Yds	Avg	Long	TD
Alderley	4	56	14.0	35	0	
Wood	3	73	24.3	42t	1	
Nitschke	2	36	18.0	29	0	
Currie	2	11	5.5	10	0	
Caffey	1	44	44.0	44	0	
*Brown	1	30	30.0	30	0	
Gremminger	1	13	13.0	13	0	
*Hart	1	0	0.0	0	0	
Whitton	1	0	0.0	0	0	
<b>Packers</b>	<b>16</b>	<b>263</b>	<b>16.4</b>	<b>44</b>	<b>1</b>	
<b>Opponents</b>	<b>6</b>	<b>58</b>	<b>9.7</b>	<b>23</b>	<b>0</b>	

	Punting	No	Yds	Avg	TB	In	Lg	B
Norton	56	2365	42.2	6	-	61	0	
<b>Packers</b>	<b>56</b>	<b>2365</b>	<b>42.2</b>	<b>6</b>	-	<b>61</b>	<b>0</b>	
<b>Opponents</b>	<b>72</b>	<b>3131</b>	<b>43.5</b>	<b>4</b>	-	<b>66</b>	<b>0</b>	

	Punt Returns	Ret	FC	Yds	Avg	Long	TD
Wood	19	11	252	13.3	64	0	
Pitts	15	7	191	12.7	65t	1	
<b>Packers</b>	<b>34</b>	<b>18</b>	<b>443</b>	<b>13.0</b>	<b>65t</b>	<b>1</b>	
<b>Opponents</b>	<b>31</b>	<b>9</b>	<b>397</b>	<b>12.8</b>	<b>70t</b>	<b>2</b>	

	Kickoff Returns	No	Yds	Avg	Long	TD
Alderley	19	508	26.7	43	0	
Moore	16	431	26.9	55	0	
*Brown	7	167	23.9	34	0	
*Crutcher	2	54	27.0	37	0	
Caffey	1	0	0.0	0	0	
<b>Packers</b>	<b>45</b>	<b>1160</b>	<b>25.8</b>	<b>55</b>	<b>0</b>	
<b>Opponents</b>	<b>60</b>	<b>1320</b>	<b>22.0</b>	<b>53</b>	<b>0</b>	

Community

Admin & Coaches

Veterans

Draft & Free Agents

2017 Review

1964

Lambeau Field

Misc.



# 1965 10-3-1, .769, FIRST (TIE), WESTERN CONFERENCE

Head Coach:	Vince Lombardi	GB	Opp	Attend	Site	Starting QB	Temp
S 19	@ Pittsburgh Steelers	W	41	9	38,383	PS	B.Starr 90
S 26	Baltimore Colts (Milw)	W	20	17	48,130	CoS	B.Starr 43
O 3	Chicago Bears (GB)	W	23	14	50,852	LF	B.Starr 53
O 10	San Francisco 49ers (GB)	W	27	10	50,852	LF	B.Starr 60
O 17	@ Detroit Lions	W	31	21	56,712	TgS	B.Starr 56
O 24	Dallas Cowboys (Milw)	W	13	3	48,311	CoS	B.Starr 41
O 31	@ Chicago Bears	L	10	31	45,664	WF	B.Starr 59
N 7	Detroit Lions (GB)	L	7	12	50,852	LF	B.Starr 44
N 14	Los Angeles Rams (Milw)	W	6	3	48,485	CoS	B.Starr 33
N 21	@ Minnesota Vikings	W	38	13	47,426	Met	B.Starr 37
N 28	@ Los Angeles Rams	L	10	21	39,733	LAC	B.Starr 70
D 5	Minnesota Vikings (GB)	W	24	19	50,852	LF	B.Starr 40
D 12	@ Baltimore Colts	W	42	27	60,238	BMS	B.Starr
D 19	@ San Francisco 49ers	T	24	24	45,710	KS	B.Starr 50

316 224 682,200

Home: 6-1 (348,334) Away: 4-2-1 (333,866)

### Western Conference Championship

D 26	Baltimore Colts (GB)	W	13	10	50,484	LF	B.Starr 32
------	----------------------	---	----	----	--------	----	------------

### NFL Championship

J 2	Cleveland Browns (GB)	W	23	12	50,777	LF	B.Starr 33
-----	-----------------------	---	----	----	--------	----	------------

+ — sudden death

	GB	Opp
<b>Total First Downs</b> .....	201	240
Rushing .....	85	115
Passing .....	103	111
Penalty .....	13	14
<b>Total Net Yards</b> .....	3601	3969
Avg. Per Game .....	257.2	283.5
Total Plays .....	781	907
Avg. Per Play .....	4.6	4.4
<b>Net Yards Rushing</b> .....	1488	1988
Avg. Per Game .....	106.3	142.0
Total Rushes .....	432	480
<b>Net Yards Passing</b> .....	2113	1981
Avg. Per Game .....	150.9	141.5
Sacked/Yards Lost .....	43/395	44/335
Gross Yards .....	2508	2316
Att./Completions .....	306/166	383/187
Completion Pct. ....	54.2	48.8
Had Intercepted .....	14	27
<b>Punts/Average</b> .....	74/42.1	60/42.1
Net Punting Avg. ....	74/35.5	60/39.3
<b>Penalties/Yards</b> .....	48/529	67/677
<b>Fumbles/Ball Lost</b> .....	18/12	37/23
<b>Touchdowns</b> .....	38	22
Rushing .....	14	10
Passing .....	19	11
Returns .....	5	1

By Quarter	Q1	Q2	Q3	Q4	OT	Pts
Packers	65	66	82	103	0	316
Opponents	40	85	37	62	0	224

	Rushing	No	Yds	Avg	Long	TD
Taylor	207	734	3.5	35	4	
Hornung	89	299	3.4	17	5	
Starr	18	169	9.4	38	1	
Moore	51	124	2.4	13	0	
Pitts	54	122	2.3	12	4	
Chandler	1	27	27.0	27	0	
*Coffey	3	12	4.0	10	0	
*Jacobs	3	5	1.7	2	0	
Bratkowski	4	-1	-0.3	1	0	
*Clardige	2	-3	-1.5	1	0	
<b>Packers</b> .....	<b>432</b>	<b>1488</b>	<b>3.4</b>	<b>38</b>	<b>14</b>	
<b>Opponents</b> .....	<b>480</b>	<b>1988</b>	<b>4.1</b>	<b>43</b>	<b>10</b>	

Western Conf.	W	L	T	Pct	Pts	OP
<b>Green Bay</b> .....	<b>10</b>	<b>3</b>	<b>1</b>	<b>.769</b>	<b>316</b>	<b>224</b>
Baltimore .....	10	3	1	.769	389	284
Chicago .....	9	5	0	.643	409	275
San Francisco .....	7	6	1	.538	421	402
Minnesota .....	7	7	0	.500	383	403
Detroit .....	6	7	1	.462	257	295
L.A. Rams .....	4	10	0	.286	269	328

	Receiving	No	Yds	Avg	Long	TD
Dowler	44	610	13.9	47	4	
Dale	20	382	19.1	77	2	
Taylor	20	207	10.4	41	0	
Hornung	19	336	17.7	65	3	
Fleming	14	141	10.1	31	2	
Long	13	304	23.4	62	4	
Pitts	11	182	16.5	80	1	
McGee	10	154	15.4	37	1	
Anderson	8	105	13.1	27	1	
Moore	7	87	12.4	31	1	
<b>Packers</b> .....	<b>166</b>	<b>2508</b>	<b>15.1</b>	<b>80</b>	<b>19</b>	
<b>Opponents</b> .....	<b>187</b>	<b>2316</b>	<b>12.4</b>	<b>65</b>	<b>11</b>	

\* — rookie

Scoring	TD	Ru	Pa	Rt	PAT	FG	S	PTS
Chandler	0	0	0	0	37/38	17/26	0	88
Hornung	8	5	3	0	0	0	0	48
Pitts	5	4	1	0	0	0	0	30
Dowler	4	0	4	0	0	0	0	24
Long	4	0	4	0	0	0	0	24
Taylor	4	4	0	0	0	0	0	24
Adderley	3	0	0	3	0	0	0	18
Dale	2	0	2	0	0	0	0	12
Fleming	2	0	2	0	0	0	0	12
Anderson	1	0	1	0	0	0	0	6
Caffey	1	0	0	1	0	0	0	6
Hart	1	0	0	1	0	0	0	6
McGee	1	0	1	0	0	0	0	6
Moore	1	0	1	0	0	0	0	6
Starr	1	1	0	0	0	0	0	6

**Packers 38 14 19 5 37/38 17/26 0 316**  
**Opponents 22 10 11 1 22/22 22/33 0 224**

Field Goals	1-19	20-29	30-39	40-49	50+
Chandler	7/9	4/5	2/3	4/8	0/1
<b>Packers</b> .....	<b>7/9</b>	<b>4/5</b>	<b>2/3</b>	<b>4/8</b>	<b>0/1</b>
<b>Opponents</b> .....	<b>2/4</b>	<b>9/10</b>	<b>6/7</b>	<b>4/8</b>	<b>1/4</b>

**Chandler:** (33N,9G,19G)(43N,19G,41G)  
 (16G)(18G,24G)(49G)(44G,22G)(45N,43G)(  
 (0N,0N,22G,7G)(36G)(14G,45N)(25G,27N)(  
 (50N,41N,31G)

**Opponents:** (21G,34G,32G)(26G,46N,38N)  
 (129N,52N,39G)(50N)(20G)(46N,24G)  
 (13G)(0N,0N,35G)(34G,27G)(26G,49G)  
 43G,42N,41G)(25G,36G,53G,59N,23G)  
 (14G,45G,49N)(21G)

	Interceptions	No	Yds	Avg	Long	TD
Adderley	6	175	29.2	44	3	
Wood	6	65	10.8	28	0	
Hart	4	29	7.3	24	0	
Robinson	3	141	47.0	87	0	
Brown	3	42	14.0	27	0	
Caffey	1	42	42.0	42	1	
Davis	1	21	21.0	21	0	
Jeter	1	21	21.0	21	0	
Nitschke	1	21	21.0	21	0	
Crutcher	1	4	4.0	4	0	
<b>Packers</b> .....	<b>27</b>	<b>561</b>	<b>20.8</b>	<b>37</b>	<b>4</b>	
<b>Opponents</b> .....	<b>14</b>	<b>209</b>	<b>14.9</b>	<b>86</b>	<b>1</b>	

	Punting	No	Yds	Avg	TB	In	Lg	B
Chandler	74	3176	42.9	13	-	90	0	
<b>Packers</b> .....	<b>74</b>	<b>3176</b>	<b>42.9</b>	<b>13</b>	-	<b>90</b>	<b>0</b>	
<b>Opponents</b> .....	<b>60</b>	<b>2523</b>	<b>42.1</b>	<b>5</b>	-	<b>63</b>	<b>0</b>	

	Punt Returns	Ret	FC	Yds	Avg	Long	TD
Wood	13	10	38	2.9	14	0	
Pitts	8	6	27	3.4	12	0	
Adderley	1	0	0	0.0	0	0	
Brown	0	1	0	0.0	0	0	
<b>Packers</b> .....	<b>22</b>	<b>17</b>	<b>65</b>	<b>3.0</b>	<b>14</b>	<b>0</b>	
<b>Opponents</b> .....	<b>36</b>	<b>11</b>	<b>290</b>	<b>8.1</b>	<b>62</b>	<b>0</b>	

	Kickoff Returns	No	Yds	Avg	Long	TD
Pitts	20	396	19.8	29	0	
Moore	15	361	24.1	52	0	
Adderley	10	221	22.1	33	0	
Crutcher	3	53	17.7	21	0	
*Coffey	1	9	9.0	9	0	
Grimm	1	0	0.0	0	0	
<b>Packers</b> .....	<b>50</b>	<b>1040</b>	<b>20.8</b>	<b>52</b>	<b>0</b>	
<b>Opponents</b> .....	<b>52</b>	<b>1216</b>	<b>23.4</b>	<b>68</b>	<b>0</b>	

### Primary Starters

LE	B.Dowler	LE	W.Davis
LT	B.Skoronski	LT	R.Kostelnik
LG	F.Gregg	RT	H.Jordan
C	K.Bowman	RE	L.Aldridge
RG	J.Kramer	LLB	D.Robinson
RT	S.Wright	MLB	R.Nitschke
RE	M.Fleming	RLB	L.Caffey
FL	C.Dale	LH	H.Adderley
QB	B.Starr	RH	D.Hart
HB	P.Hornung	LS	W.Wood
FB	J.Taylor	RS	T.Brown

	Passing	Att	Cmp	Yds	Cmp%	Yds/Att	TD	Int	Int%	LG	Sck/Yds	RtnG
Starr	251	140	2055	55.8	8.19	16	6.4	9	3.6	77	34/303	89.0
Bratkowski	48	21	348	43.8	7.25	3	6.3	4	8.3	80	8/79	54.9
Hornung	2	1	19	50.0	9.50	0	0.0	1	50.0	19	1/13	43.8
Moore	2	2	22	100.0	11.00	0	0.0	0	0.0	13	0/0	112.5
Pitts	2	1	51	50.0	25.50	0	0.0	0	0.0	51	0/0	95.8
*Clardige	1	1	13	100.0	13.00	0	0.0	0	0.0	13	0/0	118.8
<b>Packers</b> .....	<b>306</b>	<b>166</b>	<b>2508</b>	<b>54.2</b>	<b>8.20</b>	<b>19</b>	<b>6.2</b>	<b>14</b>	<b>4.6</b>	<b>80</b>	<b>43/395</b>	<b>83.1</b>
<b>Opponents</b> .....	<b>383</b>	<b>187</b>	<b>2316</b>	<b>48.8</b>	<b>6.05</b>	<b>11</b>	<b>2.9</b>	<b>27</b>	<b>7.0</b>	<b>65</b>	<b>44/335</b>	<b>48.2</b>

Community

Admin. & Coaches

Veterans

Draft & Free Agents

2017 Review

1965

Lambeau Field

Misc.

# 12-2-0, .857, FIRST, WESTERN CONFERENCE 1966

Head Coach: Vince Lombardi

	GB	Opp	Attend	Site	Starting QB	Temp
S 10	Baltimore Colts (Milw)	W 24	3	48,650	CoS	B.Starr 63
S 18	@ Cleveland Browns	W 21	20	83,943	CMS	B.Starr 72
S 25	Los Angeles Rams (GB)	W 24	13	50,861	LF	B.Starr 58
O 2	Detroit Lions (GB)	W 23	14	50,861	LF	B.Starr 56
O 9	@ San Francisco 49ers	L 20	21	39,290	KS	B.Starr 82
O 16	@ Chicago Bears	W 17	0	48,573	WF	B.Starr 47
O 23	Atlanta Falcons (Milw)	W 56	3	48,623	CoS	B.Starr 55
O 30	@ Detroit Lions	W 31	7	56,954	TgS	B.Starr 44
N 6	Minnesota Vikings (GB)	L 17	20	50,861	LF	B.Starr 45
N 20	Chicago Bears (GB)	W 13	6	50,861	LF	B.Starr 34
N 27	@ Minnesota Vikings	W 28	16	47,426	Met	B.Starr 33
D 4	San Francisco 49ers (Milw)	W 20	7	48,725	CoS	B.Starr 27
D 10	@ Baltimore Colts	W 14	10	60,238	BMS	B.Starr 40
D 18	@ Los Angeles Rams	W 27	23	72,416	LAC	Z.Bratkowski 72

335 163 758,282

Home: 6-1 (349,442) Away: 6-1 (408,840)

## NFL Championship

J 1 @ Dallas Cowboys W 34 27 74,152 CB B.Starr 52

## AFL-NFL World Championship (Super Bowl I)

J 15 Kansas City Chiefs (@ L.A.) W 35 10 61,946 LAC B.Starr 72

	GB	Opp	Rushing	No	Yds	Avg	Long	TD
<b>Total First Downs</b>	231	211	Taylor	204	705	3.5	19	4
Rushing	98	90	Pitts	115	393	3.4	20	7
Passing	115	106	Hornung	76	200	2.6	9	2
Penalty	18	15	*Grabowski	29	127	4.4	36t	1
<b>Total Net Yards</b>	4275	3603	Starr	21	104	5.0	21	2
Avg. Per Game	305.4	257.4	*D.Anderson	25	104	4.2	15	2
Total Plays	824	883	Chandler	1	33	33.0	33	0
Avg. Per Play	5.2	4.1	Bratkowski	4	7	1.8	4	0
<b>Net Yards Rushing</b>	1673	1644	<b>Packers</b>	<b>475</b>	<b>1673</b>	<b>3.5</b>	<b>36t</b>	<b>18</b>
Avg. Per Game	119.5	117.4	<b>Opponents</b>	<b>446</b>	<b>1644</b>	<b>3.7</b>	<b>38</b>	<b>9</b>
Total Rushes	475	446						

	GB	Opp	Rushing	No	Yds	Avg	Long	TD
<b>Net Yards Passing</b>	2602	1959	Taylor	41	331	8.1	21	2
Avg. Per Game	185.9	139.9	Dale	37	876	23.7	83t	7
Sacked/Yards Lost	31/229	47/357	Fleming	31	361	11.6	53t	2
Gross Yards	2831	2316	Dowler	29	392	13.5	40	0
Att./Completions	318/193	390/202	Pitts	26	460	17.7	80t	3
Completion Pct.	60.7	51.8	Hornung	14	192	13.7	44t	3
Had Intercepted	5	28	McGee	4	91	22.8	39	1
<b>Punts/Average</b>	62/41.0	69/41.3	*Grabowski	4	13	3.3	7	0
Net Punting Avg.	62/36.6	69/36.7	Long	3	68	22.7	42	0
Penalties/Yards	57/544	67/745	*D.Anderson	2	33	16.5	22	0
<b>Fumbles/Ball Lost</b>	23/19	26/14	B.Anderson	2	14	7.0	8	0
Touchdowns	43	17	<b>Packers</b>	<b>193</b>	<b>2831</b>	<b>14.7</b>	<b>83t</b>	<b>18</b>
Rushing	18	9	<b>Opponents</b>	<b>202</b>	<b>2316</b>	<b>11.5</b>	<b>65t</b>	<b>7</b>
Passing	18	7						
Returns	7	1						

By Quarter	Q1	Q2	Q3	Q4	OT	Pts
Packers	62	110	61	102	0	335
Opponents	13	66	23	61	0	163

## Primary Starters

LE	M.Fleming	LE	W.Davis
LT	B.Skoronski	LT	R.Kostelnik
LG	F.Thurston	RT	H.Jordan
C	B.Curry	RE	L.Aldridge
RG	J.Kramer	LLB	D.Robinson
RT	F.Gregg	MLB	R.Nitschke
RE	C.Dale	RLB	L.Caffey
FL	B.Dowler	LH	H.Aderley
QB	B.Starr	RH	B.Jeter
HB	P.Hornung	LS	W.Wood
	E.Pitts	RS	T.Brown
FB	J.Taylor		

Scoring	TD	Ru	Pa	Rt	PAT	FG	S	Pts
Chandler	0	0	0	0	41/43	12/28	0	77
Pitts	10	7	3	0			0	60
Dale	7	0	7	0			0	42
Taylor	6	4	2	0			0	36
Hornung	5	2	3	0			0	30
*D.Anderson	3	2	0	1			0	18
Fleming	2	0	2	0			0	12
Jeter	2	0	0	2			0	12
Starr	2	2	0	0			0	12
Aderley	1	0	0	1			0	6
Caffey	1	0	0	1			0	6
*Grabowski	1	1	0	0			0	6
Hart	1	0	0	1			0	6
McGee	1	0	1	0			0	6
Wood	1	0	0	1			0	6

**Packers 43 18 17 7 41/43 12/28 0 335**  
**Opponents 17 9 7 1 16/17 15/27 0 163**

Field Goals	1-19	20-29	30-39	40-49	50+
Chandler	6/7	2/4	2/9	2/7	0/1
<b>Packers</b>	<b>6/7</b>	<b>2/4</b>	<b>2/9</b>	<b>2/7</b>	<b>0/1</b>
<b>Opponents</b>	<b>3/3</b>	<b>4/4</b>	<b>5/9</b>	<b>3/11</b>	<b>0/0</b>

Chandler:	(15B,15G)	(34N)	(45B,14G)	(14G, 43N,22G,31G)	(18G,22G,26N,39N)	(30G, 47N,29N)	(38N)	(40G)	(11G,53N)	(39N,37N)
<b>Opponents:</b>	<b>(26G)</b>	<b>(10G,46G)</b>	<b>(13G,35G, 40N,48N)</b>	<b>(49N)</b>	<b>(36N)</b>	<b>(41G)</b>	<b>(41N)</b>	<b>(31G,16G)</b>	<b>(127G,34N,30G,22G)</b>	<b>(37B,45N)</b>
										<b>(45N,26G,47N,37N)</b>

Interceptions	No	Yds	Avg	Long	TD
Jeter	5	142	28.4	75t	2
Robinson	5	60	12.0	23	0
Aderley	4	125	31.3	68t	1
T.Brown	4	21	5.3	15	0
Caffey	3	62	20.7	52t	1
Wood	3	38	12.7	20t	1
Nitschke	2	44	22.0	23	0
Hart	1	40	40.0	40t	1
Crutcher	1	15	15.0	15	0
<b>Packers</b>	<b>28</b>	<b>547</b>	<b>19.5</b>	<b>75t</b>	<b>6</b>
<b>Opponents</b>	<b>5</b>	<b>75</b>	<b>15.0</b>	<b>44</b>	<b>0</b>

Punting	No	Yds	Avg	TB	In	Lg	B
Chandler	60	2452	40.9	5	-	58	0
*D.Anderson	2	89	44.5	0	-	49	0
<b>Packers</b>	<b>62</b>	<b>2541</b>	<b>41.0</b>	<b>5</b>	<b>-</b>	<b>58</b>	<b>0</b>
<b>Opponents</b>	<b>69</b>	<b>2850</b>	<b>41.3</b>	<b>5</b>	<b>-</b>	<b>58</b>	<b>0</b>

Punt Returns	Ret	FC	Yds	Avg	Long	TD
Wood	22	9	82	3.7	13	0
Pitts	7	4	9	1.3	6	0
*D.Anderson	6	1	124	20.7	77t	1
T.Brown	2	1	0	0.0	0	0
<b>Packers</b>	<b>37</b>	<b>15</b>	<b>215</b>	<b>5.8</b>	<b>77t</b>	<b>1</b>
<b>Opponents</b>	<b>30</b>	<b>15</b>	<b>171</b>	<b>5.7</b>	<b>29</b>	<b>0</b>

Kickoff Returns	No	Yds	Avg	Long	TD
*D.Anderson	23	533	23.2	61	0
Aderley	14	320	22.9	65	0
*Vandersea	3	50	16.7	21	0
Pitts	1	0	0.0	0	0
Wood	1	0	0.0	0	0
<b>Packers</b>	<b>42</b>	<b>903</b>	<b>21.5</b>	<b>65</b>	<b>0</b>
<b>Opponents</b>	<b>52</b>	<b>1213</b>	<b>23.3</b>	<b>51</b>	<b>0</b>

Passing	Att	Cmp	Yds	Cmp%	Yds/Att	TD	TD%	Int	Int%	Lg	Sck	Yds	Rtng
Starr	251	156	2257	62.2	8.99	14	5.6	3	1.2	83t	26	183	105.0
Bratkowski	64	36	569	56.3	8.89	4	6.3	2	3.1	74	5	46	93.8
Pitts	2	0	0	0.0	0.0	0	0.0	0	0.0	0	0	0	39.6
Hornung	1	1	5	100.0	5.00	0	0.0	0	0.0	5	0	0	87.5
<b>Packers</b>	<b>318</b>	<b>193</b>	<b>2831</b>	<b>60.7</b>	<b>8.90</b>	<b>18</b>	<b>5.7</b>	<b>5</b>	<b>1.6</b>	<b>83t</b>	<b>31</b>	<b>229</b>	<b>102.1</b>
<b>Opponents</b>	<b>390</b>	<b>202</b>	<b>2316</b>	<b>51.8</b>	<b>5.94</b>	<b>7</b>	<b>1.8</b>	<b>28</b>	<b>7.2</b>	<b>65t</b>	<b>47</b>	<b>357</b>	<b>46.1</b>

\* - rookie

Community

Admin & Coaches

Veterans

Free Agents

Review

1966

Lambeau Field

Misc.

# 1967 9-4-1, .692, FIRST, NFL CENTRAL

Head Coach:	Vince Lombardi	GB	Opp	Attend	Site	Starting QB	Temp	
S 17	Detroit Lions (GB)	T	17	50,861	LF	B.Starr	78	
S 24	Chicago Bears (GB)	W	13	50,861	LF	B.Starr	58	
O 1	Atlanta Falcons (Milw)	W	23	49,467	CoS	B.Starr	69	
O 8	@ Detroit Lions	W	27	57,877	TgS	Z.Bratkowski	58	
O 15	Minnesota Vikings (Milw)	L	7	49,601	CoS	Z.Bratkowski	58	
O 22	@ New York Giants	W	48	62,585	YS	B.Starr	58	
O 30	@ St. Louis Cardinals	W	31	49,792	BuS	B.Starr	54	
N 5	@ Baltimore Colts	L	10	60,238	BMS	B.Starr	44	
N 12	Cleveland Browns (Milw)	W	55	50,074	CoS	B.Starr	42	
N 19	San Francisco 49ers (GB)	W	13	0	50,861	LF	B.Starr	31
N 26	@ Chicago Bears	W	17	47,513	WF	B.Starr	45	
D 3	@ Minnesota Vikings	W	30	27	47,693	Met	B.Starr	43
D 9	@ Los Angeles Rams	L	24	27	76,637	LAC	B.Starr	64
D 17	Pittsburgh Steelers (GB)	L	17	24	50,861	LF	B.Starr	34
		332		209	754,921			

Home: 4-2-1 (352,586) Away: 5-2 (402,335)

### Western Conference Championship

D 23	Los Angeles Rams (Milw)	W	28	7	49,861	CoS	B.Starr	20
------	-------------------------	---	----	---	--------	-----	---------	----

### NFL Championship

D 31	Dallas Cowboys (GB)	W	21	17	50,861	LF	B.Starr	-13
------	---------------------	---	----	----	--------	----	---------	-----

### AFL-NFL World Championship (Super Bowl II)

J 14	Oakland Raiders (@ Miami)	W	33	14	75,546	OB	B.Starr	68
------	---------------------------	---	----	----	--------	----	---------	----

	GB	Opp	Rushing	No	Yds	Avg	Long	TD
<b>Total First Downs</b>	243	183	Grabowski	120	466	3.9	24	2
Rushing	115	98	Wilson	103	453	4.4	40	2
Passing	112	78	Anderson	97	402	4.1	40	6
Penalty	16	7	Pitts	77	247	3.2	30	6
<b>Total Net Yards</b>	4279	3300	*Williams	35	188	5.4	37	1
Avg. Per Game	305.6	235.7	Starr	21	90	4.3	23	0
Total Plays	846	809	Mercein	14	56	4.0	15	1
Avg. Per Play	5.1	4.1	Dale	1	9	9.0	9	0
<b>Net Yards Rushing</b>	1915	1923	Bratkowski	5	6	1.2	4	0
Avg. Per Game	136.8	137.4	Horn	1	-2	-2.0	-2	0
Total Rushes	474	443	<b>Packers</b>	<b>474</b>	<b>1915</b>	<b>4.0</b>	<b>40</b>	<b>18</b>
<b>Net Yards Passing</b>	2364	1377	<b>Opponents</b>	<b>443</b>	<b>1923</b>	<b>4.3</b>	<b>59t</b>	<b>7</b>
Avg. Per Game	168.9	98.4						
Sacked/Yards Lost	41/394	29/267						
Gross Yards	2758	1644						
Att./Completions	331/182	337/155						
Completion Pct.	55.0	46.0						
Had Intercepted	27	26						
<b>Punts/Average</b>	66/36.5	75/41.6						
Net Punting Avg.	66/35.9	75/38.4						
<b>Penalties/Yards</b>	48/541	55/482						
<b>Fumbles/Ball Lost</b>	19/10	23/14						
<b>Touchdowns</b>	39	24						
Rushing	18	7						
Passing	15	13						
Returns	6	4						

By Quarter	Q1	Q2	Q3	Q4	OT	Pts
Packers	76	93	53	110	0	332
Opponents	40	69	30	70	0	209

### Primary Starters

LE	B.Dowler	RE	L.Aldridge
LT	B.Skoronski	LE	W.Davis
LG	G.Gillingham	RT	H.Jordan
C	K.Bowman	LT	R.Kostelnik
*B.Hyland		RLB	L.Caffey
RG	J.Kramer	LLB	D.Robinson
RT	F.Gregg	LB	R.Nitschke
RE	M.Fleming	LH	H.Adderley
FL	C.Dale	RH	B.Jeter
QB	B.Starr	LS	T.Brown
*RB	E.Pitts	RS	W.Wood
D.Anderson			
FB	J.Grabowski		
B.Wilson			

Scoring	TD	Ru	Pa	Rt	PAT	FG	S	PTS
Chandler	0	0	0	0	39/39	19/29	0	96
Anderson	9	6	3	0	0	0	0	54
Pitts	6	6	0	0	0	0	0	36
*Williams	6	1	1	4	0	0	0	36
Dale	5	0	5	0	0	0	0	30
Dowler	4	0	4	0	0	0	0	24
Grabowski	3	2	1	0	0	0	0	18
Wilson	2	2	0	0	0	0	0	12
Adderley	1	0	0	1	0	0	0	6
Fleming	1	0	1	0	0	0	0	6
Mercein	1	1	0	0	0	0	0	6
Nitschke	1	0	0	1	0	0	0	6
Davis	0	0	0	0	0	1	2	2
<b>Packers</b>	<b>39</b>	<b>18</b>	<b>15</b>	<b>6</b>	<b>39/39</b>	<b>19/29</b>	<b>0</b>	<b>332</b>
<b>Opponents</b>	<b>24</b>	<b>7</b>	<b>13</b>	<b>4</b>	<b>23/24</b>	<b>14/28</b>	<b>0</b>	<b>209</b>

Field Goals	1-19	20-29	30-39	40-49	50+
Chandler	2/2	6/8	7/8	4/11	0/0
<b>Packers</b>	<b>2/2</b>	<b>6/8</b>	<b>7/8</b>	<b>4/11</b>	<b>0/0</b>
<b>Opponents</b>	<b>6/6</b>	<b>6/6</b>	<b>1/6</b>	<b>1/8</b>	<b>0/2</b>
<b>Chandler:</b>	(28G)(20G,46G)(25H,45B,46N,46N)(32G,16G)(34N)(21G,36G)(43G)(42N,49G)(24G,30G)(40N,41G,26G)(38G,42N,27B)(30G,34G,19G)(41N,32G)(25G)				
<b>Opponents:</b>	(45B,37N,47G)(49N,22G)(47N,52N)(38G)(12G)(40N)(39N,12G,22G,8G)(57B,32N)(38N,34N,43N)(10G,15G)(24G,27G)(46B,23G,16G)(41N,27G)				

Interceptions	No	Yds	Avg	Long	TD
Jeter	8	78	9.8	25	0
Wood	4	60	15.0	25	0
Adderley	4	16	4.0	12t	1
Robinson	4	16	4.0	12	0
Nitschke	3	35	11.7	20t	1
Caffey	2	28	14.0	24	0
T.Brown	1	51	51.0	51	0
<b>Packers</b>	<b>26</b>	<b>284</b>	<b>10.9</b>	<b>51</b>	<b>2</b>
<b>Opponents</b>	<b>27</b>	<b>370</b>	<b>13.7</b>	<b>37</b>	<b>3</b>

Punting	No	Yds	Avg	Tb	In	LG	B
Anderson	65	2378	36.6	1	-	63	1
Chandler	1	31	31.0	0	-	31	0
<b>Packers</b>	<b>66</b>	<b>2490</b>	<b>36.5</b>	<b>1</b>	<b>-</b>	<b>63</b>	<b>1</b>
<b>Opponents</b>	<b>75</b>	<b>3119</b>	<b>41.6</b>	<b>4</b>	<b>-</b>	<b>78</b>	<b>0</b>

Punt Returns	Ret	FC	Yds	Avg	Long	TD
Wood	12	6	3	0.3	8	0
Anderson	9	3	98	10.9	43	0
T.Brown	9	1	40	4.4	12	0
Pitts	9	3	16	1.8	10	0
<b>Packers</b>	<b>39</b>	<b>13</b>	<b>157</b>	<b>4.0</b>	<b>43</b>	<b>0</b>
<b>Opponents</b>	<b>13</b>	<b>27</b>	<b>22</b>	<b>1.7</b>	<b>10</b>	<b>0</b>

Kickoff Returns	No	Yds	Avg	Long	TD
*Williams	18	739	41.1	104t	4
Anderson	11	226	20.5	30	0
Adderley	10	207	20.7	37	0
Crutcher	3	48	16.0	23	0
A.Brown	1	13	13.0	13	0
Hart	1	8	8.0	8	0
Robinson	1	0	0.0	0	0
Wood	1	0	0.0	0	0
<b>Packers</b>	<b>46</b>	<b>1241</b>	<b>27.0</b>	<b>104t</b>	<b>4</b>
<b>Opponents</b>	<b>59</b>	<b>1276</b>	<b>21.6</b>	<b>50</b>	<b>0</b>

NFL Central	W	L	T	Pct	Pts	OP
<b>Green Bay</b>	<b>9</b>	<b>4</b>	<b>1</b>	<b>.692</b>	<b>332</b>	<b>209</b>
Chicago	7	6	1	.538	239	218
Detroit	5	7	2	.417	260	259
Minnesota	3	8	3	.273	233	294

Receiving	No	Yds	Avg	Long	TD
Dowler	54	836	15.5	57t	4
Dale	35	738	21.1	86t	5
Anderson	22	331	15.0	37	3
Pitts	15	210	14.0	84	0
Wilson	14	88	6.3	21	0
Grabowski	12	171	14.3	53	1
Fleming	10	126	12.6	19	1
Long	8	96	12.0	21	0
*Williams	5	80	16.0	29t	1
A.Brown	3	43	14.3	17	0
McGee	3	33	11.0	13	0
Mercein	1	6	6.0	6	0
<b>Packers</b>	<b>182</b>	<b>2758</b>	<b>15.2</b>	<b>86t</b>	<b>15</b>
<b>Opponents</b>	<b>155</b>	<b>1644</b>	<b>10.6</b>	<b>49t</b>	<b>13</b>

\* - rookie

Passing	Att	Cmp	Yds	Cmp%	Yds/Att	TD	TD%	Int	Int%	LG	Sck/Yds	Rtg
Starr	210	115	1823	54.8	8.68	9	4.3	17	8.1	84	34/322	64.4
Bratkowski	94	53	724	56.4	7.70	5	5.3	9	9.6	86t	6/64	59.3
*Horn	24	12	171	50.0	7.13	1	4.2	1	4.2	29t	0/0	83.3
Anderson	2	1	19	50.0	9.50	0	0.0	0	0.0	19t	1/0	70.0
Pitts	1	1	21	100.0	21.00	0	0.0	0	0.0	21	0/0	118.8
<b>Packers</b>	<b>331</b>	<b>182</b>	<b>2758</b>	<b>55.0</b>	<b>8.33</b>	<b>15</b>	<b>4.5</b>	<b>27</b>	<b>8.2</b>	<b>86t</b>	<b>41/394</b>	<b>63.7</b>
<b>Opponents</b>	<b>337</b>	<b>155</b>	<b>1644</b>	<b>46.0</b>	<b>4.88</b>	<b>13</b>	<b>3.9</b>	<b>26</b>	<b>7.7</b>	<b>49t</b>	<b>29/267</b>	<b>41.5</b>

Community

Admin. & Coaches

Veterans

Draft & Free Agents

2017 Review

1967

Lambeau Field

Misc.

Head Coach:	Phil Bengtson	GB	Opp	Attend	Site	Starting QB	Temp
S 15	Philadelphia Eagles (GB)	W	30	13	50,861	LF	B.Starr 80
S 22	Minnesota Vikings (Milw)	L	13	26	49,346	CoS	B.Starr 75
S 29	Detroit Lions (GB)	L	17	23	50,861	LF	B.Starr 65
O 6	@ Atlanta Falcons	W	38	7	58,500	FCS	B.Starr 60
O 13	Los Angeles Rams (Milw)	L	14	16	49,646	CoS	Z.Bratkowski 74
O 20	@ Detroit Lions	T	14	14	57,302	TgS	Z.Bratkowski 58
O 28	@ Dallas Cowboys	W	28	17	74,604	CB	B.Starr 60
N 3	Chicago Bears (GB)	L	10	13	50,861	LF	B.Starr 50
N 10	@ Minnesota Vikings	L	10	14	47,644	Met	B.Starr 36
N 17	New Orleans Rams (Milw)	W	29	7	49,644	CoS	B.Starr 41
N 24	@ Washington Redskins	W	27	7	50,621	RFK	Z.Bratkowski 63
D 1	@ San Francisco 49ers	L	20	27	47,218	KS	B.Starr
D 7	Baltimore Colts (GB)	L	3	16	50,861	LF	Z.Bratkowski 28
D 15	@ Chicago Bears	W	28	27	46,435	WF	Z.Bratkowski 27
			281	227	734,754		
<b>Home:</b> 2-5 (352,080)		<b>Away:</b> 4-2-1 (382,674)					

	GB	Opp
<b>Total First Downs</b> .....	240	213
Rushing .....	96	105
Passing .....	130	92
Penalty .....	14	16
<b>Total Net Yards</b> .....	4024	3596
Avg. Per Game .....	287.4	256.9
Total Plays .....	809	831
Avg. Per Play .....	5.0	4.3
<b>Net Yards Rushing</b> .....	1749	1800
Avg. Per Game .....	124.9	128.6
Total Rushes .....	450	476
<b>Net Yards Passing</b> .....	2275	1796
Avg. Per Game .....	162.5	128.3
Sacked/Yards Lost .....	41/376	28/235
Gross Yards .....	2651	2031
Att./Completions .....	318/188	327/157
Completion Pct. ....	59.1	48.0
Had Intercepted .....	15	17
<b>Punts/Average</b> .....	59/40.0	77/39.6
Net Punting Avg. ....	59/37.8	77/34.9
<b>Penalties/Yards</b> .....	64/653	60/541
<b>Fumbles/Ball Lost</b> .....	31/18	28/17
<b>Touchdowns</b> .....	35	25
Rushing .....	12	11
Passing .....	21	14
Returns .....	2	0

By Quarter	Q1	Q2	Q3	Q4	OT	Pts
Packers	68	61	95	57	0	281
Opponents	55	69	40	63	0	227

### Primary Starters

E	B.Dowler	LE	W.Davis
LT	B.Skoronski	LT	R.Kostelnik
LG	G.Gillingham	RT	H.Jordan
C	K.Bowman	RE	L.Aldridge
RG	J.Kramer	LLB	D.Robinson
RT	F.Gregg	MLB	R.Nitschke
TE	M.Fleming	RLB	L.Caffey
FL	C.Dale	LCB	H.Adderley
QB	B.Starr	RCB	B.Jeter
HB	D.Anderson	SS	T.Brown
HB	J.Grabowski	FS	W.Wood

	GB	Opp	Rushing	No	Yds	Avg	Long	TD
Anderson	170	761	4.5	42	5			
Grabowski	135	518	3.8	25	3			
Pitts	72	264	3.7	14	2			
Williams	33	63	1.9	9	0			
Starr	11	62	5.6	15	1			
Mercein	17	49	2.9	8	1			
Bratkowski	8	24	3.0	13	0			
James	1	15	15.0	15	0			
Horn	3	-7	-2.3	1	0			
<b>Packers</b> .....	<b>450</b>	<b>1749</b>	<b>3.9</b>	<b>42</b>	<b>12</b>			
<b>Opponents</b> .....	<b>476</b>	<b>1800</b>	<b>3.8</b>	<b>63</b>	<b>11</b>			

NFL Central	W	L	T	Pct	Pts	OP
Minnesota	8	6	0	.571	282	242
Chicago	7	7	0	.500	250	333
<b>Green Bay</b> ..	<b>6</b>	<b>7</b>	<b>1</b>	<b>.462</b>	<b>281</b>	<b>227</b>
Detroit	4	8	2	.333	207	241

	Receiving	No	Yds	Avg	Long	TD
Dowler	45	668	14.8	72t	6	
Dale	42	818	19.5	63t	8	
Anderson	25	333	13.3	47t	1	
Fleming	25	278	11.1	32t	3	
Grabowski	18	210	11.7	67t	1	
Pitts	17	142	8.4	19	0	
James	8	148	18.5	24	2	
Williams	5	48	9.6	17	0	
Mercein	3	6	2.0	9	0	
<b>Packers</b> .....	<b>188</b>	<b>2651</b>	<b>14.1</b>	<b>72t</b>	<b>21</b>	
<b>Opponents</b> ..	<b>157</b>	<b>2031</b>	<b>12.9</b>	<b>60t</b>	<b>14</b>	

\* — rookie

Scoring	TD	Ru	Pa	Rt	PAT	FG	S	Pts
Dale	8	0	8	0				48
Anderson	6	5	1	0				36
Dowler	6	0	6	0				36
Mercer	0	0	0	0	12/14	7/12	0	33
Grabowski	4	3	1	0				24
Kramer	0	0	0	0	9/10	4/9	0	21
Mercein	1	1	0	0	7/7	2/5	0	19
Fleming	3	0	3	0				18
T.Brown	2	0	2	0				12
James	2	0	2	0				12
Pitts	2	2	0	0				12
Starr	1	1	0	0				6
*Mann	0	0	0	0	4/4	0/3	0	4
<b>Packers</b> .....	<b>35</b>	<b>12</b>	<b>21</b>	<b>2</b>	<b>32/35</b>	<b>13/29</b>	<b>0</b>	<b>281</b>
<b>Opponents</b> ..	<b>25</b>	<b>11</b>	<b>14</b>	<b>0</b>	<b>24/25</b>	<b>17/26</b>	<b>1</b>	<b>227</b>

Field Goals	1-19	20-29	30-39	40-49	50+
Mercer	0/0	2/4	2/3	3/5	0/0
Kramer	1/1	1/3	2/3	0/1	0/1
Mercein	1/1	1/2	0/0	0/2	0/0
*Mann	0/0	0/1	0/1	0/1	0/0
<b>Packers</b> .....	<b>2/2</b>	<b>4/10</b>	<b>4/7</b>	<b>3/9</b>	<b>0/1</b>
<b>Opponents</b> ..	<b>7/8</b>	<b>6/7</b>	<b>3/4</b>	<b>1/7</b>	<b>0/0</b>
<b>Mercer:</b> (0)(0)(0)(0)(0)(0)(24N,32G)(30B,35G)(27B,29G,27G)(44G,44G)(45G)(41N,44B)					
<b>Kramer:</b> (17G,22G,35G)(0)(21N,52N,38G)(20N,34N,41N)(0)(0)(0)(0)(0)(0)					
<b>Mercein:</b> (0)(0)(45N,21G)(0)(40N)(0)(22N,19G)(0)(0)(0)(0)					
<b>Mann:</b> (0)(0)(0)(0)(37N)(29N,44N)(0)(0)(0)(0)					
<b>Opponents:</b> (27G,17G)(49N,29G)(40N,30G)(0)(19N,22G,26G,27G)(0)(16G,47N)(29B,10G,43G)(34N)(0)(42N,46N,37G,13G)(47N,37G,15G,15G)(14G,26G)					

	Interceptions	No	Yds	Avg	Long	TD
T.Brown	4	66	16.5	25	0	
Jeter	3	35	11.7	29	0	
Adderley	3	27	9.0	17	0	
Wood	2	54	27.0	35	0	
Nitschke	2	20	10.0	11	0	
Robinson	2	18	9.0	18	0	
Hart	1	24	24.0	24	0	
<b>Packers</b> .....	<b>17</b>	<b>244</b>	<b>14.4</b>	<b>35</b>	<b>0</b>	
<b>Opponents</b> ..	<b>15</b>	<b>150</b>	<b>10.0</b>	<b>36</b>	<b>0</b>	

	Punting	No	Yds	Avg	TB	In	Ln	B
Anderson	59	2359	40.0	3	-	65	0	
<b>Packers</b> .....	<b>59</b>	<b>2359</b>	<b>40.0</b>	<b>3</b>	<b>-</b>	<b>65</b>	<b>0</b>	
<b>Opponents</b> ..	<b>77</b>	<b>3049</b>	<b>39.6</b>	<b>6</b>	<b>-</b>	<b>62</b>	<b>0</b>	

	Punt Returns	Ret	FC	Yds	Avg	Long	TD
Wood	26	11	126	4.8	16	0	
T.Brown	16	5	111	6.9	52t	1	
Pitts	1	1	1.0	1.0	1	0	
<b>Packers</b> .....	<b>43</b>	<b>17</b>	<b>238</b>	<b>5.5</b>	<b>52t</b>	<b>1</b>	
<b>Opponents</b> ..	<b>19</b>	<b>20</b>	<b>66</b>	<b>3.5</b>	<b>16</b>	<b>0</b>	

	Kickoff Returns	No	Yds	Avg	Long	TD
Williams	28	599	21.4	60	0	
Adderley	14	331	23.6	50	0	
Pitts	2	20	10.0	27	0	
Robinson	2	29	14.5	19	0	
Vandersea	1	8	8.0	8	0	
*Winkler	1	0	0.0	0	0	
<b>Packers</b> .....	<b>48</b>	<b>1007</b>	<b>21.0</b>	<b>60</b>	<b>0</b>	
<b>Opponents</b> ..	<b>56</b>	<b>1211</b>	<b>21.6</b>	<b>46</b>	<b>0</b>	

	Passing	Att	Comp	Yds	Cmp%	Yds/Att	TD	TD%	Int	Int%	LG	Sck/Yds	Rtng
Starr	171	109	1617	63.7	9.46	15	8.8	8	4.7	63t	29/261	104.3	
Bratkowski	126	68	835	54.0	6.63	3	2.4	7	5.6	72t	11/107	59.5	
Horn	16	10	187	62.5	11.69	2	12.5	0	0.0	67t	1/8	142.4	
Anderson	3	1	12	33.3	4.00	1	33.3	0	0.0	12t	0/0	86.1	
*Stevens	2	0	0	0.0	0.00	0	0.0	0	0.0	0	0/0	39.6	
<b>Packers</b> .....	<b>318</b>	<b>188</b>	<b>2651</b>	<b>59.1</b>	<b>8.34</b>	<b>21</b>	<b>6.6</b>	<b>15</b>	<b>4.7</b>	<b>72t</b>	<b>41/376</b>	<b>88.4</b>	
<b>Opponents</b> ..	<b>327</b>	<b>157</b>	<b>2031</b>	<b>48.0</b>	<b>6.21</b>	<b>14</b>	<b>4.3</b>	<b>17</b>	<b>5.2</b>	<b>60t</b>	<b>28/235</b>	<b>60.6</b>	

Community Admin & Coaches Veterans Draft & Free Agents Review 2017 1968 Lambeau Field Misc.





# 6-8-0, .429, THIRD, NFC CENTRAL 1970

Head Coach:	Phil Bengtson	GB	Opp	Attend	Site	Starting QB	Temp	
S 20	Detroit Lions (GB)	L	0	40	56,263	LF	B.Starr	79
S 27	Atlanta Falcons (GB)	W	27	24	56,263	LF	B.Starr	55
O 4	Minnesota Vikings (Milw)	W	13	10	47,967	CoS	B.Starr	59
O 12	@ San Diego Chargers	W	22	20	53,064	SDS	B.Starr	68
O 18	Los Angeles Rams (GB)	L	21	31	56,263	LF	B.Starr	59
O 25	Philadelphia Eagles (Milw)	W	30	17	48,022	CoS	B.Starr	60
N 1	@ San Francisco 49ers	L	10	26	59,335	KS	B.Starr	68
N 9	Baltimore Colts (Milw)	L	10	13	48,063	CoS	D.Horn	52
N 15	Chicago Bears (GB)	W	20	19	56,263	LF	B.Starr	30
N 22	@ Minnesota Vikings	L	3	10	47,900	Met	B.Starr	16
N 26	@ Dallas Cowboys	L	3	16	67,182	CB	B.Starr	77
D 6	@ Pittsburgh Steelers	W	20	12	46,418	TRS	B.Starr	20
D 13	@ Chicago Bears	L	17	35	44,957	WF	B.Starr	32
D 20	@ Detroit Lions	L	0	20	57,387	TgS	B.Starr	27
				196	293	745,347		
<b>Home:</b> 4-3 (369,104)		<b>Away:</b> 2-5 (376,243)						

	GB	Opp
<b>Total First Downs</b>	194	202
Rushing	.69	.88
Passing	.110	.102
Penalty	.15	.12
<b>Third Downs</b>	65/206	59/193
Efficiency	31.6	30.6
<b>Fourth Downs</b>	0/2	2/4
Efficiency	0.0	50.0
<b>Total Net Yards</b>	3409	4055
Avg. Per Game	243.5	289.6
Total Plays	847	854
Avg. Per Play	4.0	4.7

<b>Net Yards Rushing</b>	1595	1829
Avg. Per Game	113.9	130.6
Total Rushes	453	453
<b>Net Yards Passing</b>	1814	2226
Avg. Per Game	129.6	159.0
Sacked/Yards Lost	43/382	32/270
Gross Yards	2196	2496
Att./Completions	351/177	369/177
Completion Pct.	50.4	48.0
Had Intercepted	24	20

<b>Punts/Average</b>	87/40.2	71/40.1
Net Punting Avg.	87/35.0	71/35.9
<b>Penalties/Yards</b>	76/691	63/686
<b>Fumbles/Ball Lost</b>	34/17	29/17
<b>Touchdowns</b>	22	30
Rushing	8	14
Passing	11	13
Returns	3	3

By Quarter	Q1	Q2	Q3	Q4	OT	Pts
Packers	51	49	79	62	0	196
Opponents	47	47	23	124	0	293

Receiving	No	Yds	Avg	Long	TD
Dale	49	814	16.6	89t	2
Anderson	36	414	11.5	34	0
Hilton	25	350	14.0	65t	4
Grabowski	19	83	4.4	19	0
Clancy	16	244	15.3	33t	2
T.Williams	12	127	10.6	55t	1
Hampton	7	23	3.3	12	0
Spilis	6	76	12.7	18	0
P.Williams	3	11	3.7	6	0
*McGeorge	2	32	16.0	16t	2
*Krause	2	22	11.0	11	0
<b>Packers</b>	<b>177</b>	<b>2196</b>	<b>12.4</b>	<b>89t</b>	<b>11</b>
<b>Opponents</b>	<b>177</b>	<b>2496</b>	<b>14.1</b>	<b>87t</b>	<b>13</b>

Passing	Att	Cmp	Yds	Cmp%	Yds/Att	TD	TD%	Int	Int%	LG	Sck/Yds	Rtng
Starr	255	140	1645	54.9	6.45	8	3.1	13	5.1	65t	29/252	63.9
Horn	76	28	428	36.8	5.63	2	2.6	10	13.2	89t	6/59	25.4
*Patrick	14	6	59	42.9	4.21	0	0.0	1	7.1	16	6/55	25.6
Norton	5	3	64	60.0	12.80	1	20.0	0	0.0	29t	2/16	143.8
Anderson	1	0	0	0.0	0.00	0	0.0	0	0.0	0	0/0	39.6
<b>Packers</b>	<b>351</b>	<b>177</b>	<b>2196</b>	<b>50.4</b>	<b>6.26</b>	<b>11</b>	<b>3.1</b>	<b>24</b>	<b>6.8</b>	<b>89t</b>	<b>43/382</b>	<b>52.1</b>
<b>Opponents</b>	<b>369</b>	<b>177</b>	<b>2496</b>	<b>48.0</b>	<b>6.76</b>	<b>13</b>	<b>3.5</b>	<b>20</b>	<b>5.4</b>	<b>87t</b>	<b>32/270</b>	<b>59.4</b>

Primary Starters			
WR	C.Dale	LE	B.Brown
LT	F.Peay		C.Williams
LG	B.Lueck	LT	B.Brown
	M.Walker		R.Moore
C	K.Bowman	RT	*M.P.McCoy
RG	G.Gillingham	RE	L.Aldridge
RT	D.Himes	LLB	*J.Carter
TE	J.Hilton		D.Robinson
WR	J.Clancy	MLB	R.Nitschke
	T.Williams	RLB	F.Carr
QB	B.Starr	LCB	*K.Ellis
RB	D.Anderson	RCB	B.Jeter
HB	J.Grabowski	SS	D.Hart
		FS	W.Wood

NFC Central	W	L	T	Pct	Pts	OP
Minnesota	12	2	0	.857	335	143
Detroit	10	4	0	.714	347	202
<b>Green Bay</b>	<b>6</b>	<b>8</b>	<b>0</b>	<b>.429</b>	<b>196</b>	<b>293</b>
Chicago	6	8	0	.429	256	261

Receiving	No	Yds	Avg	Long	TD
Dale	49	814	16.6	89t	2
Anderson	36	414	11.5	34	0
Hilton	25	350	14.0	65t	4
Grabowski	19	83	4.4	19	0
Clancy	16	244	15.3	33t	2
T.Williams	12	127	10.6	55t	1
Hampton	7	23	3.3	12	0
Spilis	6	76	12.7	18	0
P.Williams	3	11	3.7	6	0
*McGeorge	2	32	16.0	16t	2
*Krause	2	22	11.0	11	0
<b>Packers</b>	<b>177</b>	<b>2196</b>	<b>12.4</b>	<b>89t</b>	<b>11</b>
<b>Opponents</b>	<b>177</b>	<b>2496</b>	<b>14.1</b>	<b>87t</b>	<b>13</b>

\* — rookie

Scoring	TD	Ru	Pa	Rt	PAT	FG	S	P	T
Livingston	0	0	0	0	19/21	15/28	0	64	
Anderson	5	5	0	0			0	30	
Hilton	4	0	4	0			0	24	
Clancy	2	0	2	0			0	12	
Dale	2	0	2	0			0	12	
*McGeorge	2	0	2	0			0	12	
T.Williams	2	1	1	0			0	12	
Grabowski	1	1	0	0			0	6	
Hampton	1	0	1	0			0	6	
Hart	1	0	0	1			0	6	
*Krause	1	0	0	1			0	6	
Starr	1	1	0	0			0	6	
<b>Packers</b>	<b>22</b>	<b>8</b>	<b>11</b>	<b>3</b>	<b>19/21</b>	<b>15/28</b>	<b>0</b>	<b>196</b>	
<b>Opponents</b>	<b>30</b>	<b>14</b>	<b>13</b>	<b>3</b>	<b>29/29</b>	<b>28/42</b>	<b>0</b>	<b>293</b>	

Field Goals	1-19	20-29	30-39	40-49	50+
Livingston	5/6	6/11	3/7	1/4	0/0
<b>Packers</b>	<b>5/6</b>	<b>6/11</b>	<b>3/7</b>	<b>1/4</b>	<b>0/0</b>
<b>Opponents</b>	<b>10/11</b>	<b>7/9</b>	<b>5/6</b>	<b>5/14</b>	<b>1/2</b>

Livingston:	(1)(44B)(28G,33G)(29N,49N,16G,27G,14G)(28N)(44B,22G,32G,25G)(29B,9G)(39N,31B,20G)(17G,49G)(25N,12N,31N,26G)(19G)(36N)(32G)(25B)
<b>Opponents:</b> (47N,22G,14G,43G,47G)(47N,46N,49B,19G)(49N,24G)(47N,16G,39G)(29N,36G)(19B,15G)(12G,24G,41G,36G)(30N,42G,29G)(43N,23G,38G,13G,31G)(29N,25G)(21G,12G,15G)(15G,45G)(44N)(43N,51B,50G,16G)	

Interceptions	No	Yds	Avg	Long	TD
Wood	7	110	15.7	24	0
Hart	3	114	38.0	76t	1
*Ellis	3	69	23.0	60	0
Jeter	3	27	9.0	18	0
Carr	2	45	22.5	28	0
Robinson	2	33	16.5	20	0
<b>Packers</b>	<b>20</b>	<b>398</b>	<b>19.9</b>	<b>76t</b>	<b>1</b>
<b>Opponents</b>	<b>24</b>	<b>421</b>	<b>17.5</b>	<b>70</b>	<b>3</b>

Punting	No	Yds	AVG	TB	In	LG	B	
Anderson	81	3302	40.8	6	-	62	0	
Livingston	6	199	33.2	0	-	52	0	
<b>Packers</b>	<b>87</b>	<b>3501</b>	<b>40.2</b>	<b>6</b>	<b>-</b>	<b>62</b>	<b>0</b>	
<b>Opponents</b>	<b>40</b>	<b>11</b>	<b>338</b>	<b>8.5</b>	<b>10</b>	<b>-</b>	<b>65</b>	<b>0</b>

Punt Returns	Ret	FC	Yds	Avg	Long	TD
Wood	11	18	58	5.3	12	0
*Ellis	7	0	27	3.9	8	0
T.Williams	4	2	20	5.0	11	0
Harden	2	0	-7	-3.5	0	0
S.Williams	1	0	0	0.0	0	0
<b>Packers</b>	<b>25</b>	<b>20</b>	<b>98</b>	<b>3.9</b>	<b>12</b>	<b>0</b>
<b>Opponents</b>	<b>40</b>	<b>11</b>	<b>338</b>	<b>8.5</b>	<b>65</b>	<b>0</b>

Kickoff Returns	No	Yds	Avg	Long	TD
*Ellis	22	451	20.5	48	0
*Krause	18	513	28.5	100t	1
T.Williams	10	203	20.3	28	0
Hampton	6	188	31.3	101t	1
*M.P.McCoy	3	22	7.3	10	0
Gregg	2	21	10.5	16	0
Himes	1	4	4.0	4	0
P.Williams	1	20	20.0	20	0
<b>Packers</b>	<b>63</b>	<b>1422</b>	<b>22.6</b>	<b>101t</b>	<b>2</b>
<b>Opponents</b>	<b>36</b>	<b>888</b>	<b>24.7</b>	<b>82</b>	<b>0</b>

Community

Admin & Coaches

Veterans

Draft & Free Agents

Review

1970

Lambeau Field

Misc.

# 1971 4-8-2, .333, FOURTH, NFC CENTRAL

Head Coach:	Dan Devine	GB	Opp	Attend	Site	Starting QB	Temp	
S 19	New York Giants (GB)	L	40	42	56,263	LF	Z.Bratkowski	53
S 26	Denver Broncos (Milw)	W	34	13	47,957	CoS	S.Hunter	59
O 3	Cincinnati Bengals (GB)	W	20	17	56,263	LF	S.Hunter	68
O 10	@ Detroit Lions	L	28	31	54,418	TgS	S.Hunter	56
O 17	Minnesota Vikings (GB)	L	13	24	56,263	LF	S.Hunter	67
O 24	@ Los Angeles Rams	L	13	30	75,351	LAC	S.Hunter	61
N 1	Detroit Lions (Milw)	T	14	14	47,961	CoS	S.Hunter	49
N 7	@ Chicago Bears	W	17	14	55,049	SF	S.Hunter	31
N 14	@ Minnesota Vikings	L	0	3	49,784	Met	S.Hunter	49
N 22	@ Atlanta Falcons	L	21	28	58,850	FCS	S.Hunter	39
N 28	New Orleans Saints (Milw)	L	21	29	48,035	CoS	B.Starr	32
D 5	@ St. Louis Cardinals	T	16	16	50,443	Bus	B.Starr	44
D 12	Chicago Bears (GB)	W	31	10	56,263	LF	S.Hunter	23
D 19	@ Miami Dolphins	L	6	27	76,812	OB	B.Starr	75
			274	298	789,712			
<b>Home:</b> 3-3-1 (369,005)		<b>Away:</b> 1-5-1 (420,707)						

Scoring	TD	Ru	Pa	Ret	PAT	FG	S	PTS
Michaels	0	0	0	0	19/20	8/14	0	43
Anderson	6	5	1	0			0	36
*Brockington	5	4	1	0			0	30
Hampton	5	3	1	1			0	30
Webster	0	0	0	0	8/8	6/11	0	26
Dale	4	0	4	0			0	24
*Hunter	4	4	0	0			0	24
McGeorge	4	0	4	0			0	24
Hart	1	0	0	1			1	8
Bratkowski	1	1	0	0			0	6
Ellis	1	0	0	1			0	6
Spilis	1	0	1	0			0	6
Starr	1	1	0	0			0	6
Conway	0	0	0	0	5/5	0/10	5	5
<b>Packers</b>	<b>33</b>	<b>18</b>	<b>12</b>	<b>3</b>	<b>32/33</b>	<b>14/26</b>	<b>1</b>	<b>274</b>
<b>Opponents</b>	<b>34</b>	<b>7</b>	<b>21</b>	<b>6</b>	<b>32/33</b>	<b>20/37</b>	<b>1</b>	<b>298</b>

Field Goals	1-19	20-29	30-39	40-49	50+
Michaels	3/3	2/5	2/4	1/2	0/0
Webster	2/2	4/5	0/1	0/2	0/1
Conway	0/0	0/0	0/0	0/1	0/0
<b>Packers</b>	<b>5/5</b>	<b>6/10</b>	<b>2/5</b>	<b>1/5</b>	<b>0/1</b>
<b>Opponents:</b>	<b>7/8</b>	<b>9/10</b>	<b>1/7</b>	<b>3/12</b>	<b>0/0</b>
<b>Michaels:</b>	<b>(28G)(36G,44G)(26N,15G,14G)(0)</b>				
	<b>(39N,11G,32G)(39N,44N)(23N,22G)(23B)</b>				
	<b>(0)(0)(0)</b>				
<b>Webster:</b>	<b>(0)(0)(0)(0)(0)(0)(42N,25N,28G,</b>				
	<b>12G,27G)(35B,40N,27G)(54B,14G,24G,</b>				
<b>Conway:</b>	<b>(47N)(0)(0)(0)(0)(0)(0)(0)(0)</b>				
<b>Opponents:</b>	<b>(38N,45N,48N)(43B,44N,28G,</b>				
	<b>41G)(26G)(12G)(27N,22G)(17G,46G,27G)</b>				
	<b>(32B,39N)(46N)(43N,25G)(37B)(34N,12G,</b>				
	<b>12G,35G,26G,11G)(45N,49N,42G,21G,12G)</b>				
	<b>(19N,39N,12G)(40N,26G,27G)</b>				

	GB	Opp	Rushing	No	Yds	Avg	Long	TD
<b>Total First Downs</b>	208	230	*Brockington	216	1105	5.1	52t	4
Rushing	115	104	Anderson	186	757	4.1	31	5
Passing	87	110	Hampton	67	307	4.6	41	3
Penalty	6	16	*Hunter	21	50	2.4	16	4
<b>Third Downs</b>	66/178	75/187	Starr	3	11	3.7	9	1
Efficiency	37.1	40.1	P.Williams	3	4	1.3	3	0
<b>Fourth Downs</b>	0/0	1/1	Bratkowski	1	1	1.0	1t	1
Efficiency	0.0	100.0	Krause	3	-6	-2.0	2	0
<b>Total Net Yards</b>	3914	4008	<b>Packers</b>	<b>500</b>	<b>2229</b>	<b>4.5</b>	<b>52t</b>	<b>18</b>
Avg. Per Game	279.6	286.3	<b>Opponents</b>	<b>489</b>	<b>1707</b>	<b>3.5</b>	<b>42</b>	<b>7</b>
Total Plays	772	861						
Avg. Per Play	5.1	4.7						
<b>Net Yards Rushing</b>	2229	1707						
Avg. Per Game	159.2	121.9						
Total Rushes	500	489						
<b>Net Yards Passing</b>	1685	2301						
Avg. Per Game	120.4	164.4						
Sacked/Yards Lost	18/157	19/168						
Gross Yards	1842	2469						
Att./Completions	254/121	353/186						
Completion Pct.	47.6	52.7						
Had Intercepted	24	16						
<b>Punts/Average</b>	56/40.0	61/40.1						
Net Punting Avg.	56/34.4	61/35.6						
<b>Penalties/Yards</b>	61/568	60/514						
<b>Fumbles/Ball Lost</b>	29/20	33/16						
<b>Touchdowns</b>	33	34						
Rushing	18	7						
Passing	12	21						
Returns	3	6						

NFC Central	W	L	T	Pct	Pts	OP
Minnesota	11	3	0	.786	245	139
Detroit	7	6	1	.538	341	286
Chicago	6	8	0	.429	185	276
<b>Green Bay</b>	<b>4</b>	<b>8</b>	<b>2</b>	<b>.333</b>	<b>274</b>	<b>298</b>

	No	Yds	Avg	Long	TD
<b>Receiving</b>					
Dale	31	598	19.3	77t	4
McGeorge	27	463	17.1	50	4
Anderson	26	306	11.8	39	1
Spilis	14	281	20.1	39	1
*Brockington	14	98	7.0	29	1
*Davis	6	59	9.8	20	0
Hampton	3	37	12.3	19t	1
<b>Packers</b>	<b>121</b>	<b>1842</b>	<b>15.2</b>	<b>77t</b>	<b>12</b>
<b>Opponents</b>	<b>186</b>	<b>2469</b>	<b>13.3</b>	<b>81t</b>	<b>21</b>

	No	Yds	Avg	Long	TD
<b>Kickoff Returns</b>					
Hampton	46	1314	28.6	90t	1
Krause	5	101	20.2	29	0
Pitts	2	41	20.5	22	0
P.Williams	2	41	20.5	21	0
Carter	1	5	5.0	5	0
*Davis	1	22	22.0	22	0
Ellis	1	22	22.0	22	0
<b>Packers</b>	<b>58</b>	<b>1546</b>	<b>26.7</b>	<b>90t</b>	<b>1</b>
<b>Opponents</b>	<b>56</b>	<b>1248</b>	<b>22.3</b>	<b>82</b>	<b>0</b>

\* — rookie

Passing	Att	Cmp	Yds	Cmp%	Yds/Att	TD	TD%	Int	Int%	LG	Sck/Yds	Rtng
*Hunter	163	75	1210	46.0	7.42	7	4.3	17	10.4	77t	11/81	46.1
Starr	45	24	286	53.3	6.36	0	0.0	3	6.7	31	6/64	45.2
Bratkowski	37	19	298	51.4	8.05	4	10.8	3	8.1	50	1/12	80.7
Patrick	5	1	39	20.0	7.80	0	0.0	1	20.0	39	0/0	20.0
Anderson	4	2	9	50.0	2.25	1	25.0	0	0.0	5	0/0	95.8
<b>Packers</b>	<b>254</b>	<b>121</b>	<b>1842</b>	<b>47.6</b>	<b>7.25</b>	<b>12</b>	<b>4.7</b>	<b>24</b>	<b>9.4</b>	<b>77t</b>	<b>18/157</b>	<b>48.4</b>
<b>Opponents</b>	<b>353</b>	<b>186</b>	<b>2469</b>	<b>52.7</b>	<b>6.99</b>	<b>21</b>	<b>5.9</b>	<b>16</b>	<b>4.5</b>	<b>81t</b>	<b>19/168</b>	<b>76.1</b>

## Primary Starters

WR	C.Dale	LE	C.Williams
LT	F.Peay	LT	M.P.McCoy
LG	B.Lueck	RT	B.Brown
C	K.Bowman	RE	L.Aldridge
RG	G.Gillingham	LLB	D.Robinson
RT	D.Himes	MLB	J.Carter
TE	R.McGeorge	RLB	F.Carr
WR	J.Spilis	LCB	K.Ellis
QB	*S.Hunter	RCB	A.Matthews
HB	*J.Brockington	SS	D.Hart
HB	D.Anderson		A.Randolph
		FS	W.Wood

Community

Admin. & Coaches

Veterans

Draft & Free Agents

2017 Review

1971

Lambeau Field

Misc.

Head Coach:	Dan Devine	GB	Opp	Attend	Site	Starting QB	Temp	
S 17	@ Cleveland Browns	W	26	10	75,771	CMS	S.Hunter	81
S 24	Oakland Raiders (GB)	L	14	20	56,263	LF	S.Hunter	69
O 1	Dallas Cowboys (Milw)	W	16	13	47,103	CoS	S.Hunter	60
O 8	Chicago Bears (GB)	W	20	17	56,263	LF	S.Hunter	55
O 16	@ Detroit Lions	W	24	23	54,418	TGS	S.Hunter	55
O 22	Atlanta Falcons (Milw)	L	9	10	47,967	CoS	S.Hunter	50
O 29	Minnesota Vikings (GB)	L	13	27	56,263	LF	S.Hunter	39
N 5	San Francisco 49ers (Milw)	W	34	24	47,897	CoS	S.Hunter	50
N 12	@ Chicago Bears	W	23	17	55,701	SF	S.Hunter	45
N 19	@ Houston Oilers	W	23	10	41,752	AD	S.Hunter	dome
N 26	@ Washington Redskins	L	16	21	53,039	RFK	S.Hunter	56
D 3	Detroit Lions (GB)	W	33	7	56,263	LF	S.Hunter	10
D 10	@ Minnesota Vikings	W	23	7	49,784	Met	S.Hunter	0
D 17	@ New Orleans Saints	W	30	20	65,881	TuS	S.Hunter	39
			304	226	764,365			

Home: 4-3 (368,019) Away: 6-1 (396,346)

**NFC Divisional Playoff**

D 24	@ Washington Redskins	L	3	16	53,140	RFK	S.Hunter	56
------	-----------------------	---	---	----	--------	-----	----------	----

	GB	Opp	Rushing	No	Yds	Avg	Long	TD
<b>Total First Downs</b>	195	209	Brockington	274	1027	3.7	30t	8
Rushing	109	85	Lane	177	821	4.6	41	3
Passing	72	109	P.Williams	33	139	4.2	14	0
Penalty	14	15	*Hudson	15	62	4.1	17	0
<b>Third Downs</b>	67/199	71/180	Kopay	10	39	3.9	20	0
Efficiency	33.7	39.4	Hunter	22	37	1.7	15	5
<b>Fourth Downs</b>	5/5	1/3	*Glass	2	13	6.5	13	0
Efficiency	100.0	33.3	Davis	2	0	0.0	7	0
<b>Total Net Yards</b>	3539	3474	*Tagge	8	-3	-0.4	2	1
Avg. Per Game	252.8	248.1	Staggers	1	-8	-8.0	-8	0
Total Plays	798	812	<b>Packers</b>	544	2127	3.9	41	17
Avg. Per Play	4.4	4.3	<b>Opponents</b>	443	1517	3.4	26	14
<b>Net Yards Rushing</b>	2127	1517						
Avg. Per Game	151.9	108.4						
Total Rushes	544	443						
<b>Net Yards Passing</b>	1412	1957						
Avg. Per Game	100.9	139.8						
Sacked/Yards Lost	17/124	29/252						
Gross Yards	1536	2209						
Att./Completions	237/101	340/174						
Completion Pct.	42.6	51.2						
Had Intercepted	9	17						
<b>Punts/Average</b>	65/41.8	66/41.4						
Net Punting Avg.	65/35.5	66/34.4						
<b>Penalties/Yards</b>	63/610	50/446						
<b>Fumbles/Ball Lost</b>	22/10	35/19						
<b>Touchdowns</b>	29	26						
Rushing	17	14						
Passing	7	7						
Returns	5	5						

	Q1	Q2	Q3	Q4	OT	Pts
<b>By Quarter</b>						
Packers	80	95	63	66	0	304
Opponents	37	68	49	72	0	226

**Primary Starters**

WR	*L.Glass	LE	C.Williams
LT	B.Hayhoe	LT	M.P.McCoy
LG	B.Lueck	RT	B.Brown
RG	K.Bowman	RE	A.Roche
C	M.Snider	LLB	D.Robinson
RT	D.Himes	MLB	J.Carter
TE	L.Garrett	RLB	F.Carr
WR	C.Dale	LCB	*W.Buchanan
QB	S.Hunter	RCB	K.Ellis
HB	J.Brockington	SS	A.Matthews
HB	M.Lane	FS	J.Hill

NFC Central	W	L	T	Pct	Pts	OP
<b>Green Bay</b>	10	4	0	.714	304	226
Detroit	8	5	1	.607	339	290
Minnesota	7	7	0	.500	301	252
Chicago	4	9	1	.321	225	275

Receiving	No	Yds	Avg	Long	TD
Lane	26	285	11.0	49	0
Brockington	19	243	12.8	48t	1
Dale	16	317	19.8	48t	1
*Glass	15	261	17.4	31	1
Staggers	8	123	15.4	48t	1
Davis	4	119	29.8	68t	1
Garrett	4	66	16.5	21	0
McGeorge	4	50	12.5	23t	2
Kopay	3	19	6.3	9	0
Nitschke	1	34	34.0	34	0
Lammons	1	19	19.0	19	0
<b>Packers</b>	101	1536	15.2	68t	7
<b>Opponents</b>	174	2209	12.7	62t	7

\* — rookie

Scoring	TD	Ru	Pa	RT	PAT	FG	S	P	T
*Marcol	0	0	0	0	29/29	33/48	0	128	
Brockington	9	8	1	0	0	0	54		
Hunter	5	5	0	0	0	0	30		
Lane	3	3	0	0	0	0	18		
Ellis	2	0	2	0	0	0	12		
McGeorge	2	0	2	0	0	0	12		
Staggers	2	0	1	1	0	0	12		
*Buchanan	1	0	0	1	0	0	6		
Dale	1	0	1	0	0	0	6		
Davis	1	0	1	0	0	0	6		
*Glass	1	0	1	0	0	0	6		
*Tagge	1	0	1	0	0	0	6		
C.Williams	1	0	0	1	0	0	6		
Brown	0	0	0	0	0	1	2		
<b>Packers</b>	29	17	7	5	29/29	33/48	1	304	
<b>Opponents</b>	26	14	7	5	25/25	15/27	0	226	

Field Goals	1-19	20-29	30-39	40-49	50+
*Marcol	3/4	7/8	13/17	8/16	2/3
<b>Packers</b>	3/4	7/8	13/17	8/16	2/3
<b>Opponents</b>	5/5	3/3	2/4	3/11	2/4
<b>Marcol:</b>	(42B,51N,41G,19G,49G,17G)(1)	(16N,27B,41N,44G,26G,22G)(26G,34N,37G)	(36N,34G)(44G,32G,35G,39N)(43N,41G,34G)(35G,40G)(51G,21G,21G)	(33B,51G,37G,39G)	(41B,42N,24G,42G,26G,36G)
<b>Opponents:</b>	(21G)(43N,43G,14G)(46G,9G)	(12G,51N,48N)(46N,12G,45G,51G)	(24G,38N,47N)(22G,32G)(40N,50G)	(45N,38G)(36N,13G)(51N)(40N)(49B)	

Interceptions	No	Yds	Avg	Long	TD
Ellis	4	106	26.5	40	1
*Buchanan	4	62	15.5	26	0
Hill	4	37	9.3	21	0
Robinson	2	10	5.0	7	0
Matthews	2	8	4.0	8	0
Carter	1	0	0.0	0	0
<b>Packers</b>	17	223	13.1	40	1
<b>Opponents</b>	9	69	7.7	32t	2

Punting	No	Yds	Avg	TB	In	Lg	B
Widby	65	2714	41.8	9	-	64	2
<b>Packers</b>	65	2714	41.8	9	-	64	2
<b>Opponents</b>	66	2732	41.4	5	-	61	0

Punt Returns	Ret	FC	Yds	Avg	Long	TD
Ellis	14	1	215	15.4	80t	1
Staggers	9	20	148	16.4	85t	1
*Glass	1	0	1	1.0	1	0
*Hudson	1	2	0	0.0	0	0
<b>Packers</b>	25	23	364	14.6	85t	2
<b>Opponents</b>	32	6	225	7.0	33	0

Kickoff Returns	No	Yds	Avg	Long	TD
Thomas	21	572	27.2	89	0
*Hudson	11	247	22.5	55	0
Staggers	11	260	23.6	39	0
Ellis	1	10	10.0	10	0
Garrett	1	0	0.0	0	0
Kroll	1	23	23.0	23	0
Robinson	1	20	20.0	20	0
P.Williams	1	9	9.0	9	0
*Wortman	1	0	0.0	0	0
<b>Packers</b>	49	1141	23.3	89	0
<b>Opponents</b>	46	932	20.3	37	0

Passing	Att	Cmp	Yds	Cmp%	Yds/Att	TD	TD%	Int	Int%	LG	Sck/Yds	Rtng
Hunter	199	86	1252	43.2	6.29	6	3.0	9	4.5	49	13/86	55.5
*Tagge	29	10	154	34.5	5.31	0	0.0	0	0.0	31	3/27	52.9
Patrick	4	1	9	25.0	2.25	0	0.0	0	0.0	9	1/11	39.6
Lane	2	2	19	100.0	9.50	0	0.0	0	0.0	10	0/0	106.3
Widby	2	2	102	100.0	51.00	1	50.0	0	0.0	68t	0/0	158.3
Staggers	1	0	0	0.0	0.00	0	0.0	0	0.0	0	0/0	39.6
<b>Packers</b>	237	101	1536	42.6	6.48	7	3.0	9	3.8	68t	17/124	58.6
<b>Opponents</b>	340	174	2209	51.2	6.50	7	2.1	17	5.0	62t	29/252	57.8



# 1973 5-7-2, 429, THIRD, NFC CENTRAL

Head Coach: Dan Devine		GB	Opp	Attend	Site	Starting QB	Temp	
S 17	New York Jets (Milw)	W	23	7	47,124	CoS	S.Hunter	51
S 23	Detroit Lions (GB)	T	13	13	55,495	LAC	S.Hunter	55
S 30	@ Minnesota Vikings	L	3	11	48,176	Met	J.Del Gaizo	59
O 7	@ New York Giants (New Haven, Conn.)	W	16	14	70,050	YB	J.Del Gaizo	62
O 14	Kansas City Chiefs (Milw)	T	10	10	46,583	CoS	S.Hunter	69
O 21	@ Los Angeles Rams	L	7	24	80,558	LAC	S.Hunter	86
O 28	@ Detroit Lions	L	0	34	43,616	TgS	J.Del Gaizo	52
N 4	Chicago Bears (GB)	L	17	31	56,267	LF	S.Hunter	37
N 11	St. Louis Cardinals (GB)	W	25	21	52,922	LF	S.Hunter	39
N 18	@ New England Patriots	L	24	33	60,525	ScS	J.Tagge	48
N 26	@ San Francisco 49ers	L	6	20	49,244	CP	J.Tagge	51
D 2	New Orleans Saints (Milw)	W	30	10	46,092	CoS	J.Tagge	50
D 8	Minnesota Vikings (GB)	L	7	31	53,830	LF	J.Tagge	31
D 16	@ Chicago Bears	W	21	0	29,157	SF	J.Tagge	26
		202	259	739,639				
<b>Home:</b> 3-2-2 (358,313)		<b>Away:</b> 2-5 (381,326)						

Scoring	TD Ru	Pa Rt	PAT	FG	S	PTS
Marcol	0 0	0 0	19/20	21/35	0	82
Staggers	4 1	3 0	0	0	0	24
Brockington	3 3	0 0	0	0	0	18
Lane	2 1	1 0	0	0	0	12
*B.Smith	2 0	2 0	0	0	0	12
Tagge	2 2	0 0	0	0	0	12
Carter	1 0	0 1	0	0	0	6
Ellis	1 0	0 1	0	0	0	6
Goodman	1 1	0 0	0	0	0	6
Hunter	1 1	0 0	0	0	0	6
Matthews	1 0	0 1	0	0	0	6
McGeorge	1 0	1 0	0	0	0	6
P.Williams	1 1	0 0	0	0	0	6
<b>Packers</b>	<b>20 10 7 3</b>	<b>19/20 21/35 0</b>	<b>20/20</b>	<b>28/28</b>	<b>19/27 3</b>	<b>259</b>
<b>Opponents</b>	<b>28 13 14 1</b>	<b>28/28 19/27 3</b>	<b>25/29</b>	<b>28/28</b>	<b>19/27 3</b>	<b>259</b>

Field Goals	1-19	20-29	30-39	40-49	50+
Marcol	7/7	4/6	8/12	2/7	0/3
<b>Packers</b>	<b>7/7</b>	<b>4/6</b>	<b>8/12</b>	<b>2/7</b>	<b>0/3</b>
<b>Opponents</b>	<b>7/7</b>	<b>6/8</b>	<b>4/4</b>	<b>2/7</b>	<b>0/1</b>
<b>Marcol:</b>	<b>(9G,37G,10G)</b>	<b>(46N,32N,30G,24G)</b>	<b>(34N,37N,42G)</b>	<b>(56N,53N,20G,11G,32G)</b>	<b>(24B,44B,46G)</b>
	<b>(45N)</b>	<b>(25G)</b>	<b>(12G,32G,24G,9G)</b>	<b>(20N,33G)</b>	<b>(35G,15G)</b>
	<b>(46N,14G,39G,33G)</b>	<b>(42B,55N)</b>	<b>(32N)</b>	<b>(41N)</b>	<b>(42N,15G,38G)</b>
	<b>(22G,13G,14G)</b>	<b>(336G)</b>	<b>(49N,44G,40G)</b>	<b>(29N,32G,30G)</b>	<b>(45N,10G)</b>
	<b>(19G,21G,26G,18G)</b>	<b>(25G,22G)</b>	<b>(25B,22G)</b>	<b>(45N,15G)</b>	<b>(54N)</b>

Interceptions	No	Yds	Avg	Long	TD
Ellis	3	53	17.7	47	1
Hill	3	53	17.7	20	0
Carter	3	44	14.7	42	1
Matthews	2	58	29.0	58	1
*MacLeod	2	8	4.0	8	0
Hefner	1	3	3.0	3	0
*Toner	1	1	1.0	1	0
<b>Packers</b>	<b>15</b>	<b>220</b>	<b>14.7</b>	<b>58</b>	<b>3</b>
<b>Opponents</b>	<b>17</b>	<b>256</b>	<b>15.1</b>	<b>46</b>	<b>1</b>

Punting	No	Yds	Avg	TB	In	Lg	B
Widby	56	2414	43.1	2	-	60	0
Staroba	12	373	31.1	2	-	49	0
<b>Packers</b>	<b>68</b>	<b>2787</b>	<b>41.0</b>	<b>4</b>	<b>-</b>	<b>60</b>	<b>0</b>
<b>Opponents</b>	<b>67</b>	<b>2605</b>	<b>38.9</b>	<b>5</b>	<b>-</b>	<b>58</b>	<b>1</b>

Punt Returns	Ret	Fc	Yds	Avg	Long	TD
Staggers	19	12	90	4.7	26	0
Ellis	11	7	47	4.3	23	0
<b>Packers</b>	<b>30</b>	<b>19</b>	<b>137</b>	<b>4.6</b>	<b>26</b>	<b>0</b>
<b>Opponents</b>	<b>41</b>	<b>13</b>	<b>300</b>	<b>7.3</b>	<b>72</b>	<b>0</b>

Kickoff Returns	No	Yds	Avg	Long	TD
Thomas	23	527	22.9	34	0
Ellis	12	319	26.6	84	0
Krause	11	244	22.2	30	0
A.Brown	3	26	8.7	12	0
Lane	2	31	15.5	29	0
Highsmith	1	18	18.0	18	0
P.Williams	1	24	24.0	24	0
<b>Packers</b>	<b>53</b>	<b>1189</b>	<b>22.4</b>	<b>84</b>	<b>0</b>
<b>Opponents</b>	<b>40</b>	<b>817</b>	<b>20.4</b>	<b>45</b>	<b>0</b>

	GB	Opp	Rushing	No	Yds	Avg	Long	TD
<b>Total First Downs</b>	187	230	Brockington	265	1144	4.3	53	3
Rushing	98	114	Lane	170	528	3.1	20	1
Passing	72	101	Goodman	18	88	4.9	19	1
Penalty	17	15	P.Williams	32	87	2.7	9	1
<b>Third Downs</b>	60/192	69/189	Tagge	15	62	4.1	41	2
Efficiency	31.3	36.5	Staggers	4	33	8.3	20	1
<b>Fourth Downs</b>	0/2	2/3	Staroba	1	11	11.0	11	0
Efficiency	0.0	66.7	Krause	1	8	8.0	8	0
<b>Total Net Yards</b>	3256	3821	Highsmith	7	7	1.0	4	0
Avg. Per Game	232.6	272.9	*B.Smith	1	5	5.0	5	0
Total Plays	809	858	Hunter	8	3	0.4	6	1
Avg. Per Play	4.0	4.5	Del Gaizo	4	1	0.3	3	0
<b>Net Yards Rushing</b>	1973	1999	Gordon	1	-4	-4.0	-4	0
Avg. Per Game	140.9	142.8	<b>Packers</b>	<b>527</b>	<b>1973</b>	<b>3.7</b>	<b>53</b>	<b>10</b>
Total Rushes	527	506	<b>Opponents</b>	<b>506</b>	<b>1999</b>	<b>4.0</b>	<b>50</b>	<b>13</b>
<b>Net Yards Passing</b>	1283	1822						
Avg. Per Game	91.6	130.1						
Sacked/Yards Lost	27/220	25/228						
Gross Yards	1503	2050						
Att./Completions	255/119	327/180						
Completion Pct.	46.7	55.0						
Had Intercepted	17	15						
<b>Punts/Average</b>	68/41.0	67/38.9						
Net Punting Avg.	68/35.4	67/35.3						
<b>Penalties/Yards</b>	68/655	54/483						
<b>Fumbles/Ball Lost</b>	23/12	34/18						
<b>Touchdowns</b>	20	28						
Rushing	10	13						
Passing	7	14						
Returns	3	1						

NFC Central	W	L	T	Pct	Pts	OP
Minnesota	12	2	0	.857	296	168
Detroit	6	7	1	.464	271	247
<b>Green Bay</b>	<b>5</b>	<b>7</b>	<b>2</b>	<b>.429</b>	<b>202</b>	<b>259</b>
Chicago	3	11	0	.214	195	334

Receiving	No	Yds	Avg	Long	TD
Lane	27	255	9.4	30	1
Staggers	25	412	16.5	50	3
McGeorge	16	260	16.3	44	1
Brockington	16	128	8.0	37	0
*B.Smith	15	233	15.5	24	2
Glass	11	119	10.8	23	0
P.Williams	5	44	8.8	14	0
Goodman	2	19	9.5	12	0
Staroba	1	23	23.0	23	0
Donohoe	1	10	10.0	10	0
<b>Packers</b>	<b>119</b>	<b>1503</b>	<b>12.6</b>	<b>50</b>	<b>7</b>
<b>Opponents</b>	<b>180</b>	<b>2050</b>	<b>11.4</b>	<b>63</b>	<b>14</b>

\* - rookie

## Primary Starters

WR	J.Staggers	LE	C.Williams
LT	M.Snider	LT	M.P.McCoy
	B.Hayhoe	RE	B.Brown
LG	B.Lueck	RT	A.Roche
C	K.Bowman	LLB	*T.MacLeod
RG	G.Gillingham		*T.Toner
RT	D.Himes	MLB	J.Carter
TE	R.McGeorge	RLB	F.Carr
WR	*B.Smith	LCB	P.Smith
	L.Glass		W.Buchanon
QB	S.Hunter	RCB	K.Ellis
	J.Tagge	SS	A.Matthews
HB	J.Brockington	FS	J.Hill
HB	M.Lane		

Passing	Att	Cmp	Yds	Cmp%	Yds/Att	TD	TD%	Int	Int%	LG	Sck/Yds	Rtg
Tagge	106	56	720	52.8	6.79	2	1.9	7	6.6	50	9/54	53.2
Hunter	84	35	442	41.7	5.26	2	2.4	4	4.8	30	10/89	46.8
Del Gaizo	62	27	318	43.5	5.13	2	3.2	6	9.7	28	8/77	30.9
Lane	2	1	23	50.0	11.50	1	50.0	0	0.0	23	0/0	131.3
Brockington	1	0	0	0.0	0.00	0	0.0	0	0.0	0	0/0	39.6
<b>Packers</b>	<b>255</b>	<b>119</b>	<b>1503</b>	<b>46.7</b>	<b>5.89</b>	<b>7</b>	<b>2.7</b>	<b>17</b>	<b>6.7</b>	<b>50</b>	<b>27/220</b>	<b>46.9</b>
<b>Opponents</b>	<b>327</b>	<b>180</b>	<b>2050</b>	<b>55.0</b>	<b>6.27</b>	<b>14</b>	<b>4.3</b>	<b>15</b>	<b>4.6</b>	<b>63</b>	<b>25/228</b>	<b>69.2</b>

**Head Coach:** Dan Devine

GB	Opp	Attend	Site	Starting QB	Temp		
S 15	Minnesota Vikings (GB)	17	32	56,267	LF	J.Tagge	62
S 22	@ Baltimore Colts	W 20	13	41,252	BMS	J.Tagge	68
S 29	Detroit Lions (Milw)	W 21	19	47,292	CoS	J.Tagge	53
O 6	Buffalo Bills (GB)	L 7	27	56,267	LF	J.Tagge	47
O 13	Los Angeles Rams (Milw)	W 17	6	47,499	CoS	J.Tagge	51
O 21	@ Chicago Bears	L 9	10	50,623	SF	J.Tagge	50
O 27	@ Detroit Lions	L 17	19	51,775	TgS	J.Concannon	63
N 3	Washington Redskins (GB)	L 6	17	56,267	LF	J.Concannon	42
N 10	Chicago Bears (Milw)	W 20	3	46,567	CoS	J.Hadi	49
N 17	@ Minnesota Vikings	W 19	7	47,924	Met	J.Hadi	49
N 24	San Diego Chargers (GB)	W 34	0	56,267	LF	J.Hadi	36
D 1	@ Philadelphia Eagles	L 14	36	42,030	VS	J.Hadi	41
D 8	@ San Francisco 49ers	L 6	7	47,475	CP	J.Hadi	54
D 15	@ Atlanta Falcons	L 3	10	10,020	FCS	J.Hadi	40
		210	206	657,525			

**Home:** 4-3 (366,426) **Away:** 2-5 (291,099)

Scoring	TD Ru	Pa	Rt	PAT	FG	S	PTS
Marcol	0	0	0	19/19	25/39	0	94
Lane	6	3	3	0	0	0	36
Brockington	5	5	0	0	0	0	30
*Odom	3	1	1	1	0	0	18
Concannon	1	1	0	0	0	0	6
Ellis	1	0	0	1	0	0	6
Barr-Smith	1	0	1	0	0	0	6
Staggers	1	0	1	0	0	0	6
*Torkelson	1	0	1	0	0	0	6
Hendricks	0	0	0	0	0	1	2
<b>Packers</b>	<b>19</b>	<b>10</b>	<b>5</b>	<b>4</b>	<b>19/19</b>	<b>25/39</b>	<b>120</b>
<b>Opponents</b>	<b>23</b>	<b>10</b>	<b>3</b>	<b>17/23</b>	<b>17/26</b>	<b>0</b>	<b>206</b>

**Field Goals 1-19 20-29 30-39 40-49 50+**

Marcol	3/3	7/7	8/12	6/12	1/5
<b>Packers</b>	<b>3/3</b>	<b>7/7</b>	<b>8/12</b>	<b>6/12</b>	<b>1/5</b>
<b>Opponents</b>	<b>0/0</b>	<b>6/10</b>	<b>4/5</b>	<b>5/11</b>	<b>0/0</b>

**Marcol:** (19G, 50N)(52G, 39G)  
(51N, 35G, 36G, 41G, 45N, 22G)(49N)(32G)  
(34G, 33G, 36G)(39N, 49G)(29G, 34N, 46G)  
(45G, 24G)(43N, 28G, 42N, 31G, 19G, 18G)  
(22G, 27G, 47N)(52B)(43G, 29G, 46N)  
(37B, 51B, 37N, 43G)

**Opponents:** (20G, 21G)(37G, 23G, 47N)  
(37G, 26G, 41G, 28G, 47N)(48N)(28G, 28G)  
(23G)(34G, 27B, 41G)(40G)(44G, 20N, 36N)  
(46N)(39G)(44N, 42B)(47G)

Interceptions	No	Yds	Avg	Long	TD
Hendricks	5	74	14.8	44	0
Buchanon	4	10	2.5	8	0
Ellis	3	56	18.7	38t	1
Matthews	3	41	13.7	32	0
Hill	2	47	23.5	24	0
Hall	2	22	11.0	19	0
Williams	1	23	23.0	23	0
McCoy	1	5	5.0	5	0
Carr	1	0	0.0	0	0
Carter	1	0	0.0	0	0
<b>Packers</b>	<b>23</b>	<b>278</b>	<b>12.1</b>	<b>44</b>	<b>1</b>
<b>Opponents</b>	<b>21</b>	<b>289</b>	<b>13.8</b>	<b>45</b>	<b>1</b>

	GB	Opp
<b>Total First Downs</b>	214	218
Rushing	87	93
Passing	108	106
Penalty	19	19
<b>Third Downs</b>	48/160	58/163
Efficiency	30.0	35.6
<b>Fourth Downs</b>	0/0	0/0
Efficiency	0.0	0.0
<b>Total Net Yards</b>	3607	3641
Avg. Per Game	257.6	260.1
Total Plays	884	876
Avg. Per Play	4.1	4.2
<b>Net Yards Rushing</b>	1571	1641
Avg. Per Game	112.2	117.2
Total Rushes	482	465
<b>Net Yards Passing</b>	2036	2000
Avg. Per Game	145.4	142.9
Sacked/Yards Lost	17/126	28/254
Gross Yards	2162	2254
Att./Completions	385/187	383/188
Completion Pct.	48.6	49.1
Had Intercepted	21	23
<b>Punts/Average</b>	69/38.4	84/36.6
Net Punting Avg.	69/31.5	84/30.0
<b>Penalties/Yards</b>	55/536	88/715
<b>Fumbles/Ball Lost</b>	25/16	19/12
<b>Touchdowns</b>	19	23
Rushing	10	10
Passing	5	10
Returns	4	3

By Quarter	Q1	Q2	Q3	Q4	OT	Pts
Packers	12	78	59	61	0	210
Opponents	48	61	40	57	0	206

	GB	Opp	Rushing	No	Yds	Avg	Long	TD
<b>Total First Downs</b>	214	218	Brockington	266	883	3.3	33	5
Rushing	87	93	Lane	137	362	2.6	20	3
Passing	108	106	Goodman	20	101	5.1	47	0
Penalty	19	19	*Odom	6	66	11.0	28	1
<b>Third Downs</b>	48/160	58/163	*Torkelson	13	60	4.6	21	0
Efficiency	30.0	35.6	Tagge	18	58	3.2	12	0
<b>Fourth Downs</b>	0/0	0/0	*Bart-Smith	9	19	2.1	4	0
Efficiency	0.0	0.0	Walker	1	18	18.0	18	0
<b>Total Net Yards</b>	3607	3641	Concannon	3	7	2.3	6	1
Avg. Per Game	257.6	260.1	Leigh	1	0	0.0	0	0
Total Plays	884	876	Hadi	8	-3	-0.4	6	0
Avg. Per Play	4.1	4.2	<b>Packers</b>	<b>482</b>	<b>1571</b>	<b>3.3</b>	<b>47</b>	<b>10</b>
<b>Net Yards Rushing</b>	1571	1641	<b>Opponents</b>	<b>465</b>	<b>1641</b>	<b>3.5</b>	<b>27</b>	<b>10</b>
Avg. Per Game	112.2	117.2						
Total Rushes	482	465						

NFC Central	W	L	T	Pct	Pts	OP
Minnesota	10	4	0	.714	310	195
Detroit	7	7	0	.500	256	270
<b>Green Bay</b>	<b>6</b>	<b>8</b>	<b>0</b>	<b>.429</b>	<b>210</b>	<b>206</b>
Chicago	4	10	0	.286	152	279

	GB	Opp	Receiving	No	Yds	Avg	Long	TD
<b>Total First Downs</b>	214	218	Brockington	43	314	7.3	29	0
Rushing	87	93	Lane	34	315	9.3	68t	3
Passing	108	106	Staggers	32	450	14.1	63	0
Penalty	19	19	McGeorge	30	440	14.7	51	0
<b>Third Downs</b>	48/160	58/163	Barr-Smith	20	294	14.7	27t	1
Efficiency	30.0	35.6	*Odom	15	249	16.6	57	1
<b>Fourth Downs</b>	0/0	0/0	*Payne	5	63	12.6	18	0
Efficiency	0.0	0.0	Goodman	5	19	3.8	12	0
<b>Total Net Yards</b>	3607	3641	*Torkelson	2	10	5.0	8	0
Avg. Per Game	257.6	260.1	Donohoe	1	8	8.0	8	0
Total Plays	884	876	<b>Packers</b>	<b>187</b>	<b>2162</b>	<b>11.6</b>	<b>68t</b>	<b>5</b>
Avg. Per Play	4.1	4.2	<b>Opponents</b>	<b>188</b>	<b>2254</b>	<b>12.0</b>	<b>57t</b>	<b>10</b>

Punting	No	Yds	Avg	TB	In	Lg	B
*Walker	69	2648	38.4	6	-	58	0
<b>Packers</b>	<b>69</b>	<b>2648</b>	<b>38.4</b>	<b>6</b>	<b>-</b>	<b>58</b>	<b>0</b>
<b>Opponents</b>	<b>84</b>	<b>3074</b>	<b>36.6</b>	<b>7</b>	<b>-</b>	<b>52</b>	<b>2</b>

Punt Returns	Ret	FC	Yds	Avg	Long	TD
Staggers	22	6	222	10.1	68t	1
*Odom	3	2	191	12.7	95t	1
Ellis	3	0	3	1.0	9	0
Hefner	1	0	0	0.0	0	0
*Torkelson	1	0	0	0.0	0	0
<b>Packers</b>	<b>42</b>	<b>8</b>	<b>416</b>	<b>9.9</b>	<b>95t</b>	<b>2</b>
<b>Opponents</b>	<b>48</b>	<b>2</b>	<b>356</b>	<b>7.4</b>	<b>26</b>	<b>0</b>

Kickoff Returns	No	Yds	Avg	Long	TD
*Odom	31	713	23.0	52	0
Leigh	9	201	22.3	30	0
Goodman	4	49	12.3	20	0
Okoniewski	2	11	5.5	11	0
Krause	1	6	6.0	6	0
*Torkelson	1	20	20.0	20	0
Van Valkenberg	1	22	22.0	22	0
<b>Packers</b>	<b>49</b>	<b>1022</b>	<b>20.9</b>	<b>52</b>	<b>0</b>
<b>Opponents</b>	<b>55</b>	<b>1156</b>	<b>21.0</b>	<b>43</b>	<b>0</b>

**Primary Starters**

WR	J.Staggers	LE	C.Williams
LT	K.Schuh	LT	M.P.McCoy
	K.Wortman	RT	S.Okoniewski
LG	B.Lueck	D.Pureifery	
CG	L.McCarren	RE	A.Roche
RG	G.Gillingham	LLB	T.Hendricks
RT	D.Himes	MLB	J.Carter
TE	R.McGeorge	RLB	F.Carr
WR	Barr-Smith	LCB	W.Buchanon
QB	J.Tagge	RCB	K.Ellis
	J.Hadi	SS	A.Matthews
HB	J.Brockington	FS	J.Hill
HB	M.Lane		

	Passing	Att	Cmp	Yds	Cmp%	Yds/Att	TD	TD%	Int	Int%	LG	Sck/Yds	Rtg
Hadi	184	89	1072	48.4	5.83	3	1.6	8	4.3	68t	9/70	54.0	
Tagge	146	70	709	47.9	4.86	1	0.7	10	6.8	30	5/35	36.0	
Concannon	54	28	381	51.9	7.06	1	1.9	3	5.6	56t	3/21	57.7	
Lane	1	0	0	0.0	0.0	0	0.0	0	0.0	0	0/0	39.6	
<b>Packers</b>	<b>187</b>	<b>2162</b>	<b>48.6</b>	<b>5.62</b>	<b>5</b>	<b>1.3</b>	<b>21</b>	<b>5.5</b>	<b>68t</b>	<b>17/126</b>	<b>47.6</b>		
<b>Opponents</b>	<b>383</b>	<b>188</b>	<b>2254</b>	<b>49.1</b>	<b>5.89</b>	<b>10</b>	<b>2.6</b>	<b>23</b>	<b>6.0</b>	<b>57t</b>	<b>28/254</b>	<b>51.2</b>	

\* - rookie

Community

Admin & Coaches

Veterans

Draft & Free Agents

2017 Review

1974

Lambeau Field

Misc.

# 1975 4-10-0, .286, THIRD (TIE), NFC CENTRAL

Head Coach:	Bart Starr	GB	Opp	Attend	Site	Starting QB	Temp
S 21	Detroit Lions (Milw)	L	16	30	52,613	CoS	J.Hadl 51
S 29	@ Denver Broncos	L	13	23	52,621	MHS	J.Hadl 64
O 5	Miami Dolphins (GB)	L	7	31	56,267	LF	J.Hadl 65
O 12	@ New Orleans Saints	L	19	20	51,371	LSD	J.Hadl dome
O 19	@ Dallas Cowboys	W	19	17	64,189	TxS	J.Hadl 71
O 26	Pittsburgh Steelers (Milw)	L	13	16	52,815	CoS	J.Hadl 57
N 2	Minnesota Vikings (GB)	L	17	28	56,267	LF	J.Hadl 52
N 9	@ Chicago Bears	L	14	27	48,738	SF	D.Milan 62
N 16	@ Detroit Lions	L	10	13	76,946	PSD	J.Hadl dome
N 23	New York Giants (Milw)	W	40	14	50,150	CoS	J.Hadl 35
N 30	Chicago Bears (GB)	W	28	7	56,267	LF	J.Hadl 29
D 7	@ Minnesota Vikings	L	3	24	46,147	Met	J.Hadl 32
D 14	@ Los Angeles Rams	L	5	22	66,496	LAC	J.Hadl 61
D 21	Atlanta Falcons (GB)	W	22	13	56,267	LF	J.Hadl 12
			226	285	787,154		
<b>Home:</b> 3-4 (381,646)		<b>Away:</b> 1-6 (406,508)					

Scoring	TD	R	Pa	Rt	PAT	FG	S	PTS
*Danelo	0	0	0	0	20/23	11/16	0	53
Brockington	8	7	1	0				0 48
Odom	5	0	4	1				0 30
Bart.Smith	5	4	1	0				0 30
*Harrell	3	1	2	0				0 18
Torkelson	2	2	0	0				0 12
McCoy	1	0	1	0				0 6
McGeorge	1	0	1	0				0 6
Barr.Smith	1	0	1	0				0 6
Tinker	1	0	1	0				0 6
Pureifory	0	0	0	0	2/4	0/0	1	4
Marcol	0	0	0	0	0/0	1/1	0	3
Toner	0	0	0	0				1 2
<b>Packers</b>	<b>27</b>	<b>14</b>	<b>11</b>	<b>2</b>	<b>22/27</b>	<b>12/17</b>	<b>3</b>	<b>226</b>
<b>Opponents</b>	<b>32</b>	<b>14</b>	<b>13</b>	<b>5</b>	<b>30/32</b>	<b>21/31</b>	<b>0</b>	<b>285</b>

Field Goals	1-19	20-29	30-39	40-49	50+
*Danelo	1/1	6/7	2/3	2/5	0/0
Marcol	0/0	1/1	0/0	0/0	0/0
<b>Packers</b>	<b>1/1</b>	<b>7/8</b>	<b>2/3</b>	<b>2/5</b>	<b>0/0</b>
<b>Opponents</b>	<b>3/3</b>	<b>6/7</b>	<b>9/13</b>	<b>3/6</b>	<b>0/2</b>
<b>Danelo:</b>	<b>(1)/(42N)</b>	<b>(45G)</b>	<b>(24G,29G)</b>	<b>(1)(23G)</b>	<b>(28G,35N)</b>
<b>(28G,35N)</b>	<b>(28G,42N)</b>	<b>(1)(22G)</b>	<b>(48G,44N)</b>	<b>(34G,30G,19G,24N)</b>	
<b>Marcol:</b>	<b>(21G)</b>	<b>(1)(0)(0)(0)(0)(0)(0)(0)</b>			
<b>Opponents:</b>	<b>(28G,18G,47G)</b>	<b>(35G,39G,32G)</b>	<b>(31G)</b>	<b>(46N,44N,36G,20G)</b>	<b>(50N,24G)</b>
<b>(19G,19G,50N,29G)</b>	<b>(47N)</b>	<b>(34G,25N,48G)</b>	<b>(30N,28G,23G)</b>	<b>(1)(37G)</b>	<b>(40G,35N,39G,38G)</b>
<b>(37N,35N)</b>					

	GB	Opp
<b>Total First Downs</b>	211	260
Rushing	84	132
Passing	112	112
Penalty	15	16
<b>Third Downs</b>	58/202	86/219
Efficiency	28.7	39.3
<b>Fourth Downs</b>	1/1	3/6
Efficiency	100.0	50.0
<b>Total Net Yards</b>	3619	4511
Avg. Per Game	258.5	322.2
Total Plays	867	981
Avg. Per Play	4.2	4.6
<b>Net Yards Rushing</b>	1547	2339
Avg. Per Game	110.5	167.1
Total Rushes	431	580
<b>Net Yards Passing</b>	2072	2172
Avg. Per Game	148.0	155.1
Sacked/Yards Lost	42/328	32/302
Gross Yards	2400	2474
Att./Completions	394/212	369/192
Completion Pct.	53.8	52.0
Had Intercepted	22	14
<b>Punts/Average</b>	95/35.8	70/39.7
Net Punting Avg.	95/32.2	70/32.9
<b>Penalties/Yards</b>	72/606	72/544
<b>Fumbles/Ball Lost</b>	31/16	44/27
<b>Touchdowns</b>	27	32
Rushing	14	14
Passing	11	13
Returns	2	5

Rushing	No	Yds	Avg	Long	TD
Brockington	144	434	3.0	19	7
*Harrell	121	359	3.0	26t	1
Bart.Smith	60	243	4.1	17	4
Torkelson	42	226	5.4	29	2
Wells	33	139	4.2	25	0
Odom	5	55	11.0	27	0
Hadl	20	47	2.4	9	0
Milan	4	41	10.3	15	0
Tinker	1	5	5.0	5	0
Payne	1	-2	-2.0	-2	0
<b>Packers</b>	<b>431</b>	<b>1547</b>	<b>3.6</b>	<b>29</b>	<b>14</b>
<b>Opponents</b>	<b>580</b>	<b>2339</b>	<b>4.0</b>	<b>34</b>	<b>14</b>

NFC Central	W	L	T	Pct	Pts	OP
Minnesota	12	2	0	.857	377	180
Detroit	7	7	0	.500	245	262
Chicago	4	10	0	.286	191	379
<b>Green Bay</b>	<b>4</b>	<b>10</b>	<b>0</b>	<b>.286</b>	<b>226</b>	<b>285</b>

Interceptions	No	Yds	Avg	Long	TD
P.Smith	6	97	16.2	61	0
Carr	3	28	9.3	21	0
Mathews	2	42	21.0	40	0
*Gray	1	7	7.0	7	0
Ellis	1	0	0.0	0	0
Toner	1	0	0.0	0	0
<b>Packers</b>	<b>14</b>	<b>174</b>	<b>12.4</b>	<b>61</b>	<b>0</b>
<b>Opponents</b>	<b>22</b>	<b>388</b>	<b>17.6</b>	<b>76t</b>	<b>2</b>

Punting	No	Yds	Avg	TB	In	Lg	B
Beverly	66	2482	37.6	4	-	55	0
*Broussard	29	922	31.8	2	-	51	3
<b>Packers</b>	<b>95</b>	<b>3404</b>	<b>35.8</b>	<b>6</b>	<b>-</b>	<b>55</b>	<b>3</b>
<b>Opponents</b>	<b>70</b>	<b>2776</b>	<b>39.7</b>	<b>14</b>	<b>-</b>	<b>67</b>	<b>1</b>

Punt Returns	Ret	FC	Yds	Avg	Long	TD
*Harrell	21	5	136	6.5	25	0
Ellis	6	2	27	4.5	12	0
*Gray	1	0	27	27.0	27	0
Hall	1	0	0	0.0	0	0
Odom	1	0	0	0.0	0	0
<b>Packers</b>	<b>30</b>	<b>7</b>	<b>190</b>	<b>6.3</b>	<b>27</b>	<b>0</b>
<b>Opponents</b>	<b>45</b>	<b>14</b>	<b>221</b>	<b>4.9</b>	<b>31</b>	<b>0</b>

By Quarter	Q1	Q2	Q3	Q4	OT	Pts
Packers	53	64	40	69	0	226
Opponents	64	77	79	65	0	285

Receiving	No	Yds	Avg	Long	TD
Payne	58	766	13.2	54	0
*Harrell	34	261	7.7	36t	2
Brockington	33	242	7.3	21	1
McGeorge	32	458	14.3	43	1
Bart.Smith	16	140	8.8	33	1
Odom	15	299	19.9	56	4
Barr.Smith	6	77	12.8	20	0
Torkelson	6	37	6.2	12	0
Wells	6	11	1.8	4	0
Tinker	4	84	21.0	35t	1
Askson	2	25	12.5	18	0
<b>Packers</b>	<b>212</b>	<b>2400</b>	<b>11.3</b>	<b>56</b>	<b>11</b>
<b>Opponents</b>	<b>192</b>	<b>2474</b>	<b>12.9</b>	<b>58t</b>	<b>13</b>

Kickoff Returns	No	Yds	Avg	Long	TD
Odom	42	1034	24.6	93t	1
*Luke	6	91	15.2	21	0
Torkelson	5	89	17.8	22	0
Bart.Smith	4	53	13.3	18	0
*Harrell	3	78	26.0	39	0
Bain	1	10	10.0	10	0
McGeorge	1	17	17.0	17	0
Wells	1	26	26.0	26	0
<b>Packers</b>	<b>63</b>	<b>1398</b>	<b>22.2</b>	<b>93t</b>	<b>1</b>
<b>Opponents</b>	<b>49</b>	<b>1020</b>	<b>20.8</b>	<b>94t</b>	<b>1</b>

## Primary Starters

WR	S.Odom	LE	C.Williams
	K.Payne	LT	M.P.McCoy
LT	E.McMillan	RT	D.Pureifory
LG	B.VanDyke	RE	A.Roche
C	L.McCarren	LLB	T.Toner
RG	P.Matson	G.Weaver	
	K.Wortman	MLB	J.Carter
RT	D.Himes	RLB	F.Carr
TE	R.McGeorge	LCB	P.Smith
WR	B.Smith	RCB	K.Ellis
QB	J.Hadl	SS	A.Mathews
HB	J.Brockington	FS	*J.Gray
HB	*W.Harrell		

Passing	Att	Cmp	Yds	Cmp%	Yds/Att	TD	TD%	Int	Int%	LG	Sck/Yds	Rtng
Hadl	353	191	2095	54.1	5.93	6	1.7	21	5.9	54	35/284	52.8
Milan	32	15	181	46.9	5.66	1	3.1	1	3.1	56	7/44	62.1
*Harrell	5	3	61	60.0	12.20	3	60.0	0	0.0	24t	0/0	142.5
*Brown	4	3	63	75.0	15.75	1	25.0	0	0.0	27	0/0	156.3
<b>Packers</b>	<b>394</b>	<b>212</b>	<b>2400</b>	<b>53.8</b>	<b>6.09</b>	<b>11</b>	<b>2.8</b>	<b>22</b>	<b>5.6</b>	<b>56</b>	<b>42/328</b>	<b>58.3</b>
<b>Opponents</b>	<b>369</b>	<b>192</b>	<b>2474</b>	<b>52.0</b>	<b>6.70</b>	<b>13</b>	<b>3.5</b>	<b>14</b>	<b>3.8</b>	<b>58t</b>	<b>32/302</b>	<b>69.3</b>

\* - rookie

Community

Admin. & Coaches

Veterans

Draft & Free Agents

2017 Review

1975

Lambeau Field

Misc.

# 5-9-0, .357, FOURTH, NFC CENTRAL 1976

Head Coach:	Bart Starr	GB	Opp	Attend	Site	Starting QB	Temp	
S 12	San Francisco 49ers (GB)	. . . . .	L 14	26	54,628	LF	L.Dickey	83
S 19	@ St. Louis Cardinals	. . . . .	L 0	29	48,842	Bus	L.Dickey	85
S 26	@ Cincinnati Bengals	. . . . .	L 7	28	44,103	RvS	L.Dickey	65
O 3	Detroit Lions (GB)	. . . . .	W 24	14	55,041	LF	L.Dickey	72
O 10	Seattle Seahawks (Milw)	. . . . .	W 27	20	54,983	CoS	L.Dickey	55
O 17	Philadelphia Eagles (GB)	. . . . .	W 28	13	55,398	LF	L.Dickey	42
O 24	@ Oakland Raiders	. . . . .	L 14	18	52,232	OC	L.Dickey	62
O 31	@ Detroit Lions	. . . . .	L 6	27	74,992	PSD	L.Dickey	dome
N 7	New Orleans Saints (Milw)	. . . . .	W 32	27	52,936	CoS	L.Dickey	31
N 14	@ Chicago Bears	. . . . .	L 13	24	52,907	SF	L.Dickey	34
N 21	Minnesota Vikings (Milw)	. . . . .	L 10	17	53,104	CoS	C.Brown	33
N 28	Chicago Bears (GB)	. . . . .	L 10	16	56,267	LF	C.Brown	6
D 5	@ Minnesota Vikings	. . . . .	L 9	20	43,700	Met	C.Brown	20
D 12	@ Atlanta Falcons	. . . . .	W 24	20	23,436	FCS	R.Johnson	55
				218	299			722,569

**Home:** 4-3 (382,357) **Away:** 1-6 (340,212)

	GB	Opp
<b>Total First Downs</b> . . . . .	210	262
Rushing . . . . .	99	132
Passing . . . . .	94	107
Penalty . . . . .	17	23
<b>Third Downs</b> . . . . .	79/223	77/212
Efficiency . . . . .	35.4	36.3
<b>Fourth Downs</b> . . . . .	1/2	1/1
Efficiency . . . . .	50.0	100.0
<b>Total Net Yards</b> . . . . .	3452	4123
Avg. Per Game . . . . .	246.6	294.5
Total Plays . . . . .	883	943
Avg. Per Play . . . . .	3.9	4.4
<b>Net Yards Rushing</b> . . . . .	1722	2288
Avg. Per Game . . . . .	123.0	163.4
Total Rushes . . . . .	485	546
<b>Net Yards Passing</b> . . . . .	1730	1835
Avg. Per Game . . . . .	123.6	131.1
Sacked/Yards Lost . . . . .	41/375	43/357
Gross Yards . . . . .	2105	2192
Att./Completions . . . . .	357/164	354/196
Completion Pct. . . . .	45.9	55.4
Had Intercepted . . . . .	22	11
<b>Punts/Average</b> . . . . .	84/36.6	77/38.5
Net Punting Avg. . . . .	84/32.2	77/31.5
<b>Penalties/Yards</b> . . . . .	87/811	104/914
<b>Fumbles/Ball Lost</b> . . . . .	37/23	27/15
<b>Touchdowns</b> . . . . .	27	34
Rushing . . . . .	15	17
Passing . . . . .	10	13
Returns . . . . .	2	4

By Quarter	Q1	Q2	Q3	Q4	OT	Pts
Packers	60	50	34	74	0	218
Opponents	46	128	60	65	0	299

Primary Starters					
WR	S.Odom	LE	C.Williams		
LT	*M.Koncar	LT	M.P.McCoy		
LG	B.Van Dyke	RT	D.Pureifoy		
C	L.McCarren		D.Roller		
RG	G.Gillingham	RE	A.Roche		
TE	D.Himes	LLB	G.Weaver		
TE	R.McGeorge	MLB	D.Hansen		
WR	K.Payne	RLB	F.Carr		
QB	L.Dickey	LCB	W.Buchanon		
HB	J.Brockington	RCB	P.Smith		
HB	E.Torkelson	SS	S.Luke		
		FS	J.Gray		

	Rushing	No	Yds	Avg	Long	TD
Harrell	. . . . .	130	435	3.3	56	3
Brockington	. . . . .	117	406	3.5	29	2
B.Smith	. . . . .	97	355	3.7	16	5
Torkelson	. . . . .	88	289	3.3	15	2
Odom	. . . . .	4	78	19.5	28	0
Brown	. . . . .	12	49	4.1	21	0
Taylor	. . . . .	14	47	3.4	17	1
Johnson	. . . . .	5	25	5.0	11	1
Dickey	. . . . .	11	19	1.7	12	1
Osborn	. . . . .	6	16	2.7	6	0
Zimmerman	. . . . .	1	3	3.0	3	0
<b>Packers</b>	<b>. . . . .</b>	<b>485</b>	<b>1722</b>	<b>3.6</b>	<b>56</b>	<b>15</b>
<b>Opponents</b>	<b>. . . . .</b>	<b>546</b>	<b>2288</b>	<b>4.2</b>	<b>59</b>	<b>17</b>

NFC Central	W	L	T	Pct	Pts	OP
Minnesota	. . . . .	11	2	1	.821	305 176
Chicago	. . . . .	7	7	0	.500	253 216
Detroit	. . . . .	6	8	0	.429	262 220
<b>Green Bay</b>	<b>. . . . .</b>	<b>5</b>	<b>9</b>	<b>0</b>	<b>.357</b>	<b>218 299</b>

	Receiving	No	Yds	Avg	Long	TD
Payne	. . . . .	33	467	14.2	57	4
McGeorge	. . . . .	24	278	11.6	28	1
Odom	. . . . .	23	456	19.8	66	2
O.Smith	. . . . .	20	364	18.2	47	1
Torkelson	. . . . .	19	140	7.4	31	0
Harrell	. . . . .	17	201	11.8	69	1
B.Smith	. . . . .	11	88	8.0	35	0
Brockington	. . . . .	11	49	4.5	20	0
Taylor	. . . . .	2	21	10.5	18	0
Hall	. . . . .	1	18	18.0	18	0
Zimmerman	. . . . .	1	13	13.0	13	0
*Jackson	. . . . .	1	8	8.0	8	0
Askson	. . . . .	1	2	2.0	2	1
<b>Packers</b>	<b>. . . . .</b>	<b>164</b>	<b>2105</b>	<b>12.8</b>	<b>69</b>	<b>10</b>
<b>Opponents</b>	<b>. . . . .</b>	<b>196</b>	<b>2192</b>	<b>11.2</b>	<b>88</b>	<b>13</b>

\* - rookie

Passing	Att	Cmp	Yds	Cmp%	Yds/Att	TD	TD%	Int	Int%	LG	Sck/Yds	Rtng	
Dickey	. . . . .	243	115	1465	47.3	6.03	7	2.9	14	5.8	69	28/279	52.2
Brown	. . . . .	74	26	333	35.1	4.50	2	2.7	6	8.1	47	10/66	25.3
Johnson	. . . . .	35	21	249	60.0	7.11	0	0.0	1	2.9	45	2/23	69.8
Harrell	. . . . .	4	1	40	25.0	10.00	1	25.0	1	25.0	40	1/7	68.8
Beverly	. . . . .	1	1	18	100.0	18.00	0	0.0	0	0.0	18	0/0	118.8
<b>Packers</b>	<b>. . . . .</b>	<b>357</b>	<b>164</b>	<b>2105</b>	<b>45.9</b>	<b>5.90</b>	<b>10</b>	<b>2.8</b>	<b>22</b>	<b>6.2</b>	<b>69</b>	<b>41/375</b>	<b>48.6</b>
<b>Opponents</b>	<b>. . . . .</b>	<b>354</b>	<b>196</b>	<b>2192</b>	<b>55.4</b>	<b>6.19</b>	<b>13</b>	<b>3.7</b>	<b>11</b>	<b>3.1</b>	<b>88</b>	<b>43/357</b>	<b>73.3</b>

Scoring	TD	Ru	Pa	Rt	PAT	FG	S	PTS
Marcol	0	0	0	0	24/27	10/19	0	54
B.Smith	5	5	0	0				30
Harrell	4	3	1	0				24
Payne	4	0	4	0				24
Brockington	2	2	0	0				12
Odom	2	0	2	0				12
Torkelson	2	2	0	0				12
Askson	1	0	1	0				6
Carr	1	0	1	0				6
Dickey	1	1	0	0				6
Gray	1	0	0	1				6
Johnson	1	1	0	0				6
McGeorge	1	0	1	0				6
O.Smith	1	0	1	0				6
Taylor	1	1	0	0				6
<b>Packers</b>	<b>27</b>	<b>15</b>	<b>10</b>	<b>2</b>	<b>24/27</b>	<b>10/19</b>	<b>1</b>	<b>218</b>
<b>Opponents</b>	<b>34</b>	<b>17</b>	<b>13</b>	<b>4</b>	<b>29/33</b>	<b>22/33</b>	<b>0</b>	<b>299</b>

Field Goals	1-19	20-29	30-39	40-49	50+	
Marcol	. . . . .	1/1	3/3	4/8	2/5	0/2
<b>Packers</b>	<b>. . . . .</b>	<b>1/1</b>	<b>3/3</b>	<b>4/8</b>	<b>2/5</b>	<b>0/2</b>
<b>Opponents</b>	<b>. . . . .</b>	<b>1/1</b>	<b>6/7</b>	<b>8/11</b>	<b>7/13</b>	<b>0/1</b>
<b>Marcol:</b>	(30N)()	(35G,40N)()	(53B)(39G,37G)(38G,32N)(37N,19G,27G)(23G)	(45G,40N,31N)(50N,24G)(48N,40G)		
<b>Opponents:</b>	(35N)(28G,41G,32G,30G,47N,26G)(40N,45B,50N,38B)(22B)(48G,44G,46B)(26G,26G)()	(34G,43N,39G)(30G,32G)	(46G)(41G,49B,33B)(40G,22G,25G)(34G,30G)(19G,44G)			

Interceptions	No	Yds	Avg	Long	TD	
Gray	. . . . .	4	101	25.3	67	1
Luke	. . . . .	2	30	15.0	15	0
Buchanon	. . . . .	2	28	14.0	22	0
Toner	. . . . .	1	28	28.0	28	0
Carr	. . . . .	1	10	10.0	10	1
P.Smith	. . . . .	1	0	0.0	0	0
<b>Packers</b>	<b>. . . . .</b>	<b>11</b>	<b>197</b>	<b>17.9</b>	<b>67</b>	<b>2</b>
<b>Opponents</b>	<b>. . . . .</b>	<b>22</b>	<b>362</b>	<b>16.5</b>	<b>67</b>	<b>2</b>

Punting	No	Yds	Avg	TB	In	Ln	B	
Beverly	. . . . .	83	3074	37.0	5	17	60	1
<b>Packers</b>	<b>. . . . .</b>	<b>84</b>	<b>3074</b>	<b>36.6</b>	<b>5</b>	<b>17</b>	<b>60</b>	<b>1</b>
<b>Opponents</b>	<b>. . . . .</b>	<b>77</b>	<b>2966</b>	<b>38.5</b>	<b>12</b>	<b>12</b>	<b>57</b>	<b>0</b>

Punt Returns	Ret	FC	Yds	Avg	Long	TD	
Gray	. . . . .	37	7	307	8.3	27	0
Harrell	. . . . .	3	1	-7	-2.3	1	0
<b>Packers</b>	<b>. . . . .</b>	<b>40</b>	<b>8</b>	<b>300</b>	<b>7.5</b>	<b>27</b>	<b>0</b>
<b>Opponents</b>	<b>. . . . .</b>	<b>48</b>	<b>10</b>	<b>268</b>	<b>5.6</b>	<b>19</b>	<b>0</b>

Kickoff Returns	No	Yds	Avg	Long	TD	
Odom	. . . . .	29	610	21.0	88	0
*M.C.McCoy	. . . . .	18	457	25.4	65	0
Torkelson	. . . . .	6	123	20.5	29	0
Hyland	. . . . .	3	31	10.3	11	0
Osborn	. . . . .	3	19	6.3	10	0
Taylor	. . . . .	3	59	19.7	23	0
Gray	. . . . .	1	23	23.0	23	0
O.Smith	. . . . .	1	12	12.0	12	0
*Wagner	. . . . .	1	27	27.0	27	0
<b>Packers</b>	<b>. . . . .</b>	<b>65</b>	<b>1361</b>	<b>20.9</b>	<b>88</b>	<b>0</b>
<b>Opponents</b>	<b>. . . . .</b>	<b>44</b>	<b>784</b>	<b>17.8</b>	<b>59</b>	<b>0</b>

Community  
Admin & Coaches  
Veterans  
Draft & Free Agents  
Review  
1976  
Lambeau Field  
Misc.



# 1977 4-10-0, .286, FOURTH, NFC CENTRAL

Head Coach: Bart Starr		GB	Opp	Attend	Site	Starting QB	Temp
S 18	@ New Orleans Saints.....	W	24	20	56,250	LSD	L.Dickey dome
S 25	Houston Oilers (GB).....	L	10	16	55,071	LF	L.Dickey 71
O 2	@ Minnesota Vikings.....	L	7	19	47,143	Met	L.Dickey 57
O 9	Cincinnati Bengals (Milw).....	L	7	17	53,653	CoS	L.Dickey 49
O 16	@ Detroit Lions.....	L	6	10	78,452	PSD	L.Dickey dome
O 23	@ Tampa Bay Buccaneers.....	W	13	0	47,635	TaS	L.Dickey 80
O 30	Chicago Bears (GB).....	L	0	26	56,002	LF	L.Dickey 52
N 6	@ Kansas City Chiefs.....	L	10	20	62,687	ArS	L.Dickey 58
N 13	Los Angeles Rams (Milw).....	L	6	24	52,948	CoS	L.Dickey 40
N 21	@ Washington Redskins.....	L	9	10	51,498	RFK	D.Whitehurst 56
N 27	Minnesota Vikings (GB).....	L	6	13	56,267	LF	D.Whitehurst 26
D 4	Detroit Lions (GB).....	W	10	9	56,267	LF	D.Whitehurst 10
D 11	@ Chicago Bears.....	L	10	21	33,557	SF	D.Whitehurst 10
D 18	San Francisco 49ers (Milw).....	W	16	14	44,902	CoS	D.Whitehurst 40
				134	219		752,332
<b>Home: 2-5 (375,110)</b>		<b>Away: 2-5 (377,222)</b>					

Scoring	TD	Ru	Pa	Rt	PAT	FG	S	PTS
Marcol	0	0	0	0	11/14	13/21	0	50
Odom	3	0	3	0	0	0	0	18
Ba.Smith	3	2	1	0	0	0	0	18
Harrell	2	1	0	1	0	0	0	12
Buchanon	1	0	0	1	0	0	0	6
McGeorge	1	0	1	0	0	0	0	6
*Middleton	1	0	0	1	0	0	0	6
Payne	1	0	1	0	0	0	0	6
Torkelson	1	1	0	0	0	0	0	6
*Whitehurst	1	1	0	0	0	0	0	6
<b>Packers</b>	<b>14</b>	<b>5</b>	<b>6</b>	<b>3</b>	<b>11/14</b>	<b>13/21</b>	<b>0</b>	<b>134</b>
<b>Opponents</b>	<b>27</b>	<b>16</b>	<b>10</b>	<b>1</b>	<b>22/26</b>	<b>11/23</b>	<b>1</b>	<b>219</b>

Field Goals	1-19	20-29	30-39	40-49	50+
Marcol	2/2	2/3	4/8	5/6	0/2
<b>Packers</b>	<b>2/2</b>	<b>2/3</b>	<b>4/8</b>	<b>5/6</b>	<b>0/2</b>
<b>Opponents</b>	<b>0/0</b>	<b>5/8</b>	<b>5/7</b>	<b>1/7</b>	<b>0/1</b>
<b>Marcol:</b>	<b>(19G)(34G)(53N)(36N)(21G,32G)</b>				
	<b>(31N,40G,44G)(50N,31G)(39N)</b>				
	<b>(40G,42G,44G)(37G)(19G)</b>				
	<b>(24G,45N,31N,28N)</b>				
<b>Opponents:</b>	<b>(42N,32G)(36N,32G)(22G,44B,29N,35N,29G,41N)(47G,20G)(23G,22G)(48N,32G,41N)(35G,47B)(21G,31G)(44N)(29N)</b>				

	GB	Opp
<b>Total First Downs</b>	195	261
Rushing	81	140
Passing	91	105
Penalty	23	16
<b>Third Downs</b>	66/209	89/211
Efficiency	31.6	42.2
<b>Fourth Downs</b>	0/0	0/0
Efficiency	0.0	0.0
<b>Total Net Yards</b>	3212	4033
Avg. Per Game	229.4	288.1
Total Plays	828	938
Avg. Per Play	3.9	4.3
<b>Net Yards Rushing</b>	1464	2314
Avg. Per Game	104.6	165.3
Total Rushes	469	582
<b>Net Yards Passing</b>	1748	1719
Avg. Per Game	124.9	122.8
Sacked/Yards Lost	32/265	37/323
Gross Yards	2013	2042
Att./Completions	327/164	319/186
Completion Pct.	50.2	58.3
Had Intercepted	21	13
<b>Punts/Average</b>	86/39.4	76/36.5
Net Punting Avg.	86/33.7	76/31.0
<b>Penalties/Yards</b>	82/690	101/799
<b>Fumbles/Ball Lost</b>	24/9	27/11
<b>Touchdowns</b>	14	27
Rushing	5	16
Passing	6	10
Returns	3	1

	Rushing	No	Yds	Avg	Long	TD
Ba.Smith	166	554	3.3	11	2	
Torkelson	103	309	3.0	29	1	
*Simpson	60	204	3.4	40	0	
Harrell	60	140	2.3	9	1	
*Middleton	35	97	2.8	16	0	
*Whitehurst	14	55	3.9	19	1	
*Culbreath	12	53	4.4	18	0	
Brockington	11	25	2.3	8	0	
Dickey	5	24	4.8	10	0	
Odom	1	6	6.0	6	0	
Beverly	2	-3	-1.5	0	0	
<b>Packers</b>	<b>469</b>	<b>1464</b>	<b>3.1</b>	<b>40</b>	<b>5</b>	
<b>Opponents</b>	<b>582</b>	<b>2314</b>	<b>4.0</b>	<b>58</b>	<b>16</b>	

Interceptions	No	Yds	Avg	Long	TD
Luke	4	9	2.3	7	0
McCoy	4	2	0.5	2	0
Buchanon	2	41	20.5	29t	1
Carr	1	15	15.0	15	0
Gray	1	12	12.0	12	0
Toner	1	10	10.0	10	0
<b>Packers</b>	<b>13</b>	<b>89</b>	<b>6.8</b>	<b>29t</b>	<b>1</b>
<b>Opponents</b>	<b>21</b>	<b>349</b>	<b>16.6</b>	<b>95t</b>	<b>1</b>

NFC Central	W	L	T	Pct	Pts	OP
Minnesota	9	5	0	.643	231	227
Chicago	9	5	0	.643	255	253
Detroit	6	8	0	.429	183	252
<b>Green Bay</b>	<b>4</b>	<b>10</b>	<b>0</b>	<b>.286</b>	<b>134</b>	<b>219</b>
Tampa Bay	2	12	0	.143	103	223

Punting	No	Yds	Avg	TB	In	Lg	B
Beverly	85	3391	39.9	9	16	59	1
<b>Packers</b>	<b>86</b>	<b>3391</b>	<b>39.4</b>	<b>9</b>	<b>16</b>	<b>59</b>	<b>1</b>
<b>Opponents</b>	<b>76</b>	<b>2776</b>	<b>36.5</b>	<b>5</b>	<b>17</b>	<b>57</b>	<b>2</b>

By Quarter	Q1	Q2	Q3	Q4	OT	Pts
Packers	53	49	22	10	0	134
Opponents	44	76	21	78	0	219

Receiving	No	Yds	Avg	Long	TD
Ba.Smith	37	340	9.2	42	1
Odom	27	549	20.3	95t	3
O.Smith	22	357	16.2	41	0
Harrell	19	194	10.2	48	0
McGeorge	17	142	8.4	18	1
Torkelson	11	107	9.7	14	0
Vataha	10	109	10.9	20	0
Payne	7	99	14.1	45	1
*Simpson	5	19	3.8	14	0
Askson	2	51	25.5	34	0
Thompson	2	12	6.0	14	0
*Culbreath	2	6	3.0	5	0
Brockington	2	1	0.5	6	0
*Middleton	1	27	27.0	27	0
<b>Packers</b>	<b>164</b>	<b>2013</b>	<b>12.3</b>	<b>95t</b>	<b>6</b>
<b>Opponents</b>	<b>186</b>	<b>2042</b>	<b>11.0</b>	<b>59t</b>	<b>10</b>

Punt Returns	Ret	FC	Yds	Avg	Long	TD
Harrell	28	10	253	9.0	75t	1
Gray	10	3	68	6.8	24	0
<b>Packers</b>	<b>38</b>	<b>13</b>	<b>321</b>	<b>8.4</b>	<b>75t</b>	<b>1</b>
<b>Opponents</b>	<b>53</b>	<b>4</b>	<b>311</b>	<b>5.9</b>	<b>18</b>	<b>0</b>

Kickoff Returns	No	Yds	Avg	Long	TD
Odom	23	468	20.3	37	0
Wagner	6	62	10.3	20	0
*Culbreath	5	82	16.4	30	0
*Middleton	4	141	35.3	85t	1
Thompson	4	82	20.5	30	0
Harrell	3	48	16.0	24	0
Torkelson	2	36	18.0	25	0
*Gofourth	1	13	13.0	13	0
Gueno	1	0	0.0	0	0
*Moresco	1	15	15.0	15	0
*Simpson	1	0	0.0	0	0
<b>Packers</b>	<b>51</b>	<b>947</b>	<b>18.6</b>	<b>85t</b>	<b>1</b>
<b>Opponents</b>	<b>39</b>	<b>786</b>	<b>20.2</b>	<b>68</b>	<b>0</b>

## Primary Starters

WR	S.Odom	LE	*M.Butler
LT	M.Koncar	LT	D.Roller
LG	S.Knutson	RT	D.Pureifory
	D.Havig	RE	R.Barber
C	L.McCarren	LLB	T.Toner
RG	M.Jackson	G	G.Weaver
RT	D.Himes	MLB	J.Carter
TE	R.McGeorge	RLB	F.Carr
WR	O.Smith	LCB	W.Buchanon
QB	L.Dickey	RCB	M.C.McCoy
	*D.Whitehurst	SS	S.Luke
RB	E.Torkelson	FS	J.Gray
FB	Ba.Smith		

Passing	Att	Cmp	Yds	Cmp%	Yds/Att	TD	TD%	Int	Int%	LG	Sck/Yds	Rtng
Dickey	220	113	1346	51.4	6.12	5	2.3	14	6.4	95t	21/187	51.4
*Whitehurst	105	50	634	47.6	6.04	1	1.0	7	6.7	48	10/68	42.3
Dowling	1	0	0.0	0.0	0.00	0	0.0	0	0.0	0	0/0	39.6
Harrell	1	1	33	100.0	33.00	0	0.0	0	0.0	33	1/10	118.8
<b>Packers</b>	<b>327</b>	<b>164</b>	<b>2013</b>	<b>50.2</b>	<b>6.16</b>	<b>6</b>	<b>1.8</b>	<b>21</b>	<b>6.4</b>	<b>95t</b>	<b>32/265</b>	<b>48.9</b>
<b>Opponents</b>	<b>319</b>	<b>186</b>	<b>2042</b>	<b>58.3</b>	<b>6.40</b>	<b>10</b>	<b>3.1</b>	<b>13</b>	<b>4.1</b>	<b>59t</b>	<b>37/323</b>	<b>70.8</b>

\* - rookie

Head Coach:	Bart Starr	GB	Opp	Attend	Site	Starting QB	Temp	
S 3	@ Detroit Lions	W	13	7	51,187	PSD	D.Whitehurst dome	
S 10	New Orleans Saints (Milw)	W	28	17	54,336	CoS	D.Whitehurst 85	
S 17	Oakland Raiders (GB)	L	3	28	55,903	LF	D.Whitehurst 65	
S 24	@ San Diego Chargers	W	24	3	42,755	SDS	D.Whitehurst 102	
O 1	Detroit Lions (Milw)	W	35	14	54,601	CoS	D.Whitehurst 62	
O 8	Chicago Bears (GB)	W	24	14	56,267	LF	D.Whitehurst 48	
O 15	Seattle Seahawks (Milw)	W	45	28	52,712	CoS	D.Whitehurst 42	
O 22	@ Minnesota Vikings	L	7	21	47,411	Met	D.Whitehurst 46	
O 29	Tampa Bay Buccaneers (GB)	W	9	7	55,108	LF	D.Whitehurst 50	
N 5	@ Philadelphia Eagles	L	3	10	64,214	VS	D.Whitehurst 64	
N 12	Dallas Cowboys (Milw)	L	14	42	55,256	CoS	D.Whitehurst 42	
N 19	@ Denver Broncos	L	3	16	74,965	MHS	D.Whitehurst 35	
N 26	Minnesota Vikings (GB)	+T	10	10	51,737	LF	D.Whitehurst 30	
D 3	@ Tampa Bay Buccaneers	W	17	7	67,754	TaS	D.Whitehurst 83	
D 10	@ Chicago Bears	L	0	14	34,306	SF	D.Whitehurst 15	
D 17	@ Los Angeles Rams	L	14	31	42,500	LAC	D.Whitehurst 58	
			249	269	861,012			
<b>Home:</b> 5-2-1 (435,920)		<b>Away:</b> 3-5 (425,092)						+ — overtime

Scoring	TD	Ru	Pa	RT	PAT	FG	S	P	STS
Middleton	12	11	1	0					0 72
Marcol	0	0	0	0	30/30	11/19	0	0	63
*Lofton	6	0	6	0					0 36
Smith	4	4	0	0					0 24
Odom	2	0	1	1					0 12
Thompson	2	0	2	0					0 12
Buchanan	1	0	0	1					0 6
*Landers	1	0	0	1					0 6
Luke	1	0	0	1					0 6
McGeorge	1	0	1	0					0 6
Whitehurst	1	0	0	0					0 6
<b>Packers</b>	<b>31</b>	<b>16</b>	<b>11</b>	<b>4</b>	<b>30/30</b>	<b>11/19</b>	<b>0</b>	<b>0</b>	<b>249</b>
<b>Opponents</b>	<b>36</b>	<b>19</b>	<b>16</b>	<b>1</b>	<b>36/36</b>	<b>5/18</b>	<b>1</b>	<b>269</b>	

Field Goals	1-19	20-29	30-39	40-49	50+
Marcol	2/2	3/5	2/5	4/6	0/1
<b>Packers</b>	<b>2/2</b>	<b>3/5</b>	<b>2/5</b>	<b>4/6</b>	<b>0/1</b>
<b>Opponents</b>	<b>1/1</b>	<b>2/4</b>	<b>1/6</b>	<b>1/7</b>	<b>0/0</b>
<b>Marcol:</b>	<b>(41G,23G)</b>	<b>(51N)</b>	<b>(34G)</b>	<b>(28N)</b>	<b>(37G)</b>
	<b>(41N)</b>	<b>(41G)</b>	<b>(22G)</b>	<b>(1)</b>	<b>(38N,48G)</b>
	<b>(42G,32N)</b>	<b>(1)</b>	<b>(19G,35N,27N)</b>	<b>(19G,40N)</b>	<b>(27G)</b>
	<b>(1)</b>	<b>(1)</b>	<b>(1)</b>	<b>(1)</b>	<b>(1)</b>
<b>Opponents:</b>	<b>(1)</b>	<b>(37G,42N)</b>	<b>(26N)</b>	<b>(43G)</b>	<b>(1)</b>
	<b>(44N)</b>	<b>(45N)</b>	<b>(35N)</b>	<b>(47N,35N)</b>	<b>(27G,38N)</b>
	<b>(33N)</b>	<b>(1)</b>	<b>(19G,32N,21N)</b>	<b>(40N)</b>	<b>(41N)</b>
	<b>(24G)</b>	<b>(1)</b>	<b>(1)</b>	<b>(1)</b>	<b>(1)</b>

Total First Downs	GB	Opp	Rushing	No	Yds	Avg	Long	TD
Rushing	226	302	Middleton	284	1116	3.9	76t	11
Passing	105	137	Smith	154	567	3.7	33	4
Penalty	20	22	Culbreath	30	92	3.1	15	0
<b>Third Downs</b>	66/226	102/269	Whitehurst	28	67	2.4	18	1
Efficiency	29.2	37.9	Simpson	27	58	2.1	11	0
<b>Fourth Downs</b>	0/0	0/0	*Landers	7	40	5.7	10	0
Efficiency	0.0	0.0	B.Douglass	4	27	6.8	17	0
<b>Possession Avg.</b>	28:02	31:58	Thompson	4	25	6.3	13	0
<b>Total Net Yards</b>	4107	4963	Torkelson	6	18	3.0	6	0
Avg. Per Game	256.7	310.2	*Lofton	3	13	4.3	15	0
Total Plays	944	1131	Beverly	1	0	0.0	0	0
Avg. Per Play	4.4	4.4	*Sproul	2	0	0.0	0	0
<b>Net Yards Rushing</b>	2023	2439	Sparks	550	2023	3.7	76t	16
Avg. Per Game	126.4	152.4	<b>Opponents</b>	<b>620</b>	<b>2439</b>	<b>3.9</b>	<b>33t</b>	<b>19</b>
Total Rushes	550	620						
<b>Net Yards Passing</b>	2084	2524						
Avg. Per Game	130.3	157.8						
Sacked/Yards Lost	37/274	48/386						
Gross Yards	2358	2910						
Att./Completions	357/180	463/254						
Completion Pct.	50.4	54.9						
Had Intercepted	18	27						
<b>Punts/Average</b>	106/35.5	90/37.9						
Net Punting Avg.	106/31.1	90/32.0						
<b>Penalties/Yards</b>	99/776	116/949						
<b>Fumbles/Ball Lost</b>	35/24	40/20						
<b>Touchdowns</b>	31	36						
Rushing	16	19						
Passing	11	16						
Returns	4	1						

NFC Central	W	L	T	Pct	Pts	OP
Minnesota	8	7	1	.531	294	306
<b>Green Bay</b>	<b>8</b>	<b>7</b>	<b>1</b>	<b>.531</b>	<b>249</b>	<b>269</b>
Detroit	7	9	0	.438	290	300
Chicago	7	9	0	.438	253	274
Tampa Bay	5	11	0	.313	241	259

Receiving	No	Yds	Avg	Long	TD
*Lofton	46	818	17.8	58t	6
Smith	37	256	6.9	24	0
Middleton	34	332	9.8	50	2
Thompson	26	527	20.3	57	1
McGeorge	23	247	10.7	25	1
Culbreath	7	78	11.1	19	0
Odom	4	60	15.0	18t	1
Torkelson	2	36	18.0	31	0
Simpson	1	4	4.0	4	0
<b>Packers</b>	<b>180</b>	<b>2358</b>	<b>13.1</b>	<b>58t</b>	<b>11</b>
<b>Opponents</b>	<b>254</b>	<b>2910</b>	<b>11.5</b>	<b>53</b>	<b>16</b>

Interceptions	No	Yds	Avg	Long	TD
Buchanan	9	93	10.3	77t	1
*Anderson	5	27	5.4	12	0
Gray	3	66	22.0	66	0
McCoy	3	34	11.3	23	0
*Hood	3	18	6.0	18	0
Luke	2	91	45.5	63t	1
*Hunt	1	10	10.0	10	0
Barzilauskas	1	5	5.0	5	0
<b>Packers</b>	<b>27</b>	<b>344</b>	<b>12.7</b>	<b>77t</b>	<b>2</b>
<b>Opponents</b>	<b>18</b>	<b>262</b>	<b>14.6</b>	<b>44t</b>	<b>1</b>

Punting	No	Yds	Avg	TB	In	Lg	B
Beverly	106	3759	35.5	9	20	57	0
<b>Packers</b>	<b>106</b>	<b>3759</b>	<b>35.5</b>	<b>9</b>	<b>20</b>	<b>57</b>	<b>0</b>
<b>Opponents</b>	<b>90</b>	<b>3411</b>	<b>37.9</b>	<b>7</b>	<b>23</b>	<b>61</b>	<b>1</b>

Punt Returns	Ret	FC	Yds	Avg	Long	TD
Odom	33	7	298	9.0	48	0
Gray	11	6	95	8.6	22	0
*Sampson	1	0	0	0.0	0	0
Tullis	1	0	0	0.0	0	0
<b>Packers</b>	<b>46</b>	<b>13</b>	<b>393</b>	<b>8.5</b>	<b>48</b>	<b>0</b>
<b>Opponents</b>	<b>51</b>	<b>22</b>	<b>286</b>	<b>5.6</b>	<b>16</b>	<b>0</b>

Kickoff Returns	No	Yds	Avg	Long	TD
Odom	25	677	27.1	95t	1
Thompson	6	124	20.7	31	0
Wagner	6	84	14.0	17	0
Culbreath	4	58	14.5	20	0
*Hood	3	74	24.7	26	0
Gueno	1	9	9.0	9	0
E.Johnson	1	14	14.0	14	0
*Landers	1	0	0.0	0	0
*Lofton	1	0	0.0	0	0
McGeorge	1	0	0.0	0	0
Middleton	1	22	22.0	22	0
*Sampson	1	23	23.0	23	0
Smith	1	0	0.0	0	0
<b>Packers</b>	<b>52</b>	<b>1085</b>	<b>20.9</b>	<b>95t</b>	<b>1</b>
<b>Opponents</b>	<b>52</b>	<b>1015</b>	<b>19.5</b>	<b>32</b>	<b>0</b>

### Primary Starters

WR	*J.Lofton	LE	M.Butler
LT	T.Stokes	LT	D.Roller
LG	D.Gofourth	RT	C.Barzilauskas
C	L.McCarren	RE	E.Johnson
RG	M.Jackson	LLB	G.Weaver
RT	G.Koch	MLB	*M.Hunt
TE	R.McGeorge	RLB	*J.Anderson
WR	A.Thompson	LCB	W.Buchanan
QB	D.Whitehurst	RCB	M.C.McCoy
RB	T.Middleton	SS	S.Luke
FB	B.Smith	FS	J.Gray

Passing	Att	Cmp	Yds	Cmp%	Yds/Att	TD	TD%	Int	Int%	LG	Sck/Yds	Rtng
Whitehurst	328	168	2093	51.2	6.38	10	3.0	17	5.2	58t	35/258	59.9
*Sproul	13	5	87	38.5	6.69	0	0.0	0	0.0	25	1/7	62.0
B.Douglass	12	5	90	41.7	7.50	1	8.3	1	8.3	30	1/9	61.1
Beverly	2	2	88	100.0	44.00	0	0.0	0	0.0	57	0/0	118.8
Lofton	2	0	0	0.0	0.00	0	0.0	0	0.0	0	0/0	39.6
<b>Packers</b>	<b>357</b>	<b>180</b>	<b>2358</b>	<b>50.4</b>	<b>6.61</b>	<b>11</b>	<b>3.1</b>	<b>18</b>	<b>5.0</b>	<b>58t</b>	<b>37/274</b>	<b>60.9</b>
<b>Opponents</b>	<b>463</b>	<b>254</b>	<b>2910</b>	<b>54.9</b>	<b>6.29</b>	<b>16</b>	<b>3.5</b>	<b>27</b>	<b>5.8</b>	<b>53</b>	<b>48/386</b>	<b>61.2</b>

Community  
Admin & Coaches  
Veterans  
Draft & Free Agents  
2017 Review  
1978  
Lambeau Field  
Misc.

# 1979-11-0, .313, FOURTH, NFC CENTRAL

Head Coach:	Bart Starr	GB	Opp	Attend	Site	Starting QB	Temp
S 2	@ Chicago Bears	L	3	6	56,515	SF	D.Whitehurst 77
S 9	New Orleans Saints (Milw)	W	28	19	53,184	CoS	D.Whitehurst 66
S 16	Tampa Bay Buccaneers (GB)	L	10	21	55,498	LF	D.Whitehurst 72
S 23	@ Minnesota Vikings	L	21	27	46,524	Met	D.Whitehurst 60
O 1	New England Patriots (GB)	W	27	14	52,842	LF	D.Whitehurst 54
O 7	@ Atlanta Falcons	L	7	25	56,184	FCS	D.Whitehurst 70
O 14	Detroit Lions (Milw)	W	24	16	53,930	CoS	D.Whitehurst 56
O 21	@ Tampa Bay Buccaneers	L	3	21	67,186	TaS	D.Whitehurst 83
O 28	@ Miami Dolphins	L	7	27	47,741	OB	D.Whitehurst 79
N 4	New York Jets (GB)	L	22	27	54,201	LF	D.Whitehurst 44
N 11	Minnesota Vikings (Milw)	W	19	7	52,706	CoS	D.Whitehurst 37
N 18	@ Buffalo Bills	L	12	19	39,679	RiS	D.Whitehurst 43
N 25	Philadelphia Eagles (GB)	L	10	21	50,023	LF	D.Whitehurst 40
D 2	@ Washington Redskins	L	21	38	51,682	RfK	L.Dickey 42
D 9	Chicago Bears (GB)	L	14	15	54,207	LF	L.Dickey 35
D 15	@ Detroit Lions	W	18	13	57,376	PSD	L.Dickey dome
				246	316	849,478	
<b>Home:</b> 4-4 (426,591)		<b>Away:</b> 1-7 (422,887)					

Scoring	TD	Ru	Pa	Rt	PAT	FG	\$	PTS
Birney	0	0	0	0	7/10	7/9	0	28
Marcol	0	0	0	0	16/18	4/10	0	28
Coffman	4	0	4	0				24
Lofton	4	0	4	0				24
Smith	4	3	1	0				24
A.Thompson	4	0	3	1				24
Whitehurst	4	4	0	0				24
Middleton	3	2	1	0				18
Torkelson	3	3	0	0				18
*Atkins	1	1	0	0				6
Butler	1	0	0	1				6
Landers	1	0	1	0				6
Simpson	1	1	0	0				6
Tullis	1	0	1	0				6
Anderson	0	0	0	0	1/2	1/1	0	4
<b>Packers</b>	<b>31</b>	<b>14</b>	<b>15</b>	<b>2</b>	<b>24/30</b>	<b>12/20</b>	<b>0</b>	<b>246</b>
<b>Opponents</b>	<b>37</b>	<b>14</b>	<b>21</b>	<b>2</b>	<b>32/35</b>	<b>20/33</b>	<b>1</b>	<b>316</b>

	GB	Opp	Rushing	No	Yds	Avg	Long	TD
<b>First Downs</b>	279	327	Middleton	131	495	3.8	28	2
Total Rushing	121	162	Torkelson	98	401	4.1	15	3
Passing	133	146	*Atkins	42	239	5.7	60	1
Penalty	25	19	Simpson	66	235	3.6	22	1
<b>Third Downs</b>	85/224	114/248	Smith	57	201	3.5	23	3
Efficiency	37.9	46.0	Patton	37	134	3.6	14	0
<b>Fourth Downs</b>	0/0	0/0	Whitehurst	18	73	4.1	17	4
Efficiency	0.0	0.0	Landers	17	41	2.4	14	0
<b>Possession Avg.</b>	27:50	32:10	*Ivery	3	24	8.0	11	0
<b>Total Net Yards</b>	4542	5647	Wagner	1	16	16.0	16	0
Avg. Per Game	283.9	352.9	Dickey	5	13	2.6	8	0
Total Plays	974	1114	Culbreath	5	8	1.6	6	0
Avg. Per Play	4.7	5.1	Lofton	1	-1	-1.0	-1	0
<b>Net Yards Rushing</b>	1861	2885	A.Thompson	2	-18	-9.0	-7	0
Avg. Per Game	116.3	180.3	<b>Packers</b>	<b>483</b>	<b>1861</b>	<b>3.9</b>	<b>60</b>	<b>14</b>
Total Rushes	483	639	<b>Opponents</b>	<b>639</b>	<b>2885</b>	<b>4.5</b>	<b>80</b>	<b>14</b>
<b>Net Yards Passing</b>	2681	2762						
Avg. Per Game	167.6	172.6						
Sacked/Yards Lost	47/376	35/279						
Gross Yards	3057	3041						
Att./Completions	444/240	440/249						
Completion Pct.	54.1	56.6						
Had Intercepted	22	18						
<b>Punts/Average</b>	69/40.4	64/39.3						
Net Punting Avg.	69/34.8	64/34.3						
<b>Penalties/Yards</b>	93/681	106/912						
<b>Fumbles/Ball Lost</b>	37/22	30/14						
<b>Touchdowns</b>	31	37						
Rushing	14	14						
Passing	15	21						
Returns	2	2						

NFC Central	W	L	T	Pct	Pts	OP
Tampa Bay	10	6	0	.625	273	237
Chicago	10	6	0	.625	306	249
Minnesota	7	9	0	.438	259	337
<b>Green Bay</b>	<b>5</b>	<b>11</b>	<b>0</b>	<b>.313</b>	<b>246</b>	<b>316</b>
Detroit	2	14	0	.125	219	365

Receiving	No	Yds	Avg	Long	TD
Coffman	56	711	12.7	78t	4
Lofton	54	968	17.9	52	4
A.Thompson	25	395	15.8	50	3
Smith	19	155	8.2	22	1
Torkelson	19	139	7.3	14	0
Middleton	18	155	8.6	29	1
Simpson	11	46	4.2	10	0
Tullis	10	173	17.3	52t	1
*Atkins	10	89	8.9	19	0
*Cassidy	6	102	17.0	23	0
Patton	6	41	6.8	9	0
Landers	5	60	12.0	55t	1
Gueno	1	23	23.0	23	0
<b>Packers</b>	<b>240</b>	<b>3057</b>	<b>12.7</b>	<b>78t</b>	<b>15</b>
<b>Opponents</b>	<b>249</b>	<b>3041</b>	<b>12.2</b>	<b>50t</b>	<b>21</b>

Field Goals	1-19	20-29	30-39	40-49	50+
Marcol	0/0	1/2	2/5	1/3	0/0
Birney	0/0	3/3	2/2	2/3	0/1
Anderson	0/0	0/0	1/1	0/0	0/0
<b>Packers</b>	<b>0/0</b>	<b>4/5</b>	<b>5/8</b>	<b>3/6</b>	<b>0/1</b>
<b>Opponents</b>	<b>1/2</b>	<b>6/8</b>	<b>10/13</b>	<b>3/10</b>	<b>0/0</b>
<b>Marcol:</b>	(32N,28G)(38G)(38N,27N)				
<b>(46N,32G)(32N,42G,46N)(0)(0)(0)(0)(0)</b>					
<b>Birney:</b>	(0)(0)(0)(0)(0)(0)(0)(25G,32G)(33G)(52N)(27G,25G,46G,46N,41G)				
<b>Anderson:</b>	(0)(0)(0)(0)(0)(0)(39G)(0)(0)(0)(0)				
<b>Opponents:</b>	(44N,25G,19G)(23G,27G,19N)(32N,42N,47N)(43N)(42N)(23G,48G,42G,27N)(33G)(46N,26G,36G)(32N,24G,39G)(41N,37G,34G,31G,32G)(33G)(34G,33G,33N,28N,44G)(0)				

Interceptions	No	Yds	Avg	Long	TD
Gray	5	66	13.2	35	0
Douglass	3	73	24.3	46	0
McCoy	3	60	20.0	38	0
*Wingo	2	13	6.5	13	0
Hood	2	8	4.0	6	0
Hunt	1	13	13.0	13	0
Luke	1	10	10.0	10	0
*C.Johnson	1	0	0.0	0	0
<b>Packers</b>	<b>18</b>	<b>243</b>	<b>13.5</b>	<b>46</b>	<b>0</b>
<b>Opponents</b>	<b>22</b>	<b>247</b>	<b>11.2</b>	<b>66t</b>	<b>2</b>

Punting	No	Yds	Avg	TB	In	Lg	B
Beverly	69	2785	40.4	4	11	65	0
<b>Packers</b>	<b>69</b>	<b>2785</b>	<b>40.4</b>	<b>4</b>	<b>11</b>	<b>65</b>	<b>0</b>
<b>Opponents</b>	<b>64</b>	<b>2516</b>	<b>39.3</b>	<b>9</b>	<b>21</b>	<b>68</b>	<b>0</b>

Punt Returns	Ret	FC	Yds	Avg	Long	TD
Odom	15	5	80	5.3	19	0
Gray	13	8	61	4.7	18	0
<b>Packers</b>	<b>28</b>	<b>13</b>	<b>141</b>	<b>5.0</b>	<b>19</b>	<b>0</b>
<b>Opponents</b>	<b>43</b>	<b>7</b>	<b>305</b>	<b>7.1</b>	<b>19</b>	<b>0</b>

Kickoff Returns	No	Yds	Avg	Long	TD
Odom	29	622	21.4	31	0
A.Thompson	15	346	23.1	100t	1
McCoy	11	248	22.5	41	0
Sampson	3	45	15.0	21	0
S.Johnson	1	16	16.0	16	0
Wagner	1	8	8.0	8	0
*Wellman	1	10	10.0	10	0
<b>Packers</b>	<b>61</b>	<b>1295</b>	<b>21.2</b>	<b>100t</b>	<b>1</b>
<b>Opponents</b>	<b>50</b>	<b>999</b>	<b>20.0</b>	<b>69</b>	<b>0</b>

Passing	Att	Cmp	Yds	Cmp%	Yds/Att	TD	Int	Int%	LG	Sck/Yds	Rtg	
Whitehurst	322	179	2247	55.6	6.98	10	3.1	18	5.6	78t	32/256	64.5
Dickey	119	60	787	50.4	6.61	5	4.2	4	3.4	52t	15/120	71.7
Beverly	2	1	23	50.0	11.50	0	0.0	0	0.0	23	0/0	91.7
Lofton	1	0	0	0.0	0.00	0	0.0	0.0	0.0	0	0/0	39.6
<b>Packers</b>	<b>444</b>	<b>240</b>	<b>3057</b>	<b>54.1</b>	<b>6.89</b>	<b>15</b>	<b>3.4</b>	<b>22</b>	<b>5.0</b>	<b>78t</b>	<b>47/376</b>	<b>66.4</b>
<b>Opponents</b>	<b>440</b>	<b>249</b>	<b>3041</b>	<b>56.6</b>	<b>6.91</b>	<b>21</b>	<b>4.8</b>	<b>18</b>	<b>4.1</b>	<b>50t</b>	<b>35/279</b>	<b>76.9</b>

Primary Starters			
WR	J.Lofton	LE	M.Butler
LT	M.Koncar	LT	E.Edwards
LG	D.Gofourth	RT	T.Jones
C	L.McCarren	RE	*C.Johnson
RG	L.Harris	RT	E.Johnson
RT	G.Koch	R	R.Barber
TE	P.Coffman	LLB	G.Weaver
WR	A.Thompson	MLB	*R.Wingo
QB	D.Whitehurst	RCB	M.Douglass
RB	T.Middleton	LCB	E.Hood
FB	E.Torkelson	RCB	M.C.McCoy
	B.Smith	FS	J.Gray
		SS	S.Luke

Community  
Admin. & Coaches  
Veterans  
Draft & Free Agents  
2017 Review  
1979  
Lambeau Field  
Misc.

# 5-10-1, .344, FIFTH, NFC CENTRAL 1980

Head Coach:	Bart Starr	GB	Opp	Attend	Site	Starting QB	Temp	
S 7	Chicago Bears (GB)	+W	12	6	54,381	LF	L.Dickey 70	
S 14	Detroit Lions (Milw)	L	7	29	53,099	CoS	L.Dickey 59	
S 21	@ Los Angeles Rams	L	21	51	63,850	AnS	L.Dickey 78	
S 28	Dallas Cowboys (Milw)	L	7	28	54,776	CoS	L.Dickey 57	
O 5	Cincinnati Bengals (GB)	W	14	9	55,006	LF	L.Dickey 48	
O 12	@ Tampa Bay Buccaneers	+T	14	14	64,854	TaS	L.Dickey 81	
O 19	@ Cleveland Browns	L	21	26	75,548	CMS	L.Dickey 51	
O 26	Minnesota Vikings (GB)	W	16	3	56,191	LF	L.Dickey 36	
N 2	@ Pittsburgh Steelers	L	20	22	52,165	TRS	L.Dickey 44	
N 9	San Francisco 49ers (Milw)	W	23	16	54,475	CoS	L.Dickey 52	
N 16	@ New York Giants	L	21	27	76,609	GS	L.Dickey 43	
N 23	@ Minnesota Vikings	W	25	13	47,234	Met	L.Dickey 35	
N 30	Tampa Bay Buccaneers (Milw)	L	17	20	54,225	CoS	L.Dickey 42	
D 7	@ Chicago Bears	L	7	61	57,176	SF	L.Dickey 57	
D 14	Houston Oilers (GB)	L	3	22	53,201	LF	L.Dickey 20	
D 21	@ Detroit Lions	L	3	24	75,111	PSD	L.Dickey dome	
			231	371	947,901			
<b>Home:</b> 4-4 (435,354)		<b>Away:</b> 1-6-1 (512,547)						+ — overtime

Scoring	TD	Ru	Pa	Rt	PAT	FG	S	P	T
*Ellis	8	5	3	0					0 48
CoS	0	0	0	0	14/18	6/12	0	0	32
Ivery	4	3	1	0					24
Lofton	4	0	4	0					24
Marcol	1	0	0	1	7/7	2/3	0	0	19
Coffman	3	0	3	0					18
Atkins	2	1	1	0					12
Middleton	2	2	0	0					12
Stenerud	0	0	0	0	3/3	3/5	0	0	12
A.Thompson	2	0	2	0					12
Dickey	1	1	0	0					6
Huckleby	1	1	0	0					6
Larson	1	0	1	0					6
<b>Packers</b>	<b>29</b>	<b>13</b>	<b>15</b>	<b>1</b>	<b>24/28</b>	<b>11/20</b>	<b>0</b>	<b>0</b>	<b>231</b>
<b>Opponents</b>	<b>43</b>	<b>19</b>	<b>19</b>	<b>5</b>	<b>36/42</b>	<b>25/27</b>	<b>1</b>	<b>371</b>	

Field Goals	1-19	20-29	30-39	40-49	50+
Birney	0/0	1/2	4/6	0/2	1/2
Stenerud	0/0	1/1	1/1	1/1	0/0
Marcol	0/0	0/0	0/1	2/2	0/0
<b>Packers</b>	<b>0/0</b>	<b>2/3</b>	<b>5/8</b>	<b>3/7</b>	<b>1/2</b>
<b>Opponents</b>	<b>1/1</b>	<b>10/10</b>	<b>7/7</b>	<b>7/9</b>	<b>0/0</b>
<b>Birney:</b>	(0)(0)(0)(47N,24N,36N)(0)(36G)(0)(50G,39G,32G)(53N,42N)(24G,30N,33G)(0)(0)(0)				
<b>Marcol:</b>	(41G,46G,35B)(0)(0)(0)				
<b>Stenerud:</b>	(0)(0)(0)(0)(0)(0)(0)(0)(40G,45N)(47B)(28G)(33G)				
<b>Opponents:</b>	(42G,34G)(32G,39G,43G,42G,23G)(29G)(0)(20G,34G,31G)(0)(40G,42G)(44N,47G)(27G,18G)(24G)(24G,32G)(22G,23G)(39G,44N,20G)(0)(27G)(41G)				

Total First Downs	GB	Opp	Rushing	No	Yds	Avg	Long	TD
Rushing	307	316	Ivery	202	831	4.1	38	3
Passing	119	136	*Ellis	126	545	4.3	22	5
Penalty	164	166	Atkins	67	216	3.2	16	1
	24	14	Middleton	56	155	2.8	15	2
<b>Third Downs</b>	91/235	102/237	Beverly	6	21	3.5	11	0
Efficiency	38.7	43.0	Huckleby	6	11	1.8	9	1
<b>Fourth Downs</b>	0/0	0/0	Dickey	19	11	0.6	7	1
Efficiency	0.0	0.0	V.Anderson	4	5	1.3	4	0
<b>Possession Avg.</b>	30:17	29:43	A.Thompson	5	5	1.0	16	0
<b>Total Net Yards</b>	5097	5782	Coffman	1	3	3.0	3	0
Avg. Per Game	318.6	361.4	Smith	1	3	3.0	3	0
Total Plays	1047	1059	<b>Packers</b>	<b>493</b>	<b>1806</b>	<b>3.7</b>	<b>38</b>	<b>13</b>
Avg. Per Play	4.9	5.5	<b>Opponents</b>	<b>565</b>	<b>2399</b>	<b>4.2</b>	<b>48</b>	<b>19</b>
<b>Net Yards Rushing</b>	1806	2399						
Avg. Per Game	112.9	149.9						
Total Rushes	493	565						
<b>Net Yards Passing</b>	3291	3383						
Avg. Per Game	205.7	211.4						
Sacked/Yards Lost	43/360	34/234						
Gross Yards	3651	3617						
Att./Completions	511/289	460/259						
Completion Pct.	56.6	56.3						
Had Intercepted	29	13						
<b>Punts/Average</b>	87/38.2	83/39.1						
Net Punting Avg.	87/32.7	83/32.9						
<b>Penalties/Yards</b>	84/697	109/872						
<b>Fumbles/Ball Lost</b>	36/12	27/14						
<b>Touchdowns</b>	29	43						
Rushing	13	19						
Passing	15	19						
Returns	1	5						
<b>By Quarter</b>	<b>Q1</b>	<b>Q2</b>	<b>Q3</b>	<b>Q4</b>	<b>OT</b>	<b>Pts</b>		
Packers	21	91	33	80	6	231		
Opponents	64	135	65	107	0	371		

NFC Central	W	L	T	Pct	Pts	OP
Minnesota	9	7	0	.563	317	308
Detroit	9	7	0	.563	334	272
Chicago	7	9	0	.438	304	264
Tampa Bay	5	10	1	.344	271	341
<b>Green Bay</b>	<b>5</b>	<b>10</b>	<b>1</b>	<b>.344</b>	<b>231</b>	<b>371</b>

Receiving	No	Yds	Avg	Long	TD
Lofton	71	1226	17.3	47	4
Ivery	50	481	9.6	46	1
*Ellis	48	496	10.3	69	3
Coffman	42	496	11.8	25	3
A.Thompson	40	609	15.2	55	2
Middleton	13	59	4.5	17	0
Atkins	7	47	6.7	16	0
Cassidy	5	109	21.8	43	0
*Nixon	4	78	19.5	32	0
Larson	4	37	9.3	21	0
Huckleby	3	11	3.7	8	0
V.Anderson	2	2	1.0	2	0
<b>Packers</b>	<b>289</b>	<b>3651</b>	<b>12.6</b>	<b>69</b>	<b>15</b>
<b>Opponents</b>	<b>259</b>	<b>3617</b>	<b>14.0</b>	<b>87</b>	<b>19</b>

Interceptions	No	Yds	Avg	Long	TD
Gray	5	54	10.8	21	0
Turner	2	13	6.5	13	0
*Jolly	2	2	1.0	2	0
Rudzinski	1	14	14.0	14	0
Luke	1	9	9.0	9	0
Hood	1	0	0.0	0	0
McCoy	1	0	0.0	0	0
<b>Packers</b>	<b>13</b>	<b>92</b>	<b>7.1</b>	<b>21</b>	<b>0</b>
<b>Opponents</b>	<b>29</b>	<b>483</b>	<b>16.7</b>	<b>99</b>	<b>4</b>

Punting	No	Yds	Avg	Long	In	Lg	B
Beverly	86	3294	38.3	6	18	55	0
Marcol	1	33	33.0	1	0	33	0
<b>Packers</b>	<b>87</b>	<b>3327</b>	<b>38.2</b>	<b>7</b>	<b>18</b>	<b>55</b>	<b>0</b>
<b>Opponents</b>	<b>83</b>	<b>3247</b>	<b>39.1</b>	<b>11</b>	<b>23</b>	<b>61</b>	<b>1</b>

Kickoff Returns	No	Yds	Avg	Long	TD
*Lee	30	589	19.6	35	0
A.Thompson	15	283	18.9	57	0
McCoy	14	261	18.6	32	0
*Nixon	6	160	26.7	54	0
Gray	5	63	12.6	18	0
Huckleby	3	59	19.7	21	0
<b>Packers</b>	<b>73</b>	<b>1415</b>	<b>19.4</b>	<b>57</b>	<b>0</b>
<b>Opponents</b>	<b>52</b>	<b>902</b>	<b>17.3</b>	<b>59</b>	<b>0</b>

Primary Starters			
WR	J.Lofton	LE	M.Butler
LT	T.Stokes	NT	C.Johnson
LG	D.Gofourth	RE	E.Johnson
C	L.McCarren	LOLB	J.Anderson
RG	L.Harris	J.Gueno	
RT	G.Koch	LILB	E.O'Neil
TE	P.Coffman	K.Allerman	
WR	A.Thompson	RILB	E.O'Neil (4)
QB	L.Dickey	K.Allerman (3)	
RB	E.Ivery	M.Hunt (3)	
FB	*G.Ellis	ROLB	M.Douglass
		LCB	E.Hood
		RCB	M.C.McCoy
		SS	S.Luke
		FS	J.Gray

Passing	Att	Cmp	Yds	Cmp%	Yds/Att	TD	TD%	Int	Int%	LG	Sck/Yds	Rtng
Dickey	478	278	3529	58.2	7.38	15	3.1	25	5.2	69	37/314	70.0
Whitehurst	15	5	55	33.3	3.67	0	0.0	1	6.7	24	3/19	17.4
Troup	12	4	48	33.3	4.00	0	0.0	3	25.0	24	2/20	6.9
Pisarkiewicz	5	2	19	40.0	3.80	0	0.0	0	0.0	16	1/7	51.3
Beverly	1	0	0	0.0	0.00	0	0.0	0	0.0	0	0/0	39.6
<b>Packers</b>	<b>511</b>	<b>289</b>	<b>3651</b>	<b>56.6</b>	<b>7.14</b>	<b>15</b>	<b>2.9</b>	<b>29</b>	<b>5.7</b>	<b>69</b>	<b>43/360</b>	<b>65.1</b>
<b>Opponents</b>	<b>460</b>	<b>259</b>	<b>3617</b>	<b>56.3</b>	<b>7.86</b>	<b>19</b>	<b>4.1</b>	<b>13</b>	<b>2.8</b>	<b>87</b>	<b>34/234</b>	<b>83.8</b>

Community  
Admin & Coaches  
Veterans  
Draft & Free Agents  
Review  
1980  
Lambeau Field  
Misc.



# 1981 8-8-0, .500, THIRD, NFC CENTRAL

Head Coach:	Bart Starr	GB	Opp	Attend	Site	Starting QB	Temp
S 6	@ Chicago Bears.....	W	16	9	62,411	SF	L.Dickey 70
S 13	Atlanta Falcons (GB).....	L	17	31	55,382	LF	L.Dickey 74
S 20	@ Los Angeles Rams.....	L	23	35	61,286	AnS	L.Dickey 89
S 27	Minnesota Vikings (Milw).....	L	13	30	55,012	CoS	L.Dickey 60
O 4	@ New York Giants.....	W	27	14	73,684	GS	L.Dickey 55
O 11	Tampa Bay Buccaneers (GB).....	L	10	21	55,264	LF	L.Dickey 56
O 18	San Francisco 49ers (Milw).....	L	3	13	50,171	CoS	L.Dickey 40
O 25	@ Detroit Lions.....	L	27	31	76,063	PSD	L.Dickey dome
N 1	Seattle Seahawks (GB).....	W	34	24	49,467	LF	D.Whitehurst 56
N 8	New York Giants (Milw).....	W	26	24	54,138	CoS	L.Dickey 53
N 15	Chicago Bears (GB).....	W	21	17	55,338	LF	D.Whitehurst 53
N 22	@ Tampa Bay Buccaneers.....	L	3	37	63,251	TaS	D.Whitehurst 63
N 29	@ Minnesota Vikings.....	W	35	23	46,025	Met	L.Dickey 33
D 6	Detroit Lions (GB).....	W	31	17	54,481	LF	L.Dickey 40
D 13	@ New Orleans Saints.....	W	35	7	45,518	LSD	L.Dickey dome
D 20	@ New York Jets.....	L	3	28	56,340	ShS	L.Dickey 26

Home: 4-4 (429,253)    Away: 4-4 (424,578)  
 324 361 913,831

Scoring	TD	Ru	Pa	Rt	PAT	FG	S	PTS
Stenerud	0	0	0	0	35/36	22/24	0	101
Huckleby	8	5	3	0			0	48
Lofton	8	0	8	0			0	48
Ellis	7	4	3	0			0	42
Coffman	4	0	4	0			0	24
Jefferson	4	0	4	0			0	24
Hood	1	0	1	0			0	6
Ivory	1	1	0	0			0	6
Lee	1	0	0	1			0	6
Middleton	1	0	1	0			0	6
Swanne	1	0	1	0			0	6
Whitehurst	1	1	0	0			0	6
Wingo	0	0	0	0	1/1		0	1
<b>Packers</b>	<b>37</b>	<b>11</b>	<b>24</b>	<b>2</b>	<b>36/37</b>	<b>22/24</b>	<b>0</b>	<b>324</b>
<b>Opponents</b>	<b>45</b>	<b>21</b>	<b>18</b>	<b>6</b>	<b>43/45</b>	<b>16/24</b>	<b>0</b>	<b>361</b>

Field Goals	1-19	20-29	30-39	40-49	50+
Stenerud	2/2	7/8	9/9	2/3	2/2
<b>Packers</b>	<b>2/2</b>	<b>7/8</b>	<b>9/9</b>	<b>2/3</b>	<b>2/2</b>
<b>Opponents</b>	<b>0/0</b>	<b>4/4</b>	<b>9/12</b>	<b>1/5</b>	<b>2/3</b>
<b>Stenerud:</b>	<b>(33G/44G)</b>	<b>(19G,23G,44G)</b>	<b>(24G,46N,27G)</b>	<b>(50G,35G)</b>	<b>(34G)</b>
<b>Opponents:</b>	<b>(25G)</b>	<b>(32G,42N)</b>	<b>(34G,30G,25G,34N)</b>	<b>(41N)</b>	<b>(26G,32G)</b>

Total First Downs	GB	Opp
Rushing	104	140
Passing	174	168
Penalty	30	18
<b>Third Downs</b>	<b>72/210</b>	<b>103/230</b>
Efficiency	34.3	44.8
<b>Fourth Downs</b>	<b>0/1</b>	<b>2/2</b>
Efficiency	0.0	100.0
<b>Possession Avg.</b>	<b>29:23</b>	<b>30:37</b>
<b>Total Net Yards</b>	<b>4859</b>	<b>5185</b>
Avg. Per Game	303.7	324.1
Total Plays	1044	1087
Avg. Per Play	4.7	4.8
<b>Net Yards Rushing</b>	<b>1670</b>	<b>2098</b>
Avg. Per Game	104.4	131.1
Total Rushes	478	546
<b>Net Yards Passing</b>	<b>3189</b>	<b>3087</b>
Avg. Per Game	199.3	192.9
Sacked/Yards Lost	52/387	36/266
Gross Yards	3576	3353
Att./Completions	514/286	505/284
Completion Pct.	55.6	56.2
Had Intercepted	24	30
<b>Punts/Average</b>	<b>84/39.6</b>	<b>69/39.7</b>
Net Punting Avg.	84/31.4	69/33.8
<b>Penalties/Yards</b>	<b>84/687</b>	<b>108/907</b>
<b>Fumbles/Ball Lost</b>	<b>31/17</b>	<b>42/24</b>
<b>Touchdowns</b>	<b>37</b>	<b>45</b>
Rushing	11	21
Passing	24	18
Returns	2	6

By Quarter	Q1	Q2	Q3	Q4	OT	Pts
Packers	89	108	64	63	0	324
Opponents	51	127	81	102	0	361

Rushing	No	Yds	Avg	Long	TD
Ellis	196	860	4.4	29	4
Huckleby	139	381	2.7	22	5
Middleton	53	181	3.4	34	0
Jensen	27	79	2.9	15	0
Ivory	14	72	5.1	28	1
Whitehurst	15	51	3.4	15	1
Jefferson	2	22	11.0	15	0
Atkins	11	12	1.1	15	0
Dickey	19	6	0.3	13	0
Torkelson	1	4	4.0	4	0
Au.Thompson	1	2	2.0	2	0
<b>Packers</b>	<b>478</b>	<b>1670</b>	<b>3.5</b>	<b>34</b>	<b>11</b>
<b>Opponents</b>	<b>546</b>	<b>2098</b>	<b>3.8</b>	<b>35</b>	<b>21</b>

NFC Central	W	L	T	Pct	Pts	OP
Tampa Bay	9	7	0	.563	315	268
Detroit	8	8	0	.500	397	322
<b>Green Bay</b>	<b>8</b>	<b>8</b>	<b>0</b>	<b>.500</b>	<b>324</b>	<b>361</b>
Minnesota	7	9	0	.438	325	369
Chicago	6	10	0	.375	253	324

Receiving	No	Yds	Avg	Long	TD
Lofton	71	1294	18.2	75t	8
Ellis	65	499	7.7	46t	3
Coffman	55	687	12.5	29	4
Jefferson	39	632	16.2	41	4
Huckleby	27	221	8.2	39t	3
Middleton	12	86	7.2	27	1
Jensen	5	49	9.8	16	0
*G.Lewis	3	31	10.3	15	0
Au.Thompson	2	30	15.0	25	0
Nixon	2	27	13.5	19	0
Ivory	2	10	5.0	8	0
Cassidy	1	6	6.0	6	0
Atkins	1	2	2.0	2	0
Swanne	1	2	2.0	2t	1
<b>Packers</b>	<b>286</b>	<b>3576</b>	<b>12.5</b>	<b>75t</b>	<b>24</b>
<b>Opponents</b>	<b>284</b>	<b>3353</b>	<b>11.8</b>	<b>50t</b>	<b>18</b>

\* - rookie

Interceptions	No	Yds	Avg	Long	TD
Harvey	6	217	36.2	53	0
Lee	6	50	8.3	25	0
Hood	3	59	19.7	41t	1
Murphy	3	57	19.0	50	0
Cumby	3	22	7.3	17	0
Douglass	3	20	6.7	13	0
Anderson	3	12	4.0	8	0
McCoy	2	20	10.0	16	0
Wingo	1	38	38.0	38	0
<b>Packers</b>	<b>30</b>	<b>495</b>	<b>16.5</b>	<b>53</b>	<b>1</b>
<b>Opponents</b>	<b>24</b>	<b>175</b>	<b>9.8</b>	<b>81</b>	<b>3</b>

Punting	No	Yds	Avg	TB	In	Lg	B
Stachowicz	82	3330	40.6	9	16	72	2
<b>Packers</b>	<b>84</b>	<b>3330</b>	<b>39.6</b>	<b>9</b>	<b>16</b>	<b>72</b>	<b>2</b>
<b>Opponents</b>	<b>69</b>	<b>2738</b>	<b>39.7</b>	<b>5</b>	<b>14</b>	<b>58</b>	<b>0</b>

Punt Returns	Ret	FC	Yds	Avg	Long	TD
Lee	20	1	187	9.4	94t	1
Nixon	15	4	118	7.9	17	0
Cassidy	2	0	0	0.0	0	0
*Whitaker	2	0	1	0.5	1	0
Gray	1	1	0	0.0	0	0
<b>Packers</b>	<b>40</b>	<b>10</b>	<b>306</b>	<b>7.7</b>	<b>94</b>	<b>1</b>
<b>Opponents</b>	<b>50</b>	<b>4</b>	<b>511</b>	<b>10.2</b>	<b>56</b>	<b>0</b>

Kickoff Returns	No	Yds	Avg	Long	TD
Lee	14	270	19.3	31	0
Nixon	12	222	18.5	25	0
McCoy	11	221	20.1	36	0
Huckleby	7	134	19.1	27	0
Middleton	6	100	16.7	30	0
Coffman	3	77	25.7	52	0
Gray	2	24	12.0	19	0
*Braggs	1	0	0.0	0	0
Jefferson	1	3	3.0	3	0
Jensen	1	15	15.0	15	0
<b>Packers</b>	<b>58</b>	<b>1066</b>	<b>18.4</b>	<b>52</b>	<b>0</b>
<b>Opponents</b>	<b>70</b>	<b>1183</b>	<b>16.9</b>	<b>42</b>	<b>0</b>

Passing	Att	Cmp	Yds	Cmp%	Yds/Att	TD	Int	Int%	LG	Sck/Yds	Rtg	
Dickey	354	204	2593	57.6	7.32	17	48	15	4.2	75t	40/298	79.0
Whitehurst	128	66	792	51.6	6.19	7	5.5	5	3.9	46t	10/78	72.8
*Campbell	30	15	168	50.0	5.60	0	0.0	4	13.3	27	2/11	27.5
Ellis	2	1	23	50.0	11.50	0	0.0	0	0.0	23	0/0	91.7
<b>Packers</b>	<b>514</b>	<b>286</b>	<b>3576</b>	<b>55.6</b>	<b>6.96</b>	<b>24</b>	<b>4.7</b>	<b>24</b>	<b>4.7</b>	<b>75t</b>	<b>52/387</b>	<b>73.5</b>
<b>Opponents</b>	<b>505</b>	<b>284</b>	<b>3353</b>	<b>56.2</b>	<b>6.64</b>	<b>18</b>	<b>3.6</b>	<b>30</b>	<b>5.9</b>	<b>50t</b>	<b>36/266</b>	<b>63.7</b>

Primary Starters			
WR	J.Lofton	LE	M.Butler
LT	M.Koncar	NT	T.Jones
LG	D.Goforth	RE	C.Merrill
C	L.McCarren	LOLB	J.Anderson
RG	L.Harris	LILB	R.Wingo
RT	G.Koch	RILB	G.Cumby
TE	P.Coffman	ROLB	M.Douglass
WR	J.Jefferson	LCB	M.Lee
QB	L.Dickey	RCB	M.C.McCoy
RB	H.Huckleby	SS	J.Gray
FB	G.Ellis		M.Murphy
		FS	M.Harvey

Community

Admin. & Coaches

Veterans

Draft & Free Agents

2017 Review

1981

Lambeau Field

Misc.

# 5-3-1, .611, THIRD, NFC 1982

Head Coach:	Bart Starr	GB	Opp	Attend	Site	Starting QB	Temp
S 12	Los Angeles Rams (Milw)	W 35	23	53,694	CoS	L.Dickey	75
S 20	@ New York Giants	W 27	19	68,405	GS	L.Dickey	57
N 21	Minnesota Vikings (Milw)	W 26	7	44,681	CoS	L.Dickey	45
N 28	@ New York Jets	L 13	15	53,872	ShS	L.Dickey	
D 5	Buffalo Bills (Milw)	W 33	21	46,655	CoS	L.Dickey	43
D 12	Detroit Lions (GB)	L 10	30	51,875	LF	L.Dickey	10
D 19	@ Baltimore Colts	T 20	20	25,920	BMS	L.Dickey	37
D 26	@ Atlanta Falcons	W 38	7	50,245	FCS	L.Dickey	67
J 2	@ Detroit Lions	L 24	27	64,377	PSD	L.Dickey	dome
			226	169	459,724		

Home: 3-1 (196,905)    Away: 2-2-1 (262,819)    + — overtime  
**Games Lost to Strike:** S 26 Miami Dolphins (GB), O 3 Philadelphia Eagles (Milw), O 10 @ Chicago Bears, O 17 Tampa Bay Buccaneers (GB), O 24 @ Minnesota Vikings, O 31 Chicago Bears (GB), N 7 @ Tampa Bay Buccaneers

**NFC First-Round Playoff**  
 J 8 St. Louis Cardinals (GB) . . . . . W 41    16    54,282    LF    L.Dickey    20

**NFC Second-Round Playoff**  
 J 16 @ Dallas Cowboys . . . . . L 26    37    63,972    TxS    L.Dickey    54

	GB	Opp
<b>Total First Downs</b> . . . . .	175	164
Rushing . . . . .	59	58
Passing . . . . .	97	96
Penalty . . . . .	19	10
<b>Third Downs</b> . . . . .	50/121	53/138
Efficiency . . . . .	41.3	38.4
<b>Fourth Downs</b> . . . . .	1/3	3/12
Efficiency . . . . .	33.3	25.0
<b>Possession Avg.</b> . . . . .	29:41	30:19
<b>Total Net Yards</b> . . . . .	2910	2707
Avg. Per Game . . . . .	323.3	300.8
Total Plays . . . . .	582	622
Avg. Per Play . . . . .	5.0	4.4
<b>Net Yards Rushing</b> . . . . .	1081	932
Avg. Per Game . . . . .	120.1	103.6
Total Rushes . . . . .	283	275
<b>Net Yards Passing</b> . . . . .	1829	1775
Avg. Per Game . . . . .	203.2	197.2
Sacked/Yards Lost . . . . .	32/239	20/175
Gross Yards . . . . .	2068	1950
Att./Completions . . . . .	267/143	327/177
Completion Pct. . . . .	53.6	54.1
Had Intercepted . . . . .	15	12
<b>Points/Average</b> . . . . .	42/40.2	46/41.8
Net Punting Avg. . . . .	42/32.4	46/35.8
<b>Penalties/Yards</b> . . . . .	42/343	72/629
<b>Fumbles/Ball Lost</b> . . . . .	20/11	26/11
<b>Touchdowns</b> . . . . .	27	19
Rushing . . . . .	12	9
Passing . . . . .	12	9
Returns . . . . .	3	1

	GB	Opp				
<b>By Quarter</b>	Q1	Q2	Q3	Q4	OT	Pts
Packers	26	65	64	71	0	226
Opponents	59	46	29	35	0	169

	GB	Opp
<b>Rushing</b> . . . . .	127	127
Ivory . . . . .	453	36
Ellis . . . . .	62	228
*Rodgers . . . . .	46	175
Lofton . . . . .	4	101
*Meade . . . . .	14	42
Jensen . . . . .	9	28
Huckleby . . . . .	4	19
Dickey . . . . .	13	19
Jefferson . . . . .	2	16
Stachowicz . . . . .	2	0
<b>Packers</b> . . . . .	283	1081
<b>Opponents</b> . . . . .	275	932

	GB	Opp
<b>Passing</b> . . . . .	97	96
Ivory . . . . .	218	124
Whitehurst . . . . .	47	18
Ivory . . . . .	1	0
Lofton . . . . .	1	1
<b>Packers</b> . . . . .	267	143
<b>Opponents</b> . . . . .	327	177

	GB	Opp
<b>Interceptions</b> . . . . .	3	22
Anderson . . . . .	3	22
Douglass . . . . .	2	55
Harvey . . . . .	2	32
Lee . . . . .	1	40
Gray . . . . .	1	21
Cumby . . . . .	1	4
Hood . . . . .	1	0
Wingo . . . . .	1	0
<b>Packers</b> . . . . .	12	174
<b>Opponents</b> . . . . .	15	146

	GB	Opp
<b>Punting</b> . . . . .	42	46
Stachowicz . . . . .	42	1687
<b>Packers</b> . . . . .	42	1687
<b>Opponents</b> . . . . .	46	1925

	GB	Opp
<b>Punt Returns</b> . . . . .	6	5
*Epps . . . . .	20	150
Gray . . . . .	1	48
<b>Packers</b> . . . . .	26	6
<b>Opponents</b> . . . . .	27	3

	GB	Opp
<b>Field Goals</b> 1-19 20-29 30-39 40-49 50+		
Stenerud . . . . .	1/1	4/5
<b>Packers</b> . . . . .	1/1	4/5
<b>Opponents</b> . . . . .	0/0	8/9
<b>Stenerud:</b> (1)(48B,37G,22G)(18G,32G)(50N)(33G,25G,22N,31G,42G)(43N,31G)(40G,25G,47N)(22G)(48G)		
<b>Opponents:</b> (32G,29G,28G,51N)(37G)(42B,25G)(26B,32N)(27G,27G,25G,44B)(23G,40G,44B)(1)(49G,28G)		

	GB	Opp
<b>Receiving</b> . . . . .	35	35
Lofton . . . . .	27	452
Jefferson . . . . .	23	287
Coffman . . . . .	18	140
Ellis . . . . .	16	186
Ivory . . . . .	10	226
*Epps . . . . .	3	23
*Rodgers . . . . .	3	21
Jensen . . . . .	3	18
*Meade . . . . .	3	-5
Thompson . . . . .	2	24
<b>Packers</b> . . . . .	143	2068
<b>Opponents</b> . . . . .	177	1950

	GB	Opp
<b>Kickoff Returns</b> . . . . .	20	436
*Rodgers . . . . .	5	89
Clark . . . . .	4	75
Gray . . . . .	2	29
*Meade . . . . .	2	31
C.Lewis . . . . .	1	4
<b>Packers</b> . . . . .	34	664
<b>Opponents</b> . . . . .	45	875

	GB	Opp
<b>Sacks:</b> Johnson 5.5, C.Merrill 4.0, Douglass 3.0, Jones 3.0, Butler 2.0, Harvey 1.0, Wingo 1.0, Anderson 0.5, Packers 20.0, Opponents 32.0		

	GB	Opp										
<b>Passing</b> . . . . .	Att	Cmp	Yds	Cmp%	Yds/Att	TD	TD%	Int	Int%	LG	Sck/Yds	Rtg
Dickey . . . . .	218	124	1790	56.9	8.21	12	5.5	14	6.4	80t	25/196	75.3
Whitehurst . . . . .	47	18	235	38.3	5.00	0	0.0	1	2.1	22	7/43	46.0
Ivory . . . . .	1	0	0	0.0	0.00	0	0.0	0	0.0	0	0/0	39.0
Lofton . . . . .	1	1	43	100.0	43.00	0	0.0	0	0.0	43	0/0	118.8
<b>Packers</b> . . . . .	267	143	2068	53.6	7.75	12	4.5	15	5.6	80t	32/239	70.6
<b>Opponents</b> . . . . .	327	177	1950	54.1	5.96	9	2.8	12	3.7	44	20/175	65.9

Primary Starters			
WR	J.Lofton	LE	M.Butler
LT	K.Swanke	NT	T.Jones
LG	D.Gofourth	RE	E.Johnson
C	L.McCarren	LOLB	J.Anderson
RG	L.Harris	LILB	R.Scott
RT	G.Koch		R.Wingo
TE	P.Coffman	RILB	G.Cumby
WR	J.Jefferson	ROLB	M.Douglass
QB	L.Dickey	LCB	E.Hood
RB	Ivory	RCB	M.C.McCoy
FB	G.Ellis	SS	J.Gray
		FS	M.Harvey

\* — rookie

Community

Admin & Coaches

Veterans

Draft & Free Agents

2017 Review

1982

Lambeau Field

Misc.

# 1983 8-8-0, .500, SECOND, NFC CENTRAL

Head Coach:	Bart Starr	GB	Opp	Attend	Site	Starting QB	Temp	
S 4	@ Houston Oilers	..W	41	38	44,073	AD	L.Dickey dome	
S 11	Pittsburgh Steelers (GB)	...L	21	25	55,154	LF	L.Dickey 68	
S 18	Los Angeles Rams (Milw)	..W	24	24	54,037	CoS	L.Dickey 68	
S 26	@ New York Giants	...L	3	27	75,308	GS	L.Dickey 62	
O 2	Tampa Bay Buccaneers (GB)	..W	55	14	54,272	LF	L.Dickey 71	
O 9	@ Detroit Lions	...L	14	38	67,738	PSD	L.Dickey dome	
O 17	Washington Redskins (GB)	..W	48	47	55,255	LF	L.Dickey 42	
O 23	Minnesota Vikings (GB)	...L	17	20	55,236	LF	L.Dickey 47	
O 30	@ Cincinnati Bengals	...L	14	34	53,349	RvS	L.Dickey 56	
N 6	Cleveland Browns (Milw)	..W	35	21	54,089	CoS	L.Dickey 43	
N 13	@ Minnesota Vikings	..W	29	21	60,113	MD	L.Dickey dome	
N 20	Detroit Lions (Milw)	...L	20	23	50,050	CoS	L.Dickey 46	
N 27	@ Atlanta Falcons	...L	41	47	35,688	FCS	L.Dickey 55	
D 4	Chicago Bears (GB)	...L	31	28	51,147	LF	L.Dickey 28	
D 12	@ Tampa Bay Buccaneers	..W	12	9	50,763	TaS	L.Dickey 57	
D 18	@ Chicago Bears	...L	21	23	35,807	SF	L.Dickey 3	
<b>Home:</b> 5-3 (429,240)		<b>Away:</b> 3-5 (422,839)						+ — overtime
				429		852,079		

Scoring	TD	Ru	Pa	Rt	PAT	FG	S	PTS
Stenerud	0	0	0	0	52/52	21/26	0	115
Coffman	11	0	11	0	0	0	0	66
Lofton	8	0	8	0	0	0	0	48
Jefferson	7	0	7	0	0	0	0	42
Ellis	6	4	2	0	0	0	0	36
Huckleby	4	4	0	0	0	0	0	24
Dickey	3	3	0	0	0	0	0	18
Ivery	3	2	1	0	0	0	0	18
Meade	3	1	2	0	0	0	0	18
Douglass	2	0	2	0	0	0	0	12
G.Lewis	2	1	1	0	0	0	0	12
Anderson	1	0	1	0	0	0	0	6
*Clark	1	0	1	0	0	0	0	6
Epps	1	0	1	0	0	0	0	6
Boyd	0	0	0	0	0	0	0	1
<b>Packers</b>	<b>52</b>	<b>15</b>	<b>33</b>	<b>4</b>	<b>52/52</b>	<b>21/26</b>	<b>1</b>	<b>429</b>
<b>Opponents</b>	<b>55</b>	<b>28</b>	<b>20</b>	<b>7</b>	<b>50/53</b>	<b>19/29</b>	<b>1</b>	<b>439</b>

Field Goals	1-19	20-29	30-39	40-49	50+
Stenerud	..2/2	6/6	7/9	6/9	0/0
<b>Packers</b>	<b>..2/2</b>	<b>6/6</b>	<b>7/9</b>	<b>6/9</b>	<b>0/0</b>
<b>Opponents</b>	<b>.0/0</b>	<b>6/7</b>	<b>8/15</b>	<b>4/5</b>	<b>1/2</b>
<b>Stenerud:</b>	<b>(46G,42G)</b>	<b>(38G,36G)</b>	<b>(20G,37N)</b>	<b>(19G,27G)</b>	<b>(47G,20G)</b>
	<b>(46G,40G)</b>	<b>(36G,34G,40N)</b>	<b>(23G,33G)</b>	<b>(37N,45N,19G)</b>	<b>(35G,32G,23G,23G)</b>
<b>Opponents:</b>	<b>(49G,59N)</b>	<b>(31B,30G,44B)</b>	<b>(31G,26B)</b>	<b>(56G,32G)</b>	<b>(29G)</b>
	<b>(42G,28G,31G,28G,39N)</b>	<b>(44G,37N,32G)</b>	<b>(31N)</b>	<b>(31G,30G,33N,37G)</b>	<b>(44G,22G)</b>
	<b>(38N,22G)</b>				

	GB	Opp	Rushing	No	Yds	Avg	Long	TD
<b>Total First Downs</b>	340	366	Ellis	141	696	4.9	71	4
Rushing	99	171	Ivery	86	340	4.0	21	2
Passing	214	187	*Clark	71	328	4.6	42	0
Penalty	27	8	Meade	55	201	3.7	15	1
<b>Third Downs</b>	72/189	111/239	Huckleby	50	182	3.6	20	4
Efficiency	38.1	46.4	Lofton	9	36	4.0	13	0
<b>Fourth Downs</b>	2/8	5/10	G.Lewis	4	16	4.0	11	1
Efficiency	25.0	50.0	Dickey	2	12	0.6	4	3
<b>Possession Avg.</b>	27:01	32:59	Whitehurst	2	-4	-2.0	0	0
<b>Total Net Yards</b>	6172	6403	<b>Packers</b>	<b>439</b>	<b>1807</b>	<b>4.1</b>	<b>71</b>	<b>15</b>
Avg. Per Game	385.8	400.2	<b>Opponents</b>	<b>597</b>	<b>2641</b>	<b>4.4</b>	<b>43</b>	<b>28</b>
Total Plays	1007	1156						
Avg. Per Play	6.1	5.5						
<b>Net Yards Rushing</b>	1807	2641						
Avg. Per Game	112.9	165.1						
Total Rushes	439	597						
<b>Net Yards Passing</b>	4365	3762						
Avg. Per Game	272.8	235.1						
Sacked/Yards Lost	42/323	41/271						
Gross Yards	4688	4033						
Att./Completions	526/311	518/300						
Completion Pct.	59.1	57.9						
Had Intercepted	32	19						
<b>Punts/Average</b>	70/41.0	78/39.1						
Net Punting Avg.	70/33.5	78/32.9						
<b>Penalties/Yards</b>	80/648	110/965						
<b>Fumbles/Ball Lost</b>	37/18	32/12						
<b>Touchdowns</b>	52	55						
Rushing	15	28						
Passing	33	20						
Returns	4	7						

NFC Central	W	L	T	Pct	Pts	QP
Detroit	9	7	0	.563	347	286
<b>Green Bay</b>	<b>8</b>	<b>8</b>	<b>0</b>	<b>.500</b>	<b>429</b>	<b>439</b>
Chicago	8	8	0	.500	311	301
Minnesota	8	8	0	.500	316	348
Tampa Bay	2	14	0	.125	241	380

Receiving	No	Yds	Avg	Long	TD
Lofton	58	1300	22.4	74t	8
Jefferson	57	830	14.6	36	7
Coffman	54	814	15.1	74	11
Ellis	52	603	11.6	56	2
Epps	18	313	17.4	45	0
*Clark	18	279	15.5	75t	1
Ivery	16	139	8.7	17	1
Meade	16	110	6.9	31t	2
G.Lewis	11	204	18.5	49	1
Huckleby	10	87	8.7	14	0
Kitson	1	9	9.0	9	0
<b>Packers</b>	<b>311</b>	<b>4688</b>	<b>15.1</b>	<b>75t</b>	<b>33</b>
<b>Opponents</b>	<b>300</b>	<b>4033</b>	<b>13.4</b>	<b>87t</b>	<b>20</b>

Interceptions	No	Yds	Avg	Long	TD
*T.Lewis	5	111	22.2	46	0
Anderson	5	54	10.8	27t	1
Lee	4	23	5.8	15	0
Gray	2	5	2.5	5	0
Laughlin	1	22	22.0	22	0
Scott	1	12	12.0	12	0
Jolly	1	0	0.0	0	0
<b>Packers</b>	<b>19</b>	<b>227</b>	<b>11.9</b>	<b>46</b>	<b>1</b>
<b>Opponents</b>	<b>32</b>	<b>337</b>	<b>10.5</b>	<b>56</b>	<b>4</b>

Punting	No	Yds	Avg	TB	In	Lg	B
*Scriver	69	2869	41.6	7	11	70	1
<b>Packers</b>	<b>70</b>	<b>2869</b>	<b>41.0</b>	<b>7</b>	<b>11</b>	<b>70</b>	<b>1</b>
<b>Opponents</b>	<b>78</b>	<b>3052</b>	<b>39.1</b>	<b>8</b>	<b>19</b>	<b>59</b>	<b>0</b>

Punt Returns	Ret	FC	Yds	Avg	Long	TD
Epps	36	13	324	9.0	90t	1
Gray	2	0	9	4.5	5	0
Hood	1	0	0	0.0	0	0
Lee	1	0	-4	-4.0	-4	0
C.Lewis	1	0	0	0.0	0	0
<b>Packers</b>	<b>41</b>	<b>13</b>	<b>329</b>	<b>8.0</b>	<b>90t</b>	<b>1</b>
<b>Opponents</b>	<b>43</b>	<b>8</b>	<b>384</b>	<b>8.9</b>	<b>59t</b>	<b>1</b>

**Sacks:** E.Johnson 14.5, Braggs 5.5, Douglass 5.5, Anderson 4.5, C.Johnson 3.5, Boyd 2.0, Cumby 2.0, C.Lewis 2.0, Turner 1.0, Spears 0.5, Packers 41.0, Opponents 42.0

Kickoff Returns	No	Yds	Avg	Long	TD
Huckleby	41	757	18.5	57	0
*T.Lewis	20	358	17.9	30	0
Gray	11	178	16.2	26	0
*Winters	3	28	9.3	12	0
*Drechsler	1	1	1.0	1	0
Ivery	1	17	17.0	17	0
Kitson	1	0	0.0	0	0
Lee	1	0	0.0	0	0
<b>Packers</b>	<b>79</b>	<b>1339</b>	<b>16.9</b>	<b>57</b>	<b>0</b>
<b>Opponents</b>	<b>78</b>	<b>1429</b>	<b>18.3</b>	<b>41</b>	<b>0</b>

Passing	Att	Cmp	Yds	Cmp%	Yds/Att	TD	TD%	Int	Int%	LG	Sck/Yds	Rtng
Dickey	484	289	4458	59.7	9.21	32	6.6	29	6.0	75t	40/307	87.3
Whitehurst	35	18	149	51.4	4.26	0	0.0	2	5.7	19	2/16	38.9
Ellis	5	2	31	40.0	6.20	1	20.0	1	20.0	20	0/0	61.3
Ivery	2	2	50	100.0	25.00	0	0.0	0	0.0	35	0/0	118.8
<b>Packers</b>	<b>526</b>	<b>311</b>	<b>4688</b>	<b>59.1</b>	<b>8.91</b>	<b>33</b>	<b>6.3</b>	<b>32</b>	<b>6.1</b>	<b>75t</b>	<b>42/323</b>	<b>84.1</b>
<b>Opponents</b>	<b>518</b>	<b>300</b>	<b>4033</b>	<b>57.9</b>	<b>7.79</b>	<b>20</b>	<b>3.9</b>	<b>19</b>	<b>3.7</b>	<b>87t</b>	<b>41/271</b>	<b>80.4</b>

## Primary Starters

WR	J.Lofton	LE	B.Braggs
LT	K.Swanke	NT	C.Johnson
LG	*D.Drechsler	RE	R.Turner
C	L.McCarren	RE	E.Johnson
RG	T.Huffman	LOLB	J.Anderson
	S.Kitson	LILB	R.Wingo
RT	G.Koch		R.Scott
TE	P.Coffman	RILB	G.Cumby
WR	J.Jefferson	ROLB	M.Douglass
QB	L.Dickey	LCB	M.Lee
RB	G.Ellis	RCB	M.C.McCoy
	E.Ivery		*T.Lewis
FB	M.Meade	SS	J.Gray
	G.Ellis	FS	M.Murphy
			M.Harvey

\* — rookie

# 8-8-0, .500, SECOND, NFC CENTRAL 1984

Head Coach:		Forrest Gregg	GB	Opp	Attend	Site	Starting QB	Temp
S 2	St. Louis Cardinals (GB)	W 24	23	53,738	LF	L.Dickey	65	
S 9	@ Los Angeles Raiders	L 7	28	46,269	LAC	L.Dickey	85	
S 16	Chicago Bears (GB)	L 7	9	55,942	LF	L.Dickey	61	
S 23	@ Dallas Cowboys	L 6	20	64,222	TxS	L.Dickey	87	
S 30	@ Tampa Bay Buccaneers	L 27	30	47,487	TaS	L.Dickey	79	
O 7	San Diego Chargers (GB)	L 28	34	54,045	LF	L.Dickey	64	
O 15	@ Denver Broncos	L 14	17	62,546	MHS	L.Dickey	29	
O 21	Seattle Seahawks (Milw)	L 24	30	52,286	CoS	L.Dickey	46	
O 28	Detroit Lions (GB)	W 41	9	54,289	LF	L.Dickey	41	
N 4	@ New Orleans Saints	W 23	13	57,426	LSL	L.Dickey	dome	
N 11	Minnesota Vikings (Milw)	W 45	17	52,931	CoS	L.Dickey	33	
N 18	Los Angeles Rams (Milw)	W 31	6	52,031	CoS	L.Dickey	31	
N 22	@ Detroit Lions	L 28	31	63,698	PSD	L.Dickey	dome	
D 2	Tampa Bay Buccaneers (GB)	W 27	14	46,800	LF	L.Dickey	33	
D 9	@ Chicago Bears	W 20	14	59,374	SF	R.Wright	38	
D 16	@ Minnesota Vikings	W 38	14	51,197	MD	L.Dickey	dome	
		390	309	874,281				
Home: 5-3 (422,062)		Away: 3-5 (452,219)		+ — overtime				

	GB	Opp	Rushing	No	Yds	Avg	Long	TD
<b>Total First Downs</b>	315	323	Ellis	123	581	4.7	50	4
Rushing	120	136	Ivery	99	552	5.6	49	6
Passing	168	166	Clark	87	375	4.3	43t	4
Penalty	27	21	Crouse	53	169	3.2	14	0
<b>Third Downs</b>	75/205	89/243	Huckley	35	145	4.1	23	0
Efficiency	36.6	36.6	Rodgers	25	94	3.8	15	0
<b>Fourth Downs</b>	4/13	12/19	Lofton	10	82	8.2	26	0
Efficiency	30.8	63.2	*Wright	8	11	1.4	5	0
<b>Possession Avg.</b>	26:49	33:11	Dickey	18	6	0.3	9	3
<b>Total Net Yards</b>	5449	5291	*West	1	2	2.0	2t	1
Avg. Per Game	340.6	330.7	Campbell	2	2	1.0	5	0
Total Plays	1009	1140	<b>Packers</b>	461	2019	4.4	50	18
Avg. Per Play	5.4	4.6	<b>Opponents</b>	545	2145	3.9	39	14

	GB	Opp
<b>Net Yards Rushing</b>	2019	2145
Avg. Per Game	126.2	134.1
Total Rushes	461	545
<b>Net Yards Passing</b>	3430	3146
Avg. Per Game	214.4	196.6
Sacked/Yards Lost	42/310	44/324
Gross Yards	3740	3470
Att./Completions	506/281	551/315
Completion Pct.	55.5	57.2
Had Intercepted	30	27
<b>Punts/Average</b>	85/42.3	89/40.9
Net Punting Avg.	85/35.2	89/36.1
<b>Penalties/Yards</b>	110/915	145/1129
<b>Fumbles/Ball Lost</b>	17/7	33/15
<b>Touchdowns</b>	51	34
Rushing	18	14
Passing	30	16
Returns	3	4
<b>By Quarter</b>	Q1 Q2 Q3 Q4 OT Pts	
Packers	79 121 108 82 0	390
Opponents	72 88 65 81 3	309

### Primary Starters

WR	J.Lofton	LE	*A.Carreker
LT	K.Swanek	NT	T.Jones
LG	T.Huffman	RE	*D.Humphrey
C	R.McCarren	LOLB	J.Anderson
RG	R.Hallstrom	LILB	R.Scott
RT	G.Koch	RILB	G.Cumby
TE	P.Coffman	ROLB	M.Dougllass
WR	J.Jefferson	LCB	M.Lee
QB	L.Dickey	RCB	T.Lewis
RB	Elvery	SS	M. Murphy
	G.Ellis	FS	*T.Flynn
FB	J.Clark		
	G.Ellis		

NFC Central	W	L	T	Pct	Pts	OP
Chicago	10	6	0	.625	325	248
<b>Green Bay</b>	<b>8</b>	<b>8</b>	<b>0</b>	<b>.500</b>	<b>390</b>	<b>309</b>
Tampa Bay	6	10	0	.375	335	380
Detroit	4	11	1	.281	283	408
Minnesota	3	13	0	.188	276	484

	Receiving	No	Yds	Avg	Long	TD
Lofton	62	1361	22.0	79t	7	
Coffman	43	562	13.1	44t	9	
Ellis	36	312	8.7	22	2	
Clark	29	234	8.1	20	2	
Epps	26	435	16.7	56	3	
Jefferson	26	339	13.0	33	0	
Ivery	19	141	7.4	18	1	
Crouse	9	93	10.3	25	1	
Huckley	8	65	8.1	13	0	
*West	6	54	9.0	29t	4	
Rodgers	5	56	11.2	22	0	
Childs	4	32	8.0	17	0	
G.Lewis	4	29	7.3	15	0	
Cassidy	2	16	8.0	10	0	
*Taylor	1	8	8.0	8	0	
Moore	1	3	3.0	3t	1	
<b>Packers</b>	281	3740	13.3	79t	30	
<b>Opponents</b>	315	3470	11.0	50	16	

**Sacks:** Douglass 9.0, Johnson 7.0, Brown 5.0, T.Jones 4.0, Anderson 3.5, \*Carreker 3.0, Martin 3.0, Scott 3.0, Cumby 2.5, Murphy 2.0, \*Humphrey 1.0, Neill 1.0, Packers 44.0, Opponents 42.0

\* — rookie

	Passing	Att	Cmp	Yds	Cmp%	Yds/Att	TD	TD%	Int	Int%	LG	Sck/Yds	Rtng
Dickey	401	237	3195	59.1	7.97	25	6.2	19	4.7	7.9t	32/244	85.6	
*Wright	62	27	310	43.5	5.00	2	3.2	6	9.7	5.6	4/17	30.4	
Campbell	38	16	218	42.1	5.74	3	7.9	5	13.2	43t	5/46	47.8	
Ellis	4	1	17	25.0	4.25	0	0.0	0	0.0	17	1/3	44.8	
Scribner	1	0	0	0.0	0.00	0	0.0	0	0.0	0	0/0	39.6	
<b>Packers</b>	506	281	3740	55.5	7.39	30	5.9	30	5.9	79t	42/310	74.2	
<b>Opponents</b>	551	315	3470	57.2	6.30	16	2.9	27	4.9	50	44/324	65.2	

Scoring	TD	Ru	Pa	Pat	PAT	FG	S	Pts
*Del Greco	0	0	0	0	34/34	9/12	0	61
Coffman	9	0	9	0	0	0	0	54
Ivery	7	6	1	0	0	0	0	42
Lofton	7	0	7	0	0	0	0	42
Clark	6	4	2	0	0	0	0	36
Ellis	6	4	2	0	0	0	0	36
*West	5	1	4	0	0	0	0	30
Garcia	0	0	0	0	14/15	3/9	0	23
Dickey	3	3	0	0	0	0	0	18
Epps	3	0	3	0	0	0	0	18
Brown	1	0	0	1	0	0	0	6
Crouse	1	0	1	0	0	0	0	6
T.Lewis	1	0	0	1	0	0	0	6
Moore	1	0	1	0	0	0	0	6
Rodgers	1	0	1	0	0	0	0	6
<b>Packers</b>	51	18	30	3	48/49	12/21	0	390
<b>Opponents</b>	34	14	16	4	33/34	24/31	0	309

Field Goals	1-19	20-29	30-39	40-49	50+
*Del Greco	0/0	2/2	3/4	4/5	0/1
Garcia	0/0	0/2	1/3	1/3	1/1
<b>Packers</b>	10/10	2/4	4/7	5/8	1/2
<b>Opponents</b>	1/1	3/4	9/10	10/12	1/4
<b>Del Greco:</b>	(0)(0)(0)(0)(0)(0)(42G)(45G,34G)(41G,34G,41G)(24G)(21G,54N,36N)(0)(0)(46N)(30G)				
<b>Garcia:</b>	(29B,38G)(0)(47N)(37N)(41G,51G,49N)(0)(29N,30N)(0)(0)(0)(0)(0)(0)				
<b>Opponents:</b>	(48G,45N)(0)(18G,49G,28G)(32G,42G)(46G,49G,50N,48G)(58N,25N,31G,39G)(30G)(29G,39G,45G)(46G,37G,41G)(35G,46G)(39G,46N)(21G,50G)(54N,32G)(31N)(0)				

	Interceptions	No	Yds	Avg	Long	TD
*Flynn	9	106	11.8	31	0	
T.Lewis	7	151	21.6	99t	1	
Lee	3	33	11.0	14	0	
Anderson	3	24	8.0	22	0	
Hood	1	8	8.0	8	0	
Cumby	1	7	7.0	7	0	
Brown	1	5	5.0	5t	1	
Murphy	1	4	4.0	8	0	
McLeod	1	0	0.0	0	0	
<b>Packers</b>	27	338	12.5	99t	2	
<b>Opponents</b>	30	317	10.6	53t	2	

	Punting	No	Yds	Avg	TB	In	Lg	B
Scribner	85	3596	42.3	12	18	61	0	
<b>Packers</b>	85	3596	42.3	12	18	61	0	
<b>Opponents</b>	89	3643	40.9	4	13	63	0	

	Punt Returns	Ret	FC	Yds	Avg	Long	TD
Epps	29	10	199	6.9	39	0	
*Flynn	15	4	128	8.5	20	0	
Hayes	4	0	24	6.0	10	0	
Murphy	0	2	0	0.0	0	0	
<b>Packers</b>	48	16	351	7.3	39	0	
<b>Opponents</b>	46	5	368	8.0	22	0	

	Kickoff Returns	No	Yds	Avg	Long	TD
Rodgers	39	843	21.6	97t	1	
Huckley	14	261	18.6	54	0	
Epps	12	232	19.3	47	0	
*D.Jones	1	19	19.0	19	0	
Prather	1	7	7.0	7	0	
<b>Packers</b>	67	1362	20.3	97t	1	
<b>Opponents</b>	73	1171	16.0	51	0	

Community

Admin & Coaches

Veterans

Free Agents

2017 Review

1984

Lambeau Field

Misc.



# 1985 8-8-0, .500, SECOND, NFC CENTRAL

Head Coach:	Forrest Gregg	GB	Opp	Attend	Site	Starting QB	Temp	
S 8	@ New England Patriots	L	20	26	49,488	SuS	L.Dickey	86
S 15	New York Giants (GB)	W	23	20	56,149	LF	L.Dickey	70
S 22	New York Jets (Milw)	L	3	24	53,667	CoS	L.Dickey	72
S 29	@ St. Louis Cardinals	L	28	43	48,598	BuS	R.Wright	66
O 6	Detroit Lions (GB)	W	43	10	55,914	LF	L.Dickey	50
O 13	Minnesota Vikings (Milw)	W	20	17	54,674	CoS	L.Dickey	58
O 21	@ Chicago Bears	L	7	23	65,095	SF	L.Dickey	53
O 27	@ Indianapolis Colts	L	10	37	59,708	HD	L.Dickey	dome
N 3	Chicago Bears (GB)	L	10	16	55,343	J.Zorn	44	
N 10	@ Minnesota Vikings	W	27	17	59,790	MD	J.Zorn	dome
N 17	New Orleans Saints (Milw)	W	38	14	52,104	CoS	L.Dickey	41
N 24	@ Los Angeles Rams	L	17	34	52,710	AnS	L.Dickey	60
D 1	Tampa Bay Buccaneers (GB)	W	21	0	19,856	LF	L.Dickey	30
D 8	Miami Dolphins (GB)	L	24	34	52,671	LF	J.Zorn	23
D 15	@ Detroit Lions	W	26	23	49,379	PSD	J.Zorn	dome
D 22	@ Tampa Bay Buccaneers	W	20	17	33,992	TaS	J.Zorn	55
			337	355	819,318			
<b>Home:</b> 5-3 (400,378)		<b>Away:</b> 3-5 (418,940)						

Scoring	TD	Ru	Pa	Rt	PAT	FG	S	PTS
Del Greco	0	0	0	38/40	19/26	0	95	
Clark	7	5	2	0	0	0	42	
Coffman	6	0	6	0	0	0	36	
Ellis	5	5	0	0	0	0	30	
Epps	4	1	3	0	0	0	24	
Ivery	4	2	2	0	0	0	24	
Lofton	4	0	4	0	0	0	24	
Dennard	2	0	2	0	0	0	12	
*Ellerson	2	2	0	0	0	0	12	
Dickey	1	1	0	0	0	0	6	
Douglass	1	0	1	0	0	0	6	
T.Lewis	1	0	1	0	0	0	6	
Moore	1	0	1	0	0	0	6	
Murphy	1	0	1	0	0	0	6	
West	1	0	1	0	0	0	6	
Brown	0	0	0	0	0	0	1	
<b>Packers</b>		<b>40</b>	<b>16</b>	<b>21</b>	<b>3</b>	<b>38/40</b>	<b>19/26</b>	<b>132</b>
<b>Opponents</b>		<b>43</b>	<b>17</b>	<b>22</b>	<b>4</b>	<b>41/43</b>	<b>16/31</b>	<b>435</b>

	GB	Opp	Rushing	No	Yds	Avg	Long	TD
<b>Total First Downs</b>	318	310	Ivery	132	636	4.8	34	2
Rushing	114	111	Clark	147	633	4.3	80	5
Passing	172	178	Ellis	104	571	5.5	39t	5
Penalty	32	21	*Ellerson	32	205	6.4	37t	2
<b>Third Downs</b>	66/200	80/213	Epps	5	103	20.6	34	1
Efficiency	33.0	37.6	Huckleby	8	41	5.1	15	0
<b>Fourth Downs</b>	6/12	6/15	Lofton	4	14	3.5	21	0
Efficiency	50.0	40.0	Zorn	10	9	0.9	8	0
<b>Possession Avg.</b>	28:59	31:01	Wright	8	8	1.0	8	0
<b>Total Net Yards</b>	5371	5173	Prather	1	0	0.0	0	0
Avg. Per Game	335.7	323.3	West	1	0	0.0	0	0
Total Plays	1033	1051	Dickey	18	-12	-0.7	3	1
Avg. Per Play	5.2	4.9	<b>Packers</b>	<b>470</b>	<b>2208</b>	<b>4.7</b>	<b>80</b>	<b>16</b>
<b>Net Yards Rushing</b>	2208	2047	<b>Opponents</b>	<b>494</b>	<b>2047</b>	<b>4.1</b>	<b>65t</b>	<b>17</b>
Avg. Per Game	138.0	127.9						
Total Rushes	470	494						
<b>Net Yards Passing</b>	3163	3126						
Avg. Per Game	197.7	195.4						
Sacked/Yards Lost	50/389	48/383						
Gross Yards	3582	3509						
Att./Completions	513/267	509/295						
Completion Pct.	52.0	58.0						
Had Intercepted	27	15						
<b>Punts/Average</b>	82/39.8	77/42.7						
Net Punting Avg.	82/32.8	77/35.3						
<b>Penalties/Yards</b>	101/798	102/797						
<b>Fumbles/Ball Lost</b>	39/18	44/25						
<b>Touchdowns</b>	40	43						
Rushing	16	17						
Passing	21	22						
Returns	3	4						

NFC Central	W	L	T	Pct	Pts	OP
Chicago	15	1	0	.938	456	198
<b>Green Bay</b>	<b>8</b>	<b>8</b>	<b>0</b>	<b>.500</b>	<b>337</b>	<b>355</b>
Minnesota	7	9	0	.438	346	359
Detroit	7	9	0	.438	307	366
Tampa Bay	2	14	0	.125	294	448

Field Goals	1-19	20-29	30-39	40-49	50+
Del Greco	0/0	10/12	4/4	5/9	0/1
<b>Packers</b>	<b>0/0</b>	<b>10/12</b>	<b>4/4</b>	<b>5/9</b>	<b>0/1</b>
<b>Opponents</b>	<b>.2/2</b>	<b>8/11</b>	<b>4/7</b>	<b>1/8</b>	<b>1/3</b>
<b>Del Greco:</b> (40N)(40G)(39G)(33G,21G)					
(45G,22G)(42B)(29G)(40G)(52N,46G,28G)					
(27G)(38G)(25B,24N)(22G,42N)					
(38G,29G,25G,27G)(47N,24G,40G)					
<b>Opponents:</b> (34G)(23G,52G,47N)(50N,					
25G)(27N,22G,38G)(22G,27N,24N)(47N,					
18G)(24G,26G,47N,22G,44B)(51N,24G)(					
40N,43G,31N,32G)(33N)(30B)(19G)					
(33G,41N,48N)					
<b>Interceptions</b>	<b>No</b>	<b>Yds</b>	<b>Avg</b>	<b>Long</b>	<b>TD</b>
T.Lewis	4	4	1.0	4	0
Douglass	2	126	63.0	80t	1
Murphy	2	50	25.0	50t	1
Scott	2	50	25.0	30	0
Anderson	2	2	1.0	2	0
Lee	1	23	23.0	23	0
Flynn	1	7	7.0	7	0
Cade	1	0	0.0	0	0
<b>Packers</b>	<b>15</b>	<b>262</b>	<b>17.5</b>	<b>80t</b>	<b>2</b>
<b>Opponents</b>	<b>27</b>	<b>326</b>	<b>12.1</b>	<b>67</b>	<b>1</b>

	Receiving	No	Yds	Avg	Long	TD
Lofton	69	1153	16.7	56t	4	
Coffman	49	666	13.6	32	6	
Epps	44	683	15.5	63	3	
Ivery	28	270	9.6	24	2	
Clark	24	252	10.5	55t	2	
Ellis	24	206	8.6	35	0	
Dennard	13	182	14.0	34	2	
West	8	95	11.9	30	1	
Huckleby	5	27	5.4	8	0	
*Ellerson	2	15	7.5	11	0	
Moore	1	3	3.0	3t	1	
<b>Packers</b>	<b>267</b>	<b>3552</b>	<b>13.3</b>	<b>63</b>	<b>21</b>	
<b>Opponents</b>	<b>295</b>	<b>3509</b>	<b>11.9</b>	<b>61t</b>	<b>22</b>	

	Punting	No	Yds	Avg	TB	In	LG	B
Prokop	56	2210	39.5	6	9	66	0	
Bracken	26	1052	40.5	2	1	54	0	
<b>Packers</b>	<b>82</b>	<b>3262</b>	<b>39.8</b>	<b>8</b>	<b>10</b>	<b>66</b>	<b>0</b>	
<b>Opponents</b>	<b>77</b>	<b>3290</b>	<b>42.7</b>	<b>10</b>	<b>24</b>	<b>68</b>	<b>0</b>	
<b>Punt Returns</b>	<b>Rt</b>	<b>Fc</b>	<b>Yds</b>	<b>Avg</b>	<b>Long</b>	<b>TD</b>		
Epps	15	3	146	9.7	46	0		
*Stanley	14	3	179	12.8	27	0		
Flynn	7	4	41	5.9	13	0		
Hayes	1	0	0	0.0	0	0		
Murphy	1	0	4	4.0	4	0		
<b>Packers</b>	<b>38</b>	<b>10</b>	<b>370</b>	<b>9.7</b>	<b>46</b>	<b>0</b>		
<b>Opponents</b>	<b>46</b>	<b>10</b>	<b>411</b>	<b>8.9</b>	<b>47</b>	<b>0</b>		

Primary Starters			
WR	J.Lofton	LE	A.Carreker
LT	K.Swanke		R.Brown
LG	K.Uecker	NT	C.Martin
	*R.Moran		D.Humphrey
C	M.Cannon	RE	E.Johnson
RG	R.Hallstrom	LOLB	J.Anderson
RT	G.Koch	LILB	R.Scott
TE	P.Coffman	RILB	*B.Noble
WR	P.Epps	ROLB	M.Douglass
QB	L.Dickey	LCB	M.Lee
	J.Zorn	RCB	T.Lewis
RB	G.Ellis	SS	M.Murphy
	E.Ivery	FS	T.Flynn
FB	J.Clark		

**Sacks:** Johnson 9.5, Carreker 9.0, Anderson 6.0, Murphy 4.0, Brown 3.0, Martin 3.0, \*Noble 3.0, Scott 3.0, Butler 2.0, Humphrey 2.0, Prather 2.0, Douglass 1.5, Packers 48.0, Opponents 50.0

	Kickoff Returns	No	Yds	Avg	Long	TD
*Ellerson	29	521	18.0	32	0	
Ellis	13	247	19.0	40	0	
Epps	12	279	23.3	48	0	
*Stanley	9	212	23.6	36	0	
Anderson	1	14	14.0	14	0	
Flynn	1	20	20.0	20	0	
Jones	1	11	11.0	11	0	
*Stills	1	14	14.0	14	0	
<b>Packers</b>	<b>67</b>	<b>1318</b>	<b>19.7</b>	<b>48</b>	<b>0</b>	
<b>Opponents</b>	<b>71</b>	<b>1570</b>	<b>22.1</b>	<b>98t</b>	<b>2</b>	

	Passing	Att	Cmp	Yds	Cmp%	Yds/Att	TD%	Int	Int%	LG	Sck/Yds	Rtg
Dickey	314	172	2206	54.8	7.03	15	4.8	17	5.4	63	30/226	70.4
Zorn	123	56	794	45.5	6.46	4	3.3	6	4.9	56t	11/89	57.4
Wright	74	39	552	52.7	7.46	2	2.7	4	5.4	38	8/67	63.6
Ellis	1	0	0	0.0	0.00	0	0.0	0	0.0	0	0/0	39.6
Ivery	1	0	0	0.0	0.00	0	0.0	0	0.0	0	1/7	39.6
<b>Packers</b>	<b>513</b>	<b>267</b>	<b>3552</b>	<b>52.0</b>	<b>6.92</b>	<b>21</b>	<b>4.1</b>	<b>27</b>	<b>5.3</b>	<b>63</b>	<b>50/389</b>	<b>66.0</b>
<b>Opponents</b>	<b>509</b>	<b>295</b>	<b>3509</b>	<b>58.0</b>	<b>6.89</b>	<b>22</b>	<b>4.3</b>	<b>15</b>	<b>2.9</b>	<b>61t</b>	<b>48/383</b>	<b>81.2</b>

\* - rookie

Admin. & Coaches  
Veterans  
Draft & Free Agents  
2017 Review  
1985

Lambeau Field  
Misc.

Community

# 4-12-0, .250, FOURTH, NFC CENTRAL 1986

Head Coach:	Forrest Gregg	GB	Opp	Attend	Site	Starting QB	Temp
S 7	Houston Oilers (GB)	L	3	31	54,065	LF	R.Wright 58
S 14	@ New Orleans Saints	L	10	24	46,383	LSD	R.Wright dome
S 22	Chicago Bears (GB)	L	12	25	55,527	LF	R.Wright 65
S 28	@ Minnesota Vikings	L	7	42	60,478	MD	R.Wright dome
O 5	Cincinnati Bengals (Milw)	L	28	34	51,230	CoS	R.Wright 60
O 12	Detroit Lions (GB)	L	14	21	52,290	LF	R.Wright 45
O 19	@ Cleveland Browns	W	17	14	76,438	CMS	R.Wright 53
O 26	San Francisco 49ers (Milw)	L	17	31	50,557	CoS	R.Wright 53
N 2	@ Pittsburgh Steelers	L	3	27	52,831	TRS	R.Wright 48
N 9	Washington Redskins (GB)	L	7	16	47,728	LF	R.Wright 27
N 16	Tampa Bay Buccaneers (Milw)	W	31	7	48,271	CoS	R.Wright 41
N 23	@ Chicago Bears	L	10	12	59,291	SF	R.Wright 44
N 27	@ Detroit Lions	W	44	40	61,199	PSD	R.Wright dome
D 7	Minnesota Vikings (GB)	L	6	32	47,637	LF	R.Wright 32
D 14	@ Tampa Bay Buccaneers	W	21	7	30,099	TaS	R.Wright 74
D 20	@ New York Giants	L	24	55	71,351	GS	R.Wright 40
				254	418	865,375	
<b>Home:</b> 1-7 (407,305)		<b>Away:</b> 3-5 (458,070)					

	GB	Opp	Rushing	No	Yds	Avg	Long	TD
<b>Total First Downs</b>	286	313	*Davis	114	519	4.6	50	0
Rushing	96	135	Ellis	84	345	4.1	24	2
Passing	172	151	Carruth	81	308	3.8	42	2
Penalty	18	27	Ellerson	90	287	3.2	18	3
<b>Third Downs</b>	79/222	94/217	Clark	18	41	2.3	9	0
Efficiency	35.6	43.3	Wright	18	41	2.3	18	1
<b>Fourth Downs</b>	13/25	7/14	Ivery	4	25	6.3	15	0
Efficiency	52.0	50.0	Stanley	1	19	19.0	19	0
<b>Possession Avg.</b>	28:54	31:06	Epps	4	18	4.5	20	0
<b>Total Net Yards</b>	5061	5015	Fusina	7	11	1.6	6	0
Avg. Per Game	316.3	313.4	Ferragamo	1	0	0.0	0	0
Total Plays	1026	1041	Renner	1	0	0.0	0	0
Avg. Per Play	4.9	4.8	Swanke	1	0	0.0	0	0
<b>Net Yards Rushing</b>	1614	2095	<b>Packers</b>	<b>424</b>	<b>1614</b>	<b>3.8</b>	<b>50</b>	<b>8</b>
Avg. Per Game	100.9	130.9	<b>Opponents</b>	<b>565</b>	<b>2095</b>	<b>3.7</b>	<b>41t</b>	<b>16</b>
Total Rushes	424	565						

	GB	Opp	Rushing	No	Yds	Avg	Long	TD
<b>Net Yards Passing</b>	3447	2920						
Avg. Per Game	215.4	182.5						
Sacked/Yards Lost	37/261	28/222						
Gross Yards	3708	3142						
Att./Completions	565/305	448/267						
Completion Pct.	54.0	59.6						
Had Intercepted	27	20						
<b>Punts/Average</b>	75/37.7	70/39.6						
Net Punting Avg.	75/32.2	70/31.3						
<b>Penalties/Yards</b>	128/949	79/657						
<b>Fumbles/Ball Lost</b>	35/18	32/12						
<b>Touchdowns</b>	29	52						
Rushing	8	16						
Passing	18	31						
Returns	3	5						
<b>By Quarter</b>	<b>Q1</b>	<b>Q2</b>	<b>Q3</b>	<b>Q4</b>	<b>OT</b>	<b>Pts</b>		
Packers	57	80	65	52	0	254		
Opponents	124	106	78	110	0	418		

## Primary Starters

WR	J.Lofton	LE	A.Carreker
LT	K.Ruettgers	NT	C.Martin
LG	*T.Neville	D.Humphrey	
C	K.Swanke	RE	R.Brown
	M.Cannon	LOBL	*T.Harris
RG	R.Hallstrom	J.Anderson	
RT	A.Veingrad	LILB	R.Scott
TE	D.Ross	RILB	J.Dorsey
	E.West	B.Noble	
WR	P.Epps	ROLB	B.Noble
QB	R.Wright	B.Leopold	
RB	G.Ellerson (6)	LCB	M.Lee
	*K.Davis (6)	RCB	M.Cade
	G.Ellis (4)	SS	T.Greene
FB	P.Carruth	FS	K.Stills
			T.Flynn

	GB	Opp	Rushing	No	Yds	Avg	Long	TD
<b>Interceptions</b>	9	33	3.7	11	0	0	0	0
Lee	9	33	3.7	11	0	0	0	0
Cade	4	26	6.5	18	0	0	0	0
Greene	2	0	0.0	0	0	0	0	0
Stills	1	58	58.0	58t	1	0	0	0
Leopold	1	21	21.0	21	0	0	0	0
*Watts	1	6	6.0	6	0	0	0	0
Anderson	1	3	3.0	3	0	0	0	0
Flynn	1	0	0.0	0	0	0	0	0
<b>Packers</b>	<b>20</b>	<b>147</b>	<b>7.4</b>	<b>58t</b>	<b>1</b>	<b>0</b>	<b>0</b>	<b>0</b>
<b>Opponents</b>	<b>27</b>	<b>357</b>	<b>13.2</b>	<b>88t</b>	<b>3</b>	<b>0</b>	<b>0</b>	<b>0</b>

NFC Central	W	L	T	Pct	Pts	OP
Chicago	14	2	0	.875	352	187
Minnesota	9	7	0	.563	398	273
Detroit	5	11	0	.313	277	326
<b>Green Bay</b>	<b>4</b>	<b>12</b>	<b>0</b>	<b>.250</b>	<b>254</b>	<b>413</b>
Tampa Bay	2	14	0	.125	239	473

	GB	Opp	Rushing	No	Yds	Avg	Long	TD
<b>Punting</b>	No	Yds	Avg	TB	In	LG	B	
Bracken	55	2203	40.1	5	6	63	2	
Renner	15	622	41.5	1	2	50	3	
<b>Packers</b>	<b>75</b>	<b>2825</b>	<b>37.7</b>	<b>6</b>	<b>8</b>	<b>63</b>	<b>5</b>	
<b>Opponents</b>	<b>70</b>	<b>2769</b>	<b>39.6</b>	<b>13</b>	<b>16</b>	<b>61</b>	<b>2</b>	
<b>Punt Returns</b>	Ret	FC	Yds	Avg	Long	TD		
Stanley	33	7	316	9.6	83t	1		
<b>Packers</b>	<b>33</b>	<b>7</b>	<b>316</b>	<b>9.6</b>	<b>83t</b>	<b>1</b>		
<b>Opponents</b>	<b>44</b>	<b>5</b>	<b>287</b>	<b>6.5</b>	<b>17</b>	<b>0</b>		
<b>Kickoff Returns</b>	No	Yds	Avg	Long	TD			
Stanley	28	559	20.0	55	0			
*Davis	12	231	19.3	35	0			
*Watts	12	239	19.9	40	0			
Stills	10	209	20.9	38	0			
Ellerson	7	154	22.0	57	0			
Carruth	4	40	10.0	20	0			
*Berry	1	16	16.0	16	0			
Epps	1	21	21.0	21	0			
Noble	1	1	1.0	1	0			
<b>Packers</b>	<b>76</b>	<b>1470</b>	<b>19.3</b>	<b>57</b>	<b>0</b>			
<b>Opponents</b>	<b>62</b>	<b>1181</b>	<b>19.0</b>	<b>64</b>	<b>0</b>			

	GB	Opp	Rushing	No	Yds	Avg	Long	TD
<b>Sacks:</b>	Harris	8.0	Greenwood	3.0	Johnson	3.0	Carreker	2.5
	Noble	2.0	Leopold	1.5	Cade	1.0	Greene	1.0
	Martin	1.0	Scott	1.0	Thomas	1.0	*Watts	1.0
	Packers	28.0	Opponents	37.0				

	GB	Opp	Passing	Att	Cmp	Yds	Cmp%	Yds/Att	TD	TD%	Int	Int%	LG	Sck	Yds	Rtng
Wright	492	263	3247	53.5	6.60	17	3.5	23	4.7	62	33/243	66.2				
Ferragamo	40	23	283	57.5	7.08	1	2.5	3	7.5	50	3/15	56.6				
Fusina	32	19	178	59.4	5.56	0	0.0	1	3.1	42	1/3	61.7				
Lofton	1	0	0	0.0	0.00	0	0.0	0	0.0	0	0/0	39.6				
<b>Packers</b>	<b>565</b>	<b>305</b>	<b>3708</b>	<b>54.0</b>	<b>6.56</b>	<b>18</b>	<b>3.2</b>	<b>27</b>	<b>4.8</b>	<b>62</b>	<b>37/261</b>	<b>65.1</b>				
<b>Opponents</b>	<b>448</b>	<b>267</b>	<b>3142</b>	<b>59.6</b>	<b>7.01</b>	<b>31</b>	<b>6.9</b>	<b>20</b>	<b>4.5</b>	<b>84</b>	<b>28/222</b>	<b>85.4</b>				

\* - rookie

Community

Admin & Coaches

Veterans

Draft & Free Agents

Review

1986

Lambeau Field

Misc.

# 1987 5-9-1, .367, THIRD, NFC CENTRAL

Head Coach: Forrest Gregg		GB	Opp	Attend	Site	Starting QB	Temp
S 13	Los Angeles Raiders (GB)	L	0	20	54,983	LF	R.Wright 65
S 20	Denver Broncos (Milw)	*+T	17	17	50,624	CoS	D.Majkowski 58
O 4	@ Minnesota Vikings	*W	23	16	13,911	MD	A.Risher dome
O 11	Detroit Lions (GB)	*+L	16	19	35,779	LF	A.Risher 45
O 18	Philadelphia Eagles (GB)	*+W	16	10	35,842	LF	A.Risher 52
O 25	@ Detroit Lions	W	34	33	27,278	PSD	D.Majkowski dome
N 1	Tampa Bay Buccaneers (Milw)	L	17	23	50,308	CoS	D.Majkowski 52
N 8	Chicago Bears (GB)	L	24	26	53,320	LF	R.Wright 41
N 15	@ Seattle Seahawks	L	13	24	60,963	LD	R.Wright dome
N 22	@ Kansas City Chiefs	W	23	3	34,611	ArS	D.Majkowski 56
N 29	@ Chicago Bears	L	10	23	61,638	SF	R.Wright 42
D 6	San Francisco 49ers (GB)	L	12	23	51,118	LF	R.Wright 33
D 13	Minnesota Vikings (Milw)	W	16	10	47,059	CoS	R.Wright 33
D 19	@ New York Giants	L	10	20	51,013	Gs	R.Wright 34
D 27	@ New Orleans Saints	L	24	33	68,364	LSD	D.Majkowski dome
			255	300	696,811		

Home: 2-5-1 (379,033) Away: 3-4 (317,778)\* — replacement game; + — overtime  
**Game Lost to Strike: S 27 @ Tampa Bay Buccaneers**

Scoring	TD	Ru	Pa	Pat	PAT	FG	S	PTS
Zendejas	0	0	0	0	13/15	16/19	0	61
*Fullwood	5	5	0	0				30
Del Greco	0	0	0	0	11/11	5/10	0	26
Carruth	4	3	1	0				24
Davis	3	3	0	0				18
*Neal	3	0	3	0				18
Stanley	3	0	0	0				18
Espps	2	0	2	0				12
Clark	1	0	1	0				6
Hargrove	1	0	1	0				6
*Le.Morris	1	0	1	0				6
*Paskett	1	0	1	0				6
Risher	1	1	0	0				6
Summers	1	0	1	0				6
Thomas	1	0	1	0				6
West	1	0	1	0				6

**Packers 28 13 15 0 24/26 21/29 0 255**  
**Opponents 31 15 14 2 29/30 27/36 2 300**

Total First Downs	GB	Opp
Rushing	248	296
Passing	97	118
Penalty	133	152
Efficiency	31.3	39.1

Third Downs	GB	Opp
Efficiency	68/217	86/220
Efficiency	2/8	10/14
Efficiency	25.0	71.4

Possession Avg	GB	Opp
Total Net Yards	4482	4923
Avg. Per Game	298.8	328.2
Total Plays	964	1024
Avg. Per Play	4.6	4.8

Net Yards Rushing	GB	Opp
Total Rushes	1801	1920
Total Yards	120.1	128.0
Total Rushes	464	521
Total Yards	2681	3003
Avg. Per Game	178.7	200.2
Sacked/Yards Lost	45/296	34/197
Gross Yards	2977	3200
Att./Completions	455/234	469/279
Completion Pct.	51.4	59.5
Had Intercepted	17	18

Net Yards Passing	GB	Opp
Net Punting Avg	93/39.3	77/40.1
Net Punting Avg	93/33.5	77/34.0

Penalties/Yards	GB	Opp
Fumbles/Ball Lost	135/1103	104/852
Touchdowns	35/18	42/24
Rushing	28	31
Passing	13	15
Returns	0	2

Rushing	No	Yds	Avg	Long	TD
Davis	109	413	3.8	39t	3
*Fullwood	84	274	3.3	18	5
Willhite	53	251	4.7	61	0
Clark	56	211	3.8	57	0
Carruth	64	192	3.0	23	3
*Majkowski	15	127	8.5	33	0
Wright	13	70	5.4	27	0
Risher	11	64	5.8	15	1
Stanley	4	38	9.5	24	0
Hargrove	11	38	3.5	7	1
Parker	8	33	4.1	17	0
Weigel	10	26	2.6	7	0
*Sterling	5	20	4.0	9	0
Thomas	5	19	3.8	5	0
*Le.Morris	8	18	2.3	10	0
Cook	2	3	1.5	2	0
*Le.Morris	2	2	1.0	4	0
*Scott	1	2	2.0	2	0
Epps	1	0	0.0	0	0
Hunter	1	0	0.0	0	0
*Neal	1	0	0.0	0	0

Packers	No	Yds	Avg	Long	TD
Opponents	464	1801	3.9	61	13
Opponents	521	1920	3.7	57t	15

Receiving	No	Yds	Avg	Long	TD
Stanley	38	672	17.7	70t	3
*Neal	36	420	11.7	38	3
Epps	34	516	15.2	40	2
Clark	22	119	5.4	19	1
West	19	261	13.7	40	1
*Le.Morris	16	259	16.2	46t	1
Davis	14	110	7.9	35	0
*Paskett	12	188	15.7	47t	1
Carruth	10	78	7.8	19	1
*Scott	8	79	9.9	16	0
Summers	7	83	11.9	17	1
Willhite	6	37	6.2	12	0
Parker	3	22	7.3	13	0
Thomas	2	52	26.0	30t	1
*Harden	2	29	14.5	15	0
*Fullwood	2	11	5.5	12	0
Redick	1	18	18.0	18	0
Weigel	1	17	17.0	17	0
Hargrove	1	6	6.0	6	0

Packers	No	Yds	Avg	Long	TD
Opponents	234	2977	12.7	70t	15
Opponents	279	3200	11.5	63t	14

Field Goals	1-19	20-29	30-39	40-49	50+
Zendejas	0/0	0/3	6/7	7/8	0/0
Del Greco	0/0	1/2	2/4	2/4	0/0

Packers	No	Yds	Avg	Long	TD
Opponents	0/0	4/5	8/11	9/12	0/1
Zendejas	0	0	0	0	0
(42G)(0)(0)(31G,48G)(40G)(42N,32G,50B,37B)					
(30G,45G)(47G)(26G)(24G)					
Del Greco	0	0	0	0	0
(0)(32G,47N)(0)(0)(22G,37N,45G)					
(47N,36G)(39B,26N,47G)(0)(0)(0)(0)					

Opponents	No	Yds	Avg	Long	TD
Opponents	47N	40G	27G	(38G,40N)(41N)	
(23G,32G,42N,27G,31G)(44G)(23G,45N)					
(48G,36G,46G)(47N,48N,27G,29G,24G,52G)(24G)					
(34G,49N)(21G,27G,52G)(25G)(35N,34G)(0)					
(31G,52G,48G,32G)					

Interceptions	No	Yds	Avg	Long	TD
J.Morris	3	135	45.0	73	0
D.Brown	3	16	5.3	11	0
J.Anderson	2	22	11.0	13	0
*Holland	2	4	2.0	4	0
Manfield	1	14	14.0	14	0
Greene	1	11	11.0	11	0
Noble	1	10	10.0	10	0
Carreker	1	6	6.0	6	0
K.Johnson	1	2	2.0	2	0
*Harrison	1	0	0.0	0	0
Lee	1	0	0.0	0	0
Melka	1	0	0.0	0	0

Packers	No	Yds	Avg	Long	TD
Opponents	18	220	12.2	73	0
Opponents	17	115	6.8	35	1

By Quarter	Q1	Q2	Q3	Q4	OT	Pts
Packers	80	75	42	52	6	255
Opponents	40	98	71	88	3	300

NFC Central	W	L	T	Pct	Pts	OP
Chicago	11	4	0	.733	356	282
Minnesota	8	7	0	.533	336	335
Green Bay	5	9	1	.367	255	300
Tampa Bay	4	11	0	.267	286	360
Detroit	4	11	0	.267	269	384

Primary Starters					
WR	P.Epps	LE	A.Carreker		
LT	K.Ruettgers	NT	J.Boyariski		
LG	R.Moran		D.Caldwell		
C	M.Cannon	RE	R.Brown		
RG	R.Hallstrom	LOLB	J.Anderson		
RT	K.Uecker	LILB	B.Noble		
	S.Collier	RILB	*J.Holland		
TE	E.West	ROLB	T.Harris		
WR	W.Stanley	LCB	M.Lee		
QB	R.Wright	RCB	D.Brown		
	*D.Majkowski	SS	M.Murphy		
	K.Davis	FS	K.Stills		
	K.Willhite				
FB	J.Clark				

**Sacks:** Harris 7.0, J.Anderson 4.0, Carreker 4.0, R.Brown 3.0, Boyariski 2.0, \*Drost 2.0, E.Holland 2.0, Murphy 2.0, Browner 1.0, \*Johnson 1.0, K.Johnson 1.0, \*Jordan 1.0, Martin 1.0, J.Morris 1.0, Noble 1.0, \*Caldwell 0.5, \*Sullivan 0.5, Packers 34.0, Opponents 45.0

Punting	Ret	FC	Yds	Avg	Long	TD
Stanley	28	4	173	6.2	48	0
*Scott	2	7	11.8	36	0	0
*Le.Morris	1	0	1	1.0	1	0

Packers	No	Yds	Avg	Long	TD
Opponents	35	6	245	7.0	48
Opponents	54	8	422	7.8	37

Passing	Att	Cmp	Yds	Cmp%	Yds/Att	TD%	Int%	LG	Sck/Yds	Rtg
Wright	247	132	1507	53.4	6.10	6	2.4	11	45	66
*Majkowski	127	55	875	43.3	6.89	5	3.9	3	2.4	70t
Risher	74	44	564	59.5	7.62	3	4.1	3	4.1	46t
*Gillus	5	2	28	40.0	5.60	0	0.0	0	0.0	15
Carruth	1	1	3	100.0	3.00	1	100.0	0	0.0	3t
*Neal	1	0	0	0.0	0.00	0	0.0	0	0.0	0

Packers	No	Yds	Avg	Long	TD
Opponents	455	234	2977	51.4	6.54
Opponents	469	279	3200	59.5	6.82

Punting	No	Yds	Avg	Long	TD
Bracken	72	2947	40.9	5	13
Renner	20	712	35.6	1	4

Packers	No	Yds	Avg	Long	TD
Opponents	93	3659	39.3	6	17
Opponents	77	3084	40.1	11	22

Kickoff Returns	No	Yds	Avg	Long	TD
-----------------	----	-----	-----	------	----

Head Coach:		GB	Opp	Attend	Site	Starting QB	Temp
S 4	Los Angeles Rams (GB)	L	7	34	53,769	LF	R.Wright 70
S 11	Tampa Bay Buccaneers (GB)	L	10	13	52,584	LF	R.Wright 75
S 18	@ Miami Dolphins	L	17	24	54,409	JRS	R.Wright 87
S 25	Chicago Bears (GB)	L	6	24	56,492	LF	R.Wright 70
O 2	@ Tampa Bay Buccaneers	L	24	27	40,003	TaS	R.Wright 85
O 9	New England Patriots (Milw)	W	45	3	51,932	CoS	D.Majkowski 56
O 16	@ Minnesota Vikings	W	34	14	59,053	MD	D.Majkowski dome
O 23	Washington Redskins (Milw)	L	17	20	51,767	CoS	D.Majkowski 46
O 30	@ Buffalo Bills	L	0	28	79,176	RiS	D.Majkowski 40
N 6	@ Atlanta Falcons	L	0	20	29,952	FCS	D.Majkowski 54
N 13	Indianapolis Colts (GB)	L	13	20	53,492	LF	D.Majkowski 39
N 20	Detroit Lions (Milw)	L	9	19	44,327	CoS	D.Majkowski 38
N 27	@ Chicago Bears	L	0	16	62,026	SF	D.Majkowski 39
D 4	@ Detroit Lions	L	14	30	28,124	PSD	R.Wright dome
D 11	Minnesota Vikings (GB)	W	18	6	48,892	LF	R.Wright 14
D 18	@ Phoenix Cardinals	W	26	17	44,586	SDv	D.Majkowski 62
			240	315	810,584		
<b>Home:</b> 2-6 (413,255)		<b>Away:</b> 2-6 (397,329)					

	GB	Opp				
<b>Total First Downs</b>	280	281				
Rushing	78	130				
Passing	175	136				
Penalty	27	15				
<b>Third Downs</b>	77/215	76/215				
Efficiency	35.8	35.3				
<b>Fourth Downs</b>	7/14	8/16				
Efficiency	50.0	50.0				
<b>Possession Avg.</b>	29:16	30:44				
<b>Total Net Yards</b>	4664	4843				
Avg. Per Game	291.5	302.7				
Total Plays	1018	1018				
Avg. Per Play	4.6	4.8				
<b>Net Yards Rushing</b>	1379	2110				
Avg. Per Game	86.2	131.9				
Total Rushes	385	514				
<b>Net Yards Passing</b>	3285	2733				
Avg. Per Game	205.3	170.8				
Sacked/Yards Lost	51/324	30/216				
Gross Yards	3609	2949				
Att./Completions	582/319	474/256				
Completion Pct.	54.8	54.0				
Had Intercepted	24	20				
<b>Punts/Average</b>	86/38.2	76/37.6				
Net Punting Avg.	86/31.8	76/33.6				
<b>Penalties/Yards</b>	94/785	112/903				
<b>Fumbles/Ball Lost</b>	44/26	33/21				
<b>Touchdowns</b>	29	34				
Rushing	14	17				
Passing	13	12				
Returns	2	5				
<b>By Quarter</b>	<b>Q1</b>	<b>Q2</b>	<b>Q3</b>	<b>Q4</b>	<b>OT</b>	<b>Pts</b>
Packers	58	58	47	77	0	240
Opponents	78	131	38	68	0	315

**Sacks:** Harris 13.5, Winter 5.0, \*Patterson 4.0, R.Brown 1.5, Anderson 1.0, Dent 1.0, Greene 1.0, Stephen 1.0, Stills 1.0, Boyarsky 0.5, Noble 0.5, Packers 30.0, Opponents 51.0

Primary Starters					
WR	*S.Sharpe	LE	A.Carreker		
	P.Kemp	NT	B.Winter		
LT	K.Ruettgers		B.Nelson		
LG	R.Moran	RE	R.Brown		
C	M.Cannon	LOLB	J.Anderson		
RG	R.Hallstrom	LILB	B.Noble		
RT	K.Uecker		J.Holland		
TE	E.West	RILB	J.Holland		
WR	*S.Sharpe		J.Dorsey		
	W.Stanley	ROLB	T.Harris		
QB	D.Majkowski	LCB	M.Lee		
	R.Wright	RCB	D.Brown		
RB	*K.Woodside	SS	M.Murphy		
	K.Davis	FS	K.Stills		
FB	B.Fullwood				
	P.Carruth				

	Rushing	No	Yds	Avg	Long	TD
Fullwood	101	483	4.8	33	7	
Majkowski	47	225	4.8	24	1	
*Woodside	83	195	2.3	10	3	
Mason	48	194	4.0	17	0	
Davis	39	121	3.1	27	1	
Carruth	49	114	2.3	14	0	
Wright	8	43	5.4	19	2	
Matthews	3	3	1.0	4	0	
*Collins	2	2	1.0	2	0	
Stanley	1	1	1.0	1	0	
*Sharpe	4	-2	-0.5	5	0	
<b>Packers</b>	<b>385</b>	<b>1379</b>	<b>3.6</b>	<b>33</b>	<b>14</b>	
<b>Opponents</b>	<b>514</b>	<b>2110</b>	<b>4.1</b>	<b>80</b>	<b>17</b>	

NFC Central	W	L	T	Pct	Pts	OP
Chicago	12	4	0	.750	312	215
Minnesota	11	5	0	.688	406	233
Tampa Bay	5	11	0	.313	261	350
Detroit	4	12	0	.250	220	313
<b>Green Bay</b>	<b>4</b>	<b>12</b>	<b>0</b>	<b>.250</b>	<b>240</b>	<b>315</b>

	Receiving	No	Yds	Avg	Long	TD
*Sharpe	55	791	14.4	51	1	
Kemp	48	620	12.9	36	0	
*Woodside	39	352	9.0	49	2	
West	30	276	9.2	35	3	
Stanley	28	436	15.6	56	0	
Carruth	24	211	8.8	31	0	
Scott	20	275	13.8	41	1	
Fullwood	20	128	6.4	30	1	
Matthews	15	167	11.1	25	2	
Epps	11	99	9.0	25	0	
Davis	11	81	7.4	11	0	
Mason	8	84	10.5	39	1	
Didier	5	37	7.4	15	1	
*Bolton	2	33	16.5	18	0	
*Collins	2	17	8.5	9	0	
Hackett	1	2	2.0	21	0	
<b>Packers</b>	<b>319</b>	<b>3609</b>	<b>11.3</b>	<b>56</b>	<b>13</b>	
<b>Opponents</b>	<b>256</b>	<b>2949</b>	<b>11.5</b>	<b>46</b>	<b>12</b>	

	Punt Returns	Ret	FC	Yds	Avg	Long	TD
Stanley	12	3	52	4.3	15	0	
Pitts	9	6	93	10.3	63	1	
*Sharpe	9	7	48	5.3	14	0	
Jefferson	5	2	15	3.0	9	0	
<b>Packers</b>	<b>35</b>	<b>18</b>	<b>208</b>	<b>5.9</b>	<b>63</b>	<b>1</b>	
<b>Opponents</b>	<b>39</b>	<b>14</b>	<b>314</b>	<b>8.1</b>	<b>46</b>	<b>0</b>	

	Passing	Att	Cmp	Yds	Cmp%	Yds/Att	TD%	Int	Int%	LG	Sck/Yds	Rtg
Majkowski	336	178	219	53.0	6.31	9	2.7	11	3.3	56	31/176	67.8
Wright	244	141	1490	57.8	6.11	4	1.6	13	5.3	51	20/148	58.9
Carruth	2	0	0	0.0	0.0	0	0.0	0	0.0	0	0/0	39.6
<b>Packers</b>	<b>582</b>	<b>319</b>	<b>3609</b>	<b>54.8</b>	<b>6.20</b>	<b>13</b>	<b>2.2</b>	<b>24</b>	<b>4.1</b>	<b>56</b>	<b>51/324</b>	<b>63.9</b>
<b>Opponents</b>	<b>474</b>	<b>256</b>	<b>2949</b>	<b>54.0</b>	<b>6.22</b>	<b>12</b>	<b>2.5</b>	<b>20</b>	<b>4.2</b>	<b>46</b>	<b>30/216</b>	<b>63.9</b>

\* - rookie

Scoring	TD	Ru	Pa	Rt	PAT	FG	S	Pts
Fullwood	8	7	1	0				48
Zendejas	0	0	0	0	17/19	9/16	0	44
*Woodside	5	3	2	0				30
West	3	0	3	0				18
Matthews	2	0	2	0				12
Wright	2	2	0	0				12
Dawson	0	0	0	0	1/2	3/5	0	10
Harris	1	0	0	1				2
Davis	1	0	0	0				6
Didier	1	0	1	0				6
D.Dorsey	0	0	0	0	3/4	1/3	0	6
Hackett	1	0	1	0				6
Majkowski	1	1	0	0				6
Mason	1	0	1	0				6
Pitts	1	0	0	1				6
Scott	1	0	1	0				6
*Sharpe	1	0	1	0				6
Burrow	0	0	0	0	2/4	0/1	0	2
<b>Packers</b>	<b>29</b>	<b>14</b>	<b>3</b>	<b>2</b>	<b>23/29</b>	<b>13/25</b>	<b>2</b>	<b>240</b>
<b>Opponents</b>	<b>34</b>	<b>17</b>	<b>12</b>	<b>5</b>	<b>34/34</b>	<b>25/35</b>	<b>1</b>	<b>315</b>

Field Goals	1-19	20-29	30-39	40-49	50+
Zendejas	0/0	2/3	4/5	2/6	1/2
D.Dorsey	0/0	1/1	0/0	0/2	0/0
Dawson	0/0	2/2	1/2	0/1	0/0
Burrow	0/0	0/0	0/0	0/1	0/0
<b>Packers</b>	<b>0/0</b>	<b>5/6</b>	<b>5/7</b>	<b>2/10</b>	<b>1/2</b>
<b>Opponents</b>	<b>1/2</b>	<b>12/13</b>	<b>6/7</b>	<b>4/7</b>	<b>2/6</b>
<b>Zendejas:</b>	() (50G, 48B, 52N) (36G) () (44G, 32N, 43N) (25G, 43N) (37G, 22G, 36G, 45G) (34G, 46N, 24N) (0) (0) (0) (0) (0) (0)				
<b>D.Dorsey:</b>	() (0) (0) (0) (0) (0) (0) (48N, 43N) () (20G) ()				
<b>Dawson:</b>	() (0) (0) (0) (0) (0) (45N) (22G, 20G) (36N, 32G) (0) (0) (0)				
<b>Burrow:</b>	() (0) (0) (0) (0) (0) (0) (0) (0) (0) (0) (49B)				
<b>Opponents:</b>	(52N, 33G, 29G) (53G, 58N, 28G) (29G) (35G) (45G, 54N, 44G) (43G, 42N) (49N) (33G, 46N, 20G) () (54N, 52G, 39N, 43G) (20G, 25G) (22G, 37G, 19G, 26G) () (26G, 23G, 23G) (18N, 38G, 37G) (20G, 20N)				

Punting	No	Yds	Avg	TB	In	Lg	B
Bracken	85	3287	38.7	12	20	62	1
<b>Packers</b>	<b>86</b>	<b>3287</b>	<b>38.2</b>	<b>12</b>	<b>20</b>	<b>62</b>	<b>1</b>
<b>Opponents</b>	<b>76</b>	<b>2859</b>	<b>37.6</b>	<b>5</b>	<b>22</b>	<b>69</b>	<b>1</b>

Interceptions	No	Yds	Avg	Long	TD
Murphy	5	19	3.8	9	0
*Cecil	4	56	14.0	33	0
Lee	3	37	12.3	27	0
Stills	3	29	9.7	17	0
D.Brown	3	27	9.0	15	0
Pitts	2	56	28.0	31	0
<b>Packers</b>	<b>20</b>	<b>224</b>	<b>11.2</b>	<b>33</b>	<b>0</b>
<b>Opponents</b>	<b>24</b>	<b>386</b>	<b>16.1</b>	<b>90</b>	<b>4</b>

Kickoff Returns	No	Yds	Avg	Long	TD
Fullwood	21	421	20.0	31	0
*Woodside	19	343	18.1	29	0
Scott	12	207	17.3	27	0
Jefferson	4	116	29.0	46	0
Stanley	2	39	19.5	22	0
Hackett	1	9	9.0	9	0
*Hill	1	1	1.0	1	0
Pitts	1	17	17.0	17	0
*Sharpe	1	17	17.0	17	0
Stills	1	4	4.0	4	0
Winter	1	7	7.0	7	0
<b>Packers</b>	<b>64</b>	<b>1181</b>	<b>18.5</b>	<b>46</b>	<b>0</b>
<b>Opponents</b>	<b>49</b>	<b>966</b>	<b>19.7</b>	<b>37</b>	<b>0</b>

Community

Admin & Coaches

Veterans

Draft & Free Agents

Review

1988

Lambeau Field

Misc.



# 1989 10-6-0, .625, SECOND, NFC CENTRAL

Head Coach: Lindy Infante		GB	Opp	Attend	Site	Starting QB	Temp
S 10	Tampa Bay Buccaneers (GB)	.L	21	55,650	LF	D.Majkowski	66
S 17	New Orleans Saints (GB)	.L	35	55,809	LF	D.Majkowski	71
S 24	@ Los Angeles Rams	.L	38	47,701	AnS	D.Majkowski	86
O 1	Atlanta Falcons (Milw)	.W	23	54,647	CoS	D.Majkowski	70
O 8	Dallas Cowboys (GB)	.W	31	56,656	LF	D.Majkowski	47
O 15	@ Minnesota Vikings	.L	14	26,075	MD	D.Majkowski dome	
O 22	@ Miami Dolphins	.L	20	23,624	JRS	D.Majkowski	78
O 29	Detroit Lions (Milw)	.+W	23	20,53,731	CoS	D.Majkowski	67
N 5	Chicago Bears (GB)	.W	14	13,56,556	LF	D.Majkowski	53
N 12	@ Detroit Lions	.L	22	31,44,324	PSD	D.Majkowski dome	
N 19	@ San Francisco 49ers	.W	21	17,62,219	CP	D.Majkowski	71
N 26	Minnesota Vikings (Milw)	.W	20	19,55,592	CoS	D.Majkowski	48
D 3	@ Tampa Bay Buccaneers	.W	17	16,58,120	TaS	D.Majkowski	60
D 10	Kansas City Chiefs (GB)	.L	3	21,56,694	LF	D.Majkowski	23
D 17	@ Chicago Bears	.W	40	28,44,781	SF	D.Majkowski	10
D 24	@ Dallas Cowboys	.W	20	10,41,265	TxS	D.Majkowski	35
			362	356		872,444	
Home: 6-2 (445,335)		Away: 4-4 (427,109)		+ — overtime			

	GB	Opp	Rushing	No	Yds	Avg	Long	TD
<b>Total First Downs</b>	342	307	Fullwood	204	821	4.0	38	5
Rushing	114	116	Majkowski	75	358	4.8	20	5
Passing	207	179	Woodside	46	273	5.9	68	1
Penalty	21	12	Haddix	44	135	3.1	10	0
<b>Third Downs</b>	93/204	86/191	Fontenot	17	69	4.1	19	1
Efficiency	45.6	45.0	Kemp	5	43	8.6	14	0
<b>Fourth Downs</b>	8/12	5/6	Sharpe	2	25	12.5	26	0
Efficiency	66.7	83.3	*Workman	4	8	2.0	3	1
<b>Possession Avg.</b>	30:21	29:39	<b>Packers</b>	<b>397</b>	<b>1732</b>	<b>4.4</b>	<b>68</b>	<b>13</b>
<b>Total Net Yards</b>	5780	5347	<b>Opponents</b>	<b>460</b>	<b>2008</b>	<b>4.4</b>	<b>73</b>	<b>15</b>
Avg. Per Game	361.3	334.2						
Total Plays	1045	970						
Avg. Per Play	5.5	5.5						
<b>Net Yards Rushing</b>	1732	2008						
Avg. Per Game	108.3	125.5						
Total Rushes	397	460						
<b>Net Yards Passing</b>	4048	3339						
Avg. Per Game	253.0	208.7						
Sacked/Yards Lost	48/277	34/214						
Gross Yards	4325	3553						
Att./Completions	600/354	476/302						
Completion Pct.	59.0	63.4						
Had Intercepted	20	25						
<b>Punts/Average</b>	66/40.6	65/40.7						
Net Punting Avg.	66/31.0	65/35.9						
<b>Penalties/Yards</b>	81/666	105/851						
<b>Fumbles/Ball Lost</b>	35/13	28/15						
<b>Touchdowns</b>	42	41						
Rushing	13	15						
Passing	27	22						
Returns	2	4						

	GB	Opp	Rushing	No	Yds	Avg	Long	TD
<b>By Quarter</b>	<b>Q1</b>	<b>Q2</b>	<b>Q3</b>	<b>Q4</b>	<b>OT</b>	<b>Pts</b>		
Packers	71	74	89	125	3	362		
Opponents	77	157	70	52	0	356		

NFC Central						
W	L	T	Pct	Pts	QP	
Minnesota	10	6	0	.625	351	275
<b>Green Bay</b>	<b>10</b>	<b>6</b>	<b>0</b>	<b>.625</b>	<b>362</b>	<b>356</b>
Detroit	7	9	0	.438	312	364
Chicago	6	10	0	.375	358	377
Tampa Bay	5	11	0	.313	320	419

	Receiving	No	Yds	Avg	Long	TD
Sharpe	90	1423	15.8	79	12	
Woodside	59	527	8.9	33	0	
Kemp	48	611	12.7	39	2	
Fontenot	40	372	9.3	38	3	
*Query	23	350	15.2	45	2	
West	22	269	12.2	31	5	
Fullwood	19	214	11.3	67	0	
Matthews	18	200	11.1	25	0	
Haddix	15	111	7.4	23	1	
Bland	11	164	14.9	46	1	
Didier	7	71	10.1	24	1	
Spagnola	2	13	6.5	14	0	
<b>Packers</b>	<b>354</b>	<b>4325</b>	<b>12.2</b>	<b>79</b>	<b>27</b>	
<b>Opponents</b>	<b>302</b>	<b>3553</b>	<b>11.8</b>	<b>61</b>	<b>22</b>	

**Sacks:** Harris 19.5, R.Brown 3.0, Greene 2.0, Noble 2.0, Winter 2.0, Hall 1.0, Murphy 1.0, Nelson 1.0, Stephen 1.0, Weddington 1.0, Patterson 0.5, Packers 34.0, Opponents 48.0

## Primary Starters

WR	P.Kemp	LE	B.Winter
LT	K.Ruettgers		R.Brown
LG	R.Moran	NT	B.Nelson
C	B.Bush	RE	R.Brown
RG	R.Hallstrom		S.Patterson
RT	A.Veingrad	LOLB	J.Anderson
TE	E.West	LILB	B.Noble
WR	S.Sharpe	RILB	J.Holland
QB	D.Majkowski	ROLB	T.Harris
RB	K.Woodside	LCB	M.Lee
FB	B.Fullwood		V.Jakes
		RCB	D.Brown
		SS	M.Murphy
		FS	K.Stills

Scoring	TD	RU	Pa	Rt	PAT	FG	S	PTS
*Jacke	0	0	0	0	42/42	22/28	0	108
Sharpe	13	0	12	1	0	0	0	78
Fullwood	5	5	0	0	0	0	0	30
Majkowski	5	5	0	0	0	0	0	30
West	5	0	5	0	0	0	0	30
Fontenot	4	1	3	0	0	0	0	24
Bland	2	0	1	1	0	0	0	12
Kemp	2	0	2	0	0	0	0	12
*Query	2	0	2	0	0	0	0	12
Didier	1	0	1	0	0	0	0	6
Haddix	1	0	1	0	0	0	0	6
Woodside	1	1	0	0	0	0	0	6
*Workman	1	1	0	0	0	0	0	6
<b>Packers</b>	<b>42</b>	<b>13</b>	<b>27</b>	<b>42</b>	<b>42/42</b>	<b>22/28</b>	<b>1</b>	<b>362</b>
<b>Opponents</b>	<b>41</b>	<b>15</b>	<b>22</b>	<b>4</b>	<b>39/41</b>	<b>23/30</b>	<b>1</b>	<b>356</b>

Field Goals	1-19	20-29	30-39	40-49	50+
*Jacke	1/1	9/9	4/6	7/9	1/3
<b>Packers</b>	<b>1/1</b>	<b>9/9</b>	<b>4/6</b>	<b>7/9</b>	<b>1/3</b>
<b>Opponents</b>	<b>2/2</b>	<b>4/4</b>	<b>8/10</b>	<b>8/12</b>	<b>1/2</b>
<b>Jacke:</b> (1)(43G)(35G,52G,22G)(26G,46N,37B)(1)(44G,21G)(49G,21G,50N,38G)(1)(34G,52N,40G)(38N)(36G,40N,42G)(47G)(25G)(19G,44G,23G,21G)(28G,39G)					
<b>Opponents:</b> (52G)(38G,32G)(39G,45G)(1)(46N)(51N,28G,47B)(36G,21G,33G)(42G,34N,46G)(25G,37G)(45G)(45N,44G)(19G,34G,27G,19G)(49G,49N,40G,36G)(34N)(1)(41G)					

Interceptions	No	Yds	Avg	Long	TD
D.Brown	6	12	2.0	12	0
Murphy	3	31	10.3	20	0
Stills	3	20	6.7	12	0
Stephen	2	16	8.0	8	0
Lee	2	10	5.0	10	0
Noble	2	10	5.0	10	0
Dent	1	53	53.0	53	0
Pitts	1	37	37.0	37	0
Holland	1	26	26.0	26	0
Cecil	1	16	16.0	16	0
Anderson	1	1	1.0	1	0
Greene	1	0	0.0	0	0
Jakes	1	0	0.0	0	0
<b>Packers</b>	<b>25</b>	<b>232</b>	<b>9.3</b>	<b>53</b>	<b>0</b>
<b>Opponents</b>	<b>20</b>	<b>321</b>	<b>16.1</b>	<b>81</b>	<b>2</b>

Punting	No	Yds	Avg	TB	In	Lg	B
Bracken	66	2682	40.6	11	17	63	0
<b>Packers</b>	<b>66</b>	<b>2682</b>	<b>40.6</b>	<b>11</b>	<b>17</b>	<b>63</b>	<b>0</b>
<b>Opponents</b>	<b>65</b>	<b>2644</b>	<b>40.7</b>	<b>1</b>	<b>17</b>	<b>55</b>	<b>0</b>
<b>Punt Returns</b>	<b>Ret</b>	<b>FC</b>	<b>Yds</b>	<b>Avg</b>	<b>Long</b>	<b>TD</b>	
*Query	30	7	247	8.2	15	0	
Sutton	5	1	42	8.4	17	0	
Pitts	0	1	0	0.0	0	0	
<b>Packers</b>	<b>35</b>	<b>9</b>	<b>289</b>	<b>8.3</b>	<b>17</b>	<b>0</b>	
<b>Opponents</b>	<b>30</b>	<b>11</b>	<b>416</b>	<b>13.9</b>	<b>74</b>	<b>0</b>	

Kickoff Returns	No	Yds	Avg	Long	TD
*Workman	33	547	16.6	46	0
Bland	13	256	19.7	37	0
Fullwood	11	243	22.1	35	0
*Query	6	125	20.8	28	0
Fontenot	2	30	15.0	20	0
Woodside	2	38	19.0	23	0
Didier	1	0	0.0	0	0
*Mandarich	1	0	0.0	0	0
<b>Packers</b>	<b>69</b>	<b>1239</b>	<b>18.0</b>	<b>46</b>	<b>0</b>
<b>Opponents</b>	<b>63</b>	<b>1389</b>	<b>22.0</b>	<b>90</b>	<b>0</b>

Passing	Att	Cmp	Yds	Cmp%	Yds/Att	TD	TD%	Int	Int%	LG	Sck/Yds	Rtg	
Majkowski	599	353	4318	58.9	7.21	27	4.5	20	3.3	79	47/268	82.3	
*Ditweg	1	1	7	100.0	7.00	0	0.0	0	0.0	7	0/0	95.8	
Fontenot	0	0	0	0.0	0.00	0	0.0	0	0.0	0	0/0	1/9	0.0
<b>Packers</b>	<b>600</b>	<b>354</b>	<b>4325</b>	<b>59.0</b>	<b>7.21</b>	<b>27</b>	<b>4.5</b>	<b>20</b>	<b>3.3</b>	<b>79</b>	<b>48/277</b>	<b>82.4</b>	
<b>Opponents</b>	<b>476</b>	<b>302</b>	<b>3553</b>	<b>63.4</b>	<b>7.46</b>	<b>22</b>	<b>4.6</b>	<b>25</b>	<b>5.3</b>	<b>61</b>	<b>34/214</b>	<b>79.6</b>	

# 6-10-0, .375, FOURTH, NFC CENTRAL 1990

Head Coach:	Lindy Infante	GB	Opp	Attend	Site	Starting QB	Temp
S 9	Los Angeles Rams (GB)	W	36	24	57,685	LF	A.Dilweg 79
S 16	Chicago Bears (GB)	L	13	31	58,938	LF	A.Dilweg 57
S 23	Kansas City Chiefs (GB)	L	3	17	58,817	LF	D.Majkowski 52
S 30	@ Detroit Lions	W	24	21	64,509	PSD	D.Majkowski 55
O 7	@ Chicago Bears	L	13	27	59,929	SF	D.Majkowski 52
O 14	@ Tampa Bay Buccaneers	L	14	26	67,472	TaS	D.Majkowski 88
O 28	Minnesota Vikings (Milw)	W	24	10	55,125	CoS	D.Majkowski 46
N 4	San Francisco 49ers (GB)	L	20	24	58,835	LF	D.Majkowski 42
N 11	@ Los Angeles Raiders	W	29	16	50,855	LAC	D.Majkowski 87
N 18	@ Phoenix Cardinals	W	24	21	46,878	SDv	D.Majkowski 82
N 25	Tampa Bay Buccaneers (Milw)	W	20	10	53,677	CoS	A.Dilweg 40
D 2	@ Minnesota Vikings	L	7	23	62,058	MD	A.Dilweg 40
D 9	Seattle Seahawks (Milw)	L	14	20	52,015	CoS	A.Dilweg 45
D 16	@ Philadelphia Eagles	L	0	31	65,627	VS	A.Dilweg 49
D 22	Detroit Lions (GB)	L	17	24	46,700	LF	B.Kiel 2
D 30	@ Denver Broncos	L	13	22	46,943	MHS	A.Dilweg 38
			271	347	906,063		
<b>Home:</b> 3-5 (441,792)		<b>Away:</b> 3-5 (464,271)					

	GB	Opp				
<b>Total First Downs</b>	276	286				
Rushing	72	113				
Passing	183	160				
Penalty	21	13				
<b>Third Downs</b>	76/196	85/210				
Efficiency	38.8	40.5				
<b>Fourth Downs</b>	5/12	3/9				
Efficiency	41.7	33.3				
<b>Possession Avg.</b>	29:34	30:26				
<b>Total Net Yards</b>	4675	5442				
Avg. Per Game	292.2	340.1				
Total Plays	953	981				
Avg. Per Play	4.9	5.5				
<b>Net Yards Rushing</b>	1369	2059				
Avg. Per Game	85.6	128.7				
Total Rushes	350	475				
<b>Net Yards Passing</b>	3306	3383				
Avg. Per Game	206.6	211.4				
Sacked/Yards Lost	62/390	27/172				
Gross Yards	3696	3555				
Att./Completions	541/302	479/256				
Completion Pct.	55.8	53.4				
Had Intercepted	21	16				
<b>Points/Average</b>	65/37.4	69/39.1				
Net Punting Avg.	65/32.7	69/31.7				
<b>Penalties/Yards</b>	84/669	109/854				
<b>Fumbles/Ball Lost</b>	37/22	26/14				
<b>Touchdowns</b>	29	40				
Rushing	5	16				
Passing	20	20				
Returns	4	4				
<b>By Quarter</b>						
Packers	Q1 36	Q2 76	Q3 57	Q4 102	OT 0	Tts 271
Opponents	64	103	88	92	0	347

Primary Starters					
WR	P.Kemp	LE	M.Brock		
LT	K.Ruettgers	NT	B.Nelson		
LG	B.Ard	RE	R.Brown		
C	J.Campen	LOLB	S.Stephen		
RG	K.Uecker	LILB	B.Noble		
RT	T.Mandarich	RILB	J.Holland		
TE	E.West	ROLB	T.Harris		
WR	S.Sharpe	LCB	M.Lee		
QB	D.Majkowski	RCB	J.Holmes		
	A.Dilweg	SS	M.Murphy		
RB	K.Woodside	FS	C.Cecil		
FB	M.Haddix		T.Greene		

	Rushing	No	Yds	Avg	Long	TD
Haddix	98	311	3.2	13	0	0
*Thompson	76	264	3.5	37	0	0
Majkowski	29	186	6.4	24	1	1
Woodside	46	182	4.0	21	1	1
Fullwood	44	124	2.8	16	1	1
Dilweg	21	114	5.4	22	0	0
Fontenot	17	76	4.5	18	0	0
Workman	8	51	6.4	31	0	0
Query	3	39	13.0	18	0	0
Sharpe	2	14	7.0	10	0	0
Kiel	5	9	1.8	4	1	1
Kemp	1	-1	-1.0	-1	0	0
<b>Packers</b>	<b>350</b>	<b>1369</b>	<b>3.9</b>	<b>37</b>	<b>5</b>	<b>5</b>
<b>Opponents</b>	<b>475</b>	<b>2059</b>	<b>4.3</b>	<b>52</b>	<b>16</b>	<b>16</b>

NFC Central	W	L	T	Pct	Pts	OP
Chicago	11	5	0	.688	348	280
Tampa Bay	6	10	0	.375	264	367
Detroit	6	10	0	.375	373	413
<b>Green Bay</b>	<b>6</b>	<b>10</b>	<b>0</b>	<b>.375</b>	<b>271</b>	<b>347</b>
Minnesota	6	10	0	.375	351	326

	Receiving	No	Yds	Avg	Long	TD
Sharpe	67	1105	16.5	76	6	6
Kemp	44	527	12.0	29	2	2
Query	34	458	13.5	47	2	2
Weathers	33	390	11.8	29	1	1
Fontenot	31	293	9.5	59	1	1
West	27	356	13.2	50	5	5
Woodside	24	184	7.7	25	0	0
Haddix	13	94	7.2	28	2	2
*J.Harris	12	157	13.1	26	0	0
*Wilson	7	84	12.0	18	0	0
Workman	4	30	7.5	9	1	1
Fullwood	3	17	5.7	10	0	0
*Thompson	3	1	0.3	1	0	0
<b>Packers</b>	<b>302</b>	<b>3696</b>	<b>12.2</b>	<b>76</b>	<b>20</b>	<b>20</b>
<b>Opponents</b>	<b>256</b>	<b>3555</b>	<b>13.9</b>	<b>74</b>	<b>20</b>	<b>20</b>

**Sacks:** T.Harris 7.0, Brock 4.0, Patterson 4.0, \*Bennett 3.0, Brown 3.0, Dent 1.0, Holmes 1.0, Murphy 1.0, Nelson 1.0, Noble 1.0, Stephen 1.0, Packers 27.0, Opponents 62.0

	Passing	Att	Cmp	Yds	Cmp%	Yds/Att	TD	TD%	Int	Int%	LG	Sck/Yds	Rtg
Majkowski	264	150	1925	56.8	7.29	10	3.8	12	4.5	76t	32/178	73.5	
Dilweg	192	101	1267	52.6	6.60	8	4.2	7	3.6	59	22/150	72.1	
Kiel	85	51	504	60.0	5.93	2	2.4	2	2.4	22	8/62	74.8	
<b>Packers</b>	<b>541</b>	<b>302</b>	<b>3696</b>	<b>55.8</b>	<b>6.83</b>	<b>20</b>	<b>3.7</b>	<b>21</b>	<b>3.9</b>	<b>76t</b>	<b>62/390</b>	<b>73.2</b>	
<b>Opponents</b>	<b>479</b>	<b>256</b>	<b>3555</b>	<b>53.4</b>	<b>7.42</b>	<b>20</b>	<b>4.2</b>	<b>16</b>	<b>3.3</b>	<b>74</b>	<b>27/172</b>	<b>77.5</b>	

Scoring	TD	Ru	Pa	Rt	PAT	FG	S	PTS
Jacke	0	0	0	0	28/29	23/30	0	97
Sharpe	6	0	6	0	0	0	0	36
West	5	0	5	0	0	0	0	30
Query	3	0	2	1	0	0	0	18
Haddix	2	0	2	0	0	0	0	12
Kemp	2	0	2	0	0	0	0	12
*Thompson	2	1	0	1	0	0	0	12
Fontenot	1	0	1	0	0	0	0	6
Fullwood	1	1	0	0	0	0	0	6
Greene	1	0	0	1	0	0	0	6
Kiel	1	1	0	0	0	0	0	6
Majkowski	1	1	0	0	0	0	0	6
Patterson	1	0	0	1	0	0	0	6
Weathers	1	0	1	0	0	0	0	6
Woodside	1	1	0	0	0	0	0	6
Workman	1	0	1	0	0	0	0	6
<b>Packers</b>	<b>29</b>	<b>5</b>	<b>20</b>	<b>4</b>	<b>28/29</b>	<b>23/30</b>	<b>0</b>	<b>271</b>
<b>Opponents</b>	<b>40</b>	<b>16</b>	<b>20</b>	<b>4</b>	<b>39/40</b>	<b>22/34</b>	<b>1</b>	<b>347</b>

Field Goals	1-19	20-29	30-39	40-49	50+
Jacke	0/0	9/9	10/13	2/4	2/4
<b>Packers</b>	<b>0/0</b>	<b>9/9</b>	<b>10/13</b>	<b>2/4</b>	<b>2/4</b>
<b>Opponents</b>	<b>0/0</b>	<b>9/10</b>	<b>8/12</b>	<b>3/7</b>	<b>2/5</b>
<b>Jacke:</b> (26G,53G,40G)(37G,37G) (49N,34G)(38G,27G)(51N)(35G)(30G,37G) (39G,51G,32G,23G,20G)(21G)(53N,25G,25G)(1)(37N)(47N)(33N,32N,25G)(37G,24G)					
<b>Opponents:</b> (41N,41G)(41G)(20G)(34N,50N,51N,44N)(50G,32N,51G) (24G,32G,39G,32G)(20G,42N)(30N,22G) (24G)(58N)(33G)(29G,32G,41G)(37G,22G) (34G,22N)(41N,22G)(22G,31G)					

Interceptions	No	Yds	Avg	Long	TD
*Butler	3	42	14.0	28	0
Holmes	3	39	13.0	24	0
Murphy	3	6	2.0	4	0
Stephen	2	26	13.0	26	0
Holland	1	32	32.0	32	0
Patterson	1	9	9.0	9	1
Cecil	1	0	0.0	0	0
Lee	1	0	0.0	0	0
Pitts	1	0	0.0	0	0
<b>Packers</b>	<b>16</b>	<b>154</b>	<b>9.6</b>	<b>32</b>	<b>1</b>
<b>Opponents</b>	<b>21</b>	<b>293</b>	<b>14.0</b>	<b>47</b>	<b>2</b>

Punting	No	Yds	Avg	TB	In	LG	B
Bracken	64	2431	38.0	2	17	59	1
<b>Packers</b>	<b>65</b>	<b>2431</b>	<b>37.4</b>	<b>2</b>	<b>17</b>	<b>59</b>	<b>1</b>
<b>Opponents</b>	<b>69</b>	<b>2698</b>	<b>39.1</b>	<b>10</b>	<b>16</b>	<b>61</b>	<b>2</b>

Punt Returns	Ret	FC	Yds	Avg	Long	TD
Query	32	7	308	9.6	25	0
Pitts	0	2	0	0.0	0	0
<b>Packers</b>	<b>32</b>	<b>9</b>	<b>308</b>	<b>9.6</b>	<b>25</b>	<b>0</b>
<b>Opponents</b>	<b>34</b>	<b>13</b>	<b>266</b>	<b>7.8</b>	<b>30</b>	<b>0</b>

Kickoff Returns	No	Yds	Avg	Long	TD
*Wilson	35	798	22.8	36	0
Workman	14	210	15.0	26	0
Bland	7	104	14.9	24	0
Fontenot	3	88	29.3	50	0
*Thompson	3	103	34.3	76	1
West	1	1	0.0	0	0
<b>Packers</b>	<b>63</b>	<b>1303</b>	<b>20.7</b>	<b>76</b>	<b>1</b>
<b>Opponents</b>	<b>56</b>	<b>1125</b>	<b>20.1</b>	<b>87</b>	<b>0</b>

Community  
 Admin & Coaches  
 Veterans  
 Draft & Free Agents  
 2017 Review  
 1990  
 Lambeau Field  
 Misc.

# 1991 4-12-0, .250, FOURTH, NFC CENTRAL

Head Coach:	Lindy Infante	GB	Opp	Attend	Site	Starting QB	Temp
S 1	Philadelphia Eagles (GB)	L	3	20	58,991	LF	D.Majkowski 71
S 8	@ Detroit Lions	L	14	23	43,132	PSD	D.Majkowski dome
S 15	Tampa Bay Buccaneers (GB)	W	15	13	58,114	LF	D.Majkowski 77
S 22	@ Miami Dolphins	L	13	16	56,583	JRS	D.Majkowski 86
S 29	@ Los Angeles Rams	L	21	23	54,736	AnS	D.Majkowski 81
O 6	Dallas Cowboys (Milw)	L	17	20	53,695	CoS	B.Kiel 47
O 17	Chicago Bears (GB)	L	0	10	58,435	LF	D.Majkowski 65
O 27	@ Tampa Bay Buccaneers	W	27	0	40,275	TaS	D.Majkowski 88
N 3	@ New York Jets	L	16	19	67,435	GS	D.Majkowski 54
N 10	Buffalo Bills (Milw)	L	24	34	52,175	CoS	M.Tomczak 40
N 17	Minnesota Vikings (GB)	L	21	35	57,614	LF	M.Tomczak 46
N 24	Indianapolis Colts (Milw)	W	14	10	42,132	CoS	M.Tomczak 29
D 1	@ Atlanta Falcons	L	31	35	43,270	FCS	M.Tomczak 64
D 8	@ Chicago Bears	L	13	27	62,353	SF	M.Tomczak 57
D 15	Detroit Lions (GB)	L	17	21	43,881	LF	M.Tomczak 10
D 21	@ Minnesota Vikings	W	27	7	52,860	MD	M.Tomczak dome
			273	313	845,681		

Home: 2-6 (425.037) Away: 2-6 (420.644) + — overtime

Scoring	Td	Ru	Pa	Rt	PAT	FG	S	PTS
Jacke	0	0	0	0	31/31	18/24	0	85
Workman	11	7	4	0			0	66
Sharpe	4	0	4	0			0	24
Harris	3	0	3	0			0	18
West	3	0	3	0			0	18
Kemp	2	0	2	0			0	12
Majkowski	2	2	0	0			0	12
Wilson	2	0	1	0			0	12
Noble	1	0	0	1			0	6
Thompson	1	1	0	0			0	6
Tomczak	1	1	0	0			0	6
Woodside	1	1	0	0			0	6
Paup	0	0	0	0			1	2
<b>Packers</b>	<b>31</b>	<b>12</b>	<b>17</b>	<b>2</b>	<b>31/31</b>	<b>18/24</b>	<b>0</b>	<b>273</b>
<b>Opponents</b>	<b>35</b>	<b>10</b>	<b>20</b>	<b>5</b>	<b>34/35</b>	<b>23/31</b>	<b>0</b>	<b>313</b>

Field Goals	1-19	20-29	30-39	40-49	50+
Jacke	0/0	9/9	4/5	4/9	1/1
<b>Packers</b>	<b>0/0</b>	<b>9/9</b>	<b>4/5</b>	<b>4/9</b>	<b>1/1</b>
<b>Opponents</b>	<b>0/0</b>	<b>7/7</b>	<b>12/12</b>	<b>3/8</b>	<b>1/4</b>

**Jacke:** (21G)(48N)(24G,31N,22G)  
(28G,34G)(42G)(34G,45G,42N)  
(53G,41G,34G,42N)(25G)(1)(27G)  
(25G,25G,49N)(23G)(42G,47N,39G)  
**Opponents:** (37G,40G)(50N,41G,27G,36G)  
(31G,22G)(43G,52G,31G)(30G,32G,28G)  
(40N,23G,39G)(22G,46N)(30G,39G,47N,  
22G,37G)(38G,21G)(50N)(35G,40N)(1)

Interceptions	No	Yds	Avg	Long	TD
Cecil	3	76	25.3	32	0
Murphy	3	27	9.0	16	0
Butler	3	6	2.0	6	0
*V.Clark	2	42	21.0	22	0
Brown	1	37	37.0	37	0
Stephen	1	23	23.0	23	0
*Tualo	1	23	23.0	23	0
Holmes	1	0	0.0	0	0
<b>Packers</b>	<b>15</b>	<b>234</b>	<b>15.6</b>	<b>37</b>	<b>0</b>
<b>Opponents</b>	<b>19</b>	<b>185</b>	<b>9.7</b>	<b>65</b>	<b>1</b>

Punting	No	Yds	Avg	TB	In	Lg	B
McJulien	86	3473	40.4	7	22	62	0
<b>Packers</b>	<b>86</b>	<b>3473</b>	<b>40.4</b>	<b>7</b>	<b>22</b>	<b>62</b>	<b>0</b>
<b>Opponents</b>	<b>76</b>	<b>3199</b>	<b>42.1</b>	<b>9</b>	<b>19</b>	<b>61</b>	<b>0</b>

Punt Returns	Ret	FC	Yds	Avg	Long	TD
Sikahema	26	4	239	9.2	62	0
Query	14	3	157	11.2	28	0
Workman	1	0	0	0.0	0	0
<b>Packers</b>	<b>41</b>	<b>7</b>	<b>396</b>	<b>9.7</b>	<b>62</b>	<b>0</b>
<b>Opponents</b>	<b>35</b>	<b>24</b>	<b>375</b>	<b>10.7</b>	<b>78</b>	<b>1</b>

Kickoff Returns	No	Yds	Avg	Long	TD
Wilson	23	522	22.7	82	1
Sikahema	15	325	21.7	35	0
Workman	8	139	17.4	26	0
Thompson	7	127	18.1	30	0
Rice	3	36	12.0	15	0
*Webb	2	40	20.0	23	0
*Davey	1	8	8.0	8	0
*Dean	1	0	0.0	0	0
<b>Packers</b>	<b>60</b>	<b>1197</b>	<b>20.0</b>	<b>82</b>	<b>1</b>
<b>Opponents</b>	<b>46</b>	<b>942</b>	<b>20.5</b>	<b>56</b>	<b>0</b>

	GB	Opp	Rushing	No	Yds	Avg	Long	TD
<b>Total First Downs</b>	259	298	Thompson	141	471	3.3	40t	1
Rushing	88	99	Woodside	84	326	3.9	29	1
Passing	150	177	Workman	71	237	3.3	30t	7
Penalty	21	22	Majkowski	25	108	4.3	15	2
<b>Third Downs</b>	77/207	85/220	Rice	30	100	3.3	21	0
Efficiency	37.2	38.6	Tomczak	17	93	5.5	48	1
<b>Fourth Downs</b>	8/14	10/19	Kiel	4	46	11.5	26	0
Efficiency	57.1	52.6	Sharpe	4	4	1.0	12	0
<b>Possession Avg.</b>	28:15	31:45	Wilson	3	3	1.0	5	0
<b>Total Net Yards</b>	4332	4812	Harris	1	1	1.0	1	0
Avg. Per Game	270.8	300.8	McJulien	1	0	0.0	0	0
Total Plays	940	1033	<b>Packers</b>	<b>381</b>	<b>1389</b>	<b>3.6</b>	<b>48</b>	<b>12</b>
Avg. Per Play	4.6	4.7	<b>Opponents</b>	<b>457</b>	<b>1546</b>	<b>3.4</b>	<b>27</b>	<b>10</b>
<b>Net Yards Rushing</b>	1389	1546						
Avg. Per Game	86.8	96.6						
Total Rushes	381	457						
<b>Net Yards Passing</b>	2943	3266						
Avg. Per Game	183.9	204.1						
Sacked/Yards Lost	45/270	45/307						
Gross Yards	3213	3573						
Att./Completions	514/272	531/305						
Completion Pct.	52.9	57.4						
Had Intercepted	19	15						
<b>Punts/Average</b>	86/40.4	76/42.1						
Net Punting Avg.	86/34.4	76/34.5						
<b>Penalties/Yards</b>	98/834	106/777						
<b>Fumbles/Ball Lost</b>	41/17	31/14						
<b>Touchdowns</b>	31	35						
Rushing	12	10						
Passing	17	20						
Returns	2	5						

By Quarter	Q1	Q2	Q3	Q4	OT	Pts
Packers	68	78	55	72	0	273
Opponents	47	102	49	112	3	313

## Primary Starters

WR	P.Kemp	LE	M.Brock
LT	L.Cheek	NT	*E.Tualo
	K.Ruettgers	RE	R.Brown
LG	R.Moran	LOLB	S.Stephen
C	J.Campen	LILB	B.Noble
RG	R.Hallstrom	RILB	J.Holland
RT	T.Mandarich	ROLB	T.Bennett
TE	E.West	LCB	J.Holmes
	J.Harris	RCB	L.Butler
WR	S.Sharpe	SS	M.Murphy
QB	D.Majkowski	FS	C.Cecil
	M.Tomczak		
RB	K.Woodside		
FB	D.Thompson		

**Sacks:** Bennett 13.0, Paup 7.5, Archambeau 4.5, Brown 4.0, \*Tualo 3.5, Brock 2.5, Noble 2.5, Dent 1.5, Patterson 1.5, Stephen 1.5, Mitchell 1.0, Murphy 1.0, Packers 45.0, Opponents 45.0

\* — rookie

Passing	Att	Cmp	Yds	Cmp%	Yds/Att	TD	TD%	Int	Int%	LG	Sck	Yds	Rtng
Tomczak	238	128	1490	53.8	6.26	11	4.6	9	3.8	75t	13/105	72.6	
Majkowski	226	115	1362	50.9	6.03	3	1.3	8	3.5	39	30/152	59.3	
Kiel	50	29	361	58.0	7.22	3	6.0	2	4.0	35	2/13	83.8	
<b>Packers</b>	<b>514</b>	<b>272</b>	<b>3213</b>	<b>52.9</b>	<b>6.25</b>	<b>17</b>	<b>3.3</b>	<b>19</b>	<b>3.7</b>	<b>75t</b>	<b>45/270</b>	<b>67.9</b>	
<b>Opponents</b>	<b>531</b>	<b>305</b>	<b>3573</b>	<b>57.4</b>	<b>6.73</b>	<b>20</b>	<b>3.8</b>	<b>15</b>	<b>2.8</b>	<b>87t</b>	<b>45/307</b>	<b>78.8</b>	

# 9-7-0, .563, SECOND, NFC CENTRAL 1992

Head Coach:	Mike Holmgren	GB	Opp	Attend	Site	Starting QB	Temp
S 6	Minnesota Vikings (GB)	20	23	58,617	LF	D.Majkowski	70
S 13	@ Tampa Bay Buccaneers	3	31	50,051	TaS	D.Majkowski	90
S 20	Cincinnati Bengals (GB)	24	23	57,272	LF	D.Majkowski	70
S 27	Pittsburgh Steelers (GB)	17	3	58,724	LF	B.Favre	64
O 4	@ Atlanta Falcons	10	24	63,769	GD	B.Favre	dome
O 18	@ Cleveland Browns	6	17	69,268	CMS	B.Favre	40
O 25	Chicago Bears (GB)	10	30	59,435	LF	B.Favre	53
N 1	@ Detroit Lions	27	13	60,594	PSD	B.Favre	dome
N 8	@ New York Giants	7	27	72,038	GS	B.Favre	41
N 15	Philadelphia Eagles (Milw)	7	24	52,689	CoS	B.Favre	28
N 22	@ Chicago Bears	17	3	56,170	SF	B.Favre	43
N 29	Tampa Bay Buccaneers (Milw)	19	14	52,347	CoS	B.Favre	32
D 6	Detroit Lions (Milw)	38	10	49,469	CoS	B.Favre	26
D 13	@ Houston Oilers	16	14	57,285	AD	B.Favre	dome
D 20	Los Angeles Rams (GB)	28	13	57,796	LF	B.Favre	8
D 27	@ Minnesota Vikings	7	27	61,461	MD	B.Favre	dome
		276	296	936,985			
<b>Home:</b> 6-2 (446,349)		<b>Away:</b> 3-5 (490,636)		+ — overtime			

Scoring	TD	Ru	Pa	Rt	PAT	FG	S	PTS
Jacke	0	0	0	0	30/30	22/29	0	96
Sharpe	13	0	13	0				78
Sydney	3	2	1	0				18
Thompson	3	2	1	0				18
*Buckley	2	0	2	0				12
J.Harris	2	0	2	0				12
Workman	2	0	2	0				12
Beach	1	0	1	0				6
T.Bennett	1	0	0	1				6
*Brooks	1	0	1	0				6
Favre	1	1	0	0				6
Taylor	1	0	1	0				6
<b>Packers</b>	<b>30</b>	<b>7</b>	<b>20</b>	<b>3</b>	<b>30/30</b>	<b>22/29</b>	<b>0</b>	<b>276</b>
<b>Opponents</b>	<b>32</b>	<b>12</b>	<b>16</b>	<b>4</b>	<b>32/32</b>	<b>24/27</b>	<b>0</b>	<b>296</b>

Field Goals	1-19	20-29	30-39	40-49	50+
Jacke	0/0	5/7	9/10	6/9	2/3
<b>Packers</b>	<b>0/0</b>	<b>5/7</b>	<b>9/10</b>	<b>6/9</b>	<b>2/3</b>
<b>Opponents</b>	<b>2/2</b>	<b>5/6</b>	<b>11/11</b>	<b>5/7</b>	<b>1/1</b>
<b>Jacke:</b>	(25G,24G)(33G)(32N,37G,47N)(47G,25N)(43N,41G)(44G,37G)(51G,28N)(53G,25G)(49N)(31G,41G)(39G)(34G,33G,29G,48G,52N)(46G)(39G,36G,20G)(1)				
<b>Opponents:</b>	(50G,38G,25G)(22G)(20G,34G,41G)(35G,20B)(49G)(26G)(18G,30G,21G)(32G,34G)(47G,38G)(34G)(36G)(42N)(44G)(19G,39G)(46G,32G,41N)				
Interceptions	No	Yds	Avg	Long	TD
Cecil	4	52	13.0	29	0
*Buckley	3	33	11.0	33t	1
Holland	3	27	9.0	22	0
Clark	2	70	35.0	43	0
Mitchell	2	40	20.0	35	0
Butler	1	0	0.0	0	0
<b>Packers</b>	<b>15</b>	<b>222</b>	<b>14.8</b>	<b>43</b>	<b>1</b>
<b>Opponents</b>	<b>15</b>	<b>198</b>	<b>13.2</b>	<b>69t</b>	<b>1</b>

Punting	No	Yds	Avg	TB	In	LG	B
McJulien	36	1386	38.5	4	8	67	2
Wagner	30	1222	40.7	5	10	52	0
<b>Packers</b>	<b>68</b>	<b>2608</b>	<b>38.4</b>	<b>9</b>	<b>18</b>	<b>67</b>	<b>2</b>
<b>Opponents</b>	<b>68</b>	<b>2941</b>	<b>43.3</b>	<b>16</b>	<b>14</b>	<b>71</b>	<b>0</b>
Punt Returns	Ret	FC	Yds	Avg	Long	TD	
*Buckley	21	5	211	10.0	58t	1	
*Brooks	11	1	102	9.3	22	0	
Cecil	1	0	0	0.0	0	0	
Clark	1	0	0	0.0	0	0	
Hauck	1	0	2	2.0	2	0	
<b>Packers</b>	<b>35</b>	<b>6</b>	<b>315</b>	<b>9.0</b>	<b>58t</b>	<b>1</b>	
<b>Opponents</b>	<b>26</b>	<b>10</b>	<b>230</b>	<b>8.8</b>	<b>95t</b>	<b>1</b>	

Kickoff Returns	No	Yds	Avg	Long	TD
*C.Harris	23	485	21.1	50	0
*Brooks	18	338	18.8	30	0
*E.Bennett	5	104	20.8	33	0
Jurkovic	3	39	13.0	14	0
Davey	1	8	8.0	8	0
*McNabb	1	15	15.0	15	0
Sims	1	11	11.0	11	0
West	1	0	0.0	0	0
Workman	1	17	17.0	17	0
<b>Packers</b>	<b>54</b>	<b>1017</b>	<b>18.8</b>	<b>50</b>	<b>0</b>
<b>Opponents</b>	<b>57</b>	<b>901</b>	<b>15.8</b>	<b>48</b>	<b>0</b>

Total First Downs	GB	Opp	Rushing	No	Yds	Avg	Long	TD
	291	277	Workman	159	631	4.0	44	2
	101	89	Thompson	76	254	3.3	33	2
	171	170	*E.Bennett	61	214	3.5	18	0
	19	18	Favre	47	198	4.2	19	1
	91/214	71/189	Sydney	51	163	3.2	19	2
	42.5	37.6	Majkowski	8	33	4.1	8	0
	6/11	7/16	McGee	8	19	2.4	4	0
	54.5	43.8	*Brooks	2	14	7.0	8	0
	32:30	27:30	*McNabb	2	11	5.5	8	0
	4785	5098	*C.Harris	2	10	5.0	7	0
	299.1	318.6	Sharpe	4	8	2.0	14	0
	990	923	<b>Packers</b>	<b>420</b>	<b>1555</b>	<b>3.7</b>	<b>44</b>	<b>7</b>
	4.8	5.5	<b>Opponents</b>	<b>406</b>	<b>1821</b>	<b>4.5</b>	<b>71</b>	<b>12</b>

NFC Central	W	L	T	Pct	Pts	OP
Minnesota	11	5	0	.688	374	249
<b>Green Bay</b>	<b>9</b>	<b>7</b>	<b>0</b>	<b>.563</b>	<b>276</b>	<b>296</b>
Tampa Bay	5	11	0	.313	267	365
Chicago	5	11	0	.313	295	361
Detroit	5	11	0	.313	273	332

Receiving	No	Yds	Avg	Long	TD
Sharpe	108	1461	13.5	76t	13
J.Harris	55	595	10.8	40	2
Sydney	49	384	7.8	20	1
Workman	47	290	6.2	21	0
Beach	17	122	7.2	20	1
Lewis	13	152	11.7	27	0
Thompson	13	129	9.9	43	1
*E.Bennett	13	93	7.2	22	0
*Brooks	12	126	10.5	18	1
McGee	6	60	10.0	15	0
West	4	30	7.5	10	0
Taylor	2	63	31.5	35t	1
Favre	1	-7	-7.0	-7	0
<b>Packers</b>	<b>340</b>	<b>3498</b>	<b>10.3</b>	<b>76t</b>	<b>20</b>
<b>Opponents</b>	<b>277</b>	<b>3496</b>	<b>12.6</b>	<b>75t</b>	<b>16</b>

**Sacks:** T.Bennett 13.5, Paup 6.5, Brock 4.0, Jurkovic 2.0, Noble 2.0, Koonce 1.5, Archambeau 1.0, Brown 1.0, Dent 1.0, Tualo 1.0, Holland 0.5, Packers 34.0, Opponents 43.0

\* — rookie

Primary Starters			
WR	S.Beach	LE	M.Brock
LT	K.Ruettgers	NT	J.Jurkovic
LG	R.Moran	RE	R.Brown
	F.Winters	LOLB	B.Paup
C	J.Campen		G.Koonce
RG	R.Hallstrom	LILB	B.Noble
RT	T.Robbins	RILB	J.Holland
TE	E.West	ROLB	T.Bennett
	J.Harris	LCB	*T.Buckley
WR	S.Sharpe		L.Billups
QB	B.Favre	RCB	V.Clark
RB	V.Workman		R.Mitchell
	D.Thompson	SS	L.Butler
FB	H.Sydney	FS	C.Cecil

Passing	Att	Cmp	Yds	Cmp%	Yds/Att	TD	TD%	Int	Int%	LG	Sck/Yds	Rtg
Favre	471	302	3227	64.1	6.85	18	3.8	13	2.8	76t	34/208	85.3
Majkowski	55	38	271	69.1	4.93	2	3.6	2	3.6	32	9/60	77.2
McJulien	1	0	0	0.0	0.00	0	0.0	0	0.0	0	0/0	39.6
<b>Packers</b>	<b>527</b>	<b>340</b>	<b>3498</b>	<b>64.5</b>	<b>6.64</b>	<b>20</b>	<b>3.8</b>	<b>15</b>	<b>2.8</b>	<b>76t</b>	<b>43/268</b>	<b>84.3</b>
<b>Opponents</b>	<b>483</b>	<b>277</b>	<b>3496</b>	<b>57.3</b>	<b>7.24</b>	<b>16</b>	<b>3.3</b>	<b>15</b>	<b>3.1</b>	<b>75t</b>	<b>34/219</b>	<b>78.1</b>

Community  
Admin & Coaches  
Veterans  
Draft & Free Agents  
2017 Review  
1992  
Lambeau Field  
Misc.



# 1993 9-7-0, .563, THIRD, NFC CENTRAL

Head Coach:	Mike Holmgren	GB	Opp	Attend	Site	Starting QB	Temp	
S 5	Los Angeles Rams (Milw)	.W	36	6	54,648	CoS	B.Favre	68
S 12	Philadelphia Eagles (GB)	.L	17	20	59,061	LF	B.Favre	72
S 26	@ Minnesota Vikings	.L	13	15	61,746	MD	B.Favre	dome
O 3	@ Dallas Cowboys	.L	14	36	63,568	TxS	B.Favre	72
O 10	Denver Broncos (GB)	.W	30	27	58,943	LF	B.Favre	43
O 24	@ Tampa Bay Buccaneers	.W	37	14	47,354	TaS	B.Favre	85
O 31	Chicago Bears (GB)	.W	17	3	58,945	LF	B.Favre	39
N 8	@ Kansas City Chiefs	.L	16	23	76,742	ArS	B.Favre	46
N 14	@ New Orleans Saints	.W	19	17	69,043	LSD	B.Favre	dome
N 21	Detroit Lions (Milw)	.W	26	17	55,119	CoS	B.Favre	47
N 28	Tampa Bay Buccaneers (GB)	.W	13	10	56,995	LF	B.Favre	29
D 5	@ Chicago Bears	.L	17	30	62,236	SF	B.Favre	38
D 12	@ San Diego Chargers	.W	20	13	57,930	JMS	B.Favre	67
D 19	Minnesota Vikings (Milw)	.L	17	21	54,773	CoS	B.Favre	36
D 26	Los Angeles Raiders (GB)	.W	28	0	54,482	LF	B.Favre	0
J 2	@ Detroit Lions	.L	20	30	77,510	PSD	B.Favre	dome
			340	282	969,095			
<b>Home:</b> 6-2 (452,966)		<b>Away:</b> 3-5 (516,129)						
<b>NFC Wild Card Playoff</b>								
J 8	@ Detroit Lions	.W	28	24	68,479	PSD	B.Favre	dome
<b>NFC Divisional Playoff</b>								
J 16	@ Dallas Cowboys	.L	17	27	64,790	TxS	B.Favre	58

	GB	Opp	Rushing	No	Yds	Avg	Long	TD	
<b>Total First Downs</b>	282	261	Thompson	169	654	3.9	60t	3	
Rushing	98	88	E.Bennett	159	550	3.5	19	9	
Passing	166	157	Favre	58	216	3.7	27	1	
Penalty	18	16	Stephens	48	173	3.6	22	1	
<b>Third Downs</b>	81/218	70/217	Brooks	3	17	5.7	21	0	
Efficiency	37.2	32.3	Sharpe	4	8	2.0	5	0	
<b>Fourth Downs</b>	9/16	3/19	Wilson	6	3	0.5	5	0	
Efficiency	56.3	15.8	Detmer	1	-2	-2.0	-2	0	
<b>Possession Avg.</b>	30:53	29:07	<b>Packers</b>	<b>448</b>	<b>1619</b>	<b>3.6</b>	<b>60t</b>	<b>14</b>	
<b>Total Net Yards</b>	4750	4482	<b>Opponents</b>	<b>424</b>	<b>1582</b>	<b>3.7</b>	<b>60</b>	<b>6</b>	
Avg. Per Game	296.9	280.1							
Total Plays	1006	999							
Avg. Per Play	4.7	4.5							
<b>Net Yards Rushing</b>	1619	1582							
Avg. Per Game	101.2	98.9							
Total Rushes	448	424							
<b>Net Yards Passing</b>	3131	2900							
Avg. Per Game	195.7	181.3							
Sacked/Yards Lost	30/199	46/301							
Gross Yards	3330	3201							
Att./Completions	528/322	529/290							
Completion Pct.	61.0	54.8							
Had Intercepted	24	18							
<b>Punts/Average</b>	74/42.9	79/40.2							
Net Punting Avg.	74/36.3	79/34.3							
<b>Penalties/Yards</b>	85/734	85/712							
<b>Fumbles/Ball Lost</b>	26/10	33/15							
<b>Touchdowns</b>	35	27							
Rushing	14	6							
Passing	19	16							
Returns	2	5							

	W	L	T	Pct	Pts	OP
<b>NFC Central</b>						
Detroit	10	6	0	.625	298	292
Minnesota	9	7	0	.563	277	290
<b>Green Bay</b>	<b>9</b>	<b>7</b>	<b>0</b>	<b>.563</b>	<b>340</b>	<b>282</b>
Chicago	7	9	0	.438	234	230
Tampa Bay	5	11	0	.313	237	376

	Receiving	No	Yds	Avg	Long	TD
Sharpe	112	1274	11.4	54	11	
E.Bennett	59	457	7.7	39t	1	
J.Harris	42	604	14.4	66t	4	
Clayton	32	331	10.3	32	3	
West	25	253	10.1	24	0	
Brooks	20	180	9.0	25	0	
Thompson	18	129	7.2	34	0	
Stephens	5	31	6.2	10	0	
Lewis	2	21	10.5	17	0	
Wilson	2	18	9.0	11	0	
Chmura	2	13	6.5	7	0	
C.Harris	2	11	5.5	6	0	
Morgan	1	8	8.0	8	0	
<b>Packers</b>	<b>322</b>	<b>3330</b>	<b>10.3</b>	<b>66t</b>	<b>19</b>	
<b>Opponents</b>	<b>290</b>	<b>3201</b>	<b>11.0</b>	<b>67t</b>	<b>16</b>	

<b>Primary Starters</b>					
WR	M.Clayton	LE	R.White		
LT	K.Ruettgers	NT	J.Jurkovic		
LG	D.Widell	RE	M.Brock		
	F.Winters	LQB	*W.Simmons		
C	F.Winters	LILB	G.Koonce		
RG	H.Galbreath	RILB	J.Holland		
RT	T.Robbins	ROLB	B.Paup		
	J.Sims	LCB	T.Buckley		
TE	J.Harris	RCB	R.Mitchell		
	E.West	SS	L.Butler		
WR	S.Sharpe	FS	*G.Teague		
QB	B.Favre				
RB	D.Thompson				
	J.Stephens				
FB	E.Bennett				

Scoring	TD	Ru	Pa	Rt	PAT	FG	S	PTS
Jacke	0	0	0	0	35/35	31/37	0	128
Sharpe	11	0	11	0	0	0	0	66
E.Bennett	10	9	1	0	0	0	0	60
J.Harris	4	0	4	0	0	0	0	24
Clayton	3	0	3	0	0	0	0	18
Thompson	3	3	0	0	0	0	0	18
Brooks	1	0	0	1	0	0	0	6
Butler	1	0	0	1	0	0	0	6
Favre	1	1	0	0	0	0	0	6
Stephens	1	1	0	0	0	0	0	6
<b>Packers</b>	<b>35</b>	<b>14</b>	<b>19</b>	<b>2</b>	<b>35/35</b>	<b>31/37</b>	<b>0</b>	<b>340</b>
<b>Opponents</b>	<b>27</b>	<b>6</b>	<b>16</b>	<b>5</b>	<b>27/27</b>	<b>31/40</b>	<b>0</b>	<b>282</b>

Field Goals	1-19	20-29	30-39	40-49	50+
Jacke	1/1	12/12	6/10	6/7	6/7
<b>Packers</b>	<b>1/1</b>	<b>12/12</b>	<b>6/10</b>	<b>6/7</b>	<b>6/7</b>
<b>Opponents</b>	<b>3/3</b>	<b>8/8</b>	<b>10/11</b>	<b>6/8</b>	<b>4/10</b>
<b>Jacke:</b> (51G,33G)(23G)(49G,20G)(42N)(28G,32G,21G)(50G,44G,24G)(40G,23G,51G,19G)(38G,21G,44G,36G)(27G,52G,20G,53N,34G)(24G,36G)(36N,26G,51G,42G,33N)(20G)(37N,30N)(54G,47G)					
<b>Opponents:</b> (31G,32G)(31N,27G,30G)(35G,19G,29G,51G,49N,22G)(33G,19G,19G,50G,48G)(47G,37G)(33G)(23G,47B,34G,40G)(53N,27G)(52N,50G)(30G)(29G,24G,52M,29G)(47G,43G)(51N,54N)(56N,37G,53G,48G)					

Interceptions	No	Yds	Avg	Long	TD
Butler	6	131	21.8	39	0
Holland	2	41	20.5	30	0
Buckley	2	31	15.5	31	0
*Simmons	2	21	10.5	19	0
*Teague	1	22	22.0	22	0
Paup	1	8	8.0	8	0
Prior	1	1	1.0	1	0
Brock	1	0	0.0	0	0
*Evans	1	0	0.0	0	0
Mitchell	1	0	0.0	0	0
<b>Packers</b>	<b>18</b>	<b>255</b>	<b>14.2</b>	<b>39</b>	<b>0</b>
<b>Opponents</b>	<b>24</b>	<b>437</b>	<b>18.2</b>	<b>86t</b>	<b>3</b>

Punting	No	Yds	Avg	TB	In	Lg	B
Wagner	74	3174	42.9	7	19	60	0
<b>Packers</b>	<b>74</b>	<b>3174</b>	<b>42.9</b>	<b>7</b>	<b>19</b>	<b>60</b>	<b>0</b>
<b>Opponents</b>	<b>79</b>	<b>3176</b>	<b>40.2</b>	<b>3</b>	<b>20</b>	<b>58</b>	<b>0</b>

Punt Returns	Ret	FC	Yds	Avg	Long	TD
Prior	17	3	194	11.4	24	0
Brooks	16	4	135	8.4	35	0
Buckley	11	5	76	6.9	39	0
*Teague	1	0	-1	-1.0	-1	0
<b>Packers</b>	<b>45</b>	<b>12</b>	<b>404</b>	<b>9.0</b>	<b>39</b>	<b>0</b>
<b>Opponents</b>	<b>38</b>	<b>12</b>	<b>350</b>	<b>9.2</b>	<b>35</b>	<b>0</b>

Kickoff Returns	No	Yds	Avg	Long	TD
Brooks	23	611	26.6	95t	0
C.Harris	16	482	30.1	65	0
Thompson	9	171	19.0	42	0
Wilson	9	197	21.9	37	0
Jurkovic	2	22	11.0	13	0
Chmura	1	0	0.0	0	0
<b>Packers</b>	<b>60</b>	<b>1483</b>	<b>24.7</b>	<b>95t</b>	<b>1</b>
<b>Opponents</b>	<b>70</b>	<b>1407</b>	<b>20.1</b>	<b>68</b>	<b>0</b>

\* - rookie

Sacks:	White	13.0	Paup	11.0	T.Bennett	6.5	Jurkovic	5.5	Koonce	3.0	Brock	2.0	Holland	2.0	Butler	1.0	Patterson	1.0	*Simmons	1.0	Packers	46.0	Opponents	30.0
--------	-------	------	------	------	-----------	-----	----------	-----	--------	-----	-------	-----	---------	-----	--------	-----	-----------	-----	----------	-----	---------	------	-----------	------

Passing	Att	Cmp	Yds	Cmp%	Yds/Att	TD	TD%	Int	Int%	LG	Sck/Yds	Rtng
Favre	522	318	3303	60.9	6.33	19	3.6	24	4.6	66t	30/199	72.2
Detmer	5	3	26	60.0	5.20	0	0.0	0	0.0	25	0/0	73.8
Sharpe	1	1	1	100.0	1.00	0	0.0	0	0.0	1	0/0	79.2
<b>Packers</b>	<b>528</b>	<b>322</b>	<b>3330</b>	<b>61.0</b>	<b>6.31</b>	<b>19</b>	<b>3.6</b>	<b>24</b>	<b>4.5</b>	<b>66t</b>	<b>30/199</b>	<b>72.2</b>
<b>Opponents</b>	<b>529</b>	<b>290</b>	<b>3201</b>	<b>54.8</b>	<b>6.05</b>	<b>16</b>	<b>3.0</b>	<b>18</b>	<b>3.4</b>	<b>67t</b>	<b>46/301</b>	<b>68.9</b>

Community  
Admin. & Coaches  
Veterans  
Draft & Free Agents  
2017 Review  
Lambeau Field  
Misc.

Head Coach:		GB	Opp	Attend	Site	Starting QB	Temp	
S 4	Minnesota Vikings (GB)	W	16	10	59,487	LF	B.Favre	65
S 11	Miami Dolphins (Milw)	L	14	24	55,011	CoS	B.Favre	78
S 18	@ Philadelphia Eagles	L	7	13	63,922	VS	B.Favre	70
S 25	Tampa Bay Buccaneers (GB)	W	30	3	58,551	LF	B.Favre	66
O 2	@ New England Patriots	L	16	17	57,522	FS	B.Favre	60
O 9	Los Angeles Rams (GB)	W	24	17	58,911	LF	B.Favre	47
O 20	@ Minnesota Vikings	L	10	13	63,041	MD	B.Favre	dome
O 31	@ Chicago Bears	W	33	6	47,381	SF	B.Favre	42
N 6	Detroit Lions (Milw)	W	38	30	54,995	CoS	B.Favre	49
N 13	New York Jets (GB)	W	17	10	58,307	LF	B.Favre	51
N 20	@ Buffalo Bills	L	20	29	79,029	RiS	B.Favre	54
N 24	@ Dallas Cowboys	L	31	42	64,597	TxS	B.Favre	65
D 4	@ Detroit Lions	L	31	34	76,338	PSD	B.Favre	dome
D 11	Chicago Bears (GB)	W	40	3	57,927	LF	B.Favre	33
D 18	Atlanta Falcons (Milw)	W	21	17	54,885	CoS	B.Favre	33
D 24	@ Tampa Bay Buccaneers	W	34	19	65,076	TaS	B.Favre	63
			382	287	974,980			
Home: 7-1 (458,074)		Away: 2-6 (516,906)						+ — overtime
<b>NFC Wild Card Playoff</b>								
D 31	Detroit Lions (GB)	W	16	12	58,125	LF	B.Favre	33
<b>NFC Divisional Playoff</b>								
J 8	@ Dallas Cowboys	L	9	35	64,745	TxS	B.Favre	55

	GB	Opp	Rushing	No	Yds	Avg	Long	TD
<b>Total First Downs</b>	314	281	Bennett	178	623	3.5	39T	5
Rushing	88	82	Cobb	153	579	3.8	30	3
Passing	205	182	Favre	42	202	4.8	36T	2
Penalty	21	17	*L.Johnson	26	99	3.8	43	0
<b>Third Downs</b>	97/225	79/222	Sharpe	3	15	5.0	8	0
Efficiency	43.1	35.6	*Levens	5	15	3.0	5	0
<b>Fourth Downs</b>	6/14	9/18	Brunell	6	7	1.2	5T	1
Efficiency	42.9	50.0	Jordan	1	5	5.0	5	0
<b>Possession Avg</b>	30:56	29:04	Brooks	1	0	0.0	0	0
<b>Total Net Yards</b>	5316	4764	Thompson	2	-2	-1.0	2	0
Avg. Per Game	332.3	297.8	Packers	417	1543	3.7	43	11
Total Plays	1059	1023	Opponents	381	1363	3.6	63	9
Avg. Per Play	5.0	4.7						
<b>Net Yards Rushing</b>	1543	1363						
Avg. Per Game	96.4	85.2						
Total Rushes	417	381						
<b>Net Yards Passing</b>	3773	3401						
Avg. Per Game	235.8	212.6						
Sacked/Yards Lost	33/204	37/276						
Gross Yards	3977	3677						
Att./Completions	609/375	605/337						
Completion Pct.	61.6	55.7						
Had Intercepted	14	21						
<b>Punts/Average</b>	81/41.4	88/39.7						
Net Punting Avg.	81/35.5	88/33.8						
<b>Penalties/Yards</b>	85/760	82/675						
<b>Fumbles/Ball Lost</b>	25/8	32/12						
<b>Touchdowns</b>	47	32						
Rushing	11	9						
Passing	33	20						
Returns	3	3						
<b>By Quarter</b>								
	Q1	Q2	Q3	Q4	OT	Pts		
Packers	89	129	92	72	0	382		
Opponents	40	96	65	83	3	287		

Primary Starters			
WR	R.Brooks	LE	R.White
LT	K.Ruettings	NT	J.Jurkovic
LG	G.McIntyre	DT	S.McMichael
	F.Winters	RE	S.Jones
C	F.Winters	LOLB	B.Paup
	J.Dukes	MLB	F.Strickland
RG	H.Galbreath	ROLB	G.Koonce
RT	J.Sims	LCB	T.Buckley
TE	E.West	RCB	D.Evans
	M.Chmura	SS	L.Butler
WR	S.Sharpe	FS	G.Teague
QB	B.Favre		
RB	R.Cobb		
FB	E.Bennett		

NFC Central	W	L	T	Pct	Pts	OP
Minnesota	10	6	0	.625	356	314
<b>Green Bay</b>	<b>9</b>	<b>7</b>	<b>0</b>	<b>.563</b>	<b>382</b>	<b>287</b>
Detroit	9	7	0	.563	357	342
Chicago	9	7	0	.563	271	307
Tampa Bay	6	10	0	.375	251	351

Receiving	No	Yds	Avg	Long	TD
Sharpe	94	1119	11.9	49	18
Bennett	78	546	7.0	40	4
Brooks	58	648	11.2	35	4
Cobb	35	299	8.5	37	1
West	31	377	12.2	26	2
Morgan	28	397	14.2	47	4
Chmura	14	165	11.8	27	0
*L.Johnson	13	168	12.9	33	0
Lewis	7	108	15.4	38	0
R.Johnson	7	79	11.3	24	0
*Wilner	5	31	6.2	9	0
*Mickens	4	31	7.8	11	0
*Levens	1	9	9.0	9	0
<b>Packers</b>	<b>375</b>	<b>3977</b>	<b>10.6</b>	<b>49</b>	<b>33</b>
<b>Opponents</b>	<b>337</b>	<b>3677</b>	<b>10.9</b>	<b>68</b>	<b>20</b>

**Sacks:** Jones 10.5, White 8.0, Paup 7.5, Gi.Brown 3.0, McMichael 2.5, Davey 1.5, Butler 1.0, Evans 1.0, Koonce 1.0, \*Wilkins 1.0, Packers 37.0, Opponents 33.0

Passing	Att	Cmp	Yds	Cmp%	Yds/Att	TD	TD%	Int	Int%	LG	Sck/Yds	Rtg
Favre	582	363	3882	62.4	6.67	33	5.7	14	2.4	49	31/188	90.7
Brunell	27	12	95	44.4	3.52	0	0.0	0	0.0	25	2/16	53.8
<b>Packers</b>	<b>609</b>	<b>375</b>	<b>3977</b>	<b>61.6</b>	<b>6.53</b>	<b>33</b>	<b>5.4</b>	<b>14</b>	<b>2.3</b>	<b>49</b>	<b>33/204</b>	<b>89.1</b>
<b>Opponents</b>	<b>605</b>	<b>337</b>	<b>3677</b>	<b>55.7</b>	<b>6.08</b>	<b>20</b>	<b>3.3</b>	<b>21</b>	<b>3.5</b>	<b>68</b>	<b>37/276</b>	<b>70.4</b>

Scoring	TD	Ru	Pa	Rt	PAT	FG	S	Pts
Sharpe	18	0	18	0	0	0	0	108
Jacke	0	0	0	0	41/43	19/26	0	98
Bennett	9	5	4	0	0	0	0	54
Brooks	6	0	4	2	0	0	0	36
Cobb	4	3	1	0	0	0	0	24
Morgan	4	0	4	0	0	0	0	24
West	2	0	2	0	0	0	0	14
Favre	2	2	0	0	0	0	0	12
Brunell	1	1	0	0	0	0	0	6
Paup	1	0	0	1	0	0	0	6
<b>Packers</b>	<b>47</b>	<b>11</b>	<b>33</b>	<b>3</b>	<b>41/43</b>	<b>19/26</b>	<b>0</b>	<b>382</b>
<b>Opponents</b>	<b>32</b>	<b>9</b>	<b>20</b>	<b>3</b>	<b>24/24</b>	<b>21/25</b>	<b>1</b>	<b>287</b>
<b>2-Pt. Conversions:</b> West, Packers 1-4, Opponents 3-8								

Field Goals	1-19	20-29	30-39	40-49	50+
Jacke	1/1	11/11	4/6	2/5	1/3
<b>Packers</b>	<b>1/1</b>	<b>11/11</b>	<b>4/6</b>	<b>2/5</b>	<b>1/3</b>
<b>Opponents</b>	<b>0/0</b>	<b>11/12</b>	<b>7/8</b>	<b>2/3</b>	<b>2/12</b>
<b>Jacke:</b> (25G,39G,49G)(46N)(1)(21G,20G,22G)(27G)(25G,49N)(50G)(30B)(30G)(51N,46G)(1)(28G)(42N,24G)(39G,24G,20G,29G)(51N,37N)(38G,18G)					
<b>Opponents:</b> (28G)(48G)(26G,26G)(24G)(48N,32N,33G)(37G)(29G,27G)(1)(51N)(20G)(38G,51G,25N)(41G,37G,35G)(27G,34G)(25G)(20G)(38G,27G)					
Interceptions	No	Yds	Avg	Long	TD
Buckley	5	38	7.6	26	0
Butler	3	68	22.7	51	0
Paup	3	47	15.7	30	1
Teague	3	33	11.0	16	0
Willis	2	20	10.0	17	0
*McGill	2	16	8.0	16	0
Strickland	1	7	7.0	7	0
K.Johnson	1	3	3.0	3	0
Evans	1	0	0.0	0	0
<b>Packers</b>	<b>21</b>	<b>232</b>	<b>11.0</b>	<b>51</b>	<b>1</b>
<b>Opponents</b>	<b>14</b>	<b>193</b>	<b>13.8</b>	<b>36</b>	<b>0</b>

Punting	No	Yds	Avg	TB	In	LG	B
Hentrich	81	3351	41.4	10	24	70	0
<b>Packers</b>	<b>81</b>	<b>3351</b>	<b>41.4</b>	<b>10</b>	<b>24</b>	<b>70</b>	<b>0</b>
<b>Opponents</b>	<b>88</b>	<b>3491</b>	<b>39.7</b>	<b>5</b>	<b>21</b>	<b>60</b>	<b>0</b>

Punt Returns	Ret	FC	Yds	Avg	Long	TD
Brooks	40	13	352	8.8	85T	1
Prior	8	4	62	7.8	16	0
Jordan	1	1	0	0.0	0	0
<b>Packers</b>	<b>49</b>	<b>18</b>	<b>414</b>	<b>8.4</b>	<b>85T</b>	<b>1</b>
<b>Opponents</b>	<b>36</b>	<b>10</b>	<b>272</b>	<b>7.6</b>	<b>25</b>	<b>0</b>

Kickoff Returns	No	Yds	Avg	Long	TD
Harris	29	618	21.3	59	0
Brooks	9	260	28.9	96T	1
Jordan	5	115	23.0	33	0
Jurkovic	4	57	14.3	16	0
Thompson	4	67	16.8	19	0
*Levens	2	31	15.5	16	0
M.Wilson	2	14	7.0	14	0
Davey	1	6	6.0	6	0
<b>Packers</b>	<b>56</b>	<b>1168</b>	<b>20.9</b>	<b>96T</b>	<b>1</b>
<b>Opponents</b>	<b>75</b>	<b>1380</b>	<b>18.4</b>	<b>91T</b>	<b>1</b>

\* — rookie

Community

Admin & Coaches

Veterans

Draft & Free Agents

2017 Review

1994

Lambeau Field

Misc.



# 13-3-0, .813, FIRST, NFC CENTRAL 1996

Head Coach:	Mike Holmgren	GB	Opp	Attend	Site	Starting QB	Temp	
S 1	@ Tampa Bay Buccaneers	W	34	3	54,102	HS	B.Favre	86
S 9	Philadelphia Eagles	W	39	13	60,666	LF	B.Favre	65
S 15	San Diego Chargers	W	42	10	60,584	LF	B.Favre	65
S 22	@ Minnesota Vikings	L	21	30	64,168	MD	B.Favre	dome
S 29	@ Seattle Seahawks	W	31	10	59,973	KD	B.Favre	dome
O 6	@ Chicago Bears	W	37	6	65,480	SF	B.Favre	68
O 14	San Francisco 49ers	+W	23	20	60,716	LF	B.Favre	44
O 27	Tampa Bay Buccaneers	W	13	7	60,627	LF	B.Favre	56
N 3	Detroit Lions	W	28	18	60,695	LF	B.Favre	43
N 10	@ Kansas City Chiefs	L	20	27	79,281	ArS	B.Favre	30
N 18	@ Dallas Cowboys	L	6	21	65,032	TxS	B.Favre	55
N 24	@ St. Louis Rams	W	24	9	61,499	TWD	B.Favre	dome
D 1	Chicago Bears	W	28	17	59,682	LF	B.Favre	29
D 8	Denver Broncos	W	41	6	60,712	LF	B.Favre	31
D 15	@ Detroit Lions	W	31	3	73,214	PSD	B.Favre	dome
D 22	Minnesota Vikings	W	38	10	59,306	LF	B.Favre	31
				456	210	1,005,737		

Home: 8-0 (482,988) Away: 5-3 (522,749) + — overtime

### NFC Divisional Playoff

J 4	San Francisco 49ers	W	35	14	60,787	LF	B.Favre	34
-----	---------------------	---	----	----	--------	----	---------	----

### NFC Championship

J 12	Carolina Panthers	W	30	13	60,216	LF	B.Favre	3
------	-------------------	---	----	----	--------	----	---------	---

### Super Bowl XXXI

J 26	New England Patriots (@ N.O.)	W	35	21	72,301	LSD	B.Favre	dome
------	-------------------------------	---	----	----	--------	-----	---------	------

	GB	Opp	Rushing	No	Yds	Avg	Long	TD	
<b>Total First Downs</b>	338	248	Bennett	222	899	4.0	23	2	
Rushing	118	74	Levens	121	566	4.7	24	5	
Passing	197	151	Favre	49	136	2.8	23	2	
Penalty	23	23	Henderson	39	130	3.3	14	0	
<b>Third Downs</b>	97/219	74/226	Jervey	26	106	4.1	12	0	
Efficiency	44.3	32.7	R.Brooks	4	2	0.5	6	0	
<b>Fourth Downs</b>	5/11	14/22	McMahon	4	-1	-0.3	2	0	
Efficiency	45.5	63.6	<b>Packers</b>	<b>465</b>	<b>1838</b>	<b>4.0</b>	<b>24</b>	<b>7</b>	
<b>Possession Avg.</b>	31:53	28:07	<b>Opponents</b>	<b>400</b>	<b>1416</b>	<b>3.5</b>	<b>37</b>	<b>9</b>	
<b>Total Net Yards</b>	5535	4156	<b>NFC Central W L T Pct Pts OP</b>						
Avg. Per Game	345.9	259.8	<b>Green Bay</b>	<b>13</b>	<b>3</b>	<b>0</b>	<b>.813</b>	<b>456</b>	<b>210</b>
Total Plays	1053	981	Minnesota	9	7	0	.563	298	315
Avg. Per Play	5.3	4.2	Chicago	7	9	0	.438	283	305
<b>Net Yards Rushing</b>	1838	1416	Tampa Bay	6	10	0	.375	221	293
Avg. Per Game	114.9	88.5	Detroit	5	11	0	.313	302	368
Total Rushes	465	400	<b>Receiving No Yds Avg Long TD</b>						
<b>Net Yards Passing</b>	3697	2740	Freeman	56	933	16.7	51t	9	
Avg. Per Game	231.1	171.3	Jackson	40	505	12.6	51t	10	
Sacked/Yards Lost	40/241	37/202	Beebe	39	699	17.9	80t	4	
Gross Yards	3938	2942	Levens	31	226	7.3	49	5	
Att./Completions	548/328	544/283	Bennett	31	176	5.7	25t	1	
Completion Pct.	59.9	52.0	Chmura	28	370	13.2	29	0	
Had Intercepted	13	26	Henderson	27	203	7.5	27	1	
<b>Punts/Average</b>	68/42.4	90/43.1	R.Brooks	23	344	15.0	38	4	
Net Punting Avg.	68/36.3	90/32.5	Mickens	18	161	8.9	19	2	
<b>Penalties/Yards</b>	92/714	107/797	Rison	13	135	10.4	22t	1	
<b>Fumbles/Ball Lost</b>	33/11	25/13	Howard	13	95	7.3	12	0	
<b>Touchdowns</b>	56	19	*Maves	6	46	7.7	12	2	
Rushing	9	7	Thomason	3	45	15.0	24	0	
Passing	39	12	<b>Packers</b>	<b>328</b>	<b>3938</b>	<b>12.0</b>	<b>80t</b>	<b>39</b>	
Returns	8	0	<b>Opponents</b>	<b>283</b>	<b>2942</b>	<b>10.4</b>	<b>69</b>	<b>12</b>	

By Quarter	Q1	Q2	Q3	Q4	OT	Pts
Packers	76	125	136	116	3	456
Opponents	32	96	25	57	0	210

### Primary Starters

WR	A.Freeman	LE	R.White
LT	*J.Michels	NT	Gi.Brown
	Ga.Brown	DT	S.Dotson
LG	A.Taylor	RE	S.Jones
C	F.Winters	LOLB	W.Simmons
RG	A.Timmerman	MLB	G.Koonce
RT	E.Dotson	ROLB	B.Williams
TE	M.Chmura	LCB	C.Newsome
	K.Jackson	RCB	D.Evans
WR	R.Brooks	SS	L.Butler
	D.Beebe	FS	E.Robinson
QB	B.Favre		
RB	E.Bennett		
FB	W.Henderson		

**Sacks:** White 8.5, Butler 6.5, S.Dotson 5.5, S.Jones 5.0, Evans 3.0, Wilkins 3.0, Simmons 2.5, Gi.Brown 1.0, \*McKenzie 1.0, Clavelle 0.5, B.Williams 0.5, Packers 37.0, Opponents 40.0

\* — rookie

Passing	Att	Cmp	Yds	Cmp%	Yds/Att	TD	TD%	Int	Int%	LG	Sck/Yds	Rtg
Favre	543	325	3899	59.9	7.18	39	7.2	13	2.4	80t	40/241	95.8
McMahon	4	3	39	75.0	9.75	0	0.0	0	0.0	24	0/0	105.2
Hentrich	1	0	0	0.0	0.0	0	0.0	0	0.0	0	0/0	39.6
<b>Packers</b>	<b>548</b>	<b>328</b>	<b>3938</b>	<b>59.9</b>	<b>7.19</b>	<b>39</b>	<b>7.1</b>	<b>13</b>	<b>2.4</b>	<b>80t</b>	<b>40/241</b>	<b>95.7</b>
<b>Opponents</b>	<b>544</b>	<b>283</b>	<b>2942</b>	<b>52.0</b>	<b>5.41</b>	<b>12</b>	<b>2.2</b>	<b>26</b>	<b>4.8</b>	<b>69</b>	<b>37/202</b>	<b>55.4</b>

Scoring	TD	Ru	Pa	Pat	PAT	FG	S	Pts
Jacke	0	0	0	0	51/53	21/27	0	114
Jackson	10	0	10	0	0	0	0	66
Levens	10	5	5	0	0	0	0	60
Freeman	9	0	9	0	0	0	0	54
Beebe	6	0	4	2	0	0	0	36
R.Brooks	4	0	4	0	0	0	0	24
Bennett	3	2	1	0	0	0	0	22
Howard	3	0	3	0	0	0	0	18
Favre	2	2	0	0	0	0	0	12
*Maves	2	0	2	0	0	0	0	12
Mickens	2	0	2	0	0	0	0	12
Butler	1	0	1	0	0	0	0	6
Evans	1	0	1	0	0	0	0	6
Henderson	1	0	1	0	0	0	0	6
Koonce	1	0	1	0	0	0	0	6
Rison	1	0	1	0	0	0	0	6

**Packers** 56 9 39 8 51/53 21/27 1 456  
**Opponents** 19 7 12 0 17/17 25/27 1 210

**2-Pt. Conversions:** Bennett 2, Packers 2-3, Opponents 1-2

### Field Goals 1-19 20-29 30-39 40-49 50+

Jacke	0/0	6/6	9/11	5/9	1/1
<b>Packers</b>	<b>0/0</b>	<b>6/6</b>	<b>9/11</b>	<b>5/9</b>	<b>1/1</b>
<b>Opponents</b>	<b>0/0</b>	<b>4/5</b>	<b>9/9</b>	<b>12/13</b>	<b>0/0</b>

**Jacke:** (23G,40G,46N)(29G,44G,38G)  
(48N)(36G,38N)(32G)(30G,25G,35G,31G)  
53G(40G,48G,46N)(1)(24G,49G)(32N)(37G)  
46N(33G,22G)(20G)(35G)  
**Opponents:** (48G)(1)(43G,46N)(34G,44G,  
33G)(44G)(40G,41G)(48G,28G)(27N)(48G)  
(26G,22G)(45G,37G,42G,45G,35G,39G,  
28G)(1)(34G)(40G,39G)(39G)(34G)

### Interceptions No Yds Avg Long TD

E.Robinson	6	107	17.8	39	0
Butler	5	149	29.8	90t	1
Evans	5	102	20.4	63	1
Koonce	3	84	28.0	75t	1
Newsome	2	22	11.0	20	0
White	1	46	46.0	46	0
Prior	1	7	7.0	7	0
Dowden	1	5	5.0	5	0
Hollinquest	1	2	2.0	2	0
Simmons	1	0	0.0	0	0
<b>Packers</b>	<b>26</b>	<b>524</b>	<b>20.2</b>	<b>90t</b>	<b>3</b>
<b>Opponents</b>	<b>13</b>	<b>98</b>	<b>7.5</b>	<b>41</b>	<b>0</b>

### Punting No Yds Avg TB In Lg B

Hentrich	68	2886	42.4	9	28	65
<b>Packers</b>	<b>68</b>	<b>2886</b>	<b>42.4</b>	<b>9</b>	<b>28</b>	<b>65</b>
<b>Opponents</b>	<b>90</b>	<b>3876</b>	<b>43.1</b>	<b>4</b>	<b>15</b>	<b>63</b>

### Punt Returns Ret FC Yds Avg Long TD

Howard	58	16	875	15.1	92t	3
Prior	0	0	0	0.0	0	0
<b>Packers</b>	<b>58</b>	<b>17</b>	<b>875</b>	<b>15.1</b>	<b>92t</b>	<b>3</b>
<b>Opponents</b>	<b>29</b>	<b>15</b>	<b>237</b>	<b>8.2</b>	<b>26</b>	<b>0</b>

### Kickoff Returns No Yds Avg Long TD

Howard	22	460	20.9	40	0
Beebe	15	403	26.9	90t	1
Levens	5	84	16.8	29	0
Henderson	2	38	19.0	23	0
Freeman	1	16	16.0	16	0
Jervey	1	17	17.0	17	0
Thomason	1	20	20.0	20	0
<b>Packers</b>	<b>47</b>	<b>1038</b>	<b>22.1</b>	<b>90t</b>	<b>1</b>
<b>Opponents</b>	<b>76</b>	<b>1649</b>	<b>21.7</b>	<b>45</b>	<b>0</b>

Community

Admin & Coaches

Veterans

Draft & Free Agents

Review

2017

Lambeau Field

Misc.



# 1997 13-3-0, .813, FIRST, NFC CENTRAL

Head Coach:	Mike Holmgren	GB	Opp	Attend	Site	Starting QB	Temp	
S 1	Chicago Bears	W	38	24	60,766	LF	B.Favre	73
S 7	@ Philadelphia Eagles	L	9	10	66,803	VS	B.Favre	78
S 14	Miami Dolphins	W	23	18	60,075	LF	B.Favre	70
S 21	Minnesota Vikings	W	38	32	60,115	LF	B.Favre	59
S 28	@ Detroit Lions	L	15	26	78,110	PSD	B.Favre	dome
O 5	Tampa Bay Buccaneers	W	21	16	60,100	LF	B.Favre	75
O 12	@ Chicago Bears	W	24	23	62,212	SF	B.Favre	73
O 27	@ New England Patriots	W	28	10	59,972	FS	B.Favre	52
N 2	Detroit Lions	W	20	10	60,126	LF	B.Favre	35
N 9	St. Louis Rams	W	17	7	60,093	LF	B.Favre	42
N 16	@ Indianapolis Colts	L	38	41	60,928	RCA	B.Favre	dome
N 23	Dallas Cowboys	W	45	17	60,111	LF	B.Favre	22
D 1	@ Minnesota Vikings	W	27	11	64,001	MD	B.Favre	dome
D 7	@ Tampa Bay Buccaneers	W	17	6	73,523	HS	B.Favre	56
D 14	@ Carolina Panthers	W	31	10	70,887	ES	B.Favre	40
D 20	Buffalo Bills	W	31	21	60,108	LF	B.Favre	31

Scoring	TD	Ru	Pa	Rt	PAT	FG	S	PTS
*Longwell	0	0	0	0	48/48	24/30	0	120
Levens	12	7	5	0				74
Freeman	12	0	12	0				72
R.Brooks	7	0	7	0				42
Chmura	6	0	6	0				36
*Sharper	3	0	0	3				18
T.Davis	2	0	1	1				12
Wilkins	2	0	2	0				12
Favre	1	1	0	0				6
Hayden	1	1	0	0				6
Henderson	1	0	1	0				6
Mickens	1	0	1	0				6
Schroeder	1	0	1	0				6
Thomason	1	0	1	0				6

**Home:** 8-0 (481,494) **Away:** 5-3 (536,436)  
**NFC Divisional Playoff**  
 J 4 Tampa Bay Buccaneers..... W 21 7 60,327 LF B.Favre 28  
**NFC Championship**  
 J 11 @ San Francisco 49ers..... W 23 10 68,987 CP B.Favre 56  
**Super Bowl XXXII**  
 J 25 Denver Broncos (@ San Diego)..... L 24 31 68,912 QS B.Favre 67

**Field Goals 1-19 20-29 30-39 40-49 50+:**  
 \*Longwell... 4/4 7/8 10/13 2/4 1/1  
**Packers... 4/4 7/8 10/13 2/4 1/1**  
**Opponents... 0/0 7/8 8/10 8/11 1/1**  
**Longwell:** (38G,36G,29G)(22G,18G,27G,28N)(26G,24G,39G)(34G)(36G,19G,50G)(47B)(37G)(23G,44G)(44G)(18G)(34N,32G)(30G,35N,19G)(31B,27G)(31G)(45N,35G)

Total First Downs	GB	Opp	Rushing	No	Yds	Avg	Long	TD
Rushing	325	288	Levens	329	1435	4.4	52t	7
Passing	103	105	Favre	58	187	3.2	16	1
Penalty	191	156	Hayden	32	148	4.6	21	1
Efficiency	31	27	Henderson	31	113	3.6	15	0
Third Downs	80/202	77/232	R.Brooks	2	19	9.5	15	0
Efficiency	39.6	33.2	Freeman	1	14	14.0	14	0
Fourth Downs	5/5	12/24	Bono	3	-3	-1.0	-1	0
Efficiency	100.0	50.0	Pederson	3	-4	-1.3	-1	0
Possession Avg.	30:05	29:59	<b>Packers</b>	<b>459</b>	<b>1909</b>	<b>4.2</b>	<b>52t</b>	<b>9</b>
Total Net Yards	5614	4827	<b>Opponents</b>	<b>443</b>	<b>1876</b>	<b>4.2</b>	<b>68t</b>	<b>16</b>

**Opponents:** (42G)(48N,32G)(24G,31G,22G,34G)(22N,31G)(53G,44G,22G,39G)(23G)(41G)(38G)(34G)(37B,36N)(42G,42N,41G,35G,20G)(29G)(42G,44N)(24G,48G)(43G)()

Net Yards Rushing	GB	Opp	Avg. Per Game	Total Rushes	Net Yards Passing	GB	Opp
Avg. Per Game	350.9	301.7	Total Plays	1008	1047		
Avg. Per Play	5.6	4.6					
Avg. Per Game	119.3	117.3					
Total Rushes	459	443					
Net Yards Passing	3705	2951					
Avg. Per Game	231.6	184.4					
Sacked/Yards Lost	26/191	41/274					
Gross Yards	3896	3225					
Att./Completions	523/309	563/288					
Completion Pct.	59.1	51.2					
Had Intercepted	16	21					
Punts/Average	75/45.0	90/42.5					
Net Punting Avg.	75/36.0	90/36.6					
Penalties/Yards	93/718	114/945					
Fumbles/Ball Lost	24/16	25/11					
Touchdowns	50	30					
Rushing	9	16					
Passing	35	10					
Returns	6	4					

Interceptions	No	Yds	Avg	Long	TD
Butler	5	4	0.8	2	0
Prior	4	72	18.0	49	0
Evans	3	33	11.0	27	0
*Sharper	2	70	35.0	50t	2
B.Williams	2	30	15.0	25	0
Wilkins	1	77	77.0	77t	1
Robinson	1	26	26.0	26	0
Mullen	1	17	17.0	17	0
Harris	1	0	0.0	0	0
T.Williams	1	0	0.0	0	0
<b>Packers</b>	<b>21</b>	<b>329</b>	<b>15.7</b>	<b>77t</b>	<b>3</b>
<b>Opponents</b>	<b>16</b>	<b>305</b>	<b>19.1</b>	<b>52t</b>	<b>3</b>

NFC Central	W	L	T	Pct	Pts	OP
<b>Green Bay</b>	<b>13</b>	<b>3</b>	<b>0</b>	<b>.813</b>	<b>422</b>	<b>282</b>
Tampa Bay	10	6	0	.625	299	263
Detroit	9	7	0	.563	379	306
Minnesota	9	7	0	.563	354	359
Chicago	4	12	0	.250	263	421

Receiving	No	Yds	Avg	Long	TD
Freeman	81	1243	15.3	58t	12
R.Brooks	60	1010	16.8	48	7
Levens	53	370	7.0	56	5
Henderson	41	367	9.0	25	1
Chmura	38	417	11.0	32t	6
Mayes	18	290	16.1	74	0
Thomason	9	115	12.8	27	1
Beebe	2	28	14.0	23	0
T.Davis	2	28	14.0	26	1
Schroeder	2	15	7.5	8	1
Hayden	2	11	5.5	7	0
Mickens	1	2	2.0	2t	1
<b>Packers</b>	<b>309</b>	<b>3896</b>	<b>12.6</b>	<b>74</b>	<b>35</b>
<b>Opponents</b>	<b>288</b>	<b>3225</b>	<b>11.2</b>	<b>62</b>	<b>10</b>

Punting	No	Yds	Avg	TB	In	Lg	B
Hendrich	75	3378	45.0	21	26	65	0
<b>Packers</b>	<b>75</b>	<b>3378</b>	<b>45.0</b>	<b>21</b>	<b>26</b>	<b>65</b>	<b>0</b>
<b>Opponents</b>	<b>90</b>	<b>3828</b>	<b>42.5</b>	<b>1</b>	<b>29</b>	<b>59</b>	<b>1</b>

Punt Returns	Ret	FC	Yds	Avg	Long	TD
Schroeder	33	8	342	10.4	46	0
Mayes	14	3	141	10.1	26	0
*Sharper	7	3	32	4.6	23	0
Preston	1	0	0	0.0	0	0
Prior	1	3	0	0.0	0	0
<b>Packers</b>	<b>56</b>	<b>17</b>	<b>515</b>	<b>9.2</b>	<b>46</b>	<b>0</b>
<b>Opponents</b>	<b>32</b>	<b>15</b>	<b>255</b>	<b>8.0</b>	<b>38</b>	<b>0</b>

By Quarter	Q1	Q2	Q3	Q4	OT	Pts
Packers	82	151	87	102	0	422
Opponents	48	78	56	100	0	282

**Sacks:** White 11.0, S.Dotson 5.5, Wilkins 5.5, Brown 3.0, Butler 3.0, Joyner 3.0, Robinson 2.5, McKenzie 1.5, Evans 1.0, Harris 1.0, \*Smith 1.0, B.Williams 1.0, Packers 41.0, Opponents 26.0

Kickoff Returns	No	Yds	Avg	Long	TD
Schroeder	24	562	23.4	40	0
Preston	7	211	30.1	43	0
Beebe	6	134	22.3	39	0
Hayden	6	141	23.5	35	0
Darkins	4	68	17.0	20	0
Mickens	1	0	0.0	0	0
*Sharper	1	3	3.0	3	0
<b>Packers</b>	<b>49</b>	<b>1119</b>	<b>22.8</b>	<b>43</b>	<b>0</b>
<b>Opponents</b>	<b>78</b>	<b>1599</b>	<b>20.5</b>	<b>49</b>	<b>0</b>

Primary Starters			
WR	A.Freeman	LE	R.White
LT	*R.Verba	NT	G.Brown
LG	A.Taylor	DT	S.Dotson
C	F.Winters	RE	G.Wilkins
RG	A.Timmerman	LOLB	S.Joyner
RT	E.Dotson	MLB	B.Harris
TE	M.Chmura	ROLB	B.Williams
WR	R.Brooks	LCB	T.Williams
QB	B.Favre	RCB	D.Evans
RB	D.Levens	SS	L.Butler
FB	W.Henderson	FS	E.Robinson

Passing	Att	Cmp	Yds	Cmp%	Yds/Att	TD	TD%	Int	Int%	LG	Sck/Yds	Rtng
Favre	513	304	3867	59.3	7.54	35	6.8	16	3.1	74	25/176	92.6
Bono	290	5	29	50.0	2.90	0	0.0	0	0.0	14	1/15	56.3
<b>Packers</b>	<b>523</b>	<b>309</b>	<b>3896</b>	<b>59.1</b>	<b>7.45</b>	<b>35</b>	<b>6.7</b>	<b>16</b>	<b>3.1</b>	<b>74</b>	<b>26/191</b>	<b>91.9</b>
<b>Opponents</b>	<b>563</b>	<b>288</b>	<b>3225</b>	<b>51.2</b>	<b>5.73</b>	<b>10</b>	<b>1.8</b>	<b>21</b>	<b>3.7</b>	<b>62</b>	<b>41/274</b>	<b>59.0</b>

Admin. & Coaches  
 Community  
 Veterans  
 Draft & Free Agents  
 Review  
 1997  
 Lambeau Field

# 11-5-0, .688, SECOND, NFC CENTRAL 1998

Head Coach:	Mike Holmgren	GB	Opp	Attend	Site	Starting QB	Temp	
S 6	Detroit Lions	W	38	19	60,102	LF	B.Favre	81
S 13	Tampa Bay Buccaneers	W	23	15	60,124	LF	B.Favre	75
S 20	@ Cincinnati Bengals	W	13	6	56,346	CF	B.Favre	81
S 27	@ Carolina Panthers	W	37	30	69,723	ES	B.Favre	83
O 5	Minnesota Vikings	L	24	37	59,849	LF	B.Favre	58
O 15	@ Detroit Lions	L	20	27	77,932	PSD	B.Favre	dome
O 25	Baltimore Ravens	W	28	10	59,860	LF	B.Favre	56
N 1	San Francisco 49ers	W	36	22	59,794	LF	B.Favre	50
N 9	@ Pittsburgh Steelers	L	20	27	60,507	TRS	B.Favre	50
N 15	@ New York Giants	W	37	3	76,272	GS	B.Favre	59
N 22	@ Minnesota Vikings	L	14	28	64,471	MD	B.Favre	dome
N 29	Philadelphia Eagles	W	24	16	59,862	LF	B.Favre	60
D 7	@ Tampa Bay Buccaneers	L	22	24	65,497	RJS	B.Favre	72
D 13	Chicago Bears	W	26	20	59,813	LF	B.Favre	42
D 20	Tennessee Oilers	W	30	22	59,888	LF	B.Favre	29
D 27	@ Chicago Bears	W	16	13	58,393	SF	B.Favre	39
				408	319	1,008,433		

Home: 7-1 (479,292) Away: 4-4 (529,141)

### NFC Wild Card Playoff

J 3	@ San Francisco 49ers	L	27	30	66,506	3CP	B.Favre	61
-----	-----------------------	---	----	----	--------	-----	---------	----

Scoring	TD Ru	Pa	Rt	PAT	FG	S	PTS
Longwell	0	0	0	41/43	29/33	0	128
Freeman	14	0	14	0	0	0	86
T.Davis	7	0	7	0	0	0	42
Chmura	4	0	4	0	0	0	24
Brooks	3	0	3	0	0	0	18
Henderson	3	2	1	0	0	0	18
Mayes	3	0	3	0	0	0	18
Preston	3	0	3	0	0	0	18
McKenzie	2	0	2	0	0	0	12
Butler	1	0	1	0	0	0	6
Favre	1	1	0	0	0	0	6
R.Harris	1	1	0	0	0	0	6
Holmes	1	1	0	0	0	0	6
Jervey	1	1	0	0	0	0	6
Levens	1	1	0	0	0	0	6
Schroeder	1	0	1	0	0	0	6
Packers		46	733	6	41/43	29/33	1 408
Opponents		36	723	6	28/30	23/27	0 319

2-PT. Conversions: Freeman, Packers 1-3, Opponents 3-6

Total First Downs	GB	Opp	Rushing	No	Yds	Avg	Long	TD
329	246	Holmes	93	386	4.2	13	1	
93	67	Levens	115	378	3.3	50	1	
210	166	Jervey	83	325	3.9	16	1	
26	13	R.Harris	79	228	2.9	14	1	
99/218	92/233	Favre	40	133	3.3	35	1	
45.4	39.5	Henderson	23	70	3.0	9	2	
5/13	5/17	Freeman	3	5	1.7	10	0	
38.5	29.4	Blair	2	3	1.5	2	0	
31:37	28:23	Brooks	1	2	2.0	2	0	
5636	4507	Pederson	8	-4	-0.5	1	0	
352.3	281.7	Packers	447	1526	3.4	50	7	
1061	980	Opponents	390	1442	3.7	73	7	
5.3	4.6							

Net Yards Rushing	GB	Opp	NFC Central	W	L	T	Pct	Pts	OP
1526	1442	Minnesota	15	1	0	.938	556	296	
95.4	90.1	Green Bay	11	5	0	.688	408	319	
447	390	Tampa Bay	8	8	0	.500	314	295	
4110	3065	Detroit	5	11	0	.313	306	378	
256.9	191.6	Chicago	4	12	0	.250	276	368	

Net Yards Passing	GB	Opp	Receiving	No	Yds	Avg	Long	TD
4110	3065	Freeman	84	1424	17.0	84	14	
256.9	191.6	Chmura	47	554	11.8	25	4	
39/330	50/336	Henderson	37	241	6.5	15	1	
4340	3401	Schroeder	31	452	14.6	46	1	
575/361	540/296	Brooks	31	420	13.5	30	3	
62.8	54.8	Mayes	30	394	13.1	33	3	
23	13	Levens	27	162	6.0	17	0	
.65/42.9	90/43.6	Holmes	19	179	9.4	24	0	
.65/37.1	90/37.2	T.Davis	18	250	13.9	60	7	
88/681	94/828	R.Harris	10	68	6.8	12	0	
27/11	20/10	Thomason	9	89	9.9	22	0	
46	36	Jervey	9	33	3.7	11	0	
7	7	*Bradford	3	27	9.0	18	0	
33	23	Preston	2	23	11.5	13	0	
6	6	Blair	2	13	6.5	10	0	
		Copeland	2	11	5.5	12	0	
		Packers	361	4340	12.0	84	33	
		Opponents	296	3401	11.5	68	23	

By Quarter	Q1	Q2	Q3	Q4	OT	Pts
Packers	107	89	73	139	0	408
Opponents	70	100	57	92	0	319

### Primary Starters

WR	A.Freeman	LE	R.White
LT	R.Verba	NT	G.Brown
LG	M.Rivera	DT	S.Dotson
C	F.Winters	RE	*V.Holiday
RG	A.Timmerman	LOLB	G.Koonce
RT	E.Dotson	MLB	B.Harris
TE	M.Chmura	ROLB	B.Williams
WR	R.Brooks	LCB	C.Newsome
QB	B.Favre	RCB	T.Williams
RB	T.Jervey (5)	SS	L.Butler
	D.Levens (4)	FS	D.Sharper
	D.Holmes (4)		
	R.Harris (3)		
FB	W.Henderson		

Field Goals	1-19	20-29	30-39	40-49	50+
Longwell	1/1	6/6	13/15	9/10	0/1
Packers	1/1	6/6	13/15	9/10	0/1
Opponents	2/2	8/8	6/7	6/9	1/1

Interceptions	No	Yds	Avg	Long	TD
T.Williams	5	40	8.0	15	0
Butler	3	3	1.0	3	0
McKenzie	1	33	33.0	33	1
Newsome	1	26	26.0	26	0
Terrell	1	9	9.0	9	0
Prior	1	0	0.0	0	0
R.Smith	1	0	0.0	0	0
Packers	13	111	8.5	33	1
Opponents	23	312	13.6	58	3

Punting	No	Yds	Avg	TB	In	Lg	B
Landeta	65	2788	42.9	7	30	72	0
Packers	65	2788	42.9	7	30	72	0
Opponents	90	3920	43.6	8	17	62	0

Punt Returns	Ret	FC	Yds	Avg	Long	TD
Preston	44	17	398	9.0	71	1
Schroeder	2	0	5	2.5	3	0
Mayes	1	0	9	9.0	9	0
Prior	1	4	0	0.0	0	0
Packers	48	21	412	8.6	71	1
Opponents	27	14	237	8.8	95	1

Kickoff Returns	No	Yds	Avg	Long	TD
Preston	57	1497	26.3	101	2
*Bradford	2	33	16.5	24	0
McKenzie	1	17	17.0	17	0
Packers	60	1547	25.8	101	2
Opponents	74	1807	24.4	101	2

Sacks	White	16.0,	*Holliday	8.0,	McKenzie	8.0,	Butler	4.0,	Booker	3.0,	S.Dotson	3.0,	B.Harris	2.0,	B.Williams	2.0,	Koonce	1.0,	Lyon	1.0,	Terrell	1.0,	*Waddy	1.0,	Packers	50.0,	Opponents	39.0
-------	-------	-------	-----------	------	----------	------	--------	------	--------	------	----------	------	----------	------	------------	------	--------	------	------	------	---------	------	--------	------	---------	-------	-----------	------

\* - rookie

Passing	Att	Cmp	Yds	Cmp%	Yds/Att	TD	TD%	Int	Int%	LG	Sck/Yds	Rtng
Favre	551	347	4212	63.0	7.64	31	5.6	23	4.2	84	38/223	87.8
Pederson	24	14	128	58.3	5.33	2	8.3	0	0.0	29	1/7	100.7
Packers	575	361	4340	62.8	7.55	33	5.7	23	4.0	84	39/230	88.3
Opponents	540	296	3401	54.8	6.30	23	4.3	13	2.4	68	50/336	78.2

Community  
Admin & Coaches  
Veterans  
Draft & Free Agents  
Review  
1998  
Lambeau Field  
Misc.

# 1999 8-8-0, .500, FOURTH, NFC CENTRAL

Head Coach:		GB	Opp	Attend	Site	Starting QB	Temp	
S 12	Oakland Raiders	W	28	24	59,872	LF	B.Favre	67
S 19	@ Detroit Lions	L	15	23	76,202	PSD	B.Favre	dome
S 26	Minnesota Vikings	W	23	20	59,868	LF	B.Favre	82
O 10	Tampa Bay Buccaneers	W	26	23	59,868	LF	B.Favre	58
O 17	@ Denver Broncos	L	10	31	73,352	MHS	B.Favre	45
O 24	@ San Diego Chargers	W	31	3	68,274	QS	B.Favre	78
N 1	Seattle Seahawks	L	7	27	59,869	LF	B.Favre	47
N 7	Chicago Bears	L	13	14	59,867	LF	B.Favre	51
N 14	@ Dallas Cowboys	L	13	27	64,634	TxS	B.Favre	86
N 21	Detroit Lions	W	26	17	59,869	LF	B.Favre	46
N 29	@ San Francisco 49ers	W	20	3	68,304	3CP	B.Favre	58
D 5	@ Chicago Bears	W	35	19	66,944	SF	B.Favre	42
D 12	Carolina Panthers	L	31	33	59,869	LF	B.Favre	35
D 20	@ Minnesota Vikings	L	20	24	64,203	MD	B.Favre	dome
D 26	@ Tampa Bay Buccaneers	L	10	29	65,273	RJS	B.Favre	58
J 2	Arizona Cardinals	W	49	24	59,818	LF	B.Favre	32
			357	341	1,026,086			
<b>Home:</b> 5-3 (478,900)		<b>Away:</b> 3-5 (186,186)						

Scoring	TD	RU	Pa	Rt	PAT	FG	S	PTS
Longwell	0	0	0	0	38/38	25/30	0	113
Levens	10	9	1	0				60
Freeman	6	0	6	0				36
Bradford	5	0	5	0				32
Schroeder	5	0	5	0				30
Henderson	3	2	1	0				18
T.Davis	2	0	2	0				12
K.McKenzie	2	0	2	0				12
*Parker	2	0	2	0				12
Thomason	2	0	2	0				12
*Driver	1	0	1	0				6
*Edwards	1	0	1	0				6
*Mitchell	1	0	1	0				6
<b>Packers</b>	<b>40</b>	<b>13</b>	<b>24</b>	<b>3</b>	<b>38/38</b>	<b>25/30</b>	<b>1</b>	<b>357</b>
<b>Opponents</b>	<b>39</b>	<b>16</b>	<b>20</b>	<b>3</b>	<b>35/35</b>	<b>24/31</b>	<b>0</b>	<b>341</b>

Field Goals	1-19	20-29	30-39	40-49	50+			
Longwell	0/0	8/9	8/9	8/10	1/2			
<b>Packers</b>	<b>0/0</b>	<b>8/9</b>	<b>8/9</b>	<b>8/10</b>	<b>1/2</b>			
<b>Opponents</b>	<b>1/1</b>	<b>9/10</b>	<b>6/7</b>	<b>8/11</b>	<b>0/2</b>			
<b>Longwell:</b>	<b>(1)</b> (45G,24G)	<b>(28G,35G,34G)</b> (42G,49G,38G,43G,45N)	<b>(50G)</b> (46G)	<b>(50B)</b> (37G,26G,28B)	<b>(38G,44B,31G)</b> (23G,33G,45G,31G)	<b>(30N,23G,22G)</b> (1)(40G)(26G,22G)(46G)		
<b>Opponents:</b>	<b>(47N,41G,48N)</b> (48G)	<b>(34G,22G)</b> (41G,36G,36G)	<b>(20G,53N)</b> (28G)	<b>(19G,29G)</b> (34N)	<b>(22N,44G,47G)</b> (46G)(35G)	<b>(24G,23G,51N)</b> (20G,37G)	<b>(42G)</b> (49G,28G,33G)	<b>(23G,47N)</b>

	GB	Opp	Rushing	No	Yds	Avg	Long	TD	
<b>Total First Downs</b>	314	304	Levens	279	1034	3.7	36	9	
Rushing	87	103	*Parker	36	184	5.1	26	2	
Passing	196	177	Favre	28	142	5.1	20	0	
Penalty	31	24	*Mitchell	29	117	4.0	15	0	
<b>Third Downs</b>	77/209	87/223	Henderson	7	29	4.1	10	2	
Efficiency	36.8	39.0	Hasselbeck	6	15	2.5	13	0	
<b>Fourth Downs</b>	2/9	8/20	Freeman	1	-2	-2.0	-2	0	
Efficiency	22.2	40.0	<b>Packers</b>	<b>386</b>	<b>1519</b>	<b>3.9</b>	<b>36</b>	<b>13</b>	
<b>Possession Avg.</b>	29:13	30:47	<b>Opponents</b>	<b>472</b>	<b>1804</b>	<b>3.8</b>	<b>51</b>	<b>16</b>	
<b>Total Net Yards</b>	5419	5309							
Avg. Per Game	338.7	331.8							
Total Plays	1027	1040							
Avg. Per Play	5.3	5.1							
<b>Net Yards Rushing</b>	1519	1804							
Avg. Per Game	94.9	112.8							
Total Rushes	386	472							
<b>Net Yards Passing</b>	3900	3505							
Avg. Per Game	243.8	219.1							
Sacked/Yards Lost	36/232	30/185							
Gross Yards	4132	3690							
Att./Completions	605/344	538/304							
Completion Pct.	56.9	56.5							
Had Intercepted	23	26							
<b>Punts/Average</b>	80/39.1	69/42.8							
Net Punting Avg.	80/34.0	69/36.8							
<b>Penalties/Yards</b>	100/808	99/993							
<b>Fumbles/Ball Lost</b>	28/13	36/15							
<b>Touchdowns</b>	40	39							
Rushing	13	16							
Passing	23	20							
Returns	4	3							

NFC Central	W	L	T	Pct	Pts	OP
Tampa Bay	11	5	0	.688	270	235
Minnesota	10	6	0	.625	399	335
Detroit	8	8	0	.500	322	323
<b>Green Bay</b>	<b>8</b>	<b>8</b>	<b>0</b>	<b>.500</b>	<b>357</b>	<b>341</b>
Chicago	6	10	0	.375	272	341

Receiving	No	Yds	Avg	Long	TD
Freeman	74	1074	14.5	51	6
Schroeder	74	1051	14.2	51	5
Levens	71	573	8.1	53	1
Bradford	37	637	17.2	74t	5
Henderson	30	203	6.8	22	1
T.Davis	20	204	10.2	33	2
Thomason	14	140	10.0	22	2
*Mitchell	6	48	8.0	20	0
Chmura	5	55	11.0	16	0
*Parker	4	15	3.8	7	0
Hall	3	33	11.0	13	0
*Driver	3	31	10.3	12	1
Jordan	2	54	27.0	43	0
Crawford	1	14	14.0	14	0
<b>Packers</b>	<b>344</b>	<b>4132</b>	<b>12.0</b>	<b>74t</b>	<b>23</b>
<b>Opponents</b>	<b>304</b>	<b>3690</b>	<b>12.1</b>	<b>88</b>	<b>20</b>

**Sacks:** K.McKenzie 8.0, Holliday 6.0, Booker 3.5, S.Dotson 2.5, Lyon 2.0, B.Williams 2.0, Butler 1.0, Sharper 1.0, \*Vinson 1.0, Waddy 1.0, \*Hunt 0.5, Smith 0.5, Packers 30.0, Opponents 36.0

\* — rookie

Primary Starters			
WR	B.Schroeder	LE	V.Booker
LT	R.Verba	NT	G.Brown
	M.Wahle	DT	S.Dotson
LG	R.McKenzie	RE	V.Holliday
	M.Wahle	LOLB	G.Koonce
C	F.Winters	MLB	B.Harris
RG	M.Rivera	ROLB	B.Williams
RT	E.Dotson		J.Waddy
TE	T.Davis	LCB	*M.McKenzie
WR	A.Freeman	RCB	T.Williams
QB	B.Favre	SS	L.Butler
RB	D.Levens	FS	D.Sharper
FB	W.Henderson		

Passing	Att	Cmp	Yds	Cmp%	Yds/Att	TD	TD%	Int	Int%	LG	Sck/Yds	Rtg
Favre	595	341	4091	57.3	6.88	22	3.7	23	3.9	74t	35/223	74.7
Hasselbeck	10	3	41	30.0	4.10	1	10.0	0	0.0	19	1/9	77.5
<b>Packers</b>	<b>605</b>	<b>344</b>	<b>4132</b>	<b>56.9</b>	<b>6.83</b>	<b>23</b>	<b>3.8</b>	<b>23</b>	<b>3.8</b>	<b>74t</b>	<b>36/232</b>	<b>74.8</b>
<b>Opponents</b>	<b>538</b>	<b>304</b>	<b>3690</b>	<b>56.5</b>	<b>6.86</b>	<b>20</b>	<b>3.7</b>	<b>26</b>	<b>4.8</b>	<b>88</b>	<b>30/185</b>	<b>70.0</b>

Interceptions	No	Yds	Avg	Long	TD
*M.McKenzie	6	4	0.7	4	0
*Edwards	4	26	6.5	26t	1
T.Williams	4	12	3.0	12	0
Sharper	3	12	4.0	9	0
B.Williams	2	60	30.0	60	0
*Vinson	2	21	10.5	21	0
Butler	2	0	0.0	0	0
Smith	1	2	2.0	2	0
Lyon	1	0	0.0	0	0
Nelson	1	0	0.0	0	0
<b>Packers</b>	<b>26</b>	<b>137</b>	<b>5.3</b>	<b>60</b>	<b>1</b>
<b>Opponents</b>	<b>23</b>	<b>338</b>	<b>14.7</b>	<b>95t</b>	<b>2</b>

Punting	No	Yds	Avg	TB	In	Lg	B
Aguiar	75	2954	39.4	4	20	64	0
*Hanson	4	157	39.3	0	0	44	0
Longwell	1	19	19.0	0	1	19	0
<b>Packers</b>	<b>80</b>	<b>3130</b>	<b>39.1</b>	<b>4</b>	<b>21</b>	<b>64</b>	<b>0</b>
<b>Opponents</b>	<b>69</b>	<b>2954</b>	<b>42.8</b>	<b>10</b>	<b>26</b>	<b>65</b>	<b>0</b>

Punt Returns	Ret	FC	Yds	Avg	Long	TD
Howard	12	7	93	7.8	20	0
*Edwards	10	4	90	9.0	45	0
Jordan	5	2	29	5.8	13	0
*Mitchell	2	0	0	0.0	0	0
<b>Packers</b>	<b>29</b>	<b>13</b>	<b>212</b>	<b>7.3</b>	<b>45</b>	<b>0</b>
<b>Opponents</b>	<b>39</b>	<b>24</b>	<b>333</b>	<b>8.5</b>	<b>41</b>	<b>0</b>

Kickoff Returns	No	Yds	Avg	Long	TD
*Mitchell	21	464	22.1	88t	1
Howard	19	364	19.2	31	0
*Parker	15	268	17.9	40	0
Jordan	6	95	15.8	22	0
Henderson	2	23	11.5	16	0
R.McKenzie	1	13	13.0	13	0
Schroeder	1	10	10.0	10	0
Sharper	1	4	4.0	4	0
<b>Packers</b>	<b>66</b>	<b>1241</b>	<b>18.8</b>	<b>88t</b>	<b>1</b>
<b>Opponents</b>	<b>72</b>	<b>1565</b>	<b>21.7</b>	<b>91</b>	<b>0</b>

Community

Admin. & Coaches

Veterans

Draft & Free Agents

2017 Review

1999

Lambeau Field

Misc.

# 9-7-0, .563, THIRD, NFC CENTRAL 2000

Head Coach:	Mike Sherman	GB	Opp	Attend	Site	Starting QB	Temp	
S 3	New York Jets	L	16	20	59,870	RF	B.Favre	77
S 10	@ Buffalo Bills	L	18	27	72,722	RWS	B.Favre	81
S 17	Philadelphia Eagles	W	6	3	59,869	LF	B.Favre	67
S 24	@ Arizona Cardinals	W	29	3	69,568	SDV	B.Favre	87
O 1	Chicago Bears	L	24	27	59,869	LF	B.Favre	72
O 8	@ Detroit Lions	L	24	31	77,549	PSD	B.Favre	dome
O 15	San Francisco 49ers	W	31	28	59,870	LF	B.Favre	54
O 29	@ Miami Dolphins	L	20	28	73,740	PPS	B.Favre	81
N 6	Minnesota Vikings	+W	26	20	59,854	LF	B.Favre	50
N 12	@ Tampa Bay Buccaneers	L	15	20	65,621	RJS	B.Favre	75
N 19	Indianapolis Colts	W	26	24	59,869	LF	B.Favre	27
N 27	@ Carolina Panthers	L	14	31	73,295	ES	B.Favre	46
D 3	@ Chicago Bears	W	26	6	66,944	SF	B.Favre	33
D 10	Detroit Lions	W	28	13	59,854	LF	B.Favre	25
D 17	@ Minnesota Vikings	W	33	28	64,183	MD	B.Favre	dome
D 24	Tampa Bay Buccaneers	+W	17	14	59,692	LF	B.Favre	15
		353	323	1,042,369				
<b>Home:</b> 6-2 (478,747)		<b>Away:</b> 3-5 (563,622)						+ — overtime

	GB	Opp	Rushing	No	Yds	Avg	Long	TD
<b>Total First Downs</b>	315	284	Green	263	1175	4.5	39T	10
Rushing	88	84	Levens	77	224	2.9	17	3
Passing	197	186	Favre	27	108	4.0	18	0
Penalty	30	14	Parker	18	85	4.7	24	0
<b>Third Downs</b>	85/218	82/224	Henderson	2	16	8.0	12	0
Efficiency	39.0	36.6	Rossum	1	16	16.0	16	0
<b>Fourth Downs</b>	7/12	7/11	Schroeder	2	11	5.5	12	0
Efficiency	58.3	63.6	Mitchell	2	8	4.0	4	0
<b>Possession Avg.</b>	30:46	29:14	Freeman	2	5	2.5	3	0
<b>Total Net Yards</b>	5321	5069	Driver	1	4	4.0	4	0
Avg. Per Game	332.6	316.8	Wuerffel	2	-2	-1.0	-1	0
Total Plays	1038	1012	*Goodman	3	-2	-7	3	0
Avg. Per Play	5.1	5.0	Hasselbeck	4	-5	-1.3	-1	0
<b>Net Yards Rushing</b>	1643	1618	<b>Packers</b>	<b>404</b>	<b>1643</b>	<b>4.1</b>	<b>39T</b>	<b>13</b>
Avg. Per Game	102.7	101.1	<b>Opponents</b>	<b>417</b>	<b>1618</b>	<b>3.9</b>	<b>52</b>	<b>7</b>
Total Rushes	404	417						

	GB	Opp	Rushing	No	Yds	Avg	Long	TD
<b>Net Yards Passing</b>	3678	3451	Green	59	77	31	3	3
Avg. Per Game	229.9	215.7	Schroeder	65	999	15.4	55T	4
Sacked/Yards Lost	34/238	38/244	Freeman	62	912	14.7	67T	9
Gross Yards	3916	3695	Henderson	35	234	6.7	25	1
Att./Comp.	600/348	557/307	*Franks	34	363	10.7	27T	1
Completion Pct.	58.0	55.1	Driver	21	322	15.3	49	1
Had Intercepted	16	21	T.Davis	19	177	9.3	41	2
<b>Punts/Average</b>	79/38.4	94/41.4	Levens	16	146	9.1	37	0
Net Avg.	79/34.3	94/34.6	*Lee	10	134	13.4	38	0
<b>Penalties/Yards</b>	88/685	101/992	Parker	9	50	5.6	10	0
<b>Fumbles/Ball Lost</b>	30/17	16/7	Wetnigt	3	20	6.7	9	0
<b>Touchdowns</b>	36	37	*Goodman	1	0	0.0	0	0
Rushing	13	7	<b>Packers</b>	<b>348</b>	<b>3916</b>	<b>11.3</b>	<b>67T</b>	<b>21</b>
Passing	21	28	<b>Opponents</b>	<b>307</b>	<b>3695</b>	<b>12.0</b>	<b>78T</b>	<b>28</b>
Returns	2	2						

By Quarter	Q1	Q2	Q3	Q4	OT	Pts
Packers	59	101	83	101	9	353
Opponents	51	91	82	99	0	323

Primary Starters					
WR	B.Schroeder	LE	V.Holliday		
LT	*C.Clifton	C.Hunt			
	M.Wahle	NT	R.Maryland		
LG	R.Verba	DT	S.Dotson		
C	F.Winters	C.Hunt			
RG	M.Rivera	RE	J.Thierry		
RT	*M.Tauscher	SLB	*N.Diggs		
TE	*B.Franks	MLB	B.Harris		
	T.Davis	WLB	N.Wayne		
WR	A.Freeman	LCB	M.McKenzie		
QB	B.Favre	T.McBride			
RB	A.Green	RCB	T.Williams		
	D.Levens	SS	L.Butler		
FB	W.Henderson	FS	D.Sharper		

NFC Central	W	L	T	Pct	Pts	OP
Minnesota	11	5	0	.688	397	371
Tampa Bay	10	6	0	.625	388	269
<b>Green Bay</b>	<b>9</b>	<b>7</b>	<b>0</b>	<b>.563</b>	<b>353</b>	<b>323</b>
Detroit	9	7	0	.563	307	307
Chicago	5	11	0	.313	216	355

	Receiving	No	Yds	Avg	Long	TD
Green	73	559	7.7	31	3	
Schroeder	65	999	15.4	55T	4	
Freeman	62	912	14.7	67T	9	
Henderson	35	234	6.7	25	1	
*Franks	34	363	10.7	27T	1	
Driver	21	322	15.3	49	1	
T.Davis	19	177	9.3	41	2	
Levens	16	146	9.1	37	0	
*Lee	10	134	13.4	38	0	
Parker	9	50	5.6	10	0	
Wetnigt	3	20	6.7	9	0	
*Goodman	1	0	0.0	0	0	
<b>Packers</b>	<b>348</b>	<b>3916</b>	<b>11.3</b>	<b>67T</b>	<b>21</b>	
<b>Opponents</b>	<b>307</b>	<b>3695</b>	<b>12.0</b>	<b>78T</b>	<b>28</b>	

**Sacks:** Thierry 6.5, S.Dotson 6.0, Holliday 5.0, Hunt 5.0, Bowsens 3.5, Butler 2.0, Harris 2.0, Wayne 2.0, \*Gbjaja-Biamila 1.5, Lyon 1.0, Sharper 1.0, McGarrahan 0.5, B.Williams 0.5, K.Williams 0.5, Packers 38.0, Opponents 34.0

\* — rookie

	Passing	Att	Cmp	Yds	Cmp%	Yds/Att	TD	TD%	Int	Int%	LG	Sck/Yds	Rtng
Favre	580	338	3812	58.3	6.57	20	3.4	16	2.8	67T	33/236	78.0	
Hasselbeck	19	10	104	52.6	5.47	1	5.3	0	0.0	27T	1/2	86.3	
Green	1	0	0	0.0	0.00	0	0.0	0	0.0	0	0/0	39.6	
<b>Packers</b>	<b>600</b>	<b>348</b>	<b>3916</b>	<b>58.0</b>	<b>6.53</b>	<b>21</b>	<b>3.5</b>	<b>16</b>	<b>2.7</b>	<b>67T</b>	<b>34/238</b>	<b>78.2</b>	
<b>Opponents</b>	<b>557</b>	<b>307</b>	<b>3695</b>	<b>55.1</b>	<b>6.63</b>	<b>28</b>	<b>5.0</b>	<b>21</b>	<b>3.8</b>	<b>78T</b>	<b>38/244</b>	<b>76.7</b>	

Scoring	TD	Ru	Pa	Rt	PAT	FG	S	PTS
Longwell	0	0	0	0	32/32	33/38	0	131
Green	13	10	3	0	0	0	0	078
Freeman	9	0	9	0	0	0	0	54
Schroeder	4	0	4	0	0	0	0	24
Levens	3	3	0	0	0	0	0	18
T.Davis	2	0	2	0	0	0	0	14
Driver	1	0	1	0	0	0	0	08
*Franks	1	0	1	0	0	0	0	06
Henderson	1	0	1	0	0	0	0	06
Rossum	1	0	0	1	0	0	0	06
T.Williams	1	0	0	1	0	0	0	06
Maryland	0	0	0	0	0	0	0	12
<b>Packers</b>	<b>36</b>	<b>13</b>	<b>21</b>	<b>2</b>	<b>32/32</b>	<b>33/38</b>	<b>1</b>	<b>353</b>
<b>Opponents</b>	<b>37</b>	<b>28</b>	<b>2</b>	<b>6</b>	<b>36/36</b>	<b>21/25</b>	<b>0</b>	<b>323</b>

**2-Pt. Conversions:** T.Davis, Driver, Packers 2-3, Opponents 1-1

Field Goals	1-19	20-29	30-39	40-49	50+
Longwell	0/0	7/8	10/10	13/15	3/5
<b>Packers</b>	<b>0/0</b>	<b>7/8</b>	<b>10/10</b>	<b>13/15</b>	<b>3/5</b>
<b>Opponents</b>	<b>1/1</b>	<b>4/4</b>	<b>8/8</b>	<b>6/9</b>	<b>2/3</b>

**Longwell:** (45G,42G,42G)(24G)(40N,37G 38G)(38G,47G,48G,37G,22G)(42G)(44G, 51G,31G)(35G)(51G,53N,48G)(24G,31G) (52G,53N,42G,45G)(42G,28B)(0)(22G, 27G,45N,26G,45G)(34G,35G,43G,36G) (22G)

**Opponents:** (52N,23G,48N,39G)(45G,20G) (43G)(31G)(19G,42N,47G)(30G)(0)(30G, 48G)(54G,51G)(38G)(26G)(32G,46G) (26G,36G)(0)(38G,43G,40N)

Interceptions	No	Yds	Avg	Long	TD
Sharper	9	109	12.1	47	0
T.Williams	4	105	26.3	46	1
McBride	2	43	21.5	43	0
Butler	2	25	12.5	22	0
Edwards	2	4	2.0	4	0
M.McKenzie	1	26	26.0	26	0
Holliday	1	3	3.0	3	0
<b>Packers</b>	<b>21</b>	<b>315</b>	<b>15.0</b>	<b>47</b>	<b>1</b>
<b>Opponents</b>	<b>16</b>	<b>201</b>	<b>12.6</b>	<b>42T</b>	<b>1</b>

Punting	No	Yds	Avg	TB	In	Lg	B
Bidwell	78	3003	38.5	5	22	53	0
Longwell	1	30	30.0	1	0	30	0
<b>Packers</b>	<b>79</b>	<b>3003</b>	<b>38.4</b>	<b>6</b>	<b>22</b>	<b>53</b>	<b>0</b>
<b>Opponents</b>	<b>94</b>	<b>3888</b>	<b>41.4</b>	<b>17</b>	<b>25</b>	<b>60</b>	<b>0</b>

Punt Returns	Ret	FC	Yds	Avg	Long	TD
Rossum	29	24	248	8.6	43	0
*Lee	5	2	52	10.4	16	0
M.McKenzie	1	0	0	0.0	0	0
<b>Packers</b>	<b>35</b>	<b>26</b>	<b>300</b>	<b>8.6</b>	<b>43</b>	<b>0</b>
<b>Opponents</b>	<b>27</b>	<b>27</b>	<b>205</b>	<b>7.6</b>	<b>81T</b>	<b>1</b>

Kickoff Returns	No	Yds	Avg	Long	TD
Rossum	50	1288	25.8	92T	1
Henderson	5	80	16.0	22	0
*Goodman	4	129	32.3	54	0
*Berry	1	22	22.0	22	0
Bowsens	1	12	12.0	12	0
Mitchell	1	26	26.0	26	0
Morton	1	13	13.0	13	0
Wetnigt	1	0	0.0	0	0
<b>Packers</b>	<b>64</b>	<b>1570</b>	<b>24.5</b>	<b>92T</b>	<b>1</b>
<b>Opponents</b>	<b>76</b>	<b>1639</b>	<b>21.6</b>	<b>40</b>	<b>0</b>

Community

Admin & Coaches

Veterans

Draft & Free Agents

Review

2000

Lambeau Field

Misc.



# 2001 12-4-0, .750, SECOND, NFC CENTRAL

Head Coach:	Mike Sherman	GB	Opp	Attend	Site	Starting QB	Temp	
S 9	Detroit Lions	W	28	6	59,523	LF	B.Favre	60
S 24	Washington Redskins	W	37	0	59,771	LF	B.Favre	46
S 30	@ Carolina Panthers	W	28	7	73,120	ES	B.Favre	64
O 7	@ Tampa Bay Buccaneers	L	10	14	65,510	RJ	B.Favre	80
O 14	Baltimore Ravens	W	31	23	59,866	LF	B.Favre	54
O 21	@ Minnesota Vikings	L	13	35	64,165	MD	B.Favre	dome
N 4	Tampa Bay Buccaneers	W	21	20	59,861	LF	B.Favre	52
N 11	@ Chicago Bears	W	20	12	66,944	SF	B.Favre	48
N 18	Atlanta Falcons	L	20	23	59,849	LF	B.Favre	59
N 22	@ Detroit Lions	W	29	27	77,730	PSD	B.Favre	dome
D 3	@ Jacksonville Jaguars	W	28	21	66,908	ALS	B.Favre	56
D 9	Chicago Bears	W	17	7	59,869	LF	B.Favre	33
D 16	@ Tennessee Titans	L	20	26	68,804	AC	B.Favre	62
D 23	Cleveland Browns	W	30	7	59,824	LF	B.Favre	24
D 30	Minnesota Vikings	W	24	13	59,870	LF	B.Favre	19
J 6	@ New York Giants	W	34	25	78,601	GS	B.Favre	37
		390 266		1,040,215				
<b>Home:</b> 7-1 (478,433)		<b>Away:</b> 5-3 (561,782)						
<b>NFC Wild Card Playoff</b>								
J 13	San Francisco 49ers	W	25	15	59,825	LF	B.Favre	28
<b>NFC Divisional Playoff</b>								
J 20	@ St. Louis Rams	L	17	45	66,338	DAC	B.Favre	dome

	GB	Opp	Rushing	No	Yds	Avg	Long	TD
<b>Total First Downs</b> .....	282	278	Green	304	1387	4.6	83t	9
Rushing.....	72	83	Levens	44	165	3.8	40	0
Passing.....	187	176	Favre	38	56	1.5	14	1
Penalty.....	23	19	Driver	3	38	12.7	31t	1
<b>Third Downs</b> .....	72/197	93/238	Mealey	11	37	3.4	9	0
Efficiency.....	36.5	39.1	Henderson	6	11	1.8	4	0
<b>Fourth Downs</b> .....	3/6	9/22	Schroeder	1	6	6.0	6	0
Efficiency.....	50.0	40.9	Goodman	1	-1	-1.0	-1	0
<b>Possession Avg.</b> .....	29:32	30:28	Pederson	1	-1	-1.0	-1	0
<b>Total Net Yards</b> .....	5463	4937	Freeman	1	-5	-5.0	-5	0
Avg. Per Game.....	341.4	308.6	<b>Packers</b> .....	<b>410</b>	<b>1693</b>	<b>4.1</b>	<b>83t</b>	<b>11</b>
Total Plays.....	942	1041	<b>Opponents</b> .....	<b>406</b>	<b>1769</b>	<b>4.4</b>	<b>61</b>	<b>10</b>
Avg. Per Play.....	5.8	4.7						
<b>Net Yards Rushing</b> .....	1693	1769						
Avg. Per Game.....	105.8	110.6						
Total Rushes.....	410	406						
<b>Net Yards Passing</b> .....	3770	3168						
Avg. Per Game.....	235.6	198.0						
Sacked/Yards Lost.....	22/151	52/337						
Gross Yards.....	3921	3505						
Att./Completions.....	510/314	583/341						
Completion Pct.....	61.6	58.5						
Had Intercepted.....	15	20						
<b>Punts/Average</b> .....	82/42.5	86/42.4						
Net Punting Avg.....	82/36.5	86/37.4						
<b>Penalties/Yards</b> .....	80/633	104/921						
<b>Fumbles/Ball Lost</b> .....	28/12	36/19						
<b>Touchdowns</b> .....	47	28						
Rushing.....	11	10						
Passing.....	32	14						
Returns.....	4	4						

NFC Central	W	L	T	Pct	Pts	OP
Chicago	13	3	0	.813	338	203
<b>Green Bay</b>	<b>12</b>	<b>4</b>	<b>0</b>	<b>.750</b>	<b>390</b>	<b>266</b>
Tampa Bay	9	7	0	.562	324	280
Minnesota	5	11	0	.313	290	390
Detroit	2	14	0	.125	270	424

	Receiving	No	Yds	Avg	Long	TD
Green	62	594	9.6	42	2	
Schroeder	53	918	17.3	67t	9	
Freeman	52	818	15.7	63	6	
Franks	36	322	8.9	31	9	
Bradford	31	526	17.0	56	2	
Levens	24	159	6.6	19	1	
Henderson	21	193	9.2	26	0	
Driver	13	167	12.8	37	1	
*Martin	13	144	11.1	31	1	
Lee	3	32	10.7	23	1	
T.Davis	3	14	4.7	7	0	
Mealey	2	31	15.5	19	0	
Collins	1	3	3.0	3	0	
<b>Packers</b> .....	<b>314</b>	<b>3921</b>	<b>12.5</b>	<b>67t</b>	<b>32</b>	
<b>Opponents</b> .....	<b>341</b>	<b>3505</b>	<b>10.3</b>	<b>47t</b>	<b>14</b>	

<b>Primary Starters</b>			
WR	B.Schroeder	LE	V.Holliday
LT	C.Clifton	NT	G.Brown
LG	M.Wahle		J.Flanigan
C	M.Flanagan	DT	S.Dotson
RG	M.Rivera	RE	J.Thierry
RT	M.Tauscher	SLB	N.Diggs
TE	B.Franks	MLB	B.Harris
WR	A.Freeman	WLB	N.Wayne
QB	B.Favre	LCB	M.McKenzie
RB	A.Green	RCB	T.Williams
FB	W.Henderson	SS	L.Butler
			*B.Jue
			D.Sharper

**Sacks:** Gbaja-Biamila 13.5, Holliday 7.0, Wayne 5.5, Flanigan 4.5, S.Dotson 3.5, Thierry 3.5, Harris 2.5, Diggs 2.0, Lyon 2.0, McBride 2.0, \*Reynolds 2.0, Sharper 2.0, Butler 1.0, Packers 52.0, Opponents 22.0

\* - rookie

Passing	Att	Cmp	Yds	Cmp%	Yds/Att	TD	Int	Int%	LG	Sck/Yds	Rtng	
Favre	510	314	3921	61.6	7.69	32	6.3	15	2.9	67t	22/151	94.1
<b>Packers</b>	<b>510</b>	<b>314</b>	<b>3921</b>	<b>61.6</b>	<b>7.69</b>	<b>32</b>	<b>6.3</b>	<b>15</b>	<b>2.9</b>	<b>67t</b>	<b>22/151</b>	<b>94.1</b>
<b>Opponents</b>	<b>583</b>	<b>341</b>	<b>3505</b>	<b>58.5</b>	<b>6.01</b>	<b>14</b>	<b>2.4</b>	<b>20</b>	<b>3.4</b>	<b>47t</b>	<b>52/337</b>	<b>69.6</b>

Scoring	TD	Ru	Pa	Rt	PAT	FG	S	PTS
Longwell	0	0	0	0	44/45	20/31	0	104
Green	11	9	2	0			0	66
Franks	9	0	9	0			0	54
Schroeder	9	0	9	0			0	54
Freeman	6	0	6	0			0	38
Bradford	2	0	2	0			0	12
Driver	2	1	1	0			0	12
Favre	1	1	0	0			0	6
Lee	1	0	1	0			0	6
Levens	1	0	1	0			0	6
*Martin	1	0	1	0			0	6
McKenzie	1	0	1	0			0	6
Mealey	1	0	1	0			0	6
Rossum	1	0	1	0			0	6
T.Williams	1	0	1	0			0	6
Thierry	0	0	0	0			1	2
<b>Packers</b>	<b>47</b>	<b>11</b>	<b>32</b>	<b>4</b>	<b>44/45</b>	<b>20/31</b>	<b>1</b>	<b>390</b>
<b>Opponents</b>	<b>28</b>	<b>10</b>	<b>14</b>	<b>4</b>	<b>20/20</b>	<b>22/28</b>	<b>1</b>	<b>266</b>
<b>2-Pt. Conversions:</b> Freeman, Packers 1-2, Opponents 5-8								

Field Goals	1-19	20-29	30-39	40-49	50+
Longwell	0/0	3/4	9/10	7/14	1/3
<b>Packers</b> .....	<b>0/0</b>	<b>3/4</b>	<b>9/10</b>	<b>7/14</b>	<b>1/3</b>
<b>Opponents</b> .....	<b>0/0</b>	<b>4/5</b>	<b>10/11</b>	<b>7/9</b>	<b>1/3</b>
<b>Longwell:</b> (48N)(28G,32G,30G)(42G,46G,37N)(35G)(33G,47N)(51N,42N)(41N)(40G,31G)(39G,45G)(46G,39G)(52N,29B)(41N,27G)(33G,54G)(39G,45N)(24G)(45N,44G,43G)					
<b>Opponents:</b> (49G,39G)(1)(53N)(28G)(42G,36G)(33G,49G)(37G,47G,38G,41G)(26G,39G,32G)(33G,54G)(34G,30G,42N)(23N)(44N,24G)(1)(39N,44G,42G)(27G,55N)					

Interceptions	No	Yds	Avg	Long	TD
Sharper	6	78	13.0	23	0
T.Williams	4	117	29.3	69t	1
Wayne	3	55	18.3	35	0
McKenzie	2	38	19.0	38t	1
*Jue	2	35	17.5	35	0
Harris	2	12	6.0	8	0
Thibodeaux	1	9	9.0	9	0
<b>Packers</b> .....	<b>20</b>	<b>344</b>	<b>17.2</b>	<b>69t</b>	<b>2</b>
<b>Opponents</b> .....	<b>15</b>	<b>252</b>	<b>16.8</b>	<b>88t</b>	<b>2</b>

Punting	No	Yds	Avg	TB	In	Lg	B
Bidwell	82	3485	42.5	10	21	68	0
<b>Packers</b> .....	<b>82</b>	<b>3485</b>	<b>42.5</b>	<b>10</b>	<b>21</b>	<b>68</b>	<b>0</b>
<b>Opponents</b> .....	<b>86</b>	<b>3644</b>	<b>42.4</b>	<b>9</b>	<b>33</b>	<b>70</b>	<b>0</b>

Punt Returns	Ret	FC	Yds	Avg	Long	TD
Freeman	17	7	114	6.7	29	0
Rossum	11	8	109	9.9	55t	1
Lee	3	0	6	2.0	6	0
*Ferguson	1	2	4	4.0	4	0
Sharper	1	3	18	18.0	18	1
<b>Packers</b> .....	<b>33</b>	<b>20</b>	<b>251</b>	<b>7.6</b>	<b>55t</b>	<b>1</b>
<b>Opponents</b> .....	<b>34</b>	<b>19</b>	<b>288</b>	<b>8.5</b>	<b>37</b>	<b>0</b>

Kickoff Returns	No	Yds	Avg	Long	TD
Rossum	23	431	18.7	27	0
Levens	14	362	25.9	53	0
Henderson	6	62	10.3	14	0
Mealey	4	63	15.8	24	0
*Ferguson	2	32	16.0	16	0
Freeman	2	28	14.0	24	0
Akins	1	0	0.0	0	0
Flanigan	1	9	9.0	9	0
Goodman	1	21	21.0	21	0
<b>Packers</b> .....	<b>54</b>	<b>1008</b>	<b>18.7</b>	<b>53</b>	<b>0</b>
<b>Opponents</b> .....	<b>76</b>	<b>1520</b>	<b>20.0</b>	<b>43</b>	<b>0</b>

Community

Admin. & Coaches

Veterans

Draft & Free Agents

2017 Review

2001

Lambeau Field

Misc.

# 12-4-0, .750, FIRST, NFC NORTH 2002

Head Coach:	Mike Sherman	GB	Opp	Attend	Site	Starting QB	Temp	
S 8	Atlanta Falcons	+W	37	34	63,127	LF	B.Favre	83
S 15	@ New Orleans Saints	.....L	20	35	67,958	LSB	B.Favre	dome
S 22	@ Detroit Lions	.....W	37	31	61,505	FdF	B.Favre	dome
S 29	Carolina Panthers	.....W	17	14	63,329	LF	B.Favre	65
O 7	@ Chicago Bears (Champaign)	.....W	34	21	63,226	MS	B.Favre	46
O 13	@ New England Patriots	.....W	28	10	68,436	GIS	B.Favre	61
O 20	Washington Redskins	.....W	30	9	63,363	LF	B.Favre	44
N 4	Miami Dolphins	.....W	24	10	63,284	LF	B.Favre	30
N 10	Detroit Lions	.....W	40	14	63,313	LF	B.Favre	50
N 17	@ Minnesota Vikings	.....L	21	31	64,153	MD	B.Favre	dome
N 24	@ Tampa Bay Buccaneers	.....L	7	21	65,672	RJS	B.Favre	70
D 1	Chicago Bears	.....W	30	20	64,196	LF	B.Favre	23
D 8	Minnesota Vikings	.....W	26	22	64,070	LF	B.Favre	11
D 15	@ San Francisco 49ers	.....W	20	14	67,947	3CP	B.Favre	58
D 22	Buffalo Bills	.....W	10	0	64,106	LF	B.Favre	27
D 29	@ New York Jets	.....L	17	42	78,733	GS	B.Favre	40
			398	328	1,046,418			

Home: 8-0 (508,788) Away: 4-4 (537,630) + — overtime  
**NFC Wild Card Playoff**  
 J 4 Atlanta Falcons .....L 7 27 65,358 LF B.Favre 31

	GB	Opp	Rushing	No	Yds	Avg	Long	TD
<b>Total First Downs</b>	318	294	Green	286	1240	4.3	43	7
Rushing	94	122	*Fisher	70	283	4.0	28	2
Passing	197	143	*Davenport	39	184	4.7	43	1
Penalty	27	29	Favre	25	73	2.9	17	0
<b>Third Downs</b>	87/225	65/192	Driver	8	70	8.8	17	0
Efficiency	38.7	33.9	Mealey	11	36	3.3	18	1
<b>Fourth Downs</b>	7/13	6/16	Henderson	7	27	3.9	10	1
Efficiency	53.8	37.5	*J.Walker	1	11	11.0	11	0
<b>Possession Avg.</b>	31:50	28:10	Metcalfe	2	7	3.5	5	0
<b>Total Net Yards</b>	5560	4985	Graham	1	3	3.0	3	0
Avg. Per Game	347.5	311.6	Pederson	1	-1	-1.0	-1	0
Total Plays	1058	987	<b>Packers</b>	<b>451</b>	<b>1933</b>	<b>4.3</b>	<b>43</b>	<b>12</b>
Avg. Per Play	5.3	5.1	<b>Opponents</b>	<b>413</b>	<b>1998</b>	<b>4.8</b>	<b>62</b>	<b>14</b>

	GB	Opp	Rushing	No	Yds	Avg	Long	TD
<b>Net Yards Rushing</b>	1933	1998						
Avg. Per Game	120.8	124.9						
Total Rushes	451	413						
<b>Net Yards Passing</b>	3627	2987						
Avg. Per Game	226.7	186.7						
Sacked/Yards Lost	27/196	43/241						
Gross Yards	3823	3228						
Att./Completions	580/361	531/287						
Completion Pct.	62.2	54.0						
Had Intercepted	16	24						
<b>Punts/Average</b>	79/41.7	76/41.3						
Net Punting Avg.	79/35.7	76/38.2						
<b>Penalties/Yards</b>	108/913	98/945						
<b>Fumbles/Ball Lost</b>	28/12	39/21						
<b>Touchdowns</b>	45	40						
Rushing	12	14						
Passing	29	24						
Returns	4	2						

By Quarter	Q1	Q2	Q3	Q4	OT	Pts
Packers	50	141	107	94	0	328
Opponents	69	91	62	106	0	398

### Primary Starters

WR	D.Driver	LE	V.Holliday
LT	C.Clifton	*A.Kampman	G.Brown
	M.Flanagan	NT	R.Walker
LG	M.Wahle		R.Walker
C	F.Winters	DT	C.Hunt
	M.Flanagan	RE	K.Gbaja-Biamila
RG	M.Rivera	J	J.Johnson
RT	E.Dotson	SLB	N.Diggs
TE	B.Franks	MLB	H.Nickerson
WR	T.Glenn	WLB	N.Wayne
QB	B.Favre	LCB	M.McKenzie
RB	A.Green	RCB	T.Williams
FB	W.Henderson	SS	*M.Anderson
			M.Bowen
		FS	D.Sharper

### NFC North

Team	W	L	T	Pct	Pts	OP
<b>Green Bay</b>	12	4	0	.750	398	328
Minnesota	6	10	0	.375	390	442
Chicago	4	12	0	.250	281	379
Detroit	3	13	0	.188	306	451

### Receiving

Player	No	Yds	Avg	Long	TD
Driver	70	1064	15.2	85t	9
Green	57	393	6.9	23t	2
Glenn	56	817	14.6	49t	2
Franks	54	442	8.2	20t	2
Henderson	26	168	6.5	17	3
*J.Walker	23	319	13.9	30	1
Ferguson	22	293	13.3	40t	3
*Fisher	18	70	3.9	11	0
T.Davis	9	107	11.9	24	1
Martin	8	33	4.1	7	1
Mealey	7	45	6.4	11	0
*Davenport	5	33	6.6	13	0
Bailey	3	26	8.7	10	0
Graham	2	6	3.0	4	0
Wahle	1	7	7.0	7	0
<b>Packers</b>	<b>361</b>	<b>3823</b>	<b>10.6</b>	<b>85t</b>	<b>29</b>
<b>Opponents</b>	<b>287</b>	<b>3228</b>	<b>11.2</b>	<b>64t</b>	<b>24</b>

**Sacks:** Gbaja-Biamila 12.0, Holliday 6.0, Hunt 5.5, Diggs 3.0, Wayne 2.5, Johnson 2.0, Lyon 2.0, Nickerson 1.5, Edwards 1.0, M.McKenzie 1.0, Reynolds 1.0, Warren 1.0, Williams 1.0, \*Kampman 0.5, Packers 43.0, Opponents 27.0

\* — rookie

Passing	Att	Cmp	Yds	Cmp%	Yds/Att	TD	TD%	Int	Int%	LG	Sck/Yds	Rtng
Favre	551	341	3658	61.9	6.64	27	4.9	16	2.9	85t	26/188	85.6
Pederson	28	19	134	67.9	4.79	1	3.6	0	0.0	20t	1/8	90.5
Franks	1	1	31	100.0	31.00	1	100.0	0	0.0	31t	0/0	158.3
<b>Packers</b>	<b>580</b>	<b>361</b>	<b>3823</b>	<b>62.2</b>	<b>6.59</b>	<b>29</b>	<b>5.0</b>	<b>16</b>	<b>2.8</b>	<b>85t</b>	<b>27/196</b>	<b>86.6</b>
<b>Opponents</b>	<b>531</b>	<b>287</b>	<b>3228</b>	<b>54.0</b>	<b>6.08</b>	<b>24</b>	<b>4.5</b>	<b>24</b>	<b>4.5</b>	<b>64t</b>	<b>43/241</b>	<b>68.7</b>

### Scoring

TD	Ru	Pa	Rt	PAT	FG	S	PTS
Longwell	0	0	0	44/44	28/34	0	128
Driver	9	0	0	0	0	0	54
Green	9	7	2	0	0	0	54
Franks	7	0	7	0	0	0	42
Henderson	4	1	3	0	0	0	24
Ferguson	3	0	3	0	0	0	18
*Anderson	2	0	2	0	0	0	12
*Fisher	2	2	0	0	0	0	12
Glenn	2	0	2	0	0	0	12
*Davenport	1	1	0	0	0	0	6
T.Davis	1	0	1	0	0	0	6
Gbaja-Biamila	1	0	1	0	0	0	6
Martin	1	0	1	0	0	0	6
Mealey	1	1	0	0	0	0	6
Sharper	1	0	1	0	0	0	6
*J.Walker	1	0	1	0	0	0	6
<b>Packers</b>	<b>45</b>	<b>12</b>	<b>29</b>	<b>4/44</b>	<b>28/34</b>	<b>0</b>	<b>398</b>
<b>Opponents</b>	<b>40</b>	<b>14</b>	<b>24</b>	<b>2/36</b>	<b>16/22</b>	<b>0</b>	<b>328</b>

### 2-Point Conversions:

Player	Opp.	2-PT
Packers	0	1
Opponents	1	0

### Field Goals

Player	1-19	20-29	30-39	40-49	50+
Longwell	1/1	8/9	12/13	7/10	0/1
<b>Packers</b>	<b>1/1</b>	<b>8/9</b>	<b>12/13</b>	<b>7/10</b>	<b>0/1</b>
<b>Opponents</b>	<b>0/0</b>	<b>4/5</b>	<b>6/9</b>	<b>3/3</b>	<b>3/5</b>

**Longwell:** (28G,42N,42G,34G)(27G,36G)(46G,34G,47G)(30G)(49G,28B,36N,35G,50N)(42N)(36G,41G,28G)(27G)(30G,40G,36G,33G)(1)(21G,31G,27G)(33G,19G)(48G,42N,28G)(33G)(23G)

**Opponents:** (21G,52G)(39N)(33G)(24N)(32G)(25G,53G,30N,31G)(46G)(50N)(32G)(38G,51G)(52N)(23G,22G,37G)(47G,42G)(33N)(1)

### Interceptions

Player	No	Yds	Avg	Long	TD
Sharper	7	233	33.3	89t	1
*Anderson	4	114	28.5	78t	2
Wayne	3	32	10.7	25	0
Diggs	2	62	31.0	33	0
M.McKenzie	2	0	0.0	0	0
Gbaja-Biamila	1	72	72.0	72t	1
Holliday	1	3	3.0	3	0
Bowen	1	0	0.0	0	0
McBride	1	0	0.0	0	0
Westbrook	1	0	0.0	0	0
Williams	1	0	0.0	0	0
<b>Packers</b>	<b>24</b>	<b>516</b>	<b>21.5</b>	<b>89t</b>	<b>4</b>
<b>Opponents</b>	<b>16</b>	<b>327</b>	<b>20.4</b>	<b>65</b>	<b>0</b>

### Punting

Player	No	Yds	Avg	TB	In	LG	B
Bidwell	79	3296	41.7	6	26	57	0
<b>Packers</b>	<b>79</b>	<b>3296</b>	<b>41.7</b>	<b>6</b>	<b>26</b>	<b>57</b>	<b>0</b>
<b>Opponents</b>	<b>76</b>	<b>3135</b>	<b>41.3</b>	<b>2</b>	<b>27</b>	<b>84</b>	<b>0</b>

### Punt Returns

Player	Rt	FC	Yds	Avg	Long	TD
Gordon	35	9	180	5.1	27	0
Moses	5	0	12	2.4	8	0
Metcalfe	3	0	-1	-0.3	0	0
Carter	1	0	0	0.0	0	0
Edwards	1	0	0	0.0	0	0
Sharper	1	2	0	0.0	0	0
<b>Packers</b>	<b>46</b>	<b>11</b>	<b>191</b>	<b>4.2</b>	<b>27</b>	<b>0</b>
<b>Opponents</b>	<b>41</b>	<b>22</b>	<b>357</b>	<b>8.7</b>	<b>72t</b>	<b>1</b>

### Kickoff Returns

Player	No	Yds	Avg	Long	TD
*J.Walker	35	769	22.0	55	0
*Davenport	6	130	21.7	27	0
Ferguson	6	113	18.8	25	0
Gordon	4	53	13.3	19	0
Moses	4	69	17.3	27	0
Carter	2	42	21.0	25	0
*Fisher	2	42	21.0	21	0
M.McKenzie	2	25	12.5	18	0
Metcalfe	2	41	20.5	21	0
<b>Packers</b>	<b>63</b>				

# 2003 10-6-0, .625, FIRST, NFC NORTH

Head Coach:	Mike Sherman	GB	Opp	Attend	Site	Starting QB	Temp
S 7	Minnesota Vikings	L	25	30	70,505	LF	B.Favre 71
S 14	Detroit Lions	W	31	6	70,244	LF	B.Favre 63
S 21	@ Arizona Cardinals	L	13	20	58,784	SDV	B.Favre 102
S 29	@ Chicago Bears	W	38	23	61,500	SF	B.Favre 58
O 5	Seattle Seahawks	W	35	13	70,365	LF	B.Favre 48
O 12	Kansas City Chiefs	L	34	40	70,407	LF	B.Favre 60
O 19	@ St. Louis Rams	L	24	34	66,201	EJD	B.Favre dome
N 2	@ Minnesota Vikings	W	30	27	64,482	MD	B.Favre dome
N 10	Philadelphia Eagles	L	14	17	70,291	LF	B.Favre 39
N 16	@ Tampa Bay Buccaneers	W	20	13	65,614	RJS	B.Favre 80
N 23	San Francisco 49ers	W	20	10	70,250	LF	B.Favre 38
N 27	@ Detroit Lions	L	14	22	62,123	FdF	B.Favre dome
D 7	Chicago Bears	W	34	21	70,458	LF	B.Favre 35
D 14	@ San Diego Chargers	W	38	21	64,978	QS	B.Favre 61
D 22	@ Oakland Raiders	W	41	7	62,298	NAC	B.Favre 54
D 28	Denver Broncos	W	31	3	70,299	LF	B.Favre 45
		442	307	1,068,799			

Home: 5-3 (562,819) Away: 5-3 (505,980) + — overtime  
**NFC Wild Card Playoff**  
 J 4 Seattle Seahawks +W 33 27 71,457 LF B.Favre 20  
**NFC Divisional Playoff**  
 J 11 @ Philadelphia Eagles +L 17 20 67,707 LFF B.Favre 25

	GB	Opp	Rushing	No	Yds	Avg	Long	TD
<b>Total First Downs</b>	315	288	Green	355	1883	5.3	98t	15
Rushing	127	91	Davenport	77	420	5.5	76t	2
Passing	166	172	Fisher	40	200	5.0	19	1
Penalty	22	25	Driver	5	51	10.2	45	0
<b>Third Downs</b>	85/207	85/228	Favre	18	15	0.8	7	0
Efficiency	41.1	37.3	Luchey	1	3	3.0	3	0
<b>Fourth Downs</b>	4/7	4/17	J.Walker	2	1	0.5	1	0
Efficiency	57.1	23.5	Nall	2	-2	-1.0	-1	0
<b>Possession Avg.</b>	30:52	29:08	Pederson	6	-5	-0.8	0	0
<b>Total Net Yards</b>	5798	5101	Ferguson	1	-8	-8.0	-8	0
Avg. Per Game	362.4	318.8	<b>Packers</b>	<b>507</b>	<b>2558</b>	<b>5.0</b>	<b>98t</b>	<b>18</b>
Total Plays	999	1036	<b>Opponents</b>	<b>413</b>	<b>1701</b>	<b>4.1</b>	<b>67t</b>	<b>10</b>
Avg. Per Play	5.8	4.9						

	GB	Opp	Rushing	No	Yds	Avg	Long	TD
<b>Net Yards Rushing</b>	2558	1701	Green Bay	10	6	0.625	442	307
Avg. Per Game	159.9	106.3	Minnesota	9	7	0.562	416	353
Total Rushes	507	413	Chicago	7	9	0.438	283	346
<b>Net Yards Passing</b>	3240	3400	Detroit	5	11	0.312	270	379
Avg. Per Game	202.5	212.5						
Sacked/Yards Lost	19/137	34/200						
Gross Yards	3377	3600						
Att./Completions	473/310	589/326						
Completion Pct.	65.5	55.3						
Had Intercepted	21	21						
<b>Punts/Average</b>	71/41.0	83/41.0						
Net Punting Avg.	71/34.6	83/35.0						
<b>Penalties/Yards</b>	88/699	97/767						
<b>Fumbles/Ball Lost</b>	19/11	21/11						
<b>Touchdowns</b>	53	31						
Rushing	18	10						
Passing	32	18						
Returns	3	3						

	GB	Opp	Receiving	No	Yds	Avg	Long	TD
<b>By Quarter</b>	Q1	Q2	Q3	Q4	OT	Pts		
Packers	103	138	69	132	0	442		
Opponents	86	64	49	102	6	307		

### Primary Starters

WR	R.Ferguson	LE	A.Kampman
LT	C.Clifton		J.Johnson
LG	M.Wahle	NT	G.Brown
C	M.Flanagan	DT	C.Hunt
RG	M.Rivera	RE	K.Gbaja-Biamila
RT	M.Tauscher	SLB	H.Navies
TE	B.Franks	MLB	N.Barnett
WR	D.Driver	WLB	N.Diggs
QB	B.Favre	LCB	M.McKenzie
RB	A.Green	RCB	A.Harris
FB	W.Henderson	SS	A.Edwards
			M.Anderson
			D.Sharper

	GB	Opp	Receiving	No	Yds	Avg	Long	TD				
<b>Passing</b>	Att	Cmp	Yds	Cmp%	Yds/Att	TD	Int	Int%	LG	Sck/Yds	Rtg	
Favre	471	308	3361	65.4	7.14	32	6.8	21	4.5	66t	19/137	90.4
Pederson	2	2	16	100.0	8.00	0	0.0	0	0.0	14	0/0	100.0
<b>Packers</b>	<b>473</b>	<b>310</b>	<b>3377</b>	<b>65.5</b>	<b>7.14</b>	<b>32</b>	<b>6.8</b>	<b>21</b>	<b>4.4</b>	<b>66t</b>	<b>19/137</b>	<b>90.5</b>
<b>Opponents</b>	<b>589</b>	<b>326</b>	<b>3600</b>	<b>55.3</b>	<b>6.11</b>	<b>18</b>	<b>3.1</b>	<b>21</b>	<b>3.6</b>	<b>68t</b>	<b>34/200</b>	<b>69.0</b>

**Sacks:** Gbaja-Biamila 10.0, Hunt 4.0, G.Jackson 2.5, Nwokorie 2.5, \*Barnett 2.0, Kampman 2.0, Sharper 2.0, Jue 1.5, Smith 1.5, Diggs 1.0, Edwards 1.0, Hawthorne 1.0, Marshall 1.0, Navies 1.0, Packers 34.0, Opponents 19.0

\* — rookie

Scoring	TD	Ru	Pa	Pat	FG	S	Pts
Green	20	15	5	0	0	0	120
Longwell	0	0	0	0	51/51	23/26	0 120
J.Walker	9	0	0	0	0	0	54
Franks	4	0	4	0	0	0	28
Ferguson	4	0	4	0	0	0	24
Fisher	3	1	2	0	0	0	18
Henderson	3	0	3	0	0	0	18
Davenport	2	2	0	0	0	0	12
Driver	2	0	2	0	0	0	12
Martin	2	0	2	0	0	0	12
Harris	1	0	0	1	0	0	6
McKenzie	1	0	0	1	0	0	6
Walls	1	0	1	0	0	0	6
Wilkins	1	0	0	1	0	0	6

**Packers** 53 18 32 3 51/51 23/26 0 442  
**Opponents** 31 10 18 3 29/29 30/33 0 307

**2-Point Conversions:** Packers 2, Packers 2-2, Opponents 1-1

**Field Goals 1-19 20-29 30-39 40-49 50+**  
 Longwell ... 0/0 5/5 11/11 6/9 1/1  
**Packers** ... 0/0 5/5 11/11 6/9 1/1  
**Opponents** ... 0/0 10/11 10/10 8/10 2/2

**Longwell:** (27G)(46G)(40G,40G)(34G)(1)(50G,41G)(33G)(21G,43G,27G)(45N)(31G,33G)(38G,49N,37G)(24G,38G,35G,45G)(32G)(31G,27G)(33G,40N)  
**Opponents:** (22G,46G,34G)(22G,52G)(21G,37G)(31G,38G,41G)(27G,58G)(34G,31G,48B)(39G,43G)(47G,37G)(47N,21G)(24G,47G)(28N,24G)(42G,28G,49G,46G,32G)(1)(20G,26G)(1)(31G)

Interceptions	No	Yds	Avg	Long	TD
Sharper	5	78	15.6	50	0
McKenzie	4	98	24.5	90	1
Harris	3	89	29.7	56t	1
*Barnett	3	21	7.0	14	0
Diggs	2	13	6.5	13	0
Hawthorne	2	8	4.0	8	0
Edwards	1	5	5.0	5	0
Anderson	1	3	3.0	3	0
<b>Packers</b>	<b>21</b>	<b>315</b>	<b>15.0</b>	<b>90t</b>	<b>2</b>
<b>Opponents</b>	<b>21</b>	<b>429</b>	<b>20.4</b>	<b>79t</b>	<b>2</b>

Punting	No	Yds	Avg	TB	In	Lg	B
Bidwell	69	2875	41.7	7	16	60	0
Longwell	2	58	29.0	1	1	30	0
<b>Packers</b>	<b>71</b>	<b>2933</b>	<b>41.3</b>	<b>8</b>	<b>17</b>	<b>60</b>	<b>0</b>
<b>Opponents</b>	<b>83</b>	<b>3399</b>	<b>41.0</b>	<b>11</b>	<b>23</b>	<b>62</b>	<b>1</b>

Punt Returns	Ret	FC	Yds	Avg	Long	TD
Chatman	33	18	277	8.4	33	0
Harris	1	0	0	0.0	0	0
Wilkins	1	0	0	0.0	0	0
<b>Packers</b>	<b>35</b>	<b>18</b>	<b>277</b>	<b>7.9</b>	<b>33</b>	<b>0</b>
<b>Opponents</b>	<b>32</b>	<b>15</b>	<b>316</b>	<b>9.9</b>	<b>32</b>	<b>0</b>

Kickoff Returns	No	Yds	Avg	Long	TD
Chatman	36	804	22.3	46	0
Davenport	16	505	31.6	60	0
Ferguson	7	148	21.1	31	0
Henderson	3	33	11.0	15	0
Luchey	2	21	10.5	12	0
<b>Packers</b>	<b>64</b>	<b>1511</b>	<b>23.6</b>	<b>60</b>	<b>0</b>
<b>Opponents</b>	<b>82</b>	<b>1707</b>	<b>20.8</b>	<b>88t</b>	<b>1</b>

Community

Admin. & Coaches

Veterans

Draft & Free Agents

2017 Review

2003

Lambeau Field

Misc.

# 10-6-0, .625, FIRST, NFC NORTH 2004

Head Coach:	Mike Sherman	GB	Opp	Attend	Site	Starting QB	Temp
S 13	@ Carolina Panthers	W	24	14	73,656	BAS	B.Favre 74
S 19	Chicago Bears	L	10	21	70,688	LF	B.Favre 74
S 26	@ Indianapolis Colts	L	31	45	57,280	RCA	B.Favre dome
O 3	New York Giants	L	7	14	70,623	LF	B.Favre 61
O 11	Tennessee Titans	L	27	48	70,420	LF	B.Favre 50
O 17	@ Detroit Lions	W	38	10	62,938	FdF	B.Favre dome
O 24	Dallas Cowboys	W	41	20	70,679	LF	B.Favre 55
O 31	@ Washington Redskins	W	28	14	89,295	FxF	B.Favre 78
N 14	Minnesota Vikings	W	34	31	70,671	LF	B.Favre 46
N 21	@ Houston Texans	W	16	13	70,769	RtS	B.Favre dome
N 29	St. Louis Rams	W	45	17	70,385	LF	B.Favre 28
D 5	@ Philadelphia Eagles	L	17	47	67,723	LF	B.Favre 55
D 12	Detroit Lions	W	16	13	70,497	LF	B.Favre 33
D 19	Jacksonville Jaguars	L	25	28	70,437	LF	B.Favre 12
D 24	@ Minnesota Vikings	W	34	31	64,311	MD	B.Favre dome
J 2	@ Chicago Bears	W	31	14	62,197	SF	B.Favre 44
				424	380		1,112,569

Home: 4-4 (564,400) Away: 6-2 (548,169)

### NFC Wild Card Playoff

J 9	Minnesota Vikings	L	17	31	71,075	LF	B.Favre 26
-----	-------------------	---	----	----	--------	----	------------

	GB	Opp	Rushing	No	Yds	Avg	Long	TD	
<b>Total First Downs</b>	354	307	Green	259	1163	4.5	90t	7	
Rushing	98	92	Davenport	71	359	5.1	40t	2	
Passing	228	181	Fisher	65	224	3.4	24	0	
Penalty	28	34	W.Williams	6	42	7.0	28	0	
<b>Third Downs</b>	98/207	69/197	Chatman	4	36	9.0	18	0	
Efficiency	47.3	35.0	Favre	16	36	2.3	17	0	
<b>Fourth Downs</b>	8/14	5/9	Luchey	10	24	2.4	4	0	
Efficiency	57.1	55.6	Pederson	2	15	7.5	9	0	
<b>Possession Avg.</b>	30:28	29:32	Nall	3	7	2.3	9	0	
<b>Total Net Yards</b>	6357	5541	Driver	3	4	1.3	14	0	
Avg. Per Game	397.3	346.3	O'Sullivan	2	-2	-1.0	-1	0	
Total Plays	1053	967	<b>Packers</b>	<b>441</b>	<b>1908</b>	<b>4.3</b>	<b>90t</b>	<b>9</b>	
Avg. Per Play	6.0	5.7	<b>Opponents</b>	<b>409</b>	<b>1878</b>	<b>4.6</b>	<b>54</b>	<b>12</b>	
<b>Net Yards Rushing</b>	1908	1878	<b>NFC North</b>						
Avg. Per Game	119.3	117.4	<b>W</b>	<b>L</b>	<b>T</b>	<b>Pct</b>	<b>Pts</b>	<b>OP</b>	
Total Rushes	441	409	<b>Green Bay</b>	<b>.10</b>	<b>6</b>	<b>0</b>	<b>.625</b>	<b>424</b>	<b>380</b>
<b>Net Yards Passing</b>	4449	3663	Minnesota	.8	8	0	.500	405	395
Avg. Per Game	278.1	228.9	Detroit	.6	10	0	.375	296	350
Sacked/Yards Lost	14/101	40/280	Chicago	.5	11	0	.312	231	331
Gross Yards	4550	3943	<b>Receiving</b>						
Att./Completions	598/382	518/314	<b>No</b>	<b>Yds</b>	<b>Avg</b>	<b>Long</b>	<b>TD</b>		
Completion Pct.	63.9	60.6	Walker	89	1382	15.5	79t	12	
Had Intercepted	19	8	Driver	84	1208	14.4	50	9	
<b>Punts/Average</b>	66/40.1	81/39.2	Green	40	275	6.9	48	1	
Net Punting Avg.	66/33.4	81/34.6	Fisher	38	277	7.3	25	2	
<b>Penalties/Yards</b>	116/950	112/942	Franks	34	361	10.6	29	7	
<b>Fumbles/Ball Lost</b>	22/10	17/7	Henderson	34	239	7.0	38t	3	
<b>Touchdowns</b>	50	47	Ferguson	24	367	15.3	48	1	
Rushing	9	12	Chatman	22	246	11.2	21	1	
Passing	36	33	Martin	5	88	17.6	35	0	
Returns	5	2	Steele	4	42	10.5	27	0	
<b>By Quarter</b>	<b>Q1</b>	<b>Q2</b>	<b>Q3</b>	<b>Q4</b>	<b>OT</b>	<b>Pts</b>			
Packers	57	146	107	114	0	424			
Opponents	82	147	58	93	0	380			

	GB	Opp	Rushing	No	Yds	Avg	Long	TD	
<b>Total First Downs</b>	354	307	Davenport	71	359	5.1	40t	2	
Rushing	98	92	Fisher	65	224	3.4	24	0	
Passing	228	181	W.Williams	6	42	7.0	28	0	
Penalty	28	34	Chatman	4	36	9.0	18	0	
<b>Third Downs</b>	98/207	69/197	Favre	16	36	2.3	17	0	
Efficiency	47.3	35.0	Luchey	10	24	2.4	4	0	
<b>Fourth Downs</b>	8/14	5/9	Pederson	2	15	7.5	9	0	
Efficiency	57.1	55.6	Nall	3	7	2.3	9	0	
<b>Possession Avg.</b>	30:28	29:32	Driver	3	4	1.3	14	0	
<b>Total Net Yards</b>	6357	5541	O'Sullivan	2	-2	-1.0	-1	0	
Avg. Per Game	397.3	346.3	<b>Packers</b>	<b>441</b>	<b>1908</b>	<b>4.3</b>	<b>90t</b>	<b>9</b>	
Total Plays	1053	967	<b>Opponents</b>	<b>409</b>	<b>1878</b>	<b>4.6</b>	<b>54</b>	<b>12</b>	
Avg. Per Play	6.0	5.7	<b>NFC North</b>						
<b>Net Yards Rushing</b>	1908	1878	<b>W</b>	<b>L</b>	<b>T</b>	<b>Pct</b>	<b>Pts</b>	<b>OP</b>	
Avg. Per Game	119.3	117.4	<b>Green Bay</b>	<b>.10</b>	<b>6</b>	<b>0</b>	<b>.625</b>	<b>424</b>	<b>380</b>
Total Rushes	441	409	Minnesota	.8	8	0	.500	405	395
<b>Net Yards Passing</b>	4449	3663	Detroit	.6	10	0	.375	296	350
Avg. Per Game	278.1	228.9	Chicago	.5	11	0	.312	231	331
Sacked/Yards Lost	14/101	40/280	<b>Receiving</b>						
Gross Yards	4550	3943	<b>No</b>	<b>Yds</b>	<b>Avg</b>	<b>Long</b>	<b>TD</b>		
Att./Completions	598/382	518/314	Walker	89	1382	15.5	79t	12	
Completion Pct.	63.9	60.6	Driver	84	1208	14.4	50	9	
Had Intercepted	19	8	Green	40	275	6.9	48	1	
<b>Punts/Average</b>	66/40.1	81/39.2	Fisher	38	277	7.3	25	2	
Net Punting Avg.	66/33.4	81/34.6	Franks	34	361	10.6	29	7	
<b>Penalties/Yards</b>	116/950	112/942	Henderson	34	239	7.0	38t	3	
<b>Fumbles/Ball Lost</b>	22/10	17/7	Ferguson	24	367	15.3	48	1	
<b>Touchdowns</b>	50	47	Chatman	22	246	11.2	21	1	
Rushing	9	12	Martin	5	88	17.6	35	0	
Passing	36	33	Steele	4	42	10.5	27	0	
Returns	5	2	Davenport	4	33	8.3	12	0	
<b>By Quarter</b>	<b>Q1</b>	<b>Q2</b>	<b>Q3</b>	<b>Q4</b>	<b>OT</b>	<b>Pts</b>			
Packers	57	146	107	114	0	424			
Opponents	82	147	58	93	0	380			

### Primary Starters

WR	D.Driver	LE	A.Kampman
	R.Ferguson	NT	G.Jackson
LT	C.Clifton	DT	C.Hunt
LG	M.Wahle		C.Jenkins
C	G.Ruegamer	RE	K.Gbaja-Biamila
RG	M.Rivera	SLB	H.Navies
RT	M.Tauscher	MLB	N.Barnett
TE	B.Franks	WLB	N.Diggs
WR	J.Walker	LCB	*A.Carroll
QB	B.Favre		M.Hawthorne
RB	A.Green	RCB	A.Harris
FB	W.Henderson	SS	M.Roman
		FS	D.Sharper

Scoring	TD	Ru	Pa	Rt	PAT	FG	S	PTS
Longwell	0	0	0	0	48/48	24/28	0	120
Walker	12	0	12	0	0	0	0	72
Driver	9	0	9	0	0	0	0	56
Green	8	7	1	0	0	0	0	48
Franks	7	0	7	0	0	0	0	42
Henderson	3	0	3	0	0	0	0	18
Sharper	3	0	3	0	0	0	0	18
Davenport	2	2	0	0	0	0	0	12
Fisher	2	0	2	0	0	0	0	12
Ferguson	1	0	1	0	0	0	0	8
*Carroll	1	0	1	0	0	0	0	6
Chattman	1	0	1	0	0	0	0	6
Hawthorne	1	0	1	0	0	0	0	6
<b>Packers</b>	<b>50</b>	<b>9</b>	<b>36</b>	<b>5</b>	<b>48/48</b>	<b>24/28</b>	<b>0</b>	<b>424</b>
<b>Opponents</b>	<b>47</b>	<b>12</b>	<b>33</b>	<b>2</b>	<b>47/47</b>	<b>17/25</b>	<b>0</b>	<b>380</b>

**2-Point Conversions:** Ferguson, Driver, Packers 2-2, Opponents 0-0

Field Goals	1-19	20-29	30-39	40-49	50+
Longwell	0/0	8/8	8/9	6/8	2/3
<b>Packers</b>	<b>0/0</b>	<b>8/8</b>	<b>8/9</b>	<b>6/8</b>	<b>2/3</b>
<b>Opponents</b>	<b>0/0</b>	<b>5/5</b>	<b>5/8</b>	<b>7/12</b>	<b>0/0</b>

Longwell:	(41G)(25G,45N)(38G,52N)(39G,53G)(50G)(26G,40G)(37G,39G)(43G,33G)(49N,23G,39G,46G)(27G)(40G)(36G,28G,23G)(35G,31N)(42G,29G)(20G)
<b>Opponents:</b>	(45N)(45G)(49N,30N,33N)(36G,38G,42B)(48G)(46G,24G)(35N)(21G)(40N,46G,40G)(42N,32G)(22G,45G,47G,22G)(31G,36G)(29G)(1)

Interceptions	No	Yds	Avg	Long	TD
Sharper	4	97	24.3	43t	2
Harris	1	29	29.0	29	0
Joe	1	23	23.0	23	0
Barnett	1	16	16.0	16	0
*Carroll	1	0	0.0	0	0
<b>Packers</b>	<b>8</b>	<b>165</b>	<b>20.6</b>	<b>43t</b>	<b>2</b>
<b>Opponents</b>	<b>19</b>	<b>166</b>	<b>8.7</b>	<b>31</b>	<b>1</b>

Punting	No	Yds	Avg	TB	In	Lg	B
Barker	66	2644	40.1	7	16	64	0
<b>Packers</b>	<b>66</b>	<b>2644</b>	<b>40.1</b>	<b>7</b>	<b>16</b>	<b>64</b>	<b>0</b>
<b>Opponents</b>	<b>81</b>	<b>3176</b>	<b>39.2</b>	<b>6</b>	<b>31</b>	<b>58</b>	<b>0</b>

Punt Returns	Ret	FC	Yds	Avg	Long	TD
Chatman	32	27	245	7.7	28	0
Sharper	1	0	9	9.0	9	0
<b>Packers</b>	<b>33</b>	<b>27</b>	<b>254</b>	<b>7.7</b>	<b>28</b>	<b>0</b>
<b>Opponents</b>	<b>34</b>	<b>10</b>	<b>301</b>	<b>8.9</b>	<b>40</b>	<b>0</b>

Kickoff Returns	No	Yds	Avg	Long	TD
Chatman	25	565	22.6	59	0
Ferguson	21	526	25.0	71	0
Davenport	14	286	20.4	27	0
*Thurman	3	59	19.7	28	0
*Carroll	2	31	15.5	16	0
Henderson	2	16	8.0	10	0
Whitley	2	33	16.5	20	0
Peterson	1	6	6.0	6	0
<b>Packers</b>	<b>70</b>	<b>1522</b>	<b></b>		



# 2005 4-12-0, .250, FOURTH, NFC NORTH

Head Coach:	Mike Sherman	GB	Opp	Attend	Site	Starting QB	Temp
S 11	@ Detroit Lions	L	3	17	61,877	FdF	B.Favre dome
S 18	Cleveland Browns	L	24	26	70,400	LF	B.Favre 76
S 25	Tampa Bay Buccaneers	L	16	17	70,518	LF	B.Favre 65
O 3	@ Carolina Panthers	L	29	32	73,657	BAS	B.Favre 75
O 9	New Orleans Saints	W	52	3	70,580	LF	B.Favre 52
O 23	@ Minnesota Vikings	L	20	23	64,278	MD	B.Favre dome
O 30	@ Cincinnati Bengals	L	14	21	65,940	PBS	B.Favre 58
N 6	Pittsburgh Steelers	L	10	20	70,607	LF	B.Favre 49
N 13	@ Atlanta Falcons	W	33	25	71,001	GD	B.Favre dome
N 21	Minnesota Vikings	L	17	20	70,610	LF	B.Favre 36
N 27	@ Philadelphia Eagles	L	14	19	67,665	LFF	B.Favre 50
D 4	@ Chicago Bears	L	7	19	62,177	SF	B.Favre 26
D 11	Detroit Lions	W	16	13	70,019	LF	B.Favre 14
D 19	@ Baltimore Ravens	L	3	48	70,604	MTS	B.Favre 29
D 25	Chicago Bears	L	17	24	69,757	LF	B.Favre 34
J 1	Seattle Seahawks	W	23	17	69,928	LF	B.Favre 34
		298	344	1,099,618			
<b>Home:</b> 3-5 (562,419)		<b>Away:</b> 1-7 (537,199)				+ — overtime	

Scoring	TD	Ru	Pa	Rt	PAT	FG	S	PTS
Longwell	0	0	0	0	30/31	20/27	0	90
*Gado	7	6	1	0			0	42
Chatman	5	0	4	1			0	30
Driver	5	0	5	0			0	30
Ferguson	3	0	3	0			0	20
Martin	3	0	3	0			0	20
Davenport	2	2	0	0			0	12
Fisher	2	1	1	0			0	12
*Herron	2	2	0	0			0	12
D.Lee	2	0	2	0			0	12
Barnett	1	0	0	1			0	6
Franks	1	0	1	0			0	6
Harris	1	0	0	1			0	6
<b>Packers</b>	<b>34</b>	<b>11</b>	<b>20</b>	<b>3</b>	<b>30/31</b>	<b>20/27</b>	<b>0</b>	<b>298</b>
<b>Opponents</b>	<b>37</b>	<b>10</b>	<b>5</b>	<b>33/35</b>	<b>29/34</b>	<b>0</b>	<b>344</b>	

Field Goals	1-19	20-29	30-39	40-49	50+
Longwell	0/0	7/7	6/10	3/5	4/5
<b>Packers</b>	<b>0/0</b>	<b>7/7</b>	<b>6/10</b>	<b>3/5</b>	<b>4/5</b>
<b>Opponents</b>	<b>1/1</b>	<b>11/11</b>	<b>10/10</b>	<b>6/10</b>	<b>1/2</b>
<b>Longwell:</b>	(50G)(34G)(42N,32G)((26G)(53N,53G,42N,39G)(40G,31N)(46G,23G,53G,51G)(46G)(1)(36G,38B,39G,28G)(27G)(38N,39N,26G)(26G,32G,28G)				
<b>Opponents:</b>	(21G)(21G,39G)(46G)(32G,38G)(33G,43N,43N)(27G,22G,56G)(32G,24G,51B)(37G)(49N,24G,27G)(44G,38G,37G,33G)(21G,40G,25G,35G,43N)(19G,23G)(23G,40G)(45G)(44G)				

	GB	Opp	Rushing	No	Yds	Avg	Long	TD
<b>Total First Downs</b>	318	280	*Gado	143	582	4.1	64t	6
Rushing	76	107	Green	77	255	3.3	13	0
Passing	206	143	Fisher	60	173	2.9	17	1
Penalty	36	30	*Herron	45	121	2.7	17	2
<b>Third Downs</b>	91/221	74/206	Davenport	30	105	3.5	24	2
Efficiency	41.2	35.9	Favre	18	62	3.4	20	0
<b>Fourth Downs</b>	9/19	3/8	Chatman	8	34	4.3	11	0
Efficiency	47.4	37.5	R.Lee	11	16	1.5	4	0
<b>Possession Avg.</b>	30:48	29:12	Driver	2	13	6.5	9	0
<b>Total Net Yards</b>	5118	4690	*Rodgers	2	7	3.5	8	0
Avg. Per Game	319.9	293.1	Henderson	1	-5	-5.0	-5	0
Total Plays	1051	969	Sander	1	-11	-11.0	-11	0
Avg. Per Play	4.9	4.8	<b>Packers</b>	<b>398</b>	<b>1352</b>	<b>3.4</b>	<b>64t</b>	<b>11</b>
<b>Net Yards Rushing</b>	1352	2010	<b>Opponents</b>	<b>504</b>	<b>2010</b>	<b>4.0</b>	<b>43</b>	<b>10</b>
Avg. Per Game	84.5	125.6						
Total Rushes	398	504						
<b>Net Yards Passing</b>	3766	2680						
Avg. Per Game	235.4	167.5						
Sacked/Yards Lost	27/198	35/196						
Gross Yards	3964	2876						
Att./Completions	626/383	430/252						
Completion Pct.	61.2	58.6						
Had Intercepted	30	10						
<b>Punts/Average</b>	70/38.9	85/42.3						
Net Punting Avg.	70/33.5	85/36.9						
<b>Penalties/Yards</b>	119/918	98/975						
<b>Fumbles/Ball Lost</b>	31/15	33/11						
<b>Touchdowns</b>	34	37						
Rushing	11	10						
Passing	20	22						
Returns	3	5						

By Quarter	Q1	Q2	Q3	Q4	OT	Pts
Packers	77	100	36	82	3	298
Opponents	88	100	59	97	0	344

NFC North	W	L	T	Pct	Pts	OP
Chicago	11	5	0	.688	260	202
Minnesota	9	7	0	.532	306	344
Detroit	5	11	0	.312	254	345
<b>Green Bay</b>	<b>4</b>	<b>12</b>	<b>0</b>	<b>.250</b>	<b>298</b>	<b>344</b>

Receiving	No	Yds	Avg	Long	TD
Driver	86	1221	14.2	59	5
Chatman	49	549	11.2	25	4
Fisher	48	347	7.2	15	1
D.Lee	33	294	8.9	27	2
Henderson	30	264	8.8	32	0
Ferguson	27	366	13.6	51	3
Martin	27	224	8.3	21t	3
Franks	25	207	8.3	24	1
Green	19	147	7.7	20	0
*Gado	10	77	7.7	30	1
Thurman	7	92	13.1	33	0
*Murphy	5	36	7.2	12	0
Leach	5	19	3.8	9	0
Gardner	4	67	16.8	33	0
Walker	4	27	6.8	9	0
Davenport	2	3	1.5	2	0
W.Williams	1	19	19.0	19	0
R.Lee	1	5	5.0	5	0
<b>Packers</b>	<b>383</b>	<b>3964</b>	<b>10.3</b>	<b>59</b>	<b>20</b>
<b>Opponents</b>	<b>252</b>	<b>2876</b>	<b>11.4</b>	<b>80t</b>	<b>22</b>

**Sacks:** Gbaja-Biamila 8.0, Kampman 6.5, Harris 3.0, Jenkins 3.0, Peterson 3.0, Cole 2.0, \*Poppinga 2.0, C.Williams 2.0, Lenon 1.5, Barnett 1.0, Jackson 1.0, \*Montgomery 1.0, Packers 35.0, Opponents 27.0

Passing	Att	Cmp	Yds	Cmp%	Yds/Att	TD	TD%	Int	Int%	LG	Sck/Yds	Rtng
Favre	607	372	3881	61.3	6.39	20	3.3	3t	4.8	59	24/170	70.9
*Rodgers	16	9	65	56.3	4.06	0	0.0	1	6.3	16	3/28	39.8
Fisher	1	1	14	100.0	14.00	0	0.0	0	0.0	14	0/0	118.8
*Gado	1	0	0	0.0	0.00	0	0.0	0	0.0	0	0/0	39.6
Sander	1	1	4	100.0	4.00	0	0.0	0	0.0	4	0/0	83.3
<b>Packers</b>	<b>626</b>	<b>383</b>	<b>3964</b>	<b>61.2</b>	<b>6.33</b>	<b>20</b>	<b>3.2</b>	<b>3t</b>	<b>4.8</b>	<b>59</b>	<b>27/198</b>	<b>70.1</b>
<b>Opponents</b>	<b>430</b>	<b>252</b>	<b>2876</b>	<b>58.6</b>	<b>6.69</b>	<b>22</b>	<b>5.1</b>	<b>10</b>	<b>2.3</b>	<b>80t</b>	<b>35/196</b>	<b>86.2</b>

\* — rookie

Primary Starters			
WR	R.Ferguson	LE	A.Kampman
LT	C.Clifton	LT	G.Jackson
LG	A.Klemm	RT	C.Jenkins
C	S.Wells	RE	K.Gbaja-Biamila
R	M.Flanagan	SLB	P.Lenon
RG	*W.Whitticker		N.Diggs
RT	M.Tauscher	MLB	N.Barnett
TE	B.Franks	WLB	R.Thomas
	D.Martin		P.Lenon
WR	D.Driver	LCB	A.Carroll
QB	B.Favre	RCB	A.Harris
RB	A.Green (5)	SS	M.Roman
	*S.Gado (5)	FS	*N.Collins
	T.Fisher (4)		
FB	W.Henderson		
	V.Leach		

Community  
Admin. & Coaches  
Veterans  
Draft & Free Agents  
2017 Review  
2005

Lambeau Field  
Misc.

# 8-8-0, .500, SECOND, NFC NORTH 2006

Head Coach:	Mike McCarthy	GB	Opp	Attend	Site	Starting QB	Temp	
S 10	Chicago Bears	L	0	26	70,918	LF	B.Favre	62
S 17	New Orleans Saints	L	27	34	70,602	LF	B.Favre	78
S 24	@ Detroit Lions	W	31	24	61,095	FdF	B.Favre	dome
O 2	@ Philadelphia Eagles	L	9	31	69,222	LFF	B.Favre	59
O 8	St. Louis Rams	L	20	23	70,804	LF	B.Favre	69
O 22	@ Miami Dolphins	W	34	24	73,548	DS	B.Favre	86
O 29	Arizona Cardinals	W	31	14	70,809	LF	B.Favre	45
N 5	@ Buffalo Bills	L	10	24	72,205	RWS	B.Favre	47
N 12	@ Minnesota Vikings	W	23	17	63,924	MD	B.Favre	dome
N 19	New England Patriots	L	0	35	70,753	LF	B.Favre	41
N 27	@ Seattle Seahawks	L	24	34	68,256	OF	B.Favre	34
D 3	New York Jets	L	10	38	70,527	LF	B.Favre	19
D 10	@ San Francisco 49ers	W	30	19	68,539	MP	B.Favre	62
D 17	Detroit Lions	W	17	9	70,472	LF	B.Favre	41
D 21	Minnesota Vikings	W	9	7	70,864	LF	B.Favre	36
D 31	@ Chicago Bears	W	26	7	62,287	SF	B.Favre	50
		301		366		1,104,825		
Home: 3-5 (565,749)		Away: 5-3 (539,076)						

	GB	Opp	Rushing	No	Yds	Avg	Long	TD
<b>Total First Downs</b>	301	291	Green	266	1059	4.0	701	5
Rushing	93	95	Morency	91	421	4.6	39	2
Passing	185	169	Herron	37	150	4.1	19	1
Penalty	23	27	Favre	23	29	1.3	14	1
<b>Third Downs</b>	94/240	70/215	Driver	7	16	2.3	16	0
Efficiency	39.2	32.6	Rodgers	2	11	5.5	6	0
<b>Fourth Downs</b>	7/17	13/21	*I.Martin	2	-5	-2.5	-2	0
Efficiency	41.2	61.9	Gado	2	-7	-3.5	-3	0
<b>Possession Avg.</b>	30:45	29:15	Ryan	1	-11	-11.0	-11	0
<b>Total Net Yards</b>	5458	5134	<b>Packers</b>	<b>431</b>	<b>1663</b>	<b>3.9</b>	<b>701</b>	<b>9</b>
Avg. Per Game	341.1	320.9	<b>Opponents</b>	<b>441</b>	<b>1825</b>	<b>4.1</b>	<b>72</b>	<b>12</b>
Total Plays	1085	1002						
Avg. Per Play	5.0	5.1						
<b>Net Yards Rushing</b>	1663	1825						
Avg. Per Game	103.9	114.1						
Total Rushes	431	441						
<b>Net Yards Passing</b>	3795	3309						
Avg. Per Game	237.2	206.8						
Sacked/Yards Lost	24/152	46/337						
Gross Yards	3947	3646						
Att./Completions	630/350	515/286						
Completion Pct.	55.6	55.5						
Had Intercepted	18	23						
<b>Punts/Average</b>	84/44.5	83/44.6						
Net Punting Avg.	84/35.7	83/37.9						
<b>Penalties/Yards</b>	90/689	97/710						
<b>Fumbles/Ball Lost</b>	25/15	29/10						
<b>Touchdowns</b>	32	41						
Rushing	9	12						
Passing	18	25						
Returns	5	4						
<b>By Quarter</b>	<b>Q1</b>	<b>Q2</b>	<b>Q3</b>	<b>Q4</b>	<b>OT</b>	<b>Pts</b>		
Packers	87	79	62	73	0	301		
Opponents	64	115	84	103	0	366		

NFC North	W	L	T	Pct	Pts	OP
Chicago	13	3	0	.812	427	255
<b>Green Bay</b>	<b>8</b>	<b>8</b>	<b>0</b>	<b>.500</b>	<b>301</b>	<b>366</b>
Minnesota	6	10	0	.375	282	327
Detroit	3	13	0	.188	305	398

Receiving	No	Yds	Avg	Long	TD
Driver	92	1295	14.1	821	8
Green	46	373	8.1	20	1
*Jennings	45	632	14.0	751	3
Herron	29	211	7.3	16	2
Franks	25	232	9.3	19	0
R.Martin	21	358	17.0	361	1
D.Martin	21	198	9.4	23	2
Morency	16	112	7.0	29	0
Henderson	12	62	5.2	13	0
Lee	10	150	15.0	32	0
Holiday	9	126	14.0	35	0
Miree	9	57	6.3	20	0
Robinson	7	89	12.7	24	0
Ferguson	5	31	6.2	10	1
*Francis	2	16	8.0	12	0
Gado	1	5	5.0	5	0
<b>Packers</b>	<b>350</b>	<b>3947</b>	<b>11.3</b>	<b>821</b>	<b>18</b>
<b>Opponents</b>	<b>286</b>	<b>3646</b>	<b>12.7</b>	<b>751</b>	<b>25</b>

**Sacks:** Kampman 15.5, Williams 7, Jenkins 6.5, Gbaja-Biamila 6, \*Hawk 3.5, Barnett 2, Montgomery 1.5, Carroll 1, Cole 1, Poppinga 1, Woodson 1, Packers 46.0, Opponents 24.0

\* — rookie

Passing	Att	Cmp	Yds	Cmp%	Yds/Att	TD	TD%	Int	Int%	LG	Sck/Yds	Rtg
Favre	613	343	3885	56.0	6.34	18	2.9	18	2.9	821	21/134	72.7
Rodgers	15	6	46	40.0	3.07	0	0.0	0	0.0	16	3/18	48.2
Holiday	1	0	0	0.0	0.00	0	0.0	0	0.0	0	0/0	39.6
Ryan	1	1	16	100.0	16.00	0	0.0	0	0.0	16	0/0	118.8
<b>Packers</b>	<b>630</b>	<b>350</b>	<b>3947</b>	<b>55.6</b>	<b>6.27</b>	<b>18</b>	<b>2.9</b>	<b>18</b>	<b>2.9</b>	<b>821</b>	<b>24/152</b>	<b>72.1</b>
<b>Opponents</b>	<b>515</b>	<b>286</b>	<b>3646</b>	<b>55.5</b>	<b>7.08</b>	<b>25</b>	<b>4.9</b>	<b>23</b>	<b>4.5</b>	<b>751</b>	<b>46/337</b>	<b>75.4</b>

Scoring	TD Ru	Pa	Rt	PAT	FG	S	PTS	
Rayner	0	0	0	31/32	26/35	0	109	
Driver	8	0	0	0	0	0	48	
Green	6	5	1	0	0	0	36	
Herron	3	1	2	0	0	0	18	
*Jennings	3	0	3	0	0	0	18	
D.Martin	2	0	2	0	0	0	12	
Morency	2	2	0	0	0	0	12	
Collins	1	0	1	0	0	0	6	
Dendy	1	0	1	0	0	0	6	
Favre	1	1	0	0	0	0	6	
Ferguson	1	0	1	0	0	0	6	
*Hodge	1	0	1	0	0	0	6	
Manual	1	0	1	0	0	0	6	
R.Martin	1	0	1	0	0	0	6	
Woodson	1	0	1	0	0	0	6	
<b>Packers</b>	<b>32</b>	<b>9</b>	<b>18</b>	<b>5</b>	<b>31/32</b>	<b>26/35</b>	<b>0</b>	<b>301</b>
<b>Opponents</b>	<b>41</b>	<b>12</b>	<b>25</b>	<b>4</b>	<b>38/38</b>	<b>26/27</b>	<b>0</b>	<b>366</b>

**2-Point Conversions:** Packers 0-0, Opponents 2-3

Field Goals	1-19	20-29	30-39	40-49	50+
Rayner	0/0	11/12	6/9	8/11	1/3
<b>Packers</b>	<b>0/0</b>	<b>11/12</b>	<b>6/9</b>	<b>8/11</b>	<b>1/3</b>
<b>Opponents</b>	<b>0/0</b>	<b>8/8</b>	<b>7/7</b>	<b>11/11</b>	<b>0/1</b>
<b>Rayner:</b> (53N)(24G,36G)(24G)(23G,54G,46G,54N)(27G,45N,32G)(42G,34G)(42G)(49G)(20G,24G,29G)(44N)(28B,34G)(40N,34G)(23G,44G,21G)(24G)(38G,38B,34N,44G,44G)(32N,25G,46G)					
<b>Opponents:</b> (40G,39G,28G,30G)(45G,47G)(40G)(40G)(31G,26G,20G)(32G,40G,45G,52N)(28G)(34G)(45G,41G,37G,28G)(24G)(24G,36G)(42G,42G,23G)(0)					

Interceptions	No	Yds	Avg	Long	TD
Woodson	8	61	7.6	23t	2
Collins	3	68	22.7	55t	1
Harris	3	39	13.0	34	0
Dendy	3	37	12.3	30t	1
*Hawk	2	31	15.5	25	0
Barnett	2	3	1.5	3	0
Manual	1	29	29.0	29	0
Poppinga	1	21	21.0	21	0
<b>Packers</b>	<b>23</b>	<b>289</b>	<b>12.6</b>	<b>55t</b>	<b>4</b>
<b>Opponents</b>	<b>18</b>	<b>201</b>	<b>11.2</b>	<b>76</b>	<b>2</b>

Punting	No	Yds	Avg	TB	In	Lg	B
Ryan	84	3739	44.5	12	17	66	0
<b>Packers</b>	<b>84</b>	<b>3739</b>	<b>44.5</b>	<b>12</b>	<b>17</b>	<b>66</b>	<b>0</b>
<b>Opponents</b>	<b>83</b>	<b>3704</b>	<b>44.6</b>	<b>7</b>	<b>22</b>	<b>65</b>	<b>0</b>

Punt Returns	Ret	FC	Yds	Avg	Long	TD
Woodson	41	2	363	8.9	40	0
*Bodford	6	1	25	4.2	16	0
*Jennings	5	0	29	5.8	10	0
R.Martin	1	0	-2	-2.0	-2	0
<b>Packers</b>	<b>53</b>	<b>3</b>	<b>415</b>	<b>7.8</b>	<b>40</b>	<b>0</b>
<b>Opponents</b>	<b>45</b>	<b>4</b>	<b>503</b>	<b>9.1</b>	<b>84t</b>	<b>1</b>

Kickoff Returns	No	Yds	Avg	Long	TD
Morency	31	670	21.6	35	0
Robinson	12	253	21.1	31	0
Herron	8	143	17.9	23	0
*Bodford	5	81	16.2	22	0
Ferguson	5	110	22.0	26	0
Henderson	4	41	10.3	16	0
Gado	3	57	19.0	23	0
Montgomery	1	14	14.0	14	0
Woodson	1	10	10.0	10	0
<b>Packers</b>	<b>70</b>	<b>1379</b>	<b>19.7</b>	<b>35</b>	<b>0</b>
<b>Opponents</b>	<b>60</b>	<b>1348</b>	<b>22.5</b>	<b>61</b>	<b>0</b>

Primary Starters			
WR	*G.Jennings	LE	A.Kampman
LT	C.Clifton	LT	C.Williams
LG	*D.Colledge	RT	R.Pickett
C	S.Wells	RE	K.Gbaja-Biamila
RG	*J.Spitz	SLB	B.Poppinga
	*T.Moll	MLB	N.Barnett
RT	M.Tauscher	WLB	*A.Hawk
	*T.Moll	LCB	C.Woodson
TE	B.Franks	RCB	A.Harris
WR	D.Driver	SS	M.Manuel
QB	B.Favre	FS	N.Collins
RB	A.Green		
FB	W.Henderson		

Community  
Admin & Coaches  
Veterans  
Draft & Free Agents  
2017 Review  
2006  
Lambeau Field  
Misc.

# 2007 13-3-0, .813, FIRST, NFC NORTH

Head Coach:	Mike McCarthy	GB	Opp	Attend	Site	Starting QB	Temp
S 9 Philadelphia Eagles	.....W	16	13	70,598	LF	B.Favre	62
S 16 @ New York Giants	.....W	35	13	78,701	GS	B.Favre	64
S 23 San Diego Chargers	.....W	31	24	70,733	LF	B.Favre	73
S 30 @ Minnesota Vikings	.....W	23	16	63,779	MD	B.Favre	dome
O 7 Chicago Bears	.....L	20	27	70,904	LF	B.Favre	79
O 14 Washington Redskins	.....W	17	14	70,761	LF	B.Favre	46
O 29 @ Denver Broncos	.....+W	19	13	77,160	IF	B.Favre	67
N 4 @ Kansas City Chiefs	.....W	33	22	78,988	ArS	B.Favre	61
N 11 Minnesota Vikings	.....W	34	0	70,945	LF	B.Favre	49
N 18 Carolina Panthers	.....W	31	17	70,805	LF	B.Favre	42
N 22 @ Detroit Lions	.....W	37	26	63,257	FdF	B.Favre	dome
N 29 @ Dallas Cowboys	.....L	27	37	64,167	TxS	B.Favre	56
D 9 Oakland Raiders	.....W	38	7	70,828	LF	B.Favre	18
D 16 @ St. Louis Rams	.....W	33	14	66,008	EJD	B.Favre	dome
D 23 @ Chicago Bears	.....L	7	35	62,272	SF	B.Favre	16
D 30 Detroit Lions	.....W	34	13	70,869	LF	B.Favre	20
		435	291	1,212,075			
<b>Home:</b> 7-1 (566,743)		<b>Away:</b> 6-2 (554,332)		+ — overtime			

NFC Divisional Playoff							
J 12 Seattle Seahawks	.....W	42	20	72,168	LF	B.Favre	31
NFC Championship							
J 20 New York Giants	.....+L	20	23	72,740	LF	B.Favre	-1

Scoring	TDRu	Pa	Rt	PAT	FG	S	PTS
*Crosby	0	0	0	48/48	31/39	0	141
Jennings	12	0	12	0	0	0	72
Grant	8	8	0	0	0	0	48
Lee	6	0	6	0	0	0	36
Martin	4	0	4	0	0	0	24
*Wynn	4	4	0	0	0	0	24
Franks	3	0	3	0	0	0	18
Blackmon	2	0	2	0	0	0	12
Driver	2	0	2	0	0	0	12
*Jones	2	0	2	0	0	0	12
Woodson	2	0	2	0	0	0	12
*Jackson	1	1	0	0	0	0	6
Robinson	1	0	1	0	0	0	6
White	1	0	1	0	0	0	6
T.Williams	1	0	1	0	0	0	6
<b>Packers</b>	<b>49</b>	<b>13</b>	<b>30</b>	<b>6</b>	<b>48/48</b>	<b>31/39</b>	<b>0</b>
<b>Opponents</b>	<b>31</b>	<b>6</b>	<b>23</b>	<b>2</b>	<b>29/29</b>	<b>24/27</b>	<b>0</b>
<b>2-Point Conversions:</b> Packers 0-0, Opponents 2-2							

Field Goals	1-19	20-29	30-39	40-49	50+
*Crosby	.....1/1	8/8	10/11	9/14	3/5
<b>Packers</b>	<b>.....1/1</b>	<b>8/8</b>	<b>10/11</b>	<b>9/14</b>	<b>3/5</b>
<b>Opponents</b>	<b>.....0/0</b>	<b>4/4</b>	<b>8/9</b>	<b>10/12</b>	<b>2/2</b>
<b>*Crosby:</b> (53G,37G,42G)(42N)(28G) (28G,44G,33G)(37G,37G)(46N,37G,38N) (19G,26G)(48G,36G,52N,32G,45G) (39G,24G)(49B,49N,47G)(20G,20G,26G) (47G,52G)(43N,44G,52N)(44G,50G,25G,46G) ()(33G,35G)					
<b>Opponents:</b> (33G,47G)(34N,48G,32G) (44G)(44G,35G,48G)(44G,36G)(45G,21G) ()(26G)(47G,41G,45G,52G)(26G,51G,25G) (44N)(48N)(31G,35G)(35G,38G)					

Interceptions	No	Yds	Avg	Long	TD
Bigby	.....5	50	10.0	22	0
Woodson	.....4	48	12.0	46t	1
Barnett	.....2	40	20.0	38	0
*Rouse	.....2	37	18.5	34	0
Harris	.....2	17	8.5	17	0
T.Williams	.....1	22	22.0	22	0
Hawk	.....1	10	10.0	10	0
C.Williams	.....1	9	9.0	9	0
Poppinga	.....1	0	0.0	0	0
<b>Packers</b>	<b>.....19</b>	<b>233</b>	<b>12.3</b>	<b>46t</b>	<b>1</b>
<b>Opponents</b>	<b>.....15</b>	<b>166</b>	<b>11.1</b>	<b>85t</b>	<b>1</b>

Punting	No	Yds	Avg	TB	In	LG	B
Ryan	.....60	2664	44.4	11	18	72	2
<b>Packers</b>	<b>.....62</b>	<b>2664</b>	<b>43.0</b>	<b>11</b>	<b>18</b>	<b>72</b>	<b>2</b>
<b>Opponents</b>	<b>.....80</b>	<b>3397</b>	<b>42.5</b>	<b>10</b>	<b>26</b>	<b>61</b>	<b>0</b>

Punt Returns	Ret	FC	Yds	Avg	Long	TD
Woodson	.....33	5	268	8.1	34	0
Blackmon	.....8	0	106	13.3	57t	1
T.Williams	.....6	0	118	19.7	94t	1
Bush	.....1	0	0	0.0	0	0
<b>Packers</b>	<b>.....48</b>	<b>5</b>	<b>492</b>	<b>10.3</b>	<b>94t</b>	<b>2</b>
<b>Opponents</b>	<b>.....19</b>	<b>14</b>	<b>113</b>	<b>5.9</b>	<b>26</b>	<b>0</b>

Kickoff Returns	No	Yds	Avg	Long	TD
T.Williams	.....30	684	22.8	65	0
Robinson	.....25	596	23.8	67	0
Bodiford	.....2	41	20.5	22	0
Blackmon	.....1	3	3.0	3	0
Driver	.....1	4	4.0	4	0
Martin	.....1	6	6.0	6	0
Montgomery	.....1	0	0.0	0	0
*Wynn	.....1	15	15.0	15	0
<b>Packers</b>	<b>.....62</b>	<b>1349</b>	<b>21.8</b>	<b>67</b>	<b>0</b>
<b>Opponents</b>	<b>.....77</b>	<b>1610</b>	<b>20.9</b>	<b>74</b>	<b>0</b>

Total First Downs	GB	Opp
Rushing	.....69	77
Passing	.....210	176
Penalty	.....28	44
<b>Third Downs</b>	<b>86/202</b>	<b>69/209</b>
Efficiency	.....42.6	33.0
<b>Fourth Downs</b>	<b>5/11</b>	<b>9/24</b>
Efficiency	.....45.5	37.5
<b>Possession Avg.</b>	<b>30:19</b>	<b>29:41</b>
<b>Total Net Yards</b>	<b>5931</b>	<b>5013</b>
Avg. Per Game	.....370.7	313.3
Total Plays	.....985	994
Avg. Per Play	.....6.0	5.0
<b>Net Yards Rushing</b>	<b>1597</b>	<b>1647</b>
Avg. Per Game	.....99.8	102.9
Total Rushes	.....388	424
<b>Net Yards Passing</b>	<b>4334</b>	<b>3366</b>
Avg. Per Game	.....270.9	210.4
Sacked/Yards Lost	.....19/127	36/218
Gross Yards	.....4461	3584
Att./Completions	.....578/383	534/295
Completion Pct.	.....66.3	55.2
Had Intercepted	.....15	19
<b>Punts/Average</b>	<b>.62/43.0</b>	<b>80/42.5</b>
Net Punting Avg.	.....62/37.6	80/33.8
<b>Penalties/Yards</b>	<b>113/1006</b>	<b>118/908</b>
<b>Fumbles/Ball Lost</b>	<b>25/9</b>	<b>17/9</b>
<b>Touchdowns</b>	<b>49</b>	<b>31</b>
Rushing	.....13	6
Passing	.....30	23
Returns	.....6	2

By Quarter	Q1	Q2	Q3	Q4	OT	Pts
Packers	86	128	112	103	6	435
Opponents	56	102	57	76	0	291

Primary Starters							
WR	G.Jennings	LE	A.Kampman				
LT	C.Clifton	LT	R.Pickett				
LG	D.Colledge	RT	C.Williams				
C	S.Wells		J.Jolly				
RG	J.Spitz	RE	C.Jenkins				
	J.Coston	SLB	B.Poppinga				
RT	M.Tauscher	MLB	N.Barnett				
TE	D.Lee	WLB	A.Hawk				
WR	D.Driver	LCB	C.Woodson				
QB	B.Favre	RCB	A.Harris				
RB	R.Grant	SS	A.Bigby				
FB	*K.Hall	FS	N.Collins				

NFC North	W	L	T	Pct	Pts	OP
<b>Green Bay</b>	<b>13</b>	<b>3</b>	<b>0</b>	<b>.813</b>	<b>435</b>	<b>291</b>
Minnesota	.....8	8	0	500	365	311
Detroit	.....7	9	0	438	346	444
Chicago	.....7	9	0	438	334	348

Receiving	No	Yds	Avg	Long	TD
Driver	.....82	1048	12.8	47	2
Jennings	.....53	920	17.4	82t	12
Lee	.....48	575	12.0	60	6
*Jones	.....47	676	14.4	79t	2
Morency	.....30	199	6.6	18	0
Grant	.....30	145	4.8	21	0
Robinson	.....21	241	11.5	43	1
Franks	.....18	132	7.3	24	3
Martin	.....16	242	15.1	36	4
*Jackson	.....16	130	8.1	16	0
*Wynn	.....9	73	8.1	18	0
*Hall	.....8	49	6.1	10	0
Krause	.....2	11	5.5	6	0
Kuhn	.....2	7	3.5	5	0
Bodiford	.....1	13	13.0	13	0
<b>Packers</b>	<b>.....383</b>	<b>4461</b>	<b>11.6</b>	<b>82t</b>	<b>30</b>
<b>Opponents</b>	<b>.....295</b>	<b>3584</b>	<b>12.1</b>	<b>50</b>	<b>23</b>

**Sacks:** Kampman 12.0, Gbaja-Biamila 9.5, C.Williams 7.0, Barnett 3.5, Hawk 1.0, Jenkins 1.0, Jolly 1.0, Pickett 1.0, Packers 36.0, Opponents 19.0

Passing	Att	Cmp	Yds	Cmp%	Yds/Att	TD	Int	Int%	LG	Sck/Yds	Rtg	
Favre	.....535	356	4155	66.5	7.77	28	5.2	15	2.8	82t	15/93	95.7
Rodgers	.....28	20	218	71.4	7.79	1	3.6	0	0.0	43	3/24	106.0
Nall	.....15	7	88	46.7	5.87	1	6.7	0	0.0	32t	1/10	87.6
<b>Packers</b>	<b>.....578</b>	<b>383</b>	<b>4461</b>	<b>66.3</b>	<b>7.72</b>	<b>30</b>	<b>5.2</b>	<b>15</b>	<b>2.6</b>	<b>82t</b>	<b>19/127</b>	<b>95.9</b>
<b>Opponents</b>	<b>.....534</b>	<b>295</b>	<b>3584</b>	<b>55.2</b>	<b>6.71</b>	<b>23</b>	<b>4.3</b>	<b>19</b>	<b>3.6</b>	<b>50</b>	<b>36/218</b>	<b>75.6</b>

\* — rookie

Admin. & Coaches  
 Community  
 Veterans  
 Draft & Free Agents  
 Review  
 2007  
 Lambbeau Field  
 Misc.

# 6-10-0, .375, THIRD, NFC NORTH 2008

Head Coach:	Mike McCarthy	GB	Opp	Attend	Site	Starting QB	Temp
S 8	Minnesota Vikings	W	24	19	71,004	LF	A.Rodgers 58
S 14	@ Detroit Lions	W	48	25	60,285	FdF	A.Rodgers dome
S 21	Dallas Cowboys	L	16	27	71,113	LF	A.Rodgers 64
S 28	@ Tampa Bay Buccaneers	L	21	30	64,122	RJS	A.Rodgers 81
O 5	Atlanta Falcons	L	24	27	70,610	LF	A.Rodgers 60
O 12	@ Seattle Seahawks	W	27	17	68,302	QF	A.Rodgers 56
O 19	Indianapolis Colts	W	34	14	71,010	LF	A.Rodgers 60
N 2	@ Tennessee Titans	L	19	69,143	LPF	A.Rodgers 69	
N 9	@ Minnesota Vikings	L	27	28	63,845	MD	A.Rodgers dome
N 16	Chicago Bears	W	37	3	71,040	LF	A.Rodgers 33
N 24	@ New Orleans Saints	L	29	51	70,668	LSD	A.Rodgers dome
N 30	Carolina Panthers	L	31	35	70,297	LF	A.Rodgers 37
D 7	Houston Texans	L	21	24	70,245	LF	A.Rodgers 3
D 14	@ Jacksonville Jaguars	L	16	20	65,457	JM	A.Rodgers 67
D 22	@ Chicago Bears	L	17	20	62,151	SF	A.Rodgers 2
D 28	Detroit Lions	W	31	21	70,141	LF	A.Rodgers 22
			419	380	1,089,433		
<b>Home:</b> 4-4 (565,460)		<b>Away:</b> 2-6 (523,973)		+ — overtime			

	GB	Opp	Rushing	No	Yds	Avg	Long	TD
<b>Total First Downs</b>	299	295	Grant	312	1203	3.9	57	4
Rushing	99	121	Jackson	45	248	5.5	32	1
Passing	182	141	Rodgers	56	207	3.7	21	4
Penalty	18	33	Wynn	8	110	13.8	73t	1
<b>Third Downs</b>	99/224	80/210	*Lumpkin	1	19	19.0	19	0
Efficiency	44.2	38.1	Kuhn	8	10	1.3	3	1
<b>Fourth Downs</b>	8/18	17/23	Driver	2	4	2.0	6	0
Efficiency	44.4	73.9	*Flynn	4	4	1.0	6	0
<b>Possession Avg.</b>	31:20	28:40	Frost	1	0	0.0	0	0
<b>Total Net Yards</b>	5618	5349	<b>Packers</b>	437	1805	4.1	73t	11
Avg. Per Game	351.1	334.3	<b>Opponents</b>	458	2105	4.6	60t	20
Total Plays	1012	1003						
Avg. Per Play	5.6	5.3						
<b>Net Yards Rushing</b>	1805	2105						
Avg. Per Game	112.8	131.6						
Total Rushes	437	458						
<b>Net Yards Passing</b>	3813	3244						
Avg. Per Game	238.3	202.8						
Sacked/Yards Lost	34/321	27/140						
Gross Yards	4044	3384						
Att./Completions	541/343	518/287						
Completion Pct.	63.4	55.4						
Had Intercepted	13	22						
<b>Punts/Average</b>	65/41.4	76/44.3						
Net Punting Avg.	65/35.7	76/37.4						
<b>Penalties/Yards</b>	110/984	89/721						
<b>Fumbles/Ball Lost</b>	25/8	20/6						
<b>Touchdowns</b>	48	43						
Rushing	11	20						
Passing	28	22						
Returns	9	1						

By Quarter	Q1	Q2	Q3	Q4	OT	Pts
Packers	61	133	75	150	0	419
Opponents	65	103	71	135	6	380

NFC North	W	L	T	Pct	Pts	OP
Minnesota	10	6	0	.625	379	333
Chicago	9	7	0	.563	375	350
<b>Green Bay</b>	<b>6</b>	<b>10</b>	<b>0</b>	<b>.375</b>	<b>419</b>	<b>380</b>
Detroit	0	16	0	.000	268	517

Receiving	No	Yds	Avg	Long	TD
Jennings	80	1292	16.2	63	9
Driver	74	1012	13.7	71t	5
D.Lee	39	303	7.8	26	5
*Nelson	33	366	11.1	29t	2
Jackson	30	185	6.2	18	0
Jones	20	274	13.7	46	1
Grant	18	116	6.4	17t	1
Martin	15	149	9.9	17	1
Humphrey	11	162	14.7	37	0
Hall	7	38	5.4	11	1
*Finley	6	74	12.3	35	1
Kuhn	4	21	5.3	13	2
Wynn	3	30	10.0	16	0
*Lumpkin	3	22	7.3	12	0
<b>Packers</b>	<b>343</b>	<b>4044</b>	<b>11.8</b>	<b>71t</b>	<b>28</b>
<b>Opponents</b>	<b>287</b>	<b>3384</b>	<b>11.8</b>	<b>70t</b>	<b>22</b>

**Sacks:** Kampman 9.5, Hawk 3.0, Woodson 3.0, Jenkins 2.5, Montgomery 2.5, Hunter 2.0, Pickett 1.5, Bishop 1.0, Chillar 1.0, Cole 0.5, Gbaja-Biamila 0.5, Packers 27.0, Opponents 34.0

\* — rookie

## Primary Starters

WR	G.Jennings	LE	A.Kampman
LT	C.Clifton	LT	R.Pickett
LG	D.Colledge	RT	J.Jolly
C	S.Wells	RE	M.Montgomery
RG	J.Spitz	SLB	B.Poppinga
RT	M.Tauscher	MLB	N.Barnett
TE	D.Lee	WLB	A.Hawk
WR	D.Driver	LCB	C.Woodson
QB	A.Rodgers	RCB	A.Harris
FB	R.Grant	SS	A.Bigby
RB	K.Hall	FS	A.Rouse
			N.Collins

Passing	Att	Cmp	Yds	Cmp%	Yds/Att	TD	TD%	Int	Int%	LG	Sck/Yds	Rtng
Rodgers	536	341	4038	63.6	7.53	28	5.2	13	2.4	71t	34/231	93.8
*Flynn	5	2	6	40.0	1.20	0	0.0	0	0.0	3	0/0	47.9
<b>Packers</b>	<b>541</b>	<b>343</b>	<b>4044</b>	<b>63.4</b>	<b>7.48</b>	<b>28</b>	<b>5.2</b>	<b>13</b>	<b>2.4</b>	<b>71t</b>	<b>34/231</b>	<b>93.8</b>
<b>Opponents</b>	<b>518</b>	<b>287</b>	<b>3384</b>	<b>55.4</b>	<b>6.53</b>	<b>22</b>	<b>4.2</b>	<b>22</b>	<b>4.2</b>	<b>70t</b>	<b>27/140</b>	<b>71.9</b>

Scoring	TD Ru	Pa	Rt	PAT	FG	S	PTS	
Crosby	0	0	0	46/46	27/34	0	127	
Jennings	9	9	0	0	0	0	56	
Driver	5	0	5	0	0	0	30	
Grant	5	4	1	0	0	0	30	
D.Lee	5	0	5	0	0	0	30	
Rodgers	4	4	0	0	0	0	24	
Collins	3	0	3	0	0	0	18	
Kuhn	3	1	2	0	0	0	18	
Blackmon	2	0	2	0	0	0	12	
*Nelson	2	0	2	0	0	0	12	
Woodson	2	0	2	0	0	0	12	
Martin	1	0	1	0	0	0	8	
*Finley	1	0	1	0	0	0	6	
Hall	1	0	1	0	0	0	6	
Hunter	1	0	0	1	0	0	6	
Jackson	1	1	0	0	0	0	6	
Jones	1	0	0	0	0	0	6	
Rouse	1	0	0	0	0	0	6	
Wynn	1	0	0	0	0	0	6	
<b>Packers</b>	<b>48</b>	<b>11</b>	<b>28</b>	<b>9</b>	<b>46/46</b>	<b>27/34</b>	<b>0</b>	<b>419</b>
<b>Opponents</b>	<b>43</b>	<b>20</b>	<b>22</b>	<b>1</b>	<b>39/39</b>	<b>25/30</b>	<b>3</b>	<b>380</b>

**2-Point Conversions:** Martin, Jennings, Packers 2-2, Opponents 1-4

Field Goals	1-19	20-29	30-39	40-49	50+
Crosby	1/1	8/8	10/13	5/6	3/6
<b>Packers</b>	<b>1/1</b>	<b>8/8</b>	<b>10/13</b>	<b>5/6</b>	<b>3/6</b>
<b>Opponents</b>	<b>0/0</b>	<b>6/6</b>	<b>10/10</b>	<b>6/10</b>	<b>3/4</b>

**Crosby:** (42G,33B)(25G,39G)(36G,38G,33G) (53N,50G)(29G,51G)(31G,36N,29G) (23G,25G,38G)(47G,40G,52N)(53G,33G,45G) (32G,44G,19G)(22G,23G,38G) (46N,28G,38B)(69N,36G)

**Opponents:** (37G,27G)(38G,49G,53G) (25G,39G)(23G,36G,24G)(42G,41G)(50G) (45B)(31G,25G,22G,47N,41G)(54G,47N) (35G)(30G)(30G,41N,41G,40G)(51N) (31G,38G)( )

Interceptions	No	Yds	Avg	Long	TD
Collins	7	295	42.1	62t	3
Woodson	7	169	24.1	62t	2
Williams	5	78	15.6	39	0
Rouse	2	136	68.0	99t	1
Bigby	1	7	7.0	7	0
<b>Packers</b>	<b>22</b>	<b>685</b>	<b>31.1</b>	<b>99t</b>	<b>6</b>
<b>Opponents</b>	<b>13</b>	<b>70</b>	<b>5.4</b>	<b>42</b>	<b>0</b>

Punting	No	Yds	Avg	TB	In	Ln	B
Frost	48	2021	42.1	5	8	65	0
Kapinos	17	667	39.2	1	7	55	0
<b>Packers</b>	<b>65</b>	<b>2688</b>	<b>41.4</b>	<b>6</b>	<b>15</b>	<b>65</b>	<b>0</b>
<b>Opponents</b>	<b>76</b>	<b>3364</b>	<b>44.3</b>	<b>6</b>	<b>25</b>	<b>65</b>	<b>0</b>

Punt Returns	Ret	FC	Yds	Avg	Long	TD
Blackmon	36	11	398	11.1	76t	2
Bush	1	0	0	0.0	0	0
<b>Packers</b>	<b>37</b>	<b>11</b>	<b>398</b>	<b>10.8</b>	<b>76t</b>	<b>2</b>
<b>Opponents</b>	<b>33</b>	<b>9</b>	<b>249</b>	<b>7.5</b>	<b>24</b>	<b>0</b>

Kickoff Returns	No	Yds	Avg	Long	TD
Blackmon	55	1157	21.0	45	0
*Nelson	11	208	18.9	45	0
Barbre	1	17	17.0	17	0
Hunter	1	7	7.0	7	0
Woodson	1	-2	-2.0	-2	0
<b>Packers</b>	<b>69</b>	<b>1387</b>	<b>20.1</b>	<b>45</b>	<b>0</b>
<b>Opponents</b>	<b>72</b>	<b>1687</b>	<b>23.4</b>	<b>70</b>	<b>0</b>

Community

Admin & Coaches

Veterans

Free Agents

Draft & Review

2017

2008

Lambeau Field

Misc.



Head Coach:	Mike McCarthy	GB	Opp	Attend	Site	Starting QB	Temp	
S 13	Chicago Bears	W	21	15	70,920	LF	A.Rodgers	76
S 20	Cincinnati Bengals	L	24	31	70,678	LF	A.Rodgers	68
S 27	@ St. Louis Rams	W	36	17	60,234	EJD	A.Rodgers	dome
O 5	@ Minnesota Vikings	L	23	30	63,846	MD	A.Rodgers	dome
O 18	Detroit Lions	W	26	0	70,801	LF	A.Rodgers	46
O 25	@ Cleveland Browns	W	31	3	69,797	CBS	A.Rodgers	50
N 1	Minnesota Vikings	L	26	38	71,213	LF	A.Rodgers	48
N 8	@ Tampa Bay Buccaneers	L	28	38	62,994	RJS	A.Rodgers	82
N 15	Dallas Cowboys	W	17	7	70,894	LF	A.Rodgers	47
N 22	San Francisco 49ers	W	30	24	70,445	LF	A.Rodgers	53
N 26	@ Detroit Lions	W	34	12	57,383	FdF	A.Rodgers	dome
D 7	Baltimore Ravens	W	27	14	70,286	LF	A.Rodgers	21
D 13	@ Chicago Bears	W	21	14	62,214	SF	A.Rodgers	38
D 20	@ Pittsburgh Steelers	L	36	37	57,452	HF	A.Rodgers	30
D 27	Seattle Seahawks	W	48	10	70,429	LF	A.Rodgers	18
J 3	@ Arizona Cardinals	W	33	7	67,597	UPS	A.Rodgers	dome

461 297 1,067,183  
**Home:** 6-2 (565,666)    **Away:** 5-3 (501,517)    + — overtime  
**NFC Wild Card Playoff**  
 J 10 @ Arizona Cardinals .....+L 45 51 61,926 UPS A.Rodgers dome

Scoring	TD	Ru	Pa	Ret	PAT	FG	S	PTS
Crosby	0	0	0	48/49	27/36	0	129	0
Grant	11	11	0	0	0	0	66	0
Driver	6	0	6	0	0	0	36	0
Finley	5	0	5	0	0	0	30	0
J.Jones	5	0	5	0	0	0	30	0
Rodgers	5	5	0	0	0	0	30	0
Jennings	4	0	4	0	0	0	28	0
Havner	4	0	4	0	0	0	24	0
Jackson	3	2	1	0	0	0	20	0
Kuhn	3	1	2	0	0	0	18	0
Woodson	3	0	3	0	0	0	18	0
Nelson	2	0	2	0	0	0	12	0
Green	1	1	0	0	0	0	6	0
D.Lee	1	0	1	0	0	0	6	0
*Matthews	1	0	0	1	0	0	6	0

**Packers 54 20 30 4 48/49 27/36 1 267**  
**Opponents 36 5 29 2 34/34 13/17 3 491**

**2-Point Conversions:** Jennings 2, Jackson, Packers 3-5, Opponents 1-2

**Field Goals 1-19 20-29 30-39 40-49 50+**

Crosby	.....	1/1	13/13	7/9	4/7	2/6
Packers	.....	1/1	13/13	7/9	4/7	2/6
Opponents	.....	0/0	4/4	3/4	5/7	1/2

**Crosby:** (49N,52G,39G)(55N,45G)  
 (48G,38G,25G)(31G)(46G,28G,31G,26G)  
 (55N,18G)(37G,26G,51N)(52N,48G)  
 (23G,27G,27G)(43N,20G,25G)(28G,38N,32G)  
 (33G,26G,42N)(34N)(29G,52G)(26G)  
**Opponents:** (47G,21G)(40G)(48B,53G)( )  
 ((22G)(41G)(45N,38G)(38N)(46G)(54N,22G)  
 ( ))(37G,34G,43G)(28G( ))

Interceptions	No	Yds	Avg	Long	TD	
Woodson	.....	9	179	19.9	45t	3
Collins	.....	6	110	18.3	31	0
Williams	.....	4	94	23.5	67	0
Bigby	.....	4	14	3.5	14	0
Hawk	.....	2	42	21.0	29	0
Harris	.....	2	29	14.5	29	0
Jenkins	.....	1	4	4.0	4	0
Bush	.....	1	3	3.0	3	0
Jolly	.....	1	2	2.0	2	0
Packers	.....	30	477	15.9	67	3
Opponents	.....	8	171	21.4	80	1

Punting	No	Yds	Avg	TB	In	Lg	B	
Kapinos	.....	66	2891	43.8	10	15	58	1
Packers	.....	67	2891	43.1	10	15	58	1
Opponents	.....	74	3329	45.0	6	31	64	0

Punt Returns	Ret	FC	Yds	Avg	Long	TD	
Nelson	.....	17	6	90	5.3	14	0
Williams	.....	13	5	135	10.4	45	0
Blackmon	.....	3	1	11	3.7	6	0
Woodson	.....	1	0	0	0.0	0	0
Packers	.....	34	12	236	6.9	45	0
Opponents	.....	40	7	403	10.1	60	0

Kickoff Returns	No	Yds	Avg	Long	TD	
Nelson	.....	25	635	25.4	54	0
Blackmon	.....	10	233	23.3	28	0
Green	.....	9	196	21.8	37	0
Havner	.....	2	26	13.0	16	0
Jackson	.....	2	36	18.0	23	0
Williams	.....	2	26	13.0	24	0
Woodson	.....	2	30	15.0	18	0
Bishop	.....	1	6	6.0	6	0
*Dietrich-Smith	.....	1	5	5.0	5	0
Packers	.....	54	1193	22.1	54	0
Opponents	.....	80	1824	22.8	83	0

	GB	Opp
<b>Total First Downs</b>	335	272
Rushing	102	68
Passing	201	168
Penalty	32	36
<b>Third Downs</b>	103/219	76/211
Efficiency	47.0	36.0
<b>Fourth Downs</b>	3/9	10/25
Efficiency	33.3	40.0
<b>Possession Avg.</b>	33:03	26:57
<b>Total Net Yards</b>	6065	4551
Avg. Per Game	379.1	284.4
Total Plays	1042	948
Avg. Per Play	5.8	4.8
<b>Net Yards Rushing</b>	1885	1333
Avg. Per Game	117.8	83.3
Total Rushes	438	371
<b>Net Yards Passing</b>	4180	3218
Avg. Per Game	261.3	201.1
Sacked/Yards Lost	51/312	37/232
Gross Yards	4492	3450
Att./Completions	553/357	540/294
Completion Pct.	64.6	54.4
Had Intercepted	8	30
<b>Punts/Average</b>	67/43.1	74/45.0
Net Punting Avg.	67/34.1	74/40.2
<b>Penalties/Yards</b>	118/1057	107/914
<b>Fumbles/Ball Lost</b>	20/8	24/10
<b>Touchdowns</b>	54	36
Rushing	20	5
Passing	30	29
Returns	4	2

By Quarter	Q1	Q2	Q3	Q4	OT	Pts
Packers	115	154	58	134	0	461
Opponents	52	84	65	96	0	297

**Primary Starters**

WR	D.Driver	LDE	J.Jolly
LT	C.Clifton	NT	R.Pickett
LG	D.Colleged	RDE	C.Jenkins
C	S.Wells	LOLB	A.Kampman
RG	J.Sitton	*B.Jones	
RT	M.Tauscher	BLB	A.Hawk
	A.Barbre	MLB	N.Barnett
TE	D.Lee	ROLB	*C.Matthews
	J.Finley	LCB	C.Woodson
WR	G.Jennings	RCB	A.Harris
QB	A.Rodgers		T.Williams
RB	R.Grant	SS	A.Bigby
FB	J.Kuhn	FS	N.Collins

	GB	Opp				
<b>Rushing</b>	No	Yds	Avg	Long	TD	
Grant	.....	282	1253	4.4	62t	11
Rodgers	.....	58	316	5.4	35	5
Green	.....	41	160	3.9	26	1
Jackson	.....	37	111	3.0	9	2
Wynn	.....	6	19	3.2	6	0
Kuhn	.....	8	18	2.3	5	1
Driver	.....	1	13	13.0	13	0
Flynn	.....	5	-5	-1.0	-1	0
Packers	.....	438	1885	4.3	62t	20
Opponents	.....	371	1333	3.6	42	5

NFC North	W	L	T	Pct	Pts	OP
Minnesota	12	4	0	.750	470	312
<b>Green Bay</b>	<b>11</b>	<b>5</b>	<b>0</b>	<b>.688</b>	<b>461</b>	<b>297</b>
Chicago	7	9	0	.438	327	375
Detroit	2	14	0	.125	262	494

Receiving	No	Yds	Avg	Long	TD	
Driver	.....	70	1061	15.2	71t	6
Jennings	.....	68	1113	16.4	83t	4
Finley	.....	55	676	12.3	62t	5
D.Lee	.....	37	260	7.0	19	1
J.Jones	.....	32	440	13.8	74t	5
Grant	.....	25	197	7.9	27	0
Nelson	.....	22	320	14.5	51	2
Jackson	.....	21	187	8.9	17	1
Havner	.....	7	112	16.0	45t	4
Kuhn	.....	7	47	6.7	14	2
Hall	.....	5	41	8.2	13	0
Green	.....	3	18	6.0	12	0
D.Wynn	.....	2	19	9.5	11	0
*Johnson	.....	2	4	2.0	4	0
Tauscher	.....	1	-3	-3.0	-3	0
Packers	.....	357	4492	12.6	83t	30
Opponents	.....	294	3450	11.7	68	29

**Sacks:** \*Matthews 10, Jenkins 4.5, Barnett 4, \*B.Jones 4, Kampman 3.5, Chillar 2, Woodson 2, Collins 1, Harris 1, Hawk 1, Jolly 1, Poppinga 1, \*Raji 1, Williams 1, Packers 37.0, Opponents 51.0

\* — rookie

Passing	Att	Cmp	Yds	Cmp%	Yds/Att	TD	Int	Int%	LG	Sck/Yds	Rtng	
Rodgers	541	350	4434	64.7	8.20	30	5.5	7	1.3	83t	50/306	103.2
Flynn	12	7	58	58.3	4.83	0	0.0	1	8.3	17	1/6	36.1
Packers	553	357	4492	64.6	8.12	30	5.4	8	1.4	83t	51/312	101.8
Opponents	540	294	3450	54.4	6.39	29	5.4	30	5.6	68	37/232	68.8

Admin. & Coaches  
 Veterans  
 Draft & Free Agents  
 Review  
 2009  
 Lambeau Field  
 Misc.

# 10-6-0, .625, SECOND, NFC NORTH 2010

Head Coach:	Mike McCarthy	GB	Opp	Attend	Site	Starting QB	Temp	
S 12	@ Philadelphia Eagles	W	27	20	69,144	LFF	A.Rodgers	69
S 19	Buffalo Bills	W	34	7	70,741	LF	A.Rodgers	58
S 27	@ Chicago Bears	L	17	20	62,179	SF	A.Rodgers	56
O 3	Detroit Lions	W	28	26	70,729	LF	A.Rodgers	52
O 10	@ Washington Redskins	+L	13	16	87,760	FxF	A.Rodgers	72
O 17	Miami Dolphins	+L	20	23	70,815	LF	A.Rodgers	57
O 24	Minnesota Vikings	W	28	24	71,107	LF	A.Rodgers	58
O 31	@ New York Jets	W	9	0	78,484	NMS	A.Rodgers	57
N 7	Dallas Cowboys	W	45	7	70,913	LF	A.Rodgers	43
N 21	@ Minnesota Vikings	W	31	3	64,120	MD	A.Rodgers	dome
N 28	@ Atlanta Falcons	L	17	20	68,204	GD	A.Rodgers	dome
D 5	San Francisco 49ers	W	34	16	70,575	LF	A.Rodgers	26
D 12	@ Detroit Lions	L	3	7	57,659	FoF	A.Rodgers	dome
D 19	@ New England Patriots	L	27	31	68,756	GIS	M.Flynn	32
D 26	New York Giants	W	45	17	70,649	LF	A.Rodgers	25
J 2	Chicago Bears	W	10	3	70,833	LF	A.Rodgers	19

388 240 1,122,668

Home: 7-1 (566,362)    Away: 3-5 (556,306)    + — overtime

### NFC Wild Card Playoff

J 9	@ Philadelphia Eagles	W	21	16	69,144	LFF	A.Rodgers	30
-----	-----------------------	---	----	----	--------	-----	-----------	----

### NFC Divisional Playoff

J 15	@ Atlanta Falcons	W	48	21	69,210	GD	A.Rodgers	dome
------	-------------------	---	----	----	--------	----	-----------	------

### NFC Championship

J 23	@ Chicago Bears	W	21	14	62,377	SF	A.Rodgers	20
------	-----------------	---	----	----	--------	----	-----------	----

### Super Bowl XLV

F 6	Pittsburgh Steelers (@ No. Tex.)	W	31	25	91,060	CS	A.Rodgers	dome
-----	----------------------------------	---	----	----	--------	----	-----------	------

	GB	Opp	Rushing	No	Yds	Avg	Long	TD	
<b>Total First Downs</b>	312	270	Jackson	190	703	3.7	71	3	
Rushing	88	82	Rodgers	64	356	5.6	27	4	
Passing	204	163	Kuhn	84	281	3.3	18	4	
Penalty	20	25	*Starks	29	101	3.5	16	0	
<b>Third Downs</b>	85/205	77/213	*Nance	36	95	2.6	11	0	
Efficiency	41.5	36.2	Grant	8	45	5.6	18	0	
<b>Fourth Downs</b>	5/13	6/20	Flynn	9	26	2.9	12	0	
Efficiency	38.5	30.0	Jennings	1	-1	-1.0	-1	0	
<b>Possession Avg.</b>	31:36	28:24	<b>Packers</b>	<b>421</b>	<b>1606</b>	<b>3.8</b>	<b>71</b>	<b>11</b>	
<b>Total Net Yards</b>	5730	4945	<b>Opponents</b>	<b>.395</b>	<b>1838</b>	<b>4.7</b>	<b>40</b>	<b>6</b>	
Avg. Per Game	358.1	309.1	<b>NFC North</b>						
Total Plays	1000	969	<b>W</b>	<b>L</b>	<b>T</b>	<b>Pct</b>	<b>Pts</b>	<b>OP</b>	
Avg. Per Play	5.7	5.1	Chicago	11	5	0	.688	334	286
<b>Net Yards Rushing</b>	1606	1838	<b>Green Bay</b>	<b>.10</b>	<b>6</b>	<b>0</b>	<b>.625</b>	<b>388</b>	<b>240</b>
Avg. Per Game	100.4	114.9	Detroit	6	10	0	.375	362	369
Total Rushes	421	395	Minnesota	6	10	0	.375	281	348
<b>Net Yards Passing</b>	4124	3107	<b>Receiving</b>						
Avg. Per Game	257.8	194.2	<b>No</b>	<b>Yds</b>	<b>Avg</b>	<b>Long</b>	<b>TD</b>		
Sacked/Yards Lost	38/321	47/333	Jennings	76	1265	16.6	86T	12	
Gross Yards	4355	3440	Driver	51	565	11.1	61T	4	
Att./Completions	541/352	527/296	Jones	50	679	13.6	66T	5	
Completion Pct.	65.1	56.2	Nelson	45	582	12.9	80T	2	
Had Intercepted	13	24	Jackson	43	342	8.0	37	1	
<b>Punts/Average</b>	71/43.9	78/44.8	Finley	21	301	14.3	34	1	
Net Punting Avg.	71/37.6	78/39.1	*Quarless	21	238	11.3	23	1	
<b>Penalties/Yards</b>	78/617	98/758	Kuhn	15	97	6.5	12	2	
<b>Fumbles/Ball Lost</b>	20/9	22/8	D.Lee	11	73	6.6	17	3	
<b>Touchdowns</b>	46	24	Swain	6	72	12.0	31	0	
Rushing	11	6	Crabtree	4	61	15.3	33	0	
Passing	31	16	*Nance	3	30	10.0	14	0	
Returns	4	2	Johnson	3	26	8.7	11	0	

By Quarter	Q1	Q2	Q3	Q4	OT	Pts
Packers	74	120	110	84	0	388
Opponents	33	92	36	73	6	240

### Primary Starters

WR	D.Driver	LDE	R.Pickett
LT	C.Clifton	NT	B.Raji
LG	D.Colledge	RDE	C.Jenkins
C	S.Wells	LOLB	C.Matthews
RG	J.Sitton	BLB	A.Hawk
RT	*B.Bulaga	MLB	D.Bishop
	M.Tauscher		N.Barnett
TE	D.Lee	ROLB	*F.Zombo
	J.Finley		B.Jones
WR	G.Jennings	LCB	C.Woodson
QB	A.Rodgers	RCB	T.Williams
RB	B.Jackson	SS	C.Peprah
FB	K.Hall		*M.Burnett
	Q.Johnson	FS	N.Collins

Scoring	TD	Ru	Pa	Rt	PAT	FG	S	PTS
Crosby	0	0	0	0	46/46	22/28	0	112
Jennings	12	0	12	0	0	0	0	72
Kuhn	6	4	2	0	0	0	0	36
Jones	5	0	5	0	0	0	0	30
Driver	4	0	4	0	0	0	0	24
Jackson	4	3	1	0	0	0	0	24
Rodgers	4	4	0	0	0	0	0	24
D.Lee	3	0	3	0	0	0	0	18
Nelson	2	0	2	0	0	0	0	12
Bishop	1	0	0	1	0	0	0	6
Collins	1	0	0	1	0	0	0	6
Finley	1	0	1	0	0	0	0	6
Matthews	1	0	0	1	0	0	0	6
*Quarless	1	0	0	1	0	0	0	6
Woodson	1	0	0	1	0	0	0	6

**Packers** 46 11 31 4 46/46 22/28 0 388  
**Opponents** 24 6 16 2 24/24 24/29 0 240

### 2-Point Conversions: Packers 0-0, Opponents 0-0

Field Goals	1-19	20-29	30-39	40-49	50+
Crosby	1/1	7/8	4/5	8/10	2/4
<b>Packers</b>	<b>1/1</b>	<b>7/8</b>	<b>4/5</b>	<b>8/10</b>	<b>2/4</b>
<b>Opponents</b>	<b>1/1</b>	<b>8/8</b>	<b>6/7</b>	<b>7/9</b>	<b>2/4</b>

Crosby:	(49G,56G)	(44G,24G)	(38G,37B)
(52G,36G,48N,53N)	(46G,26G)	(20G,45N,41G,40G)	(54B,26G)
(42G)(22G)	(29N,43G,24G)	(42G)	(31G,19G)
(31G)	(23G)	<b>Opponents:</b>	(45G,24G)
(49N,25G,19G)	(55N,39G,52G,49G,24G)	(26G,51N,45G,33G)	(53G,41G,44G)
(28G)(37N)	(24G)	(38G,47G)	(44G,26G,23G)
(48N)	(38G)	(38G)	(30G)

Interceptions	No	Yds	Avg	Long	TD
Williams	6	87	14.5	64	0
Collins	4	34	8.5	24	0
Hawk	3	31	10.3	21	0
Woodson	2	48	24.0	48T	1
Peprah	2	0	0.0	0	0
*Shields	2	0	0.0	0	0
Matthews	1	62	62.0	62T	1
Bishop	1	32	32.0	32T	1
Martin	1	15	15.0	15	0
Chillar	1	9	9.0	9	0
*Burnett	1	0	0.0	0	0
<b>Packers</b>	<b>24</b>	<b>318</b>	<b>13.3</b>	<b>64</b>	<b>3</b>
<b>Opponents</b>	<b>13</b>	<b>148</b>	<b>11.4</b>	<b>42</b>	<b>1</b>

Punting	No	Yds	Avg	TB	In	Lg	B
Masthay	71	3114	43.9	5	25	62	0
<b>Packers</b>	<b>71</b>	<b>3114</b>	<b>43.9</b>	<b>5</b>	<b>25</b>	<b>62</b>	<b>0</b>
<b>Opponents</b>	<b>78</b>	<b>3496</b>	<b>44.8</b>	<b>6</b>	<b>24</b>	<b>65</b>	<b>0</b>

Punt Returns	Ret	FC	Yds	Avg	Long	TD
Williams	41	19	326	8.0	52	0
*Shields	0	0	-1	0.0	-1	0
<b>Packers</b>	<b>41</b>	<b>19</b>	<b>325</b>	<b>7.9</b>	<b>52</b>	<b>0</b>
<b>Opponents</b>	<b>31</b>	<b>18</b>	<b>341</b>	<b>11.0</b>	<b>62T</b>	<b>1</b>

Kickoff Returns	No	Yds	Avg	Long	TD
Nelson	22	496	22.5	51	0
*Shields	21	452	21.5	49	0
P.Lee	13	265	20.4	30	0
*Starks	2	25	12.5	17	0
Kuhn	1	8	8.0	8	0
Wilhelm	1	3	3.0	3	0
Driver	1	0	0.0	0	0
Simpkins	1	0	0.0	0	0
<b>Packers</b>	<b>62</b>	<b>1249</b>	<b>20.1</b>	<b>51</b>	<b>0</b>
<b>Opponents</b>	<b>76</b>	<b>1658</b>	<b>21.8</b>	<b>71</b>	<b>0</b>

**Sacks:** Matthews 13.5, Jenkins 7, Raji 6.5, Zombo 4, Bishop 3, Walden 3, Woodson 2, Wynn 1.5, Chillar 1, Neal 1, Pickett 1, Poppinga 1, Williams 1, Wilson 1, Hawk 0.5, Packers 47.0, Opponents 38.0

\* — rookie

Passing	Att	Cmp	Yds	Cmp%	Yds/Att	TD	TD%	Int	Int%	LG	Sck/Yds	Rtg
Rodgers	475	312	3922	65.7	8.26	28	5.9	21	3.0	86T	31/193	101.2
Flynn	66	40	433	60.6	6.56	3	4.5	2	3.0	66T	7/38	82.4
<b>Packers</b>	<b>541</b>	<b>352</b>	<b>4355</b>	<b>65.1</b>	<b>8.05</b>	<b>31</b>	<b>5.7</b>	<b>13</b>	<b>2.4</b>	<b>86T</b>	<b>38/231</b>	<b>98.9</b>
<b>Opponents</b>	<b>527</b>	<b>296</b>	<b>3440</b>	<b>56.2</b>	<b>6.53</b>	<b>16</b>	<b>3.0</b>	<b>24</b>	<b>4.6</b>	<b>85T</b>	<b>47/333</b>	<b>67.2</b>

Community  
Admin & Coaches  
Veterans  
Draft & Free Agents  
2017 Review  
2010  
Lambeau Field  
Misc.

# 15-1-0, .938, FIRST, NFC NORTH 2011

Head Coach:	Mike McCarthy	GB	Opp	Attend	Site	Starting QB	Temp	
S 8	New Orleans Saints	W	42	34	70,555	LF	A.Rodgers	68
S 18	@ Carolina Panthers	W	30	23	73,167	BAS	A.Rodgers	64
S 25	@ Chicago Bears	W	27	17	62,339	SF	A.Rodgers	61
O 2	Denver Broncos	W	49	23	70,529	LF	A.Rodgers	67
O 9	@ Atlanta Falcons	W	25	14	69,576	GD	A.Rodgers	dome
O 16	St. Louis Rams	W	24	3	70,604	LF	A.Rodgers	57
O 23	@ Minnesota Vikings	W	33	27	63,946	MD	A.Rodgers	dome
N 6	@ San Diego Chargers	W	45	38	68,908	OS	A.Rodgers	53
N 14	Minnesota Vikings	W	45	7	70,519	LF	A.Rodgers	47
N 20	Tampa Bay Buccaneers	W	35	26	70,498	LF	A.Rodgers	32
N 24	@ Detroit Lions	W	27	15	66,263	FdF	A.Rodgers	dome
D 4	@ New York Giants	W	38	35	80,634	MLS	A.Rodgers	52
D 11	Oakland Raiders	W	46	16	70,524	LF	A.Rodgers	43
D 18	@ Kansas City Chiefs	L	14	19	74,093	ArS	A.Rodgers	50
D 25	Chicago Bears	W	35	21	70,574	LF	A.Rodgers	37
J 1	Detroit Lions	W	45	41	70,294	LF	M.Flynn	31
			560	359	1,123,023			

Home: 8-0 (564,097) Away: 7-1 (558,926)  
**NFC Divisional Playoff**  
 J 15 New York Giants .....L 20 37 72,080 LF A.Rodgers 31

Scoring	TD	Ru	Pa	Pat	PAT	FG	S	PTS
Crosby	0	0	0	0	68/69	24/28	0	140
Nelson	15	0	15	0	0	0	0	90
G.Jennings	9	0	9	0	0	0	0	54
Finley	8	0	8	0	0	0	0	48
J.Jones	7	0	7	0	0	0	0	42
Driver	6	0	6	0	0	0	0	36
Kuhn	6	4	2	0	0	0	0	36
*Cobb	3	0	1	2	0	0	0	18
Grant	3	2	1	0	0	0	0	18
Rodgers	3	3	0	0	0	0	0	18
Crabtree	1	0	1	0	0	0	0	6
Flynn	1	1	0	0	0	0	0	6
Matthews	1	0	0	1	0	0	0	6
Peprah	1	0	0	1	0	0	0	6
Raji	1	1	0	0	0	0	0	6
Starks	1	1	0	0	0	0	0	6
*R.Taylor	1	0	1	0	0	0	0	6
Walden	1	0	0	1	0	0	0	6
T.Williams	1	0	0	1	0	0	0	6
Woodson	1	0	0	1	0	0	0	6

Packers 70 12 51 7 68/69 24/28 0 560  
 Opponents 41 10 29 2 35/35 22/27 2 359  
**2-Point Conversions:** Packers 0-1, Opponents 4-6

	GB	Opp				
<b>Total First Downs</b>	353	358				
Rushing	89	96				
Passing	230	246				
Penalty	34	16				
<b>Third Downs</b>	91/189	83/195				
Efficiency	48.1	42.6				
<b>Fourth Downs</b>	4/8	4/16				
Efficiency	50.0	25.0				
<b>Possession Avg.</b>	30:29	29:31				
<b>Total Net Yards</b>	6482	6585				
Avg. Per Game	405.1	411.6				
Total Plays	988	1049				
Avg. Per Play	6.6	6.3				
<b>Net Yards Rushing</b>	1558	1789				
Avg. Per Game	97.4	111.8				
Total Rushes	395	383				
<b>Net Yards Passing</b>	4924	4796				
Avg. Per Game	307.8	299.8				
Sacked/Yards Lost	41/237	29/192				
Gross Yards	5161	4988				
Att./Completions	552/376	637/390				
Completion Pct.	68.1	61.2				
Had Intercepted	8	31				
<b>Punts/Average</b>	55/45.6	58/43.0				
Net Punting Avg.	55/38.6	58/37.2				
<b>Penalties/Yards</b>	76/591	122/948				
<b>Fumbles/Ball Lost</b>	15/6	19/7				
<b>Touchdowns</b>	70	41				
Rushing	12	10				
Passing	51	29				
Returns	7	2				
<b>By Quarter</b>	<b>Q1</b>	<b>Q2</b>	<b>Q3</b>	<b>Q4</b>	<b>OT</b>	<b>Pts</b>
Packers	132	154	150	124	0	560
Opponents	66	97	66	130	0	359

	Rushing	No	Yds	Avg	Long	TD
Starks	133	578	4.3	40	1	2
Grant	134	559	4.2	47	1	2
Rodgers	60	257	4.3	25	3	3
Kuhn	30	78	2.6	12	4	4
*Saine	18	69	3.8	10	0	0
*A.Green	3	11	3.7	8	0	0
Masthay	1	6	6.0	6	0	0
*Cobb	2	5	2.5	4	0	0
Raji	1	1	1.0	1	1	1
Flynn	13	-6	-0.5	3	1	1
<b>Packers</b>	<b>395</b>	<b>1558</b>	<b>3.9</b>	<b>47</b>	<b>12</b>	<b>12</b>
<b>Opponents</b>	<b>383</b>	<b>1789</b>	<b>4.7</b>	<b>54</b>	<b>10</b>	<b>10</b>

NFC North	W	L	T	Pct	Pts	OP
Green Bay	.15	1	0	.938	560	359
Detroit	10	6	0	.625	474	387
Chicago	8	8	0	.500	353	341
Minnesota	3	13	0	.188	340	449

	Receiving	No	Yds	Avg	Long	TD
Nelson	68	1263	18.6	93t	15	15
G.Jennings	67	949	14.2	79t	9	9
Finley	55	767	13.9	41	8	8
J.Jones	38	635	16.7	70t	7	7
Driver	37	445	12.0	35t	6	6
Starks	29	216	7.4	17	0	0
*Cobb	25	375	15.0	61	1	1
Grant	19	268	14.1	80t	1	1
Kuhn	15	77	5.1	11	2	2
*Saine	10	69	6.9	22	0	0
Crabtree	6	38	6.3	15	1	1
Quarless	3	36	12.0	21	0	0
*D.Williams	2	13	6.5	7	0	0
*A.Green	1	6	6.0	6	0	0
*R.Taylor	1	4	4.0	4t	1	1
<b>Packers</b>	<b>376</b>	<b>5161</b>	<b>13.7</b>	<b>93t</b>	<b>51</b>	<b>51</b>
<b>Opponents</b>	<b>390</b>	<b>4988</b>	<b>12.8</b>	<b>72</b>	<b>29</b>	<b>29</b>

**Sacks:** Matthews 6, Bishop 5, Raji 3, Walden 3, Wynn 3, Woodson 2, Bush 1.5, Hawk 1.5, Burnett 1, B.Jones 1, \*So'oto 1, Zombo 1, Packers 29.0, Opponents 41.0

\* - rookie

	Field Goals	1-19	20-29	30-39	40-49	50+
Crosby	1/1	4/5	14/14	3/5	2/3	0
<b>Packers</b>	<b>1/1</b>	<b>4/5</b>	<b>14/14</b>	<b>3/5</b>	<b>2/3</b>	<b>0</b>
<b>Opponents</b>	<b>1/1</b>	<b>6/6</b>	<b>10/11</b>	<b>2/5</b>	<b>3/4</b>	<b>0</b>
<b>Crosby:</b>	<b>(1)(37G,19G,34G)(37G,28G)0</b>					
	<b>(32G,35G,56G,30G)(32G)(39G,45G,24G,58G)</b>					
	<b>(47G)(23G,32G)(35G,32G)(43N,31G)</b>					
	<b>(34G,38G,49G,33G)(54N)(1)(22G,47N)</b>					
<b>Opponents:</b>	<b>(30G,38G)(20G,33G,21G)</b>					
	<b>(25G)(27G)(1)(47N,36G)(52G,46G)(52G)</b>					
	<b>(52N)(23G,32G)(47N)(38G,50G)(1)</b>					
	<b>(19G,32G,46G,20G)(49N,35G,30G)(30G,39N)</b>					

	Interceptions	No	Yds	Avg	Long	TD
Woodson	7	63	9.0	30t	1	1
Peprah	5	147	29.4	76	1	1
T.Williams	4	92	23.0	43t	1	1
Shields	4	68	17.0	60	0	0
Matthews	3	47	15.7	38t	1	1
Burnett	3	0	0.0	0	0	0
Bush	2	39	19.5	35	0	0
Francois	2	1	0.5	1	0	0
*Smith	1	11	11.0	11	0	0
<b>Packers</b>	<b>31</b>	<b>468</b>	<b>15.1</b>	<b>76</b>	<b>4</b>	<b>4</b>
<b>Opponents</b>	<b>8</b>	<b>63</b>	<b>7.9</b>	<b>30</b>	<b>0</b>	<b>0</b>

	Punting	No	Yds	Avg	TB	In	Lg	B
Masthay	55	2506	45.6	4	23	71	0	0
<b>Packers</b>	<b>55</b>	<b>2506</b>	<b>45.6</b>	<b>4</b>	<b>23</b>	<b>71</b>	<b>0</b>	<b>0</b>
<b>Opponents</b>	<b>58</b>	<b>2492</b>	<b>43.0</b>	<b>2</b>	<b>18</b>	<b>71</b>	<b>0</b>	<b>0</b>

	Punt Returns	Ret	FC	Yds	Avg	Long	TD
*Cobb	26	18	29.5	113	80t	1	1
Bush	1	0	0.0	0	0	0	0
Nelson	0	1	0	0	---	0	0
<b>Packers</b>	<b>27</b>	<b>19</b>	<b>29.5</b>	<b>10.9</b>	<b>80t</b>	<b>1</b>	<b>1</b>
<b>Opponents</b>	<b>24</b>	<b>10</b>	<b>30.5</b>	<b>12.7</b>	<b>72t</b>	<b>1</b>	<b>1</b>

	Kickoff Returns	No	Yds	Avg	Long	TD
*Cobb	34	941	27.7	108t	1	1
Driver	2	5	2.5	5	0	0
*Saine	2	40	20.0	20	0	0
Crabtree	1	11	11.0	11	0	0
Lee	1	-1	-1.0	-1	0	0
Woodson	1	9	9.0	9	0	0
<b>Packers</b>	<b>41</b>	<b>1005</b>	<b>24.5</b>	<b>108t</b>	<b>1</b>	<b>1</b>
<b>Opponents</b>	<b>59</b>	<b>1378</b>	<b>23.4</b>	<b>57</b>	<b>0</b>	<b>0</b>

Primary Starters			
WR	D.Driver	LDE	R.Pickett
LT	M.Newhouse	NT	B.Raji
	C.Clifton	RDE	H.Green
LG	T.Lang	J.Wynn	
C	S.Wells	LOLB	C.Matthews
RG	J.Sitton	BLB	A.Hawk
RT	B.Bulaga	MLB	D.Bishop
TE	J.Finley	ROLB	E.Walden
WR	G.Jennings	LCB	C.Woodson
QB	A.Rodgers	RCB	T.Williams
RB	R.Grant	SS	C.Peprah
FB	J.Kuhn	FS	M.Burnett

	Passing	Att	Cmp	Yds	Cmp%	Yds/Att	TD	Int	Int%	LG	Sck/Yds	Rtng
Rodgers	502	343	4643	68.3	9.25	45	9.0	6	1.2	93t	36/219	122.5
Flynn	49	33	518	67.3	10.57	6	12.2	2	4.1	80t	5/18	124.8
*Cobb	1	0	0	0.0	0.00	0	0.0	0	0.0	---	0/0	39.6
<b>Packers</b>	<b>552</b>	<b>376</b>	<b>5161</b>	<b>68.1</b>	<b>9.35</b>	<b>51</b>	<b>9.2</b>	<b>8</b>	<b>1.4</b>	<b>93t</b>	<b>41/237</b>	<b>122.6</b>
<b>Opponents</b>	<b>637</b>	<b>390</b>	<b>4988</b>	<b>61.2</b>	<b>7.83</b>	<b>29</b>	<b>4.6</b>	<b>31</b>	<b>4.9</b>	<b>72</b>	<b>29/192</b>	<b>80.6</b>

Community

Admin. & Coaches

Veterans

Draft & Free Agents

2017 Review

2011

Lambeau Field

Misc.

# 11-5-0, .688, FIRST, NFC NORTH 2012

Head Coach:	Mike McCarthy	GB	Opp	Attend	Site	Starting QB	Temp	
S 9	@ San Francisco 49ers	L	22	30	70,523	LF	A.Rodgers	72
S 13	Chicago Bears	W	23	10	70,543	LF	A.Rodgers	60
S 24	@ Seattle Seahawks	L	12	14	68,218	CIF	A.Rodgers	67
S 30	New Orleans Saints	W	28	27	70,571	LF	A.Rodgers	64
O 7	@ Indianapolis Colts	L	27	30	67,020	LOS	A.Rodgers	dome
O 14	@ Houston Texans	W	42	24	71,702	RtS	A.Rodgers	dome
O 21	@ St. Louis Rams	W	30	20	64,359	EJD	A.Rodgers	dome
O 28	Jacksonville Jaguars	W	24	15	70,464	LF	A.Rodgers	44
N 4	Arizona Cardinals	W	31	17	70,504	LF	A.Rodgers	39
N 18	@ Detroit Lions	W	24	20	63,716	FdF	A.Rodgers	dome
N 25	@ New York Giants	L	10	38	80,365	MIS	A.Rodgers	34
D 2	Minnesota Vikings	W	23	14	70,567	LF	A.Rodgers	45
D 9	Detroit Lions	W	27	20	70,382	LF	A.Rodgers	33
D 16	@ Chicago Bears	W	21	13	62,534	SF	A.Rodgers	44
D 23	Tennessee Titans	W	55	7	70,508	LF	A.Rodgers	24
D 30	@ Minnesota Vikings	L	34	37	64,134	MD	A.Rodgers	dome
				433	336		1,112,270	

Home: 7-1 (564,062) Away: 4-4 (548,208)

### NFC Wild Card Playoff

J 5	Minnesota Vikings	W	24	10	71,548	LF	A.Rodgers	29
-----	-------------------	---	----	----	--------	----	-----------	----

### NFC Divisional Playoff

J 12	@ San Francisco 49ers	L	31	45	69,732	CP	A.Rodgers	48
------	-----------------------	---	----	----	--------	----	-----------	----

	GB	Opp	Rushing	No	Yds	Avg	Long	TD
<b>Total First Downs</b>	341	308	Green	135	464	3.4	41	0
Rushing	85	83	Rodgers	54	259	4.8	27	2
Passing	213	191	Starks	71	255	3.6	22	1
Penalty	43	34	Benson	71	248	3.5	11	1
<b>Third Downs</b>	90/213	83/218	Harris	34	157	4.6	21	2
Efficiency	42.3	38.1	Cobb	10	132	13.2	28	0
<b>Fourth Downs</b>	7/13	9/23	Grant	31	127	4.1	18	2
Efficiency	53.8	39.1	Kuhn	23	63	2.7	9	1
<b>Possession Avg.</b>	30:26	29:34	Harrell	4	-3	-8	0	0
<b>Total Net Yards</b>	5751	5388	<b>Packers</b>	<b>433</b>	<b>1702</b>	<b>3.9</b>	<b>41</b>	<b>9</b>
Avg. Per Game	359.4	336.8	<b>Opponents</b>	<b>418</b>	<b>1896</b>	<b>4.5</b>	<b>82t</b>	<b>12</b>
Total Plays	1042	1033						
Avg. Per Play	5.5	5.2						
<b>Net Yards Rushing</b>	1702	1896						
Avg. Per Game	106.4	118.5						
Total Rushes	433	418						
<b>Net Yards Passing</b>	4049	3492						
Avg. Per Game	253.1	218.3						
Sacked/Yards Lost	51/293	47/309						
Gross Yards	4342	3801						
Att./Completions	558/374	568/313						
Completion Pct.	67.0	55.1						
Had Intercepted	8	18						
<b>Punts/Average</b>	71/42.9	75/44.7						
Net Punting Yards	71/38.9	75/38.9						
<b>Penalties/Yards</b>	103/923	123/1055						
<b>Fumbles/Ball Lost</b>	16/8	18/5						
<b>Touchdowns</b>	53	37						
Rushing	9	12						
Passing	40	24						
Returns	4	1						

NFC North	W	L	T	Pct	Pts	OP
<b>Green Bay</b>	.11	5	0	.688	433	338
Minnesota	10	6	0	.625	379	346
Chicago	10	6	0	.625	375	277
Detroit	4	12	0	.250	372	437

Receiving	No	Yds	Avg	Long	TD
Cobb	80	954	11.9	39t	8
J.Jones	64	784	12.3	49	14
Finley	61	667	10.9	40	2
Nelson	49	745	15.2	73	7
G.Jennings	36	366	10.2	45	4
Green	18	125	6.9	19	0
Kuhn	15	148	9.9	32	0
Benson	14	97	6.9	18	0
Crabtree	8	203	25.4	72t	3
Driver	8	77	9.6	26t	2
D.Williams	7	57	8.1	12	0
*Boykin	5	27	5.4	9	0
Starks	4	31	7.8	9	0
Harris	2	17	8.5	11	0
Grant	1	34	34.0	34	0
Taylor	1	11	11.0	11	0
Rodgers	1	-1	-1.0	-1	0
<b>Packers</b>	<b>374</b>	<b>4342</b>	<b>11.6</b>	<b>73</b>	<b>40</b>
<b>Opponents</b>	<b>313</b>	<b>3801</b>	<b>12.1</b>	<b>80t</b>	<b>24</b>

Punting	No	Yds	Avg	TB	In	LG	B
Masthay	70	3043	43.5	5	30	65	1
<b>Packers</b>	<b>71</b>	<b>3043</b>	<b>42.9</b>	<b>5</b>	<b>30</b>	<b>65</b>	<b>1</b>
<b>Opponents</b>	<b>75</b>	<b>3350</b>	<b>44.7</b>	<b>2</b>	<b>22</b>	<b>73</b>	<b>1</b>

By Quarter	Q1	Q2	Q3	Q4	OT	Pts
Packers	83	126	89	135	0	433
Opponents	53	118	80	85	0	336

### Primary Starters

WR	G.Jennings	LDE	R.Pickett
	J.Jones	NT	B.Raji
LT	M.Newhouse	RDE	C.Wilson
LG	T.Lang	LOLB	*N.Perry
C	J.Saturday		E.Walden
RG	J.Sitton	BLB	A.Hawk
RT	B.Bulaga	MLB	D.Smith
	*D.Barclay		B.Jones
TE	J.Finley	ROLB	C.Matthews
WR	J.Nelson	LCB	T.Williams
	R.Cobb	RCB	S.Shields
QB	A.Rodgers		*C.Hayward
RB	C.Benson	SS	C.Woodson
	A.Green	FS	M.Burnett
FB	J.Kuhn		M.Jennings

**Sacks:** Matthews 13.0, Neal 4.5, \*Moses 4.0, Hawk 3.0, Walden 3.0, Wilson 2.5, \*Worthy 2.5, Burnett 2.0, \*Daniels 2.0, B.Jones 2.0, \*Perry 2.0, Smith 2.0, Woodson 1.5, House 1.0, Shields 1.0, Packers 47.0, Opponents 51.0

Passing	Att	Cmp	Yds	Cmp%	Yds/Att	TD	TD%	Int	Int%	LG	Sck/Yds	Rtng
Rodgers	552	371	4295	67.2	7.78	39	7.1	8	1.4	73	51/293	108.0
Harrell	4	2	20	50.0	5.00	0	0.0	0	0.0	11	0/0	64.6
Masthay	2	1	27	50.0	13.50	1	50.0	0	0.0	27t	0/0	135.4
<b>Packers</b>	<b>558</b>	<b>374</b>	<b>4342</b>	<b>67.0</b>	<b>7.78</b>	<b>40</b>	<b>7.2</b>	<b>8</b>	<b>1.4</b>	<b>73</b>	<b>51/293</b>	<b>108.3</b>
<b>Opponents</b>	<b>568</b>	<b>313</b>	<b>3801</b>	<b>55.1</b>	<b>6.69</b>	<b>24</b>	<b>4.2</b>	<b>18</b>	<b>3.2</b>	<b>80t</b>	<b>47/309</b>	<b>76.8</b>

\* - rookie

Scoring	TD	Ru	Pa	Rt	PAT	FG	S	PTS
Crosby	0	0	0	0	50/50	21/33	0	113
J.Jones	14	0	14	0	0	0	0	84
Cobb	9	0	8	1	0	0	0	54
Nelson	7	0	7	0	0	0	0	44
G.Jennings	4	0	4	0	0	0	0	24
Crabtree	3	0	3	0	0	0	0	18
Driver	2	0	2	0	0	0	0	12
Finley	2	0	2	0	0	0	0	12
Grant	2	0	2	0	0	0	0	12
Harris	2	0	2	0	0	0	0	12
Rodgers	2	0	2	0	0	0	0	12
Benson	1	0	1	0	0	0	0	6
*Daniels	1	0	1	0	0	0	0	6
M.Jennings	1	0	1	0	0	0	0	6
Kuhn	1	0	1	0	0	0	0	6
*Moses	1	0	1	0	0	0	0	6
Starks	1	0	1	0	0	0	0	6
<b>Packers</b>	<b>53</b>	<b>9</b>	<b>40</b>	<b>4</b>	<b>50/50</b>	<b>21/33</b>	<b>0</b>	<b>433</b>
<b>Opponents</b>	<b>37</b>	<b>12</b>	<b>24</b>	<b>1</b>	<b>34/34</b>	<b>26/30</b>	<b>0</b>	<b>336</b>

**2-Point Conversions:** Nelson, Packers 1-3, Opponents 1-3

Field Goals	1-19	20-29	30-39	40-49	50+
Crosby	0/0	5/5	5/7	9/12	2/9
<b>Packers</b>	<b>0/0</b>	<b>5/5</b>	<b>5/7</b>	<b>9/12</b>	<b>2/9</b>
<b>Opponents</b>	<b>0/0</b>	<b>8/8</b>	<b>7/7</b>	<b>8/8</b>	<b>5/7</b>

**Crosby:** (1)(48G,35G,54G)(29G,40G)(52N,51M)(47G,58N,23G,48G)(32N,25G)(44N,33G)(50N,38N,39G)(55N,28G)(30G,53N,47G,31G)(49G,51N,41G)(43N,42N)(26G,48G)(51G,40G)

**Opponents:** (40G,43G,63G)(45G)(1)(20G,27G,48N)(24G,58N,50G,28G)(51G)(50G,43G)(38G,22G,32G)(20G)(30G,27G)(43G)(42N)(46G,51N,34G)(34G,34G)(54G,37G,29G)

Interceptions	No	Yds	Avg	Long	TD
*Hayward	6	81	13.5	24	0
Shields	3	32	10.7	32	0
T.Williams	2	38	19.0	38	0
Walden	2	22	11.0	20	0
Burnett	2	1	0.5	1	0
M.Jennings	1	72	72.0	72t	1
*McMillian	1	0	0.0	0	0
Woodson	1	0	0.0	0	0
<b>Packers</b>	<b>18</b>	<b>246</b>	<b>13.7</b>	<b>72t</b>	<b>1</b>
<b>Opponents</b>	<b>8</b>	<b>47</b>	<b>5.9</b>	<b>20</b>	<b>0</b>

Punt Returns	Ret	FC	Yds	Avg	Long	TD
Cobb	31	21	292	9.4	75t	1
Ross	4	1	103	25.8	58	0
Shields	1	0	0	0.0	0	0
<b>Packers</b>	<b>36</b>	<b>22</b>	<b>395</b>	<b>11.0</b>	<b>75t</b>	<b>1</b>
<b>Opponents</b>	<b>24</b>	<b>26</b>	<b>179</b>	<b>7.5</b>	<b>25</b>	<b>0</b>

Kickoff Returns	No	Yds	Avg	Long	TD
Cobb	38	964	25.4	46	0
Ross	3	86	28.7	44	0
D.Williams	2	24	12.0	12	0
<b>Packers</b>	<b>43</b>	<b>1074</b>	<b>25.0</b>	<b>46</b>	<b>0</b>
<b>Opponents</b>	<b>51</b>	<b>1193</b>	<b>23.4</b>	<b>41</b>	<b>0</b>

Community  
Admin & Coaches  
Veterans  
Draft & Free Agents  
Review  
2017  
2012  
Lambeau Field  
Misc.



# 8-7-1, .531, FIRST, NFC NORTH 2013

Head Coach:	Mike McCarthy	GB	Opp	Attend	Site	Starting QB	Temp	
S 8	@ San Francisco 49ers	L	28	34	69,732	CP	A.Rodgers	69
S 15	Washington Redskins	W	38	20	78,020	LF	A.Rodgers	56
S 22	@ Cincinnati Bengals	L	30	34	64,633	PBS	A.Rodgers	63
O 6	Detroit Lions	W	22	9	78,200	LF	A.Rodgers	59
O 13	@ Baltimore Ravens	W	19	17	71,319	MTS	A.Rodgers	61
O 20	Cleveland Browns	W	31	13	77,804	LF	A.Rodgers	46
O 27	@ Minnesota Vikings	W	44	31	64,134	MD	A.Rodgers	dome
N 4	Chicago Bears	L	20	27	78,122	LF	A.Rodgers	49
N 10	Philadelphia Eagles	L	13	27	78,011	LF	S.Wallace	45
N 17	@ New York Giants	L	13	27	79,114	MLS	S.Tolzien	59
N 24	Minnesota Vikings	W	26	26	77,871	LF	S.Tolzien	19
N 28	@ Detroit Lions	L	10	40	64,934	FD	M.Flynn	dome
D 8	Atlanta Falcons	W	22	21	77,550	LF	M.Flynn	9
D 15	@ Dallas Cowboys	W	37	36	91,054	ATS	M.Flynn	dome
D 22	Pittsburgh Steelers	L	31	38	77,999	LF	M.Flynn	23
D 29	@ Chicago Bears	W	33	28	62,708	SF	A.Rodgers	26
			417	428	1,191,205			

Home: 4-3-1 (623.577) Away: 4-4 (567.628) + — overtime  
**NFC Wild Card Playoff**  
 J 5 San Francisco 49ers ..... L 20 23 77,525 LF A.Rodgers 5

Scoring	TD	Ru	P	Pat	PAT	FG	S	PTS
Crosby	0	0	0	0	42/42	33/37	0	141
*Lacy	11	11	0	0	0	0	0	66
Nelson	8	0	8	0	0	0	0	48
Boykin	4	0	3	1	0	0	0	24
Cobb	4	0	4	0	0	0	0	24
Starks	4	3	1	0	0	0	0	24
Finley	3	0	3	0	0	0	0	18
J.Jones	3	0	3	0	0	0	0	18
Quarless	2	0	2	0	0	0	0	12
Bostick	1	0	1	0	0	0	0	6
Burnett	1	0	0	1	0	0	0	6
*Franklin	1	1	0	0	0	0	0	6
*Hyde	1	0	0	1	0	0	0	6
Jennings	1	0	0	1	0	0	0	6
Kuhn	1	1	0	0	0	0	0	6
Tolzien	1	1	0	0	0	0	0	6
<b>Packers</b>	<b>46</b>	<b>17</b>	<b>25</b>	<b>4</b>	<b>42/42</b>	<b>33/37</b>	<b>0</b>	<b>417</b>
<b>Opponents</b>	<b>15</b>	<b>16</b>	<b>30</b>	<b>5</b>	<b>48/49</b>	<b>24/30</b>	<b>0</b>	<b>428</b>

**2-Pt Conversions:** Packers 0-4, Opponents 0-2

**Field Goals 1-19 20-29 30-39 40-49 50-**

Crosby	.....	1/1	13/13	8/8	6/8	5/7
<b>Packers</b>	.....	1/1	13/13	8/8	6/8	5/7
<b>Opponents</b>	.....	0/0	9/9	5/7	7/8	3/6

**Crosby:** (1)(28G)(41G,19G,26G)(26G,52G,31G,42G,45G)(45G,44N,31G,50G,31G)(26G,52N)(30G,20G,45G)(30G,23G)(53N,42N,26G,35G)(24G,57G)(27G,20G)(54G)(40G,33G,25G)(57G)(22G)(33G,27G)

**Opponents:** (48N,27G,33G)(50N)(52N)(53G)(23G)(46G,44G)(36G)(24G,27G)(39N,25G,41G)(40G,28G)(36G,47G,29G,35G)(27G,31N)(52N)(47G,23G,43G,50G,50G)(31G)(1)

	GB	Opp
<b>Total First Downs</b>	351	330
Rushing	119	116
Passing	201	190
Penalty	31	24
<b>Third Downs</b>	89/216	78/204
Efficiency	41.2	38.2
<b>Fourth Downs</b>	9/13	10/17
Efficiency	69.2	58.8
<b>Possession Avg.</b>	30:24	29:36
<b>Total Net Yards</b>	6404	5956
Avg. Per Game	400.3	372.3
Total Plays	1074	1015
Avg. Per Play	6.0	5.9
<b>Net Yards Rushing</b>	2136	2000
Avg. Per Game	133.5	125.0
Total Rushes	459	432
<b>Net Yards Passing</b>	4268	3956
Avg. Per Game	266.8	247.3
Sacked/Yards Lost	45/270	44/238
Gross Yards	4538	4194
Att./Completions	570/366	539/332
Completion Pct.	64.2	61.6
Had Intercepted	16	11
<b>Punts/Average</b>	64/44.6	70/42.8
Net Punting Avg.	64/39.0	70/35.6
<b>Penalties/Yards</b>	86/801	99/883
<b>Fumbles/Ball Lost</b>	19/9	18/11
<b>Touchdowns</b>	46	51
Rushing	17	16
Passing	25	30
Returns	4	5

By Quarter	Q1	Q2	Q3	Q4	OT	Pts
Packers	78	105	113	118	3	417
Opponents	79	103	115	128	3	428

	Rushing	No	Yds	Avg	Long	TD
*Lacy	.....	284	1178	4.1	60	11
Starks	.....	89	493	5.5	41	3
Rodgers	.....	30	120	4.0	18	0
*Franklin	.....	19	107	5.6	51	1
Cobb	.....	4	78	19.5	67	0
Flynn	.....	17	61	3.6	17	0
Tolzien	.....	5	55	11.0	19	1
Kuhn	.....	10	38	3.8	12	1
Jennings	.....	1	6	6.0	6	0
<b>Packers</b>	<b>459</b>	<b>2136</b>	<b>4.7</b>	<b>67</b>	<b>17</b>	<b>17</b>
<b>Opponents</b>	<b>432</b>	<b>2000</b>	<b>4.6</b>	<b>41</b>	<b>16</b>	<b>16</b>

NFC North	W	L	T	Pct	Pts	OP
<b>Green Bay</b>	<b>.8</b>	<b>7</b>	<b>1</b>	<b>.531</b>	<b>417</b>	<b>428</b>
Chicago	8	8	0	.500	445	478
Detroit	7	9	0	.438	395	376
Minnesota	5	10	1	.344	391	480

Receiving	No	Yds	Avg	Long	TD
Nelson	85	1314	15.5	76t	8
J.Jones	59	817	13.8	83t	3
Boykin	49	681	13.9	52	3
*Lacy	35	257	7.3	34	0
Quarless	32	312	9.8	22	2
Cobb	31	433	14.0	48t	4
Finley	25	300	12.0	52	3
Kuhn	13	81	6.2	20	0
Starks	10	89	8.9	23	1
*White	9	66	7.3	15	0
Bostick	7	120	17.1	26	1
R.Taylor	6	30	5.0	8	0
*Franklin	4	30	7.5	10	0
Ross	1	8	8.0	8	0
<b>Packers</b>	<b>366</b>	<b>4538</b>	<b>12.4</b>	<b>83t</b>	<b>25</b>
<b>Opponents</b>	<b>332</b>	<b>4194</b>	<b>12.6</b>	<b>67</b>	<b>30</b>

**Sacks:** Matthews 7.5, Daniels 6.5, Hawk 5.0, Neal 5.0, Perry 4.0, \*D.Jones 3.5, B.Jones 3.0, Williams 2.5, Lattimore 2.0, House 1.0, \*Hyde 1.0, Jennings 1.0, Jolly 1.0, \*Mulumba 1.0, Packers 44.0, Opponents 45.0

\* — rookie

Interceptions	No	Yds	Avg	Long	TD
Shields	4	3	0.8	7	0
Williams	3	10	3.3	10	0
House	1	11	11.0	11	0
Hawk	1	7	7.0	7	0
Neal	1	5	5.0	5	0
Bush	1	0	0.0	0	0
<b>Packers</b>	<b>11</b>	<b>36</b>	<b>3.3</b>	<b>11</b>	<b>0</b>
<b>Opponents</b>	<b>16</b>	<b>279</b>	<b>17.4</b>	<b>76</b>	<b>3</b>

Punting	No	Yds	Avg	TB	In	Lg	B
Masthay	64	2854	44.6	5	22	62	0
<b>Packers</b>	<b>64</b>	<b>2854</b>	<b>44.6</b>	<b>5</b>	<b>22</b>	<b>62</b>	<b>0</b>
<b>Opponents</b>	<b>70</b>	<b>2994</b>	<b>42.8</b>	<b>8</b>	<b>25</b>	<b>61</b>	<b>1</b>

Punt Returns	Ret	FC	Yds	Avg	Long	TD
*Hyde	24	14	296	12.3	93t	1
Cobb	3	5	23	7.7	16	0
Ross	2	2	20	10.0	11	0
Kuhn	1	0	0	0.0	0	0
<b>Packers</b>	<b>30</b>	<b>21</b>	<b>339</b>	<b>11.3</b>	<b>93t</b>	<b>1</b>
<b>Opponents</b>	<b>20</b>	<b>19</b>	<b>261</b>	<b>13.1</b>	<b>49</b>	<b>0</b>

Kickoff Returns	No	Yds	Avg	Long	TD
*Hyde	22	531	24.1	70	0
Ross	6	75	12.5	21	0
*Franklin	4	82	20.5	26	0
Kuhn	2	40	20.0	21	0
*Banjo	1	12	12.0	12	0
Bell	1	22	22.0	22	0
Cobb	1	10	10.0	10	0
*Hill	1	19	19.0	19	0
*Stoneburner	1	0	0.0	0	0
<b>Packers</b>	<b>39</b>	<b>791</b>	<b>20.3</b>	<b>70</b>	<b>0</b>
<b>Opponents</b>	<b>61</b>	<b>1577</b>	<b>25.9</b>	<b>109t</b>	<b>1</b>

**Primary Starters**

WR	J.Nelson	LDE	B.Raji
LT	*D.Bakhtiari	NT	R.Pickett
LG	J.Sitton	RDE	J.Jolly
C	E.Dietrich-Smith	LOLB	M.Neal
RG	T.Lang	N.Perry	
RT	D.Barclay	BLB	A.Hawk
TE	J.Finley	MLB	B.Jones
	A.Quarless	ROLB	C.Matthews
WR	J.Jones	LCB	T.Williams
	J.Boykin	RCB	S.Shields
QB	A.Rodgers	SS	M.Burnett
RB	*E.Lacy	FS	M.Jennings
FB	J.Kuhn		

Passing	Att	Cmp	Yds	Cmp%	Yds/Att	TD	INT	LG	Sck/Yds	Rtng	
Rodgers	290	193	2536	66.6	8.7	17	5.9	6	2.1	83t	21/117/104.9
Flynn	166	102	1146	61.4	6.90	7	4.2	4	2.4	56	17/102/86.1
Tolzien	90	55	717	61.1	7.97	1	1.1	5	5.6	52	3/26/66.8
Wallace	24	16	139	66.7	5.79	0	0.0	1	4.2	17	4/25/64.4
<b>Packers</b>	<b>570</b>	<b>366</b>	<b>4538</b>	<b>64.2</b>	<b>7.96</b>	<b>25</b>	<b>4.4</b>	<b>16</b>	<b>2.8</b>	<b>83t</b>	<b>45/270/91.7</b>
<b>Opponents</b>	<b>539</b>	<b>332</b>	<b>4194</b>	<b>61.6</b>	<b>7.78</b>	<b>30</b>	<b>5.6</b>	<b>11</b>	<b>2.0</b>	<b>67</b>	<b>44/238/95.9</b>

Community  
Admin. & Coaches  
Veterans  
Draft & Free Agents  
2017 Review  
2013  
Lambeau Field  
Misc.

# 2014

## 12-4-0, .750, FIRST, NFC NORTH

Head Coach:	Mike McCarthy	GB	Opp	Attend	Site	Starting QB	Temp
S 4	@ Seattle Seahawks	L 16	36	68,424	CIF	A.Rodgers	71
S 14	New York Jets	W 31	24	78,041	LF	A.Rodgers	63
S 21	@ Detroit Lions	L 7	19	62,418	FdF	A.Rodgers	dome
S 28	@ Chicago Bears	W 38	17	61,736	SF	A.Rodgers	70
O 2	Minnesota Vikings	W 42	10	78,054	LF	A.Rodgers	62
O 12	@ Miami Dolphins	W 27	24	70,875	SLS	A.Rodgers	86
O 19	Carolina Panthers	W 38	17	78,106	LF	A.Rodgers	48
O 26	@ New Orleans Saints	L 23	44	73,146	MBD	A.Rodgers	dome
N 9	Chicago Bears	W 55	14	78,292	LF	A.Rodgers	34
N 16	Philadelphia Eagles	W 53	20	78,270	LF	A.Rodgers	28
N 23	@ Minnesota Vikings	W 24	21	52,386	TBS	A.Rodgers	49
N 30	New England Patriots	W 26	21	78,431	LF	A.Rodgers	28
D 8	Atlanta Falcons	W 43	37	77,512	LF	A.Rodgers	33
D 14	@ Buffalo Bills	L 13	21	70,214	RWS	A.Rodgers	38
D 21	@ Tampa Bay Buccaneers	W 20	3	64,247	RJS	A.Rodgers	75
D 28	Detroit Lions	W 30	20	78,408	LF	A.Rodgers	27
		486	348	1,148,560			

Home: 8-0 (625,114)    Away: 4-4 (523,446)    + — overtime

**NFC Divisional Playoff**

J 11 Dallas Cowboys ..... W 26    21    79,704    LF    A.Rodgers    24

**NFC Championship**

J 18 @ Seattle Seahawks ..... +L 22    28    68,538    CIF    A.Rodgers    52

	GB	Opp				
<b>Total First Downs</b> .....	356	339				
Rushing .....	104	116				
Passing .....	222	196				
Penalty .....	30	27				
<b>Third Downs</b> .....	93/197	83/206				
Efficiency .....	47.2	40.3				
<b>Fourth Downs</b> .....	4/10	15/28				
Efficiency .....	40.0	53.6				
<b>Possession Avg.</b> .....	30:32	29:28				
<b>Total Net Yards</b> .....	6178	5542				
Avg. Per Game .....	386.1	346.4				
Total Plays .....	1001	1054				
Avg. Per Play .....	6.2	5.3				
<b>Net Yards Rushing</b> .....	1917	1919				
Avg. Per Game .....	119.8	119.9				
Total Rushes .....	435	449				
<b>Net Yards Passing</b> .....	4261	3623				
Avg. Per Game .....	266.3	226.4				
Sacked/Yards Lost .....	30/186	41/261				
Gross Yards .....	4447	3884				
Att./Completions .....	536/349	564/333				
Completion Pct. ....	65.1	59.0				
Had Intercepted .....	6	18				
<b>Punts/Average</b> .....	51/42.3	62/43.4				
Net Punting Avg. ....	51/37.0	62/36.7				
<b>Penalties/Yards</b> .....	92/775	104/945				
<b>Fumbles/Ball Lost</b> .....	19/7	20/9				
<b>Touchdowns</b> .....	58	40				
Rushing .....	14	11				
Passing .....	38	26				
Returns .....	6	3				
<b>By Quarter</b> Q1    Q2    Q3    Q4    OT    Pts						
Packers	151	159	84	92	0	486
Opponents	58	88	69	133	0	348

### Primary Starters

WR	J.Nelson	LDE	J.Boyd
LT	D.Bakhtiari	NT	L.Guion
LG	J.Sitton	RDE	M.Daniels
C	*C.Linsley	LOLB	J.Peppers
RG	T.Lang	BLB	A.Hawk
RT	B.Bulaga	MLB	S.Barrington
TE	A.Quarless	ROLB	C.Matthews
*R.Rodgers			
N.Perry			
WR	R.Cobb	LCB	T.Williams
*D.Adams			
*S.Shields			
QB	A.Rodgers	SS	M.Burnett
RB	E.Lacy	FS	*H.Clinton-Dix
FB	J.Kuhn		M.Hyde

	Rushing	No	Yds	Avg	Long	TD
Lacy	246	1139	4.6	44t	9	
Starks	85	333	3.9	41	2	
A.Rodgers	43	269	6.3	19	2	
Kuhn	24	85	3.5	11	1	
Harris	16	64	4.0	12	0	
Cobb	11	37	3.4	12	0	
Flynn	10	-10	-1.0	-1	0	
<b>Packers</b> .....	<b>435</b>	<b>1917</b>	<b>4.4</b>	<b>44t</b>	<b>14</b>	
<b>Opponents</b> .....	<b>449</b>	<b>1919</b>	<b>4.3</b>	<b>40</b>	<b>11</b>	

NFC North	W	L	T	Pct	Pts	OP
<b>Green Bay</b> .....	<b>12</b>	<b>4</b>	<b>0</b>	<b>.750</b>	<b>486</b>	<b>348</b>
Detroit .....	11	5	0	.688	321	282
Minnesota .....	7	9	0	.438	325	343
Chicago .....	5	11	0	.313	319	442

	Receiving	No	Yds	Avg	Long	TD
Nelson	98	1519	15.5	80t	13	
Cobb	91	1287	14.1	70t	12	
Lacy	42	427	10.2	67	4	
*Adams	38	446	11.7	45	3	
Quarless	29	323	11.1	34	3	
*R.Rodgers	20	225	11.3	43	2	
Starks	18	140	7.8	28	0	
Kuhn	4	23	5.8	9	0	
Boykin	3	23	7.7	11	0	
*Janis	2	16	8.0	9	0	
Bostick	2	3	1.5	2	1	
Harris	1	11	11.0	11	0	
Dorsey	1	4	4.0	4	0	
<b>Packers</b> .....	<b>349</b>	<b>4447</b>	<b>12.7</b>	<b>80t</b>	<b>38</b>	
<b>Opponents</b> .....	<b>333</b>	<b>3884</b>	<b>11.7</b>	<b>79</b>	<b>26</b>	

**Sacks:** Matthews 11.0, Peppers 7.0, Daniels 5.5, Neal 4.5, Guion 3.5, Perry 3.0, Burnett 1.5, D.Jones 1.5, Barrington 1.0, \*Clinton-Dix 1.0, Hyde 1.0, Hawk 0.5, Packers 41.0, Opponents 30.0

\* — rookie

	Passing	Att	Cmp	Yds	Cmp%	Yds/Att	TD	TD%	Int	Int%	LG	Sck/Yds	Rtng
A.Rodgers	520	341	4381	65.6	8.43	38	7.3	5	1.0	80t	28/174	112.2	
Flynn	16	8	66	50.0	4.13	0	0.0	1	6.3	14	2/12	34.9	
<b>Packers</b> .....	<b>536</b>	<b>349</b>	<b>4447</b>	<b>65.1</b>	<b>8.30</b>	<b>38</b>	<b>7.1</b>	<b>6</b>	<b>1.1</b>	<b>80t</b>	<b>30/186</b>	<b>109.9</b>	
<b>Opponents</b> .....	<b>564</b>	<b>333</b>	<b>3884</b>	<b>59.0</b>	<b>6.89</b>	<b>26</b>	<b>4.6</b>	<b>18</b>	<b>3.2</b>	<b>79</b>	<b>41/261</b>	<b>82.0</b>	

Scoring	TD	Ru	Pa	Rt	PAT	FG	S	Pts
Crosby	0	0	0	0	53/55	27/33	0	134
Lacy	13	9	4	0			0	78
Nelson	13	0	13	0			0	78
Cobb	12	0	12	0			0	74
*Adams	3	0	3	0			0	18
Quarless	3	0	3	0			0	18
Hayward	2	0	2	0			0	12
Hyde	2	0	2	0			0	12
Peppers	2	0	2	0			0	12
A.Rodgers	2	2	0	0			0	12
*R.Rodgers	2	2	0	0			0	12
Starks	2	2	0	0			0	12
Bostick	1	0	1	0			0	6
Kuhn	1	0	1	0			0	6
<b>Packers</b>	<b>58</b>	<b>14</b>	<b>38</b>	<b>6</b>	<b>53/55</b>	<b>27/33</b>	<b>0</b>	<b>486</b>
<b>Opponents</b>	<b>40</b>	<b>11</b>	<b>26</b>	<b>3</b>	<b>37/37</b>	<b>21/24</b>	<b>3</b>	<b>348</b>

**Field Goals** 1-19 20-29 30-39 40-49 50+

Crosby ..... 0/0    7/7    11/12    5/7    4/7

**Packers** .... 0/0    7/7    11/12    5/7    4/7

**Opponents**... 0/0    5/5    9/9    3/5    4/5

**Crosby:** (23G)(31G,20G,55G)(1)(53G,38B)(1)(43G,30G)(34G)(31G,49G,27G)(20G,52G)(27G,33G,50N)(48G)(32G,35G,33G,40N,28G)(38G,33G,53G)(45G,53B,34G)(48N,42G,25G)(52B)

**Opponents:** (35G,20G)(52G)(30G,41N)(23G)(26G)(48G)(33G)(31G,29G,37G)(33G,33G)(1)(39G,51G)(47N)(53B,50G)(27G,51G,35G,48G)(43G)(1)

	Interceptions	No	Yds	Avg	Long	TD
Hayward	3	113	37.7	82t	1	
Williams	3	2	0.7	2	0	
Peppers	2	101	50.5	52t	2	
Shields	2	62	31.0	62	0	
Hyde	2	9	4.5	9	0	
Matthews	1	40	40.0	40	0	
Burnett	1	32	32.0	32	0	
D.Jones	1	18	18.0	18	0	
Lattimore	1	10	10.0	10	0	
*Clinton-Dix	1	9	9.0	9	0	
House	1	0	0.0	0	0	
<b>Packers</b> .....	<b>18</b>	<b>396</b>	<b>22.0</b>	<b>82t</b>	<b>3</b>	
<b>Opponents</b> .....	<b>6</b>	<b>80</b>	<b>13.3</b>	<b>28</b>	<b>0</b>	

	Punting	No	Yds	Avg	TB	In	Lg	B
Mathay	49	2159	44.1	4	14	63	2	
<b>Packers</b> ...	<b>51</b>	<b>2159</b>	<b>42.3</b>	<b>4</b>	<b>14</b>	<b>63</b>	<b>2</b>	
<b>Opponents</b> .	<b>62</b>	<b>2691</b>	<b>43.4</b>	<b>4</b>	<b>19</b>	<b>67</b>	<b>0</b>	

	Punt Returns	Ret	FC	Yds	Avg	Long	TD
Cobb	14	9	112	8.0	24	0	
Hyde	14	3	221	15.8	75t	2	
*Clinton-Dix	1	0	0.0	0	0	0	
<b>Packers</b> .....	<b>29</b>	<b>12</b>	<b>333</b>	<b>11.5</b>	<b>75t</b>	<b>2</b>	
<b>Opponents</b> ..	<b>22</b>	<b>10</b>	<b>191</b>	<b>8.7</b>	<b>75t</b>	<b>1</b>	

	Kickoff Returns	No	Yds	Avg	Long	TD
Harris	22	456	20.7	41	0	
Hyde	4	96	24.0	28	0	
Boykin	1	3	3.0	3	0	
Cobb	1	0	0.0	0	0	
Nelson	1	0	0.0	0	0	
<b>Packers</b> .....	<b>29</b>	<b>555</b>	<b>19.1</b>	<b>41t</b>	<b>0</b>	
<b>Opponents</b> ..	<b>58</b>	<b>1421</b>	<b>24.5</b>	<b>101t</b>	<b>1</b>	

Community

Admin & Coaches

Veterans

Free Agents

2017 Review

2014

Lambeau Field

Misc.

# 10-6-0, .625, SECOND, NFC NORTH 2015

Head Coach:	Mike McCarthy	GB	Opp	Attend	Site	Starting QB	Temp	
S 13	@ Chicago Bears	W	31	23	62,442	SF	A.Rodgers	68
S 20	Seattle Seahawks	W	27	17	78,433	LF	A.Rodgers	62
S 28	Kansas City Chiefs	W	38	28	78,214	LF	A.Rodgers	67
O 4	@ San Francisco 49ers	W	17	3	70,799	LS	A.Rodgers	74
O 11	St. Louis Rams	W	24	10	78,432	LF	A.Rodgers	67
O 18	San Diego Chargers	W	27	20	78,434	LF	A.Rodgers	54
N 1	@ Denver Broncos	L	10	29	77,075	SAF	A.Rodgers	61
N 8	@ Carolina Panthers	L	29	37	74,461	BAS	A.Rodgers	57
N 15	Detroit Lions	L	16	18	78,526	LF	A.Rodgers	55
N 22	@ Minnesota Vikings	W	30	13	52,529	TBS	A.Rodgers	30
N 26	Chicago Bears	L	13	17	78,488	LF	A.Rodgers	39
D 3	@ Detroit Lions	W	27	23	63,207	FdF	A.Rodgers	dome
D 13	Dallas Cowboys	W	28	7	78,369	LF	A.Rodgers	53
D 20	@ Oakland Raiders	W	30	20	55,087	OC	A.Rodgers	54
D 27	@ Arizona Cardinals	L	8	38	64,878	UPS	A.Rodgers	dome
J 3	Minnesota Vikings	L	13	20	78,412	LF	A.Rodgers	24
				368	323	1,147,786		

**Home:** 5-3 (627,308) **Away:** 5-3 (520,478) + — overtime  
**NFC Wild Card Playoff**  
 J 10 @ Washington Redskins... W 35 18 81,367 FxF A.Rodgers 61  
**NFC Divisional Playoff**  
 J 16 @ Arizona Cardinals... +L 20 26 65,089 UPS A.Rodgers dome

Scoring	TD	Ru	Pa	Ret	PAT	FG	S	PTS
Crosby	0	0	0	0	36/36	24/28	0	108
J.Jones	8	0	8	0	0	0	0	52
R.Rodgers	8	0	8	0	0	0	0	50
Cobb	7	0	6	1	0	0	0	42
Lacy	5	3	2	0	0	0	0	30
Starks	5	2	3	0	0	0	0	30
Kuhn	2	2	0	0	0	0	0	12
*Montgomery	2	0	2	0	0	0	0	12
Adams	1	0	1	0	0	0	0	8
Perillo	1	0	1	0	0	0	0	6
*Randall	1	0	0	1	0	0	0	6
A.Rodgers	1	1	0	0	0	0	0	6
*Rollins	1	0	0	1	0	0	0	6
<b>Packers</b>	<b>42</b>	<b>8</b>	<b>31</b>	<b>3</b>	<b>36/36</b>	<b>24/28</b>	<b>0</b>	<b>368</b>
<b>Opponents</b>	<b>36</b>	<b>13</b>	<b>20</b>	<b>3</b>	<b>31/34</b>	<b>24/28</b>	<b>1</b>	<b>323</b>

**2-Pt Conversions:** J.Jones 2, Adams 1, R. Rodgers, Packers 4-6, Opponents 1-2

**Field Goals 1-19 20-29 30-39 40-49 50-59**  
 Crosby... 1/1 7/7 4/4 8/11 4/5  
 Packers... 1/1 7/7 4/4 8/11 4/5  
 Opponents... 1/1 6/6 7/7 5/6 5/8  
**Crosby:** (37G)(54G,18G,44G,21G)(44G)(44N,31G)(35G)(23G,28G)(56G)(44G,52N)(42G,47G,40G,42G,52G)(22G,50G)(41N)(24G,21G,33G,49B)(28G,43G)  
**Opponents:** (28G,50G,44G)(54G)(33G)(42G,50B,53N,63N)(36G,32G)(50G,24G)(20G,49G,43N,22G)(49G,51G)(21G)(51G,34G,42G)(23G,30G)(19G)(39G,32G)

	GB	Opp	Rushing	No	Yds	Avg	Long	TD
<b>Total First Downs</b>	317	300	Lacy	187	758	4.1	29	3
Rushing	100	96	Starks	148	601	4.1	65t	2
Passing	173	183	A.Rodgers	58	344	5.9	18	1
Penalty	44	21	Cobb	13	50	3.8	12	0
<b>Third Downs</b>	70/208	79/220	Kuhn	9	28	3.1	5t	2
Efficiency	33.7	35.9	*Crockett	9	21	2.3	10	0
<b>Fourth Downs</b>	11/21	10/21	*Harris	4	19	4.8	16	0
Efficiency	52.4	47.6	*Montgomery	3	14	4.7	9	0
<b>Possession Avg.</b>	30:08	29:52	R.Rodgers	1	11	11.0	11	0
<b>Total Net Yards</b>	5353	5547	Msthay	1	7	7.0	7	0
Avg. Per Game	334.6	346.7	Tolzien	3	-3	-1.0	0	0
Total Plays	1056	1014	<b>Packers</b>	<b>436</b>	<b>1850</b>	<b>4.2</b>	<b>65t</b>	<b>8</b>
Avg. Per Play	5.1	5.5	<b>Opponents</b>	<b>420</b>	<b>1905</b>	<b>4.5</b>	<b>55</b>	<b>13</b>

NFC North	W	L	T	Pct	Pts	OP
Minnesota	11	5	0	.688	365	302
<b>Green Bay</b>	<b>10</b>	<b>6</b>	<b>0</b>	<b>.625</b>	<b>368</b>	<b>323</b>
Detroit	7	9	0	.438	358	400
Chicago	6	10	0	.375	335	397

	GB	Opp	Receiving	No	Yds	Avg	Long	TD	
Avg. Per Game	334.6	346.7	Cobb	79	829	10.5	53t	6	
Total Plays	1056	1014	R.Rodgers	58	510	8.8	61t	8	
Avg. Per Play	5.1	5.5	J.Jones	50	890	17.8	65t	8	
<b>Net Yards Rushing</b>	1850	1905	Adams	50	483	9.7	40	1	
Avg. Per Game	115.6	119.1	Starks	43	392	9.1	30	3	
Total Rushes	436	420	Lacy	20	188	9.4	28t	2	
<b>Net Yards Passing</b>	3503	3642	*Montgomery	15	136	9.1	31t	2	
Avg. Per Game	218.9	227.6	Perillo	11	102	9.3	24	1	
Sacked/Yards Lost	47/322	43/256	Abbrederis	9	111	12.3	32	0	
Gross Yards	3825	3898	Kuhn	6	56	9.3	19	0	
Att./Completions	573/348	551/321	Quarless	4	31	7.8	13	0	
Completion Pct.	60.7	58.3	Janis	2	79	39.5	46	0	
Had Intercepted	8	16	*Ripkowski	1	18	18.0	18	0	
<b>Punts/Average</b>	81/43.9	82/43.4	<b>Packers</b>	<b>348</b>	<b>3825</b>	<b>11.0</b>	<b>65t</b>	<b>31</b>	
Net Punting Avg.	81/40.3	82/40.2	<b>Opponents</b>	<b>321</b>	<b>3898</b>	<b>12.1</b>	<b>68</b>	<b>20</b>	
<b>Penalties/Yards</b>	105/906	120/1107							
<b>Fumbles/Ball Lost</b>	24/9	19/6							
<b>Touchdowns</b>	42	36							
Rushing	8	13							
Passing	31	20							
Returns	3	3							

	No	Yds	Avg	Long	TD	Int	Int%	LG	Sck	Yds	Rtg
<b>Receiving</b>	<b>79</b>	<b>829</b>	<b>10.5</b>	<b>53t</b>	<b>6</b>						
Cobb	79	829	10.5	53t	6						
R.Rodgers	58	510	8.8	61t	8						
J.Jones	50	890	17.8	65t	8						
Adams	50	483	9.7	40	1						
Starks	43	392	9.1	30	3						
Lacy	20	188	9.4	28t	2						
*Montgomery	15	136	9.1	31t	2						
Perillo	11	102	9.3	24	1						
Abbrederis	9	111	12.3	32	0						
Kuhn	6	56	9.3	19	0						
Quarless	4	31	7.8	13	0						
Janis	2	79	39.5	46	0						
*Ripkowski	1	18	18.0	18	0						
<b>Packers</b>	<b>348</b>	<b>3825</b>	<b>11.0</b>	<b>65t</b>	<b>31</b>						
<b>Opponents</b>	<b>321</b>	<b>3898</b>	<b>12.1</b>	<b>68</b>	<b>20</b>						

Interceptions	No	Yds	Avg	Long	TD
*Randall	3	47	15.7	43t	1
Hyde	3	36	12.0	34	0
Shields	3	15	5.0	15	0
*Rollins	2	48	24.0	45t	1
Clinton-Dix	2	2	1.0	2	0
Matthews	1	42	42.0	42	0
Daniels	1	6	6.0	6	0
Elliott	1	2	2.0	2	0
<b>Packers</b>	<b>16</b>	<b>198</b>	<b>12.4</b>	<b>45t</b>	<b>2</b>
<b>Opponents</b>	<b>8</b>	<b>55</b>	<b>6.9</b>	<b>29</b>	<b>0</b>

Punting	No	Yds	Int	LG	B		
Msthay	81	3557	43.9	6	18	62	0
<b>Packers</b>	<b>81</b>	<b>3557</b>	<b>43.9</b>	<b>6</b>	<b>18</b>	<b>62</b>	<b>0</b>
<b>Opponents</b>	<b>82</b>	<b>3560</b>	<b>43.4</b>	<b>5</b>	<b>30</b>	<b>61</b>	<b>0</b>

Punt Returns	Ret	FC	Yds	Avg	Long	TD
Hyde	27	18	157	5.8	16	0
Cobb	4	4	10	2.5	10	0
Abbrederis	0	1	0	--	--	0
<b>Packers</b>	<b>31</b>	<b>23</b>	<b>167</b>	<b>5.4</b>	<b>16</b>	<b>0</b>
<b>Opponents</b>	<b>41</b>	<b>14</b>	<b>174</b>	<b>4.2</b>	<b>23</b>	<b>0</b>

Kickoff Returns	No	Yds	Avg	Long	TD
Janis	14	406	29.0	70	0
Hyde	8	187	23.4	30	0
*Montgomery	7	218	31.1	46	0
Abbrederis	2	52	26.0	30	0
Kuhn	2	9	4.5	9	0
D.Jones	1	9	9.0	9	0
*Ripkowski	1	0	0.0	0	0
Tretter	1	0	0.0	0	0
<b>Packers</b>	<b>36</b>	<b>881</b>	<b>24.5</b>	<b>70</b>	<b>0</b>
<b>Opponents</b>	<b>37</b>	<b>988</b>	<b>26.7</b>	<b>104</b>	<b>0</b>

**Primary Starters**

WR	R.Cobb	DT	M.Daniels
LT	D.Bakhtiari	NT	B.Raji
LG	J.Sitton	LOLB	M.Neal
C	C.Linsley	BLB	N.Palmer
RG	T.Lang	MLB	C.Matthews
RT	B.Bulaga	ROLB	J.Peppers
TE	R.Rodgers	LCB	*D.Randall
WR	J.Jones	RCB	S.Shields
	D.Adams	CB	C.Hayward
QB	A.Rodgers	SS	M.Burnett
	E.Lacy	FS	H.Clinton-Dix
FB	J.Kuhn		

**Sacks:** Peppers 10.5, Matthews 6.5, Daniels 4, Neal 4, Perry 3.5, Clinton-Dix 3, Elliott 3, D.Jones 3, Hyde 1, Palmer 1, Pannel 1, Rollins 1, Thomas 1, Raji 0.5, Packers 43.0, Opponents 47.0

Passing	Att	Cmp	Yds	Cmp%	Yds/Att	TD	Int	Int%	LG	Sck	Yds	Rtg
A.Rodgers	572	347	3821	60.7	6.68	31	5.4	8	1.4	65t	46/314	92.7
Tolzien	1	1	4	100.0	4.00	0	0.0	0	0.0	4	1/8	83.3
<b>Packers</b>	<b>573</b>	<b>348</b>	<b>3825</b>	<b>60.7</b>	<b>6.68</b>	<b>31</b>	<b>5.4</b>	<b>8</b>	<b>1.4</b>	<b>65t</b>	<b>47/322</b>	<b>92.7</b>
<b>Opponents</b>	<b>551</b>	<b>321</b>	<b>3898</b>	<b>58.3</b>	<b>7.07</b>	<b>20</b>	<b>3.6</b>	<b>16</b>	<b>2.9</b>	<b>68</b>	<b>43/256</b>	<b>80.1</b>

\* — rookie

# 10-6-0, .625, FIRST, NFC NORTH 2016

Head Coach:	Mike McCarthy	GB	Opp	Attend	Site	Starting QB	Temp
S 11	@ Jacksonville Jaguars	W	27	23	63,179	EBF	A.Rodgers 90
S 18	@ Minnesota Vikings	L	14	17	66,813	USS	A.Rodgers dome
S 25	Detroit Lions	W	34	27	78,411	LF	A.Rodgers 72
O 9	New York Giants	W	23	16	78,401	LF	A.Rodgers 49
O 16	Dallas Cowboys	L	16	30	78,481	LF	A.Rodgers 69
O 20	Chicago Bears	W	26	10	78,217	LF	A.Rodgers 47
O 30	@ Atlanta Falcons	L	32	33	70,165	GD	A.Rodgers dome
N 6	Indianapolis Colts	L	26	31	78,437	LF	A.Rodgers 68
N 13	@ Tennessee Titans	L	25	47	69,116	NS	A.Rodgers 56
N 20	@ Washington Redskins	L	24	42	77,137	FxF	A.Rodgers 38
N 28	@ Philadelphia Eagles	W	27	13	69,596	LFF	A.Rodgers 47
D 4	Houston Texans	W	21	13	77,867	LF	A.Rodgers 32
D 11	Seattle Seahawks	W	38	10	78,057	LF	A.Rodgers 26
D 18	@ Chicago Bears	W	30	27	61,137	SF	A.Rodgers 11
D 24	Minnesota Vikings	W	38	25	77,856	LF	A.Rodgers 37
J 1	@ Detroit Lions	W	31	24	66,345	FdF	A.Rodgers dome
			432	388	1,169,018		

Home: 6-2 (625.530) Away: 4-4 (543.488)

### NFC Wild Card Playoff

J 8	New York Giants	W	38	13	77,549	LF	A.Rodgers 14
-----	-----------------	---	----	----	--------	----	--------------

### NFC Divisional Playoff

J 15	@ Dallas Cowboys	W	34	31	93,396	ATS	A.Rodgers dome
------	------------------	---	----	----	--------	-----	----------------

### NFC Championship

J 22	@ Atlanta Falcons	L	21	44	71,127	GD	A.Rodgers dome
------	-------------------	---	----	----	--------	----	----------------

	GB	Opp	Rushing	No	Yds	Avg	Long	TD
<b>Total First Downs</b>	349	329	Montgomery	77	457	5.9	61	3
Rushing	91	80	A.Rodgers	67	369	5.5	23	4
Passing	222	227	Lacy	71	360	5.1	31	0
Penalty	36	22	Ripkowski	34	150	4.4	15	2
<b>Third Downs</b>	98/210	82/199	Starks	63	145	2.3	11	0
Efficiency	46.7	41.2	Michael	31	114	3.7	42t	1
<b>Fourth Downs</b>	7/17	12/18	Janis	2	38	19.0	19t	1
Efficiency	41.2	66.7	Cobb	10	33	3.3	14	0
<b>Possession Avg.</b>	31:14	28:46	*Jackson	10	32	3.2	7	0
<b>Total Net Yards</b>	5900	5823	K.Davis	5	5	1.0	4	0
Avg. Per Game	368.8	363.9	*Kerridge	1	0	0.0	0	0
Total Plays	1029	987	Hundley	3	-2	-0.7	0	0
Avg. Per Play	5.7	5.9	<b>Packers</b>	<b>374</b>	<b>1701</b>	<b>4.5</b>	<b>61</b>	<b>11</b>
<b>Net Yards Rushing</b>	1701	1515	<b>Opponents</b>	<b>376</b>	<b>1515</b>	<b>4.0</b>	<b>75t</b>	<b>11</b>
Avg. Per Game	106.3	94.7						
Total Rushes	374	376						
<b>Net Yards Passing</b>	4199	4308						
Avg. Per Game	262.4	269.3						
Sacked/Yards Lost	35/246	40/295						
Gross Yards	4445	4603						
Att./Completions	620/403	571/370						
Completion Pct.	65.0	64.8						
Had Intercepted	8	17						
<b>Punts/Average</b>	56/43.2	59/42.8						
Net Punting Avg.	39.1	38.5						
<b>Penalties/Yards</b>	100/827	109/964						
<b>Fumbles/Ball Lost</b>	21/9	13/8						
<b>Touchdowns</b>	51	45						
Rushing	11	11						
Passing	40	32						
Returns	0	2						

	GB	Opp	Rushing	No	Yds	Avg	Long	TD
<b>By Quarter</b>	Q1	Q2	Q3	Q4	OT	Pts		
Packers	93	145	59	135	0	432		
Opponents	82	122	62	122	0	388		

	W	L	T	Pct	Pts	OP
<b>NFC North</b>	10	6	0	.625	432	388
<b>Green Bay</b>	9	7	0	.563	346	358
Detroit	8	8	0	.500	327	307
Minnesota	3	13	0	.188	279	399

	No	Yds	Avg	Long	TD
<b>Receiving</b>	97	1257	13.0	60	14
Nelson	75	997	13.3	66t	12
Adams	60	610	10.2	47	4
Cobb	44	348	7.9	24	0
Montgomery	30	377	12.6	47	1
Cook	30	271	9.0	22	2
R.Rodgers	19	134	7.1	31t	2
Starks	12	202	16.8	39	2
*Allison	11	93	8.5	25	1
Janis	9	46	5.1	9	1
Ripkowski	4	35	8.8	13	0
Perillo	4	28	7.0	17	0
Lacy	3	24	8.0	9t	1
*T.Davis	2	11	5.5	10	0
Michael	2	4	2.0	10	0
K.Davis	1	8	8.0	8	0
Abderederis	1	8	8.0	8	0
<b>Packers</b>	<b>403</b>	<b>4445</b>	<b>11.0</b>	<b>66t</b>	<b>40</b>
<b>Opponents</b>	<b>370</b>	<b>4603</b>	<b>12.4</b>	<b>73t</b>	<b>32</b>

### Primary Starters

WR	J.Nelson	DT	M.Daniels
LT	D.Bakhtiari	NT	L.Guion
LG	L.Taylor	LOLB	J.Peppers
C	C.Linsley	N.Perry	
RG	T.Lang	ILB	J.Ryan
RT	B.Bulaga	ILB	*B.Martinez
TE	J.Cook		J.Thomas
	R.Rodgers	ROLB	C.Matthews
WR	R.Cobb	LCB	D.Randall
	D.Adams	RCB	L.Gunter
QB	A.Rodgers	CB	M.Hyde
RB	T.Montgomery	SS	M.Burnett
FB	A.Ripkowski	FS	H.Clinton-Dix

Scoring	TD	Ru	Pa	Rt	PAT	FG	S	Pts
Crosby	0	0	0	0	44/47	26/30	0	122
Nelson	14	0	14	0			0	84
Adams	12	0	12	0			0	74
A.Rodgers	4	4	0	0			0	26
Cobb	4	0	4	0			0	24
Montgomery	3	3	0	0			0	18
Ripkowski	3	2	1	0			0	18
*Allison	2	0	2	0			0	12
Janis	2	1	1	0			0	12
R.Rodgers	2	0	2	0			0	12
Starks	2	0	2	0			0	12
Cook	1	0	1	0			0	6
*T.Davis	1	0	1	0			0	6
Michael	1	1	0	0			0	6
<b>Packers</b>	<b>51</b>	<b>11</b>	<b>40</b>	<b>44/47</b>	<b>26/30</b>	<b>432</b>		
<b>Opponents</b>	<b>45</b>	<b>11</b>	<b>32</b>	<b>2</b>	<b>37/40</b>	<b>27/29</b>	<b>388</b>	

**2-Pt Conversions:** Adams, A.Rodgers, Packers  
2-4, Opponents 0-5

Field Goals	1-19	20-29	30-39	40-49	50+
Crosby	1/1	6/6	13/15	5/6	1/2
<b>Packers</b>	<b>1/1</b>	<b>6/6</b>	<b>13/15</b>	<b>5/6</b>	<b>1/2</b>
<b>Opponents</b>	<b>0/0</b>	<b>9/9</b>	<b>6/7</b>	<b>7/8</b>	<b>5/5</b>

Crosby	(25G,20G)	(36G,46G)	(44G,33G,25G)	(37G,43G,34G)	(32G,40G,31B)	(29G)	(34G,48B,27G)	(29G,38G)	(36G,36N)	(33G,32G)	(51N,38G)	(34G,18G,32G)	(48G)	(53G)	
<b>Opponents</b>	<b>(26G,39G,50G)</b>	<b>(46G)</b>	<b>(42G,43N,50G)</b>	<b>(47G,41G,30G)</b>	<b>(44G,22G,32G)</b>	<b>(39G)</b>	<b>(36G,40G)</b>	<b>(28G)</b>	<b>(51G,23G)</b>	<b>(37G)</b>	<b>(48G,50G)</b>	<b>(28G)</b>	<b>(26G,22G)</b>	<b>(22G,26G)</b>	<b>(39N,54G)</b>

Interceptions	No	Yds	Avg	Long	TD
Clinton-Dix	5	75	15.0	27	0
Randall	3	91	30.3	44	0
Hyde	3	11	3.7	11	0
Burnett	2	19	9.5	19	0
Thomas	1	9	9.0	9	0
*Martinez	1	4	4.0	4	0
Perry	1	0	0.0	0	0
Rollins	1	0	0.0	0	0
<b>Packers</b>	<b>17</b>	<b>209</b>	<b>12.3</b>	<b>44</b>	<b>0</b>
<b>Opponents</b>	<b>8</b>	<b>85</b>	<b>10.6</b>	<b>33</b>	<b>0</b>

Punting	No	Yds	Avg	TB	In	Lg	B
Schum	56	2420	43.2	4	19	65	0
<b>Packers</b>	<b>56</b>	<b>2420</b>	<b>43.2</b>	<b>4</b>	<b>19</b>	<b>65</b>	<b>0</b>
<b>Opponents</b>	<b>59</b>	<b>2525</b>	<b>42.8</b>	<b>1</b>	<b>24</b>	<b>67</b>	<b>0</b>

Punt Returns	Ret	FC	Yds	Avg	Long	TD
Hyde	11	6	64	5.8	19	0
*T.Davis	9	11	115	12.8	55	0
Cobb	4	4	54	13.5	23	0
*Evans	1	0	0	0.0	0	0
Randall	1	0	2	2.0	2	0
<b>Packers</b>	<b>26</b>	<b>21</b>	<b>235</b>	<b>9.0</b>	<b>55</b>	<b>0</b>
<b>Opponents</b>	<b>16</b>	<b>18</b>	<b>151</b>	<b>9.4</b>	<b>20</b>	<b>0</b>

Kickoff Returns	No	Yds	Avg	Long	TD
Montgomery	18	366	20.3	40	0
Janis	6	119	19.8	28	0
*T.Davis	3	64	21.3	26	0
Michael	3	64	21.3	30	0
K.Davis	1	18	18.0	18	0
R.Rodgers	1	0	0.0	0	0
<b>Packers</b>	<b>32</b>	<b>631</b>	<b>19.7</b>	<b>40</b>	<b>0</b>
<b>Opponents</b>	<b>41</b>	<b>1080</b>	<b>26.3</b>	<b>99t</b>	<b>1</b>

**Sacks:** Perry 11.0, Peppers 7.5, Matthews 5.0, Daniels 4.0, Burnett 3.0 \*Fackrell 2.0, \*Lowry 2.0, Elliott 1.0, Hyde 1.0, Jones 1.0, \*Martinez 1.0, Clinton-Dix 0.5, Packers 40.0, Opponents 35.0

\* - rookie

Passing	Att	Cmp	Yds	Cmp%	Yds/Att	TD	TD%	Int	Int%	LG	Sck/Yds	Rtg
A.Rodgers	610	401	4428	65.7	7.26	40	6.6	7	1.1	66t	35/246	104.2
Hundley	10	2	17	20.0	1.70	0	0.0	1	10.0	9	0/0	0.0
<b>Packers</b>	<b>620</b>	<b>403</b>	<b>4445</b>	<b>65.0</b>	<b>7.17</b>	<b>40</b>	<b>6.5</b>	<b>8</b>	<b>1.3</b>	<b>66t</b>	<b>35/246</b>	<b>102.3</b>
<b>Opponents</b>	<b>571</b>	<b>370</b>	<b>4603</b>	<b>64.8</b>	<b>8.06</b>	<b>32</b>	<b>5.6</b>	<b>17</b>	<b>3.0</b>	<b>73t</b>	<b>40/295</b>	<b>95.9</b>



# 7-9-0, .438, THIRD, NFC NORTH 2017

Head Coach:	Mike McCarthy	GB	Opp	Attend	Site	Starting QB	Temp	
S 10	Seattle Seahawks	W	17	9	78,381	LF	A.Rodgers	71
S 17	@ Atlanta Falcons	L	23	34	70,826	MBS	A.Rodgers	78
S 24	Cincinnati Bengals	+W	27	24	78,323	LF	A.Rodgers	89
S 28	Chicago Bears	W	35	14	78,362	LF	A.Rodgers	65
O 8	@ Dallas Cowboys	W	35	31	93,329	ATS	A.Rodgers	dome
O 15	@ Minnesota Vikings	L	10	23	66,848	USS	A.Rodgers	dome
O 22	New Orleans Saints	L	17	26	78,380	LF	B.Hundley	52
N 6	Detroit Lions	L	17	30	77,575	LF	B.Hundley	35
N 12	@ Chicago Bears	W	23	16	61,285	SF	B.Hundley	39
N 19	Baltimore Ravens	L	0	23	77,945	LF	B.Hundley	28
N 26	@ Pittsburgh Steelers	L	28	31	62,147	HF	B.Hundley	38
D 3	Tampa Bay Buccaneers	+W	26	20	77,684	LF	B.Hundley	42
D 10	@ Cleveland Browns	+W	27	21	67,431	FES	B.Hundley	29
D 17	@ Carolina Panthers	L	24	31	74,447	BAS	A.Rodgers	51
D 23	Minnesota Vikings	L	0	16	78,092	LF	B.Hundley	10
D 31	@ Detroit Lions	L	11	35	62,501	FdF	B.Hundley	dome
				320	384	1,183,556		
<b>Home:</b> 4-4 (624,742)		<b>Away:</b> 3-5 (558,814)				+ — overtime		

	GB	Opp	Rushing	No	Yds	Avg	Long	TD
<b>Total First Downs</b>	307	331	*Williams	153	556	3.6	25	4
Rushing	99	95	*A.Jones	81	448	5.5	46	4
Passing	176	211	Montgomery	71	273	3.8	37	3
Penalty	32	25	Hundley	36	270	7.5	24	2
<b>Third Downs</b>	83/211	89/208	A.Rodgers	24	126	5.3	18	0
Efficiency	39.3	42.8	Cobb	9	17	1.9	10	0
<b>Fourth Downs</b>	15/28	8/10	Davis	2	13	6.5	9	0
Efficiency	53.6	80.0	Ripkowski	5	13	2.6	4	0
<b>Possession Avg.</b>	28:47	31:13	Whitehead	1	7	7.0	7	0
<b>Total Net Yards</b>	4891	5582	*Mays	4	1	0.3	2	0
Avg. Per Game	305.7	348.9	<b>Packers</b>	<b>386</b>	<b>1724</b>	<b>4.5</b>	<b>46</b>	<b>13</b>
Total Plays	999	1014	<b>Opponents</b>	<b>464</b>	<b>1793</b>	<b>3.9</b>	<b>37</b>	<b>10</b>
Avg. Per Play	4.9	5.5						
<b>Net Yards Rushing</b>	1724	1793						
Avg. Per Game	107.8	112.1						
Total Rushes	386	464						
<b>Net Yards Passing</b>	3167	3789						
Avg. Per Game	197.9	236.8						
Sacked/Yards Lost	51/365	37/252						
Gross Yards	3532	4041						
Att./Completions	562/352	513/348						
Completion Pct.	62.6	67.8						
Had Intercepted	18	11						
<b>Punts/Average</b>	71/44.4	67/43.0						
Net Punting Avg.	41.6	38.1						
<b>Penalties/Yards</b>	96/789	94/832						
<b>Fumbles/Ball Lost</b>	14/7	20/11						
<b>Touchdowns</b>	40	42						
Rushing	13	10						
Passing	25	30						
Returns	2	2						

	Q1	Q2	Q3	Q4	OT	Pts
Packers	78	61	47	119	15	320
Opponents	71	130	73	110	0	384

NFC North	W	L	T	Pct	Pts	OP
Minnesota	13	3	0	.813	382	252
Detroit	9	7	0	.563	410	376
<b>Green Bay</b>	<b>7</b>	<b>9</b>	<b>0</b>	<b>.438</b>	<b>320</b>	<b>384</b>
Chicago	5	11	0	.313	264	320

	No	Yds	Avg	Long	TD
<b>Receiving</b>					
D.Adams	74	885	12.0	55	10
Cobb	66	653	9.9	46	4
Nelson	53	482	9.1	58	6
*Williams	25	262	10.5	54	2
Bennett	24	233	9.7	33	0
Allison	23	253	11.0	72	0
Montgomery	23	173	7.5	23	1
Kendricks	18	203	11.3	51	1
R.Rodgers	12	160	13.3	36	1
*A.Jones	9	22	2.4	9	0
Ripkowski	7	39	5.6	12	0
Davis	5	70	14.0	29	0
*M.Clark	4	41	10.3	19	0
*Mays	3	0	0.0	1	0
*Byrd	2	31	15.5	29	0
Janis	2	12	6.0	12	0
Hundley	1	10	10.0	10	0
Kerridge	1	3	3.0	3	0
<b>Packers</b>	<b>352</b>	<b>3532</b>	<b>10.0</b>	<b>72</b>	<b>25</b>
<b>Opponents</b>	<b>348</b>	<b>4041</b>	<b>11.6</b>	<b>71</b>	<b>30</b>

**Sacks:** Matthews 7.5, Perry 7.0, Daniels 5.0, K.Clark 4.5, Fackrell 3.0, \*J.Jones 2.0, Lowry 2.0, Brooks 1.5, Gilbert 1.0, House 1.0, Martinez 1.0, Ryan 1.0, J.Thomas 0.5, Packers 37.0, Opponents 51.0

\* — rookie

	Passing	Att	Cmp	Yds	Cmp%	Yds/Att	TD%	Int	Int%	LG	Sck/Yds	Rtng
Hundley	316	192	1836	60.8	5.81	9	2.8	12	3.8	55	29/197	70.6
A.Rodgers	238	154	1675	64.7	7.04	16	6.7	6	2.5	72	22/168	97.2
Callahan	7	5	11	71.4	1.57	0	0.0	0	0.0	9	0/0	74.1
Cobb	1	1	10	100.0	10.00	0	0.0	0	0.0	10	0/0	108.3
<b>Packers</b>	<b>562</b>	<b>352</b>	<b>3532</b>	<b>62.6</b>	<b>6.28</b>	<b>25</b>	<b>4.4</b>	<b>18</b>	<b>3.2</b>	<b>72</b>	<b>51/365</b>	<b>81.9</b>
<b>Opponents</b>	<b>513</b>	<b>348</b>	<b>4041</b>	<b>67.8</b>	<b>7.88</b>	<b>30</b>	<b>5.8</b>	<b>11</b>	<b>2.1</b>	<b>71</b>	<b>37/252</b>	<b>102.0</b>

Scoring	TD	Ru	Pa	Pt	PAT	FG	S	PTS
Crosby	0	0	0	0	0/33/35	15/19	0	78
D.Adams	10	0	10	0	0	0	0	60
Nelson	6	0	6	0	0	0	0	36
*Williams	6	4	2	0	0	0	0	36
Cobb	4	0	4	0	0	0	0	26
*A.Jones	4	4	0	0	0	0	0	24
Montgomery	4	3	1	0	0	0	0	24
Hundley	2	2	0	0	0	0	0	12
Kendricks	1	0	1	0	0	0	0	6
Lowry	1	0	0	1	0	0	0	6
Randall	1	0	0	1	0	0	0	6
R.Rodgers	1	0	1	0	0	0	0	6
<b>Packers</b>	<b>40</b>	<b>13</b>	<b>25</b>	<b>3</b>	<b>33/35</b>	<b>15/19</b>	<b>0</b>	<b>320</b>
<b>Opponents</b>	<b>42</b>	<b>10</b>	<b>30</b>	<b>2</b>	<b>38/40</b>	<b>30/33</b>	<b>0</b>	<b>384</b>
2-Pt Conversions: Cobb, Packers 1-3, Opponents 2-2								

Field Goals	1-19	20-29	30-39	40-49	50+
Crosby	0/0	8/8	2/4	4/4	1/3
<b>Packers</b>	<b>0</b>	<b>10</b>	<b>8/8</b>	<b>2/4</b>	<b>4/4</b>
<b>Opponents</b>	<b>1/1</b>	<b>6/6</b>	<b>10/10</b>	<b>9/11</b>	<b>4/5</b>
<b>Crosby:</b> (40G)(28G)(28G,27G)(22G)(26G)(59N,46G)(38B,35G)(40G,24G,50G,35N)(57N)(37G,22G)(28G)(1)(41G)					
<b>Opponents:</b> (33G)(36G,41G)(51G,53G)(48N,46G)(47N)(43G)(36G,34G,53G)(28G,44G)(55N,44G,19G,31G)(45G,44G,49G)(32G,39G,23G)(53G)(36G,30G)(1)(33G)(49G,20G,27G)(28G,30G)					

Interceptions	No	Yds	Avg	Long	TD
Randall	4	35	8.8	21	1
Clinton-Dix	3	5	1.7	3	0
Brice	1	11	11.0	11	0
Martinez	1	3	3.0	3	0
House	1	0	0.0	0	0
*J.Jones	1	0	0.0	0	0
<b>Packers</b>	<b>11</b>	<b>54</b>	<b>4.9</b>	<b>21</b>	<b>1</b>
<b>Opponents</b>	<b>18</b>	<b>195</b>	<b>10.8</b>	<b>75</b>	<b>1</b>

Punting	No	Yds	Avg	TB	In	Lg	B
Vogel	71	3155	44.4	2	19	62	0
<b>Packers</b>	<b>71</b>	<b>3155</b>	<b>44.4</b>	<b>2</b>	<b>19</b>	<b>62</b>	<b>0</b>
<b>Opponents</b>	<b>67</b>	<b>2884</b>	<b>43.0</b>	<b>2</b>	<b>35</b>	<b>59</b>	<b>0</b>

Punt Returns	Ret	FC	Yds	Avg	Long	TD
Davis	24	22	289	12.0	65	0
Allison	1	0	0	0.0	0	0
*Brown	1	0	0	0.0	0	0
Whitehead	1	0	0	0.0	0	0
<b>Packers</b>	<b>27</b>	<b>22</b>	<b>289</b>	<b>10.7</b>	<b>65</b>	<b>0</b>
<b>Opponents</b>	<b>29</b>	<b>24</b>	<b>164</b>	<b>5.7</b>	<b>28</b>	<b>0</b>

Kickoff Returns	No	Yds	Avg	Long	TD
Davis	31	707	22.8	34	0
Janis	3	43	14.3	17	0
Fackrell	1	11	11.0	11	0
<b>Packers</b>	<b>35</b>	<b>761</b>	<b>21.7</b>	<b>34</b>	<b>0</b>
<b>Opponents</b>	<b>30</b>	<b>665</b>	<b>22.2</b>	<b>43</b>	<b>0</b>

## Primary Starters

WR	J.Nelson	DT	M.Daniels
LT	D.Bakhtiari	NT	K.Clark
LG	L.Taylor	DE	D.Lowry
C	C.Linsley	LOLB	C.Matthews
RG	J.Evans	ILB	J.Ryan
RT	B.Bulaga	ILB	B.Martinez
TE	L.Kendricks	ROLB	N.Perry
WR	R.Cobb	LCB	D.House
WR	D.Adams	RCB	D.Randall
QB	B.Hundley	*K.King	
	A.Rodgers	SS	M.Burnett
RB	J.Williams	FS	H.Clinton-Dix

OVERALL					HOME					GREEN BAY					MILWAUKEE					AWAY				
Year	W	L	T	Pct	Year	W	L	T	Pct	Year	W	L	T	Pct	Year	W	L	T	Pct	Year	W	L	T	Pct
1921	3	2	1	.600	1921	3	1	0	.750	1921	3	1	0	.750	1921	-	-	-	-	1921	0	1	1	.000
1922	4	3	3	.571	1922	3	1	1	.750	1922	3	1	1	.750	1922	-	-	-	-	1922	*1	2	2	.333
1923	7	2	1	.778	1923	4	2	1	.667	1923	4	2	1	.667	1923	-	-	-	-	1923	3	0	0	1.000
1924	7	4	0	.636	1924	5	0	0	1.000	1924	5	0	0	1.000	1924	-	-	-	-	1924	2	4	0	.333
1925	8	5	0	.615	1925	6	0	0	1.000	1925	6	0	0	1.000	1925	-	-	-	-	1925	2	5	0	.286
1926	7	3	3	.700	1926	4	1	2	.800	1926	4	1	2	.800	1926	-	-	-	-	1926	3	2	1	.600
1927	7	2	1	.778	1927	6	1	0	.857	1927	6	1	0	.857	1927	-	-	-	-	1927	1	1	1	.500
1928	6	4	3	.600	1928	3	2	2	.600	1928	3	2	2	.600	1928	-	-	-	-	1928	3	2	1	.600
1929	12	0	0	1.000	1929	5	0	0	1.000	1929	5	0	0	1.000	1929	-	-	-	-	1929	7	0	0	1.000
1930	10	3	1	.769	1930	6	0	0	1.000	1930	6	0	0	1.000	1930	-	-	-	-	1930	4	3	1	.571
1931	12	2	0	.857	1931	8	0	0	1.000	1931	8	0	0	1.000	1931	-	-	-	-	1931	4	2	0	.667
1932	10	3	1	.769	1932	5	0	1	1.000	1932	5	0	1	1.000	1932	-	-	-	-	1932	5	3	0	.625
1933	5	7	1	.417	1933	3	2	1	.600	1933	3	1	1	.750	1933	0	1	0	.000	1933	2	5	0	.286
1934	7	6	0	.538	1934	4	3	0	.571	1934	3	2	0	.600	1934	1	1	0	.500	1934	3	3	0	.500
1935	8	4	0	.667	1935	5	2	0	.714	1935	4	1	0	.800	1935	1	1	0	.500	1935	3	2	0	.600
1936	10	1	1	.909	1936	5	1	0	.833	1936	3	1	0	.750	1936	2	0	0	1.000	1936	5	0	0	1.000
1937	7	4	0	.636	1937	4	2	0	.667	1937	2	2	0	.500	1937	2	0	0	1.000	1937	3	2	0	.600
1938	8	3	0	.727	1938	4	2	0	.667	1938	2	2	0	.500	1938	2	0	0	1.000	1938	*4	1	0	.800
1939	9	2	0	.818	1939	5	1	0	.833	1939	3	1	0	.750	1939	2	0	0	1.000	1939	4	1	0	.800
1940	6	4	0	.600	1940	4	2	0	.667	1940	2	2	0	.500	1940	2	0	0	1.000	1940	2	2	1	.500
1941	10	1	0	.909	1941	5	1	0	.833	1941	2	1	0	.667	1941	3	0	0	1.000	1941	5	0	0	1.000
1942	8	2	1	.800	1942	4	1	0	.800	1942	2	1	0	.667	1942	2	0	0	1.000	1942	4	1	1	.800
1943	7	2	1	.778	1943	2	1	1	.667	1943	1	0	1	1.000	1943	1	1	0	.500	1943	5	1	0	.833
1944	8	2	0	.800	1944	5	0	0	1.000	1944	3	0	0	1.000	1944	2	0	0	1.000	1944	3	2	0	.600
1945	6	4	0	.600	1945	4	1	0	.800	1945	2	1	0	.667	1945	2	0	0	1.000	1945	2	3	0	.400
1946	6	5	0	.545	1946	2	3	0	.400	1946	1	2	0	.333	1946	1	1	0	.500	1946	4	2	0	.667
1947	6	5	1	.545	1947	4	2	0	.667	1947	2	1	0	.667	1947	2	1	0	.667	1947	2	3	1	.400
1948	3	9	0	.250	1948	2	4	0	.333	1948	2	1	0	.667	1948	0	3	0	.000	1948	1	5	0	.167
1949	2	10	0	.167	1949	1	5	0	.167	1949	0	3	0	.000	1949	1	2	0	.333	1949	1	5	0	.167
1950	3	9	0	.250	1950	3	3	0	.500	1950	2	2	0	.500	1950	1	1	0	.500	1950	0	6	0	.000
1951	3	9	0	.250	1951	2	4	0	.333	1951	1	3	0	.250	1951	1	1	0	.500	1951	1	5	0	.167
1952	6	6	0	.500	1952	3	3	0	.500	1952	1	2	0	.333	1952	2	1	0	.667	1952	3	3	0	.500
1953	2	9	1	.182	1953	1	5	0	.167	1953	1	2	0	.333	1953	0	3	0	.000	1953	1	4	1	.200
1954	4	8	0	.333	1954	2	4	0	.333	1954	0	3	0	.000	1954	2	1	0	.667	1954	2	4	0	.333
1955	6	6	0	.500	1955	5	1	0	.833	1955	3	0	0	1.000	1955	2	1	0	.667	1955	1	5	0	.167
1956	4	8	0	.333	1956	2	4	0	.333	1956	0	3	0	.000	1956	2	1	0	.667	1956	2	4	0	.333
1957	3	9	0	.250	1957	1	5	0	.167	1957	1	2	0	.333	1957	0	3	0	.000	1957	2	4	0	.333
1958	1	10	1	.091	1958	1	4	1	.200	1958	1	2	1	.333	1958	0	2	0	.000	1958	0	6	0	.000
1959	7	5	0	.583	1959	4	2	0	.667	1959	4	0	0	1.000	1959	0	2	0	.000	1959	3	3	0	.500
1960	8	4	0	.667	1960	4	2	0	.667	1960	3	1	0	.750	1960	1	1	0	.500	1960	4	2	0	.667
1961	11	3	0	.786	1961	6	1	0	.857	1961	4	0	0	1.000	1961	2	1	0	.667	1961	5	2	0	.714
1962	13	1	0	.929	1962	7	0	0	1.000	1962	4	0	0	1.000	1962	3	0	0	1.000	1962	6	1	0	.857
1963	11	2	1	.846	1963	6	1	0	.857	1963	3	1	0	.750	1963	3	0	0	1.000	1963	5	1	1	.833
1964	8	5	1	.615	1964	4	3	0	.571	1964	2	2	0	.500	1964	2	1	0	.667	1964	4	2	1	.667
1965	10	3	1	.769	1965	6	1	0	.857	1965	3	1	0	.750	1965	3	0	0	1.000	1965	4	2	1	.667
1966	12	2	0	.857	1966	6	1	0	.857	1966	3	1	0	.750	1966	3	0	0	1.000	1966	6	1	0	.857
1967	9	4	1	.692	1967	4	2	1	.667	1967	2	1	1	.667	1967	2	1	0	.667	1967	5	2	0	.714
1968	6	7	1	.462	1968	2	5	0	.286	1968	1	3	0	.250	1968	1	2	0	.333	1968	4	2	1	.667
1969	8	6	0	.571	1969	5	2	0	.714	1969	3	1	0	.750	1969	2	1	0	.667	1969	3	4	0	.429
1970	6	8	0	.429	1970	4	2	0	.667	1970	2	2	0	.500	1970	2	1	0	.667	1970	2	5	0	.286
1971	4	8	2	.333	1971	3	3	1	.500	1971	2	2	0	.500	1971	1	1	1	.500	1971	1	5	1	.167
1972	10	4	0	.714	1972	4	3	0	.571	1972	2	2	0	.500	1972	2	1	0	.667	1972	6	1	0	.857
1973	5	7	2	.429	1973	3	2	2	.571	1973	1	2	1	.375	1973	2	0	1	.833	1973	2	5	0	.286
1974	6	8	0	.429	1974	4	3	0	.571	1974	1	3	0	.250	1974	3	0	0	1.000	1974	2	5	0	.286
1975	4	10	0	.286	1975	3	4	0	.429	1975	2	2	0	.500	1975	1	2	0	.333	1975	1	6	0	.143
1976	5	9	0	.357	1976	4	3	0	.571	1976	2	2	0	.500	1976	2	1	0	.667	1976	1	6	0	.143
1977	4	10	0	.286	1977	2	5	0	.286	1977	1	3	0	.250	1977	1	2	0	.333	1977	2	5	0	.286
1978	8	7	1	.531	1978	5	2	1	.688	1978	2	1	1	.625	1978	3	1	0	.750	1978	3	5	0	.375
1979	5	11	0	.313	1979	4	4	0	.500	1979	1	4	0	.200	1979	3	0	0	1.000	1979	1	7	0	.125
1980	5	10	1	.344	1980	4	4	0	.500	1980	3	1	0	.750	1980	1	3	0	.250	1980	1	6	1	.188
1981	8	8	0	.500	1981	4	4	0	.500	1981	3	2	0	.600	1981	1	2	0	.333	1981	4	4	0	.500
1982	5	3	1	.611	1982	3	1	0	.750	1982	0	1	0	.000	1982	3	0	0	1.000	1982	2	2	1	.500
1983	8	8	0	.500	1983	5	3	0	.625	1983	3	2	0	.600	1983	2	1	0	.667	1983	3	5	0	.375
1984	8	8	0	.500	1984	5	3	0	.625	1984	3	2	0	.600	1984	2	1	0	.667	1984	3	5	0	.375
1985	8	8	0	.500	1985	5	3	0	.625	1985	3	2	0	.600	1985	2	1	0	.667	1985	3	5	0	.375
1986	4	12	0	.250	1986	1																		

OVERALL					HOME				GREEN BAY				MILWAUKEE				AWAY							
Year	W	L	T	Pct	Year	W	L	T	Pct	Year	W	L	T	Pct	Year	W	L	T	Pct	Year	W	L	T	Pct
1996	13	3	0	.813	1996	8	0	0	1.000	1996	8	0	0	1.000	1996	5	3	0	.625	1996	5	3	0	.625
1997	13	3	0	.813	1997	8	0	0	1.000	1997	8	0	0	1.000	1997	5	3	0	.625	1997	5	3	0	.625
1998	11	5	0	.688	1998	7	1	0	.875	1998	7	1	0	.875	1998	4	4	0	.500	1998	4	4	0	.500
1999	8	8	0	.500	1999	5	3	0	.625	1999	5	3	0	.625	1999	3	5	0	.375	1999	3	5	0	.375
2000	9	7	0	.563	2000	6	2	0	.750	2000	6	2	0	.750	2000	4	4	0	.500	2000	3	5	0	.375
2001	12	4	0	.750	2001	7	1	0	.875	2001	7	1	0	.875	2001	4	4	0	.500	2001	5	3	0	.625
2002	12	4	0	.750	2002	8	0	0	1.000	2002	8	0	0	1.000	2002	5	3	0	.625	2002	4	4	0	.500
2003	10	6	0	.625	2003	5	3	0	.625	2003	5	3	0	.625	2003	4	4	0	.500	2003	5	3	0	.625
2004	10	6	0	.625	2004	4	4	0	.500	2004	4	4	0	.500	2004	3	5	0	.375	2004	6	2	0	.750
2005	4	12	0	.250	2005	3	5	0	.375	2005	3	5	0	.375	2005	2	6	0	.250	2005	1	7	0	.125
2006	8	8	0	.500	2006	3	5	0	.375	2006	3	5	0	.375	2006	2	6	0	.250	2006	5	3	0	.625
2007	13	3	0	.813	2007	7	1	0	.875	2007	7	1	0	.875	2007	4	4	0	.500	2007	6	2	0	.750
2008	6	10	0	.375	2008	4	4	0	.500	2008	4	4	0	.500	2008	2	6	0	.250	2008	2	6	0	.250
2009	11	5	0	.688	2009	6	2	0	.750	2009	6	2	0	.750	2009	5	3	0	.625	2009	5	3	0	.625
2010	10	6	0	.625	2010	7	1	0	.875	2010	7	1	0	.875	2010	4	4	0	.500	2010	3	5	0	.375
2011	15	1	0	.938	2011	8	0	0	1.000	2011	8	0	0	1.000	2011	5	3	0	.625	2011	7	1	0	.875
2012	11	5	0	.688	2012	7	1	0	.875	2012	7	1	0	.875	2012	4	4	0	.500	2012	4	4	0	.500
2013	8	7	1	.531	2013	4	3	1	.563	2013	4	3	1	.563	2013	3	5	0	.375	2013	4	4	0	.500
2014	12	4	0	.750	2014	8	0	0	1.000	2014	8	0	0	1.000	2014	4	4	0	.500	2014	4	4	0	.500
2015	10	6	0	.625	2015	5	3	0	.625	2015	5	3	0	.625	2015	5	3	0	.625	2015	5	3	0	.625
2016	10	6	0	.625	2016	6	2	0	.750	2016	6	2	0	.750	2016	4	4	0	.500	2016	4	4	0	.500
2017	7	9	0	.438	2017	4	4	0	.500	2017	4	4	0	.500	2017	3	5	0	.375	2017	3	5	0	.375
<b>737 562 37 .567</b>					<b>429 226 17 .654</b>				<b>324 165 14 .662</b>				<b>105 61 3 .631</b>				<b>#308 336 20 .478</b>							

\* includes one neutral-site victory

# includes two neutral-site victories

### ALL-TIME VS. NFC CENTRAL

Year	W-L-T	Home	Road	Chi	Det	Min	TB
1970	2-4-0	2-1-0	0-3-0	1-1-0	0-2-0	1-1-0	--
1971	2-3-1	1-1-1	1-2-0	2-0-0	0-1-1	0-2-0	--
1972	<b>5-1-0</b>	<b>2-1-0</b>	<b>3-0-0</b>	<b>2-0-0</b>	<b>2-0-0</b>	<b>1-1-0</b>	--
1973	1-4-1	0-2-1	1-2-0	1-1-0	0-1-1	0-2-0	--
1974	3-3-0	2-1-0	1-2-0	1-1-0	1-1-0	1-1-0	--
1975	1-5-0	1-2-0	0-3-0	1-1-0	0-2-0	0-2-0	--
1976	1-5-0	1-2-0	0-3-0	0-2-0	1-1-0	0-2-0	--
1977	2-5-0	1-2-0	1-3-0	0-2-0	1-1-0	0-2-0	1-0-0
1978	5-2-1	3-0-1	2-2-0	1-1-0	2-0-0	0-1-1	2-0-0
1979	3-5-0	2-2-0	1-3-0	0-2-0	2-0-0	1-1-0	0-2-0
1980	3-4-1	2-2-0	1-2-1	1-1-0	0-2-0	2-0-0	0-1-1
1981	4-4-0	2-2-0	2-2-0	2-0-0	1-1-0	1-1-0	0-2-0
1982	1-2-0	1-1-0	0-1-0	0-0-0	0-2-0	1-0-0	0-0-0
1983	4-4-0	2-2-0	2-2-0	1-1-0	0-2-0	1-1-0	2-0-0
1984	5-3-0	3-1-0	2-2-0	1-1-0	1-1-0	2-0-0	1-1-0
1985	6-2-0	3-1-0	3-1-0	0-2-0	2-0-0	2-0-0	2-0-0
1986	3-5-0	1-3-0	2-2-0	0-2-0	1-1-0	0-2-0	2-0-0
1987	3-4-0	1-3-0	2-1-0	0-2-0	1-1-0	2-0-0	0-1-0
1988	2-6-0	1-3-0	1-3-0	0-2-0	0-2-0	2-0-0	0-2-0
1989	5-3-0	3-1-0	2-2-0	2-0-0	1-1-0	1-1-0	1-1-0
1990	3-5-0	2-2-0	1-3-0	0-2-0	1-1-0	1-1-0	1-1-0
1991	3-5-0	1-3-0	2-2-0	0-2-0	0-2-0	1-1-0	2-0-0
1992	4-4-0	2-2-0	2-2-0	1-1-0	2-0-0	0-2-0	1-1-0
1993	4-4-0	3-1-0	1-3-0	1-1-0	1-1-0	0-2-0	2-0-0
1994	6-2-0	4-0-0	2-2-0	2-0-0	1-1-0	1-1-0	2-0-0
1995	<b>5-3-0</b>	<b>4-0-0</b>	<b>1-3-0</b>	<b>2-0-0</b>	<b>1-1-0</b>	<b>1-1-0</b>	<b>1-1-0</b>
1996	<b>7-1-0</b>	<b>4-0-0</b>	<b>3-1-0</b>	<b>2-0-0</b>	<b>2-0-0</b>	<b>1-1-0</b>	<b>2-0-0</b>
1997	<b>7-1-0</b>	<b>4-0-0</b>	<b>3-1-0</b>	<b>2-0-0</b>	<b>1-1-0</b>	<b>2-0-0</b>	<b>2-0-0</b>
1998	4-4-0	3-1-0	1-3-0	2-0-0	1-1-0	0-2-0	1-1-0
1999	4-4-0	3-1-0	1-3-0	1-1-0	1-1-0	1-1-0	1-1-0
2000	5-3-0	3-1-0	2-2-0	1-1-0	1-1-0	2-0-0	1-1-0
2001	6-2-0	4-0-0	2-2-0	2-0-0	2-0-0	1-1-0	1-1-0

119-112-4 71-44-3 48-68-1 32-30-0 30-32-2 29-33-1 28-17-1

first-place finishes in bold

### FOR THE RECORD

Founded as a town team in 1919, with Woodrow Wilson in the White House, the Green Bay Packers own a 737-562-37 regular-season record in their 97 NFL seasons (1921-2017) — a .567 winning percentage. They played independently from 1919-1920.

The Packers are 324-165-14 (.662) in Green Bay and were 105-61-3 (.631) in Milwaukee for an overall home mark of 429-226-17 (.654). The team played league games in Milwaukee annually from 1933-94.

On the road, Green Bay stands 308-336-20 (.478), a mark that includes two neutral-site contests.

Over their 99 years of existence, the Packers have played a total of 1,810 games. The overall breakdown:

All-Time	W	L	T	Pct
Regular Season, NFL	737	562	37	.567
Playoffs	34	22	0	.607
Preseason	217	153	9	.586
Other Non-League Games	1	2	0	.300
Independent, 1919-1920	19	2	1	.905
<b>Totals</b>	<b>1,019</b>	<b>742</b>	<b>49</b>	<b>.578</b>

#### BY DECADE, REGULAR SEASON

Year	Overall	Pct	Home	Pct	Away	Pct
1921-29	61-25-13	.709	39-8-6	.830	22-17-7	.564
1930-39	86-35-4	.711	49-13-2	.790	37-22-2	.627
1940-49	62-44-4	.585	33-20-1	.623	29-24-3	.547
1950-59	39-79-2	.331	24-35-1	.407	15-44-1	.254
1960-69	96-37-5	.722	50-18-1	.735	46-19-4	.708
1970-79	57-82-5	.412	36-32-4	.528	21-50-1	.296
1980-89	65-84-3	.438	37-38-1	.493	28-46-2	.382
1990-99	93-67-0	.581	59-21-0	.738	34-46-0	.425
2000-09	95-65-0	.594	53-27-0	.663	42-38-0	.525
2010-pres.	83-44-1	.652	49-14-1	.773	34-30-0	.531

Note: From 1921-71, tie games were not included in winning percentage.

### LARGEST MARGINS

#### ... of Victory

- 53 points (56-3), Oct. 23, 1966, vs. Atlanta at Milw.
- 49 points (49-0), Sept. 30, 1962, vs. Chicago Bears
- 49 points (49-0), Nov. 11, 1962, at Philadelphia
- 49 points (52-3), Oct. 9, 2005, vs. New Orleans
- 48 points (55-7), Nov. 12, 1967, vs. Cleveland Browns at Milw.
- 48 points (55-7), Dec. 23, 2012, vs. Tennessee Titans
- 47 points (47-0), Oct. 15, 1933, vs. Pittsburgh Pirates
- 47 points (54-7), Nov. 23, 1941, at Pittsburgh Steelers
- 43 points (50-7), Nov. 24, 1940, at Detroit
- 42 points (45-3), Oct. 9, 1988, vs. New England at Milw.
- 41 points (41-0), Oct. 14, 1934, vs. Cincinnati
- 41 points (55-14), Oct. 2, 1983, vs. Tampa Bay
- 41 points (55-14), Nov. 9, 2014, vs. Chicago Bears
- 38 points (45-7), Oct. 8, 1961, vs. Baltimore Colts
- 38 points (48-10), Dec. 27, 2009, vs. Seattle
- 38 points (45-7), Nov. 7, 2010, vs. Dallas Cowboys
- 38 points (45-7), Nov. 14, 2011, vs. Minnesota

#### ... of Defeat

- 56 points (56-0), Nov. 2, 1958, at Baltimore Colts
- 54 points (61-7), Dec. 7, 1980, at Chicago Bears
- 46 points (49-3), Nov. 21, 1948, vs. N.Y. Giants at Milw.
- 45 points (48-3), Dec. 19, 2005, at Baltimore Ravens
- 41 points (48-7), Oct. 2, 1949, vs. L.A. Rams
- 40 points (40-0), Sept. 20, 1970, vs. Detroit
- 39 points (45-6), Oct. 18, 1959, vs. L.A. Rams at Milw.
- 38 points (45-7), Sept. 26, 1948, vs. Chicago Bears
- 38 points (45-7), Sept. 17, 1950, vs. Detroit
- 37 points (51-14), Dec. 3, 1950, at L.A. Rams
- 35 points (42-7), Dec. 5, 1948, at Chicago Cardinals
- 35 points (52-17), Oct. 26, 1952, vs. Detroit
- 35 points (35-0), Dec. 5, 1954, at San Francisco
- 35 points (42-7), Sept. 28, 1986, at Minnesota
- 35 points (35-0), Nov. 19, 2006, vs. New England

# THIRTEEN TIMES WORLD CHAMPIONS

The Green Bay Packers have won more championships – 13 – than any other team in National Football League history.

- They won their first three by league standing (1929, 1930 and 1931), and 10 since the NFL's playoff system was established in 1933 (1936, 1939, 1944, 1961, 1962, 1965, 1966, 1967, 1996 and 2010).
- Green Bay also is the only NFL team to win three straight titles, having done it twice (1929-31 and 1965-67).
- In addition, the Packers won the first two Super Bowls (vs. Kansas City in 1966, 35-10, and vs. Oakland in 1967, 33-14), as well as Super Bowls in 1996 vs. New England (35-21) and in 2010 vs. Pittsburgh (31-25).
- Since the league implemented a playoff system in 1933, the Packers have played in the NFL's deciding game 13 times (10 NFL title appearances from 1936-67, three Super Bowls after the 1970 merger). Only the Giants (19) have played for more titles.



## GREEN BAY'S 13 NFL CHAMPIONSHIP SEASONS

### Most World Championships

- 13 Green Bay Packers
- 9 Chicago Bears
- 8 New York Giants
- 6 Pittsburgh Steelers
- 5 Dallas Cowboys
- New England Patriots
- San Francisco 49ers
- Washington Redskins
- 4 Cleveland Browns
- Detroit Lions
- Indianapolis/Baltimore Colts
- Philadelphia Eagles

Year	Head Coach	Regular Season		—Title Game—		
		Record	Pct	Opponent	Final (League Standing)	Site
1929	Curly Lambeau	12-0-1	1.000			
1930	Curly Lambeau	10-3-1	.769			
1931	Curly Lambeau	12-2-0	.857			
1936	Curly Lambeau	10-1-1	.909	Boston Redskins	21-6	New York
1939	Curly Lambeau	9-2-0	.818	New York Giants	27-0	Milwaukee
1944	Curly Lambeau	8-2-0	.800	New York Giants	14-7	New York
1961	Vince Lombardi	11-3-0	.786	New York Giants	37-0	Green Bay
1962	Vince Lombardi	13-1-0	.929	New York Giants	16-7	New York
1965	Vince Lombardi	10-3-1	.769	Cleveland Browns	23-12	Green Bay
1966	Vince Lombardi	12-2-0	.857	Dallas Cowboys	34-27	Dallas
				Kansas City Chiefs <sup>1</sup>	35-10	Los Angeles
1967	Vince Lombardi	9-4-1	.692	Dallas Cowboys	21-17	Green Bay
				Oakland Raiders <sup>2</sup>	33-14	Miami
1996	Mike Holmgren	13-3-0	.813	New England Patriots <sup>3</sup>	35-21	New Orleans
2010	Mike McCarthy	10-6-0	.625	Pittsburgh Steelers <sup>4</sup>	31-25	Arlington, TX

<sup>1</sup>—Super Bowl I

<sup>2</sup>—Super Bowl II

<sup>3</sup>—Super Bowl XXXI

<sup>4</sup>—Super Bowl XLV

## GREEN BAY'S FIVE SUPER BOWL APPEARANCES

Game	Date	AFL/AFC Champion	Result	MVP	Site	Attendance
Super Bowl I	Jan. 15, 1967	Kansas City Chiefs	W, 35-10	Bart Starr	Los Angeles Memorial Coliseum	61,946
Super Bowl II	Jan. 14, 1968	Oakland Raiders	W, 33-14	Bart Starr	Miami Orange Bowl	75,546
Super Bowl XXXI	Jan. 26, 1997	New England Patriots	W, 35-21	Desmond Howard	Louisiana Superdome, New Orleans	72,301
Super Bowl XXXII	Jan. 25, 1998	Denver Broncos	L, 31-24	Terrell Davis	Qualcomm Stadium, San Diego	68,912
Super Bowl XLV	Feb. 6, 2011	Pittsburgh Steelers	W, 31-25	Aaron Rodgers	Cowboys Stadium, Arlington	91,060


▶ See the Super Bowl ring history for the Green Bay Packers on page 494





# SUPER BOWL I

GREEN BAY 35, KANSAS CITY 10



*Los Angeles Memorial Coliseum, Sunday, Jan. 15, 1967; Attendance: 61,946; Time: 2:37; Weather: 72° F; sunny, hazy*

The Packers launched the Super Bowl series by whipping Kansas City's AFL champions, 35-10, behind Bart Starr, Max McGee and a key interception by All-Pro safety Willie Wood.

Vince Lombardi's repeating NFL champions broke open the game with their second-half touchdowns. Wood set up the first, returning an interception 50 yards to the Chiefs' 5, with the Packers up only 14-10. Len Dawson's pass was intended for Kansas City tight end Fred Arbanas.

McGee, replacing Boyd Dowler (injured on the Packers' first series), after having caught only four passes all season, snared seven from Starr for 138 yards and two touchdowns. Elijah Pitts ran for two other scores, one on a 5-yard run in the third quarter, the other on a 1-yard bolt in the final period.

The Chiefs' lone touchdown came on a 7-yard pass from Dawson to Curtis McClinton.

Starr, the game's first MVP, completed 16 of 23 passes for 250 yards and two TDs. The aging McGee caught both scores, 37 yards in the first quarter and a 13-yard catch in the decisive third period.

The Packers collected \$15,000 per man and the Chiefs \$7,500 apiece – the largest single-game shares in the history of team sports at the time. The game was not a sellout; more than 30,000 seats remained empty.



Max McGee

### Kansas City Chiefs

Offense			Defense		
LE	88	C.Burford	LE	75	J.Mays
LT	77	J.Tyrer	LT	58	A.Rice
LG	71	E.Budde	RT	86	B.Buchanan
C	66	W.Frazier	RE	85	C.Hurston
RG	64	C.Merz	LLB	78	B.Bell
RT	73	D.Hill	MLB	69	S.Headrick
RE	84	F.Arbanas	RLB	55	E.Holub
QB	16	L.Dawson	LC	24	F.Williamson
HB	21	M.Garrett	RC	22	W.Mitchell
FB	32	C.McClinton	LS	20	B.Hunt
FL	89	O.Taylor	RS	42	J.Robinson

### Green Bay Packers

Offense			Defense		
LE	84	C.Dale	LE	87	W.Davis
LT	76	B.Skoronski	LT	77	R.Kostelnik
LG	63	F.Thurston	RE	74	H.Jordan
C	50	B.Curry	RT	82	L.Aldridge
RG	64	J.Kramer	LLB	89	D.Robinson
RT	75	F.Fregg	MLB	66	R.Nitschke
RE	81	M.Fleming	RLB	60	L.Caffey
QB	15	B.Starr	LC	26	H.Aderley
HB	22	E.Pitts	RC	21	B.Jeter
FB	31	J.Taylor	LS	40	T.Brown
SE	86	B.Dowler	RS	24	W.Wood

Referee: Norm Schachter (NFL)

	1	2	3	4	Total
Kansas City . . . . .	0	10	0	0	10
Green Bay . . . . .	7	7	14	7	35

### FIELD GOALS (made ( ) & missed)

M.Mercer (31) 40WR

### Team Qtr Time Play Description (Extra Point) (Drive Info)

Packers	1	6:04	M.McGee 37 yd. pass from B.Starr (D.Chandler kick) (6-80, 3:06)	0	7
Chiefs	2	10:40	C.McClinton 7 yd. pass from L.Dawson (M.Mercer kick) (6-66, 3:44)	7	7
Packers	2	4:37	J.Taylor 14 yd. run (D.Chandler kick) (13-73, 6:03)	7	14
Chiefs	2	0:54	M.Mercer 31 yd. Field Goal (8-50, 3:43)	10	14
Packers	3	12:33	E.Pitts 5 yd. run (D.Chandler kick) (1-5, 0:09)	10	21
Packers	3	0:51	M.McGee 13 yd. pass from B.Starr (D.Chandler kick) (10-56, 5:25)	10	28
Packers	4	6:35	E.Pitts 1 yd. run (D.Chandler kick) (8-80, 4:13)	10	35

### KC GB

0	7
7	14
10	14
21	21
28	28
35	35

**Sacks:** Chiefs: B.Buchanan 1, E.Holub 1, B.Bell 0.5, J.Mays 0.5. Packers: W.Davis 2, H.Jordan 1.5, B.Brown 1, R.Nitschke 1, R.Kostelnik 0.5.

**Packers Tackle Leaders:** L.Caffey 7 (5-2), R.Nitschke 6 (5-1), L.Aldridge 6 (4-2), H.Jordan 6 (4-2), B.Jeter 4 (3-1), D.Robinson 3 (3-0), R.Kostelnik 3 (2-1), W.Wood 3 (2-1).

### Kansas City Chiefs

Rushing	Att	Yd	Avg	Lg	TD
L.Dawson	3	24	8.0	15	0
M.Garrett	6	17	2.8	9	0
C.McClinton	6	16	2.7	6	0
P.Beathard	1	14	14.0	14	0
B.Coan	3	1	0.3	3	0
Total	19	72	3.8	15	0

Passing	Att	Cm	Yds	TD	Lg	In
L.Dawson	27	16	211	1	31	1
P.Beathard	5	1	17	0	17	0
Total	32	17	228	1	31	1

### Receiving

No	Yd	Avg	Lg	TD	
C.Burford	4	67	16.8	27	0
O.Taylor	4	57	14.3	31	0
M.Garrett	3	28	9.3	17	0
C.McClinton	2	34	17.0	27	1
F.Arbanas	2	30	15.0	18	0
R.Carolan	1	7	7.0	7	0
B.Coan	1	5	5.0	5	0
Total	17	228	13.4	31	1

### Intercept.

No	Yd	Avg	Lg	TD	
W.Mitchell	1	0	0.0	0	0
Total	1	0	0.0	0	0

### P>Returns

No	Yd	Avg	FC	Lg	TD	
M.Garrett	2	17	8.5	0	0	0
E.Thomas	1	2	1.0	0	2	0
Total	3	19	6.3	0	9	0

### K>Returns

No	Yd	Avg	Lg	TD	
B.Coan	4	87	21.8	31	0
M.Garrett	2	43	21.5	23	0
Total	6	130	21.7	31	0

### Green Bay Packers

Rushing	Att	Yd	Avg	Lg	TD
J.Taylor	17	56	3.3	14	1
E.Pitts	11	45	4.1	12	2
D.Anderson	4	30	7.5	13	0
J.Grabowski	2	2	1.0	2	0
Total	34	133	3.9	14	3

Passing	Att	Cm	Yds	TD	Lg	In
B.Starr	23	16	250	2	37	1
Z.Brtkowski	1	0	0	0	0	0
Total	24	16	250	2	37	1

### Receiving

No	Yd	Avg	Lg	TD	
M.McGee	7	138	19.7	37	2
C.Dale	4	59	14.8	25	0
E.Pitts	2	32	16.0	22	0
M.Fleming	2	22	11.0	11	0
J.Taylor	1	-1	-1.0	-1	0
Total	16	250	15.6	37	2

### Intercept.

No	Yd	Avg	Lg	TD	
W.Wood	1	50	50.0	50	0
Total	1	50	50.0	50	0

### P>Returns

No	Yd	Avg	FC	Lg	TD	
D.Anderson	3	25	8.3	0	15	0
W.Wood	1	-2	-2.0	1	-2	0
Total	4	23	5.8	1	15	0

### K>Returns

No	Yd	Avg	Lg	TD	
H.Aderley	2	40	20.0	20	0
D.Anderson	1	25	25.0	25	0
Total	3	65	21.7	25	0

	Chiefs	Packers
<b>TOTAL FIRST DOWNS</b> . . . . .	17	21
By Rushing . . . . .	4	10
By Passing . . . . .	12	11
By Penalty . . . . .	1	0
<b>THIRD-DOWN EFFICIENCY</b> . . . . .	3-13-23%	11-15-73%
<b>FOURTH-DOWN EFFICIENCY</b> . . . . .	0-0-0%	0-0-0%
<b>TOTAL NET YARDS</b> . . . . .	239	361
Total Offensive Plays . . . . .	57	61
Average gain per offensive play . . . . .	4.2	5.9
<b>NET YARDS RUSHING</b> . . . . .	72	133
Total Rushing Plays . . . . .	19	34
Average gain per rushing play . . . . .	3.8	3.9
<b>NET YARDS PASSING</b> . . . . .	167	228
Times thrown-yards lost att. to pass. . . . .	6-61	3-22
Gross yards passing . . . . .	228	250
<b>PASS ATT-COMP-INT</b> . . . . .	32-17-1	24-16-1
Average gain per pass play . . . . .	4.4	8.4
<b>PUNTS Number and Average</b> . . . . .	7-45.3	4-43.3
<b>TOTAL RETURN YARDS (not inc. kickoffs)</b> . . . . .	19	73
No. and Yards Punt Returns . . . . .	3-19	4-23
No. and Yards Kickoff Returns . . . . .	6-130	3-65
No. and Yards Interception Returns . . . . .	1-0	1-50
<b>PENALTIES Number and Yards</b> . . . . .	4-26	4-40
<b>FUMBLES Number and Lost</b> . . . . .	1-0	1-0
<b>EXTRA POINTS Made-Attempts</b> . . . . .	1-1	5-5
<b>FIELD GOALS Made-Attempts</b> . . . . .	1-2	0-0
<b>RED-ZONE EFFICIENCY</b> . . . . .	1-1-100%	4-4-100%
<b>GOAL-TO-GO EFFICIENCY</b> . . . . .	1-1-100%	2-2-100%
<b>SAFETIES</b> . . . . .	0	0
<b>FINAL SCORE</b> . . . . .	10	35
<b>TIME OF POSSESSION</b> . . . . .	28:35	31:25

# SUPER BOWL II

## GREEN BAY 33, OAKLAND 14

**Miami Orange Bowl, Sunday, Jan. 14, 1968; Attendance: 75,546; Time: 2:34; Weather: 68° F; PC, 52% humidity, wind W 14 mph**

Acquiring a third straight NFL championship two weeks earlier, the Packers embellished that record-tying parlay by winning a second consecutive Super Bowl. This time, they dispatched the AFL champion Raiders, 33-14, in a game that drew the first \$3 million gate in football history.

Bart Starr again was the game's most valuable player as he completed 13 of 24 passes for 202 yards for 202 yards and one touchdown and directed a Packers attack that was in control all the way after building a 16-7 halftime lead.

Don Chandler kicked four field goals (39, 20, 43 and 31 yards), and All-Pro cornerback Herb Adderley returned an interception of a Daryle Lamonica pass 60 yards for a touchdown.

Leading 3-0 at the quarter, the Packers got three Chandler field goals and a 62-yard scoring pass from Starr to split end Boyd Dowler before halftime. They then left the Raiders behind with a 10-point third period, Donny Anderson scoring on a 2-yard run and Chandler with his final field goal.

The game ended Vince Lombardi's nine-year reign as Packers coach. He won six Western Conference championships, five NFL titles and two Super Bowls, a record unprecedented in pro football history.



Bart Starr

### Green Bay Packers

Offense		Defense	
LE	86 B.Dowler	LE	87 W.Davis
LT	76 B.Skoronski	LT	77 R.Kostelnik
LG	68 G.Gillingham	RT	74 H.Jordan
C	57 K.Bowman	RE	82 L.Aldridge
RG	64 J.Kramer	LLB	89 D.Robinson
RE	75 F.Gregg	MLB	66 R.Nitschke
RT	81 M.Fleming	RLB	60 L.Caffey
QB	15 B.Starr	LC	26 H.Adderley
HB	44 D.Anderson	RC	21 B.Jeter
FB	36 B.Wilson	LS	40 T.Brown
SE	84 C.Dale	RS	24 W.Wood

### Oakland Raiders

Offense		Defense	
LE	89 B.Miller	LE	77 I.Lassiter
LT	76 B.Svihus	LT	53 D.Birdwell
LG	63 G.Upshaw	RT	74 T.Keating
C	00 J.Otto	RE	83 B.Davidson
RG	65 W.Hawkins	LLB	42 B.Laskey
RE	79 H.Schuh	MLB	55 D.Conners
RB	33 B.Cannon	RLB	34 G.Otto
QB	3 D.Lamonica	LC	77 K.McCloughan
HB	40 P.Banaszak	RC	24 W.Brown
FB	35 H.Dixon	LS	20 W.Powders
FL	25 F.Biletnikoff	RS	29 H.Williams

Referee: Jack Vest

	1	2	3	4	Total
Green Bay	3	13	10	7	— 33
Oakland	0	7	0	7	— 14

### FIELD GOALS (made ( ) & missed)

D.Chandler (39) (20) (43) (31)	G.Blanda 47
--------------------------------	-------------

Team	Qtr	Time	Play Description (Extra Point) (Drive Info)	GB Oak
Packers	1	9:53	D.Chandler 39 yd. Field Goal (10-34, 4:01)	3 0
Packers	2	11:52	D.Chandler 20 yd. Field Goal (17-84, 8:40)	6 0
Packers	2	10:50	B.Dowler 62 yd. pass from B.Starr (D.Chandler kick) (1-62, 0:11)	13 0
Raiders	2	6:15	B.Miller 23 yd. pass from D.Lamonica (G.Blanda kick) (9-78, 4:20)	13 7
Packers	2	0:01	D.Chandler 43 yd. Field Goal (4-9, 0:19)	16 7
Packers	3	5:54	D.Anderson 2 yd. run (D.Chandler kick) (11-82, 4:41)	23 7
Packers	3	0:02	D.Chandler 31 yd. Field Goal (9-37, 4:47)	26 7
Packers	4	11:03	H.Adderley 60 yd. interception return (D.Chandler kick)	33 7
Raiders	4	9:13	B.Miller 23 yd. pass from D.Lamonica (G.Blanda kick) (4-74, 1:35)	33 14

**Sacks:** Packers: W.Davis 3. Raiders: T.Keating 2, D.Birdwell 1, B.Davidson 1.

**Packers Tackle Leaders:** R.Nitschke 9 (5-4), W.Davis 7 (7-0), W.Wood 7 (5-2), D.Robinson 7 (2-5), T.Brown 6 (4-2), L.Caffey 6 (4-2), H.Adderley 5 (4-1), B.Jeter 4 (2-2), T.Crutcher 3 (2-1), H.Jordan 3 (2-1).

	Packers	Raiders
<b>TOTAL FIRST DOWNS</b>	19	16
By Rushing	11	5
By Passing	7	10
By Penalty	1	1
<b>THIRD-DOWN EFFICIENCY</b>	5-16-31%	3-11-27%
<b>FOURTH-DOWN EFFICIENCY</b>	1-1-100%	0-0-0%
<b>TOTAL NET YARDS</b>	325	291
Total Offensive Plays	69	57
Average gain per offensive play	4.7	5.1
<b>NET YARDS RUSHING</b>	163	105
Total Rushing Plays	41	20
Average gain per rushing play	4.0	5.2
<b>NET YARDS PASSING</b>	162	186
Times thrown-yards lost att. to pass	4-40	3-22
Gross yards passing	202	208
<b>PASS ATT-COMP-INT.</b>	24-13-0	34-15-1
Average gain per pass play	5.8	5.6
<b>PUNTS Number and Average</b>	6-39.0	6-44.0
<b>TOTAL RETURN YARDS (not inc. kickoffs)</b>	95	12
No. and Yards Punt Returns	3-35	2-12
No. and Yards Kickoff Returns	3-49	7-127
No. and Yards Interception Returns	1-60	0-0
<b>PENALTIES Number and Yards</b>	1-12	4-31
<b>FUMBLES Number and Lost</b>	0-0	3-2
<b>EXTRA POINTS Made-Attempts</b>	3-3	2-2
<b>FIELD GOALS Made-Attempts</b>	4-4	0-1
<b>RED-ZONE EFFICIENCY</b>	1-2-50%	0-0-0%
<b>ZONE-TO-GO EFFICIENCY</b>	1-1-100%	0-0-0%
<b>SAFETIES</b>	0	0
<b>FINAL SCORE</b>	33	14
<b>TIME OF POSSESSION</b>	35:54	24:06

Green Bay Packers					Oakland Raiders								
Rushing	Att	Yd	Avg	Lg	TD	Rushing	Att	Yd	Avg	Lg	TD		
B.Wilson	17	65	3.8	13	0	H.Dixon	12	52	4.3	14	0		
D.Anderson	14	48	3.4	8	1	L.Todd	2	37	18.5	32	0		
T.Williams	8	36	4.5	18	0	P.Banaszak	6	26	2.7	5	0		
B.Starr	1	14	14.0	14	0								
C.Mercein	1	0	0.0	0	0								
<b>Total</b>	<b>41</b>	<b>163</b>	<b>4.0</b>	<b>18</b>	<b>1</b>	<b>Total</b>	<b>20</b>	<b>105</b>	<b>5.2</b>	<b>32</b>	<b>0</b>		
Passing	Att	Cm	Yds	TD	Lg	Int	Passing	Att	Cm	Yds	TD	Lg	Int
B.Starr	24	13	202	16	2	0	D.Lamonica	34	15	208	2	4	1
<b>Total</b>	<b>24</b>	<b>13</b>	<b>202</b>	<b>16</b>	<b>2</b>	<b>0</b>	<b>Total</b>	<b>34</b>	<b>15</b>	<b>208</b>	<b>2</b>	<b>4</b>	<b>1</b>
Receiving	No	Yd	Avg	Lg	TD	Receiving	No	Yd	Avg	Lg	TD		
C.Dale	4	43	10.8	17	0	B.Miller	5	84	16.8	23	2		
M.Fleming	4	35	8.8	11	0	P.Banaszak	4	69	17.3	41	0		
B.Dowler	2	71	35.5	62	1	B.Cannon	2	25	12.5	15	0		
D.Anderson	2	18	9.0	12	0	F.Biletnikoff	2	10	5.0	6	0		
M.McGee	1	35	35.0	35	0	W.Wells	1	17	17.0	17	0		
<b>Total</b>	<b>13</b>	<b>202</b>	<b>15.5</b>	<b>62</b>	<b>1</b>	H.Dixon	1	3	3.0	3	0		
<b>Total</b>	<b>13</b>	<b>202</b>	<b>15.5</b>	<b>62</b>	<b>1</b>	<b>Total</b>	<b>15</b>	<b>208</b>	<b>13.9</b>	<b>41</b>	<b>2</b>		
Intercept.	No	Yd	Avg	Lg	TD	Intercept.	No	Yd	Avg	Lg	TD		
H.Adderley	1	60	60.0	60	1								
<b>Total</b>	<b>1</b>	<b>60</b>	<b>60.0</b>	<b>60</b>	<b>1</b>								
P>Returns	No	Yd	Avg	FC	Lg	TD	P>Returns	No	Yd	Avg	FC	Lg	TD
W.Wood	3	35	11.7	0	31	0	R.Bird	1	12	12.0	1	12	0
<b>Total</b>	<b>3</b>	<b>35</b>	<b>11.7</b>	<b>0</b>	<b>31</b>	<b>0</b>	W.Wells	1	0	0.0	0	0	0
<b>Total</b>	<b>3</b>	<b>35</b>	<b>11.7</b>	<b>0</b>	<b>31</b>	<b>0</b>	<b>Total</b>	<b>2</b>	<b>12</b>	<b>6.0</b>	<b>1</b>	<b>12</b>	<b>0</b>
K>Returns	No	Yd	Avg	Lg	TD	K>Returns	No	Yd	Avg	Lg	TD		
H.Adderley	1	24	24.0	24	0	L.Todd	3	63	21.0	23	0		
T.Williams	1	18	18.0	18	0	D.Grayson	3	61	20.3	25	0		
T.Crutcher	1	7	7.0	7	0	W.Hawkins	1	3	3.0	3	0		
<b>Total</b>	<b>3</b>	<b>49</b>	<b>16.3</b>	<b>24</b>	<b>0</b>	<b>Total</b>	<b>7</b>	<b>127</b>	<b>18.1</b>	<b>25</b>	<b>0</b>		

# SUPER BOWL XXXI

GREEN BAY 35, NEW ENGLAND 21

*Louisiana Superdome, New Orleans, La., Sunday, Jan. 26, 1997; Attendance: 72,301; Time: 3:21; Weather: (indoors)*



Using several momentum-turning big plays, the Packers held off resilient New England to capture their first world championship in 29 years. For Green Bay, the victory also marked its league-high 12th NFL championship as well as its third Super Bowl triumph.

The Packers jumped to an early 10-0 lead. Brett Favre, sensing a Patriots blitz, audibled on Green Bay's second play from scrimmage, hitting late-season pickup Andre Rison on a wide-open post pattern for a 54-yard touchdown pass. On the ensuing New England possession, Doug Evans intercepted Drew Bledsoe at the Patriots' 28, which led to a 37-yard field goal by Chris Jacke.

New England then was able to turn the tide in its favor, however, as Bledsoe took his club on two long drives for touchdowns. The first, which covered 79 yards and culminated in a short pass to Keith Byars, was aided by two long throws to Pats running backs and a 26-yard pass interference penalty. The second, starting at the New England 43, was spurred by a leaping, 44-yard reception by rookie Terry Glenn. When Ben Coates caught a 4-yard TD pass from Bledsoe, the Patriots momentarily had their only lead of the game and had completed the highest-scoring first quarter in Super Bowl history.

Green Bay rebounded to retake the lead when Favre, seeing Patriots' strong safety Lawyer Milloy at the line of scrimmage in tight coverage on Antonio Freeman, watched Freeman elude Milloy's "bump" and lofted a perfect aerial to Freeman along the right sideline. Freeman, able to outrun New England's late-arriving free safety, covered 81 yards for the longest reception in Super Bowl history at that time. After another Jake field goal, Favre took advantage of a Mike Prier interception and escorted his troops on a nine-play, 74-yard march just before halftime which ended when, on a bootleg left, he lunged the ball over the goal line as he was rolling out of bounds.

Taking a 27-14 edge out of the locker room at halftime, Green Bay maintained that lead until late in the third quarter, when the Patriots' Curtis Martin made a magnificent 18-yard run up the middle of the Packers' defense to pull New England to within six points at 27-21.

That margin was short-lived, though, as Desmond Howard returned the ensuing kickoff 99 yards for a back-breaking touchdown (the longest kick return in Super Bowl history at the time), bursting through the center of the Packers' well-blocked wedge, then juking kicker Adam Vinatieri to bolt free. Howard, who had 244 total return yards in the game including key punt runbacks of 32 and 34 yards, was voted the game's most valuable player, becoming the first special teams player to be so honored. A subsequent, successful two-point conversion, where Favre found Mark Chmura along the back of the end zone, gave the Green and Gold an insurmountable two-touchdown lead.

The top-ranked Green Bay defense, which had four interceptions of Bledsoe, was led by Reggie White, who sacked the New England quarterback a Super Bowl-record three times, including twice in a row on the possession immediately following Howard's scoring return.



Favre, playing less than an hour from his hometown of Kiln, Miss., completed 14 of 27 passes for 246 yards and two touchdowns without an interception, while his counterpart, Bledsoe, threw for 253 yards and two scores on 25-of-48 passing.



New England Patriots			
Offense		Defense	
WR	84 S.Jefferson	LE	92 F.Collons
LT	78 B.Armstrong	LT	97 M.Wheeler
LG	76 W.Roberts	RT	75 P.Sagapolutele
C	64 D.Wohlabough	RE	55 W.McGinest
RG	71 T.Rucci	LLB	53 C.Slade
RT	68 M.Lane	MLB	52 T.Johnson
TE	87 B.Coates	RLB	59 T.Collins
WR	88 T.Glenn	LCB	24 T.Law
QB	11 D.Bledsoe	RCB	45 O.Smith
RB	28 C.Martin	SS	36 L.Milloy
FB	41 K.Byars	FS	32 W.Clay

Green Bay Packers			
Offense		Defense	
WR	86 A.Freeman	LE	92 R.White
LT	64 B.Wilkerson	DT	71 S.Dotson
LG	73 A.Taylor	NT	93 Gi.Brown
C	52 F.Winters	RE	96 S.Jones
RG	63 A.Timmerman	LLB	59 W.Simmons
RT	72 E.Dotson	MLB	54 R.Cox
TE	89 M.Chmura	RLB	51 B.Williams
WR	84 A.Rison	LCB	21 C.Newsome
QB	4 B.Favre	RCB	33 D.Evans
RB	34 E.Bennett	SS	36 L.Butler
FB	30 W.Henderson	FS	41 E.Robinson

Referee: Gerald Austin (34)

	1	2	3	4	Total
New England.....	14	0	7	0	— 21
Green Bay.....	10	17	8	0	— 35

**FIELD GOALS (made ( ) & missed)**

C.Jacke (37) (31) 47WR

Team	Qtr	Time	Play Description (Extra Point) (Drive Info)	NE	GB
Packers	1	11:28	A.Rison 54 yd. pass from B.Favre (C.Jacke kick) (2-55, 0:51)	0	7
Packers	1	8:42	C.Jacke 37 yd. Field Goal (4-9, 1:58)	0	10
Patriots	1	6:35	K.Byars 1 yd. pass from D.Bledsoe (A.Vinatieri kick) (6-79, 2:07)	7	10
Patriots	1	2:33	B.Coates 4 yd. pass from D.Bledsoe (A.Vinatieri kick) (4-57, 2:11)	14	10
Packers	2	14:04	A.Freeman 81 yd. pass from B.Favre (C.Jacke kick) (1-81, 0:10)	14	17
Packers	2	8:15	C.Jacke 31 yd. Field Goal (8-33, 2:58)	14	20
Packers	2	1:11	B.Favre 2 yd. run (C.Jacke kick) (9-74, 5:59)	14	27
Patriots	3	3:27	C.Martin 18 yd. run (A.Vinatieri kick) (7-53, 3:25)	21	27
Packers	3	3:10	D.Howard 99 yd. kickoff return (M.Chmura-B.Favre pass)	21	35



continued on next page



**New England Patriots**

Rushing	Att	Yd	Avg	Lg	TD
C.Martin	11	42	3.8	18	1
D.Bledsoe	1	1	1.0	1	0
D.Meggett	1	0	0.0	0	0
<b>Total</b>	<b>13</b>	<b>43</b>	<b>3.3</b>	<b>18</b>	<b>1</b>

Passing	Att	Cm	Yds	TD	Lg	In
D.Bledsoe	48	25	253	2	44	4
<b>Total</b>	<b>48</b>	<b>25</b>	<b>253</b>	<b>2</b>	<b>44</b>	<b>4</b>

Receiving	No	Yd	Avg	Lg	TD
B.Coates	6	67	11.2	19	1
T.Glenn	4	62	15.5	44	0
K.Byars	4	42	10.5	32	1
S.Jefferson	3	34	11.3	14	0
C.Martin	3	28	9.3	20	0
D.Meggett	3	8	2.7	5	0
V.Brisby	2	12	6.0	7	0
<b>Total</b>	<b>25</b>	<b>253</b>	<b>10.1</b>	<b>44</b>	<b>2</b>

Intercept.	No	Yd	Avg	Lg	TD
<b>Total</b>	<b>25</b>	<b>253</b>	<b>10.1</b>	<b>44</b>	<b>2</b>

P>Returns	No	Yd	Avg	FC	Lg	TD
D.Meggett	4	30	7.5	2	20	0
(downed)	1	0	0.0	0	0	0
<b>Total</b>	<b>4</b>	<b>30</b>	<b>7.5</b>	<b>2</b>	<b>20</b>	<b>0</b>

K>Returns	No	Yd	Avg	Lg	TD
D.Meggett	5	117	23.4	26	0
H.Graham	1	18	18.0	18	0
(t'back)	1	0	0.0	0	0
<b>Total</b>	<b>6</b>	<b>135</b>	<b>22.5</b>	<b>26</b>	<b>0</b>

**Green Bay Packers**

Rushing	Att	Yd	Avg	Lg	TD
D.Levens	14	61	4.4	12	0
E.Bennett	17	40	2.4	10	0
B.Favre	4	12	3.0	12	1
W.Henderson	1	2	2.0	2	0
<b>Total</b>	<b>36</b>	<b>115</b>	<b>3.2</b>	<b>12</b>	<b>1</b>

Passing	Att	Cm	Yds	TD	Lg	In
B.Favre	27	14	246	2	81	0
<b>Total</b>	<b>27</b>	<b>14</b>	<b>246</b>	<b>2</b>	<b>81</b>	<b>0</b>

Receiving	No	Yd	Avg	Lg	TD
A.Freeman	3	105	35.0	81	1
D.Levens	3	23	7.7	14	0
A.Rison	2	77	38.5	54	1
W.Henderson	2	14	7.0	8	0
M.Chmura	2	13	6.5	8	0
K.Jackson	1	10	10.0	10	0
E.Bennett	1	4	4.0	4	0
<b>Total</b>	<b>14</b>	<b>246</b>	<b>17.6</b>	<b>81</b>	<b>2</b>

Intercept.	No	Yd	Avg	Lg	TD
B.Williams	1	16	16.0	16	0
M.Prior	1	8	8.0	8	0
D.Evans	1	0	0.0	0	0
C.Newsome	1	0	0.0	0	0
<b>Total</b>	<b>4</b>	<b>24</b>	<b>6.0</b>	<b>16</b>	<b>0</b>

P>Returns	No	Yd	Avg	FC	Lg	TD
D.Howard	6	90	15.0	1	34	0
(out/bnds)	1	0	0.0	0	0	0
<b>Total</b>	<b>6</b>	<b>90</b>	<b>15.0</b>	<b>1</b>	<b>34</b>	<b>0</b>

K>Returns	No	Yd	Avg	Lg	TD
D.Howard	4	154	38.5	99	1
<b>Total</b>	<b>4</b>	<b>154</b>	<b>38.5</b>	<b>99</b>	<b>1</b>



	Patriots	Packers
<b>TOTAL FIRST DOWNS</b> .....	16	16
By Rushing .....	3	8
By Passing .....	12	6
By Penalty .....	1	2
<b>THIRD-DOWN EFFICIENCY</b> .....	4-14-29%	3-15-20%
<b>FOURTH-DOWN EFFICIENCY</b> .....	0-2-0%	0-1-0%
<b>TOTAL NET YARDS</b> .....	257	323
Total Offensive Plays .....	66	68
Average gain per offensive play .....	3.9	4.8
<b>NET YARDS RUSHING</b> .....	43	115
Total Rushing Plays .....	13	36
Average gain per rushing play .....	3.3	3.2
<b>NET YARDS PASSING</b> .....	214	208
Times thrown-yards lost att. to pass. ....	5-39	5-38
Gross yards passing .....	253	246
<b>PASS ATT-COMP-INT.</b> .....	48-25-4	27-14-0
Average gain per pass play .....	4.0	6.5
<b>PUNTS Number and Average</b> .....	8-45.1	7-42.7
<b>TOTAL RETURN YARDS (not inc. kickoffs)</b> .....	30	114
No. and Yards Punt Returns .....	4-30	6-90
No. and Yards Kickoff Returns .....	6-135	4-154
No. and Yards Interception Returns .....	0-0	4-24
<b>PENALTIES Number and Yards</b> .....	2-22	3-41
<b>FUMBLES Number and Lost</b> .....	0-0	0-0
<b>EXTRA POINTS Made-Attempts</b> .....	3-3	4-4
Kicking Made-Attempts .....	3-3	3-3
Passing Made-Attempts .....	0-0	1-1
<b>FIELD GOALS Made-Attempts</b> .....	0-0	2-3
<b>RED-ZONE EFFICIENCY</b> .....	3-3-100%	1-3-33%
<b>GOAL-TO-GO EFFICIENCY</b> .....	2-2-100%	1-1-100%
<b>SAFETIES</b> .....	0	0
<b>FINAL SCORE</b> .....	21	35
<b>TIME OF POSSESSION</b> .....	25:45	34:15

**Sacks:** Patriots: T.Bruschi 2, F.Collons 1, W.McGinest 1, O.Smith 1. Packers: R.White 3, L.Butler 1, S.Dotson 1.

**Packers Tackle Leaders:** E.Robinson 9 (6-3), L.Butler 7 (7-0), C.Newsome 6 (3-3), B.Williams 5 (4-1), G.Brown 5 (3-2), S.Dotson 4 (3-1), W.Simmons 4 (3-1), D.Evans 4 (2-2), R.Cox 4 (1-3), S.Jones 3 (3-0), R.White 3 (3-0), G.Wilkins 1 (1-0), T.Williams 1 (0-1), M.Prior 1 (0-1).

"This trophy ... this is it. It was named after Vince Lombardi. You play in Green Bay. As important as it is to any other team and any other player, it means more to us.

"Back in July, we set our goals. And I'm so proud of you. You made every single goal. You earned it, you worked for it.

"And before we came out for the second half, what did you do? You locked arms. Do it right now, men. Do it right now.

"To the coaches, players, organization, trainers, equipment people, *everybody*, this trophy is for you, men. Everybody. Everyone had a say in it, everyone got it done. I'm proud of you."

— Head Coach Mike Holmgren, Packers postgame locker room, Jan. 26, 1997



## SUPER BOWL XXXII

DENVER 31, GREEN BAY 24

Qualcomm Stadium, San Diego, Calif., Sunday, Jan. 25, 1998; Attendance: 68,912; Time: 3:25; Weather: 67° F; sunny



defeat after three triumphs.

Davis, named as the game's most valuable player, averaged 5.2 yards per carry as he rushed for 157 yards and three touchdowns, including the final, decisive score with less than two minutes remaining.

After the opening possession — a 76-yard scoring sequence by Green Bay — it appeared (falsely) that the game might turn into just another rout by the NFC against an over-matched AFC opponent. The Packers easily traversed the field, capping the drive with an arching, 22-yard touchdown pass from Brett Favre to Antonio Freeman at the back of the end zone, Freeman tap-dancing to get his feet down, and Green Bay had a 7-0 lead less than five minutes into the contest.

But the Broncos stormed back, scoring the first three times they had the ball to commandeer a 17-7 advantage. After Davis went over from a yard out for Denver's initial points, the Broncos forced a pair of turnovers in Green Bay territory. First, Favre was intercepted when he prematurely unloaded a pass for Robert Brooks while under a heavy blitz, a miscue which resulted in a 1-yard touchdown run by Broncos quarterback John Elway on a bootleg to the right. Then, after Favre fumbled when hit by Denver safety Steve Atwater on another blitz, the Broncos tacked on a long field goal by Jason Elam.

Green Bay mounted an impressive, 95-yard touchdown drive to consume the latter half of the second quarter and pull to within 17-14. Favre lofted a perfect aerial to tight end Mark Chmura in the

Behind a dominating rushing performance by San Diego native Terrell Davis, four-time Super Bowl loser Denver garnered its first-ever victory in the NFL's title game to dethrone the reigning champion Packers in what some called "the best Super Bowl ever." In the process, the Broncos also ended a 13-game Super Bowl winning streak by the National Football Conference representative and sent Green Bay to its initial Super Bowl

back right corner of the end zone just 12 seconds before halftime, a pass which narrowly skirted the fingertips of a leaping defender.

Davis, who had missed the entire second quarter after experiencing migraine-headache symptoms, fumbled on the first play from scrimmage of the second half, an error which turned into a game-tying Ryan Longwell field goal only minutes later.

The Broncos went ahead again late in the third period, when Davis scored his second touchdown of the game to culminate a 92-yard, seven-plus-minute drive. And when, on the ensuing kickoff, Freeman fumbled at his own 22, things looked dire for Green Bay as it stared at a potential two-touchdown deficit heading into the final quarter. But when the Broncos went for the jugular on their first play, free safety Eugene Robinson intercepted Elway in the end zone.

Favre completed three passes to Freeman on the ensuing Green Bay possession, including a 13-yard crossing route for the receiver's second touchdown, which knotted the score at 24 with 13½ minutes remaining. Freeman made nine receptions (for 126 yards) on the day to equal the club's all-time playoff record.

After the Packers failed to take advantage of one fourth-quarter drive which neared midfield, Denver ran the ball down their throat for the game's winning touchdown, a drive which covered 49 yards in only five plays — four on the ground. Davis strolled into the end zone untouched up the middle for a 31-24 lead with just 105 ticks of the clock left.

Still facing the relentless blitzing which had characterized the play of the Denver defense throughout the game, from his own 30-yard line Favre moved the Packers 39 yards down the field on four straight passes to Dorsey Levens to reach the Broncos' 31 with 42 seconds remaining.

But when his next three throws fell incomplete, including a fourth-down pass intended for Chmura which was knocked down by linebacker John Mobley, the game was Denver's, giving Elway a long-awaited Super Bowl victory after he personally had endured three losses. In the process, the Broncos became just the second wild-card team to capture a Super Bowl.

continued on next page



## Green Bay Packers

Offense			Defense		
WR	86	A.Freeman	LE	92	R.White
LT	78	R.Verba	DT	71	S.Dotson
LG	73	A.Taylor	NT	93	G.Brown
C	52	F.Winters	RE	98	G.Wilkins
RG	63	A.Timmerman	LLB	54	S.Joyner
RT	72	E.Dotson	MLB	55	B.Harris
TE	89	M.Chmura	LLB	51	B.Williams
WR	87	R.Brooks	LCB	37	T.Williams
QB	4	B.Favre	RCB	33	D.Evans
RB	25	D.Levens	SS	36	L.Butler
FB	30	W.Henderson	FS	41	E.Robinson

## Denver Broncos


Offense			Defense		
WR	80	R.Smith	LE	90	N.Smith
LT	65	G.Zimmerman	LT	94	K.Traylor
LG	69	M.Schlereth	RT	98	M.Tanuvasa
C	66	T.Nalen	RE	91	A.Williams
RG	75	B.Habib	WLB	51	J.Mobley
RT	77	T.Jones	MLB	57	A.Aldridge
TE	84	S.Sharpe	SLB	53	B.Romanowski
WR	87	E.McCaffrey	LCB	39	R.Crockett
QB	7	J.Elway	RCB	23	D.Gordon
RB	30	T.Davis	SS	34	T.Braxton
FB	29	H.Griffith	FS	27	S.Atwater

Referee: Ed Hochuli (85)

	1	2	3	4	Total
Green Bay	7	7	3	7	24
Denver	7	10	7	7	31

FIELD GOALS (made ( ) & missed)			
R.Longwell	(27)	J.Elam	(51)

Team	Qtr	Time	Play Description (Extra Point) (Drive Info)	GB Den
Packers	1	10:58	A.Freeman 22 yd. pass from B.Favre (R.Longwell kick) (8-76, 4:02)	.7 0
Broncos	1	5:39	T.Davis 1 yd. run (J.Elam kick) (10-58, 5:19)	.7 7
Broncos	2	14:55	J.Elway 1 yd. run (J.Elam kick) (8-45, 4:54)	.7 14
Broncos	2	12:21	J.Elam 51 yd. field goal (4-0, 1:02)	.7 17
Packers	2	0:12	M.Chmura 6 yd. pass from B.Favre (R.Longwell kick) (17-95, 7:26)	.14 17
Packers	3	11:59	R.Longwell 27 yd. field goal (7-17, 2:42)	.17 17
Packers	3	0:34	T.Davis 1 yd. run (J.Elam kick) (13-92, 7:12)	.17 24
Packers	4	13:32	A.Freeman 13 yd. pass from B.Favre (R.Longwell kick) (4-85, 1:39)	.24 24
Broncos	4	1:45	T.Davis 1 yd. run (J.Elam kick) (5-49, 1:42)	.24 31



Favre, while not turning in his usual MVP-like performance, completed 25 of 42 passes for 256 yards and three touchdowns with one interception. Elway, who did not complete a pass to one of his wide receivers until late in the third quarter, threw for 123 yards on 12-of-22 passing while being intercepted once.



Green Bay Packers						Denver Broncos							
Rushing	Att	Yd	Avg	Lg	TD	Rushing	Att	Yd	Avg	Lg	TD		
D.Levens	19	90	4.7	16	0	T.Davis	30	157	5.2	27	3		
R.Brooks	1	5	5.0	5	0	J.Elway	5	17	3.4	10	1		
						V.Hebron	3	3	1.0	2	0		
						H.Griffith	1	2	2.0	2	0		
Total	20	95	4.8	16	0	Total	39	179	4.6	27	4		
Passing	Att	Cm	Yds	TD	Lg	Int	Passing	Att	Cm	Yds	TD	Lg	Int
B.Favre	42	25	256	3	27	1	J.Elway	22	12	123	0	36	1
Total	42	25	256	3	27	1	Total	22	12	123	0	36	1
Receiving	No	Yd	Avg	Lg	TD	Receiving	No	Yd	Avg	Lg	TD		
A.Freeman	9	126	14.0	27	2	S.Sharpe	5	38	7.6	12	0		
D.Levens	6	56	9.3	22	0	E.McCaffrey	2	45	22.5	36	0		
M.Chmura	4	43	10.8	21	1	T.Davis	2	8	4.0	4	0		
R.Brooks	3	16	5.3	10	0	H.Griffith	1	23	23.0	23	0		
W.Henderson	2	9	4.5	7	0	V.Hebron	1	5	5.0	5	0		
T.Mickens	1	6	6.0	6	0	D.Carswell	1	4	4.0	4	0		
Total	25	256	10.2	27	3	Total	12	123	10.3	36	0		
Intercept.	No	Yd	Avg	Lg	TD	Intercept.	No	Yd	Avg	Lg	TD		
E.Robinson	1	17	17.0	17	0	T.Braxton	1	0	0.0	0	0		
Total	1	17	17.0	17	0	Total	1	0	0.0	0	0		
P>Returns	No	Yd	Avg	FC	Lg	TD	P>Returns	No	Yd	Avg	FC	Lg	TD
R.Brooks	0	0	0.0	0	0	0	D.Gordon	0	0	0.0	2	0	0
(downed)	3	0	0.0	0	0	0	R.Smith	0	0	0.0	1	0	0
Total	0	0	0.0	1	0	0	(downed)	1	0	0.0	0	0	0
							Total	0	0	0.0	3	0	0
K>Returns	No	Yd	Avg	Lg	TD	K>Returns	No	Yd	Avg	Lg	TD		
A.Freeman	6	104	17.3	22	0	V.Hebron	4	79	19.8	32	0		
Total	6	104	17.3	22	0	K.Burns	1	16	16.0	16	0		
						Total	5	95	19.0	32	0		

	Packers	Broncos
<b>TOTAL FIRST DOWNS</b> .....	21	21
By Rushing .....	4	14
By Passing .....	14	5
By Penalty .....	3	2
<b>THIRD-DOWN EFFICIENCY</b> .....	5-14-36%	5-10-50%
<b>FOURTH-DOWN EFFICIENCY</b> .....	0-1-0%	0-0-0%
<b>TOTAL NET YARDS</b> .....	350	302
Total Offensive Plays .....	63	61
Average gain per offensive play .....	5.6	5.0
<b>NET YARDS RUSHING</b> .....	95	179
Total Rushing Plays .....	20	39
Average gain per rushing play .....	4.8	4.6
<b>NET YARDS PASSING</b> .....	255	123
Times thrown-yards lost att. to pass .....	1-1	0-0
Gross yards passing .....	256	123
<b>PASS ATT-COMP-INT.</b> .....	42-25-1	22-12-1
Average gain per pass play .....	5.9	5.6
<b>PUNTS Number and Average</b> .....	4-35.5	4-36.5
<b>TOTAL RETURN YARDS (not inc. kickoffs)</b> .....	17	0
No. and Yards Punt Returns .....	0-0	0-0
No. and Yards Kickoff Returns .....	6-104	5-95
No. and Yards Interception Returns .....	1-17	1-0
<b>PENALTIES Number and Yards</b> .....	9-59	7-65
<b>FUMBLES Number and Lost</b> .....	2-2	1-1
<b>EXTRA POINTS Made-Attempts</b> .....	3-3	4-4
<b>FIELD GOALS Made-Attempts</b> .....	1-1	1-1
<b>RED-ZONE EFFICIENCY</b> .....	2-3-67%	4-4-100%
<b>GOAL-TO-GO EFFICIENCY</b> .....	1-1-100%	4-4-100%
<b>SAFETIES</b> .....	0	0
<b>FINAL SCORE</b> .....	24	31
<b>TIME OF POSSESSION</b> .....	27:35	32:25



**Sacks:** Packers: none. Broncos: Atwater 1.

**Packers Tackle Leaders:** L.Butler 9 (7-2), E.Robinson 8 (6-2), B.Harris 7 (6-1), S.Dotson 6 (6-0), T.Williams 6 (6-0), B.Williams 5 (5-0), G.Brown 4 (3-1), S.Joyner 3 (3-0), D.Evans 3 (2-1), R.White 1 (1-0).

**PLAYERS WHO HAVE PLAYED IN TWO SUPER BOWLS FOR PACKERS**

H.Adderley .....	I, II	E.Dotson .....	XXXI, XXXII	T.Jervey .....	XXXI, XXXII	B.Skoronski .....	I, II
L.Aldridge .....	I, II	S.Dotson .....	XXXI, XXXII	B.Jeter .....	I, II	B.Starr .....	I, II
D.Anderson .....	I, II	B.Dowler .....	I, II	H.Jordan .....	I, II	A.Taylor .....	XXXI, XXXII
K.Bowman .....	I, II	D.Evans .....	XXXI, XXXII	R.Kostelnik .....	I, II	J.Thomson .....	XXXI, XXXII
Z.Bratkowski .....	I, II	B.Favre .....	XXXI, XXXII	J.Kramer .....	I, II	F.Thurston .....	I, II
B.Brown .....	I, II	M.Fleming .....	I, II	D.Levens .....	XXXI, XXXII	A.Timmerman .....	XXXI, XXXII
Gi.Brown .....	XXXI, XXXII	A.Freeman .....	XXXI, XXXII	B.Long .....	I, II	J.Weatherwax .....	I, II
T.Brown .....	I, II	G.Gillingham .....	I, II	M.McGee .....	I, II	R.White .....	XXXI, XXXII
L.Lutcher .....	XXXI, XXXII	F.Gregg .....	I, II	K.McKenzie .....	XXXI, XXXII	B.Wilkerson .....	XXXI, XXXII
B.Caffey .....	I, II	B.Harris .....	XXXI, XXXII	T.Mickens .....	XXXI, XXXII	G.Wilkins .....	XXXI, XXXII
D.Chandler .....	I, II	D.Hart .....	I, II	R.Mullen .....	XXXI, XXXII	B.Williams .....	XXXI, XXXII
M.Chmura .....	XXXI, XXXII	W.Henderson .....	XXXI, XXXII	R.Nitschke .....	I, II	Ty.Williams .....	XXXI, XXXII
T.Crutcher .....	I, II	C.Hentrich .....	XXXI, XXXII	M.Prior .....	XXXI, XXXII	F.Winters .....	XXXI, XXXII
C.Dale .....	I, II	D.Holland .....	XXXI, XXXII	D.Robinson .....	I, II	W.Wood .....	I, II
W.Davis .....	I, II	L.Hollquest .....	XXXI, XXXII	E.Robinson .....	XXXI, XXXII		

PACKERS SUPER BOWLS  
 Community  
 Admin & Coaches  
 Veterans  
 Draft & Free Agents  
 Review  
 Super Bowls  
 Lambeau Field  
 Misc.

# SUPER BOWL XLV

GREEN BAY 31, PITTSBURGH 25

Cowboys Stadium, Arlington, Texas, Sunday, Feb. 6, 2011; Attendance: 91,060; Time: 3:32; Weather: (indoors)



On the strength of a masterful passing display by quarterback Aaron Rodgers and a series of timely turnovers courtesy of an opportunistic defense, the resilient Packers laid claim to the franchise's fourth Super Bowl title in front of 91,060 fans at majestic Cowboys Stadium in Arlington, Texas. Green Bay became just the second No. 6 seed to win the Super Bowl since the league adopted a 12-team format in 1990, and capped off its string of six consecutive elimination games by again overcoming the

loss of key players to injuries, just as it had throughout the 2010 season.

Offensively, the Packers opened the game in a four-wide-receiver set intent on spreading out Pittsburgh's attacking 3-4 defense and keeping its vaulted front seven off balance. After the teams traded punts early on, Rodgers led the Packers on an 80-yard scoring drive on the unit's second possession. The quarterback completed 5 of 6 attempts for 63 yards on the series, perfectly placing a 29-yard touchdown in the hands of receiver Jordy Nelson along the right sideline for the game's opening score.

And it wouldn't be long before the Packers built on their early lead.

On the first play of the Steelers' ensuing possession, defensive lineman Howard Green bull-rushed his way into the Pittsburgh pocket, batting the arm of quarterback Ben Roethlisberger, whose deep pass down the left sideline fell well short and into the arms of converging Packers safety Nick Collins at the Pittsburgh 37. After securing the interception, Collins weaved his way through would-be tacklers and went airborne at the 3, diving into the end zone to give Green Bay a commanding 14-0 lead with 3:20 remaining in the opening quarter.

After surrendering a 33-yard field goal that made the score 14-3, the Packers defense was the beneficiary of a Roethlisberger mistake on Pittsburgh's next possession when cornerback Jarrett Bush jumped in front of a crossing route intended for receiver Mike Wallace and came down with the interception at the Green Bay 47.

Despite receiving news that veteran stalwart receiver Donald Driver would not return to the game due to an ankle injury, Rodgers and the offense wasted little time taking advantage of the extra possession and the field position that accompanied it. They needed only four plays to cross the goal line, doing so when Rodgers made another of his pinpoint throws,

a 21-yard dart to wide receiver Greg Jennings over the deep middle. The quarterback's pass eluded safety Ryan Clark, who had closed tightly on the route, and made the score 21-3.

While the Driver injury was an unquestioned blow to the offense, the defense also suffered a seemingly devastating loss when cornerback Charles Woodson, a playoff captain and the team's leader throughout the postseason, sustained a broken collarbone on the second play of Pittsburgh's final drive of the first half.

Pittsburgh scored its first touchdown of the game five plays after the Woodson injury when Roethlisberger found Hines Ward in the back corner of the end zone on 8 yards out.

The Packers entered the locker room ahead, 21-10, but were forced to regroup in the face of the injuries. Having gone through the painful process of placing 15 players on injured reserve during the regular season, overcoming injuries was a familiar practice for these Packers.

That said, the Steelers built off of the momentum they carried into halftime and came out with a vengeance in the second half. Their first drive ended with an 8-yard touchdown run by Rashard Mendenhall that tightened the score to 21-17.

The Packers, meanwhile, sputtered offensively in the third quarter as Rodgers fell victim to drops and other miscues that inhibited his usual rhythm in the passing game.

With the Steelers driving deeper into Packers territory for the go-ahead score at the start of the fourth quarter, linebacker Clay Matthews made the kind of game-changing play that has defined his young career in Green Bay. On a second-down run to his side, he shot inside of a block by a tight end, and, in concert with defensive end Ryan Pickett, met Mendenhall in the backfield, jarring the ball loose. The fumble was recovered by linebacker Desmond Bishop, and momentum was shifted almost entirely back in the Packers' favor.

Eight plays later, Rodgers found Jennings for an 8-yard touchdown that again made it a two-score game, at 28-17.

Refusing to go quietly, Roethlisberger and the veteran Steelers responded immediately, putting together a seven-play drive of their own that culminated with a 25-yard touchdown pass to Wallace and a successful two-point conversion on an option pitch to wide receiver Antwaan Randle El.

Leading by a narrow 28-25 margin, Rodgers and the offense took over with 7:29 remaining, looking to wind the clock down and put the game out of reach. On third-and-10 from their own 25, Rodgers made one of the most

*continued on next page*



## Pittsburgh Steelers

	Offense	Defense
WR	86 H.Ward	NT 98 C.Hampton
LT	72 J.Scott	RDE 99 B.Keisel
LG	68 C.Kemoeatu	LOLB 56 L.Woodley
C	64 D.Legursky	LILB 51 J.Farrior
RG	73 R.Foster	RILB 94 L.Timmons
RT	71 F.Adams	ROLB 92 J.Harrison
TE	83 H.Miller	LCB 20 B.McFadden
RB	34 R.Mendenhall	FS 25 R.Clark
FB	8 B.Johnson	SS 43 T.Polamalu
QB	7 B.Roethlisberger	RCB 24 I.Taylor
TE	89 M.Spaeth	CB 22 W.Gay

## Green Bay Packers

	Offense	Defense
WR	85 G.Jennings	LDE 79 R.Pickett
LT	76 C.Clifton	NT 90 B.Raji
LG	73 D.Colledge	RDE 95 H.Green
C	63 S.Wells	DE 98 C.Wilson
RG	71 J.Sitton	LOLB 52 C.Matthews
RT	75 B.Bulaga	BLB 50 A.Hawk
RB	44 J.Starks	MLB 55 D.Bishop
WR	89 J.Jones	ROLB 58 F.Zombo
QB	12 A.Rodgers	LCB 21 C.Woodson
WR	80 D.Driver	FS 36 N.Collins
WR	87 J.Nelson	RCB 38 T.Williams

Referee: Walt Anderson (66)

	1	2	3	4	Total
Pittsburgh.....	0	10	7	8	- 25
Green Bay.....	14	7	0	10	- 31

	FIELD GOALS (made ( ) & missed)	
S.Suisham	(33) 52WL	M.Crosby (23)

Team	Qtr	Time	Play Description (Extra Point) (Drive Info)	Pt	GB
Packers	1	3:44	J.Nelson 29 yd. pass from A.Rodgers (M.Crosby kick) (9-80, 4:33)	0	7
Packers	1	3:20	N.Collins 37 yd. interception return (M.Crosby kick)	0	14
Steelers	2	11:08	S.Suisham 33 yd. Field Goal (13-49, 7:12)	3	14
Packers	2	2:24	G.Jennings 21 yd. pass from A.Rodgers (M.Crosby kick) (4-53, 2:04)	3	21
Steelers	2	0:39	H.Ward 8 yd. pass from B.Roethlisberger (S.Suisham kick) (7-77, 1:45)	10	21
Steelers	3	10:19	R.Mendenhall 8 yd. run (S.Suisham kick) (5-50, 2:20)	17	21
Packers	4	11:57	G.Jennings 8 yd. pass from A.Rodgers (M.Crosby kick) (8-55, 2:53)	17	28
Steelers	4	7:34	M.Wallace 25 yd. pass from B.Roethlisberger (A.Randle El run) (7-66, 4:23)	25	28
Packers	4	2:07	M.Crosby 23 yd. Field Goal (10-70, 5:27)	25	31



PACKERS SUPER BOWLS  
Community  
Admin. & Coaches  
Veterans  
Draft & Free Agents  
2017 Review  
Super Bowls  
Lambeau Field  
Misc.



memorable throws in the history of the Super Bowl. The Steelers rushed only three, but even having eight players in coverage wasn't enough to keep Rodgers from connecting with Jennings down the seam for 31 yards, just beyond the fingertips of cornerback like Taylor, who had excellent coverage on the play.

The drive resulted in a 23-yard Mason Crosby field goal that extended the lead to 31-25, but also gave Pittsburgh and the dangerous Roethlisberger a chance to drive for the winning score with just under two minutes remaining.

The Packers' defense stood up to the challenge, though, and Roethlisberger's fourth-down pass to Wallace was broken up by cornerback Tramon Williams.

After two kneel-downs by Rodgers, confetti showered the field and the Packers were champions of pro football for a record 13th time. League commissioner Roger Goodell and guest presenter Roger Staubach handed the Vince Lombardi Trophy to Packers President/CEO Mark Murphy, General Manager Ted Thompson and Head Coach Mike McCarthy on a celebratory platform at midfield.

Rodgers was awarded game most valuable player honors after completing 24 of 39 attempts for 304 yards and three touchdowns. He became just the fourth quarterback ever to throw for 300 yards and three TDs with no INTs in a Super Bowl.

	Steelers	Packers
<b>TOTAL FIRST DOWNS</b> .....	19	15
By Rushing.....	8	4
By Passing.....	11	11
By Penalty.....	0	0
<b>THIRD-DOWN EFFICIENCY</b> .....	7-13-54%	6-13-46%
<b>FOURTH-DOWN EFFICIENCY</b> .....	0-1-0%	0-0-0%
<b>TOTAL NET YARDS</b> .....	387	338
Total Offensive Plays.....	64	55
Average gain per offensive play.....	6.0	6.1
<b>NET YARDS RUSHING</b> .....	126	50
Total Rushing Plays.....	23	13
Average gain per rushing play.....	5.5	3.8
<b>NET YARDS PASSING</b> .....	261	288
Times thrown-yards lost att. to pass.....	1-2	3-16
Gross yards passing.....	263	304
<b>PASS ATT-COMP-INT.</b> .....	40-25-2	39-24-0
Average gain per pass play.....	6.4	6.9
<b>PUNTS Number and Average</b> .....	3-51.0	6-40.5
<b>TOTAL RETURN YARDS (not inc. kickoffs)</b> .....	5	38
No. and Yards Punt Returns.....	4-5	1-0
No. and Yards Kickoff Returns.....	6-111	3-63
No. and Yards Interception Returns.....	0-0	2-38
<b>PENALTIES Number and Yards</b> .....	6-55	7-67
<b>FUMBLES Number and Lost</b> .....	1-1	1-0
<b>EXTRA POINTS Made-Attempts</b> .....	3-3	4-4
Kicking Made-Attempts.....	2-2	4-4
Rushing Made-Attempts.....	1-1	0-0
<b>FIELD GOALS Made-Attempts</b> .....	1-2	1-1
<b>RED-ZONE EFFICIENCY</b> .....	2-3-67%	1-2-50%
<b>GOAL-TO-GO EFFICIENCY</b> .....	2-2-100%	1-2-50%
<b>SAFETIES</b> .....	0	0
<b>FINAL SCORE</b> .....	25	31
<b>TIME OF POSSESSION</b> .....	33:25	26:35

**Packers Tackle Leaders:** C.Peprah 10 (9-1), D.Bishop 8 (6-2), T.Williams 6 (3-3), F.Zombo 5 (5-0), A.Hawk 5 (2-3), N.Collins 4 (4-0), C.Matthews 3 (3-0), J.Bush 3 (2-1), C.Woodson 3 (2-1), S.Shields 2 (2-0), R.Pickett 2 (2-0), P.Lee 1 (1-0).

## INTERCEPTION RETURNS A WINNING FORMULA IN THE SUPER BOWL

After Packers safety Nick Collins intercepted Steelers QB Ben Roethlisberger at Pittsburgh's 37-yard line in front of the Steelers' bench late in the first quarter of Super Bowl XLV, he embarked on a return that would significantly turn the momentum in Green Bay's favor. Collins weaved his way through a host of Steelers on his way to the end zone, going aerial at the 3-yard line and across the goal line to put the Packers ahead by a commanding 14-0 margin early in the game.

Green Bay went on to defeat Pittsburgh, 31-25, for what was the fourth Super Bowl title in the illustrious history of the franchise. Collins became the second Packer and 12th overall player in league history to return an interception for a touchdown in the Super Bowl, and, not surprisingly, teams who are the beneficiary of such critical plays are 12-1 in the big game.

Interestingly, in what is a testament to the evolution of the passing game, there were only four interception touchdowns in the first 20 Super Bowls, and after a 15-year drought, there have been 11 in the last 18 world championship contests. A closer look at the 15 interception returns for touchdowns and the results of those games:

Player	Team	Opp	SB	Ret.Yds	Result
<b>Herb Adderley</b>	GB	Oak.	II	60	W, 33-14
Willie Brown	Oak.	Min.	XI	75	W, 32-14
Jack Squire	LARd	Was.	XVIII	5	W, 38-9
Reggie Phillips	ChiB	NE	XX	28	W, 46-10
Duane Starks	BalR	NYG	XXXV	49	W, 34-7
Ty Law	NE	StLR	XXXVI	47	W, 20-17
Dwight Smith	TB	Oak.	XXXVII	44	W, 48-21
Derrick Brooks	TB	Oak.	XXXVII	44	W, 48-21

Pittsburgh Steelers						Green Bay Packers					
Rushing	Att	Yd	Avg	Lg	TD	Rushing	Att	Yd	Avg	Lg	TD
R.Mendenhall	14	63	4.5	17	1	J.Starks	11	52	4.7	14	0
B.Roethlisberger	4	31	7.8	18	0	A.Rodgers	2	-2	-1.0	-1	0
I.Redman	2	19	9.5	16	0						
M.Moore	3	13	4.3	7	0						
<b>Total</b>	<b>23</b>	<b>126</b>	<b>5.5</b>	<b>18</b>	<b>1</b>	<b>Total</b>	<b>13</b>	<b>50</b>	<b>3.8</b>	<b>14</b>	<b>0</b>
Passing	Att	Cm	Yds	TD	Lg	Passing	Att	Cm	Yds	TD	Lg
B.Roeth.	40	25	263	2	37	A.Rodgers	39	24	304	3	38
<b>Total</b>	<b>40</b>	<b>25</b>	<b>263</b>	<b>2</b>	<b>37</b>	<b>Total</b>	<b>39</b>	<b>24</b>	<b>304</b>	<b>3</b>	<b>38</b>
Receiving	No	Yd	Avg	Lg	TD	Receiving	No	Yd	Avg	Lg	TD
M.Wallace	9	89	9.9	25f	1	J.Nelson	9	140	15.6	38	1
H.Ward	7	78	11.1	17	1	J.Jones	5	50	10.0	21	0
A.Randle El	2	50	25.0	37	0	G.Jennings	4	64	16.0	31	2
E.Sanders	2	17	8.5	13	0	D.Driver	2	28	14.0	24	0
H.Miller	2	12	6.0	15	0	B.Jackson	1	14	14.0	14	0
M.Spaeth	1	9	9.0	9	0	A.Quarless	1	5	5.0	5	0
R.Mendenhall	1	7	7.0	7	0	K.Hall	1	2	2.0	2	0
A.Brown	1	1	1.0	1	0	T.Crabtree	1	1	1.0	1	0
<b>Total</b>	<b>25</b>	<b>263</b>	<b>10.5</b>	<b>37</b>	<b>2</b>	<b>Total</b>	<b>24</b>	<b>304</b>	<b>12.7</b>	<b>38</b>	<b>3</b>
Intercept.	No	Yd	Avg	Lg	TD	Intercept.	No	Yd	Avg	Lg	TD
N.Collins	1	37	37.0	37f	1	J.Bush	1	1	1.0	1	0
<b>Total</b>	<b>1</b>	<b>37</b>	<b>37.0</b>	<b>37f</b>	<b>1</b>	<b>Total</b>	<b>2</b>	<b>38</b>	<b>19.0</b>	<b>37f</b>	<b>1</b>
P>Returns	No	Yd	Avg	FC	Lg	P>Returns	No	Yd	Avg	FC	Lg
A.Brown	4	5	1.3	0	2	T.Williams	1	0	0.0	0	0
A.Randle El	0	0	0.0	1	0	(downed)	1	0	0.0	0	0
(t'back)	1	0	0.0	0	0	(t'back)	1	0	0.0	0	0
<b>Total</b>	<b>4</b>	<b>5</b>	<b>1.3</b>	<b>2</b>	<b>0</b>	<b>Total</b>	<b>1</b>	<b>0</b>	<b>0.0</b>	<b>0</b>	<b>0</b>
K>Returns	No	Yd	Avg	Lg	TD	K>Returns	No	Yd	Avg	Lg	TD
A.Brown	4	88	22.0	38	0	P.Lee	2	44	22.0	28	0
I.Redman	1	12	12.0	12	0	J.Nelson	1	19	19.0	19	0
M.Moore	1	11	11.0	11	0	(t'back)	2	0	0.0	0	0
<b>Total</b>	<b>6</b>	<b>111</b>	<b>18.5</b>	<b>38</b>	<b>0</b>	<b>Total</b>	<b>3</b>	<b>63</b>	<b>21.0</b>	<b>28</b>	<b>0</b>



**Sacks:** Steelers: J.Harrison 1, E.Hood 1, L.Woodley 1. Packers: F.Zombo 1.




## GREEN BAY PACKERS SUPER BOWL RINGS

First played January 15, 1967, at the Los Angeles Coliseum, the Super Bowl was initiated to match the champions of the then-rival American Football League and National Football League. With a dominating defeat of their counterpart, the AFL's Kansas City Chiefs, by a score of 35-10 in Super Bowl I, the Packers laid the foundation for what would become a tradition of Super Bowl success. Just a year later in Super Bowl II, the Packers emerged with an equally impressive 33-14 conquest of the AFL's Oakland Raiders. Twenty-nine years later, Green Bay made its long-awaited return, appearing in Super Bowl XXXI and beating the New England Patriots, 35-21, making the franchise a perfect three-for-three in the renowned title game. Similar to their first tour in the late 1960's, the Packers returned to the championship game the following year, but suffered defeat at the hands of the Denver Broncos in Super Bowl XXXII.

Ending a hiatus that lasted 13 years, the 2010 Packers fought their way to North Texas for a Super Bowl XLV showdown with the Pittsburgh Steelers. The Packers prevailed, 31-25, in that contest, returning the famed Vince Lombardi Trophy to its rightful home in Green Bay.

In commemoration of those triumphs, each time the Packers went through the process of developing and purchasing a unique, customized ring honoring those within the organization who had contributed to the team's ultimate success.



### SUPER BOWL I CHAMPIONSHIP RING

**Designers:** Vince Lombardi, the team's head coach; Bob Skoronski, the team's starting left tackle and at the time a part-time Jostens sales representative during the offseason; and Ken Westland, a representative of the Jostens Corporation.

**Features:** On one side is the NFL logo and shield; above the shield is a ribbon with the scores from the Packers' NFL Championship and Super Bowl victories, the first one reading "Green Bay 34, Dallas 27" in the upper left and the second one "Green Bay 35, Kansas City 10" in the upper right; below the shield is a crown with the three-word inscription "Harmony, Courage, Valor"; on the other side is a ribbon for the person's name, a Green Bay Packers helmet and a football. The top of the ring has "WORLD CHAMPIONS" spanning the upper and "GREEN BAY PACKERS" spanning the lower with the words broken up by a "19" on the left and "66" on the right. Within the white gold insert in the center on the top is a 1.00 point full-cut brilliant diamond. As an interesting anecdote, it is said that the specific nature of the diamond being exactly 1.00 pt. stems from the extremely precise, detail-oriented head coach, Vince Lombardi. Full-cut brilliant diamonds can range in size from .93-1.07 points, but according to those involved with the design, Lombardi demanded that the diamonds all be exactly 1.00 pt. The Packers produced approximately 45 of these rings for players, coaches and select staff members.

### SUPER BOWL II CHAMPIONSHIP RING

**Designers:** Lombardi, Skoronski and Westland.

**Features:** On one side of the ring is a shield that holds within it a Green Bay Packers helmet and two crowns, one



of the globe to signify the world championships. Below the globe is the inscription "Run To Win." The Packers produced approximately 45 of these rings for players, coaches and select staff members.

### SUPER BOWL XXXI CHAMPIONSHIP RING

**Designers:** Bob Harlan, the Packers' President and CEO, General Manager Ron Wolf, and Head Coach Mike Holmgren teamed with the organization's seven-member executive committee and worked in concert with Jostens representatives Gary Rotherham, John Scarpellini and Charlie Anderson, a championship ring artist, to develop the idea.

**Features:** The center-top of the ring boasts a raised "G" on a background of diamonds with the words "World Champions" surrounding the logo. One shank (side) features the word "Packers" over the year "1996" above the word "Tradition," while the other shank includes the recipient's name, the Packers logo on a helmet, the team's 1996-97 record (16-3) and the recipient's number or position with the team. The ring contains 115 diamonds totaling 235 points, or 2.35 karats. In a true testament to the expansion of not only the league's roster limits, but also the front office and board of directors, the team produced 165 of the actual championship rings.

In addition to the rings themselves, Jostens designed several different sketches for the Packers, including a



honoring the 1966 championship and then another for the 1967 championship. Above the shield are banners commemorating all of the titles that had been won under then-head coach Lombardi: 1961, 1962, 1965, 1966 and 1967. Above those banners is a ribbon similar to the one from the previous year, featuring the scores of the Packers' two victorious championship games that closed out the season. The first is "Green Bay 21, Dallas 17," in remembrance of the historic NFL Championship known forever as "The Ice Bowl," and the second reads "Green Bay 33, Oakland 14," from Super Bowl II. Below the shield reads the word "Challenge." The other side of the ring features a ribbon with the person's name, and a large crown that has "NFL" inscribed on one side and "AFL" on the other with the crown sitting on top

of the globe to signify the world championships. Below the globe is the inscription "Run To Win." The Packers produced approximately 45 of these rings for players, coaches and select staff members.

women's ring for female staff and coaches' and players' wives. Each married player and coach received a women's ring for his spouse and any single players or coaches received a yellow "G" pendant with 87.5 points of diamonds in it.

## SUPER BOWL XLV CHAMPIONSHIP RING

**Designers:** An organization-led committee featuring Packers' President and CEO Mark Murphy, Executive Vice President and General Manager Ted Thompson, and Head Coach Mike McCarthy, along with Vice President of Football Administration Russ Ball and Vice President of Sales and Marketing Tim Connolly. The committee sought input from veteran players and then initiated the process once again with Jostens, producers of all four of the Packers' Super Bowl rings.



**Features:** As part of a recurring motif evident in several facets of the modern-day Packers franchise, the Super Bowl XLV championship ring matches first-rate quality with a thoughtful tribute to the organization's rich history and tradition. Presented to players, coaches and members of the

organization at a ceremony inside the Lambeau Field Atrium in June 2011, the diamond-studded platinum ring celebrates both the memorable journey and victory in the franchise's fifth Super Bowl appearance, and also some of the historical elements that make the Packers one of the NFL's oldest and most storied teams.

Similar to the XXXI ring, the crest features a raised "G" logo, this time cast in 18-karat yellow gold and set atop a green stone tablet. The theme of paying homage to history is seen front and center as the "G" features 13 diamonds commemorating the team's record 13 world championships. Additionally, the crest is cornered on each end by four marquis-cut diamonds in the shape of footballs, representative of the four Super Bowl wins. Comprising the remaining face of the crest are 92 diamonds, recognizing the 92-year history of the organization.

On one shoulder, the player's last name is emblazoned above a replica engraving of Lambeau Field, beneath which is their jersey number with a circle around it. The encircled number is a tribute to the front of the uniform worn by the 1929 team, winners of the first world championship in franchise history.



The opposite shoulder is topped by the spelled-out "PACKERS" logo above the Vince Lombardi Trophy, named, of course, in honor of the organization's legendary head coach. The coach's name is featured much as it is on the actual trophy, above the NFL shield, along with the letters "XLV."

The inside of the band features two separate inscriptions that make the piece unique.

The first is a listing of scores from the four playoff wins with accompanying logos of the defeated opponents. The first three wins came on the road, as the Packers became just the third team in league history to accomplish the feat and just the second No. 6 seed to win the Super Bowl.



The other inscription commemorates the speech given to the team by veteran cornerback Charles Woodson in the locker room following the NFC Championship victory over the Chicago Bears at Soldier Field. In the speech, Woodson, with one finger raised, encouraged his teammates to wholly unify for the coming two weeks that would lead them into Super Bowl XLV. His speech, and the major themes referenced within it, have been immortalized inside the ring with a large number "1" and the words "Mind, Goal, Purpose and Heart" listed vertically next to the number.

The rings were weighed at a reported 116 grams and feature diamonds totaling 3.35 carats.

### WOODSON GIVES "ONE" SPEECH FOR ALL TIME

The 2010 Packers became just the third team in NFL history to win three consecutive road playoff games, earning entry into Super Bowl XLV. A team that placed 15 players on injured reserve during the regular season, they continued to defy the odds throughout the playoffs, en route to becoming just the second No. 6 seed ever to win the Super Bowl.

Late in the season and during the playoffs, cornerback Charles Woodson became the team's emotional leader by virtue of his customary excellent performance on the field and his steady guidance off of it. Following the Packers' 21-14 triumph over the Chicago Bears in the NFC Championship Game at Soldier Field, Woodson took to a celebratory platform in the locker room after the team's postgame prayer.

A 13-year veteran who had suffered defeat in Super Bowl XXXVII as a member of the Oakland Raiders, Woodson seized the opportunity to set the agenda for the two weeks that would precede Green Bay's matchup with the Pittsburgh Steelers at Cowboys Stadium in North Texas.

Additionally, Woodson learned before the game that President Barack Obama had said publicly that he would attend the Super Bowl if the Bears were to advance. Knowing that the Super Bowl victor typically travels to the White House following the season, he was able to integrate that theme as well.

What followed is a speech that will forever exist in team lore and was eventually inscribed on the inner band of the team's Super Bowl championship rings:

*"I want y'all to think about one thing ... one ... For two weeks, think about one. Let's be one mind, let's be one heartbeat, for one purpose, one goal, for one more game ... one. Let's get it ... And check this, if the President doesn't want to come watch us in the Super Bowl ... Guess what? We'll go see him! Let's get a 'White House' on three ... One-Two-Three [collectively] 'WHITE HOUSE!'"*









### PACKERS 21, BOSTON REDSKINS 6

1936 NFL Championship  
Dec. 13 at Polo Grounds, New York

Although New York was not represented in the title playoff, the game was played at the Polo Grounds because George Preston Marshall, upset with Boston support, was shifting his Redskins franchise to Washington, D.C. In front of 29,545, Don Hutson caught a 48-yard touchdown pass from Arnie Herber in the first three minutes, and the Packers never trailed. Green Bay's two second-half scores were set up, respectively, by a 52-yard pass from Herber to Johnny "Blood" McNally and when Lon Evans blocked a punt.

<b>Packers</b> .....	7	0	7	7	—	21
<b>Boston</b> .....	0	6	0	0	—	6

GB — Hutson 48 pass from Herber (Smith kick)  
 Bos — Rentner 2 run (kick failed)  
 GB — Gantenbein 8 pass from Herber (Smith kick)  
 GB — Monnett 2 run (Engelbretsen kick)



### N.Y. GIANTS 23, PACKERS 17

1938 NFL Championship  
Dec. 11 at Polo Grounds, New York

The Packers overcame an early 9-0 deficit, spawned by two blocked punts deep in their territory, but could not hold off the Giants in the second half. Early in the second quarter, Green Bay began to close in when Arnie Herber capitalized on a Paul "Tiny" Engelbretsen interception by lofting a 40-yard touchdown strike to Carl

Mulleneaux, cutting the Giants' margin to 9-7.

But the Giants converted a midfield fumble by Packers fullback Eddie Jankowski into a 16-7 lead. Green Bay trimmed the margin to two points before the half, when Clarke Hinkle crashed over from the 6-inch line following a 66-yard Cecil Isbell pass to Wayland Becker.

During the opening minutes of the second half, the Packers took their only lead, when an Engelbretsen field goal presented them with a 17-16 edge. The Giants, however, stormed back with a 61-yard scoring drive, capped by a 23-yard pass from Ed Danowski to Hank Soar. Soar fought his way over the goal line from the 2, with Hinkle clinging to one leg, for what proved to be the winning touchdown. A (then) playoff-record 48,120 sat in on the proceedings.

<b>Packers</b> .....	0	14	3	0	—	17
<b>New York</b> .....	9	7	7	0	—	23

NY — FG Cuff 14  
 NY — Leemans 6 run (kick failed)  
 GB — C.Mulleneaux 40 pass from Herber (Engelbretsen kick)  
 NY — Barnard 21 pass from Danowski (Cuff kick)  
 GB — Hinkle 1 run (Engelbretsen kick)  
 GB — FG Engelbretsen 15  
 NY — Soar 23 pass from Danowski (Cuff kick)



### PACKERS 27, N.Y. GIANTS 0

1939 NFL Championship  
Dec. 10 at State Fair Park, Milwaukee

The Packers gained long-awaited national respect with the first shutout in an NFL title game, 27-0. Despite bitter 35-mph winds, both Arnie Herber and Cecil Isbell passed for touchdowns in securing the team's fifth world championship before 32,279 fans.

Green Bay mounted a 7-0 halftime lead, by dint of a Herber scoring strike to Milt Gantenbein, as the Giants missed on three field goal attempts. The Packers pulled away in the third quarter on a 29-yard field goal by Paul (Tiny) Engelbretsen, and a 31-yard TD pass from Isbell to Joe Laws, set up by Laws' 30-yard punt return. The Packers added 10 more points in the fourth quarter on a 42-yard field goal by Ernie Smith and a short scoring run by fullback Eddie Jankowski. Green Bay intercepted the Giants six times and held them to only 164 total yards.

<b>New York</b> .....	0	0	0	0	—	0
<b>Packers</b> .....	7	0	10	10	—	27

GB — Gantenbein 7 pass from Herber (Engelbretsen kick)  
 GB — FG Engelbretsen 29  
 GB — Laws 31 pass from Isbell (Engelbretsen kick)  
 GB — FG Smith 42  
 GB — Jankowski 1 run (E.Smith kick)



### CHICAGO BEARS 33, PACKERS 14

1941 Western Division Playoff  
Dec. 14 at Wrigley Field, Chicago

In a playoff contest necessitated when the two teams finished the year 10-1, each having given the other its lone loss, the Packers fell victim to Chicago's offensive trio of George McAfee, Norm Standlee and Hugh Gallarneau in the 16-degree cold at Wrigley Field.

After the Bears fumbled the opening kickoff, Green Bay grabbed an early 7-0 lead on Clarke Hinkle's 1-yard plunge. But Gallarneau's touchdown on an 81-yard punt return narrowed the gap to 7-6, before Chicago exploded for 24 second-quarter points to essentially settle the issue. The Bears rushed for 277 yards, including McAfee's (then) team-record 119. Standlee ran for 79 and added two touchdowns.

The Bears also held Green Bay's prolific end, Don Hutson, to only one catch for 19 yards.

<b>Packers</b> .....	7	0	7	0	—	14
<b>Chicago</b> .....	6	24	0	3	—	33

GB — Hinkle 1 run (Hutson kick)  
 Chi — Gallarneau 81 punt return (kick blocked)  
 Chi — FG Snyder 24  
 Chi — Standlee 3 run (Stydahar kick)  
 Chi — Standlee 2 run (Stydahar kick)  
 Chi — Swisher 9 run (Stydahar kick)  
 GB — Van Every 10 pass from Isbell (Hutson kick)  
 Chi — FG Snyder 26



### PACKERS 14, N.Y. GIANTS 7

1944 NFL Championship  
Dec. 17 at Polo Grounds, New York

With peerless pass-catcher Don Hutson employed primarily as a decoy, fullback Ted Fritsch emerged as the offensive hero in the Packers' sixth world title victory.

Fritsch scored both Green Bay touchdowns, a 1-yard run on fourth-and-goal, and a 28-yard pass-and-run collaboration with Irv Comp in the second. Meanwhile,

Ward Cuff scored the Giants' touchdown with a 1-yard plunge on the initial play of the fourth quarter, a drive which saw New York advance past its own 35-yard line for the first time in the game. Joe Laws, the Packers' veteran, 34-year-old all-purpose halfback, set a (then) playoff record with three interceptions, and rushed for 74 yards on 13 carries.

<b>Packers</b> .....	0	14	0	0	—	14
<b>New York</b> .....	0	0	0	7	—	7

GB — Fritsch 1 run (Hutson kick)  
 GB — Fritsch 28 pass from Comp (Hutson kick)  
 NY — Cuff 1 run (Strong kick)



### PHILADELPHIA 17, PACKERS 13

1960 NFL Championship  
Dec. 26 at Franklin Field, Philadelphia

The Packers couldn't hold a 13-10 fourth-quarter lead, yielding a late surge to the Eagles, who scored the deciding points on a 5-yard burst by Ted Dean.


Green Bay had stopped Philadelphia at its own 4 late in the third quarter, then recaptured the lead on a 7-yard TD pass from Bart Starr to Max McGee. But on the ensuing kickoff, Dean's 58-yard return ignited the Eagles, and led to his game-winning touchdown with 5:21 remaining. Green Bay made a last-ditch effort, driving to the Eagles' 22, but on its final play, Philadelphia's Chuck Bednarik stopped Jim Taylor at the 8 as time expired.

The contest marked the Packers' first title game appearance in 16 years. It would also mark Vince Lombardi's only playoff loss.

<b>Packers</b> .....	3	3	0	7	—	13
<b>Philadelphia</b> .....	0	10	0	7	—	17

GB — FG Hornung 20  
 GB — FG Hornung 23  
 Phi — McDonald 35 pass from Van Brocklin (Walston kick)  
 Phi — FG Walston 15  
 GB — McGee 7 pass from Starr (Hornung kick)  
 Phi — Dean 5 run (Walston kick)





**PACKERS 37, N.Y. GIANTS 0**

1961 NFL Championship  
Dec. 31 at City Stadium, Green Bay


Paul Hornung, on leave from the Army, tied a (then) playoff record with 19 points, keying the Packers' rout of the Giants in the first title game ever played in Green Bay.

A (then) team-record 39,029 watched the Green and Gold erupt for 24 points in the second quarter. In all, the Packers scored seven times against the NFL's top defensive team, amassing four touchdowns and three field goals. The defense, meanwhile, proved a devastating complement, intercepting four passes and recovering one fumble, while limiting New York to six first downs and 130 total yards.

Two interceptions, by Ray Nitschke and Hank Gremminger, set up the team's second and third touchdowns, while the fumble recovery (by Forrest Gregg) led to Hornung's second field goal. Hornung's final FG came after Jesse Whitenton's interception.

\*renamed Lambeau Field in 1965

New York	0	0	0	0	—	0
Packers	0	24	10	3	—	37
GB —	Hornung 6 run (Hornung kick)					
GB —	Dowler 13 pass from Starr (Hornung kick)					
GB —	R.Kramer 14 pass from Starr (Hornung kick)					
GB —	FG Hornung 17					
GB —	FG Hornung 22					
GB —	R.Kramer 13 pass from Starr (Hornung kick)					
GB —	FG Hornung 19					



**PACKERS 16, N.Y. GIANTS 7**

1962 NFL Championship  
Dec. 30 at Yankee Stadium, New York

In a raw, cyclonic setting (13-degree temperatures and 40-mile-per-hour winds), the Packers led the entire game, a primitive, hand-to-hand struggle. Ray Nitschke, the game's eventual MVP, proved the principal frustration to New York, seeking redemption for a shutout humiliation in the '61 title game. Early in the contest, Nitschke deflected a Giants pass, triggering an interception that blunted the drive at the Green Bay 10. The linebacker also recovered two fumbles, one that led to the Packers' only touchdown, and another that set up a 29-yard field goal by Jerry Kramer, whose trio of three-pointers provided the eventual margin.

The Giants' only TD came after blocking a Max McGee punt in the Green Bay end zone, midway through the third quarter.

A battered Jim Taylor, engaged in a fierce battle with New York's Sam Huff, set a franchise playoff record with 31 rushing attempts, good for 85 yards.

Packers	3	7	3	3	—	16
New York	0	0	7	0	—	7
GB —	FG J.Kramer 26					
GB —	Taylor 7 run (J.Kramer kick)					
NY —	Collier blocked punt recovery in end zone (Chandler kick)					
GB —	FG J.Kramer 29					
GB —	FG J.Kramer 30					



**PACKERS 13, BALTIMORE 10 (OT)**

1965 Western Conference Championship  
Dec. 26 at Lambeau Field, Green Bay

Don Chandler's game-winning field goal, at 13:39 of sudden death, ended the Packers' first-ever overtime game, and their only such playoff contest until 2003. His 25-yard kick sent Green Bay to the NFL Championship, after both the Colts and Packers ended the regular season 10-3-1.


Chandler's first field goal, a game-tying 22-yarder with 1:58 left in regulation, remains controversial. Baltimore loyalists, led by coach Don Shula, claimed it sailed wide right. The kick, which flew high above the upright, actually triggered the league to extend the goal posts' height for the following season.

The Colts, playing without starting quarterback Johnny Unitas (knee) and his backup Gary Cuzco (dislocated shoulder), used halfback Tom Matte as a fill-in. Matte completed only five passes, but did gain 57 yards rushing.

Baltimore held a 10-0 halftime lead, scoring 21 seconds into the game when linebacker Don Shinnick returned a Bill Anderson fumble 25 yards for a touchdown. Bart Starr, in pursuit, injured his ribs on the play, Green Bay's first from scrimmage.

Zeke Bratkowski replaced Starr for the balance of the afternoon, completing 22 of 39 passes for 248 yards. The Packers moved to within 10-7 in the third quarter when Paul Hornung scored on a 1-yard run, setting the stage for Chandler's heroics.

Baltimore	7	3	0	0	—	10
Packers	0	0	7	3	—	13
Bal —	Shinnick 25 fumble return (Michaels kick)					
Bal —	FG Michaels 15					
GB —	Hornung 1 run (Chandler kick)					
GB —	FG Chandler 22					
GB —	FG Chandler 25					



**PACKERS 23, CLEVELAND 12**

1966 NFL Championship  
Jan. 2, 1966, at Lambeau Field, Green Bay


After four inches of snow softened the Lambeau surface, the Packers used their running game to rally past Cleveland, and a crowd of 50,777 celebrated the team's third championship in five years.

Paul Hornung (18-105) and Jim Taylor (27-96) amassed 201 yards rushing, helping the Packers overcome an early 9-7 deficit.

Packers defenders, meanwhile, allowed only 50 yards to Cleveland's Jim Brown, the league's leading rusher with 1,544 yards during the year.

In the third quarter, Bart Starr finally settled the see-saw battle, escorting the Packers on a 90-yard, 11-play drive, ending when Hornung scored on a 13-yard sweep around the Browns' right perimeter. Kickers Don Chandler and Lou Groza booted five total field goals.

Cleveland	9	3	0	0	—	12
Packers	7	6	7	3	—	23
GB —	Dale 47 pass from Starr (Chandler kick)					
Cle —	Collins 17 pass from Ryan (kick failed)					
Cle —	FG Groza 24					
GB —	FG Chandler 15					
GB —	FG Chandler 23					
Cle —	FG Groza 28					
GB —	Hornung 13 run (Chandler kick)					
GB —	FG Chandler 29					



**PACKERS 34, DALLAS 27**

1967 NFL Championship  
Jan. 1, 1967, at Cotton Bowl, Dallas

Bart Starr, in one of his finest hours, threw four touchdowns, and Tom Brown thwarted a last-minute Cowboys bid, leading Green Bay to its second straight title and fourth in six years.

With 28 seconds left, Brown stunned most of the 74,152 fans when he intercepted Don Meredith's fourth-down pass in the end zone.

The Packers mounted a quick 14-0 lead, after Starr hit Elijah Pitts on a 21-yard touchdown, and rookie Jim Grabowski returned a fumble 18 yards for a score. But an explosive Dallas comeback cut the margin to 21-17 by halftime, and 21-20 after Danny Villanueva's third-quarter field goal. Starr then hit Boyd Dowler and Max McGee with 16- and 28-yard scoring passes, respectively, to provide a cushion against the Cowboys' late surge.

Packers	14	7	7	6	—	34
Dallas	14	3	3	7	—	27
GB —	Pitts 17 pass from Starr (Chandler kick)					
GB —	Grabowski 18 fumble return (Chandler kick)					
Dal —	Reeves 3 run (Villanueva kick)					
Dal —	Perkins 23 run (Villanueva kick)					
GB —	Dale 51 pass from Starr (Chandler kick)					
Dal —	FG Villanueva 11					
Dal —	FG Villanueva 32					
GB —	Dowler 16 pass from Starr (Chandler kick)					
GB —	McGee 28 pass from Starr (kick blocked)					
Dal —	Clarke 68 pass from Meredith (Villanueva kick)					



**PACKERS VS RAMS**

**PACKERS 28, LOS ANGELES 7**  
 1967 Western Conf. Championship  
 Dec. 23 at County Stadium, Milwaukee  
 Travis Williams scored two touchdowns, and the Packers weathered three early turnovers, downing the Rams in the first regularly scheduled conference playoff in NFL history.

After L.A. got on the board first with Roman Gabriel's 29-yard scoring pass to Bernie Casey, the Packers responded with 28 unanswered points, in one of Milwaukee County Stadium's more memorable games.


Williams rushed for 88 yards on 18 carries, while Bart Starr threw for 222 yards with one touchdown and set a (then) team record by completing 73.9 percent of his passes (17 of 23). End Carroll Dale caught Starr's scoring toss, one of six catches for 109 yards. The Packers also sacked Gabriel five times, including 3½ by Henry Jordan.

Green Bay's victory kicked off a trio of postseason wins that included the legendary Ice Bowl NFL championship eight days later, and a second straight Super Bowl victory.

<b>Los Angeles</b> . . . . .	7	0	0	0	—	7
<b>Packers</b> . . . . .	0	14	7	7	—	28
LA — Casey 29 pass from Gabriel (Gossett kick)						
GB — Williams 46 run (Chandler kick)						
GB — Dale 17 pass from Starr (Chandler kick)						
GB — Mercein 6 run (Chandler kick)						
GB — Williams 2 run (Chandler kick)						

used a five-man defensive line to shut down the running game. Washington's Larry Brown rushed for 101 yards on 25 carries.

<b>Washington</b> . . . . .	0	3	0	0	—	3
<b>Packers</b> . . . . .	0	10	0	6	—	16
GB — FG Marcol 17						
Was — Jefferson 32 pass from Kilmer (Knight kick)						
Was — FG Knight 42						
Was — FG Knight 35						
Was — FG Knight 46						



**PACKERS 41, ST. LOUIS 16**


1982 NFC First-Round Playoff  
 Jan. 8, 1983, at Lambeau Field, Green Bay

The Packers halted a first-quarter Cardinals drive at the 1, then scored a (then) franchise-record 41 points to open the Super Bowl tournament, following the strike-shortened 1982 season.

Lynn Dickey culminated two long TD drives with passes to John Jefferson and James Lofton. The Packers then capitalized on a pair of St. Louis turnovers, converting each into an Eddie Lee Ivory TD.

Green Bay led 28-9 at half, and 41-9 in the fourth. Dickey (17 of 23, 260 yards, no interceptions) tied a team playoff record with four TD passes. Jefferson (six catches) set a (then) club postseason mark with 148 receiving yards, including a 60-yard TD reception. And, Jan Stenerud kicked a 46-yard field goal, then the longest in team playoff history.

<b>St. Louis</b> . . . . .	3	6	0	7	—	16
<b>Packers</b> . . . . .	7	21	10	3	—	41
StL — FG O'Donoghue 18						
GB — Jefferson 60 pass from Dickey (Stenerud kick)						
GB — Lofton 20 pass from Dickey (Stenerud kick)						
GB — Ivory 2 run (Stenerud kick)						
GB — Ivory 4 pass from Dickey (Stenerud kick)						
StL — Tilley 5 pass from Lomax (kick blocked)						
GB — FG Stenerud 46						
GB — Jefferson 7 pass from Dickey (Stenerud kick)						
StL — FG Stenerud 34						
StL — Shumann 18 pass from Lomax (O'Donoghue kick)						




**WASHINGTON 16, PACKERS 3**

1972 NFC Divisional Playoff  
 Dec. 24 at RFK Stadium, Washington, D.C.

Chester Marcol's 17-yard field goal early in the second quarter put the Packers out front, but late in the same period, Billy Kilmer's TD to Roy Jefferson gave the Redskins a lead they never yielded. Curt Knight kicked three field goals to provide the Redskins' other points before a crowd of 53,140 fans.

John Brockington, the Packers' 1,000-yard rusher, had to settle for 9 yards on 13 carries as the Redskins

**THE ICE BOWL**



**PACKERS 21, DALLAS 17**

1967 NFL Championship  
 Dec. 31 at Lambeau Field, Green Bay

Bart Starr's game-winning touchdown, a 1-yard dive behind Jerry Kramer and Ken Bowman with 13 seconds remaining, clinched a third straight Green Bay championship and ended the "Ice Bowl." Starr's score, on third down with no timeouts left, climaxed a 68-yard, 12-play drive which began with 4:50 on the clock. In all, 50,861 watched the coldest game in league annals. Kickoff temperature was 13 below zero and the wind chill was minus-46.

Like the year before, the Packers grabbed an early 14-0 advantage. But this time the Cowboys came back, gaining a 17-14 edge on the first play of the fourth quarter, when Lance Rentzel caught a 50-yard touchdown from halfback Dan Reeves. The contest was later voted the greatest game in pro football history.


<b>Dallas</b> . . . . .	0	10	0	7	—	17
<b>Packers</b> . . . . .	7	7	0	7	—	21
GB — Dowler 8 pass from Starr (Chandler kick)						
GB — Dowler 43 pass from Starr (Chandler kick)						
Dal — Andrie 7 fumble return (Villanueva kick)						
Dal — FG Villanueva 21						
Dal — Rentzel 50 pass from Reeves (Villanueva kick)						
GB — Starr 1 run (Chandler kick)						

**DID YOU KNOW?**

- Even though Super Bowl II had yet to be played, the Packers were anointed as NFL champions following their Ice Bowl victory. In turn, they were recognized as the first three-time champs under the league's playoff system, which had been introduced in 1933. At that point, the NFL and rival American Football League were still operating separately.
- Lambeau Field's underground heating system, Vince Lombardi's pet project, didn't fail due to electrical problems. Moisture built up overnight under a tarp and started turning to ice soon after it was removed. Consequently, the thermostat couldn't be cranked high enough to deal with the severe conditions.



- Quarterback Bart Starr didn't call for a quarterback sneak in the huddle. He called "31 Wedge," which called for the fullback to dive between the center and right guard. Only Starr knew he wasn't going to hand off the ball.
- The UW-La Crosse marching band's halftime show was canceled after 11 members were hospitalized and treated for frostbite following a morning practice.
- Officials couldn't use their whistles to stop play. They froze.



**DALLAS 37, PACKERS 26**  
 1982 NFC Second-Round Playoff  
 Jan. 16, 1983, at Texas Stadium, Irving  
 Dallas' late 74-yard touchdown drive ended all Green Bay comeback hopes, in front of 63,972 fans.

The Packers pulled to within four, 30-26, when Mark Lee returned a fourth-quarter interception 22 yards for a touchdown. Green Bay in the second half rolled up 363 yards of total offense and outscored Dallas, 19-17.

But despite a (then) team-record 466 overall yards, Green Bay couldn't overcome a slow start and a 20-7 halftime deficit. Lynn Dickey threw for a (then) team playoff-record 332 yards (19 of 36). Split end James Lofton emerged with 109 yards on five receptions and spiced the Packers' second-half comeback by taking a reverse 71 yards for a TD, matching the NFL's longest postseason run from scrimmage (since broken).

The Cowboys' Dennis Thurman intercepted three passes, returning one 39 yards for a touchdown and another to end the Packers' last-gasp possession in the fourth quarter.

<b>Packers</b> .....	0	7	6	13	—	26
<b>Dallas</b> .....	6	14	3	14	—	37
Dal — FG	Septien 50					
Dal — FG	Septian 34					
GB — Lofton	6 pass from Dickey (Stenerud kick)					
Dal — Newsome	2 run (Septien kick)					
Dal — Thurman	39 interception return (Septien kick)					
GB — FG	Stenerud 30					
GB — FG	Stenerud 33					
Dal — FG	Septien 24					
GB — Lofton	71 run (kick blocked)					
Dal — Cosbie	7 pass from D.White (Septien kick)					
GB — Lee	22 interception return (Stenerud kick)					
Dal — Newhouse	1 run (Septien kick)					



**PACKERS 28, DETROIT 24**  
 1993 NFC Wild Card Playoff  
 Jan. 8, 1994, at Silverdome, Pontiac, Mich.  
 Brett Favre's 40-yard touchdown pass to Sterling Sharpe in the final minute gave Green Bay one of the most electrifying victories in its rich postseason history.

Favre's pass, a scrambling, across-the-body throw from extreme left to extreme right, found Sharpe wide open in the end zone with 55 seconds remaining. It capped a see-saw battle with the NFC Central Division champion Lions.

Earlier, rookie safety George Teague returned an Erik Kramer interception 101 yards for a touchdown, longest in NFL playoff annals, giving Green Bay a 21-17 lead. Sharpe (five catches, 101 yards) also made the record book, tying an NFL playoff mark with three touchdown receptions.

The Lions' Barry Sanders, returning from a knee injury, ignited the Silverdome crowd of 68,479 with 169 yards rushing.

<b>Packers</b> .....	0	7	14	7	—	28
<b>Detroit</b> .....	3	7	7	7	—	24
Det — FG	Hanson 47					
GB — Sharpe	12 pass from Favre (Jacke kick)					
Det — Perriman	1 pass from Kramer (Hanson kick)					
Det — Jenkins	15 interception return (Hanson kick)					
GB — Sharpe	28 pass from Favre (Jacke kick)					
GB — Teague	101 interception return (Jacke kick)					
Det — D.Moore	5 run (Hanson kick)					
GB — Sharpe	40 pass from Favre (Jacke kick)					



**DALLAS 27, PACKERS 17**  
 1993 NFC Divisional Playoff  
 Jan. 16, 1994, at Texas Stadium, Irving


The Cowboys' 17-point second-quarter surge overcame an early Packers lead and gave the eventual Super Bowl champions momentum they would not relinquish.

But the Packers held that momentum in the first quarter. They stopped Bill Bates short on a fourth-down fake punt, and capitalized on great field position to score the game's first points, a Chris Jacke field goal.

Brett Favre threw for 331 yards and Sterling Sharpe (six recep-

tions, 128 yards) turned in a second straight 100-yard effort. Dallas' Troy Aikman completed 28 of 37 passes for 302 yards and three touchdowns, while Michael Irvin added nine receptions for 126 yards.

<b>Packers</b> .....	3	0	7	7	—	17
<b>Dallas</b> .....	0	17	7	3	—	27
GB — FG	Jacke 30					
Dal — Harper	25 pass from Aikman (Murray kick)					
Dal — FG	Murray 41					
Dal — Novacek	6 pass from Aikman (Murray kick)					
Dal — Irvin	19 pass from Aikman (Murray kick)					
GB — Brooks	13 pass from Favre (Jacke kick)					
Dal — FG	Murray 38					
GB — Sharpe	29 pass from Favre (Jacke kick)					



**PACKERS 16, DETROIT 12**  
 1994 NFC Wild Card Playoff  
 Dec. 31 at Lambeau Field, Green Bay

Spurred by a classic defensive performance, the Packers outlasted Detroit in Green Bay's first home playoff game since 1982. Coordinator Fritz Shurmur held the NFL's leading rusher, Barry Sanders, to a career-low minus-1 yard on 13 attempts, and limited the Lions collectively on the ground to minus-4 yards (a record that still stands today) — erasing a 31-year-old league playoff record.

Brett Favre directed several long drives, including a 76-yard excursion on the game's opening series, capped by a 3-yard touchdown run by Dorsey Levens. Green Bay, who controlled the ball for 37-plus minutes, played turnover-free throughout, entertaining the 58,125 fans. Chris Jacke added three field goals, including a Packers postseason-record 51-yarder.

The Lions pulled to within 13-10 in the fourth quarter, on Dave Krieg's 3-yard touchdown pass to Brett Perriman, and reached the Packers' 11-yard line on their final drive in the game's closing moments. But the Green Bay defense stiffened, recapturing the ball on downs, before Packers punter Craig Hentrich took an intentional safety to run out the day's final seven seconds.

<b>Detroit</b> .....	0	0	3	9	—	12
<b>Packers</b> .....	7	3	3	3	—	16
GB — Levens	3 run (Jacke kick)					
GB — FG	Jacke 51					
Det — FG	Hanson 38					
GB — FG	Jacke 32					
Det — Perriman	3 pass from Krieg (Hanson kick)					
GB — FG	Jacke 28					
Det — Safety,	Hentrich ran out of end zone					



**DALLAS 35, PACKERS 9**  
 1994 NFC Divisional Playoff  
 Jan. 8, 1995, at Texas Stadium, Irving


The Packers couldn't overcome a 28-9 halftime deficit, and despite 327 yards of total offense, fell to Dallas' arsenal of offensive superstars in the NFC semifinals.

Trailing only 7-3 in the first quarter, the Packers pinned Dallas deep in its own territory. But Troy Aikman then connected with Alvin Harper on a (then) NFL playoff-record 94-yard touchdown pass. Aikman threw for 337 yards, and three Dallas receivers — Michael Irvin (111), Harper (108) and Jay Novacek (104) — had 100-yard days. Dallas backup Blair Thomas rushed for 70 yards and two scores after replacing Emmitt Smith, who left in the first quarter after aggravating a hamstring injury.

Packers flanker Robert Brooks, moving into the spot usually occupied by an injured Sterling Sharpe, equaled his career best with eight receptions, for a game-high 138 yards.

<b>Packers</b> .....	3	6	0	0	—	9
<b>Dallas</b> .....	14	14	0	7	—	35
Dal — E.Smith	5 run (Boniol kick)					
GB — FG	Jacke 50					
Dal — Harper	94 pass from Aikman (Boniol kick)					
Dal — B.Thomas	1 run (Boniol kick)					
GB — Bennett	1 run (pass failed)					
Dal — Galbraith	1 pass from Aikman (Boniol kick)					
Dal — B.Thomas	2 run (Boniol kick)					





### PACKERS 37, ATLANTA 20

1995 NFC Wild Card Playoff  
Dec. 31 at Lambeau Field, Green Bay

Utilizing a balanced offensive attack, including Edgar Bennett's (then) franchise playoff-record 108 rushing yards, Green Bay toppled the Falcons on a foggy, 30-degree afternoon. The Packers had earned their first NFC Central crown in 23 years.

Jeff George's 65-yard touchdown pass to Eric Metcalf gave Atlanta a 7-0 edge three minutes into the game and stunned the crowd of 60,453. But the Packers quickly regained control, scoring two first-quarter TDs.

Green Bay broke open the game midway through the second period, when rookie Antonio Freeman became the first Packers player to return a kick for a postseason touchdown, taking a punt back 76 yards. Then, with less than one minute left in the first half, Mark Chmura caught a 2-yard touchdown from Brett Favre, capping a 14-play, 85-yard drive, extending the lead to 27-10.

Favre's third TD toss – a perfect, lofting spiral to Dorsey Levens with just under eight minutes left – cemented the issue. Favre completed passes to nine receivers, while Bennett averaged 4.5 yards on the ground, with one TD, on 24 attempts.

Atlanta	.....	7	3	0	10	—	20
Packers	.....	14	13	0	10	—	37
Atl	—	Metcalf 65 pass from J.George (Andersen kick)					
GB	—	Bennett 8 run (Jacke kick)					
GB	—	R.Brooks 14 pass from Favre (Jacke kick)					
Atl	—	FG Andersen 31					
GB	—	Freeman 76 punt return (bad snap)					
GB	—	Chmura 2 pass from Favre (Jacke kick)					
Atl	—	Birden 27 pass from J.George (Andersen kick)					
GB	—	Levens 18 pass from Favre (Jacke kick)					
Atl	—	FG Andersen 22					
GB	—	FG Jacke 25					



### PACKERS 27, SAN FRANCISCO 17

1995 NFC Divisional Playoff  
Jan. 6, 1996, at 3Com Park, San Francisco

Physically menacing the 49ers offense, Green Bay shocked the defending Super Bowl champions and advanced to the NFC Championship for the first time.

The victory, especially sweet for San Francisco native Mike Holmgren, marked the coach's first game against the club that launched his pro coaching career.

After the Niners blocked a field goal to end Green Bay's opening drive, the Packers defense set the tone for the rest of the game. On San Francisco's first play, Wayne Simmons drilled fullback Adam Walker on a screen pass, forcing a fumble that rookie Craig Newsome returned 31 yards for the day's first points. The Packers then mounted 62- and 72-yard scoring drives on their next two possessions; Brett Favre's touchdown passes to Keith Jackson and Mark Chmura, respectively, gave Green Bay a 21-0 second-quarter advantage.

Favre, the NFL's MVP, completed 21 of 28 passes (75 percent), while Jackson, whose two long receptions over the middle set up Packers scores, caught four for 101 yards. Robert Brooks' four catches totaled 103 yards.

The Packers defense forced four turnovers and battered Steve Young all afternoon, with three sacks and countless knockdowns, forcing him to attempt an NFL playoff-record 65 passes in a futile comeback bid. Meanwhile, San Francisco's receiver nonpareil, Jerry Rice, made 11 receptions but had few yards after the catch.

Green Bay posted the only road victory by an NFC team in the divisional playoffs from 1990-99.

Packers	.....	14	7	3	3	—	27
San Francisco	.....	0	3	7	7	—	17
GB	—	Newsome 31 fumble return (Jacke kick)					
GB	—	Jackson 3 pass from Favre (Jacke kick)					
GB	—	Chmura 13 pass from Favre (Jacke kick)					
SF	—	FG Wilkins 21					
SF	—	Young 1 run (Wilkins kick)					
GB	—	FG Jacke 27					
GB	—	FG Jacke 26					
SF	—	Loville 2 run (Wilkins kick)					



### DALLAS 38, PACKERS 27

1995 NFC Championship  
Jan. 14, 1996, at Texas Stadium, Irving

Green Bay, one win from its first Super Bowl in 28 years, held a fourth-quarter lead before succumbing to the offensive firepower of the eventual league champions.

Emmitt Smith (35-150), behind his massive offensive line, rushed for three touchdowns, ending the Packers' season at Texas Stadium for the third straight year.

After the Packers converted a blocked punt into a field goal, Troy Aikman threw two TD passes to Michael Irvin. Brett Favre answered with two scores of his own – at the time a team postseason-record 73-yard pass to Robert Brooks and a Keith Jackson connection – to vault Green Bay into the lead, 17-14. Dallas added 10 points before halftime, though, to go up 24-17.

Green Bay got the second half's first 10 points, including Favre's 1-yard touchdown pass to Brooks, and held a 27-24 lead at the end of three quarters.

But Smith's talents glistened in the fourth quarter. His two rushing TDs – sandwiched around Larry Brown's drive-killing interception in Dallas territory – gave the Cowboys their third Super Bowl appearance in four years.

Packers	.....	10	7	10	0	—	27
Dallas	.....	14	10	0	14	—	38
GB	—	FG Jacke 46					
Dal	—	Irvin 6 pass from Aikman (Boniol kick)					
Dal	—	Irvin 4 pass from Aikman (Boniol kick)					
GB	—	Brooks 73 pass from Favre (Jacke kick)					
GB	—	Jackson 24 pass from Favre (Jacke kick)					
Dal	—	FG Boniol 34					
Dal	—	E.Smith 1 run (Boniol kick)					
GB	—	FG Jacke 37					
GB	—	Brooks 1 pass from Favre (Jacke kick)					
Dal	—	E.Smith 5 run (Boniol kick)					
Dal	—	E.Smith 16 run (Boniol kick)					



### PACKERS 35, SAN FRANCISCO 14

1996 NFC Divisional Playoff  
Jan. 4, 1997, at Lambeau Field, Green Bay

Jump-started by their special teams, specifically two punt returns by Desmond Howard, the Packers took the first step toward an eventual berth in Super Bowl XXXI by eliminating the 49ers for a second straight year. With rain since early morning on a cold and dreary day, the field offered less-than-ideal footing, and deteriorated into a quagmire by game's end. Despite the weather, 60,787 spectators (three no-shows) still showed up.

After the 49ers went three-and-out on their first drive, Howard weaved his way through several defenders for a 71-yard touchdown just 2:15 into the game. Then, midway through the first quarter, Howard broke free on a second punt return, traveling 46 yards before San Francisco tripped him up at its own 7. Moments later, Brett Favre hit Andre Rison on a 4-yard touchdown pass to give Green Bay a 14-0 advantage.

After an Edgar Bennett TD, the 49ers converted two Green Bay special-teams miscues into 14 points, bringing the game back within reach. First, a San Francisco punt bounced off Chris Hayes' leg and the 49ers recovered at the Green Bay 26, setting up a Terry Kirby touchdown catch. Then, when the Packers failed to field a short kickoff to open the second half, San Francisco recovered at the Green Bay 4, and, on the next play, Elvis Grbac's naked bootleg trimmed the Packers' lead to 21-14.

To their credit, the Packers stormed back on their next possession, going 72 yards in 12 plays, a drive capped when Antonio Freeman recovered Bennett's fumble in the end zone.

Neither team gained many yards in the sloppy conditions. Green Bay racked up only 210 yards, including a club postseason-low 71 passing. Bennett was the Packers' workhorse, running for 80 yards and two touchdowns on 17 carries. Steve Young's broken ribs, suffered one week earlier, forced him out after two series and San Francisco managed just 196 total yards.



1996 NFC Divisional Playoff, continued

San Francisco	0	7	7	0	—	14
Packers	14	7	7	7	—	35
GB	— Howard 71 punt return (Jacke kick)					
GB	— Rison 4 pass from Favre (Jacke kick)					
GB	— Bennett 2 run (Jacke kick)					
SF	— Kirby 8 pass from Grbac (Wilkins kick)					
SF	— Grbac 4 run (Wilkins kick)					
GB	— Freeman fumble recovery in end zone (Jacke kick)					
GB	— Bennett 11 run (Jacke kick)					



**PACKERS 30, CAROLINA 13**

1996 NFC Championship  
Jan. 12, 1997, at Lambeau Field, Green Bay

The Packers overcame two early deficits to defeat upstart Carolina and earn a berth to their first Super Bowl in 29 years, largely on the strength of Dorsey Levens' 205 yards of offense. It was the first title game in Green Bay since the legendary 1967 "Ice Bowl."

Not quite 10 minutes into the game, linebacker Sam Mills intercepted Brett Favre deep in Green Bay territory, setting up Kerry Collins' 3-yard TD toss to Howard Griffith.

On the first snap of the second quarter, Levens evened the score, out-jumping Carolina's Eric Davis at the right edge of the end zone on a 29-yard touchdown reception. The previous play, Levens had rushed for 35 yards on third-and-1.

Carolina converted a Favre fumble, near midfield, into a field goal, but the Packers stormed back with 10 points in the final minute of the first half. Favre connected with Antonio Freeman for a touchdown on a 6-yard fade with 48 seconds remaining, capping a 15-play, 71-yard drive. When the Panthers then attempted to move downfield, rookie Tyrone Williams made a diving interception at the Packers' 38, which Chris Jacke turned into a 31-yard field goal 10 seconds before halftime.


Late in the third quarter, Edgar Bennett strolled untouched through the middle on a 4-yard touchdown, giving Green Bay a 27-13 lead. Levens set up the score on the previous play, going 66 yards down the right sideline on a perfectly executed screen.

Green Bay put up 479 net yards, a (then) team playoff record. It churned out 201 rushing yards (99 on Bennett's 25 carries, 88 on only 10 attempts by Levens). Levens also made five receptions for 117 yards, and Favre completed 19 of 29 for 292 yards.

While the weather certainly was cold — 3 degrees with a minus-17 wind chill — the storyline before the game was the field, ravaged against San Francisco the previous week, when rainy conditions turned it into a mud pit. The Packers installed an all-new surface days prior to the game, with sod trucked in from Maryland on more than two dozen semis.

The George S. Halas Trophy, symbolic of the National Football Conference Championship, was presented to President Bob Harlan, General Manager Ron Wolf and Head Coach Mike Holmgren in an on-field ceremony following the game.

Carolina	7	3	3	0	—	13
Packers	0	17	10	3	—	30
Car	— Griffith 3 pass from Collins (Kasay kick)					
GB	— Levens 29 pass from Favre (Jacke kick)					
Car	— FG Kasay 22					
GB	— Freeman 6 pass from Favre (Jacke kick)					
GB	— FG Jacke 31					
GB	— FG Jacke 32					
Car	— FG Kasay 23					
GB	— Bennett 4 run (Jacke kick)					
GB	— FG Jacke 28					



**PACKERS 21, TAMPA BAY 7**

1997 NFC Divisional Playoff  
Jan. 4, 1998, at Lambeau Field, Green Bay

In a hard-fought, defensive struggle — much like their two earlier meetings during the regular season — the Packers' offensive superiority overwhelmed the Bucs on a gray day. Dorsey Levens' (then) team playoff-record 112 rushing yards helped Green Bay maintain control.

The Packers foiled three first-half field-goal opportunities. On the first, Bob Kuberski surged up the middle to block Michael Husted's 43-yard attempt. On the second, Keith McKenzie stuffed Tampa Bay's fake field goal for no gain. Then, on the third, Bucs long snapper Dave Moore sailed the ball over holder Steve Walsli's head.

After Kuberski's block, Brett Favre moved 67 yards for the team's first score, a touchdown pass to Mark Chmura. Rookie Ryan Longwell then hit two field goals, the second set up by a Tyrone Williams interception in Bucs territory.

Tampa Bay, making its first playoff appearance in 15 years, got its only points after intercepting Favre and driving 94 yards for a Mike Alstott touchdown. But the Packers kept the Bucs at arm's length when Levens, who had 88 yards after halftime, punched in a short touchdown run early in the fourth quarter and Favre converted a two-point conversion on a quarterback draw.


Warren Sapp forced two fumbles and sacked Favre three times. The two combatants openly jawed throughout the contest in an intriguing showdown.

Tampa Bay	0	0	7	0	—	7
Packers	7	6	0	8	—	21
GB	— Chmura 3 pass from Favre (Longwell kick)					
GB	— FG Longwell 21					
GB	— FG Longwell 32					
TB	— Alstott 6 run (Husted kick)					
GB	— Levens 2 run (Favre run)					

**PACKERS HOME PLAYOFF WEATHER, BY TEMPERATURE**

Green Bay ...

Date	Opponent	Game	Result	Kickoff	Conditions
Dec. 31, 1967	Dallas Cowboys	NFL Championship Game	W, 21-17	-13°	-46° wind chill
Jan. 20, 2008	New York Giants	NFC Championship Game	L, 20-23 (ot)	-1°	-23° wind chill
Jan. 12, 1997	Carolina Panthers	NFC Championship Game	W, 30-13	3°	-17° wind chill
Jan. 5, 2014	San Francisco 49ers	NFC Wild Card Playoff	L, 20-23	5°	-10° wind chill
Jan. 8, 2017	New York Giants	NFC Wild Card Playoff	W, 38-13	14°	4° wind chill
Jan. 8, 1983	St. Louis Cardinals	Super Bowl Tour, First Round	W, 41-16	20°	
Jan. 4, 2004	Seattle Seahawks	NFC Wild Card Playoff	W, 33-27 (ot)	20°	7° wind chill
Dec. 31, 1961	New York Giants	NFL Championship Game	W, 37-0	21°	5° wind chill
Jan. 11, 2015	Dallas Cowboys	NFC Divisional Playoff	W, 26-21	24°	
Jan. 9, 2005	Minnesota Vikings	NFC Wild Card Playoff	L, 17-31	26°	
Jan. 4, 1998	Tampa Bay Buccaneers	NFC Divisional Playoff	W, 21-7	28°	patchy, freezing drizzle
Jan. 13, 2002	San Francisco 49ers	NFC Wild Card Playoff	W, 25-15	28°	
Jan. 5, 2013	Minnesota Vikings	NFC Wild Card Playoff	W, 24-10	29°	
Dec. 31, 1995	Atlanta Falcons	NFC Wild Card Playoff	W, 37-20	30°	light fog
Jan. 4, 2003	Atlanta Falcons	NFC Wild Card Playoff	L, 7-27	31°	light snow throughout game
Jan. 12, 2008	Seattle Seahawks	NFC Divisional Playoff	W, 42-20	31°	heavy snow throughout game
Jan. 15, 2012	New York Giants	NFC Divisional Playoff	L, 20-37	31°	
Dec. 26, 1965	Baltimore Colts	NFL Western Conf. Playoff	W, 13-10 (ot)	32°	
Jan. 2, 1966	Cleveland Browns	NFL Championship Game	W, 23-12	33°	3.5 in. snow removed pregame
Dec. 31, 1994	Detroit Lions	NFC Wild Card Playoff	W, 16-12	33°	
Jan. 4, 1997	San Francisco 49ers	NFC Divisional Playoff	W, 35-14	34°	rain throughout game
<b>Milwaukee ...</b>					
Dec. 23, 1967	Los Angeles Rams	NFL Western Conf. Playoff	W, 28-7	20°	0° wind chill
Dec. 10, 1939	New York Giants	NFL Championship Game	W, 27-0	46°	34 mph winds, 21° wind chill



### PACKERS 23, SAN FRANCISCO 10

1997 NFC Championship  
 Jan. 11, 1998, at 3Com Park, San Francisco  
 Green Bay, in its third straight NFC Championship, never allowed the 49ers to get started and advanced to a second consecutive Super Bowl. In the process, the Packers purged San Francisco for a third straight year, the second time at 3Com.

From the outset, on a rain-swept afternoon, the Packers were able to pick on San Francisco's cornerbacks, moving 76 yards on their first possession.

Early in the second quarter, Eugene Robinson stepped in front of a Steve Young pass and weaved across the field 58 yards to the 49ers' 28. Two plays later, Antonio Freeman caught a short slant from Brett Favre, cut back against the grain and broke several tackles for a 27-yard touchdown and a 10-0 Green Bay lead.

Late in the opening half, the 49ers had to settle for a field goal after three straight incompletions from the Green Bay 10. Then, in the waning seconds, Favre connected with Freeman on a 40-yard bomb, to set up the half's final play, Ryan Longwell's 43-yard field goal, against a difficult wind.

Longwell, who attended nearby Cal one season earlier and had been released by the 49ers just before training camp, added his third field goal midway through the fourth quarter, giving Green Bay a more comfortable 13-point lead.

The Packers' defense, which held San Francisco to just 33 rushing yards on 18 overall carries, sacked Young in the fourth quarter four times, twice by Keith McKenzie. When Green Bay sacked Young on fourth down at his own 11 with just under four minutes remaining, the Packers quickly capitalized, scoring after two Dorsey Levens runs.

Levens broke his own, week-old (then) franchise playoff record with 114 rushing yards – the first 100-yard effort allowed by the 49ers during the '97 season – and again did much of his work in the second half. Freeman totaled 107 yards on four catches, and punter Craig Hentrich helped Green Bay handily win the field-position battle, depositing all five of his punts inside the 49ers' 20.

Following Levens' score, the Niners' Chuck Levy returned the kickoff 95 yards for San Francisco's lone touchdown, with 2:52 left in the game.

On the field after the game, with a smattering of fans remaining, the George S. Halas Trophy, representative of the National Football Conference Championship, was handed over to the rain-soaked trio of President Bob Harlan, General Manager Ron Wolf and Head Coach Mike Holmgren.

<b>Packers</b> .....	3	10	0	10	—	23
<b>San Francisco</b> .....	0	3	0	7	—	10
GB — FG Longwell 19						
GB — Freeman 27 pass from Favre (Longwell kick)						
SF — FG Anderson 28						
GB — FG Longwell 43						
GB — FG Longwell 25						
GB — Levens 5 run (Longwell kick)						
SF — Levy 95 kickoff return (Anderson kick)						



### SAN FRANCISCO 30, PACKERS 27

1998 NFC Wild Card Playoff  
 Jan. 3, 1999, at 3Com Park, San Francisco  
 Steve Young's touchdown pass to Terrell Owens, in between four defenders with three seconds remaining, ended the Packers' season. The 49ers ended their five-game Green Bay losing streak, a stretch that covered four years, including elimination from the 1995-97 playoffs. The Packers, in the postseason for a team-record sixth consecutive year, went winless in the playoffs for the first time in the span.

After a critical interception, Brett Favre got the ball at his own 11, trailing, 23-20, with 4:19 left. His 47-yard bomb up the left sideline to rookie Corey Bradford put the Packers in scoring range at the 31. Then, four plays later, Favre saw the 49ers stack eight men at the line, audibled and found Antonio Freeman on a sprint-and-go pattern for a 15-yard TD and a 27-23 lead with 1:56 left.

But Young drove 76 yards in the final two minutes, culminating in his game-winning, 25-yard bullet to Owens, who had dropped several passes. Earlier during the controversial drive, rookie Scott McGarrahan appeared to strip Jerry Rice at the Green Bay 41, and Bernardo Harris recovered, but officials ruled Rice down.

Strong running games bolstered both teams. Garrison Hearst ran for 128 of the 49ers' 178 rushing yards, while Dorsey Levens broke his own (then) team playoff rushing mark with 116 yards. Greg Clark's two TD catches each came after Green Bay turnovers. Favre threw for 292 yards and two touchdowns, both to Freeman.

Two Packers icons – all-time sacks leader and future Hall of Famer Reggie White, and head coach Mike Holmgren – saw their Green Bay careers end. Holmgren, 84-42 overall in seven Packers seasons, became the Seahawks' executive VP of football operations/general manager and head coach five days later.

<b>Packers</b> .....	3	14	0	10	—	27
<b>San Francisco</b> .....	7	3	10	10	—	30
GB — FG Longwell 23						
SF — Clark 1 pass from Young (Richey kick)						
GB — Freeman 2 pass from Favre (Longwell kick)						
SF — FG Richey 34						
GB — Levens 2 run (Longwell kick)						
SF — Clark 8 pass from Young (Richey kick)						
SF — FG Richey 48						
GB — FG Longwell 37						
SF — FG Richey 40						
GB — Freeman 15 pass from Favre (Longwell kick)						
SF — Owens 25 pass from Young (Richey kick)						



### PACKERS 25, SAN FRANCISCO 15

2001 NFC Wild Card Playoff  
 Jan. 13, 2002, at Lambeau Field, Green Bay  
 Brett Favre orchestrated four second-half scoring drives, while Mike McKenzie and Tyrone Williams collaborated on a game-turning fourth-quarter interception as Green Bay ended the 49ers' season, 25-15. The win improved Green Bay's all-time record in home postseason contests to 13-0, including 11-0 at Lambeau Field.

## PACKERS HISTORY IN PLAYOFF TIEBREAKERS

Year	Record	Tied with	At Stake	Winner	Tiebreaker
2014	12-4-0	DalC	No. 2 seed	GB	Conference record (GB 9-3, DalC 8-4)
2010	10-6-0	NYG, TB	No. 6 seed (final wild card)	GB	Strength of victory (GB 475, NYG 400, TB 344)
2009	11-5-0	Phi	No. 5 seed	GB	Common opponents (GB 4-1, Phi 3-2)
2007	13-3-0	DalC	No. 1 seed	DalC	Head-Head (DalC reg. season win)
2006	8-8-0	NYG, Car, StLR	No. 6 seed (final wild card)	NYG	Strength of victory (NYG 422, GB 383) Conf. record in tied group (NYG 7-5, GB 7-5, Car 6-6, StLR 6-6)
2002	12-4-0	Phi	No. 1 seed	Phi	Conference record (Phi 11-1, GB 9-3)
		TB	No. 2 seed	TB	Head-Head (TB reg. season win)
2001	12-4-0	SF	No. 4 seed (top wild card)	GB	Conference record (GB 9-3, SF 8-4)
1997	13-3-0	SF	No. 1 seed	SF	Conference record (SF 11-1, GB 10-2)
1995	11-5-0	SF	No. 2 seed	SF	Conference record (SF 8-4, GB 7-5)
1994	9-7-0	Det, ChiB, NYG	No. 4 seed (top wild card)	GB	Head-Head in tied group (GB 3-1, Det. 2-2, ChiB 1-3) Conference record (GB 8-4, NYG 6-6)
1993	9-7-0	Min	No. 5 seed (No. 2 wild card)	Min	Head-Head (Min. 2-0 sweep)
1992	9-7-0	Was	No. 6 seed (final wild card)	Was	Conference record (Was. 7-5, GB 6-6)
1989	10-6-0	Min	NFC Central Division title	Min	Division record (Min. 6-2, GB 5-3)
1978	8-7-1	Min	NFC Central Division title	Min	Head-Head (Min. 1-0-1)

Before the 1970 merger expanded the playoff system, NFL teams tied atop their division were pitted in single games for rights to attend the league championship. The Packers played two such games, losing to the Bears in 1941 and defeating the Colts in 1965.


2001 NFC Wild Card Playoff, continued

Favre lobbied with coaches at halftime to open up the passing game, then threw for 226 of his 269 yards in the final two quarters, steering Green Bay back from a 7-6 deficit. Led by Favre, Green Bay in the second half produced points on four of its first five possessions. The quarterback engineered marches of 72, 81, 49 and 93 yards, fighting off a 49ers rally that had tied the contest, 15-15, with 12 minutes left in regulation.

McKenzie halted an ominous Niners drive halfway through the fourth quarter. The cornerback batted an underthrown pass, like a volleyball, into the hands of a nearby Williams at the Packers' 7. McKenzie had broken up another potential Terrell Owens score earlier in the fourth. After the pick, the Packers drove 93 yards to extend their lead, on Ahman Green's 9-yard TD run.

Inspired by the return of injured starters Nate Wayne and Gilbert Brown, the Packers also held the league's No. 2 rushing offense to only 71 yards on the ground. Brown recorded his first sack since 1997 on the game's first play from scrimmage. Cleitidus Hunt kept the Niners off the scoreboard early when he blocked a Jose Cortez field goal attempt in the second quarter.

<b>San Francisco</b> . . . . .	0	7	0	8	—	15
<b>Packers</b> . . . . .	6	0	9	10	—	25
GB — Freeman 5 pass from Favre (kick blocked)						
SF — Hearst 2 run (Cortez kick)						
GB — FG Longwell 26						
GB — Franks 19 pass from Favre (pass failed)						
SF — Streets 14 pass from Garcia (Streets-Garcia pass)						
GB — FG Longwell 45						
GB — Green 9 run (Longwell kick)						



ST. LOUIS 45, PACKERS 17

2001 NFC Divisional Playoff

Jan. 20, 2002, at Dome at America's Center, St. Louis

St. Louis parlayed eight Green Bay turnovers into 35 points, and ended an outstanding Packers season, 45-17. The Packers suffered the largest margin of defeat in team postseason history.

Brett Favre, in his 16th career postseason game, matched an NFL playoff record with six interceptions. St. Louis returned three INTs for touchdowns, and four of the six picks were tipped either at the line of scrimmage or by the intended receiver. The timing of the first three interceptions combined to put the game out of reach.

Favre's initial interception, early in the first quarter, was a read miscommunication with Bill Schroeder, and Aeneas Williams raced 29 yards for the day's first points. Favre answered by marching 65 yards in five plays, getting a great effort from Antonio Freeman on a 22-yard TD pass, to tie the game, 7-7.

But with St. Louis up, 14-7, in the second period, Kim Herring picked off Favre and returned it 45 yards to the Green Bay 4. Two plays later, Kurt Warner hit James Hodgins on a 4-yard pass to extend the Rams' lead.

The third interception, in the third quarter, all but sealed the win. Tommy Polley grabbed a pass deflected by Grant Wistrom and sprinted 34 yards for a TD, creating a 31-10 St. Louis advantage.

Lost in the eight turnovers, which doubled the Packers' previous 2001 season high, was a strong effort by the Green Bay defense, which limited the league's best offense to its lowest yardage in 21 games. The Packers gave up only two big plays — a 38-yard run

by Marshall Faulk late in the first quarter and a 50-yard pass from Warner to Torry Holt. Green Bay also held St. Louis to 13 first downs, its lowest total since the Rams began their offensive explosion in 1999.

The Packers saw a penalty nullify a 95-yard kickoff return, which would have cut the Rams' lead to 21-14 in the second quarter.

<b>Packers</b> . . . . .	7	3	0	7	—	17
<b>St. Louis</b> . . . . .	7	17	14	7	—	45
STL — Williams 29 interception return (Wilkins kick)						
GB — Freeman 22 pass from Favre (Longwell kick)						
STL — Holt 4 pass from Warner (Wilkins kick)						
STL — Hodgins 4 pass from Warner (Wilkins kick)						
GB — FG Longwell 28						
STL — FG Wilkins 7						
STL — Faulk 7 run (Wilkins kick)						
STL — Polley 34 interception return (Wilkins kick)						
STL — Williams 32 interception return (Wilkins kick)						
GB — Freeman 8 pass from Favre (Longwell kick)						



ATLANTA 27, PACKERS 7

2002 NFC Wild Card Playoff  
Jan. 4, 2003, at Lambeau Field, Green Bay

Undaunted by the storied stadium where his own coach, Dan Reeves, lost in the "Ice Bowl" 35 years before, Michael Vick led Atlanta to a shocking upset before 65,358.

The Packers, the NFL's only 8-0 home team in 2002, had never lost a home playoff (13-0). Brett Favre was without Pro Bowl back Ahman Green (knee) and top receivers Donald Driver (shoulder) and Terry Glenn (concussion) in a futile second-half comeback attempt.

The NFC North champion Packers, who tied for the league's best record and just one week prior had a shot at the NFC home-field advantage, began their off-season much sooner than expected.

Green Bay, without top defender and Pro Bowl safety Darren Sharper (knee), even got a snowstorm but still couldn't corral any momentum. After a Vick touchdown pass gave the Falcons a quick 7-0 lead, Mark Simoneau beat the Packers' protection and blocked Josh Bidwell's punt near Green Bay's end zone. Artie Ulmer smothered the ball for another Atlanta touchdown. Then, Kevin McCadam pushed Tyrone Williams into Green Bay returner Eric Metcalf, and George Layne recovered the muffed punt. Four plays later, T.J. Duckett's TD made it 21-0. The fervent Falcons also stopped the Packers with a goal-line stand.

Favre, who had two interceptions and a fumble, hit Driver with a 14-yard touchdown on the first drive after halftime, but Driver re-injured his dislocated shoulder on the play. It was the 13th straight playoff game in which Favre threw a touchdown pass, tying Dan Marino's NFL record.

<b>Atlanta</b> . . . . .	14	10	3	0	—	27
<b>Packers</b> . . . . .	0	0	7	0	—	7
Atl — Jefferson 10 pass from Vick (Feely kick)						
Atl — Ulmer 1 return of blocked punt (Feely kick)						
Atl — Duckett 6 run (Feely kick)						
Atl — FG Feely 22						
GB — Driver 14 pass from Favre (Longwell kick)						
Atl — FG Feely 23						

ALL-TIME HOME POSTSEASON RECORDS, NFL & AFL TEAMS

Ari/Pho/STL/Chi Cardinals . . . . .	5	0	1,000			
Seattle Seahawks . . . . .	12	2	.857			
New England Patriots . . . . .	22	4	.846			
Det. Lions/Portsmouth Spartans . . . . .	5	1	.833			
Oakland/L.A. Raiders . . . . .	19	5	.792			
<b>Green Bay Packers</b> . . . . .	<b>18</b>	<b>5</b>	<b>.783</b>			
Denver Broncos . . . . .	17	5	.773			
Buffalo Bills . . . . .	10	3	.769			
Houston Texans . . . . .	3	1	.750			
Jacksonville Jaguars . . . . .	3	1	.750			
Washington Redskins . . . . .	13	5	.722			
Carolina Panthers . . . . .	5	2	.714			
Dallas Cowboys . . . . .	20	9	.690			
San Francisco 49ers . . . . .	20	9	.690			
Miami Dolphins . . . . .	15	7	.682			
Philadelphia Eagles . . . . .	15	7	.682			
Atlanta Falcons . . . . .	6	3	.667			
Indianapolis/Baltimore Colts . . . . .	12	6	.667			
New Orleans Saints . . . . .	6	3	.667			
Pittsburgh Steelers . . . . .	21	11	.656			
Minnesota Vikings . . . . .	14	8	.636			
Baltimore Ravens . . . . .	3	2	.600			
Chicago Bears/Staleys . . . . .	12	8	.600			
Cleveland Browns . . . . .	9	6	.600			
St. Louis/L.A. Rams . . . . .	11	8	.579			
New York Giants . . . . .	12	9	.571			
New York Jets . . . . .	4	3	.571			
Tampa Bay Buccaneers . . . . .	4	3	.571			
Tennessee Titans/Houston Oilers . . . . .	6	5	.545			
Cincinnati Bengals . . . . .	5	5	.500			
L.A./San Diego Chargers . . . . .	6	8	.429			
Kansas City Chiefs/Dallas Texans . . . . .	2	7	.222			
<b>Totals</b> . . . . .	<b>335</b>	<b>161</b>	<b>.675</b>			

Does not include neutral-site games; through 2017 playoffs



## PACKERS 33, SEATTLE 27 (OT)

2003 NFC Wild Card Playoff  
Jan. 4, 2004, at Lambeau Field, Green Bay

Al Harris returned an interception 52 yards for an overtime touchdown to lift the Packers past the Seattle Seahawks, 33-27.

Harris scored the first defensive touchdown to win an overtime playoff in NFL history. Once he got to the end zone, his teammates tackled him, setting off a wild celebration. Harris answered with a lap around the stadium.

Seattle had tied it with 51 seconds remaining on Shaun Alexander's third 1-yard touchdown run. Then, Packers kicker Ryan Longwell was short on a 47-yard field goal attempt as regulation time expired. Seattle won the coin toss, and quarterback Matt Hasselbeck told the official, "We want the ball, and we're going to score." The Seahawks got the ball, but punted. After Seattle got the ball back, it was Harris who scored on the game's only turnover.

Favre, as usual, thrived in the cold. He set an NFL record by throwing for a touchdown in a 14th straight playoff game and rallied the Packers to a 27-20 lead.

Early on, the Seahawks—who lost, 35-13, in Green Bay the prior October—shut down Ahman Green, who rushed for 1,883 yards in the regular season. But he came on late, particularly on short-yardage plays. After falling behind, 20-13, Green Bay covered 60 yards in 12 plays. Green converted a fourth-and-1 from the 3 before surging into the end zone to tie it with 10:01 left.

Early in overtime, replay helped the Seahawks when Alex Bannister was ruled to have fumbled. But a video review overturned the call, to cascading boos. The game was even on key calls—and in just about every other way. In the first half, Hasselbeck tried to stop his passing motion and lost the ball at the Green Bay 17. Nick Barnett retrieved it and ran for a touchdown, but Seattle head coach Mike Holmgren challenged the call and won.

Javon Walker's 44-yard reception led to Favre's playoff TD record. Favre's 23-yard laser found Bubba Franks at the goal line as defender Damien Robinson fell down. Favre, who threw for 319 yards, was tied with former Dolphins star Dan Marino for the record of 13 straight games.

Longwell's 27-yarder made it 13-6 at halftime, but Seattle tied it with a 75-yard drive to open the second half. Alexander ran in from the 1 on fourth down after left guard Steve Hutchinson caught a deflected pass on the previous play.

Favre moved into third place in career playoff completions (364) and touchdown passes (31), ahead of John Elway.

<b>Seattle</b> .....	3	3	14	7	0	—	27
<b>Packers</b> .....	0	13	0	14	6	—	33
Sea — FG J. Brown 30							
GB — FG Longwell 31							
Sea — FG J. Brown 35							
GB — Franks 23 pass from Favre (Longwell kick)							
GB — FG Longwell 27							
Sea — Alexander 1 run (J. Brown kick)							
Sea — Alexander 1 run (J. Brown kick)							
GB — Green 1 run (Longwell kick)							
GB — Green 1 run (Longwell kick)							
Sea — Alexander 1 run (J. Brown kick)							
GB — Harris 52 interception return							



## PHILADELPHIA 20, PACKERS 17 (OT)

2003 NFC Divisional Playoff  
Jan. 11, 2004, at Lincoln Financial Field, Phi.

Brian Dawkins' overtime interception set up David Akers' winning field goal, but the Eagles really advanced to the NFC title game thanks to Donovan McNabb.

With the Eagles trailing, 17-14, and 1:12 left in regulation, he breathed life into his team with a 28-yard completion to Freddie Mitchell on a fourth-and-26. That, in turn, led to a 37-yard field goal by Akers that sent the game into overtime. McNabb threw for 248 yards and two TDs, and rushed for 107 yards.

Duce Staley had two big runs—one for 22 on the Eagles' first play of their final regulation drive and another of 11 yards in overtime to help set up the winning field goal. Staley's contribution was especially needed with the Eagles missing all-purpose running back Brian Westbrook, who scored 13 touchdowns in the regular season but sat out with a torn triceps muscle.

The Packers (11-7) had won seven of their last eight, including

three straight since Brett Favre's father died just before Christmas. Green Bay became the second NFL team to play consecutive overtime playoff games, joining the 1987 Browns.

The Packers led, 14-7, at halftime, but the Eagles had the momentum after stopping Ahman Green on fourth down from the 1-yard line late in the second quarter.

Green Bay scored twice in the first quarter on passes of 40 and 17 yards from Favre to Robert Ferguson, the first set up by a McNabb fumble. The Eagles countered midway through the second quarter on McNabb's 7-yard TD pass to Staley. It came one play after a 45-yard completion from McNabb to Todd Pinkston. Philadelphia tied it early in the fourth quarter when McNabb scrambled out of trouble and found Pinkston just inside the right pylon from 12 yards out.

Favre's 44-yard pass to Javon Walker set up Ryan Longwell's 21-yard field goal that gave the Packers a 17-14 lead with 10:21 left in the fourth. Favre's 180 yards passing moved him ahead of Dan Marino into third place on the career playoff yardage list.

Green Bay posted eight sacks, a franchise postseason record.

<b>Packers</b> .....	14	0	0	3	0	—	17
<b>Philadelphia</b> .....	0	7	0	10	3	—	20
GB — Ferguson 40 pass from Favre (Longwell kick)							
GB — Ferguson 17 pass from Favre (Longwell kick)							
Phi — Staley 7 pass from McNabb (Akers kick)							
Phi — Pinkston 12 pass from McNabb (Akers kick)							
GB — FG Longwell 21							
Phi — FG Akers 37							
Phi — FG Akers 31							



## MINNESOTA 31, PACKERS 17

2004 NFC Wild Card Playoff  
Jan. 9, 2005, at Lambeau Field, Green Bay

Randy Moss caught two touchdown passes and the Vikings rolled to a 31-17 upset victory against the stunned Packers. Green Bay had swept the season series, including a last-second victory at the Metrodome two weeks prior to clinch the NFC North crown and the home field for this showdown at Lambeau Field.

Daunte Culpepper threw four touchdown passes and the Vikings picked off four Brett Favre passes.

Minnesota scored on its first three possessions, jumping out to a 17-0 lead in averaging two 34-31 losses to the Packers, who entered the playoffs as the NFC's hottest team.

The Packers lost Pro Bowl receiver Javon Walker and left tackle Chad Clifton to injuries, but pulled to 24-17 on Najeh Davenport's 1-yard plunge with 13:37 left. Then, two costly defensive penalties set up Culpepper's 34-yard touchdown toss to Moss, giving the Vikings a 14-point cushion with 10:18 remaining.

On the first series, Culpepper lofted the ball over Nick Barnett and Moe Williams broke a tackle, scampering 68 yards for a touchdown 1:40 into the game. After the Packers went three-and-out, the Vikings made it 14-0 on Moss's 20-yard TD catch. Antoine Winfield's interception on the next possession set up Morten Andersen's 35-yard field goal that made it 17-0.

The Packers pulled to 17-10 on Ryan Longwell's 43-yard field goal and Bubba Franks' 4-yard TD catch, and they caught a huge break when Andersen slipped on a 29-yard field goal attempt.

But Walker, who bruised his shin earlier in the second quarter and didn't play after halftime, changed his deep route and Brian Russell intercepted the pass, leading to a Nate Burleson score.

The Packers drove to the Vikings' 8, but Favre was whistled for an illegal forward pass when he scrambled and flung the ball to Walker in the end zone. Then, Longwell missed a 28-yarder.

Favre surpassed No. 2 Dan Marino and No. 3 John Elway on the all-time postseason completions and pass attempts lists, respectively. He also extended his NFL record with a TD pass in a 16th consecutive playoff game.

<b>Minnesota</b> .....	17	7	0	7	—	31
<b>Packers</b> .....	3	7	0	7	—	17
Min — M. Williams 68 pass from Culpepper (Andersen kick)						
Min — Moss 20 pass from Culpepper (Andersen kick)						
Min — FG Andersen 35						
GB — FG Longwell 43						
GB — Franks 4 pass from Favre (Longwell kick)						
Min — Burleson 19 pass from Culpepper (Andersen kick)						
GB — Davenport 1 run (Longwell kick)						
Min — Moss 34 pass from Culpepper (Andersen kick)						





**PACKERS 42, SEATTLE 20**  
 2007 NFC Divisional Playoff  
 Jan. 12, 2008, at Lambeau Field, Green Bay  
 In near-whiteout conditions that turned Lambeau into a "Winter Wonderland," the Packers overcame an early 14-0 deficit by scoring touchdowns on six consecutive possessions and easily advanced to their first NFC Championship since 1997.

Running back Ryan Grant fumbled twice in the game's first 69 seconds, setting up both of the Seahawks' early scores. But Grant bounced back to rush for 201 yards and three touchdowns, both franchise playoff records, while Brett Favre was an efficient 18 of 23 for 173 yards and three TDs. Favre's 78.26 completion percentage broke his own single-game Green Bay playoff record.

The Packers had erased the early 14-point deficit by the end of the first quarter with scoring drives of 64 and 69 yards, and then took the lead for good early in the second quarter. On the period's opening play, Atari Bigby's big hit on Seattle tight end Marcus Pollard after a short reception jarred the ball loose, and Aaron Kampman recovered at the Seahawks' 18-yard line. Three plays later, Favre found Greg Jennings on a short 2-yard lob pass for the receiver's second TD of the game to make it 21-14.

The defense limited the Seahawks to just two field goals the rest of the way, and by game's end the Packers had amassed huge advantages in total yards (408-200) and time of possession (34:00 to 26:00).

Grant compiled his 201 yards in less than 3½ quarters, coming out of the game for good with 10 minutes left in the contest. He broke off four runs of 24 yards or longer on the day, including a memorable 43-yard scamper down the left sideline when the snowstorm was at its heaviest late in the third quarter.

<b>Seattle</b> .....	14	3	3	0	—	20
<b>Packers</b> .....	14	14	7	7	—	42
Sea — Alexander	1 run (Brown kick)					
Sea — Ingram	11 pass from Hasselbeck (Brown kick)					
GB — Jennings	15 pass from Favre (Crosby kick)					
GB — Grant	1 run (Crosby kick)					
GB — Jennings	2 pass from Favre (Crosby kick)					
Sea — FG Brown	29					
GB — Grant	3 run (Crosby kick)					
GB — Jackson	13 pass from Favre (Crosby kick)					
Sea — FG Brown	27					
GB — Grant	1 run (Crosby kick)					



**N.Y. GIANTS 23, PACKERS 20 (OT)**  
 2007 NFC Championship  
 Jan. 20, 2008, at Lambeau Field, Green Bay

On a frigid Sunday evening that featured a game-time temperature of minus-1 and wind chill of minus-23, Lawrence Tynes sent the Giants to the Super Bowl with a 47-yard field goal 2 minutes, 35 seconds into overtime.

The third-coldest contest in NFL championship game history was close throughout, with the Packers overcoming an early 6-0 deficit on a 90-yard touchdown pass from Brett Favre to Donald Driver in the second quarter. It marked the longest play from scrimmage in Green Bay postseason annals.

A 20-yard reception by Driver, whose 141 receiving yards rank as the third most in franchise playoff history, set up a Mason Crosby field goal to give the Packers a 10-6 halftime advantage.

The two teams traded touchdowns on three consecutive possessions in the third quarter, with Ahmad Bradshaw's 4-yard scoring run putting the Giants on top, 20-17. Two plays into the fourth quarter, Favre's pass was intercepted by R.W. McQuarters near the goal line, but on the return Ryan Grant stripped the ball from McQuarters right into the hands of Mark Tauscher at the New York 19-yard line. The Packers capitalized with a game-tying field goal with 11:46 left.

The Giants had two chances to win the game in regulation, but Tynes missed field goal tries of 43 and 36 yards, the latter coming as time expired.

The Packers won the toss for overtime, but on the second play of the fifth period Favre's pass for Driver was intercepted by Corey Webster and returned to the Green Bay 34. Four plays later Tynes got a third shot at a game-winner and delivered.

<b>N.Y. Giants</b> .....	3	3	14	0	3	—	23
<b>Packers</b> .....	0	10	7	3	0	—	20
NY — FG Tynes	29						
NY — FG Tynes	37						
GB — Driver	90 pass from Favre (Crosby kick)						
GB — FG Crosby	36						
NY — Jacobs	1 run (Tynes kick)						
GB — Lee	12 pass from Favre (Crosby kick)						
NY — Bradshaw	4 run (Tynes kick)						
GB — FG Crosby	37						
NY — FG Tynes	47						





## ARIZONA 51, PACKERS 45 (OT)

2009 NFC Wild Card Playoff

Jan. 10, 2010, at Univ. of Phoenix Stadium, Glendale

In the highest-scoring postseason game in NFL history, the Packers fell to the Cardinals when quarterback Aaron Rodgers was sacked by Michael Adams and fumbled the ball into the arms of Karlos Dansby, who returned it 17 yards for the game-winning score just 1 minute, 18 seconds into overtime.

The shootout featured Green Bay playoff records of 493 total yards, 423 yards passing from Rodgers and 159 yards receiving from tight end Jermichael Finley. Rodgers also tied team postseason marks with four TD passes and 28 completions. Arizona's Kurt Warner was even better, though, going 29 of 33 for 379 yards and five TDs.

The Packers turned the ball over on two of their first three plays from scrimmage, and the Cardinals capitalized with two touchdowns. That lead was extended to 31-10 early in the third quarter before Green Bay rallied.

The Packers scored touchdowns on five consecutive second-half possessions to tie the game at 45, and the contest went to overtime when Arizona kicker Neil Rackers pulled a 34-yard field goal attempt wide left with nine seconds left in regulation.

Green Bay won the coin toss and got the ball to start the extra session, but on third-and-6 from their own 24, the Packers turned the ball over for a third and fatal time.

**Packers** ..... 0 10 14 21 0 — 45

**Arizona** ..... 17 7 14 7 6 — 51

- Ariz — Hightower 1 run (Rackers kick)
- Ariz — Doucet 15 pass from Warner (Rackers kick)
- Ariz — FG Rackers 23
- GB — Rodgers 1 run (Crosby kick)
- Ariz — Doucet 15 pass from Warner (Rackers kick)
- GB — FG Crosby 20
- Ariz — Fitzgerald 33 pass from Warner (Rackers kick)
- GB — Jennings 6 pass from Rodgers (Crosby kick)
- GB — Nelson 11 pass from Rodgers (Crosby kick)
- Ariz — Fitzgerald 11 pass from Warner (Rackers kick)
- GB — J. Jones 30 pass from Rodgers (Crosby kick)
- GB — Kuhn 1 run (Crosby kick)
- Ariz — Breaston 17 pass from Warner (Rackers kick)
- GB — Havner 11 pass from Rodgers (Crosby kick)
- Ariz — Dansby 17 fumble return



## PACKERS 21, PHILADELPHIA 16

2010 NFC Wild Card Playoff

Jan. 9, 2011, at Lincoln Financial Field, Phi.

Trailing by five and looking at a first-and-10 from the Green Bay 27-yard line with 44 seconds remaining in the game, Eagles quarterback Michael Vick went for it all.

Fortunately for the Packers, Tramon Williams was ready.

Locked in coverage against wide receiver Riley Cooper, the cornerback turned and snatched the ball out of the air in the end zone, sealing the victory for Green Bay, and handing Aaron Rodgers the first postseason win of his career.

The Packers' quarterback connected on 18 of 27 passes for 180 yards and three touchdowns, and was aided by a newfound balance forged by the breakout performance of rookie running back James Starks.

Starks, a sixth-round pick who was beset by injuries and appeared in just three games during the regular season, set a franchise rookie postseason record with 123 yards on 23 carries, repeatedly gashing the Philadelphia defense.

The Packers' defense, led by Clay Matthews, Charles Woodson and a host of others, executed an aggressive game plan designed to contain the explosive Vick. They held him to just 33 yards rushing, and Philadelphia's 16 points were the fewest surrendered by Green Bay in a road playoff game since the 1997 NFC Championship Game, the last time the franchise won on the road in the postseason.

<b>Packers</b> .....	7	7	7	0	—	21
<b>Philadelphia</b> .....	0	3	7	6	—	16
GB — Crabtree	7 pass from Rodgers (Crosby kick)					
GB — J.Jones	9 pass from Rodgers (Crosby kick)					
Phi — FG Akers	29					
Phi — Avant	24 pass from Vick (Akers kick)					
GB — Jackson	16 pass from Rodgers (Crosby kick)					
Phi — Vick	1 run (pass failed)					



## PACKERS 48, ATLANTA 21

2010 NFC Divisional Playoff

Jan. 15, 2011, at Georgia Dome, Atlanta

The Atlanta Falcons entered their divisional-round matchup against the Packers with the No. 1 seed in the NFC, home-field advantage throughout the playoffs, and a well-rested, veteran team set to take the field in front of more than 69,000 fans inside the Georgia Dome.

Green Bay entered with Aaron Rodgers, Tramon Williams and the momentum of having won three consecutive elimination games, and that was all the Packers would need to keep their playoff journey alive.

Just six days after clinching the Wild Card win at Philadelphia with a leaping interception in the end zone late in the fourth quarter, Williams outdid himself in Atlanta. He intercepted Pro Bowl quarterback Matt Ryan twice, the second of which was a virtual backbreaker he returned 70 yards for a touchdown as time expired in the first half. The momentum-changing play extended Green Bay's lead to 28-14 and sucked the life out of what had been a charged home crowd.

While Williams stole the show on defense, Rodgers put on one of the greatest individual performances in NFL postseason history. In a display of passing precision seldom seen on such a big stage, he completed 31 of 36 passes for 366 yards and three touchdowns through the air, also adding one on the ground. His ability to escape pressure, extend plays and deliver accurate throws downfield had the offense in rhythm from the opening gun, and had the Falcons defense searching for answers.

Throughout the game, the Packers compromised the identity Atlanta had established during their 13-3 regular season. The Falcons ranked No. 3 in the NFL in both time of possession and turnover margin during the regular season, but possessed the ball for only 21:41 and committed a total of four turnovers. They also boasted the NFC's leading rusher in standout back Michael Turner, but on this night, he was limited to just 39 yards, matching a season low.

**Packers** ..... 0 28 14 6 — 48

**Atlanta** ..... 7 7 0 7 — 21

- Atl — Turner 12 run (Bryant kick)
- GB — Nelson 6 pass from Rodgers (Crosby kick)
- Atl — Weems 102 kickoff return (Bryant kick)
- GB — Kuhn 1 run (Crosby kick)
- GB — Jones 20 pass from Rodgers (Crosby kick)
- GB — Williams 70 interception return (Crosby kick)
- GB — Rodgers 7 run (Crosby kick)
- GB — Kuhn 7 pass from Rodgers (Crosby kick)
- Atl — White 6 pass from Ryan (Bryant kick)
- GB — FG Crosby 43
- GB — FG Crosby 32



**PACKERS 21, CHICAGO 14**

2010 NFC Championship  
Jan. 23, 2011, at Soldier Field, Chicago

A touchdown-saving tackle by a quarterback, a pair of interceptions by an undrafted rookie, and an interception return for a touchdown by a nose tackle. An improbable script to be sure, but one that played out in the NFC Championship Game at Soldier Field.

In what appeared to be an illustration of him picking up where he had left off the previous week at Atlanta, Aaron Rodgers led a pair of early scoring drives that staked Green Bay to a 14-0 halftime lead.

On the offense's first possession of the second half, Rodgers again led the unit inside the Chicago 10-yard line en route to what would seemingly be an insurmountable three-possession advantage. On third-and-goal, however, the quarterback was uncharacteristically intercepted at the 6 by veteran linebacker Brian Urlacher, who immediately embarked on a long return with most of the offensive players in his wake. Rodgers, the last man to beat, held his angle and dove at Urlacher's legs, tripping him up at the Chicago 45. The tackle ultimately kept the Bears off the scoreboard, as Chicago was forced to punt on the ensuing possession.

The Green Bay defense was once again outstanding in the early going, forcing five punts and an interception on Chicago's six first-half possessions. Rookie cornerback Sam Shields led the way by becoming the first rookie in NFL history to record a sack and an interception in a playoff game, accomplishing the feat on successive Bears possessions to close the first half.

Bears quarterback Jay Cutler was unable to move the ball with any regularity and also suffered a knee injury just before halftime. Following the first drive of the second half, he was replaced because of the injury by backup Todd Collins. The Packers' defense quickly rendered Collins ineffective, and he was benched after two possessions in favor of seldom-used third-stringer Caleb Hanie.


To the surprise of many, Hanie led the Bears on a 67-yard scoring drive at the start of the fourth quarter, tightening Green Bay's lead to 14-7. Two possessions later, Chicago took over at its own 10 and on third-and-5, Hanie was intercepted by nose tackle B.J. Raji, who then lumbered 18 yards for an unlikely albeit memorable touchdown that pushed the score to 21-7.

Refusing to quit, Hanie and the Bears' offense responded quickly, driving 60 yards on four plays, and finishing with a 35-yard touchdown on a catch-and-run by wide receiver Earl Bennett.

After a quick three-and-out by Green Bay, the Bears used 12 plays to get the ball to the Packers' 29-yard line. On a fateful fourth-and-5, Hanie looked deep over the middle but was intercepted by Shields, his second of the game. Green Bay kneeled down to run out the clock and the celebration ensued.

The Packers were presented the Halas Trophy inside the visitors' locker room and were set to begin preparations for the franchise's first Super Bowl appearance in 13 years, Super Bowl XLV at Cowboys Stadium in Arlington, Texas.

<b>Packers</b> . . . . .	7	7	0	7	—	21
<b>Chicago</b> . . . . .	0	0	0	14	—	14
GB — Rodgers 1 run (Crosby kick)						
GB — Starks 4 run (Crosby kick)						
Chi — Taylor 1 run (Gould kick)						
GB — Raji 18 interception return (Crosby kick)						
Chi — Bennett 35 pass from Hanie (Gould kick)						



**N.Y. GIANTS 37, PACKERS 20**

2011 NFC Divisional Playoff  
Jan. 15, 2012, at Lambeau Field, Green Bay

The Packers had almost forgotten the feeling. After winning six consecutive elimination games to close out the 2010 season as world champions and then storming through the 2011 regular season with a franchise-best 15-1 record, the concept of defeat had become somewhat unfamiliar.

Unfortunately, these Packers picked the wrong day to play their sloppiest game of what had to that point been a fantastic

season. Green Bay fell victim to a series of uncharacteristic, costly turnovers and a leaky pass defense that allowed Giants quarterback Eli Manning to throw for 330 yards and three TDs, leading to the elimination of the top-seeded home team in front of a capacity crowd at Lambeau Field.

The two sides traded field goals on their opening possessions, but Manning found wide receiver Hakeem Nicks for a 66-yard touchdown later in the first quarter to put New York on top 10-3. It wasn't the last time Nicks would haunt the Packers.

The second of the receiver's first-half touchdowns was a far more crushing blow, one that came on the final play of the second quarter when he hauled in a 37-yard Hail Mary throw from Manning amidst multiple Green Bay defenders in the end zone, giving the Giants a 20-10 halftime lead.

The turnover epidemic that had begun to befall the Packers' offense late in the second quarter continued when quarterback Aaron Rodgers was stripped in the pocket on the opening drive of the second half, his first lost fumble of the season. The Green Bay defense stood tall in the third frame however, keeping the Giants off the board and allowing a Mason Crosby field goal to pull the Packers to within a touchdown at 20-13 to start the fourth.

But for a team that set a franchise record with just 14 giveaways in the regular season, it was the turnovers that were the ultimate difference in the game. Running back Ryan Grant fumbled following a reception with the Packers driving near midfield, trailing just 23-13 midway through the final quarter.

The Giants would score a touchdown on the very next play, and then again four minutes later, while also recovering an onside kick attempt, thus silencing any chance of a late Green Bay comeback.

<b>N.Y. Giants</b> . . . . .	10	10	0	17	—	37
<b>Packers</b> . . . . .	3	7	3	7	—	20
NY — FG Tynes 31						
GB — FG Crosby 47						
NY — Nicks 66 pass from Manning (Tynes kick)						
GB — Kuhn 8 pass from Rodgers (Crosby kick)						
NY — FG Tynes 23						
NY — Nicks 37 pass from Manning (Tynes kick)						
GB — FG Crosby 35						
NY — FG Tynes 35						
NY — Manningham 4 pass from Manning (Tynes kick)						
GB — Driver 16 pass from Rodgers (Crosby kick)						
NY — Jacobs 14 run (Tynes kick)						



**PACKERS 24, MINNESOTA 10**

2012 NFC Wild Card Playoff  
Jan. 5, 2013, at Lambeau Field, Green Bay

Having split their two-game divisional series during the regular season, the border rivals squared off in a Wild Card game just six days after they'd met in a Week 17 finale at Minnesota.

It was in that game that a last-second field goal gave the Vikings the victory, earning them a playoff berth as the NFC's No. 6 seed and a trip to Lambeau Field to face the NFC North champion Packers in the opening round of the single-elimination tournament.

Members of a unit that had surrendered a total of 409 yards to All-Pro running back Adrian Peterson in the teams' two December meetings, Packers defenders vowed during the practice week that the explosive ball-carrier would not torment them again.

And they held true to that promise. Aided by an inactive list that featured Vikings starting quarterback Christian Ponder (who was sidelined by an elbow injury), the defense kept Peterson in check throughout the game, limiting him to just 99 yards on 22 carries (4.5 avg.), his second-lowest rushing total since Week 7 of the regular season.

Offensively for the Packers, Aaron Rodgers led a balanced attack that scored 24 unanswered points after the Vikings opened the game with a field goal on their opening drive.

Fullback John Kuhn scored both rushing and receiving touchdowns to cap drives going into and coming out of halftime, extending the Green Bay lead to 24-3 with 9:25 remaining in the third quarter and making an already uphill climb for the beleaguered Minnesota offense even steeper.

Backup quarterback Joe Webb hadn't attempted a pass during the regular season and was repeatedly pressured by the Packers' attacking front. Linebacker Clay Matthews led the way with two sacks, also forcing and recovering a fumble by Webb late in the third quarter.

Matthews' fumble recovery was part of a three-turnover effort by



the Packers, one that also featured an interception by cornerback Sam Shields and the recovery of a muffed punt by linebacker Dezman Moses on special teams.

Webb connected with wide receiver Michael Jenkins for a touchdown with 3:39 remaining in the fourth quarter, but finished the game 11 of 30 passing for 180 yards.

Unfortunately for the Vikings, that wasn't enough to dethrone the division champions on their home field.

<b>Minnesota</b> .....	3	0	0	7	—	10
<b>Packers</b> .....	7	10	7	0	—	24
Min —	FG Walsh 33					
GB —	Harris 9 run (Crosby kick)					
GB —	FG Crosby 23					
GB —	Kuhn 3 run (Crosby kick)					
GB —	Kuhn 9 pass from Rodgers (Crosby kick)					
Min —	Jenkins 50 pass from Webb (Crosby kick)					



**SAN FRANCISCO 23, PACKERS 20**

2012 NFC Wild Card Playoff  
Jan. 5, 2014, at Lambeau Field, Green Bay

Nearly an entire calendar year had passed since San Francisco defeated Green Bay in the 2012 playoffs, yet the Packers and 49ers once again found themselves in familiar territory when January rolled around. Unlike the previous season, when the two teams met at Candlestick Park in the divisional round, the 2013 chapter of this rekindled rivalry was played in frigid temperatures at Lambeau Field.

Although the 2013 Packers faced question marks throughout the season due to an unprecedented number of injuries to key players, the team had always been able to rely on one thing — its resiliency. Only a week earlier, quarterback Aaron Rodgers returned from a broken collarbone to lead a game-winning, fourth-quarter touchdown drive against the Chicago Bears to clinch the NFC North, and the newly healthy team seemed to have adopted a never-say-die attitude that it was hoping to retain throughout the postseason.

When fullback John Kuhn plunged into the end zone from 1 yard out to give the Packers a 17-13 lead early in the fourth quarter, it appeared as if the Packers were destined to continue the resilient trend that they had displayed throughout the season.


However, the lead was short-lived, as a series of big plays on San Francisco's ensuing possession quelled the home team's momentum. Following a 37-yard kickoff return by running back LaMichael James, 49ers quarterback Colin Kaepernick triggered memories of the 2012 NFC Divisional playoff contest, dashing around left end on third-and-4 for a gain of 24 yards to the Green Bay 33. After a defensive holding penalty moved the ball to the Green Bay 28, Kaepernick found tight end Vernon Davis down the seam for the go-ahead score.

Trailing 20-17, Rodgers once again drove the Packers deep into 49ers' territory, but the drive stalled at the San Francisco 6 and the Packers were forced to settle for a Mason Crosby field goal that knotted the score at 20-20.

Needing only a field goal to send his team to the divisional round, Kaepernick took the field with just over five minutes remaining in regulation and set his sights on his third straight victory over the Packers. After completing an 11-yard strike to wide receiver Michael Crabtree, Kaepernick took a shotgun snap on second-and-10 from the San Francisco 31 and nearly committed a devastating error. Looking to his left, Kaepernick rifled a pass to receiver Anquan Boldin, who was in the midst of running a short out route to the left sideline. Rookie cornerback Micah Hyde, who had lined up as the nickel corner to cover Boldin in the slot, timed his jump perfectly and leapt in front of Kaepernick's pass, only to have the ball slip through his fingers, providing the 49ers' offense with a second chance.

That was all San Francisco needed, as Kaepernick completed a 17-yarder to Michael Crabtree on the following play and drove his team the rest of the way to set up a game-winning field goal attempt from the Packers' 15. Veteran kicker Phil Dawson drilled the kick as time expired and the Packers' season ended earlier than the Lambeau faithful had hoped.

<b>San Francisco</b> .....	6	7	0	10	—	23
<b>Packers</b> .....	0	10	0	10	—	20
SF —	FG Dawson 22					
SF —	FG Dawson 25					
GB —	Nelson 5 pass from Rodgers (Crosby kick)					
SF —	Gore 10 run (Dawson kick)					
GB —	FG Crosby 34					
GB —	Kuhn 1 run (Crosby kick)					
SF —	Davis 28 pass from Kaepernick (Dawson kick)					
GB —	FG Crosby 24					
SF —	FG Dawson 33					



**SAN FRANCISCO 45, PACKERS 31**

2012 NFC Divisional Playoff  
Jan. 12, 2013, at Candlestick Park, San Francisco

Cornerback Sam Shields raced down the sideline for a 52-yard interception return for a touchdown on the game's opening drive, and it appeared the Packers might be recapturing their divisional playoff magic. It was just two years earlier, in the 2010 postseason, that the Packers marched into Atlanta against the higher-seeded Falcons and dismantled them on their home field, furthering their momentum en route to the Super Bowl.

But this wasn't 2010, and these were not the Atlanta Falcons. San Francisco quarterback Colin Kaepernick lifted himself off the turf after missing a tackle on Shields, took a deep breath, and went on to deliver a statistically dominating dual-threat performance.

The second-year passer recovered from his early turnover to repeatedly gash the Packers' defense with both his arm and legs during the game. He was particularly deadly carrying the ball, both on scrambles to escape pressure and on read-option plays the 49ers designed to take advantage of his speed and athletic ability.

By game's end, Kaepernick had carried 16 times for 181 yards (11.3 avg.), an NFL record for a quarterback in both the regular and postseasons. Following the early INT, he sharpened his precision throwing the ball and finished the game having completed 17 of 31 attempts for 263 yards and two TDs. Several of his throws went in the direction of wide receiver Michael Crabtree, who finished with nine catches for 119 yards (13.2 avg.) and a pair of second-quarter TDs that capitalized on Green Bay turnovers to help San Francisco recover from the initial deficit.

Despite the miscues, the Packers hung tough throughout the first half, answering the 49ers' offense with two 80-yard touchdown drives of their own. They pulled to within three points entering halftime, and a 31-yard field goal by kicker Mason Crosby tied the game at 24-24 with 8:25 remaining in the third quarter.

But it was at that point that the San Francisco offense went into overdrive. On the third play of the ensuing possession, Kaepernick faked a handoff to the inside and bolted off of the right edge, going untouched down the sideline for a 56-yard score.

The 49ers regained possession just two minutes later and traveled 93 yards for another touchdown, this time cashing in on a 2-yard run by Frank Gore on the opening play of the fourth quarter to extend the lead to 38-24.

All told, the 49ers' offense amassed 579 yards and the Packers were unable to ultimately overcome costly turnovers in the divisional round for the second consecutive year, leading to an early postseason exit for a team that appeared to be getting healthy and peaking at just the right time.

<b>Packers</b> .....	14	7	3	7	—	31
<b>San Francisco</b> .....	7	17	7	14	—	45
GB —	Shields 52 interception return (Crosby kick)					
SF —	Kaepernick 20 run (Akers kick)					
GB —	Harris 18 run (Crosby kick)					
SF —	Crabtree 12 pass from Kaepernick (Akers kick)					
SF —	Crabtree 20 pass from Kaepernick (Akers kick)					
GB —	J.Jones 20 pass from Rodgers (Crosby kick)					
SF —	FG Akers 26					
GB —	FG Crosby 31					
SF —	Kaepernick 56 run (Akers kick)					
SF —	Gore 2 run (Akers kick)					
SF —	Dixon 2 run (Akers kick)					
GB —	G.Jennings 3 pass from Rodgers (Crosby kick)					





**PACKERS 26, DALLAS 21**  
 2014 NFC Divisional Playoff  
 Jan. 11, 2015, at Lambeau Field, Green Bay  
 Green Bay earned a bye in the postseason after winning their fourth consecutive NFC North title with a 12-4 record. The Packers finished 8-0 at home during the regular season for the 13th time in franchise history and the second time under Head Coach Mike McCarthy.

The Packers welcomed the longtime NFC rival Dallas Cowboys, who also finished an NFL-best 12-4, to Lambeau Field for the first time in the postseason since the 1967 NFL Championship, most commonly known as the "Ice Bowl."

Both teams entered the game after home victories over the Detroit Lions, Green Bay in Week 17 to win the division and Dallas in the Wild Card round. Each team also had a quarterback who overcame injuries during the season and finished in the top two in the NFL in passer rating.

The Packers and Cowboys exchanged touchdowns in the first quarter. Green Bay started it off with a 10-play, 60-yard drive that ended with Aaron Rodgers moving around the pocket on his injured calf to find Andrew Quarless for a score from 4 yards out. Dallas responded on the following drive, going 62 yards in 12 plays as Tony Romo connected with FB Tyler Clutts for a 1-yard touchdown.


On the next drive, Jeremy Mincey recovered a Rodgers fumble at the Dallas 36-yard line and three plays later Romo found Terrance Williams on a 38-yard touchdown pass to go up, 14-7. After a Packers punt, the Cowboys drove to the Green Bay 27-yard line where they faced a third-and-1. A botched shotgun snap caused Romo to take a 5-yard loss and forced Dallas to attempt a 50-yard field goal that was blocked by Datone Jones and gave the Packers the ball at their own 40-yard line with 29 seconds left in the half. Rodgers completed three passes in four plays to travel 38 yards and set up a 40-yard field goal attempt. Mason Crosby converted it as time expired, cutting Dallas' lead to 14-10 at halftime.

After Green Bay stalled on the opening drive of the second half, the Packers defense came up big. Julius Peppers helped to force a DeMarco Murray fumble that Jones recovered at the Cowboys' 44-yard line. Fueled by a 29-yard run by Eddie Lacy, the Packers reached the Dallas 12-yard line before settling for a 30-yard field goal to pull within one point. On the ensuing drive, the Cowboys used a mix of pass and run plays to drive 80 yards in six plays, with Murray finishing it off with a 1-yard touchdown run to take a 21-13 lead. Rodgers led the Packers right back down the field, completing four passes, including a 26-yarder to Randall Cobb and a 46-yard touchdown to Davante Adams on third-and-15 to get back within one point.

The Green Bay defense finished the third quarter with a Nick Perry sack of Romo, and then on the first play of the fourth quarter, Perry teamed with Mike Daniels to sack Romo to force a third-and-23 that Dallas did not convert. After a punt, Rodgers stayed hot, driving the Packers 80 yards with seven completed passes that included finding Richard Rodgers for a 13-yard score. After a failed two-point attempt, Green Bay was up, 26-21, with 9:10 left in the fourth quarter.

Following the kickoff, Murray recorded a 30-yard run to the Dallas 48-yard line. The Cowboys continued to the Packers' 32-yard line, where they faced a fourth-and-2 with just under five minutes to play. Romo launched a pass down the left sideline, where Sam Shields was covering Dez Bryant, who leaped to grab the ball on a play that was initially ruled a catch at the 1-yard line. After the Packers challenged, it was ruled incomplete since Bryant did not maintain possession through the ground. Green Bay ran off the remaining 4:06 by converting two third downs with a 26-yard completion to Adams and a 12-yard diving catch by Cobb.

Dallas	.....	7	7	7	0	—	21
Packers	.....	7	3	10	6	—	26
GB	—	Quarless 4 pass from A.Rodgers (Crosby kick)					
Dal	—	Clutts 1 pass from Romo (Bailey kick)					
Dal	—	Williams 38 pass from Romo (Bailey kick)					
GB	—	FG Crosby 40					
GB	—	FG Crosby 30					
Dal	—	Murray 1 run (Bailey kick)					
GB	—	Adams 46 pass from A.Rodgers (Crosby kick)					
GB	—	R.Rodgers 13 pass from A.Rodgers (pass failed)					



**SEATTLE 28, PACKERS 22 (OT)**  
 2014 NFC Championship  
 Jan. 18, 2015, at CenturyLink Field, Seattle  
 Green Bay made its second trip of the season to Seattle after opening at the defending Super Bowl champions in Week 1. It marked the Packers' third NFC Championship appearance in the past eight years (2007 and 2010).

The Packers opened the game by driving all the way down to the Seahawks' 29-yard line, but the drive stalled, and on third down Richard Sherman intercepted Aaron Rodgers in the end zone. Green Bay's defense would pick their MVP quarterback up by forcing a turnover three plays later when Ha Ha Clinton-Dix intercepted Russell Wilson, giving the offense the ball back at the Seattle 19-yard line. It took the Packers just two plays to go 18 yards, but runs by John Kuhn and Eddie Lacy were stuffed and Mason Crosby connected from 18 yards out to give Green Bay a 3-0 lead. On the ensuing kickoff, Brad Jones forced and Morgan Burnett recovered a fumble by Doug Baldwin at the Seahawks' 23-yard line, but the Packers would once again have to settle for a field goal to take a 6-0 lead after making it down to the 1-yard line.


After a three-and-out by Seattle, the Packers would take over at their own 44-yard line, and a mix of pass and run fueled a seven-play, 56-yard drive that was capped with a Rodgers-to-Randall Cobb 13-yard touchdown. Up 13-0 entering the second quarter, Green Bay's defense again did not let Seattle gain a first down and Micah Hyde returned a Jon Ryan punt 29 yards to the Seattle 33-yard line. It was the third and final time in the game that the Packers would start a drive inside Seattle territory, and just like the previous two, Green Bay would settle for a field goal, this time from 40 yards to take a 16-0 lead with just under 10 minutes to play in the second quarter. The teams combined for three turnovers on the next three drives: an interception by Clinton-Dix that gave Green Bay the ball at their own 32-yard line, an interception by Byron Maxwell that was returned five yards to the Seattle 31-yard line, and an interception by Sam Shields in the end zone. Clinton-Dix became just the third rookie (Joe Laws, Shields) and sixth player in team history to record two interceptions in a post-season game, while Shields registered his fifth career postseason interception, the most in franchise history.

The second half opened with three-and-outs by both teams before Seattle would get on the board for the first time. After driving to the Packers' 19-yard line in 10 plays, the Seahawks faced a fourth-and-10. Seattle punter/holder Ryan took the snap and rolled to his left, where he lofted a pass to Garry Gilliam for a 19-yard touchdown, cutting Green Bay's lead to nine points.

Both teams stalled on drives late in the third quarter and the fourth started with a 32-yard run by James Starks to the Seattle 43-yard line. The Seahawks defense again stood up in their own territory and forced the Packers to settle for a 48-yard field goal to go up, 19-7. Green Bay's defense responded by forcing Seattle to punt from the 50-yard line with seven minutes to play. After a three-and-out, Green Bay punted and the Seahawks took over on their own 46-yard line. On the next play, Burnett intercepted Wilson, returning it 4 yards to the Packers' 43-yard line. Three runs by Lacy did not earn a first down and a 30-yard punt by Tim Masthay left Seattle with the ball at their own 31-yard line with 3:52 to play. The Seahawks used a total of 12 offensive plays and one recovered outside kick to tally 15 points and take a 22-19 lead with 1:25 left in the fourth quarter. Rodgers completed three passes and scrambled for 12 yards to set up Crosby for a 48-yard field goal to tie the game at 22 with 11 seconds left.

Seattle won the toss in overtime and Wilson found Jermaine Kearse for an over-the-shoulder 35-yard touchdown on their opening drive to win by six.

Packers	.....	13	3	0	6	0	—	22
Seattle	.....	0	0	7	15	6	—	28
GB	—	FG Crosby 18						
GB	—	FG Crosby 19						
GB	—	Cobb 13 pass from A.Rodgers (Crosby kick)						
GB	—	FG Crosby 40						
Sea	—	Gilliam 19 pass from Ryan (Hauschka kick)						
GB	—	FG Crosby 48						
Sea	—	Wilson 1 run (Hauschka kick)						
Sea	—	Lynch 24 run (Wilson-Wilson pass)						
GB	—	FG Crosby 48						
Sea	—	Kearse 35 pass from Wilson						



### PACKERS 35, WASHINGTON 18

2015 NFC Wild Card Playoff  
Jan. 10, 2016, at FedExField, Landover

Green Bay made the postseason for the 31st time in franchise history and set a record by making its seventh consecutive appearance (2009-15). The Packers traveled to face the NFC East champion Washington Redskins, who had won their final four regular-season games. It was the second

consecutive year Green Bay faced the winner of the NFC East division, having defeated the Dallas Cowboys, 26-21, at Lambeau Field, in the Wild Card round of the 2014 playoffs.

The game did not start out well for the Packers as they punted on their first drive, saw Aaron Rodgers sacked for a safety by Preston Smith on the second drive and punted on their final two drives of the first quarter. After the safety, Washington started at its own 45-yard line and drove down to have first-and-goal on the Green Bay 1-yard line after a DeSean Jackson touchdown was overturned on replay. The Packers defense stuffed Alfred Morris on first down and tackled him for a loss of a yard on second down. After a delay-of-game penalty on third down, Kirk Cousins threw an incomplete pass on third-and-7, forcing a Dustin Hopkins 25-yard field goal to put Washington up, 5-0.

The Redskins finished the first quarter and started the second quarter on a seven-play, 64-yard drive that was fueled by two 20-plus yard receptions by Jordan Reed, including a 24-yard touchdown. After a Hopkins extra point hit the right upright, Washington led, 11-0. Green Bay's offense came alive in the second quarter, scoring on all three drives, including touchdown drives of 75 and 60 yards. A 43-yard Mason Crosby field goal after Mike Neal forced and recovered a fumble on a sack of Cousins at the Green Bay 39-yard line came between a 12-yard Rodgers touchdown pass to Randall Cobb and a 10-yard touchdown connection from Rodgers to Davante Adams, giving Green Bay a 17-11 lead at halftime.

Washington responded on the opening drive of the second half, traveling 73 yards in nine plays with Cousins running in from 3 yards for a touchdown to take an 18-17 lead. The Packers marched back down the field on the ensuing drive. After Green Bay threw the ball on five of the first six plays, it ran the ball on the final five plays with Eddie Lacy recording a 30-yard run to the Washington 4-yard line and James Starks taking it into the end zone on the next play to go up by six points. The Packers forced a three-and-out on the Redskins' next possession and started a drive that carried over into the fourth quarter. It saw Green Bay mix run and pass to travel 76 yards in 10 plays with Lacy punching it in from 2 yards out and Rodgers finding Jared Abbrederis for the two-point conversion to take a 32-18 lead.

The Packers would hold the Redskins scoreless on their final four drives, turning them over on downs on all four, in part due to Green Bay recording four of the six sacks it had in the game over that span. The Packers' six sacks tied for the second most in a postseason game in franchise history (since 1963). Neal (2.0) and Nick Perry (2.5) led the pass rush against Washington and became the first duo in team playoff history to both record two-plus sacks in a postseason game.

Crosby would be responsible for the final score of the game, a 29-yard field goal that made it 35-18 with just under five minutes to play. Green Bay's offense was led by the running game as Lacy (63 yards and a touchdown) and Starks (53 yards and a touchdown) became the first Green Bay duo to both record 50-plus rushing yards and a rushing touchdown in a playoff game in franchise history.

Packers	.....	0	17	7	11	—	35
Washington	.....	5	6	7	0	—	18
Was	—	Safety, A.Rodgers sacked by P.Smith					
Was	—	FG Hopkins 25					
Was	—	Reed 24 pass from Cousins (Hopkins kick failed)					
GB	—	Cobb 12 pass from A.Rodgers (Crosby kick)					
GB	—	FG Crosby 43					
GB	—	Adams 10 pass from A.Rodgers (Crosby kick)					
Was	—	Cousins 3 run (Hopkins kick)					
GB	—	Starks 4 run (Crosby kick)					
GB	—	Lacy 2 run (A.Rodgers-Abbrederis pass)					
GB	—	FG Crosby 29					



### ARIZONA 26, PACKERS 20 (OT)

2015 NFC Divisional Playoff  
Jan. 16, 2016, at University of Phoenix Stadium, Glendale

Nearly three weeks after losing at Arizona, 38-8, Green Bay returned to face the Cardinals in the divisional round. It was the first postseason meeting since Arizona got the better of the Packers in a 51-45 overtime thriller at University of Phoenix Stadium in a 2009 Wild Card playoff.

For the second straight week, the Packers found themselves down early after their first two drives were three-and-outs that resulted in punts. Green Bay's defense forced the Cardinals to a three-and-out and a punt on the opening drive of the game, but Arizona found success on its second drive, marching 42 yards in 11 plays with Carson Palmer connecting with Michael Floyd from 8 yards out to take a 7-0 lead.

The Packers' last drive of the first quarter carried over into the second quarter and after 17 plays and 85 yards traveled, Mason Crosby hit a 28-yard field goal to pull within four. The drive proved to be costly as the Packers lost Randall Cobb for the game due to a chest injury he suffered on a diving 51-yard catch that would be nullified due to offsetting penalties. Green Bay would stop Arizona near midfield on the ensuing drive and after a punt, take over at its own 13-yard line. The Packers embarked on another 17-play drive, going 71 yards and once again getting a Crosby field goal, this time from 34 yards out. The Packers' two long drives gave them an 11:33 to 3:27 advantage in time of possession after two quarters, but they trailed, 7-6.

The second half began with each team turning the ball over. Aaron Rodgers was intercepted by Rashad Johnson at the Green Bay 48-yard line, and three plays later, Palmer was picked off by Ha Ha Clinton-Dix at the Green Bay 19-yard line. On the ensuing drive, Eddie Lacy recorded a 61-yard run to the Arizona 8-yard line, the second longest in franchise postseason history behind only James Lofton's 71-yard TD run at Dallas on Jan. 16, 1983. Green Bay would cash in two plays later when Rodgers found Jeff Janis for an 8-yard touchdown to put Green Bay up, 13-7. Arizona responded with a 10-play, 74-yard drive that ended with a Chandler Catanzaro 28-yard field goal to pull the Cardinals within three points.

After Green Bay failed to make a first down on its next drive, Arizona drove down to the 10-yard line, and on the second play of the fourth quarter, Damarious Randall intercepted Palmer in the end zone. After the Packers' ensuing drive stalled at their own 43-yard line, the Cardinals took over at their own 20-yard line following a Tim Masthay punt. Arizona used a mix of pass and run in a 14-play, 80-yard drive that was capped off with a touchdown when a Palmer pass that was intended for Larry Fitzgerald was deflected to Floyd in the end zone, putting Arizona up, 17-13, with 3:44 to play in the game. Green Bay failed to record a first down on four plays, giving the ball back to Arizona on the Packers' 25-yard line with just 2:38 remaining. Following two runs and an incomplete pass, Catanzaro recorded a 36-yard FG to put Arizona up by seven.

With 1:55 left in the game, Green Bay took over at its own 14-yard line. The first three plays of the drive involved two incompletions and a Dwight Freeney sack, leaving the Packers with a fourth-and-20 from their own 4-yard line. With 55 seconds left on the clock, Rodgers found Janis for a 60-yard completion to the Arizona 36-yard line. An illegal-motion penalty and incomplete pass left Green Bay 41 yards away from the end zone with five seconds remaining. On the final play of regulation, Rodgers launched a pass that Janis would leap to catch in the end zone, combining with a Crosby extra point to send the game into overtime.

Arizona won the coin toss, chose to receive, and used two passes from Palmer to Fitzgerald, 75 yards on the first play and 5 yards on the third play of the drive, to score a touchdown and win the game, 26-20.

Packers	.....	0	6	7	7	0	—	20
Arizona	.....	7	0	3	10	6	—	26
Ariz	—	Floyd 8 pass from Palmer (Catanzaro kick)						
GB	—	FG Crosby 28						
GB	—	FG Crosby 34						
GB	—	Janis 8 pass from A.Rodgers (Crosby kick)						
Ariz	—	FG Catanzaro 28						
Ariz	—	Floyd 9 pass from Palmer (Catanzaro kick)						
Ariz	—	FG Catanzaro 36						
GB	—	Janis 41 pass from A.Rodgers (Crosby kick)						
Ariz	—	Fitzgerald 5 pass from Palmer						



**PACKERS 38, N.Y. GIANTS 13**  
2016 NFC Wild Card Playoff  
Jan. 8, 2017, at Lambeau Field, Green Bay

The Green Bay Packers earned a home postseason game by capturing their fifth division title in the last six seasons and set a franchise record with their eighth consecutive playoff berth.

The Wild Card round brought a rematch with a New York Giants team that Green Bay beat, 23-16, at Lambeau Field in Week 5.

As in the first meeting, the Giants' first two scores were field goals while the Packers' were touchdowns, resulting in a 14-6 advantage for Green Bay entering halftime. It would have been a one-point margin at the half, but Aaron Rodgers found Randall Cobb on a Hail Mary that covered 42 yards to end the second quarter.

The second half began with both teams punting and then the Packers being stopped on third and fourth down from their own 42-yard line when they failed to pick up a yard.

A couple plays later, New York brought the game to 14-13 with a big play of its own, a 41-yard touchdown pass from Eli Manning to Tavarres King.

Green Bay responded on the following drive with Rodgers completing a 13-yard pass to Jared Cook, a 20-yard pass to Davante Adams and a 30-yard touchdown to Cobb. The four-play drive traveled 63 yards in 2:23 to put the Packers up by eight points late in the third quarter.

Green Bay's defense responded by forcing a three-and-out, and Micah Hyde returned the ensuing punt 23 yards to the New York 37-yard line. The good field position led to a Mason Crosby field goal from 32 yards and put the Packers up, 24-13, entering the fourth quarter.

The Packers offense helped put the game out of reach, scoring touchdowns on its first two drives of the fourth quarter to make it 38-13.

Green Bay would not give up point in the fourth quarter while forcing a punt and two turnovers: a forced and recovered fumble by Clay Matthews on a sack of Manning and an interception by Damarious Randall that he returned 78 yards in the final minute of the game.

<b>N.Y. Giants</b> .....	3	3	7	0	—	13
<b>Packers</b> .....	0	14	10	14	—	38
NY — FG Gould 26						
NY — FG Gould 40						
GB — Adams 5 pass from A.Rodgers (Crosby kick)						
GB — Cobb 42 pass from A.Rodgers (Crosby kick)						
NY — King 41 pass from Manning (Gould kick)						
GB — Cobb 30 pass from A.Rodgers (Crosby kick)						
GB — FG Crosby 32						
GB — Cobb 16 pass from A.Rodgers (Crosby kick)						
GB — Ripkowski 1 run (Crosby kick)						



**PACKERS 34, DALLAS 31**  
2016 NFC Divisional Playoff  
Jan. 15, 2017, at AT&T Stadium, Arlington

The Packers faced the Cowboys in the divisional round for the second time in three years, previously beating Dallas, 26-21, at Lambeau Field in the 2014 postseason.

It was Green Bay's first postseason game at Dallas since the 1995 NFC Championship, a 38-27 Cowboys victory.

For the second week in a row, the Packers faced a team it played during the regular season. In Week 6, Dallas beat Green Bay, 30-16, at Lambeau Field. The Cowboys got off to a fast start in that matchup, taking a 17-6 lead into the half. In the Divisional contest, the Packers got off to a hot start, scoring touchdowns on their first three possessions to go up, 21-3, midway through the second quarter.

Green Bay's last two drives of the first half resulted in punts, while Dallas used a touchdown and a field goal on its final two drives to pull within eight points at halftime.

The Packers answered on the opening drive in the third quarter, going 75 yards in six plays as Aaron Rodgers finished the drive with a 26-yard pass to Jared Cook and then a 3-yard pass to Cook for a touchdown.

On the ensuing drive, the Cowboys marched down to the Green

Bay 19-yard line, but on second-and-1, Micah Hyde jumped a short pass for Cole Beasley, intercepting Dak Prescott and running 18 yards to the 39-yard line.

Dallas returned the favor on the next drive, as Jeff Heath intercepted a deep pass from Rodgers on the Cowboys' 14-yard line and returned it 27 yards to the Dallas 41. The Cowboys' following drive would lead into the fourth quarter and result in a 6-yard touchdown pass from Prescott to Jason Witten to pull Dallas to within eight points.

The Cowboys defense forced a three-and-out on the next drive. After going 59 yards in 10 plays on its previous drive, Dallas marched 80 yards in 11 plays, with Prescott finding Dez Bryant for a 7-yard touchdown and then Prescott running in the two-point conversion to tie the game at 28 with just over four minutes to play.

The teams would go back and forth over the final few minutes. First, Green Bay drove 37 yards in 10 plays and Mason Crosby connected from 56 yards to put the Packers up three with just over a minute and a half on the clock.

Prescott then led Dallas 42 yards in six plays and Dan Bailey tied the game with a 52-yard field goal with 35 seconds left.

With 12 seconds on the clock, Green Bay faced a third-and-20 from its own 32-yard line. Rodgers bought some time, rolled to his left and found Cook, who tiptoed on the sideline to complete a 35-yard play that gave the Packers the ball at the Dallas 32-yard line with three seconds on the clock. Crosby connected from 51 yards as time expired to give the Packers a 34-31 victory.

<b>Packers</b> .....	7	14	7	6	—	34
<b>Dallas</b> .....	3	10	0	18	—	31
Dal — FG Bailey 50						
GB — R.Rodgers 34 pass from A.Rodgers (Crosby kick)						
GB — Montgomery 3 run (Crosby kick)						
GB — Montgomery 1 run (Crosby kick)						
Dal — Bryant 40 pass from Prescott (Bailey kick)						
Dal — FG Bailey 33						
GB — Cook 3 pass from A.Rodgers (Crosby kick)						
Dal — Witten 6 pass from Prescott (Bailey kick)						
Dal — Bryant 7 pass from Prescott (Prescott run)						
GB — FG Crosby 56						
Dal — FG Bailey 52						
GB — FG Crosby 51						



**ATLANTA 44, PACKERS 21**  
2016 NFC Championship  
Jan. 22, 2017, at Georgia Dome, Atlanta

The Packers played in their seventh NFC title contest since the 1970 AFL-NFL merger. It was Green Bay's fourth NFC Championship appearance in the previous 10 seasons (2007-16), the most in the NFC over that span.

It was the Packers' second trip to Atlanta on the season, having lost, 33-32, back in Week 8. Unlike the previous two games where Green Bay defeated a team they faced in the regular season, the Packers would come up short.

The Falcons took control of the game right away, scoring three touchdowns and a field goal on five first-half possessions. Green Bay had success moving the football on its first two possessions, but missed a 41-yard field goal and lost a fumble that was recovered by Atlanta in the end zone for a touchback.

A punt and interception on the next two drives left the Packers trailing, 24-0, at halftime.

A 73-yard touchdown on a short pass from Matt Ryan to Julio Jones on the Falcons' first possession of the second half brought the lead to 31-0. The teams exchanged a couple of touchdowns on the way to a 44-21 Atlanta victory.

<b>Packers</b> .....	0	0	15	6	—	21
<b>Atlanta</b> .....	10	14	13	7	—	44
Atl — Sanu 2 pass from Ryan (Bryant kick)						
Atl — FG Bryant 28						
Atl — Ryan 14 run (Bryant kick)						
Atl — Jones 5 pass from Ryan (Bryant kick)						
Atl — Jones 73 pass from Ryan (Bryant kick)						
GB — Adams 2 pass from A.Rodgers (Crosby kick)						
Atl — Freeman 4 pass from Ryan (Bryant kick failed)						
GB — Nelson 3 pass from A.Rodgers (Ripkowski run)						
Atl — Coleman 3 run (Bryant kick)						
GB — Cook 1 pass from A.Rodgers (run failed)						

## RUSHING

### Most Attempts, Career

163	Edgar Bennett (10 games)
146	Jim Taylor (7 games)
144	Dorsey Levens (14 games)

### Most Attempts, Game

31	Jim Taylor, at NYG, Dec. 30, 1962
27	Ryan Grant, vs. Sea., Jan. 12, 2008
	Jim Taylor, vs. CleB, Jan. 2, 1966
	Dorsey Levens, at SF, Jan. 11, 1998
	Dorsey Levens, at SF, Jan. 3, 1999

### Most Yards Rushing, Career

647	Dorsey Levens (14 games)
561	Edgar Bennett (10 games)
523	James Starks (10 games)

### Most Yards Rushing, Game

201	Ryan Grant, vs. Sea., Jan. 12, 2008 (27 att.)
156	Ahman Green, at Phi., Jan. 11, 2004 (25 att.)
123	James Starks, at Phi., Jan. 9, 2011 (23 att.)
116	Dorsey Levens, at SF, Jan. 3, 1999 (27 att.)
114	Dorsey Levens, at SF, Jan. 11, 1998 (27 att.)

### Longest Run From Scrimmage

71	James Lofton, at DalC, Jan. 16, 1983 (TD)
61	Eddie Lacy, at Ari., Jan. 16, 2016
49	Ahman Green, at StLR, Jan. 20, 2002

### Most Games, 100 or More Yards Rushing, Career

3	Dorsey Levens (14 games)
1	Paul Hornung (5 games)
	Eddie Lacy (5 games)
	Ryan Grant (6 games)
	Edgar Bennett (7 games)
	Ahman Green (7 games)
	Jim Taylor (7 games)
	James Starks (10 games)

### Most Consec. Games, 100 or More Yards Rushing

2	Dorsey Levens (1997)
1	Seven times (last: Eddie Lacy, 2014)

### Most Rushing Touchdowns, Career

5	Edgar Bennett (10 games)
4	Dorsey Levens (14 games)
	John Kuhn (15 games)
3	Paul Hornung (5 games)
	Ryan Grant (6 games)
	Ahman Green (7 games)
	Aaron Rodgers (17 games)

### Most Rushing Touchdowns, Game

3	Ryan Grant, vs. Sea., Jan. 12, 2008
2	Elijah Pitts, vs. KC, Jan. 15, 1967
	Travis Williams, vs. LARm, Dec. 23, 1967
	Edgar Bennett, vs. SF, Jan. 4, 1997
	Ahman Green, vs. Sea., Jan. 4, 2004
	Ty Montgomery, at DalC, Jan. 15, 2017

### Most Consecutive Games, Rushing for Touchdowns

2	Paul Hornung (1965)
	Edgar Bennett (1994-95)
	Edgar Bennett (1996)
	Dorsey Levens (1997)
	DuJuan Harris (2012)

## PASSING

### Most Passes Completed, Career

438	Brett Favre (22 games)
378	Aaron Rodgers (17 games)
130	Bart Starr (10 games)

### Most Passes Completed, Game

31	Aaron Rodgers, at Atl., Jan. 15, 2011 (36 att.)
28	Brett Favre, at DalC, Jan. 16, 1994 (45 att.)
	Aaron Rodgers, at Ari., Jan. 10, 2010 (42 att.)
	Aaron Rodgers, at DalC, Jan. 15, 2017 (43 att.)
27	Aaron Rodgers, at Atl., Jan. 22, 2017 (45 att.)

### Most Passes Attempted, Career

721	Brett Favre (22 games)
595	Aaron Rodgers (17 games)
213	Bart Starr (10 games)

### Most Passes Attempted, Game

46	Aaron Rodgers, vs. NYG, Jan. 15, 2012 (26 comp.)
45	Brett Favre, at DalC, Jan. 16, 1994 (28 comp.)
	Aaron Rodgers, at Atl., Jan. 22, 2017 (27 comp.)
44	Brett Favre, at StLR, Jan. 20, 2002 (26 comp.)
	Aaron Rodgers, at Ari., Jan. 16, 2016 (24 comp.)
	Aaron Rodgers, at DalC, Jan. 15, 2017 (28 comp.)

### Most Yards Passing, Career

5,311	Brett Favre (22 games)
4,458	Aaron Rodgers (17 games)
1,753	Bart Starr (10 games)

### Most Yards Passing, Game

423	Aaron Rodgers, at Ari., Jan. 10, 2010
366	Aaron Rodgers, at Atl., Jan. 15, 2011
362	Aaron Rodgers, vs. NYG, Jan. 8, 2017
355	Aaron Rodgers, at DalC, Jan. 15, 2017
332	Lynn Dickey, at DalC, Jan. 16, 1983

### Most Games, 300 or More Yards Passing, Career

6	Aaron Rodgers (17 games)
3	Brett Favre (22 games)
1	Lynn Dickey (2 games)
	Bart Starr (10 games)

### Most Consecutive Games, 300 or More Yards Passing

2	Aaron Rodgers, 2016
---	---------------------

### Most Touchdown Passes, Career

39	Brett Favre (22 games)
36	Aaron Rodgers (17 games)
15	Bart Starr (10 games)

### Most Touchdown Passes, Game

4	Bart Starr, at DalC, Jan. 1, 1967
	Lynn Dickey, vs. StLC, Jan. 8, 1983
	Aaron Rodgers, at Ari., Jan. 10, 2010
	Aaron Rodgers, vs. NYG, Jan. 8, 2017
3	11 times (last: Aaron Rodgers, at Atl., Jan. 22, 2017)

### Most Consecutive Games, Touchdown Pass

*18	Brett Favre (1995-98, 2001-04, 2007) (*NFL record now 20)
12	Aaron Rodgers (2010-16)
6	Bart Starr (1965-67)

### Most Passes Had Intercepted, Career

28	Brett Favre (22 games)
10	Aaron Rodgers (17 games)
4	Arnie Herber (3 games)
3	Irv Comp (1 game)
	Lynn Dickey (2 games)
	Bart Starr (10 games)

### Most Passes Had Intercepted, Game

**6	Brett Favre, at StLR, Jan. 20, 2002 (44 att.)
4	Brett Favre, vs. Min., Jan. 9, 2005 (33 att.)
3	Arnie Herber, vs. NYG, Dec. 10, 1939 (8 att.)
	Irv Comp, at NYG, Dec. 17, 1944 (10 att.)
	Lynn Dickey, at DalC, Jan. 8, 1983 (36 att.)

### Longest Pass Completion

90	Brett Favre to Donald Driver, vs. NYG, Jan. 20, 2008 (TD)
81	Brett Favre to Antonio Freeman, vs. NE, Jan. 26, 1997 (TD)
73	Brett Favre to Robert Brooks, at DalC, Jan. 14, 1996 (TD)
66	Cecil Isbell to Wayland Becker, at NYG, Dec. 11, 1938
66	Brett Favre to Dorsey Levens, vs. Car., Jan. 12, 1997
62	Bart Starr to Boyd Dowler, vs. Oak., Jan. 14, 1968 (TD)
60	Lynn Dickey to John Jefferson, vs. StLC, Jan. 8, 1983 (TD)

### Highest Completion Percentage, Career (Min. 50 att.)

63.53%	Aaron Rodgers (378-595)
61.03%	Bart Starr (130-213)
61.02%	Lynn Dickey (36-59)

### Highest Completion Percentage, Game (Min. 20 att.)

86.11%	Aaron Rodgers, at Atl., Jan. 15, 2011 (31-36)
78.26%	Brett Favre, vs. Sea., Jan. 12, 2008 (18-23)
75.86%	Brett Favre, vs. SF, Jan. 13, 2002 (22-29)
75.00%	Brett Favre, at SF, Jan. 6, 1996 (21-28)
73.91%	Bart Starr, vs. LARm, Dec. 23, 1967 (17-23)
	Lynn Dickey, vs. StLC, Jan. 8, 1983 (17-23)

\* NFL record \*\* Shares NFL record



## RECEIVING

### Most Receptions, Career

- 54 Jordy Nelson (13 games)
- 50 Greg Jennings (10 games)
- 49 Donald Driver (15 games)
- 47 Randall Cobb (11 games)
- Antonio Freeman (14 games)

### Most Receptions, Game

- 9 Edgar Bennett, at DalC, Jan. 16, 1994 (53 yds.)  
Antonio Freeman, vs. Den., Jan. 25, 1998 (126 yds.)  
Jordy Nelson, vs. Pit., Feb. 6, 2011 (140 yds.)
- 8 (Nine times, last: Davante Adams vs. NYG, Jan. 8, 2017, 125 yds.)
- 7 (12 times, last: Jared Cook, at Atl., Jan. 22, 2017, 78 yds.)

### Most Consecutive Games, Reception

- 13 Dorsey Levens (1994-98, 2001)
- 12 Antonio Freeman (1995-98, 2001)  
Donald Driver (2002-04, 2007, 2009-11)
- 11 Robert Brooks (1993-95, 1997-98)  
Jordy Nelson (2010-14, 2016)
- 10 Greg Jennings (2007, 2009-12)  
James Jones (2009-13, 2015)
- 8 Carroll Dale (1965-67, 1972)  
Bubba Franks (2001-04, 2007)

### Most Yards Receiving, Career

- 748 Antonio Freeman (14 games)
- 675 Donald Driver (15 games)
- 673 Greg Jennings (10 games)

### Most Yards Receiving, Game

- 159 Jermichael Finley, at Ari., Jan. 10, 2010 (6 rec.)
- 148 John Jefferson, vs. StLC, Jan. 8, 1983 (6 rec.)
- 145 Jeff Janis, at Ari., Jan. 16, 2016 (7 rec.)
- 141 Donald Driver, vs. NYG, Jan. 20, 2008 (5 rec.)
- 140 Jordy Nelson, vs. Pit., Feb. 6, 2011 (9 rec.)

### Most Games, 100 or More Yards Receiving, Career

- 3 Greg Jennings (10 games)  
Robert Brooks (11 games)  
Antonio Freeman (14 games)
- 2 Sterling Sharpe (2 games)  
Davante Adams (6 games)  
Javon Walker (4 games)  
Carroll Dale (8 games)  
Randall Cobb (11 games)

### Most Consecutive Games, 100 or More Yards Receiving

- 2 Sterling Sharpe (1993)  
Robert Brooks (1995)  
Antonio Freeman (1997)  
Javon Walker (2002-03)  
Greg Jennings (2010)

### Most Touchdown Receptions, Career

- 10 Antonio Freeman (14 games)
- 6 Greg Jennings (10 games)
- 5 Boyd Dowler (10 games)  
Randall Cobb (11 games)  
Jordy Nelson (13 games)
- 4 Sterling Sharpe (2 games)  
Davante Adams (6 games)  
Max McGee (7 games)  
Robert Brooks (11 games)  
James Jones (13 games)  
Mark Chmura (14 games)

### Most Touchdown Receptions, Game

- \*\*3 Sterling Sharpe, at Det., Jan. 8, 1994  
Randall Cobb, vs. NYG, Jan. 8, 2017
- 2 Ron Kramer, at Phi., Dec. 26, 1960  
Max McGee, vs. KC, Jan. 15, 1967  
Boyd Dowler, vs. DalC, Dec. 31, 1967  
John Jefferson, vs. StLC, Jan. 8, 1983  
Robert Brooks, at DalC, Jan. 14, 1996  
Antonio Freeman, vs. Den., Jan. 25, 1998  
Antonio Freeman, at SF, Jan. 3, 1999  
Antonio Freeman, at StLR, Jan. 20, 2002  
Robert Ferguson, at Phi., Jan. 11, 2004  
Greg Jennings, vs. Sea., Jan. 12, 2008  
Greg Jennings, vs. Pit., Feb. 6, 2011  
Jeff Janis, at Ari., Jan. 16, 2016

### Most Consecutive Games, Touchdown Reception

- 5 Antonio Freeman (1997-98, 2001)
- 3 James Jones (2009-10)
- 2 Carroll Dale (1965-66)  
Max McGee (1966)  
Boyd Dowler (1967)  
James Lofton (1982)  
Sterling Sharpe (1993)  
Mark Chmura (1995)  
Keith Jackson (1995)  
Antonio Freeman (1996)  
John Kuhn (2011-12)  
Randall Cobb (2014-15)  
Jared Cook (2016)

## INTERCEPTIONS BY

### Most Interceptions By, Career

- 5 Sam Shields (10 games)
- 4 Joe Laws (4 games)  
Eugene Robinson (6 games)  
Craig Newsome (7 games)  
Herb Adderley (9 games)  
Tramon Williams (13 games)
- 3 Tyrone Williams (10 games)  
Mike Prior (14 games)

### Most Interceptions By, Game

- 3 Joe Laws, at NYG, Dec. 17, 1944
- 2 Charley Brock, vs. NYG, Dec. 10, 1939  
Eugene Robinson, vs. SF, Jan. 4, 1997  
Tramon Williams, at Atl., Jan. 15, 2011  
Sam Shields, at ChiB, Jan. 23, 2011

### Most Consecutive Games, Interception

- 3 Craig Newsome (1996)
- 2 Herb Adderley (1967)  
Terrell Buckley (1993)  
Eugene Robinson (1997)  
Tramon Williams (2010)  
Sam Shields (2012)  
Damarious Randall (2015-16)

### Longest Interception Return

- \*101 George Teague, at Det., Jan. 8, 1994 (TD)
- 78 Damarious Randall, vs. NYG, Jan. 8, 2017
- 70 Tramon Williams, at Atl., Jan. 15, 2011 (TD)
- 60 Herb Adderley, vs. Oak., Jan. 14, 1968 (TD)
- 58 Eugene Robinson, at SF, Jan. 11, 1998

## SCORING


### Most Points, Career

- 137 Mason Crosby (26 FG, 59 PAT) (18 games)
- 73 Chris Jacke (15 FG, 28 PAT) (10 games)
- 72 Antonio Freeman (12 TD) (14 games)

### Most Points, Game

- 19 Paul Hornung, vs. NYG, Dec. 31, 1961  
(1 TD, 3 FG, 4 PAT)
- 18 Sterling Sharpe, at Det., Jan. 8, 1994 (3 TD)  
Ryan Grant, vs. Sea., Jan. 12, 2008 (3 TD)
- 16 Mason Crosby, vs. Sea., Jan. 18, 2015 (5 FG, 1 PAT)

\* NFL record \*\* Shares NFL record



**Most Consecutive Games Scoring**

- 18 Mason Crosby (2007, 2009-16)
- 10 Chris Jacke (1993-96)
- Ryan Longwell (1997-98, 2001-04)
- 7 Don Chandler (1965-67)

**Most Touchdowns, Career**

- 12 Antonio Freeman (14 games)
- 7 John Kuhn (15 games)
- 6 Greg Jennings (10 games)
- Dorsey Levens (14 games)

**Most Touchdowns, Game**

- 3 Sterling Sharpe, at Det., Jan. 8, 1994
- Ryan Grant, vs. Sea., Jan. 12, 2008
- Randall Cobb, vs. NYG, Jan. 8, 2017

**Most Consecutive Games Scoring Touchdown**

- 5 Antonio Freeman (1997-98, 2001)
- 3 Antonio Freeman (1996)
- 2 17 times (last: Jared Cook, 2016)

**Most Field Goals Attempted, Career**

- 29 Mason Crosby (18 games)
- 22 Chris Jacke (10 games)
- 21 Ryan Longwell (10 games)

**Most Field Goals Attempted, Game**

- 5 Jerry Kramer, at NYG, Dec. 30, 1962
- Mason Crosby, at Sea., Jan. 18, 2015
- 4 Don Chandler, vs. Oak., Jan. 14, 1968
- Chris Jacke, vs. Det., Dec. 31, 1994
- Chris Jacke, vs. Car., Jan. 12, 1997
- Ryan Longwell, at SF, Jan. 11, 1998
- 3 Nine times (last: Ryan Longwell, vs. Sea, Jan. 4, 2004)

**Most Field Goals, Career**

- 26 Mason Crosby (18 games)
- 15 Chris Jacke (10 games)
- Ryan Longwell (10 games)
- 9 Don Chandler (7 games)

**Most Field Goals, Game**

- \*\*5 Mason Crosby, at Sea., Jan. 18, 2015
- ##4 Don Chandler, vs. Oak., Jan. 14, 1968
- 3 Paul Hornung, vs. NYG, Dec. 31, 1961
- Jerry Kramer, at NYG, Dec. 30, 1962
- Don Chandler, vs. CleB, Jan. 2, 1966
- Chris Jacke, vs. Det., Dec. 31, 1994
- Chris Jacke, vs. Car., Jan. 12, 1997
- Ryan Longwell, at SF, Jan. 11, 1998

**Most Consecutive Field Goals**

- \*23 Mason Crosby (2010-16)
- 5 Don Chandler (1965)
- Chris Jacke (1996)
- 4 Don Chandler (1967)
- Jan Stenerud (1982)
- Chris Jacke (1994)
- Chris Jacke (1995)
- Ryan Longwell (1997-98)
- Ryan Longwell (1998-2001)

**Longest Field Goal**

- 56 Mason Crosby, at DalC, Jan. 15, 2017
- 51 Chris Jacke, vs. Det., Dec. 31, 1994
- Mason Crosby, at DalC, Jan. 15, 2017
- 50 Chris Jacke, at DalC, Jan. 8, 1995
- 48 Mason Crosby, at Sea., Jan. 18, 2015
- Mason Crosby, at Sea., Jan. 18, 2015

**Most (One-Point) Points After Touchdown, Career**

- 59 Mason Crosby (18 games)
- 28 Chris Jacke (10 games)
- 22 Don Chandler (7 games)

**Most (One-Point) Points After Touchdown, Game**

- 6 Mason Crosby, vs. Sea., Jan. 12, 2008
- Mason Crosby, at Ari., Jan. 10, 2010
- Mason Crosby, at Atl., Jan. 15, 2011
- 5 Don Chandler, vs. KC, Jan. 15, 1967
- Jan Stenerud, vs. StLC, Jan. 8, 1983
- Chris Jacke, vs. SF, Jan. 4, 1997
- Mason Crosby, vs. NYG, Jan. 8, 2017
- 4 Paul Hornung, vs. NYG, Dec. 31, 1961
- Don Chandler, at DalC, Jan. 1, 1967
- Don Chandler, vs. LARm, Dec. 23, 1967
- Chris Jacke, at Det., Jan. 8, 1994
- Chris Jacke, vs. Atl., Dec. 31, 1995
- Mason Crosby, vs. Pit., Feb. 6, 2011
- Mason Crosby, at SF, Jan. 12, 2013
- Mason Crosby, at DalC, Jan. 15, 2017

**Safeties**

None

**KICKOFF RETURNS****Most Kickoff Returns, Career**

- 20 Antonio Freeman (14 games)
- 12 Randall Cobb (11 games)
- 11 Corey Harris (4 games)

**Most Kickoff Returns, Game**

- 7 Del Rodgers, at DalC, Jan. 16, 1983 (148 yds.)
- Antonio Freeman, at DalC, Jan. 14, 1996 (148 yds.)
- Roell Preston, at SF, Jan. 3, 1999 (194 yds.)
- 6 Antonio Freeman, vs. Den., Jan. 25, 1998 (104 yds.)
- 5 Corey Harris, at DalC, Jan. 8, 1995 (132 yds.)
- Tramon Williams, vs. Sea, Jan. 12, 2008 (111 yds.)

**Most Kickoff Return Yards, Career**

- 413 Antonio Freeman (14 games)
- 277 Desmond Howard (3 games)
- 253 Corey Harris (4 games)

**Most Kickoff Return Yards, Game**

- 194 Roell Preston, at SF, Jan. 3, 1999 (7 ret.)
- 154 Desmond Howard, vs. NE, Jan. 26, 1997 (4 ret.)
- 148 Antonio Freeman, at DalC, Jan. 14, 1996 (7 ret.)

**Highest Average, Career (Min. 10 returns)**

- 23.0 Corey Harris (11-253) (4 games)
- 20.8 Najeh Davenport (10-208) (3 games)
- 20.7 Antonio Freeman (20-413) (14 games)

**Highest Average, Game (Min. 3 returns)**

- 38.5 Desmond Howard, vs. NE, Jan. 26, 1997 (4-154)
- 29.7 Corey Harris, at Det., Jan. 8, 1994 (3-89)
- 27.7 Roell Preston, at SF, Jan. 3, 1999 (7-194)

**Longest Kickoff Return**

- 99 Desmond Howard, vs. NE, Jan. 26, 1997 (TD)
- 51 Corey Harris, at DalC, Jan. 8, 1995
- 49 Desmond Howard, vs. Car., Jan. 12, 1997
- Tramon Williams, vs. NYG, Jan. 20, 2008

**PUNTING****Most Punts, Game**

- 8 Donny Anderson, at DalC, Dec. 31, 1967
- Ron Widby, at Was., Dec. 24, 1972
- Tim Masthay, at ChiB, Jan. 23, 2011
- Tim Masthay, vs. Min., Jan. 5, 2013
- 7 Clarke Hinkle, vs. BosR, Dec. 13, 1936
- Craig Henrich, vs. NE, Jan. 26, 1997
- Josh Bidwell, at Phi., Jan. 11, 2004
- 6 Six times (last: Jacob Schum, vs. NYG, Jan. 8, 2017)

**Highest Gross Punting Average, Game (Min. 4 punts)**

- 47.0 Tim Masthay, at SF, Jan. 12, 2013 (4-188)
- 45.3 Tim Masthay, at Was., Jan. 10, 2016 (4-181)
- 45.2 Max McGee, at Phi., Dec. 26, 1960 (5-226)

**Longest Punt**

- 66 Jacob Schum, at DalC, Jan. 15, 2017
- 65 Tim Masthay, at ChiB, Jan. 23, 2011
- 64 Boyd Dowler, vs. NYG, Dec. 31, 1961

**PUNT RETURNS****Most Punt Returns, Career**

- 19 Willie Wood (10 games) (##6 in two Super Bowls)
- 14 Robert Brooks (11 games)
- 11 Micah Hyde (8 games)
- 10 Antonio Chatman (3 games)
- Antonio Freeman (14 games)

**Most Punt Returns, Game**

- ##6 Desmond Howard, vs. NE, Jan. 26, 1997 (90 yds.)
- Antonio Chatman, at Phi., Jan. 11, 2004 (27 yds.)
- 5 Willie Wood, vs. Oak., Jan. 14, 1968 (35 yds.)
- Micah Hyde, vs. NYG, Jan. 8, 2017 (50 yds.)
- 4 Irv Comp, at NYG, Dec. 17, 1944 (55 yds.)
- Willie Wood, vs. DalC, Dec. 31, 1967 (21 yds.)
- Antonio Freeman, at DalC, Jan. 14, 1996 (54 yds.)
- Randall Cobb, vs. Min., Jan. 5, 2013 (17 yds.)

\* NFL record \*\* Shares NFL record

## Shares Super Bowl record

**Most Punt Return Yards, Career**

214	Robert Brooks (11 games)
210	Desmond Howard (3 games)
143	Antonio Freeman (14 games)

---

**Most Punt Return Yards, Game**

117	Desmond Howard, vs. SF, Jan. 4, 1997 (2 ret.)
#90	Desmond Howard, vs. NE, Jan. 26, 1997 (6 ret.)
72	Antonio Freeman, vs. Atl., Dec. 31, 1995 (3 ret.)

---

**Highest Punt Return Average, Career (Min. 9 returns)**

23.3	Desmond Howard (9-210) (3 games)
15.3	Robert Brooks (14-214) (11 games)
14.3	Antonio Freeman (10-143) (14 games)

---

**Highest Punt Return Average, Game (Min. 3 returns)**

24.0	Antonio Freeman, vs. Atl., Dec. 31, 1995 (3-72)
17.0	Robert Brooks, vs. TB, Jan. 4, 1998 (3-47)
15.0	Desmond Howard, vs. NE, Jan. 26, 1997 (6-90)

---

**Longest Punt Return**

76	Antonio Freeman, vs. Atl., Dec. 31, 1995 (TD)
71	Desmond Howard, vs. SF, Jan. 4, 1997 (TD)
46	Desmond Howard, vs. SF, Jan. 4, 1997

## MISCELLANEOUS

**Most Sacks, Career (Since 1982)**

11	Clay Matthews (15 games)
8	Reggie White (14 games)
7	Nick Perry (8 games)
4.5	Julius Peppers (7 games)
4	Keith McKenzie (7 games)
	Sean Jones (8 games)

---

**Most Sacks, Game (Since 1982)**

#3	Reggie White, vs. NE, Jan. 26, 1997
2	Reggie White, at Det., Jan. 8, 1994
	Bryce Paup, vs. Det., Dec. 31, 1994
	Sean Jones, vs. Atl., Dec. 31, 1995
	Keith McKenzie, at SF, Jan. 11, 1998
	Aaron Kampman, at Phi., Jan. 11, 2004
	Clay Matthews, at Atl., Jan. 15, 2011
	Clay Matthews, vs. Min., Jan. 5, 2013
	Mike Neal, at Was., Jan. 10, 2016
	Nick Perry, at Was., Jan. 10, 2016

---

**Blocked Kicks, Game**

2	Lon Evans, vs. BosR, Dec. 13, 1936 (FG, punt)
	Gary Lewis, vs. StLC, Jan. 8, 1983 (PAT, FG)
1	Ernie Smith, vs. BosR, Dec. 13, 1936 (punt)
	Lee McLaughlin, at ChiB, Dec. 14, 1941 (PAT)
	Henry Jordan, vs. CleB, Jan. 2, 1966 (FG)
	Dave Robinson, vs. LARm, Dec. 23, 1967 (FG)
	Bernardo Harris, at DalC, Jan. 14, 1996 (punt)
	Bob Kuberski, vs. TB, Jan. 4, 1998 (FG)
	Cletidus Hunt, vs. SF, Jan. 13, 2002 (FG)
	Brad Jones, vs. NYG, Jan. 15, 2012 (FG)
	Datone Jones, vs. DalC, Jan. 11, 2015 (FG)

## GAMES

22	Brett Favre (1993-98, 2001-04, 2007)
18	Mason Crosby (2007, 2009-16)
17	Aaron Rodgers (2007, 2009-16)
16	Gilbert Brown (1993, 1995-98, 2001-03)
	William Henderson (1995-98, 2001-04)
	T.J. Lang (2009-16)
15	Earl Dotson (1993, 1995-98, 2001-02)
	Donald Driver (2001-04, 2007, 2009-12)
	John Kuhn (2007, 2009-15)

## MOST POSTSEASON MEETINGS, OVERALL

No. Teams	Seasons
8 Green Bay vs. Dal. Cowboys	1966-67, 1982, 1993-95, 2014, 2016
8 Green Bay vs. N.Y. Giants	1938-39, 1944, 1961-62, 2007, 2011, 2016
8 N.Y. Giants vs. Chi. Bears	1933-34, 1941, 1946, 1956, 1963, 1985, 1990
8 N.Y. Giants vs. San Fran.	1981, 1984-86, 1990, 1993, 2002, 2011
8 Denver vs. Pittsburgh	1977-78, 1984, 1989, 1997, 2005, 2011, 2015
7 Chi. Bears vs. Wash./Bos. Redskins	1937, 1940, 1942-43, 1984, 1986-87
7 Dal. Cowboys vs. L.A. Rams	1973, 1975-76, 1978-80, 1983

## TEAM RECORDS

*all single-game records*

## NET YARDS GAINED

**Most Yards Gained, Game**

493	at Arizona, Jan. 10, 2010 (89 ru., 404 pa.)
479	vs. Carolina, Jan. 12, 1997 (201 ru., 278 pa.)
466	at Dallas Cowboys, Jan. 16, 1983 (158 ru., 308 pa.)
442	at Atlanta, Jan. 15, 2011 (96 ru., 346 pa.)
416	vs. Dallas Cowboys, Jan. 11, 2015 (119 ru., 297 pa.)

---

**Fewest Yards Gained, Game**

195	vs. Dallas Cowboys, Dec. 31, 1967 (80 ru., 115 pa.)
210	vs. San Francisco, Jan. 4, 1997 (139 ru., 71 pa.)
211	at Washington, Dec. 24, 1972 (78 ru., 133 pa.)



Butler

## FIRST DOWNS

**Most First Downs, Game**

32	at Arizona, Jan. 10, 2010
28	at Atlanta, Jan. 15, 2011
27	at Dallas Cowboys, Jan. 15, 2017
25	vs. Seattle, Jan. 12, 2008
	vs. New York Giants, Jan. 15, 2012

---

**Fewest First Downs, Game**

7	vs. Boston Redskins at New York, Dec. 13, 1936
10	vs. New York Giants, Dec. 10, 1939
	at Washington, Dec. 24, 1972
11	at New York Giants, Dec. 17, 1944

## RUSHING

**Most Yards Gained Rushing, Game**

235	vs. Seattle, Jan. 12, 2008 (35 att.)
223	at Philadelphia, Dec. 26, 1960 (42 att.)
210	at Philadelphia, Jan. 11, 2004 (37 att.)
204	vs. Cleveland Browns, Jan. 2, 1966 (47 att.)
201	vs. Carolina, Jan. 12, 1997 (45 att.)

---

**Fewest Yards Gained Rushing, Game**

28	vs. New York Giants, Jan. 20, 2008 (14 att.)
31	at Dallas Cowboys, Jan. 16, 1994 (13 att.)
33	at Chicago Bears, Dec. 14, 1941 (33 att.)

# Super Bowl record    ## Shares Super Bowl record

### Most Rushing Attempts, Game

51	vs. New York Giants, Dec. 10, 1939 (131 yds.)
48	at New York Giants, Dec. 17, 1944 (162 yds.)
47	vs. Cleveland Browns, Jan. 2, 1966 (204 yds.)

### Fewest Rushing Attempts, Game

12	at Dallas Cowboys, Jan. 14, 1996 (48 yds.)
13	at Dallas Cowboys, Jan. 16, 1994 (31 yds.)
	vs. Pittsburgh, Feb. 6, 2011 (50 yds.)

## PASSING

### Most Passes Attempted, Game

46	at Dallas Cowboys, Jan. 8, 1995 (21 comp.) vs. New York Giants, Jan. 15, 2012 (26 comp.)
45	at Dallas Cowboys, Jan. 16, 1994 (28 comp.) at Atlanta, Jan. 22, 2017 (27 comp.)

### Fewest Passes Attempted, Game

10	vs. New York Giants, Dec. 10, 1939
11	at New York Giants, Dec. 17, 1944
15	vs. San Francisco, Jan. 4, 1997

### Most Passes Completed, Game

31	at Atlanta, Jan. 15, 2011 (36 att.)
28	at Dallas Cowboys, Jan. 16, 1994 (45 att.) at Arizona, Jan. 10, 2010 (42 att.) at Dallas Cowboys, Jan. 15, 2017 (43 att.)
27	at Atlanta, Jan. 22, 2017 (45 att.)

### Fewest Passes Completed, Game

3	at New York Giants, Dec. 17, 1944
7	vs. New York Giants, Dec. 10, 1939
8	at New York Giants, Dec. 11, 1938

### Most Net Yards Gained, Passing, Game

404	at Arizona, Jan. 10, 2010 (42-28-1, 4 TD)
346	at Atlanta, Jan. 15, 2011 (36-31-0, 3 TD)
327	at Dallas Cowboys, Jan. 16, 1994 (45-28-2, 2 TD)

### Fewest Net Yards Gained, Passing, Game

71	vs. San Francisco, Jan. 4, 1997
73	at New York Giants, Dec. 17, 1944
96	at New York Giants, Dec. 30, 1962

### Most Touchdowns, Passing, Game

4	at Dallas Cowboys, Jan. 1, 1967 vs. St. Louis Cardinals, Jan. 8, 1983 at Arizona, Jan. 10, 2010 vs. New York Giants, Jan. 8, 2017
3	11 times (last: at Atlanta, Jan. 22, 2017)

### Most Passes Had Intercepted, Game

6	at St. Louis Rams, Jan. 20, 2002
4	vs. Minnesota, Jan. 9, 2005
3	vs. New York Giants, Dec. 10, 1939 at New York Giants, Dec. 17, 1944 at Dallas Cowboys, Jan. 8, 1983

## SCORING

### Most Points, Game

48	at Atlanta, Jan. 15, 2011 (48-21)
45	at Arizona, Jan. 10, 2010 (45-51)
42	vs. Seattle, Jan. 12, 2008 (42-20)
41	vs. St. Louis Cardinals, Jan. 8, 1983 (41-16)
38	vs. New York Giants, Jan. 8, 2017 (38-13)

### Fewest Points, Game

3	at Washington, Dec. 24, 1972 (16-3)
7	vs. Atlanta, Jan. 4, 2003 (27-7)
9	at Dallas Cowboys, Jan. 8, 1995 (35-9)

### CONSECUTIVE POSTSEASON WINS, VS. ONE TEAM

Wins	Teams	Seasons
5	*Pittsburgh over Bal./Ind. Colts	1975-76, 1995-96, 2005
4	<b>Dal. Cowboys over Green Bay</b>	<b>1982, 1993-95</b>
4	<b>Green Bay over N.Y. Giants</b>	<b>1939, 1944, 1961-62</b>
4	*Indianapolis over Kansas City	1995, 2003, 2006, 2013
4	*Oakland over Hou. Oilers/Ten. Titans	1967-68, 1980, 2002
4	*Philadelphia over Minnesota	1980, 2004, 2008, 2017
3	Buffalo over Miami	1990, 1992, 1995
3	Dal. Cowboys over San Francisco	1970-72
3	Dal. Cowboys over Minnesota	1975, 1977, 1996
3	*Dal. Cowboys over Philadelphia	1992, 1995, 2009
3	*Denver over Cle. Browns	1986-87, 1989
3	<b>Green Bay over San Francisco</b>	<b>1995-97</b>
3	Hou. Oilers over LA/S.D. Chargers	1960-61, 1979

### Largest Margin of Victory

37	vs. New York Giants, Dec. 31, 1961 (37-0)
27	vs. New York Giants, Dec. 10, 1939 (27-0) at Atlanta, Jan. 15, 2011 (48-21)
25	vs. Kansas City, Jan. 15, 1967 (35-10) vs. St. Louis Cardinals, Jan. 8, 1983 (41-16) vs. New York Giants, Jan. 8, 2017 (38-13)

### Most Overall Touchdowns, Game

6	vs. Seattle, Jan. 12, 2008 at Arizona, Jan. 10, 2010 at Atlanta, Jan. 15, 2011
5	at Dallas Cowboys, Jan. 1, 1967 vs. Kansas City, Jan. 15, 1967 vs. St. Louis Cardinals, Jan. 8, 1983 vs. Atlanta, Dec. 31, 1995 vs. San Francisco, Jan. 4, 1997 vs. New York Giants, Jan. 8, 2017
4	9 times (last: at Dallas Cowboys, Jan. 15, 2017)

### Most Field Goals, Game

**5	at Seattle, Jan. 18, 2015
##4	vs. Oakland, Jan. 14, 1968
3	vs. New York Giants, Dec. 31, 1961 vs. New York Giants, Dec. 30, 1962 vs. Detroit, Dec. 31, 1994 vs. Carolina, Jan. 12, 1997 at San Francisco, Jan. 11, 1998

### Most (One-Point) Points After Touchdown, Game

6	vs. Seattle, Jan. 12, 2008 at Arizona, Jan. 10, 2010 at Atlanta, Jan. 15, 2011
5	vs. Kansas City, Jan. 15, 1967 vs. St. Louis Cardinals, Jan. 8, 1983 vs. San Francisco, Jan. 4, 1997 vs. New York Giants, Jan. 8, 2017
4	Eight times (last: at Dallas Cowboys, Jan. 15, 2017)

### Most Safeties

No individual safeties (one team safety, 1994)

## PUNTING

### Most Punts, Game

10	at New York Giants, Dec. 17, 1944
8	vs. Boston Redskins at New York, Dec. 13, 1936 vs. Dallas Cowboys, Dec. 31, 1967 at Washington, Dec. 24, 1972 at Chicago Bears, Jan. 23, 2011 vs. Minnesota, Jan. 5, 2013

### Fewest Punts, Game

**0	at Atlanta, Jan. 15, 2011
1	vs. St. Louis Cardinals, Jan. 8, 1983 vs. Atlanta, Jan. 4, 2003 at Arizona, Jan. 10, 2010 2 vs. Carolina, Jan. 12, 1997 at San Francisco, Jan. 3, 1999 vs. New York Giants, Jan. 15, 2012 vs. Dallas Cowboys, Jan. 11, 2015 at Atlanta, Jan. 22, 2017

### Highest Gross Average, Game (Min. 4 punts)

47.0	at San Francisco, Jan. 12, 2013 (41-188)
45.3	at Washington, Jan. 10, 2016 (4-181)
45.2	at Philadelphia, Dec. 26, 1960 (5-226)

\*\* Shares NFL record    ## Shares Super Bowl record



## PUNT RETURNS

### Most Punt Returns, Game

*8	at New York Giants, Dec. 17, 1944
6	vs. Baltimore Colts, Dec. 26, 1965
#6	vs. New England, Jan. 26, 1997
6	at Philadelphia, Jan. 11, 2004
5	vs. Boston Redskins at New York, Dec. 13, 1936
	at Chicago Bears, Dec. 14, 1941
	at Philadelphia, Dec. 26, 1960
	vs. Dallas Cowboys, Dec. 31, 1967
	vs. Oakland, Jan. 14, 1968
	vs. New York Giants, Jan. 8, 2017

### Most Yards, Punt Returns, Game

117	vs. San Francisco, Jan. 4, 1997 (3 returns)
98	at New York Giants, Dec. 17, 1944 (8 returns)
#90	vs. New England, Jan. 26, 1997 (6 returns)

## KICKOFF RETURNS

### Most Kickoff Returns, Game

7	at Dallas Cowboys, Jan. 16, 1983
	at Dallas Cowboys, Jan. 14, 1996
	at San Francisco, Jan. 3, 1999
	at St. Louis Rams, Jan. 20, 2002
6	at Dallas Cowboys, Jan. 1, 1967
	at Dallas Cowboys, Jan. 16, 1994
	at Dallas Cowboys, Jan. 8, 1995
	vs. Denver, Jan. 25, 1998
	vs. Seattle, Jan. 4, 2004
	at Arizona, Jan. 10, 2010

### Most Yards, Kickoff Returns, Game

194	at San Francisco, Jan. 3, 1999 (7 returns)
154	vs. New England, Jan. 26, 1997 (4 returns)
148	at Dallas Cowboys, Jan. 16, 1983 (7 returns)
	at Dallas Cowboys, Jan. 14, 1996 (7 returns)

## PENALTIES

### Most Penalties, Game

11	at Dallas Cowboys, Jan. 14, 1996
10	vs. Dallas Cowboys, Jan. 11, 2015
9	at San Francisco, Jan. 11, 1998
	vs. Denver, Jan. 25, 1998

### Fewest Penalties, Game

1	vs. Oakland, Jan. 14, 1968
	vs. San Francisco, Jan. 4, 1997
2	at New York Giants, Dec. 11, 1938
	vs. Cleveland Browns, Jan. 2, 1966
	at Dallas Cowboys, Jan. 1, 1967
	vs. Dallas Cowboys, Dec. 31, 1967
	at Philadelphia, Jan. 9, 2011
	vs. Minnesota, Jan. 5, 2013
	vs. New York Giants, Jan. 8, 2017

## DEFENSIVE RECORDS

### TOTAL YARDS ALLOWED

#### Fewest Net Yards Allowed, Game

116	vs. Boston Redskins at New York, Dec. 13, 1936
130	vs. New York Giants, Dec. 31, 1961
161	vs. Cleveland Browns, Jan. 2, 1966

#### Most Net Yards Allowed, Game

579	at San Francisco, Jan. 12, 2013
531	at Arizona, Jan. 10, 2010
493	at Atlanta, Jan. 22, 2017

## FIRST DOWNS

### Fewest First Downs Allowed, Game

*6	vs. New York Giants, Dec. 31, 1961
8	vs. Bos. Redskins at New York, Dec. 13, 1936
	vs. Cleveland Browns, Jan. 2, 1966
9	vs. New York Giants, Dec. 10, 1939
	vs. Baltimore Colts, Dec. 26, 1965
	vs. Detroit, Dec. 31, 1994

### Most First Downs Allowed, Game

30	at Arizona, Jan. 10, 2010
	at Atlanta, Jan. 22, 2017
29	at San Francisco, Jan. 12, 2013
28	vs. St. Louis Cardinals, Jan. 8, 1983

## RUSHING

### Fewest Yards Allowed, Rushing, Game

* -4	vs. Detroit, Dec. 31, 1994 (15 att.)
-1	vs. Atlanta, Dec. 31, 1995 (10 att.)
21	vs. Seattle, Jan. 12, 2008 (18 att.)
31	vs. New York Giants, Dec. 31, 1961 (14 att.)

### Most Yards Allowed, Rushing, Game

323	at San Francisco, Jan. 12, 2013 (43 att.)
277	at Chicago Bears, Dec. 14, 1941 (48 att.)
194	at Seattle, Jan. 18, 2015 (35 att.)

## PASSING

### Fewest Opponent Passes Attempted, Game

12	at Chicago Bears, Dec. 14, 1941
	vs. Baltimore Colts, Dec. 26, 1965
14	at Washington, Dec. 24, 1972
15	at New York Giants, Dec. 11, 1938

### Most Opponent Passes Attempted, Game

65	at San Francisco, Jan. 6, 1996 (32 comp.)
54	vs. Atlanta, Dec. 31, 1995 (30 comp.)
51	vs. St. Louis Cardinals, Jan. 8, 1983 (32 comp.)

### Fewest Opponent Passes Completed, Game

5	at Chicago Bears, Dec. 14, 1941
	vs. Baltimore Colts, Dec. 26, 1965
7	vs. Boston Redskins at New York, Dec. 13, 1936
	at Washington, Dec. 24, 1972
8	at New York Giants, Dec. 11, 1938
	at New York Giants, Dec. 17, 1944
	vs. Cleveland Browns, Jan. 2, 1966

### Most Opponent Passes Completed, Game

32	vs. St. Louis Cardinals, Jan. 8, 1983 (51 att.)
	at San Francisco, Jan. 6, 1996 (65 att.)
30	vs. Atlanta, Dec. 31, 1995 (54 att.)
29	at Arizona, Jan. 10, 2010 (33 att.)
	at Washington, Jan. 10, 2016 (46 att.)

### Fewest Opponent Net Yards, Passing, Game

32	vs. Baltimore Colts, Dec. 26, 1965
48	at Chicago Bears, Dec. 14, 1941
91	vs. Boston Redskins at New York, Dec. 13, 1936

### Most Opponent Net Yards, Passing, Game

392	at Atlanta, Jan. 22, 2017
375	at Arizona, Jan. 10, 2010
347	vs. St. Louis Cardinals, Jan. 8, 1983

### Most Opponent Touchdown Passes, Game

5	at Arizona, Jan. 10, 2010
4	vs. Minnesota, Jan. 9, 2005
	at Atlanta, Jan. 22, 2017
3	at Dallas Cowboys, Jan. 16, 1994
	at San Francisco, Jan. 3, 1999
	vs. New York Giants, Jan. 15, 2012
	at Arizona, Jan. 16, 2016
	at Dallas Cowboys, Jan. 15, 2017

\* NFL record

# Super Bowl record ## Shares Super Bowl record

## BEST POSTSEASON RECORDS, VS. ONE TEAM (MINIMUM FOUR GAMES)

Team	Opponent	W	L	Pct	Last Meeting
Pit.	BalC/Ind.	5	0	1.000	2005 AFC Divisional
Ind.	KC	4	0	1.000	2013 AFC Wild Card
Oak.	HouO/TenT	4	0	1.000	2002 AFC Championship
Phi.	Min.	4	0	1.000	2017 NFC Championship
Den.	NE	4	1	.800	2015 AFC Championship
NE	Ind.	4	1	.800	2014 AFC Championship
NE	Jax	4	1	.800	2017 AFC Championship
NE	Pit.	4	1	.800	2016 AFC Championship
SF	Min.	4	1	.800	1997 NFC Divisional
DalC	Phi.	3	1	.750	2009 NFC Wild Card
Det.	CleB	3	1	.750	1957 NFL Championship

Team	Opponent	W	L	Pct	Last Meeting
HouO/TenT	SD	3	1	.750	2007 AFC Wild Card
Oak.	Mia.	3	1	.750	2000 AFC Divisional
NE	Pit.	3	1	.750	2004 AFC Championship
Phi.	Atl.	3	1	.750	2017 NFC Divisional
Pit.	BalR	3	1	.750	2014 AFC Wild Card
Pit.	HouO/TenT	3	1	.750	2002 AFC Divisional
SF	SF	3	1	.750	1992 NFC Divisional
DalC	Was.	5	2	.714	1994 NFC Championship
DalC	Min.	4	2	.667	1999 NFC Wild Card
Min.	LA/StLR	4	2	.667	1999 NFC Divisional

### Most Opponent Passes Intercepted

6	vs. New York Giants, Dec. 10, 1939
4	at New York Giants, Dec. 17, 1944
4	vs. New York Giants, Dec. 31, 1961
##4	vs. New England, Jan. 26, 1997
4	at Seattle, Jan. 18, 2015
3	vs. San Francisco, Jan. 4, 1997
	at Chicago Bears, Jan. 23, 2011

### SCORING

#### Most Points Allowed, Game

51	at Arizona, Jan. 10, 2010 (51-45)
45	at St. Louis Rams, Jan. 20, 2002 (45-17)
	at San Francisco, Jan. 12, 2013 (45-31)
44	at Atlanta, Jan. 22, 2017 (44-21)

#### Fewest Points Allowed, Game

**0	vs. New York Giants, Dec. 10, 1939
	vs. New York Giants, Dec. 31, 1961
6	vs. Boston Redskins at New York, Dec. 13, 1936
7	at New York Giants, Dec. 17, 1944
	at New York Giants, Dec. 30, 1962
	vs. Los Angeles Rams, Dec. 23, 1967
	vs. Tampa Bay, Jan. 4, 1998

#### Opponent Largest Margin of Victory

28	at St. Louis Rams, Jan. 20, 2002 (45-17)
26	at Dallas Cowboys, Jan. 8, 1995 (35-9)
23	at Atlanta, Jan. 22, 2017 (44-21)

#### Most Opponent Touchdowns Scored, Game

7	at Arizona, Jan. 10, 2010
6	at St. Louis Rams, Jan. 20, 2002
	at San Francisco, Jan. 12, 2013
	at Atlanta, Jan. 22, 2017
5	at Dallas Cowboys, Jan. 8, 1995
	at Dallas Cowboys, Jan. 14, 1996
4	at Chicago Bears, Dec. 14, 1941
	at Dallas Cowboys, Jan. 16, 1983
	vs. Denver, Jan. 25, 1998
	vs. Minnesota, Jan. 9, 2005
	vs. New York Giants, Jan. 15, 2012
	at Seattle, Jan. 18, 2015

#### Most Opponent Field Goals Scored, Game

3	at Washington, Dec. 24, 1972
	at Dallas Cowboys, Jan. 16, 1983
	at San Francisco, Jan. 3, 1999
	vs. New York Giants, Jan. 20, 2008
	vs. New York Giants, Jan. 15, 2012
	vs. San Francisco, Jan. 5, 2014
	at Dallas Cowboys, Jan. 15, 2017
2	12 times (last: vs. New York Giants, Jan. 8, 2017)

#### Most Opponent (One-Point) Points After TD, Game

6	at St. Louis Rams, Jan. 20, 2002
	at Arizona, Jan. 10, 2010
	at San Francisco, Jan. 12, 2013
5	at Dallas Cowboys, Jan. 8, 1995
	at Dallas Cowboys, Jan. 14, 1996
	at Atlanta, Jan. 22, 2017
4	at Dallas Cowboys, Jan. 16, 1983
	vs. Denver, Jan. 25, 1998
	vs. Minnesota, Jan. 9, 2005
	vs. New York Giants, Jan. 15, 2012

#### Most Safeties, Game

1	vs. Detroit, Dec. 31, 1994
---	----------------------------

### PUNTING

#### Most Opponent Punts, Game

10	vs. Boston Redskins at New York, Dec. 13, 1936
	at New York Giants, Dec. 17, 1944
9	at Chicago Bears, Jan. 23, 2011
8	at New York Giants, Dec. 11, 1938
	vs. Baltimore Colts, Dec. 26, 1965
	vs. Dallas Cowboys, Dec. 31, 1967
	vs. Detroit, Dec. 31, 1994
	vs. New England, Jan. 26, 1997
	vs. New York Giants, Jan. 8, 2017
7	at New York Giants, Dec. 30, 1962
	vs. Kansas City, Jan. 15, 1967
	at Philadelphia, Jan. 11, 2004

### Fewest Opponent Punts, Game

**0	vs. St. Louis Cardinals, Jan. 8, 1983
1	at Arizona, Jan. 10, 2010
2	vs. New York Giants, Jan. 15, 2012
	vs. Dallas Cowboys, Jan. 11, 2015
	at Dallas Cowboys, Jan. 15, 2017
	at Atlanta, Jan. 22, 2017
3	at Detroit, Jan. 8, 1994
	at Dallas Cowboys, Jan. 16, 1994
	at San Francisco, Jan. 3, 1999
	vs. Pittsburgh, Feb. 6, 2011
	at San Francisco, Jan. 12, 2013
	at San Francisco, Jan. 5, 2014
	at Arizona, Jan. 16, 2016

#### Opponent Highest Gross Average, Game (Min. 4 Punts)

50.6	at Washington, Jan. 10, 2016
49.6	vs. Minnesota, Jan. 5, 2013
46.5	at Washington, Dec. 24, 1972

### PUNT RETURNS

#### Most Opponent Punt Returns, Game

5	vs. Baltimore Colts, Dec. 26, 1965
	vs. Boston Redskins at New York, Dec. 13, 1936
4	vs. New England, Jan. 26, 1997
	at Philadelphia, Jan. 11, 2004
	vs. New York Giants, Jan. 20, 2008
	at Chicago Bears, Jan. 23, 2011
	vs. Pittsburgh, Feb. 6, 2011

#### Most Yards, Opponent Punt Returns, Game

87	at Chicago Bears, Dec. 14, 1941 (3 returns)
58	vs. Boston Redskins at New York, Dec. 13, 1936 (5 returns)
38	at Philadelphia, Jan. 9, 2011 (4 returns)

### KICKOFF RETURNS

#### Most Opponent Kickoff Returns, Game

8	at Atlanta, Jan. 15, 2011 (232 yds.)
7	vs. Oakland, Jan. 14, 1968 (127 yds.)
	vs. St. Louis Cardinals, Jan. 8, 1983 (178 yds.)
	vs. Carolina, Jan. 12, 1997 (86 yds.)
	vs. Seattle, Jan. 4, 2004 (98 yds.)
	vs. Seattle, Jan. 12, 2008 (105 yds.)
6	Nine times (last: vs. Pittsburgh, Feb. 6, 2011)

#### Most Yards, Opponent Kickoff Returns, Game

232	at Atlanta, Jan. 15, 2011 (8 returns)
186	vs. Detroit, Dec. 31, 1994 (5 returns)
178	vs. St. Louis Cardinals, Jan. 8, 1983 (7 returns)

### SACKS

#### Most Sacks, Game (Since 1963)

8	at Philadelphia, Jan. 11, 2004
6	vs. Kansas City, Jan. 15, 1967
	at Washington, Jan. 10, 2016
5	vs. Los Angeles Rams, Dec. 23, 1967
	vs. St. Louis Cardinals, Jan. 8, 1983
	vs. New England Patriots, Jan. 26, 1997
	at Atlanta, Jan. 15, 2011
	at Seattle, Jan. 18, 2015

### PENALTIES

#### Most Opponent Penalties, Game

12	at Chicago Bears, Dec. 14, 1941
11	at New York Giants, Dec. 17, 1944
8	at San Francisco, Jan. 6, 1996
	at San Francisco, Jan. 12, 2013
	at Seattle, Jan. 18, 2015

#### Fewest Opponent Penalties, Game

**0	at Philadelphia, Dec. 26, 1960
2	at New York Giants, Dec. 11, 1938
	vs. New England, Jan. 26, 1997
	vs. Seattle, Jan. 4, 2004
	vs. San Francisco, Jan. 5, 2014
3	11 times (last: vs. New York Giants, Jan. 8, 2017)

\*\* Shares NFL record    ## Shares Super Bowl record

## PACKERS IN THE PRO FOOTBALL HALL OF FAME

The Green Bay Packers have 25 individuals in the Pro Football Hall of Fame in Canton, Ohio, including Class of 2018 inductee Jerry Kramer. The Packers' total is second only to that of the Chicago Bears, who have 28 enshrinees. The Pittsburgh Steelers (21) and Washington Redskins (21) are next, followed by the New York Giants (20) and Los Angeles Rams (18).

Four of the Packers' inductees were charter members of the Hall in 1963.

In addition, five other players who played briefly for Green Bay – defensive end Len Ford, linebacker Ted Hendricks, guard/coach Walt Kiesling, kicker Jan Stenerud and safety Emlen Tunnell – have their busts displayed in the Hall of Fame. Biographies of the Packers' 25 HOF inductees follow:



### 1963 — EARL L. "CURLY" LAMBEAU

*Founder, Coach (1919-49)*

Co-founded the Packers in 1919 and served as the team's head coach through the 1949 season. Won six NFL championships, tying him with George Halas for most ever. He also was the first NFL head coach to make the forward pass an integral part of his team's offense. One of only six coaches in league history to win more than 200 regular-season games (Don Shula, Halas, Tom Landry, Marty Schottenheimer and Bill Belichick). In addition to his 29 NFL seasons as Packers head coach, he also coached the Chicago Cardinals (1950-51) and Washington Redskins (1952-53). His overall regular-season record was 226-132-22, a .631 winning percentage. Also played halfback for the Packers from 1919 through 1929 in a Notre Dame Box offense and was one of the NFL's most prolific passers in the pre-stats era of the 1920s. Named to the NFL All-Decade Team for the 1920s. Given name was Earl Louis Lambeau. Born April 9, 1898, in Green Bay. Died June 1, 1965, at age 67. Lambeau Field named in his honor on Sept. 11, 1965.

### 1963 — ROBERT "CAL" HUBBARD

*Tackle (1929-33, 1935)*

Purchased from the New York Giants prior to the 1929 season, he played an integral role in the Packers winning a record three straight NFL championships from 1929-31. Stood 6-foot-2, weighed 253 pounds and was considered a behemoth in his day. Played both offense and defense in pro football's Iron Man Era and stood out on both sides of the ball. Was an official NFL All-Pro choice in each of the first three years (1931, '32, '33) such selections were made. Selected to the NFL's 50th Anniversary Team in 1969 and 75th Anniversary All-Two-Way Team in 1994. Played for the Giants (1927-28, 1936) and Pittsburgh Pirates (1936). Only inductee in both the pro football and baseball halls of fame. Elected to baseball's hall in 1976 as an umpire. Given name was Robert Calvin Hubbard. Born Oct. 31, 1900, in Keytesville, Mo. Died Oct. 17, 1977, at age 76.



### 1963 — DON HUTSON

*End (1935-45)*



Although he played in Curly Lambeau's Notre Dame Box offensive system and mostly lined up tight to the tackle, he had no peers in his day as a receiver. Held 19 NFL records when he retired. Led the NFL in pass receptions eight times and led it in scoring five times. Winner of the Joe F. Carr Trophy, the NFL's official MVP award, in 1941 and '42. Named to the Official NFL All-Pro team in 1936 and from 1938-42. Named on the first six *Associated Press All-Pro* teams from 1940-45. Chosen to the NFL's 75th Anniversary All-Time Team and All-Two-Way Team in 1994 and was the split end on the 50th Anniversary Team in 1969. Also intercepted 30 passes as a defensive back the last six years of his career and shared placekicking duties from 1940-45. Once scored a league-record 29 points in a quarter. Named to three Pro Bowls. Born Jan. 31, 1913, in Pine Bluff, Ark. Died June 26, 1997, at age 84.

### 1963 — JOHNNY "BLOOD" McNALLY

*Halfback (1929-33, 1935-36)*

Born John Victor McNally, he adopted the name Johnny Blood and used it exclusively throughout his pro football career. An elusive runner and receiver, he was one of NFL's first big-play threats. Caught 10 TD passes in 1931 before the league kept stats, but it remained an unofficial record for 12 years. Played on four NFL championship teams with the Packers (1929-31, 1936). Named to the NFL's All-Decade Team for the 1930s. Also played for the Milwaukee Badgers (1925-26), Duluth Eskimos (1926-27), Pottsville Maroons (1928) and Pittsburgh Pirates (1934, 1937-38). One of the most colorful players in NFL history, he was nicknamed "The Vagabond Halfback." Born Nov. 27, 1903, in New Richmond, Wis. Died Nov. 28, 1985, at age 82.



### 1964 — CLARKE HINKLE

*Fullback (1932-41)*



A tough, bruising, powerful runner and a comparatively hard-hitting linebacker in the NFL's Iron Man Era, when players played both offense and defense. His battles with Bronko Nagurski of the rival Chicago Bears were legendary. He and Nagurski were the NFL's All-Decade fullbacks for the 1930s. Retired as the NFL's all-time leading rusher with 3,860 yards. A member of the NFL's official All-Pro team four times (1936-38, 1941). Named to the NFL's 75th Anniversary All-Two-Way Team in 1994 as a fullback, linebacker and kicker. Played on NFL championship teams in 1936 and '39. Born April 10, 1909, in Toronto, Ohio. Died Nov. 9, 1988, at age 79.

### PRIMARY HALL OF FAMERS, BY FRANCHISE

Chicago Bears/Staleys.....	28	Detroit Lions/Portsmouth Spartans.....	15
<b>Green Bay Packers.....</b>	<b>25</b>	Indianapolis/Baltimore Colts.....	14
Pittsburgh Steelers/Pirates.....	21	Minnesota Vikings.....	14
Washington/Boston Redskins/Boston Braves.....	21	Arizona/Phoenix/St. Louis/Chicago Cardinals.....	13
New York Giants.....	20	Kansas City Chiefs.....	11
St. Louis/Los Angeles/Cleveland Rams.....	18	Buffalo Bills.....	10
Oakland/Los Angeles Raiders.....	17	Los Angeles/San Diego Chargers.....	10
Cleveland Browns.....	16	Miami Dolphins.....	10
Dallas Cowboys.....	16	Philadelphia Eagles.....	10
San Francisco 49ers.....	16		



## 1964 — MIKE MICHALSKE

*Guard (1929-35, 1937)*

Rugged, raw-boned and durable. Not only a two-way player, but also one who typically played all 60 minutes of a game. On the small side, even in his day, at 6 feet tall and 210 pounds, Michalske was quick and explosive on offense and one of the first to develop blitzing and stunting tactics on defense, where he formed a formidable duo with tackle Cal Hubbard. Signed with the Packers as a free agent when the New York Yankees folded before the 1929 season. Michalske played with the Yankees in 1926 in the short-lived American Football League and for two years (1927-28) in the NFL prior to Green Bay. Named to the NFL's All-Decade Team for the 1920s. Standout lineman on three NFL championship teams from 1929-31. Given first name was August, but nicknamed "Iron Mike," which, in turn, was shortened to Mike. Born April 24, 1903, in Cleveland. Died Oct. 26, 1983, at age 80.

## 1966 — ARNIE HERBER

*Quarterback (1930-40)*

Pinpoint deep passer and pioneer of the long bomb in the NFL. In 1936, became first passer in league history to throw for more than 1,000 yards in a season. Led the NFL in passing in 1932, '34 and '36. Member of the Packers' 1930-31 title teams, but teamed with Don Hutson to star on the 1936 and '39 champs. Played only halfback in Packers' Notre Dame Box system, but was inducted into the Hall and chosen as a quarterback on the NFL's All-Decade Team for the 1930s. Played for the New York Giants (1944-45) and faced the Packers in the '44 NFL Championship Game. A Green Bay native and football and basketball star at Green Bay West High School. Born April 2, 1910, in Green Bay. Died Oct. 14, 1969, at age 59.



## 1971 — VINCE LOMBARDI

*Coach (1959-67)*

Won five NFL championships over a seven-year span from 1961-67 and is the only coach in league history to win three straight titles under a playoff format. Winning coach in Super Bowls I and II; the game's trophy was named after him following his death in 1970. One of the most iconic figures in coaching history, regardless of sport. Ranks first in all-time winning percentage among NFL coaches with 100 career victories or more. Overall record was 105-35-6, a glittering .750 winning percentage, including his one season in Washington (1969). Regular-season record was 96-34-6. Postseason record, entirely in Green Bay, was 9-1. Served as Packers general manager in 1968, but was inducted as a head coach. Hired by Packers after serving as assistant coach with the New York Giants (1954-58). Born June 11, 1913, in Brooklyn, N.Y. Died Sept. 3, 1970, at age 57.

## 1974 — TONY CANADEO

*Halfback (1941-44, 1946-52)*

Became only the third 1,000-yard rusher in pro football history when he gained 1,052 yards in 1949. Finished his career with 4,197 yards on 1,025 attempts, a 4.1-yard average. A durable, all-purpose halfback, he was a hard runner, an accomplished blocker, a capable passer and a good receiver. Also played defense early in his career. Spent the 1945 season in the service during World War II. Played college football at Gonzaga, where he acquired the nickname "Grey Ghost." Born May 5, 1919, in Chicago. Died Nov. 29, 2003, at age 84.



## 1976 — JIM TAYLOR


*Fullback (1958-66)*

Hard-edged, hard-nosed runner who typically dished out more punishment than he took. Rushed for more than 1,000 yards in five straight seasons from 1960-64. Spent his final season in 1967 with the New Orleans Saints. When he retired from the NFL, he ranked second to the great Jim Brown in all-time rushing yards with 8,597. Won the league rushing title in 1962 with 1,474 yards and averaged 5.4 per carry. Had 26 career 100-yard rushing games, all in a Packers uniform. Chosen by *The Associated Press* as the NFL's MVP in 1962. Selected MVP of the 1965 NFL Championship Game. Chosen as one of two fullbacks, along with Brown, on the NFL's 1960s All-Decade Team. Selected to five Pro Bowls. Born Sept. 20, 1935, in Baton Rouge, La.

## 1977 — FORREST GREGG

*Tackle (1956, 1958-70)*

A pro's pro, he was the most decorated of Vince Lombardi's offensive linemen. An anchor at right tackle, he filled in at guard in the Packers' 1961 championship run. Selected to nine Pro Bowls and was named All-Pro by *The Associated Press* seven times. Voted to NFL's 75th Anniversary All-Time Team in 1994. Also named to the NFL's 1960s All-Decade Team. Held the Packers' record for durability with 187 consecutive games played until he was surpassed by Brett Favre in 2003. Starter on five NFL championship teams. Spent 1957 in military service. According to author George Flynn, Lombardi once called Gregg the finest player he ever coached. Finished his career with the Dallas Cowboys in 1971, where he won a sixth NFL title and third Super Bowl. Born Oct. 18, 1933, in Birthright, Texas.



## OTHERS IN PRO HALL OF FAME WHO PLAYED FOR GREEN BAY



Len Ford — 1976



Ted Hendricks — 1990



Walt Kiesling — 1966



Jan Stenerud — 1991



Emlen Tunnell — 1967





## 1977 — BART STARR

*Quarterback (1956-71)*

Drafted in the 17th round in 1956, the 200th overall selection, and wound up winning a record five NFL championships as a starting quarterback. Named NFL's MVP by *The Associated Press* in 1966. Led the Packers to victory in Super Bowls I and II and was named the game's MVP each time. One of three quarterbacks picked on the NFL's 1960s All-Decade Team. Led the NFL in passing in 1962, 1964 and 1966. Passed for 24,718 yards with a 57.4 completion percentage. Named to the Pro Bowl four times. Held the Packers career record for most games played (196) until he was surpassed by Brett Favre in 2004. Played college football at Alabama. Born Jan. 9, 1934, in Montgomery, Ala.

## 1978 — RAY NITSCHKE

*Linebacker (1958-72)*

"Mean on Sunday" was the name of his 1973 autobiography and his trademark as a player. Looked ferocious peering at opposing quarterbacks from his middle linebacker position and played ferociously. Named MVP of the 1962 NFL Championship Game, a brutal defensive battle vs. the New York Giants won by the Packers, 16-7. Named the only linebacker on the NFL's 50th Anniversary Team in 1969 and one of four middle linebackers chosen on the NFL's 75th Anniversary All-Time Team in 1994. Named All-Pro by *The Associated Press* in 1964 and '66. Selected to the Pro Bowl in 1964. Had 25 career interceptions. Born Dec. 29, 1936, in Elmwood Park, Ill. Died March 8, 1998, at age 61.



## 1980 — HERB ADDERLEY

*Cornerback (1961-69)*

At 6 feet and 205 pounds, was not only the prototypical cornerback of his day, but of all time. Had it all: speed, size, toughness, awareness and big-play ability. Also played for the Dallas Cowboys from 1970-72. Intercepted 48 passes, including 39 with the Packers. Returned seven of those 39 picks for touchdowns. Named to NFL's 1960s All-Decade Team. Named All-Pro by *The Associated Press* five times and was a five-time Pro Bowl selection while with the Packers. Started on six NFL championship teams, including five in Green Bay, and played in four of the first six Super Bowls, including two with Dallas. Led the Packers in kickoff returns each season from 1960-64 and averaged 25.7 yards over his career. Born June 8, 1939, in Philadelphia.

## 1981 — WILLIE DAVIS

*Defensive End (1960-69)*

Excelled as a pass rusher before the NFL kept tabs on sacks or he'd likely be the Packers' all-time leader. Unofficially, it is estimated that he had more than 100 career sacks, maybe more than 120. Also a highly respected team leader who served as defensive captain of the Packers' 1966 and 1967 NFL championship teams — winners of Super Bowls I and II. In all, started on five NFL championship teams. Named to the NFL's 1960s All-Decade Team. Named *Associated Press* All-Pro five times and selected to five Pro Bowls. Holds the all-time Packers record for career fumble recoveries with 21. Started NFL career with Cleveland Browns (1958-59). Born July 24, 1934, in Lisbon, La.



## 1981 — JIM RINGO

*Center (1953-63)*

Undersized at 6 feet, 2 inches tall and at most 232 pounds, but cat-quick at executing difficult cut blocks. Offensive captain of Vince Lombardi's first two NFL championship teams in 1961 and '62. Also played for Philadelphia (1964-67). Chosen for NFL's 1960s All-Decade Team. Named to two Pro Bowls before Lombardi arrived in Green Bay, five more under Lombardi and three with the Eagles. Named All-Pro by *The Associated Press* six times with the Packers. Highly durable performer, once held NFL record for most consecutive games played (183), including 126 with Green Bay. Born Nov. 21, 1931, in Orange, N.J. Died Nov. 19, 2007, at age 75.

## 1986 — PAUL HORNUNG

*Halfback (1957-62, 1964-66)*

Called by Vince Lombardi "the greatest player I've ever coached" during a 1967 speech. One of the most versatile players in pro football history, he won the NFL scoring title three consecutive years (1959-61). Set a league record by scoring 176 points in 1960 (12-game season). Record stood for 46 years until broken by LaDainian Tomlinson over 16 games in 2006. Named NFL's *Associated Press* MVP in 1961 and also MVP of the 1961 NFL Championship Game. Lombardi viewed him as his biggest playmaker and best clutch player. As the starting left halfback, he was the ball carrier in the heyday of Lombardi's signature power sweep. Named All-Pro at halfback by *The Associated Press* in 1960 and 1961. Named to the NFL's 1960s All-Decade Team. Doubled as the Packers kicker from 1958-62 and again in '64. Scored 760 career points. Bonus choice — or the first player selected overall — in the 1957 NFL Draft. Played college football at Notre Dame, winning Heisman Trophy in 1956. Born Dec. 23, 1935, in Louisville, Ky.



## 1989 — WILLIE WOOD

*Safety (1960-71)*

Played college football at USC in the one-platoon era, doubling as a quarterback and defensive back, and virtually had to beg for an NFL tryout. Signed with the Packers as a rookie free agent and started at free safety on five NFL championship teams. Named All-Pro by *The Associated Press* five straight years from 1964-68. An eight-time Pro Bowl selection. Named to the NFL's 1960s All-Decade Team. One of two safeties chosen on the Super Bowl Silver Anniversary Team in 1990. Broke open a close contest in third quarter of Super Bowl I, intercepting a Len Dawson pass and returning it 50 yards to the Kansas City Chiefs' 5. Had 48 career interceptions. Led the NFL in interceptions in 1962 with nine. Also led the league in punt returns in 1961 with 16.1-yard average. One of only 16 undrafted free agents to make the Hall of Fame. Born Dec. 23, 1936, in Washington, D.C.



## 1995 — HENRY JORDAN

*Defensive Tackle (1959-69)*

Raised havoc with his quickness, especially as a pass rusher, on Vince Lombardi's five NFL championship teams. Named All-Pro by *The Associated Press* five straight seasons (1960-64). Also selected to play in the Pro Bowl four times. Originally a fifth-round draft choice of the Cleveland Browns; came to Green Bay in 1959 trade. Played for the Browns (1957-58). Unofficially had 3½ sacks in the 1967 Western Conference Championship Game win over the Los Angeles Rams. Born Jan. 26, 1935, in Emporia, Va. Died Feb. 21, 1977, at age 42.

## 2003 — JAMES LOFTON

*Wide Receiver (1978-86)*

Big, fast, gifted receiver who could run any route and probably could have starred in any system. Excelled as a deep threat. First Packers player without direct ties to either Curly Lambeau or Vince Lombardi to be inducted in Canton. Caught 530 passes for 9,656 yards and averaged a sensational 18.2 yards per catch in his nine seasons with the Packers. Also played for the L.A. Raiders (1987-88), Buffalo (1989-92), the L.A. Rams (1993) and Philadelphia (1993). In 16 NFL seasons, posted 764 receptions for 14,004 yards and an 18.3-yard average. Yardage total was the NFL career record at the time. Chosen for seven Pro Bowls and named All-Pro by *The Associated Press* twice while playing for the Packers. Named to NFL's 1980s All-Decade Team. Recorded more than 50 receptions in a season nine times. First NFL player to score a touchdown in the 1970s, '80s and '90s. Born July 5, 1956, in Fort Ord, Calif.



## 2006 — REGGIE WHITE


*Defensive End (1993-98)*

Nicknamed "Minister of Defense" while playing at the University of Tennessee, he arguably became the most dominant defensive end in NFL history when considering production against both the run and the pass. At the time of retirement, his 198 sacks were an NFL record, as were his 12 seasons with 10-plus sacks. Only player to record 10 sacks in nine consecutive seasons. Played six of his 15 NFL seasons with the Packers and registered 68½ sacks with a season high of 16 in 1998. Named *Associated Press* Defensive Player of the Year in 1998. Named to the Pro Bowl in all six of his Packers seasons and selected *Associated Press* All-Pro twice. In the Packers' Super Bowl XXXI victory over New England, set a Super Bowl record with three sacks. Began his pro career with the USFL's Memphis Showboats (1984-85) before entering the NFL. Also played for the Philadelphia Eagles (1985-92) and the Carolina Panthers (2000). During eight seasons with Philadelphia, recorded more sacks (124) than games played (121). A landmark free agent when he signed with Green Bay in 1993. The next year he was selected for the NFL's 75th Anniversary All-Time Team. Also chosen to the NFL's All-Decade teams for the 1980s and '90s. Elected to 13 straight Pro Bowls. Born Dec. 19, 1961, in Chattanooga, Tenn. Died Dec. 26, 2004, at age 43.

## 2013 — DAVE ROBINSON

*Linebacker (1963-72)*

At 6 feet, 3 inches tall and 245 pounds and with 4.6 speed in the 40, he was the prototypical outside linebacker. Excelled at holding up the tight end at the line and nullified Hall of Famers John Mackey and Mike Ditka in the 14 games he faced them. Made three big plays that spelled the difference in three of the biggest games of Vince Lombardi's three-year title run. Plays included a game-changing 87-yard interception return in a do-or-die 1965 regular-season victory at the Baltimore Colts; a smothering pressure against Dallas quarterback Don Meredith that saved the Packers in the 1966 NFL Championship Game; and a critical blocked field goal in a 1967 playoff victory over the Los Angeles Rams. Named to the NFL's 1960s All-Decade Team. Named *Associated Press* All-Pro in 1967 and 1969. Three-time Pro Bowl selection. Registered 21 interceptions during his 10 seasons with Green Bay. His 12 interceptions from 1965-67 were the most in the league among linebackers. Also played for Washington (1973-74). Born May 3, 1941, in Mount Holly Township, N.J.



## 2015 — RON WOLF

*Executive Vice President and General Manager (1991-2001)*

Orchestrated one of the most remarkable rebuilding efforts in NFL history following a Packers drought of 24 years. Under his leadership from 1992-2000, the Packers were tied for the second-best regular-season record in the NFL (92-52, .639), while recording seven consecutive winning seasons (1992-98) and six straight playoff appearances (1993-98). Made three key transactions early in his time in Green Bay: hiring Mike Holmgren as head coach, trading for quarterback Brett Favre and signing defensive end Reggie White. The moves helped the Packers win three consecutive NFC Central Division championships (1995-97) and back-to-back NFC titles (1996-97). From 1992-2000, the Packers were 65-12 (.844) at Lambeau Field during the regular season and playoffs, the best home record in the NFL over that span. Began his NFL career as a scout for the Oakland Raiders in 1963 and spent 23 seasons with the franchise over three separate tenures as the Raiders posted winning records in all but six of those years. In 1975, was hired by the expansion Tampa Bay Buccaneers as general manager. Born Dec. 30, 1938, in New Freedom, Pa.

## 2016 — BRETT FAVRE

*Quarterback (1992-2007)*

The ultimate ironman among NFL quarterbacks. All-time record-breaker. The savior, so to speak, of a franchise that had been mired in a nearly 25-year funk. Favre was all of the above during a career that might have been unmatched in Packers history. Started a remarkable 253 straight games before moving on to the N.Y. Jets (2008) and Minnesota Vikings (2009-10), where he extended his NFL record for quarterbacks to 298 games. When he retired, he held the all-time league record for almost every major passing category, including attempts, completions, yards and touchdowns. Acquired in a trade after spending his rookie year with Atlanta (1991), Favre joined the Packers at a time when they had made only two postseason appearances in 24 years. In his 16 years as a starter, Green Bay made the playoffs 11 times, highlighted by a victory in Super Bowl XXXI. Born Oct. 10, 1969, in Gulfport, Miss.





## 2018 — JERRY KRAMER

Guard (1958-68)

One of the pulling guards on maybe the most famous play in NFL history, Vince Lombardi's power sweep, Kramer also became one of the most decorated linemen in league annals. He was the only guard selected to the NFL's 50th Anniversary Team in 1969, one of two guards on the Super Bowl Silver Anniversary Team chosen in 1990 and a five-time All-Pro selection by *The Associated Press*. Kramer was the starting right guard on Lombardi's five NFL championship teams in Green Bay and also the placekicker on the 1962 title team. In Lombardi's power sweep, Kramer was almost always the inside guard and led the left halfback around the right side. He also was the lead blocker on Bart Starr's game-winning quarterback sneak in the Ice Bowl. Born Jan. 23, 1936, in Jordan, Mont.

### THE ORIGINAL PACKERS

The Packers were born on Aug. 11, 1919. Founded by local football star Curly Lambeau and newspaperman George Whitney Calhoun, they were sponsored by the local Indian Packing Co. The original Packers played 11 games, mostly against other semipro teams from Wisconsin and Michigan's Upper Peninsula. They finished 10-1 and outscored their opponents, 565-12.

The team played in an open area of Hagemeister Park with no fence or bleachers. It also had a distinctly local flavor. Of the 25 players who appeared in at least one game, 17 had played football at either Green Bay East High School or Green Bay West. Three others were born in the Green Bay area. One player appeared in only one game and was listed in the lineup only by a last name, Bradlee, and no other details are known about him.

The Packers also played a semipro schedule in 1920, going 9-1-1, before joining what is now the National Football League in 1921.

Name, Position	Games	Name, Position	Games	Name, Position	Games
Nate Abrams, E	11	Wally Ladrow, B	10	Sam Powers, T	11
Henry "Tubby" Bero, B	10	Curly Lambeau, B	11	Gus Rosenow, B	11
*Bradlee, T	1	Wes Leaper, T-E-C	5	Charlie Sauber, C-G-T	7
James Coffeen, B	10	Herm Martell, E	9	Lyle "Cowboy" Wheeler, E	2
John Des Jardins, T-G	4	Al Martin, B	5	Milt Wilson, T-G	6
Clement "Dutch" Dwyer, B	2	Orlo "Toody" McLean, B	11	Carl Zoll, G	10
Rigney Dwyer, E	9	Andy Muldoon, T-G	8	Martin Zoll, G	11
Jennings Gallagher, B	9	Herb Nichols, E	5		
Frank "Fritz" Gavin, C-E	11	Al Petcka, T	7		

\*Listed only by a last name in the lineup; no other details are known about him or even if Bradlee was his name.



### THE 1920 PACKERS

Name, Position	Games	Name, Position	Games	Name, Position	Games
Nate Abrams, E	9	<sup>1</sup> Guy Leaper, T	8	Gus Rosenow, B	10
Henry "Tubby" Bero, B	2	<sup>1</sup> Wes Leaper, T	1	Charlie Sauber, C-G	3
Howard "Cub" Buck, G	1	<sup>2</sup> Malis, G	1	<sup>3</sup> Smith, G	1
Maurice "Jack" Dalton, B	11	Herm Martell, E	5	Almore "Buff" Wagner, B	11
Rigney Dwyer, E	9	Orlo "Toody" McLean, B	8	Lyle "Cowboy" Wheeler, E-B	5
Jennings Gallagher, B	1	George Medley, B	6	Milt Wilson, T-G	7
Frank "Fritz" Gavin, E-C	8	Don Murphy, T	1	Carl Zoll, G	10
Feryl "Fee" Klaus, C	10	Herb Nichols, E	1	Martin Zoll, G	11
Wally Ladrow, B	9	Al Petcka, T	4		
Curly Lambeau, B	11	Sam Powers, T	11		

<sup>1</sup>Listed only by last name with no first initial in most game summaries, but Guy was listed as a team member in the postseason banquet program along with 21 others, most of whom played regularly, whereas Wes was not.

<sup>2</sup>Listed only by his last name in the game summary; <sup>3</sup>Listed only by his last name in the game summary.

### PACKERS HALL OF FAME, GREEN BAY

The Packers Hall of Fame, located in the Lambeau Field Atrium, owns a unique place in sports history. When it opened on July 1, 1967, in temporary quarters in the Brown County Veterans Memorial Arena, it was the first hall of fame devoted to one team.

William Brault, who was head of Green Bay's visitor bureau at the time, was the driving force behind its creation and its tremendous growth over its first 25 years. Nine years after the hall opened, it moved into a permanent home next to the arena. Then-President Gerald R. Ford dedicated the new building on April 3, 1976.

On Sept. 4, 2003, Bart Starr and Ron Wolf rededicated the Packers Hall of Fame when it moved into the Lambeau Field Atrium. The Hall was renovated again and reopened on the main floor of the Atrium on Aug. 21, 2015. For nearly two years in between, it was set up in temporary quarters in the Neville Public Museum. The latest version of the Hall covers 15,000 square feet over two floors.

To date, 161 individuals – players, coaches and contributors – have been enshrined, including Ryan Longwell and Mark Tauscher, who were inducted during a ceremony in July 2018. The first induction banquet was held in 1970.

The Hall of Fame originally opened in the Brown County Arena's concourse, and the plan was to stay open for roughly two months during training camp. But those best-laid plans went awry when right from the start Packers fans shattered projected attendance totals.

The **Green Bay Packers Hall of Fame, Inc.** is a corporation separate from the football team, organized and operated for purposes permitted for tax-exempt status under 501 (c)(3) of the Internal Revenue Code of 1986. All revenue is dedicated and invested only for such purposes. Donation of memorabilia is tax-deductible.



# PACKERS HALL OF FAME

## INDUCTED FALL 1970

Bernard "Boob" Darling, C, 1927-31  
 Earl "Curly" Lambeau, Co-Founder/B/  
 Head Coach, 1919-49  
 Lavvie Dilweg, E, 1927-34  
 Verne Lewellen, B-P, 1924-32  
 Francis "Jug" Earp, C, 1922-32  
 John "Blood" McNally, B, 1929-33, 1935-36  
 Robert "Cal" Hubbard, T, 1929-33, 1935  
 August "Mike" Michalske, G, 1929-35, 1937

## 1971

(No inductions)

## INDUCTED JANUARY 1972

Hank Bruder, B, 1931-39  
 Don Hutson, E, 1935-45  
 Milt Gantenbein, E, 1931-40  
 Cecil Isbell, B, 1938-42  
 Charles "Buckets" Goldenberg, B/G, 1933-45  
 Joe Laws, B, 1934-45  
 Arnie Herber, B, 1930-40  
 Russ Letlow, G, 1936-42, 1946  
 Clarke Hinkle, B, 1932-41  
 George Svendsen, C, 1935-37, 1940-41

## INDUCTED JANUARY 1973

Charley Brock, C, 1939-47  
 Bob Monnett, B, 1933-38  
 Tony Canadeo, B, 1941-44, 1946-52  
 Buford "Baby" Ray, T, 1938-48  
 Larry Craig, B-DE, 1939-49  
 Andy Uram, B, 1938-43  
 Bob Forte, B, 1946-53  
 Dick Wildung, T, 1946-51, 1953  
 Ted Fritsch, B, 1942-50  
 Howard "Whitey" Woodin, G, 1922-31

## INDUCTED JANUARY 1972

Al Carmichael, HB-KR, 1953-58  
 Dave Hanner, DT, 1952-64  
 Fred Cone, FB-K, 1951-57  
 Billy Howton, E, 1952-58  
 Bobby Dillon, S, 1952-59  
 John Martinovic, DE, 1951-56  
 Howie Ferguson, FB, 1953-58  
 Jim Ringo, C, 1953-63  
 Bill Forester, LB, 1953-63  
 Tobin Rote, QB, 1950-56

## INDUCTED JANUARY 1975

Don Chandler, K-P, 1965-67  
 Ron Kramer, TE, 1957, 1959-64  
 Willie Davis, DE, 1960-69  
 Vince Lombardi, Head Coach/  
 General Manager, 1959-68  
 Paul Hornung, HB, 1957-62, 1964-66  
 Max McGee, E, 1954, 1957-67  
 Henry Jordan, DT, 1959-69  
 Jim Taylor, FB, 1958-66  
 Jerry Kramer, G, 1958-68  
 Fred "Fuzzy" Thurston, G, 1959-67

## INDUCTED JANUARY 1977

Howard "Cub" Buck, T, 1920-25  
 Bart Starr, QB, 1956-71  
 Forrest Gregg, T, 1956, 1958-70  
 Charlie Mathys, B, 1922-26  
 Willie Wood, S, 1960-71  
 Andrew B. Turnbull, President/  
 Executive Committee, 1923-49

## INDUCTED FEBRUARY 1978

Boyd Dowler, E, 1959-69  
 Paul "Tiny" Engebretsen, G, 1934-41  
 Lon Evans, G, 1933-37  
 Ray Nitschke, LB, 1958-72  
 George Calhoun, Co-Founder/Publicist/  
 Board of Directors, 1919-63

## INDUCTED FEBRUARY 1979

Nate Barragar, C, 1931-32, 1934-35  
 Carroll Dale, WR, 1965-72  
 Elijah Pitts, HB, 1961-69, 1971  
 Pete Tinsley, G, 1938-45  
 Dominic Olejniczak, President/Executive  
 Committee, 1951-89

## 1980

(No inductions)

## INDUCTED FEBRUARY 1981

Herb Adderley, CB, 1961-69  
 Ken Bowman, G, 1964-73  
 Chester "Swede" Johnston, B, 1931, 1934-38  
 Leland H. Joannes, President/Board of  
 Directors, 1923-80

## INDUCTED FEBRUARY 1982

Lou Brock, B, 1940-45  
 Gale Gillingham, G, 1966-74, 1976  
 Dave Robinson, LB, 1963-72  
 Jack Vainisi, Scout, 1950-60

## INDUCTED FEBRUARY 1983

Carl Mulleneaux, E, 1938-41, 1945-46  
 Donny Anderson, HB-P, 1966-71  
 Fred Carr, LB, 1968-77  
 Fred Leicht, Board of Directors, 1935-77

## INDUCTED FEBRUARY 1984

John Brockington, FB, 1971-77  
 Dan Currie, LB, 1958-64  
 Ed Jankowski, B, 1937-41  
 Frederick N. Trowbridge, Executive  
 Committee, 1950-81

## INDUCTED FEBRUARY 1985

Phil Bengtson, Assistant Coach/  
 Head Coach, 1959-70  
 Bob Jeter, DB, 1963-70  
 Earl "Bud" Svendsen, C, 1937-1939

## INDUCTED FEBRUARY 1986

Lee Roy Caffey, LB, 1964-69  
 Irv Comp, B, 1943-49  
 Wilner Burke, Band Director, 1939-81

## INDUCTED MARCH 1987

Chester Marcol, K, 1972-80  
 Deral Teteak, LB, 1952-56  
 Dr. Eugene Brusky, Team Physician, 1962-91

## INDUCTED FEBRUARY 1988

Lionel Aldridge, DE, 1963-71  
 Bob Mann, E, 1950-54  
 Jerry Atkinson, Board of Directors, 1950-95

## INDUCTED FEBRUARY 1989

Zeke Bratkowski, QB, 1963-68, 1971  
 Ron Kostelnik, DT, 1961-68

## 1990

(No inductions)

## INDUCTED FEBRUARY 1991

Harry Jancuski, E, 1939-44  
 Jan Stenerud, K, 1980-83  
 Gerald F. Clifford, Executive Committee, 1930-50

## INDUCTED FEBRUARY 1992

Lynn Dickey, QB, 1976-77, 1979-85  
 Larry McCarren, C, 1973-84  
 Al Schneider, Hall of Fame Board, 1970-83

## INDUCTED MARCH 1993

Willie Buchanan, CB, 1972-78  
 Johnnie Gray, S, 1975-83  
 Art Daley, Sportswriter, 1941-43, 1946-2011

## INDUCTED MARCH 1994

Paul Coffman, TE, 1978-85  
 Gerry Ellis, RB, 1980-86  
 Dr. W.W. Kelly, Board of Directors, 1923-49

## INDUCTED MARCH 1995

William Brault, Hall of Fame Founder/  
 Board, 1966-94

## INDUCTED MARCH 1996

John Anderson, LB, 1978-89  
 Lee Remmel, Sportswriter/Public Relations/  
 Historian, 1945-2007

## INDUCTED MARCH 1997

John "Red" Cochran, Assistant Coach/  
 Scout, 1959-66, 1971-2004  
 Ezra Johnson, DE, 1977-87  
 Travis Williams, HB-KR, 1967-70

## INDUCTED MARCH 1998

Ken Ellis, CB, 1970-75  
 Mark Murphy, S, 1980-85, 1987-91  
 Judge Robert J. Parins, President/Board of  
 Directors, 1966-94

## INDUCTED MARCH 1999

James Lofton, WR, 1978-86  
 Tom Miller, Administrator, 1956-88

## INDUCTED JULY 2000

Ron Wolf, General Manager, 1991-2001

## INDUCTED JULY 2001

Johnny Holland, LB, 1987-93  
 Ray Scott, TV Announcer, 1956-63, 1965-67

## INDUCTED JULY 2002

Sterling Sharpe, WR, 1988-94  
 Vernon Biever, Team Photographer, 1946-2007

## INDUCTED JULY 2003

Mike Douglas, LB, 1978-85  
 Jim Irvin, Radio Announcer, 1969-98

## INDUCTED JULY 2004

Robert E. Harlan, President-CEO/  
 Administrator, 1971-2008

## INDUCTED JULY 2005

Edgar Bennett, RB, 1992-96  
 Don Majkowski, QB, 1987-92

## INDUCTED JULY 2006

Reggie White, DE, 1993-98

## INDUCTED JULY 2007

Robert Brooks, WR, 1992-98  
 LeRoy Butler, S, 1990-2001

## INDUCTED JULY 2008

Gilbert Brown, DT, 1993-99, 2001-03  
 Frank Winters, C, 1992-2002  
 Al Tremi, Film & Video Director, 1967-2001

## INDUCTED JULY 2009

Antonio Freeman, WR, 1995-2001, 2003  
 Dorsey Levens, RB, 1994-2001

## INDUCTED JULY 2010

Mark Chmura, TE, 1992-99  
 Marv Fleming, TE, 1963-69  
 Greg Koch, T, 1977-85

## INDUCTED JULY 2011

William Henderson, FB, 1995-2006  
 Marco Rivera, G, 1997-2004  
 Frank Jonet, Executive Committee, 1935-51

## INDUCTED JULY 2012

Mike Holmgren, Head Coach, 1992-98

## INDUCTED JULY 2013

Kabeer Gbaja-Biamila, DE, 2000-2008  
 Chris Jacke, K, 1989-1996  
 Emil R. Fischer, President/Executive  
 Committee, 1935-58

## INDUCTED JULY 2014

Ahman Green, RB, 2000-2006, 2009  
 Ken Ruettgiers, T, 1985-96

## INDUCTED JULY 2015

Brett Favre, QB, 1992-2007

## INDUCTED JULY 2016

Chad Clifton, T, 2000-11  
 Nick Collins, S, 2005-11  
 Russ Winnie, Radio Announcer, 1929-1946

## INDUCTED JULY 2017

Donald Driver, WR, 1999-2012  
 Mark Lee, CB, 1980-90

## INDUCTED JULY 2018

Ryan Longwell, K, 1997-2005  
 Mark Taucher, T/G, 2000-10

Note: Players are listed at positions that were part of the game's normal terminology when they played.

Prior to 1950, most players played both offense and defense. In the case of linemen, including ends, they usually played the same position on both sides of the ball. Backs were listed as quarterbacks, halfbacks and fullbacks, but were often interchangeable on offense, especially in Curly Lambeau's Notre Dame Box system. On defense, some backs would line up as linebackers and others in the backfield, depending on whether the scheme called for a seven-, six- or five-man line.

Since 1950, positions have been classified as offense or defense. But some positions have undergone name changes. Ends on offense were renamed wide receivers and tight ends over the course of the 1960s and halfbacks became running backs in the late 1960s. Also, there were periods where the names of certain positions differed on depth charts, in playbooks and on all-pro teams.

PACKERS HALL OF FAME, GREEN BAY

Community

Admin & Coaches

Veterans

Draft & Free Agents

Review

2017 Packers Hall of Fame

Lambeau Field

Misc.



## ALL-TIME ALL-PRO SELECTIONS

- 1922 — B Curly Lambeau (Halas)  
 1923 — B Curly Lambeau (Gaz)  
 1924 — B Curly Lambeau (Gaz)  
 E Tillie Voss (Gaz)  
 1925 — G George Abramson (Gaz)  
 B Verne Lewellen (Gaz)  
 T Dick Stahlman (Gaz)  
 1926 — B Verne Lewellen (Gaz)  
 B Cully Lidberg (Eye)  
 1927 — E Lavvie Dilweg (Gaz, Smi)  
 B Verne Lewellen (Gaz, Smi)  
 1928 — T Roger Ashmore (Smi)  
 E Lavvie Dilweg (Gaz, Smi)  
 B Eddie Kotal (Gaz, Smi)  
 B Verne Lewellen (Gaz, Smi)  
 1929 — B Johnny (Blood) McNally (Gaz)  
 E Lavvie Dilweg (Gaz, Eye, Smi)  
 C Jug Earp (Gaz)  
 T Cal Hubbard (Smi, Eye)  
 T Bill Kern (Gaz)  
 B Verne Lewellen (Gaz, Eye, Smi)  
 G Mike Michalske (Gaz, Eye, Smi)  
 1930 — B Johnny (Blood) McNally (Eye)  
 E Lavvie Dilweg (Gaz, Eye)  
 B Red Dunn (Gaz, Eye)  
 T Bill Kern (Gaz)  
 G Mike Michalske (Gaz, Eye)  
 E Tom Nash (Gaz, Eye)  
 1931 — C Nate Barragar (Eye, UP)  
 B Johnny (Blood) McNally (NFL, UP, Eye)  
 E Lavvie Dilweg (NFL, UP, Eye)  
 B Red Dunn (NFL, UP)  
 T Cal Hubbard (NFL, UP)  
 G Mike Michalske (NFL, UP, Eye)  
 B Bo Molenda (NFL)  
 E Tom Nash (Eye)  
 T Dick Stahlman (Eye, NFL)  
 1932 — C Nate Barragar (NFL, UP, Eye)  
 E Lavvie Dilweg (NFL, UP)  
 B Arnie Herber (NFL, UP, Eye)  
 B Clarke Hinkle (Eye, NFL, UP)  
 T Cal Hubbard (NFL, UP, Eye)  
 E Tom Nash (UP, Eye)  
 G Joe Zeller (UP)  
 1933 — E Lavvie Dilweg (UP)  
 B Clarke Hinkle (UP, CN, Gaz)  
 T Cal Hubbard (NFL, UP, CN, Gaz, Eye)  
 1934 — C Nate Barragar (NFL)  
 B Clarke Hinkle (UP, Gaz)  
 G Mike Michalske (Gaz, NFL, CN)  
 1935 — C Nate Barragar (Gaz)  
 G Lon Evans (NFL)  
 B Arnie Herber (Eye, NFL, Gaz)  
 B Clarke Hinkle (UP)  
 E Don Hutson (NFL, UP)  
 G Mike Michalske (NFL, Gaz, CN, UP)  
 B George Sauer (Gaz)  
 T Ade Schwammel (UP)  
 1936 — G Lon Evans (NFL, UP, Eye, CN)  
 E Milt Gantenbein (UP, CN, NFL, Eye)  
 B Arnie Herber (CN, NFL, Eye)  
 FB Clarke Hinkle (NFL, UP)  
 E Don Hutson (NFL, Eye, UP, CN)  
 T Ade Schwammel (Eye)  
 T Ernie Smith (NFL, UP)  
 G Lon Evans (NFL, NY)  
 E Milt Gantenbein (NFL)  
 FB Clarke Hinkle (NFL, UP, INS, NY, Eye)  
 E Don Hutson (INS, NY, Eye, NFL, UP)  
 G Russ Letlow (Eye)  
 T Ernie Smith (NFL, INS, NY)  
 1938 — E Milt Gantenbein (NFL, UP)  
 FB Clarke Hinkle (NFL, UP, FW, INS, NY, Eye)  
 E Don Hutson (NFL, UP, FW, INS, NY)  
 B Cecil Isbell (NFL, UP, FW, INS, NY)  
 G Russ Letlow (NFL, FW, INS, Eye, UP, NY)  
 1939 — B Larry Craig (HA)  
 G Buckets Goldenberg (HA)  
 B Clarke Hinkle (UP)  
 E Don Hutson (NFL, UP, FW, INS, NY, Eye, HA)  
 B Cecil Isbell (INS)  
 G Russ Letlow (NY, Eye, HA)  
 T Baby Ray (Eye, UP, HA)  
 1940 — C Charley Brock (Eye)  
 B Clarke Hinkle (INS, NFL, HA)  
 E Don Hutson (NFL, AP, UP, NY, Eye, HA, INS)  
 B Cecil Isbell (NFL, UP, Eye)  
 G Russ Letlow (NY, Eye, HA)  
 E Carl Mulleneaux (UP)  
 1941 — FB Clarke Hinkle (NFL, AP, NY)  
 E Don Hutson (NFL, AP, UP, NY, Eye, HA)  
 B Cecil Isbell (NFL, AP, UP, NY, Eye, HA)  
 T Baby Ray (UP, Eye, NY)  
 E Ray Riddick (NFL)  
 C George Svendsen (NFL, UP, Eye)  
 G Pete Tinsley (AP, NY, HA)  
 1942 — G Buckets Goldenberg (NFL, AP)  
 E Don Hutson (NFL, AP, INS, NY)  
 B Cecil Isbell (NFL, NY, AP, INS)  
 1943 — T Chet Adams (HA, AP, NY)  
 C Charley Brock (AP, PFI, HA)  
 B Tony Canadeo (AP, NY, INS, UP, PFI, HA)  
 E Don Hutson (AP, UP, NY, PFI, INS, HA)  
 T Baby Ray (PFI, UP, INS, NY)  
 1944 — C Charley Brock (UP)  
 E Don Hutson (AP, UP, INS, NY, PFI)  
 T Baby Ray (PFI, UP, INS, NY)  
 1945 — C Charley Brock (AP, UP, INS, NY, PFI, HA)  
 B Ted Fritsch (UP, HA, INS, NY)  
 E Don Hutson (AP, UP, NY, PFI, INS, HA)  
 1946 — C Charley Brock (PFI, UP)  
 FB Ted Fritsch (AP, HA, UP, NY, PFI)  
 E Nolan Luhn (PFI)  
 1947 — HB Tony Canadeo (UP)  
 DE Larry Craig (PFI, HA)  
 FB Walt Schlinkman (HA, UP, PFI)  
 G Dick Wildung (PFI, HA, UP)  
 1948 — HB Tony Canadeo (UP, PFI)  
 T Dick Wildung (NY)  
 1949 — HB Tony Canadeo (INS, UP, AP, NY)  
 T Dick Wildung (NY, UP)  
 1950 — HB Billy Grimes (NY, AP)  
 DT Ed Neal (NY)  
 C-LB Clay Tonnmaker (UP, NY, AP)  
 1951 — C Jay Rhodemyre (NY)  
 1952 — E Billy Howton (NY, AP, UP)  
 1953 — DB Bobby Dillon (NY)  
 1954 — DB Bobby Dillon (AP, NY)  
 DE John Martinkovic (NY)  
 LB Clay Tonnmaker (NY, AP, UP)  
 DB Val Joe Walker (AP)  
 LB Roger Zatkoff (UP, AP)  
 1955 — DB Bobby Dillon (AP, UP, NEA, TSN, NY)  
 RB Howie Ferguson (NEA, TSN, AP, UP, NY)  
 E Billy Howton (NEA, NY)  
 QB Tobin Rote (NEA, AP, NY)  
 LB Roger Zatkoff (AP, TSN, NEA, NY)  
 1956 — DB Bobby Dillon (UP, NEA, NY, AP)  
 E Billy Howton (AP, UP, NEA, NY)  
 QB Tobin Rote (AP, UP, NEA, NY)  
 LB Roger Zatkoff (NEA, NY)  
 1957 — DB Bobby Dillon (AP, UP, NEA, NY)  
 E Billy Howton (AP, UP, NEA, NY)  
 C Jim Ringo (AP, NEA, UP)  
 1958 — DB Bobby Dillon (AP, UP, NEA, NY)  
 C Jim Ringo (NY, AP, UPI, NEA)  
 1959 — DB Bobby Dillon (NY)  
 LB Bill Forester (NY)  
 T Forrest Gregg (AP, UPI, NEA)  
 RB Paul Hornung (AP, UPI)  
 C Jim Ringo (AP, UPI, NEA, NY)  
 1960 — LB Bill Forester (AP, UPI, NEA, NY)  
 T Forrest Gregg (AP, UPI, NEA, NY)  
 RB Paul Hornung (AP, UPI, NEA, NY)  
 DT Henry Jordan (AP, UPI, NY, NEA)  
 G Jerry Kramer (AP, UPI, NY)  
 C Jim Ringo (AP, UPI, NEA, NY)  
 RB Jim Taylor (AP, UPI, NEA, NY)  
 CB Jesse Whitenton (AP, UPI)

## NFL ALL-PRO TEAM HISTORY

- AP—Associated Press, 1940-present  
 CPF—College & Pro Football Newsweekly, 1987-present  
 CN—Chicago Daily News, 1933-36  
 Eye—Collyer's Eye Magazine, 1923-26; Collyer's Eye and The Baseball World Magazine, 1929-41  
 FD—Football Digest, 1980-2005  
 NFL—Football News, All-NFC, 1985-2001  
 FW—Pro Football Writers Association, 1938-40, 1966-present  
 Gaz—Green Bay Press-Gazette, 1923-31, 1933-35  
 HA—Chicago Herald-American, 1939-41, 1943, 1945-48  
 Halas—George Halas, for several newspapers, 1922  
 HOF—Pro Football Hall of Fame, 1969  
 INS—International News Service, 1937-40, 1942-45, 1949  
 NEA—Newspaper Enterprise Association, 1954-92  
 NFL—Official NFL Recognition, 1931-42  
 NY—New York Daily News, 1937-61, 1963-69  
 PFI—Pro Football Illustrated, 1943-48  
 PFW—Pro Football Weekly, 1968-84, 1986-91 (FW selections, 1992-present)  
 SI—Sports Illustrated, 1981-present  
 Smi—Wilfrid Smith, for The Chicago Tribune, 1926-29  
 TSN—The Sporting News, 1948, 1954-81, 1983-present  
 UP—United Press, 1931-41, 1943-57  
 UPI—United Press Intern'l, 1958-96  
 USA—USA Today, 1990s-present

## FIRST-TEAM ALL-NFC

- 1961** — LB Dan Currie (UPI, NEA)  
 LB Bill Forester (AP, UPI, NY, NEA)  
 T Forrest Gregg (UPI, NY)  
 RB Paul Hornung (AP, UPI, NY, NEA)  
 DT Henry Jordan (AP, UPI, NEA, NY)  
 G Jerry Kramer (NY)  
 C Jim Ringo (AP, UPI, NEA, NY)  
 QB Bart Starr (NEA, NY)  
 RB Jim Taylor (NEA, UPI, NY)  
 G Fuzzy Thurston (AP, UPI, NEA, NY)  
 CB Jesse Whittenton (AP, UPI, NEA)
- 1962** — CB Herb Adderley (AP, UPI, NEA)  
 LB Dan Currie (AP, NEA, UPI)  
 DE Willie Davis (AP, UPI)  
 LB Bill Forester (AP, NEA, UPI)  
 T Forrest Gregg (AP, NEA, UPI)  
 DT Henry Jordan (AP, NEA, UPI)  
 G Jerry Kramer (AP, NEA, UPI)  
 TE Ron Kramer (AP, NEA, UPI)  
 LB Ray Nitschke (AP, NEA)  
 C Jim Ringo (AP, NEA, UPI)  
 QB Bart Starr (AP, NEA, UPI)  
 RB Jim Taylor (AP, NEA, UPI)  
 G Fuzzy Thurston (UPI, AP, NEA)  
 S Willie Wood (AP, UPI, NEA)
- 1963** — CB Herb Adderley (AP, UPI, NY)  
 LB Dan Currie (NEA, NY, AP)  
 DE Willie Davis (UPI, NEA, NY)  
 LB Bill Forester (UPI, NEA)  
 T Forrest Gregg (AP, NEA, UPI, NY)  
 DT Henry Jordan (AP, NEA, UPI, NY)  
 G Jerry Kramer (AP, NEA, UPI, NY)  
 TE Ron Kramer (AP, UPI, NEA, NY)  
 FB Tom Moore (AP)  
 LB Ray Nitschke (NY)  
 C Jim Ringo (AP, NEA, UPI, NY)  
 RB Jim Taylor (AP, UPI, NEA, NY)  
 G Fuzzy Thurston (UPI)  
 S Willie Wood (NEA, UPI)
- 1964** — CB Herb Adderley (AP, UPI, NEA, NY)  
 DE Willie Davis (AP, NEA, UPI, NY)  
 T Forrest Gregg (AP, NEA, UPI, NY)  
 DT Henry Jordan (AP, UPI, NY)  
 LB Ray Nitschke (AP, UPI, NY)  
 QB Bart Starr (AP)  
 RB Jim Taylor (UPI, NEA, NY)  
 G Fuzzy Thurston (NY)  
 S Willie Wood (AP, NEA, UPI, NY)
- 1965** — CB Herb Adderley (AP, NEA, UPI, NY)  
 DE Willie Davis (AP, NEA, UPI, NY)  
 T Forrest Gregg (AP, UPI, NY)  
 LB Ray Nitschke (UPI, AP, NY)  
 S Willie Wood (AP, NEA, UPI, NY)
- 1966** — CB Herb Adderley (AP, NEA, UPI, FW, NY)  
 LB Lee Roy Caffey (AP, UPI, NY)  
 DE Willie Davis (AP, NEA, UPI, FW, NY)  
 T Forrest Gregg (AP, NEA, UPI, FW, NY)  
 DT Henry Jordan (AP, UPI, NY)  
 G Jerry Kramer (AP, UPI, FW, NY)  
 LB Ray Nitschke (AP, NEA, UPI, FW, NY)  
 QB Bart Starr (AP, NEA, UPI, FW, NY)  
 FB Jim Taylor (UPI)  
 G Fuzzy Thurston (NY)  
 S Willie Wood (AP, NEA, UPI, FW, NY)
- 1967** — CB Herb Adderley (AP, NEA, NY)  
 DE Willie Davis (AP, NEA, UPI, NY)  
 T Forrest Gregg (AP, UPI, NY, NEA)  
 DB Bob Jeter (AP, NEA, UPI, NY)  
 DT Henry Jordan (NY)  
 G Jerry Kramer (AP, UPI, NY, NEA)  
 LB Ray Nitschke (AP, NY)  
 LB Dave Robinson (AP, NEA, UPI, NY)  
 S Willie Wood (AP, UPI, NY, NEA)

- 1970** — G Gale Gillingham (AP, UPI, TSN, PFW)  
 S Willie Wood (TSN)
- 1971** — G Gale Gillingham (UPI, TSN, PFW)  
 RB John Brockington (AP, UPI, TSN, PFW)
- 1972** — RB John Brockington (AP, UPI, TSN)  
 CB Ken Ellis (AP, UPI)  
 K Chester Marcol (AP, TSN, PFW)
- 1973** — G Gale Gillingham (PFW)  
 RB John Brockington (AP, UPI, TSN, PFW)  
 CB Ken Ellis (AP, UPI, TSN, PFW)
- 1974** — G Gale Gillingham (AP, UPI, TSN)  
 LB Ted Hendricks (AP, UPI, TSN, PFW)  
 K Chester Marcol (UPI, TSN, PFW)
- 1975** — LB Fred Carr (TSN)
- 1978** — RB Terrell Middleton (TSN)  
 CB Willie Buchanon (AP, UPI, TSN, PFW)
- 1980** — WR James Lofton (UPI, PFW)
- 1981** — WR James Lofton (UPI, PFW)  
 C Larry McCarren (PFW)
- 1982** — WR James Lofton (UPI)  
 C Larry McCarren (UPI)
- 1983** — TE Paul Coffman (UPI, PFW)
- 1984** — TE Paul Coffman (UPI, PFW)  
 P Bucky Scribner (UPI)
- 1988** — LB Tim Harris (PFW)
- 1989** — WR Sterling Sharpe (UPI, PFW)  
 LB Tim Harris (UPI, PFW)
- 1992** — WR Sterling Sharpe (UPI, PFW)  
 S Chuck Cecil (PFW)
- 1993** — WR Sterling Sharpe (UPI, PFW)  
 DE Reggie White (UPI, PFW)  
 S LeRoy Butler (UPI, PFW)
- 1994** — LB Bryce Paup (UPI, PFW)
- 1995** — TE Mark Chmura (PFW)  
 QB Brett Favre (UPI, PFW)  
 DE Reggie White (UPI, PFW)
- 1996** — QB Brett Favre (FW)  
 DE Reggie White (FW)  
 S LeRoy Butler (FW)  
 PR Desmond Howard (FW)
- 1997** — S LeRoy Butler (FN)  
 QB Brett Favre (FN)  
 RB Dorsey Levens (FN)  
 DE Reggie White (FN)
- 1998** — S LeRoy Butler (FN)  
 WR Antonio Freeman (FN)  
 DE Reggie White (FN)
- 2000** — K Ryan Longwell (FN)  
 S Darren Sharper (FN)
- 2001** — RB Ahman Green (PFW, FN)
- 2002** — QB Brett Favre (PFW)  
 S Darren Sharper (PFW)
- 2003** — QB Brett Favre (PFW)  
 RB Ahman Green (PFW)  
 G Marco Rivera (PFW)
- 2004** — G Marco Rivera (PFW)
- 2006** — WR Donald Driver (PFW)  
 DE Aaron Kampman (PFW)
- 2007** — QB Brett Favre (PFW)  
 DE Aaron Kampman (PFW)  
 CB Al Harris (PFW)
- 2008** — S Nick Collins (PFW)  
 CB Charles Woodson (PFW)
- 2009** — CB Charles Woodson (PFW)
- 2010** — S Nick Collins (PFW)  
 LB Clay Matthews (PFW)  
 NT B.J. Raji (PFW)  
 C Scott Wells (PFW)  
 CB Tramon Williams (PFW)
- 2011** — LB Clay Matthews (PFW)  
 QB Aaron Rodgers (PFW)
- 2012** — LB Clay Matthews (PFW)  
 QB Aaron Rodgers (PFW)
- 2013** — G Josh Sitton (PFW)
- 2014** — QB Aaron Rodgers (PFW)  
 G Josh Sitton (PFW)
- 2015** — G Josh Sitton (PFW)
- 2016** — S Ha Ha Clinton-Dix (PFW)  
 G T.J. Lang (PFW)
- 1980** — WR James Lofton (FW, NEA, TSN, PFW, AP)
- 1981** — WR James Lofton (AP, FW, NEA, TSN, PFW)
- 1982** — LB George Cumby (NEA)  
 LB Mike Douglass (PFW)  
 WR James Lofton (AP, NEA)
- 1983** — LB Mike Douglass (SI)  
 WR James Lofton (AP, FW)  
 C Larry McCarren (NEA)
- 1984** — TE Paul Coffman (NEA)  
 WR James Lofton (NEA)
- 1985** — WR James Lofton (NEA)
- 1988** — LB Tim Harris (NEA, AP, SI)
- 1989** — LB Tim Harris (AP, FW, NEA, TSN, PFW, SI)  
 QB Don Majkowski (AP)  
 G Rich Moran (NEA)  
 WR Sterling Sharpe (AP, FW, NEA, TSN, PFW, SI)
- 1990** — C James Campen (USA)  
 WR Sterling Sharpe (NEA)
- 1992** — S Chuck Cecil (CPF)  
 TE Jackie Harris (NEA)  
 WR Sterling Sharpe (AP, FW, TSN, NEA, CPF, FD)
- 1993** — S LeRoy Butler (AP, FW, TSN, SI, FD)  
 K Chris Jacke (AP, CPF)  
 WR Sterling Sharpe (AP, FW, TSN, SI, CPF, FD)  
 DE Reggie White (TSN, AP, CPF, FD)
- 1994** — LB Bryce Paup (USA)  
 DE Reggie White (AP, SI)

\*—First-Team Recognition in Bold

- 1995 — WR Robert Brooks (USA)  
TE Mark Chmura (CPF, FD)  
QB Brett Favre  
(AP, FW, TSN, SI, USA, FD)  
DE Reggie White  
(AP, FW, TSN, USA, CPF, FD)
- 1996 — S LeRoy Butler  
(AP, FW, TSN, SI, USA, FD)  
QB Brett Favre  
(AP, FW, TSN, SI, USA, CPF, FD)  
PR Desmond Howard  
(FW, TSN, USA, CPF, FD)  
S Eugene Robinson (SI)  
DE Reggie White (AP, CPF)
- 1997 — S LeRoy Butler  
(AP, FW, TSN, SI, USA, CPF)  
CB Doug Evans (FD)  
QB Brett Favre  
(AP, FW, TSN, USA, CPF, FD)  
P Craig Hentrich (CPF)  
ST Travis Jervey (FW)  
DE Reggie White (AP)  
LB Brian Williams (USA)
- 1998 — S LeRoy Butler  
(AP, FW, TSN, USA)  
WR Antonio Freeman  
(AP, FW, SI, TSN, CPF, FD)  
ST Travis Jervey (FD)  
KR Roell Preston (FW, FD)  
DE Reggie White  
(AP, FW, TSN, CPF, FD)
- 1999 — C Frank Winters (USA)  
2000 — S Darren Sharper  
(AP, FW, TSN, USA, CPF, SI)
- 2001 — QB Brett Favre (AP)  
RB Ahman Green (AP)  
S Darren Sharper (SI)
- 2002 — QB Brett Favre (AP, SI)  
S Darren Sharper (AP, TSN, FD)

- 2003 — RB Ahman Green (FD)  
K Ryan Longwell (FD)  
G Marco Rivera (AP, FD)  
G Mike Wahle (SI)
- 2004 — FB William Henderson (AP, CPF)  
K Ryan Longwell (FD)
- 2006 — DE Aaron Kampman (AP)  
2007 — LB Nick Barnett (AP)  
QB Brett Favre (AP)  
CB Al Harris (AP)  
DE Aaron Kampman (AP, SI)
- 2008 — S Nick Collins (AP)  
CB Charles Woodson (AP)
- 2009 — S Nick Collins (AP)  
CB Charles Woodson  
(AP, PF, TSN, SI)
- 2010 — S Nick Collins (AP)  
LB Clay Matthews (AP, PF, TSN, SI)  
CB Charles Woodson (AP)
- 2011 — FB John Kuhn (AP)  
QB Aaron Rodgers (AP, PF, TSN, SI)  
C Scott Wells (SI)  
CB Charles Woodson (AP, TSN)
- 2012 — QB Aaron Rodgers (AP)  
LB Clay Matthews (AP)
- 2013 — RB Eddie Lacy (AP)  
G Josh Sitton (AP)
- 2014 — WR Jordy Nelson (AP, TSN)  
QB Aaron Rodgers (AP, PF, TSN, SI)  
G Josh Sitton (AP, PF, SI, TSN)
- 2015 — G Josh Sitton (AP)  
2016 — T David Bakhtiari (AP)  
S Ha Ha Clinton-Dix (AP)
- 2017 — T David Bakhtiari (AP)

\*First-Team Recognition in Bold

## MVP/PLAYER OF THE YEAR

- 1941 — Don Hutson, E (NFL)  
1942 — Don Hutson, E (NFL)  
1961 — Paul Hornung, HB  
(AP, UPI, TSN, MC)  
1962 — Jim Taylor, FB (AP, NEA)  
1966 — Bart Starr, QB  
(AP, UPI, TSN, NEA)  
1995 — Brett Favre, QB  
(AP, TSN, FW, MC)  
1996 — Brett Favre, QB  
(AP, TSN, FW, MC)  
1997 — Brett Favre, QB (AP)  
2011 — Aaron Rodgers, QB (AP, PF, SI, MC)  
2014 — Aaron Rodgers, QB (AP, PF, SI)

## OFFENSIVE MVP/PLAYER OF THE YEAR

- 1995 — Brett Favre, QB  
(AP, PW, UPI-NFC)  
1996 — Brett Favre, QB (UPI-NFC)  
2011 — Aaron Rodgers, QB (TSN)  
2014 — Aaron Rodgers, QB (TSN)

## DEFENSIVE MVP/PLAYER OF THE YEAR

- 1989 — Tim Harris, LB (NEA)  
1995 — Reggie White, DE (UPI-NFC)  
1998 — Reggie White, DE (AP, PF, FW)  
2009 — Charles Woodson, CB (AP, PF, FW)  
2010 — Clay Matthews, LB (PF, FW, TSN)

## SUPER BOWL MVP

- I — Bart Starr, QB  
II — Bart Starr, QB  
XXXI — Desmond Howard, KR  
XLV — Aaron Rodgers, QB

## PRO BOWL MVP

- 1982 — John Jefferson (tie)

## NFL ROOKIE OF THE YEAR

- 1959 — Boyd Dowler, E (UPI)  
2013 — Eddie Lacy, RB (FW)

## NFC ROOKIE OF THE YEAR

- 1971 — John Brockington, RB  
(UPI, TSN, NEA)  
1972 — Chester Marcol, K (UPI, TSN)  
1972 — Willie Buchanon, CB (NEA)

## NFL OFFENSIVE ROOKIE OF THE YEAR

- 1971 — John Brockington, RB (AP)  
2013 — Eddie Lacy, RB (AP)

## NFL DEFENSIVE ROOKIE OF THE YEAR

- 1972 — Willie Buchanon, CB (AP)  
1984 — Tom Flynn, S (PF, FW)

## NFL COMEBACK PLAYER OF THE YEAR

- 2016 — Jordy Nelson, WR (AP, PF, SI, TSN)

## NFL COACH OF THE YEAR

- 1959 — Vince Lombardi (AP, UPI)  
1961 — Vince Lombardi (TSN)  
1989 — Lindy Infante (AP, TSN)  
2011 — Mike McCarthy (MC)

## NFC COACH OF THE YEAR

- 1972 — Dan Devine (UPI, FW)  
1989 — Lindy Infante (UPI, FW)


**NFL**—Official NFL award (Joe F. Carr Trophy); **AP**—Associated Press; **UPI**—United Press International; **TSN**—The Sporting News; **FW**—Pro Football Writers of America; **PF**—Pro Football Weekly; **SI**—Sports Illustrated; **NEA**—Newspaper Enterprise Association; **MC**—Maxwell Club of Philadelphia (Bert Bell Trophy)

## PFWA/PRO FOOTBALL WEEKLY ALL-ROOKIE TEAM, 1974-2017

- |  |  |
|--|--|
| 1975 — Johnnie Gray, S                       | 2000 — Na'il Diggs, LB   |
| 1976 — Mark Koncar, T                        | 2003 — Nick Barnett, LB  |
| 1977 — Mike Butler, DE                       | 2005 — Nick Collins, S   |
| 1978 — John Anderson, LB<br>James Lofton, WR | 2006 — Daryn Colledge, G<br>A.J. Hawk, LB<br>Greg Jennings, WR |
| 1984 — Alphonso Carreker, DE<br>Tom Flynn, S | 2009 — Clay Matthews, LB<br>B.J. Raji, DL                      |
| 1985 — Brian Noble, LB                       | 2010 — Bryan Bulaga, T   |
| 1987 — Frankie Neal, WR                      | 2011 — Randall Cobb, KR  |
| 1989 — Chris Jacke, K                        | 2012 — Casey Hayward, CB                                       |
| 1993 — Wayne Simmons, LB<br>George Teague, S | 2013 — Eddie Lacy, RB  |
| 1996 — John Michels, G                       | 2014 — Ha Ha Clinton-Dix, S<br>Corey Linsley, C                |
| 1997 — Ross Verba, T                         |  |
| 1998 — Vonnie Holliday, DE                   |  |



Clinton-Dix



Linsley

## CONSENSUS ALL-PROS

- |   |   |
|---|---|
| 5 Don Hutson (1939, 1941-44)<br>Jim Ringo (1959-63)   | Ted Fritsch (1946)<br>Paul Hornung (1960)<br>Fuzzy Thurston (1961)  |
| 4 Forrest Gregg (1962-64, 1966)<br>Willie Davis (1964-67)<br>LeRoy Butler (1993, 1996-98)<br>Bobby Dillon (1955, 1957-58)<br>Sterling Sharpe (1989, 1992-93)<br>Brett Favre (1995-97)   | Dan Currie (1962)<br>Bill Forester (1962)<br>Jim Taylor (1962)<br>Ray Nitschke (1966)<br>Bart Starr (1966)<br>Bob Jeter (1967)<br>Dave Robinson (1967)<br>John Brockington (1971)<br>Chester Marcol (1972)<br>Ted Hendricks (1974)<br>James Lofton (1981)<br>Tim Harris (1989)<br>Antonio Freeman (1998)<br>Darren Sharper (2000)<br>Charles Woodson (2009)<br>Clay Matthews (2010) |
| 2 Lavvie Dilweg (1929-30)<br>Mike Michalske (1929-30)<br>Cal Hubbard (1932-33)<br>Clarke Hinkle (1937-38)<br>Billy Howton (1956-57)<br>Henry Jordan (1961, 1963)<br>Jerry Kramer (1962-63)<br>Herb Adderley (1965-66)<br>Willie Wood (1965-66)<br>Reggie White (1995, 1998) |   |
| 1 Lon Evans (1936)<br>Cecil Isbell (1941)   |   |



Kramer



Matthews

## PRO BOWL SELECTIONS

- 1938 — FB Clarke Hinkle, QB Cecil Isbell, G Russ Letlow
- 1939 — After winning the 1939 NFL championship, the Packers played the Pro All-Stars in the second Pro Bowl. The game was played Jan. 14, 1940.
- 1940 — C Charley Brock, FB Clarke Hinkle, E Don Hutson, E Carl Mullenaeux
- 1941 — QB/E Larry Craig, E Don Hutson, QB Cecil Isbell
- 1942 — C Charley Brock, QB/E Larry Craig, \*E Don Hutson, \*QB Cecil Isbell
- 1950 — HB Billy Grimes, C Ed Neal
- 1951 — HB Billy Grimes, T Dick Widung
- 1952 — E Billy Howton, G Derral Teteak, E Abner Wimberly
- 1953 — DT Dave Hanner, E John Martinkovic, LB Clayton Tonemaker
- 1954 — DT Dave Hanner, E John Martinkovic, LB Roger Zatkoff
- 1955 — DB Bobby Dillon, **FB Howie Ferguson**, E Billy Howton, E John Martinkovic, LB Roger Zatkoff
- 1956 — DB Bobby Dillon, **E Billy Howton**, QB Tobin Rote, LB Roger Zatkoff
- 1957 — DB Bobby Dillon, **E Billy Howton**, C Jim Ringo
- 1958 — DB Bobby Dillon, C Jim Ringo
- 1959 — LB Bill Forester, T Forrest Gregg, RB Paul Hornung, C Jim Ringo, S Emlen Tunnell
- 1960 — LB Dan Currie, LB Bill Forester, T Forrest Gregg, **RB Paul Hornung**, DT Henry Jordan, C Jim Ringo, QB Bart Starr, **FB Jim Taylor**
- 1961 — LB Bill Forester, T Forrest Gregg, DT Henry Jordan, E Max McGee, C Jim Ringo, QB Bart Starr, **FB Jim Taylor**, **DB Jesse Whitenton**
- 1962 — LB Bill Forester, T Forrest Gregg, G Jerry Kramer, TE Ron Kramer, RB Tom Moore, C Jim Ringo, QB Bart Starr, \*FB Jim Taylor, S Willie Wood
- 1963 — CB Herb Adderley, DE Willie Davis, T Forrest Gregg, DT Henry Jordan, G Jerry Kramer, C Jim Ringo, **FB Jim Taylor**, **DB Jesse Whitenton**
- 1964 — CB Herb Adderley, DE Willie Davis, T Forrest Gregg, **LB Ray Nitschke**, **FB Jim Taylor**, S Willie Wood
- 1965 — CB Herb Adderley, LB Lee Roy Caffey, DE Willie Davis, WR Boyd Dowler, S Willie Wood
- 1966 — CB Herb Adderley, DE Willie Davis, T Forrest Gregg, DT Henry Jordan, **LB Dave Robinson**, T Bob Skoronski, QB Bart Starr, S Willie Wood
- 1967 — CB Herb Adderley, K Don Chandler, **DE Willie Davis**, **WR Boyd Dowler**, T Forrest Gregg, **DB Bob Jeter**, G Jerry Kramer, **LB Dave Robinson**, S Willie Wood
- 1968 — RB Donny Anderson, WR Carroll Dale, T Forrest Gregg, S Willie Wood
- 1969 — WR Carroll Dale, G Gale Gillingham, DB Bob Jeter, LB Dave Robinson, S Willie Wood
- 1970 — LB Fred Carr, WR Carroll Dale, G Gale Gillingham, S Willie Wood
- 1971 — RB John Brockington, G Gale Gillingham
- 1972 — RB John Brockington, DT Bob Brown, LB Fred Carr, K Chester Marcol
- 1973 — RB John Brockington, \*CB Willie Buchanon, LB Jim Carter, CB Ken Ellis, \*G Gale Gillingham
- 1974 — CB Willie Buchanon, CB Ken Ellis, G Gale Gillingham, LB Ted Hendricks, K Chester Marcol
- 1975 — LB Fred Carr, KR Steve Odom
- 1978 — CB Willie Buchanon, DE Ezra Johnson, WR James Lofton, RB Terrell Middleton
- 1980 — WR James Lofton
- 1981 — WR James Lofton
- 1982 — TE Paul Coffman, WR John Jefferson, WR James Lofton, C Larry McCarran
- 1983 — TE Paul Coffman, WR James Lofton, C Larry McCarran
- 1984 — TE Paul Coffman, WR James Lofton
- 1985 — WR James Lofton
- 1989 — RB Brent Fullwood, **LB Tim Harris**, \*QB Don Majkowski, **WR Sterling Sharpe**
- 1990 — WR Sterling Sharpe
- 1992 — S Chuck Cecil, QB Brett Favre, **WR Sterling Sharpe**
- 1993 — S LeRoy Butler, QB Brett Favre, \*WR Sterling Sharpe, **DE Reggie White**
- 1994 — LB Bryce Paup, \*WR Sterling Sharpe, \*DE Reggie White
- 1995 — TE Mark Chmura, QB Brett Favre, **DE Reggie White**
- 1996 — S LeRoy Butler, QB Brett Favre, TE Keith Jackson, **DE Reggie White**, C Frank Winters
- 1997 — S LeRoy Butler, TE Mark Chmura, \*QB Brett Favre, ST Travis Jervey, RB Dorsey Levens, \*DE Reggie White
- 1998 — S LeRoy Butler, TE Mark Chmura, **WR Antonio Freeman**, **KR Roell Preston**, **DE Reggie White**
- 2000 — S Darren Sharper
- 2001 — \*QB Brett Favre, TE Bubba Franks, **RB Ahman Green**
- 2002 — WR Donald Driver, \*QB Brett Favre, TE Bubba Franks, \*RB Ahman Green, G Marco Rivera, S Darren Sharper
- 2003 — QB Brett Favre, C Mike Flanagan, TE Bubba Franks, DE Kabeer Gbajear-Biamila, **RB Ahman Green**, G Marco Rivera
- 2004 — RB Ahman Green, **FB William Henderson**, G Marco Rivera, WR Javon Walker
- 2006 — WR Donald Driver, DE Aaron Kampman
- 2007 — T Chad Clifton, WR Donald Driver, \*QB Brett Favre, **CB Al Harris**, **DE Aaron Kampman**
- 2008 — S Nick Collins, CB Al Harris, \*CB Charles Woodson
- 2009 — S Nick Collins, LB Clay Matthews, QB Aaron Rodgers, \*CB Charles Woodson
- 2010 — \*T Chad Clifton, \*S Nick Collins, \*WR Donald Driver, \*LB A.J. Hawk, \*WR Greg Jennings, \*LB Clay Matthews, \*CB Tramon Williams, \*CB Charles Woodson
- 2011 — WR Greg Jennings, \*FB John Kuhn, **LB Clay Matthews**, NT B.J. Raji, **QB Aaron Rodgers**, C Scott Wells, **CB Charles Woodson**
- 2012 — \*LB Clay Matthews, \*QB Aaron Rodgers, C Jeff Saturday, G Josh Sitton
- 2013 — RB Eddie Lacy
- 2014 — WR Randall Cobb, **FB John Kuhn**, **LB Clay Matthews**, WR Jordy Nelson, \*QB Aaron Rodgers, CB Sam Shields, G Josh Sitton
- 2015 — FB John Kuhn, **LB Clay Matthews**, \*QB Aaron Rodgers, **LB Julius Peppers**, G Josh Sitton
- 2016 — T David Bakhtiari, S Ha Ha Clinton-Dix, \*G T.J. Lang, \*QB Aaron Rodgers
- 2017 — WR Davante Adams, DT Mike Daniels

\* — selected, but did not play

### SELECTED AS STARTERS IN BOLD



### OTHER PRO BOWL NOTES

- Years represent the season for which the player was selected, not the year the game was played. Other than in 1940 and 1942, the Pro Bowl has been played in January and February following the regular season. The first game was played following the 1938 season.
- The first five games pitted the NFL champion against the Pro All-Stars. Starting with the game that followed the 1950 season through the one played following the 2012 season, the game matched the stars of each conference. In the games that followed the 2013-15 seasons, the league changed to an unconferenced format in which players were assigned to teams through a draft and starters were selected by the Pro Bowl coaching staffs. The league returned to a traditional AFC vs. NFC format for the Pro Bowl following the 2016 season.
- The game was not held from 1943-49.

### PRO BOWL VOTING

- The NFL is the only pro sports league that combines all-star voting by fans, players and coaches.
- NFL players and coaches usually cast their Pro Bowl ballots in Week 15.
- Mike McCarthy and the communications department conduct voting, asking that (1) players not vote for their own teammates, and (2) offensive players and coaches vote for defensive players, and vice versa.
- The consensus ballots of fans, players and coaches each count one-third toward determining the 86-man Pro Bowl roster.
- Fan voting is used to break any tie.
- The NFL became the first professional league to offer online voting, in 1995.
- According to the current Collective Bargaining Agreement, each Pro Bowl player on the winning team earns \$50,000; each Pro Bowl player on the losing team earns \$25,000.



## MONDAY NIGHT FOOTBALL

- On *Monday Night Football* for a **26th consecutive season**, the Packers make one appearance in 2018.
- The Packers own the **NFC's longest MNF appearance streak** – 26 seasons (1993-2018). In the NFL, only Denver (27, 1992-2018) now has a longer streak.
- Prior to the current 26-year string, Green Bay **didn't appear for six straight years**, 1987-92.
- **Brett Favre** and **Robert Brooks** own the *MNF* record for longest pass completion, a 99-yard touchdown strike at Chicago on Sept. 11, 1995 (Packers franchise record, tied NFL record).
- The Packers are **31-32-1** in the regular season on *MNF*.
- During a memorable Oct. 17, 1983, Redskins-Packers game, still the **highest-scoring game in MNF history**. Green Bay won a 48-47 track meet. Facing the defending Super Bowl champions, the Packers prevailed in a contest featuring 11 touchdowns, 11 extra points and six field goals. Jan Stenerud's 20-yard FG with 54 seconds left decided the issue. The contest also represented the highest-scoring game in franchise history, surpassing Green Bay's 52-35 loss at Detroit in 1951.

## MONDAY NIGHT FOOTBALL (31-32-1)

ABC-TV, 1970-2005; ESPN, 2006-Present

Date	Result
10/12/70	W Packers 22, @ San Diego 20
11/09/70	L Baltimore Colts 13, Packers 10 (@ Milw.)
11/01/71	T Packers 14, Detroit 14 (@ Milw.)
11/22/71	L @ Atlanta 28, Packers 21
10/16/72	W Packers 24, @ Detroit 23
09/17/73	W Packers 23, N.Y. Jets 7 (@ Milw.)
11/26/73	L @ San Francisco 20, Packers 6
10/21/74	L @ Chicago Bears 10, Packers 9
09/29/75	L @ Denver 23, Packers 13
11/21/77	L @ Washington 10, Packers 9
10/01/79	W @ Packers 27, New England 14
09/20/82	W Packers 27, @ N.Y. Giants 19
09/26/83	L @ N.Y. Giants 27, Packers 3
10/17/83	W @ Packers 48, Washington 47
12/12/83	W Packers 12, @ Tampa Bay 9 (ot)
10/15/84	L @ Denver 17, Packers 14
10/21/85	L @ Chicago Bears 23, Packers 7
09/22/86	L Chicago Bears 25, @ Packers 12
11/08/93	L @ Kansas City 23, Packers 16
10/31/94	W Packers 33, @ Chicago Bears 6

Date	Result
11/11/95	W Packers 27, @ Chicago Bears 24
09/09/96	W @ Packers 39, Philadelphia 13
10/14/96	W @ Packers 23, San Francisco 20 (ot)
11/18/96	L @ Dallas Cowboys 21, Packers 6
09/01/97	W @ Packers 38, Chicago Bears 24
10/27/97	W Packers 28, @ New England 10
12/01/97	W Packers 27, @ Minnesota 11
10/05/98	L Minnesota 37, @ Packers 24
11/09/98	L @ Pittsburgh 27, Packers 20
12/07/98	L @ Tampa Bay 24, Packers 22
11/01/99	L Seattle 27, @ Packers 7
11/29/99	W Packers 20, @ San Francisco 3
12/20/99	L @ Minnesota 24, Packers 20
11/06/00	W @ Packers 26, Minnesota 20 (ot)
11/27/00	L @ Carolina 31, Packers 14
09/24/01	W @ Packers 37, Washington 10
12/03/01	W Packers 28, @ Jacksonville 21
10/07/02	W Packers 34, @ Chicago Bears 21 (Champaign)
11/04/02	W @ Packers 24, Miami 10
09/29/03	W Packers 38, @ Chicago Bears 23
11/10/03	L Philadelphia 17, @ Packers 14
12/22/03	W Packers 41, @ Oakland 7
09/13/04	W Packers 24, @ Carolina 14
10/11/04	L Tennessee Titans 48, @ Packers 27
11/29/04	W @ Packers 45, St. Louis Rams 17
10/03/05	L @ Carolina 32, Packers 29
11/21/05	L Minnesota 20, @ Packers 17
12/19/05	L @ Baltimore Ravens 48, Packers 3
10/02/06	L @ Philadelphia 31, Packers 9
11/27/06	L @ Seattle 34, Packers 24
10/29/07	W Packers 19, @ Denver 13 (ot)
09/08/08	W @ Packers 24, Minnesota 19
11/24/08	L @ New Orleans 51, Packers 29
12/22/08	L @ Chicago Bears 20, Packers 17 (ot)
10/05/09	L @ Minnesota 30, Packers 23
12/07/09	W @ Packers 27, Baltimore Ravens 14
09/27/10	L @ Chicago Bears 20, Packers 17
11/14/11	W @ Packers 45, Minnesota 7
09/24/12	L @ Seattle 14, Packers 12
11/04/13	L Chicago Bears 27, @ Packers 20
12/08/14	W @ Packers 43, Atlanta 37
09/28/15	W @ Packers 38, Kansas City 28
11/28/16	W Packers 27, @ Philadelphia 13
11/06/17	L Detroit 30, @ Packers 17

## OTHER PRIME-TIME GAMES

- In Sunday night contests, Green Bay holds a 25-13 mark on the combined ESPN/TNT/NBC series.

## SUNDAY NIGHT GAMES (25-13)

Date	Result
12/02/90	L @ Minnesota 23, Packers 7 (ESPN)
12/13/92	W Packers 16, @ Houston Oilers 14 (ESPN)
10/10/93	W @ Packers 30, Denver 27 (TNT)
12/12/93	W Packers 20, @ San Diego 13 (ESPN)
09/24/95	W Packers 24, @ Jacksonville 14 (TNT)
12/10/95	L @ Tampa Bay 13, Packers 10 (ot) (ESPN)
11/24/96	W Packers 24, @ St. Louis Rams 9 (ESPN)
11/02/97	W @ Packers 20, Detroit 10 (ESPN)
10/10/99	W @ Packers 26, Tampa Bay 23 (ESPN)
12/03/00	W Packers 28, @ Chicago Bears 6 (ESPN)
12/08/02	W @ Packers 26, Minnesota 22 (ESPN)
11/02/03	W Packers 30, @ Minnesota 27 (ESPN)
11/21/04	W Packers 16, @ Houston Texans 13 (ESPN)
12/11/05	W @ Packers 16, Detroit 13 (ot) (ESPN)
12/31/06	W Packers 26, @ Chicago Bears 7 (NBC)
10/07/07	L Chicago Bears 27, @ Packers 20 (NBC)
09/21/08	L Dallas Cowboys 27, @ Packers 16 (NBC)
09/13/09	W @ Packers 21, Chicago Bears 15 (NBC)
10/24/10	W @ Packers 28, Minnesota 24 (NBC)
11/07/10	W @ Packers 45, Dallas Cowboys 7 (NBC)
12/19/10	L @ New England 31, Packers 27 (NBC)
10/09/11	W Packers 25, @ Atlanta 14 (NBC)
12/25/11	W @ Packers 35, Chicago Bears 21 (NBC)
10/14/12	W Packers 42, @ Houston Texans 24 (NBC)
11/25/12	L @ New York Giants 38, Packers 10 (NBC)
12/09/12	W @ Packers 27, Detroit 20 (NBC)
10/27/13	W Packers 44, @ Minnesota 31 (NBC)
10/26/14	L @ New Orleans 44, Packers 23 (NBC)
11/09/14	W @ Packers 55, Chicago Bears 14 (NBC)
09/20/15	W @ Packers 27, Seattle 17 (NBC)

Date	Result
11/01/15	L Packers 29, @ Denver 10 (NBC)
01/03/16	L Minnesota 20, @ Packers 13 (NBC)
09/18/16	L @ Minnesota 17, Packers 14 (NBC)
10/09/16	W @ Packers 23, New York Giants 16 (NBC)
11/20/16	L @ Washington 42, Packers 24 (NBC)
01/01/17	W Packers 31, @ Detroit 24 (NBC)
09/17/17	L @ Atlanta 34, Packers 23 (NBC)
11/26/17	L @ Pittsburgh 31, Packers 28 (NBC)

- In all, eight national TV networks have aired a Packers game:

Network	First game	Opponent	Result
Dumont	10/24/53	@ Pittsburgh	L, 14-31
CBS	09/30/56	vs. Detroit	L, 16-20
NBC	12/26/60	@ Philadelphia	L, 13-17
ABC	10/12/70	at San Diego	W, 22-20
ESPN	12/02/90	at Minnesota	L, 7-23
TNT	10/17/91	vs. Chicago Bears	L, 0-10
FOX	09/04/94	vs. Minnesota	W, 16-10
NFL	12/21/06	vs. Minnesota	W, 9-7

## THURSDAY NIGHT GAMES (7-5)

Date	Result
10/17/91	L Chicago Bears 10, @ Packers 0 (TNT)
10/20/94	L @ Minnesota 13, Packers 10 (ot) (TNT)
10/15/98	L @ Detroit 27, Packers 20 (ESPN)
12/21/06	W @ Packers 9, Minnesota 7 (NFLN)
11/29/07	L @ Dallas Cowboys 37, Packers 27 (NFLN)
09/08/11	W @ Packers 42, New Orleans 34 (NBC)
09/13/12	W @ Packers 23, Chicago Bears 10 (NFLN)
09/04/14	L @ Seattle 26, Packers 16 (NBC)
10/02/14	W @ Packers 42, Minnesota 10 (CBS)
12/03/15	W Packers 27, @ Detroit 23 (CBS/NFLN)
10/20/16	W @ Packers 26, Chicago Bears 10 (CBS/NFLN)
09/28/17	W @ Packers 35, Chicago Bears 10 (CBS/NFLN)

## THANKSGIVING (14-20-2)

Date	Opponent	W/L	Score	Date	Opponent	W/L	Score
N25, 1920	Stambaugh Miners	W	14 -0 (NL)	N22, 1956	@ Detroit Lions	W	24-20
N30, 1922	Duluth Kelleys	W	10 -0 (NL)	N28, 1957	@ Detroit Lions	L	18 -6
N29, 1923	Hammond Pros	W	19 -0	N27, 1958	@ Detroit Lions	L	24-14
N27, 1924	@ Kansas City Blues	W	17 -6	N26, 1959	@ Detroit Lions	W	24-17
N26, 1925	@ Pottsville Maroons	L	31 -0	N24, 1960	@ Detroit Lions	L	23-10
N25, 1926	@ Frankford Yellow Jackets	L	20-14	N23, 1961	@ Detroit Lions	W	17 -9
N24, 1927	@ Frankford Yellow Jackets	W	17 -9	N22, 1962	@ Detroit Lions	L	26-14
N29, 1928	@ Frankford Yellow Jackets	L	2 -0	N28, 1963	@ Detroit Lions	T	13-13
N28, 1929	@ Frankford Yellow Jackets	T	0 -0	N26, 1970	@ Dallas Cowboys	L	16 -3
N27, 1930	@ Frankford Yellow Jackets	W	25 -7	N22, 1984	@ Detroit Lions	L	31-28
N26, 1931	@ Providence Steam Roller	W	38 -7	N27, 1986	@ Detroit Lions	W	44-40
N24, 1932	@ Brooklyn Dodgers	W	7 -0	N24, 1994	@ Dallas Cowboys	L	42-31
N30, 1933	@ Staten Island Stapletons	W	21 -0 (NL)	N22, 2001	@ Detroit Lions	W	29-27
N29, 1934	@ Chicago Cardinals	L	6 -0	N27, 2003	@ Detroit Lions	L	22-14
N28, 1935	@ Chicago Cardinals	L	9 -7	N22, 2007	@ Detroit Lions	W	37-26
N22, 1951	@ Detroit Lions	L	52-35	N26, 2009	@ Detroit Lions	W	34-12
N27, 1952	@ Detroit Lions	L	48-24	N24, 2011	@ Detroit Lions	W	27-15
N26, 1953	@ Detroit Lions	L	34-15	N28, 2013	@ Detroit Lions	L	40-10
N25, 1954	@ Detroit Lions	L	28-24	N26, 2015	Chicago Bears	L	17-13
N24, 1955	@ Detroit Lions	L	24-10				

NL—Non-league game, not reflected in Thanksgiving W-L record

## GREEN BAY'S 41 OVERTIME GAMES

- Green Bay continues to own the NFL record for most overtime games played in one season—five, in 1983.
- Green Bay has played 41 OT games (14-15-5 regular season, 2-5 playoffs).
- The franchise's first overtime game came in the 1965 Western Conference playoff, a historic 13-10 victory over the Colts.
- The NFL adopted the overtime rule for league games after the 1973 season.
- In addition to the regular season and postseason, the Packers have played six overtime games in the preseason (1-4-1).

## REGULAR SEASON

- Nov. 26, 1978—Green Bay 10, Minnesota 10**, at Green Bay. Packers win toss. Both teams have four possessions.
- Sept. 23, 1979—Minnesota 27, Green Bay 21**, at Minnesota. Vikings win toss. Kramer throws 50-yard touchdown pass to Rashad at 3:18.
- Sept. 7, 1980—Green Bay 12, Chicago Bears 6**, at Green Bay. Bears win toss. Parsons punts and Nixon returns 16 yards. Five plays later, Marcol returns own blocked field goal attempt 24 yards for touchdown at 6:00.
- Oct. 12, 1980—Green Bay 14, Tampa Bay 14**, at Tampa Bay. Packers win toss. Teams trade punts twice. Lee returns second Tampa Bay punt to Green Bay 42. Dickey completes three passes to Buccaneers' 18, where Birney's 36-yard field goal attempt is wide right as time expires.
- Dec. 19, 1982—Baltimore Colts 20, Green Bay 20**, at Baltimore. Packers win toss. K.Anderson intercepts Dickey's first-down pass attempt. Miller's 44-yard field goal attempt blocked by G.Lewis. Teams trade punts before Stenerud's 47-yard field goal attempt is wide right. Teams trade punts again before time expires.
- Sept. 4, 1983—Green Bay 41, Houston Oilers 38**, at Houston. Packers win toss. Packers score on only OT possession, an 11-play, 59-yard march. Stenerud kicks 42-yard field goal at 5:55.
- Oct. 23, 1983—Minnesota 20, Green Bay 17**, at Green Bay. Packers win toss. Scribner's punt downed on Vikings' 42. Ricardo kicks 32-yard field goal eight plays later at 5:05.
- Nov. 20, 1983—Detroit 23, Green Bay 20**, at Milwaukee. Packers win toss. Scribner punts and Jenkins returns 14 yards to Green Bay 45. Murray's 33-yard field goal attempt is wide left. Whitehurst's pass

intercepted by Watkins and returned to Green Bay 27. Murray kicks 37-yard field goal four plays later at 8:30.

**Nov. 27, 1983—Atlanta 47, Green Bay 41**, at Atlanta. Packers win toss. K.Johnson returns interception 31 yards for touchdown at 2:13.

**Dec. 13, 1983—Green Bay 12, Tampa Bay 9**, at Tampa Bay. Packers win toss. Packers convert game's only OT series (11 plays, 65 yards) on Stenerud's 23-yard field goal at 4:07.

**Sept. 30, 1984—Tampa Bay 30, Green Bay 27**, at Tampa Bay. Packers win toss. Scribner punts 44 yards to Tampa Bay 2. Epps returns Garcia's punt 3 yards to Green Bay 27. Scribner's punt downed on Buccaneers' 33. Ariri kicks 46-yard field goal 11 plays later at 10:32.

**Sept. 20, 1987—Green Bay 17, Denver 17**, at Milwaukee. Packers win toss. Del Greco's 47-yard field goal attempt is short. Teams trade punts. Elway intercepted by Noble, who returns 10 yards to Green Bay 34. Davis fumbles on next play and Smith recovers. Two plays later, Karlis' 40-yard field goal attempt is wide left. Time expires two plays later.

**Oct. 11, 1987—Detroit 19, Green Bay 16**, at Green Bay. Lions win toss. Prindle's 42-yard field goal attempt is wide left. Packers punt downed on Detroit 17. Prindle kicks 31-yard field goal 16 plays later at 12:26.

**Oct. 18, 1987—Green Bay 16, Philadelphia 10**, at Green Bay. Packers win toss. Hargrove scores on 7-yard run, capping game's only OT possession (10 plays) at 5:04.

**Oct. 29, 1989—Green Bay 23, Detroit 20**, at Milwaukee. Lions win toss. On first play, Murphy intercepts Peete and returns it 3 yards to Lions' 26. Jacke's 38-yard field goal seals the win at 2:14.

**Nov. 3, 1991—New York Jets 19, Green Bay 16**, at New York. Packers win toss. Green Bay drives to New York 24 where Jacke's 42-yard field goal attempt is wide right. Aguiar's punt is fumbled and recovered by New York at Packers' 23. Leahy kicks 37-yard field goal at 9:40.

**Sept. 6, 1992—Minnesota 23, Green Bay 20**, at Green Bay. Vikings win toss. After Minnesota punt, Packers take over at Green Bay 33. Majkowski is intercepted by Glenn at Vikings' 48. Teams trade punts. Packers punt a second time in overtime session with Vikings taking over at their 42. On

second play, Allen runs 45 yards up middle to Packers' 11. One play later, Revez kicks 26-yard field goal at 10:20.

**Oct. 20, 1994—Minnesota 13, Green Bay 10**, at Minnesota. Vikings win toss. Minnesota drives 62 yards in eight plays; Revez kicks 27-yard field goal with 4:26 elapsed.

**Dec. 10, 1995—Tampa Bay 13, Green Bay 10**, at Tampa Bay. Buccaneers win toss. Tampa Bay drives 48 yards in seven plays; Husted kicks 47-yard field goal 3:46 into extra period.

**Oct. 14, 1996—Green Bay 23, San Francisco 20**, at Green Bay. 49ers win toss. After San Francisco fails to pick up first down, Packers take over at own 44. Green Bay covers only 21 yards in six plays to reach 49ers' 35. Jacke sends his 53-yard kick—the longest field goal to win an overtime game in NFL history—squarely down the middle at 3:41.

**Nov. 6, 2000—Green Bay 26, Minnesota 20**, at Green Bay. Packers win toss. After Schroeder's 22-yard reception gets Green Bay across midfield, Freeman makes miraculous catch while flat on his back at Vikings' 15, gets up and runs past stunned Minnesota defenders for 43-yard score with 3:39 elapsed, capping an 82-yard, seven-play drive.

**Dec. 24, 2000—Green Bay 17, Tampa Bay 14**, at Green Bay. Packers win toss. Rossum returns kickoff 29 yards to 38. Aided by Parker's 35 yards on five carries, Green Bay drives 58 yards to Buccaneers' 4. Longwell kicks 22-yard field goal with 6:31 elapsed.

**Sept. 8, 2002—Green Bay 37, Atlanta 34**, at Green Bay. Packers win toss. Roughing-the-kicker penalty keeps Packers' first possession alive, but drive stalls at Atlanta 39. Green Bay holds Falcons to three-and-out, then marches 44 yards in seven plays (six carries and one 18-yard pass from Favre to Walker). Longwell kicks 34-yard field goal with 9:45 elapsed.

**Oct. 12, 2003—Kansas City 40, Green Bay 34**, at Green Bay. Chiefs win toss. Kansas City drives 41 yards to Green Bay 30, where Hunt blocks Andersen's 48-yard field-goal attempt. On next play, Ahman Green blasts into Kansas City territory but fumbles, recovered by Kansas City at Chiefs' 49. Then, on ensuing play, Trent Green hits streaking Kennison for a 51-yard touchdown on right sideline with 8:50 left on the clock.

- Dec. 11, 2005—Green Bay 16, Detroit 13**, at Green Bay. Packers win toss. Favre orchestrates 10-play, 56-yard drive, the only possession of the extra period. Packers enter Detroit territory after 15-yard unnecessary-roughness call. Longwell nails 28-yard FG with 9:47 left on the clock.
- Oct. 29, 2007—Green Bay 19, Denver 13**, at Denver. Packers win toss. On first snap, Favre heaves a pass off play-action deep down left sideline to Jennings, who has a step on Bly. Jennings catches pass in stride and strolls into end zone untouched for game-winning, 82-yard TD with just 16 seconds elapsed in extra period.
- Nov. 2, 2008—Tennessee Titans 19, Green Bay 16**, at Tennessee. Titans win toss. On the only possession of overtime, Tennessee drives 55 yards on 10 plays to set up Bironas, who missed a 47-yard attempt at the end of regulation. This one, from 41 yards out, is good with 9:36 left on the clock.
- Dec. 22, 2008—Chicago Bears 20, Green Bay 17**, at Chicago. Bears win toss. In frigid conditions, Chicago scores on the only possession of the extra frame after a seven-play, 47-yard drive. Long completions to Olsen and Forté set up Gould's 38-yard field goal at 3:32.
- Oct. 10, 2010—Washington 16, Green Bay 13**, at Washington. Packers win toss. Washington takes over at the Green Bay 39-yard line following an interception on the Packers' second possession of the extra period. Benefiting from two defensive penalties on a six-play drive, the Redskins make it to the Packers' 15, where Gano hits a 33-yard field goal for the win.
- Oct. 17, 2010—Miami 23, Green Bay 20**, at Green Bay. Dolphins win toss. Packers force overtime in consecutive weeks for the first time since 1987 with a 1-yard Rodgers TD run with :16 remaining in regulation. Miami assumes possession with good field position at their own 48-yard line on their second series of OT. Five runs and one pass move the ball to the Green Bay 26, where Carpenter converts a 44-yard field goal.
- Nov. 24, 2013—Green Bay 26, Minnesota 26**, at Green Bay. Packers win toss. After three long completions by Flynn and two runs by Lacy, the Packers set up Crosby's 20-yard field goal in overtime. Peterson and Gerhart wear the Packers defense down in overtime but settle for Walsh's 35-yard field goal. This marks the first tie game for the Packers since 1987 and second tie ever between the Packers and Vikings.
- Sept. 24, 2017—Green Bay 27, Cincinnati 24**, at Green Bay. Packers win toss. On third-and-10 from the Packers 21, Rodgers takes advantage of a free play and finds Allon for a 72-yard pass, setting up a 27-yard field goal from Crosby with 6:26 left in overtime.
- Dec. 3, 2017—Green Bay 26, Tampa Bay 20**, at Green Bay. Packers win toss. On the only possession of overtime, Hundley leads a drive that goes 72 yards on eight plays ending with Jones' 20-yard scoring run on his only carry of the game at 6:08.
- Dec. 10, 2017—Green Bay 27, Cleveland 21**, at Cleveland. Browns win toss. Packers force overtime in consecutive weeks for the first time since 2010 with a 1-yard pass to Adams from Hundley with :17 left in regulation after a two-touchdown deficit in the fourth quarter. Packers hold Browns to three-and-out at the Cleveland 42. Adams scores on a 25-yard pass from Hundley on a 42-yard drive (six plays) at 5:12 as Green Bay sets a single-season team record with its third overtime victory of the season.

**POSTSEASON**

- Dec. 26, 1965—Green Bay 13, Baltimore Colts 10**, at Green Bay. Packers win toss. Moore returns kickoff to Packers' 22. Chandler punts and Haymond returns 9 yards to Colts' 41. Gilburg punts and Wood makes fair catch at Packers' 21. Chandler punts and Haymond returns 1 yard to Colts' 41. Michaels misses 47-yard field goal. Bratkowski, in relief of Starr (injured on game's first play from scrimmage), orchestrates 10-play, 62-yard drive, including 18-yard passes to Anderson and Dale, to penetrate Colts' 20. Chandler's towering kick is good from 25 yards at 13:39. Packers in following week win first of three straight NFL championships (1965-67). Chandler's controversial first field goal, sending contest into OT, sails high above right upright. NFL raises goalposts following season.
- Jan. 4, 2004—Green Bay 33, Seattle 27**, at Green Bay. Seahawks win toss. Morris returns kickoff to 33. On third play, Hawthorne recovers Bannister fumble at Seattle 43, but Holmgren's replay challenge reverses call. Seahawks hold Packers to three-and-out, then drive to midfield. Then, with Green Bay on an all-out blitz, Harris steps in front of quick Hasselbeck pass to the left and returns interception 52 yards for touchdown. Packers win **first NFL postseason overtime game decided by a defensive touchdown**.
- Jan. 11, 2004—Philadelphia 20, Green Bay 17**, at Philadelphia. Eagles win toss. Thrash returns kickoff to 28. Packers hold Eagles to three-and-out on first possession. On first Green Bay snap, in the face of a heavy Philadelphia blitz, Favre and intended receiver Walker miscommunicate on deep pass, and Dawkins returns interception 35 yards to Packers' 34. Six plays later, Akers kicks 31-yard field goal. Packers become second team in NFL history to play consecutive overtime playoff games (1986 Cleveland Browns).
- Jan. 20, 2008—New York Giants 23, Green Bay 20**, at Green Bay. Packers win toss. Robinson returns kickoff to 26. On second-and-8, Favre's pass for Driver intercepted by Webster and returned 9 yards to Green Bay 34-yard line. After two Bradshaw carries gain 5 yards, Manning throws incomplete on third down. Tynes, who missed field goal tries of 43 and 36 yards late in the fourth quarter, hits 47-yard field goal with 2:35 elapsed.
- Jan. 10, 2010—Arizona Cardinals 51, Green Bay 45**, at Arizona. Packers win toss. On third-and-6 from Green Bay 24, Rodgers is sacked and stripped by Adams. Ball is knocked loose, deflecting off Rodgers' foot and into arms of Dansby, who returns fumble 17 yards for touchdown with 1:18 elapsed.
- Jan. 18, 2015—Seattle Seahawks 28, Green Bay 22**, at Seattle. Seahawks win toss. Seattle drives for 3:19 and goes 87 yards in six plays. On the final play, Wilson hits Kearse on a deep pass down the middle for a 35-yard touchdown to win the game.
- Jan. 16, 2016—Arizona Cardinals 26, Green Bay 20**, at Arizona. Cardinals win toss. Fitzgerald is uncovered, catches Palmer's short pass and goes 75 yards to the Green Bay 5-yard line. On the third play, he takes a shovel pass and scores the winning touchdown with 1:05 elapsed.

**ALL-TIME PRESEASON/NON-LEAGUE RESULTS**

		1921 (4-0-0)		
		GB	Opp	Attend
S 25	Chicago Boosters.....	13	0	3,500
O 2	Rockford Maroons.....	49	0	
O 9	Chicago Cornell-Hamburgs.....	40	0	
O 16	Beloit Fairies.....	7	0	5,000
		1922 (0-1-0)		
S 24	@ Duluth Kelleys.....	2	6	
		1923 (1-0-0)		
S 23	Hibbing Miners.....	10	0	2,670
		1924 (2-0-0)		
S 14	Ironwood Legionnaires.....	15	0	
S 21	Chicago Bears.....	5	0	4,000
		1925 (1-0-0)		
S 13	Iron Mountain All-Stars.....	48	6	4,000
		1926 (1-0-0)		
S 12	Iron Mountain All-Stars.....	79	0	3,000
		1927 (1-0-0)		
S 11	Milwaukee Eagles.....	34	0	
		1928 (1-0-0)		
S 16	Minneapolis Marines.....	19	0	5,000

		1929 (1-0-0)		
		GB	Opp	Attend
S 15	Portsmouth Spartans.....	14	0	5,000
		1930 (1-0-0)		
S 14	Oshkosh All-Stars.....	46	0	
		1932 (1-0-0)		
S 11	Grand Rapids Maroons.....	45	0	3,000
		1934 (1-0-0)		
S 9	Fort Atkinson Blackhaws (GB)....	28	7	4,000
		1935 (4-0-0)		
A 31	@ Merrill Fromm Foxes.....	33	0	1,500
S 2	@ Chippewa Falls Marines.....	22	0	6,000
S 4	@ Stevens Point.....	40	0	1,500
S 8	La Crosse Old Style Lagers (GB)....	49	0	2,500
		1936 (1-0-0)		
S 5	Wis. Cardinals of Madison (GB)...	62	0	2,000
		1937 (0-1-0)		
S 1	College All-Stars (@ Chicago)....	0	6	84,560
		1938 (1-0-0)		
S 5	Cedar Rapids (Iowa) Crush (@ Ironwood, Mich.).....	75	0	5,000

# ALL-TIME PRESEASON/NON-LEAGUE RESULTS

(Continued from previous page)

1939 (2-0-1)			
	GB	Opp	Attend
A 25 Pittsburgh Pirates (GB) (Gm. 1) ..	7	0	9,416
A 25 Pittsburgh Pirates (GB) (Gm. 2) ..	17	0	9,416
S 4 Southwest College All-Stars (@ Dallas) .....	31	20	
1940 (2-0-0)			
A 29 College All-Stars (@ Chicago) .....	45	28	84,567
S 2 Washington (Milw) .....	28	20	14,798
1941 (1-0-1)			
A 23 N.Y. Giants (GB) .....	17	17	10,800
S 7 Philadelphia (Milw) .....	28	21	10,000
1942 (2-1-0)			
A 30 @ Brooklyn Dodgers .....	21	16	9,874
S 7 Washington (@ Baltimore) .....	7	28	55,000
S 13 Western Army All-Stars (Milw) .....	36	21	20,000
1943 (2-0-0)			
S 5 Washington (@ Baltimore) .....	23	21	45,000
S 11 Phil-Pitt Steagles (@ Pittsburgh) .....	28	10	19,369
1944 (1-1-0)			
S 4 Washington (@ Baltimore) .....	7	20	40,000
S 7 Sampson Naval Training Center (@ Sampson, N.Y.) .....	25	14	10,000
S 10 Boston Yanks (@ Buffalo) .....	28	0	17,372
1945 (2-2-0)			
A 30 College All-Stars (@ Chicago) .....	19	7	92,753
S 13 @ Philadelphia .....	21	28	90,218
S 19 Pittsburgh (@ Hershey, Pa.) .....	38	12	14,521
S 23 @ Washington .....	7	21	27,125
1946 (0-3-0)			
S 6 Philadelphia (Milw) .....	6	7	25,000
S 10 Washington (@ Denver) .....	31	35	21,000
S 20 @ N.Y. Giants .....	21	35	50,000
1947 (3-1-0)			
A 23 N.Y. Giants (GB) .....	17	14	15,000
A 29 @ Pittsburgh .....	17	24	31,507
S 14 Boston Yanks (Milw) .....	14	10	17,895
S 21 Washington (@ Baltimore) .....	31	21	18,186
1948 (3-0-0)			
A 29 N.Y. Giants (@ Minneapolis) .....	7	0	15,000
S 5 Pittsburgh (GB) .....	9	7	13,900
S 11 Wash. (@ Birmingham, Ala.) .....	43	0	27,000
1949 (2-3-0)			
A 20 Philadelphia (GB) .....	0	35	18,785
A 24 N.Y. Giants (@ Syracuse, N.Y.) .....	14	7	20,000
A 28 @ Pittsburgh .....	3	9	13,578
S 11 N.Y. Bulldogs (@ Rock Island, Ill.) ..	7	3	
S 18 Washington (Milw) .....	24	35	12,873
1950 (3-1-0)			
A 12 Cleveland Browns (@ Toledo, Ohio) ..	7	38	10,000
A 16 Chicago Cardinals (GB) .....	17	14	20,136
A 29 N.Y. Giants (@ Boston) .....	10	0	12,053
S 10 Baltimore Colts (Milw) .....	16	14	17,191
1951 (2-3-0)			
A 25 Chicago Cardinals (GB) .....	17	14	16,168
S 9 Philadelphia (Milw) .....	10	14	19,282
S 12 San Francisco (@ Minneapolis) .....	0	20	19,021
S 16 Pittsburgh (@ Buffalo) .....	6	35	13,458
S 23 Washington (@ Alexandria, Va.) .....	14	7	6,000
1952 (2-4-0)			
A 16 N.Y. Giants (Milw) .....	0	7	22,000
A 23 Cleveland Browns (GB) .....	14	21	22,215
A 29 Pittsburgh (@ Latrobe, Pa.) .....	6	7	10,000
S 7 @ Chicago Cardinals .....	7	38	15,497
S 14 Washington (@ Kansas City) .....	13	7	6,500
S 17 Pittsburgh (@ Minneapolis) .....	23	10	21,000
1953 (1-4-0)			
A 22 N.Y. Giants (@ Minneapolis) .....	31	7	20,560
A 29 Chi. Cardinals (@ Spokane, Wash.) .....	7	13	17,000
S 5 Washington (GB) .....	6	13	16,425
S 12 Pittsburgh (Milw) .....	23	26	16,859
S 19 @ Cleveland .....	13	21	22,336

1954 (2-4-0)			
	GB	Opp	Attend
A 14 Chicago Cardinals (@ Minneapolis) .....	10	27	21,000
A 21 Cleveland Browns (GB) .....	13	14	15,747
A 28 @ Pittsburgh .....	36	14	14,012
S 4 Philadelphia (@ Hershey, Pa.) .....	13	24	6,134
S 11 Washington (@ Raleigh, N.C.) .....	31	3	16,000
S 18 N.Y. Giants (Milw) .....	27	38	17,000
1955 (2-4-0)			
A 13 N.Y. Giants (@ Spokane, Wash.) .....	31	24	15,000
A 20 Cleveland (@ Akron, Ohio) .....	7	13	22,000
A 27 Pittsburgh (GB) .....	14	16	16,912
S 3 Philadelphia (@ Charleston, W.V.) .....	10	24	12,500
S 10 Washington (@ Winston-Salem, N.C.) ..	31	33	13,000
S 17 Chicago Cardinals (Milw) .....	37	28	18,000
1956 (4-1-0)			
A 18 Philadelphia (Milw) .....	27	6	12,138
A 25 N.Y. Giants (GB) .....	17	13	16,448
S 1 @ Cleveland Browns .....	21	20	15,456
S 8 Washington (@ Winston-Salem, N.C.) ..	10	17	13,500
S 15 Chicago Cardinals (@ St. Louis) .....	29	21	31,454
1957 (5-0-1)			
A 16 Chicago Cardinals (@ Miami) .....	24	16	20,820
A 24 Chicago Cardinals (@ Austin, Texas) ..	17	14	20,000
A 28 Philadelphia (Milw) .....	16	13	17,101
S 7 N.Y. Giants (@ Boston) .....	13	10	23,000
S 14 Washington (@ Winston-Salem, N.C.) ..	20	17	15,000
S 21 Pittsburgh (@ Minneapolis) .....	10	10	17,226
1958 (2-3-0)			
A 20 Pittsburgh (Milw) .....	0	3	17,294
S 1 Philadelphia (GB) .....	20	17	17,857
S 6 N.Y. Giants (@ Boston) .....	41	20	27,013
S 13 Washington (@ Winston-Salem, N.C.) ..	14	23	12,000
S 20 Chicago Cardinals (@ Minneapolis) .....	24	31	18,520
1959 (4-2-0)			
A 15 Chicago Bears (Milw) .....	16	19	28,286
A 23 @ San Francisco .....	24	17	18,916
A 29 Philadelphia (@ Portland, Ore.) .....	45	28	25,456
S 5 N.Y. Giants (@ Bangor, Maine) .....	0	14	20,000
S 12 Washington (@ Winston-Salem, N.C.) ..	20	13	15,000
S 20 Pittsburgh (@ Minneapolis) .....	13	10	18,081
1960 (6-0-0)			
A 13 Pittsburgh (@ New Orleans) .....	20	13	17,400
A 22 N.Y. Giants (@ Jersey City, N.J.) .....	16	7	26,500
A 27 Chicago Bears (Milw) .....	35	7	35,118
S 5 St. Louis Cardinals (GB) .....	35	14	20,668
S 11 Dallas Cowboys (@ Minneapolis) .....	28	23	20,151
S 17 Washington (@ Winston-Salem, N.C.) ..	41	7	8,000
1961 (5-0-0)			
A 11 @ Dallas Cowboys .....	30	7	30,000
A 18 @ St. Louis Cardinals .....	31	10	31,056
A 26 Chicago Bears (Milw) .....	24	14	42,560
S 4 N.Y. Giants (GB) .....	20	17	33,452
S 9 Washington (@ Columbus, Ga.) .....	31	24	18,000
1962 (6-0-0)			
A 3 College All-Stars (@ Chicago) .....	42	20	65,000
A 10 @ Dallas Cowboys .....	41	7	54,500
A 18 St. Louis Cardinals (@ Jacksonville) ..	41	14	18,250
A 25 Chicago Bears (Milw) .....	35	21	44,326
S 3 N.Y. Giants (GB) .....	20	17	38,669
S 8 Washington (@ Columbus, Ga.) .....	20	14	16,000
1963 (5-1-0)			
A 2 College All-Stars (@ Chicago) .....	17	20	65,000
A 10 Pittsburgh (@ Miami) .....	27	7	26,500
A 17 @ Dallas Cowboys .....	31	10	53,121
A 24 Chicago Bears (Milw) .....	26	7	44,592
S 2 N.Y. Giants (GB) .....	24	17	42,327
S 7 Washington (@ Cedar Rapids, Iowa) .....	28	17	13,500
1964 (3-2-0)			
A 8 St. Louis Cardinals (@ New Orleans) ..	7	20	63,000
A 15 N.Y. Giants (GB) .....	34	10	42,327
A 22 Chicago Bears (Milw) .....	21	7	46,920
A 29 @ Dallas Cowboys .....	35	3	60,057
S 5 @ Cleveland Browns .....	17	20	83,736



1965 (4-1-0)		GB	Opp	Attend
A 14	N.Y. Giants (GB)	44	7	50,837
A 21	Chicago Bears (Milw)	31	14	47,066
A 28	@ Dallas Cowboys	12	21	67,954
S 4	@ Cleveland Browns	30	14	83,118
S 11	St. Louis Cardinals (GB)	31	13	50,858

1966 (3-2-0)		GB	Opp	Attend
A 5	College All-Stars (@ Chicago)	38	0	72,000
A 12	Chicago Bears (Milw)	10	13	47,034
A 20	@ Dallas Cowboys	3	21	75,504
A 27	Pittsburgh (GB)	17	6	50,861
S 3	N.Y. Giants (Milw)	37	10	47,102

1967 (6-0-0)		GB	Opp	Attend
A 4	College All-Stars (@ Chicago)	27	0	70,934
A 12	Pittsburgh (GB)	31	20	50,861
A 18	Chicago Bears (Milw)	18	0	47,126
A 28	@ Dallas Cowboys	20	3	78,087
S 2	@ Cleveland Browns	30	21	84,236
S 9	N.Y. Giants (GB)	31	14	50,861

1968 (4-2-0)		GB	Opp	Attend
A 2	College All-Stars (@ Chicago)	34	17	69,917
A 10	N.Y. Giants (GB)	14	15	50,861
A 19	Chicago Bears (Milw)	7	10	47,127
A 24	@ Dallas Cowboys	31	27	72,014
A 31	Pittsburgh (Milw)	21	17	47,265
S 7	@ Cleveland Browns	31	9	84,918

1969 (4-2-0)		GB	Opp	Attend
A 9	N.Y. Giants (GB)	22	21	50,861
A 16	Chicago Bears (Milw)	9	19	47,014
A 23	@ Dallas Cowboys	13	31	73,764
A 30	@ Cleveland Browns	27	17	85,532
S 6	Pittsburgh (GB)	31	19	50,861
S 13	Atlanta (@ Canton, Ohio)	38	24	17,411

1970 (3-0-3)		GB	Opp	Attend
A 8	N.Y. Giants (GB)	31	31	56,263
A 15	Chicago Bears (Milw)	6	6	47,298
A 22	@ Dallas Cowboys	35	34	72,389
A 30	@ Oakland	37	7	53,395
S 5	Cincinnati (Milw)	10	10	47,411
S 12	Buffalo (GB)	34	0	56,161

1971 (2-4-0)		GB	Opp	Attend
A 7	Chicago Bears (Milw)	0	2	47,248
A 14	Pittsburgh (GB)	13	16	56,263
A 21	Miami (Milw)	10	7	47,286
A 28	Oakland (GB)	13	17	56,263
S 4	@ Cincinnati	24	27	55,477
S 10	@ Buffalo	20	14	37,301

1972 (4-2-0)		GB	Opp	Attend
A 5	Cincinnati (GB)	24	14	56,263
A 12	@ Miami	14	13	75,332
A 19	@ Houston Oilers	3	20	46,460
A 27	Chicago Bears (Milw)	10	7	47,222
S 2	St. Louis Cardinals (GB)	10	31	56,263
S 9	Kansas City (Milw)	20	0	47,281

1973 (3-2-1)		GB	Opp	Attend
A 4	Chicago Bears (Milw)	13	13	47,222
A 11	Buffalo (GB)	10	3	56,267
A 18	Houston Oilers (Milw)	33	14	47,302
A 26	@ Kansas City	21	16	75,231
S 1	Pittsburgh (GB)	22	30	56,267
S 8	@ Cincinnati	10	13	55,863

1974 (4-2-0)		GB	Opp	Attend
A 2	@ Buffalo	16	13	30,119
A 10	St. Louis Cardinals (Milw)	13	0	43,000
A 17	Chicago Bears (GB)	20	10	53,106
A 24	Denver (GB)	21	31	56,267
A 30	@ Miami	10	21	54,666
S 6	Cincinnati (Milw)	26	24	46,605

1975 (2-4-0)		GB	Opp	Attend
A 9	Buffalo (GB)	23	6	56,267
A 16	Chicago Bears (Milw)	13	9	52,051
A 23	@ Cincinnati	10	27	49,752
A 30	New England (Milw)	17	20	51,769
S 6	@ Kansas City	3	31	35,543
S 13	San Francisco (GB)	3	24	56,267

1976 (2-4-0)		GB	Opp	Attend
J 31	Cincinnati (GB)	17	23	50,245
A 7	Tampa Bay (Milw)	10	6	53,421
A 15	@ New England	16	14	28,448
A 20	@ Buffalo	0	37	33,706
A 28	N.Y. Giants (GB)	16	20	56,267
S 3	Atlanta (Milw)	7	26	54,989

1977 (2-4-0)		GB	Opp	Attend
A 6	Cincinnati (GB)	23	20	51,178
A 13	New England (Milw)	3	38	53,244
A 20	@ Tampa Bay	7	10	49,045
A 27	Washington (Milw)	9	13	55,021
S 3	Cleveland Browns (GB)	14	19	53,180
S 10	Philadelphia (GB)	24	16	32,217

1978 (1-3-0)		GB	Opp	Attend
A 5	Kansas City (GB)	14	17	54,453
A 11	@ Washington	12	20	30,881
A 19	St. Louis Cardinals (GB)	23	17	50,423
A 26	Cincinnati (Milw)	14	17	54,927

1979 (3-1-0)		GB	Opp	Attend
A 4	Kansas City (GB)	14	10	53,994
A 11	@ Cincinnati	5	20	44,284
A 18	Buffalo (GB)	7	6	54,857
A 25	Atlanta (Milw)	45	35	55,416

1980 (0-4-1)		GB	Opp	Attend
A 2	*San Diego (@ Canton, Ohio)	0	0	19,972
A 9	@ Dallas Cowboys	14	17	54,876
A 16	Baltimore Colts (Milw)	3	17	49,223
A 23	@ Buffalo	0	14	24,086
A 30	Denver (GB)	0	38	53,060

1981 (3-1-0)		GB	Opp	Attend
A 8	@ Dallas Cowboys	21	17	55,087
A 15	Oakland (Milw)	34	14	54,710
A 22	@ Denver	7	17	72,450
A 29	Cleveland Browns (GB)	35	18	56,191

1982 (2-2-0)		GB	Opp	Attend
A 14	N.Y. Jets (GB)	21	19	53,531
A 20	Cincinnati (Milw)	41	27	52,636
A 29	@ L.A. Raiders	3	24	40,906
S 4	@ New England	27	41	39,888

1983 (1-3-0)		GB	Opp	Attend
A 6	Cleveland Browns (GB)	20	21	39,202
A 12	@ Seattle	21	38	54,443
A 20	Philadelphia (GB)	14	27	48,867
A 27	@ St. Louis Cardinals	39	27	33,041

1984 (2-2-0)		GB	Opp	Attend
A 4	@ Dallas Cowboys	17	31	43,371
A 11	Chicago Bears (Milw)	17	10	48,253
A 18	@ L.A. Rams	24	27	41,185
A 25	Indianapolis (GB)	34	17	54,979

1985 (1-3-0)		GB	Opp	Attend
A 10	@ Dallas Cowboys	3	27	41,847
A 17	@ N.Y. Giants	2	10	35,798
A 24	Atlanta (Milw)	28	24	49,703
A 31	N.Y. Jets (GB)	20	30	56,753

1986 (1-3-0)		GB	Opp	Attend
A 9	N.Y. Jets (@ Madison, Wis.)	38	14	73,959
A 16	N.Y. Giants (Milw)	14	22	41,774
A 23	@ Cincinnati	12	34	44,261
A 30	New England (GB)	9	16	50,642

1987 (0-4-0)		GB	Opp	Attend
A 15	Denver (@ Phoenix)	14	20	67,500
A 22	Washington (@ Madison, Wis.)	0	33	64,768
A 29	Cincinnati (GB)	20	28	44,515
S 5	Cleveland Browns (Milw) (ot)	24	30	37,707

1988 (1-2-1)		GB	Opp	Attend
A 6	N.Y. Giants (GB)	3	34	41,455
A 13	@ Indianapolis	21	25	53,720
A 19	Kansas City (Milw) (ot)	21	21	32,361
A 27	N.Y. Jets (@ Madison, Wis.)	27	24	42,098

1989 (3-1-0)		GB	Opp	Attend
A 12	N.Y. Jets (Milw)	28	27	22,931
A 19	Indianapolis (GB)	23	24	30,218
A 26	Buffalo (@ Madison, Wis.)	27	24	30,432
S 1	@ New England	16	0	26,549

\*—1980 Hall of Fame Game called with 5:29 left (severe lightning)

1990 (1-3-0)			
	GB	Opp	Attend
A 11	Cleveland Browns (GB).....	10	25 52,625
A 18	New Orleans (@ Madison, Wis.)..	27	13 47,848
A 25	Atlanta (Milw).....	14	17 51,609
A 31	@ Kansas City.....	14	27 42,806
1991 (2-2-0)			
A 3	New England (GB).....	28	7 52,852
A 10	@ New Orleans.....	20	31 55,730
A 17	Buffalo (@ Madison, Wis.).....	35	24 51,077
A 24	Cincinnati (Milw).....(ot)	16	19 52,390
1992 (1-3-0)			
A 8	Kansas City (GB).....	21	13 54,322
A 16	N.Y. Jets (@ Madison, Wis.).....	7	24 41,517
A 22	@ L.A. Rams..... (ot)	13	16 41,252
A 29	New England (Milw).....	10	24 47,152
1993 (1-4-0)			
J 31	L.A. Raiders (@ Canton, Ohio)....	3	19 23,863
A 7	Kansas City (Milw).....	21	29 51,655
A 14	New Orleans (@ Madison, Wis.)..	17	26 59,523
A 20	@ New England.....	17	21 24,909
A 27	Indianapolis (GB).....	41	10 56,811
1994 (3-1-0)			
A 6	L.A. Rams (@ Madison, Wis.).....	14	6 52,149
A 13	Miami (Milw).....	24	31 52,759
A 19	@ New Orleans.....	13	10 54,714
A 26	New England (GB).....	24	20 57,722
1995 (3-1-0)			
A 5	New Orleans (@ Madison, Wis.)..	27	17 49,071
A 13	@ Pittsburgh.....	36	13 49,025
A 19	Indianapolis.....	17	20 55,624
A 25	Washington.....	35	23 58,824
1996 (3-1-0)			
A 2	New England.....	24	7 57,918
A 11	Pittsburgh.....	24	17 59,284
A 17	@ Baltimore Ravens.....	17	15 62,025
A 24	@ Indianapolis.....	6	30 49,081
1997 (5-0-0)			
J 26	Miami.....	20	0 59,089
J 31	New England.....	7	3 60,778
A 8	@ Oakland.....	37	24 42,956
A 16	Buffalo (@ Toronto).....	35	3 53,896
A 22	N.Y. Giants (@ Madison, Wis.)....	22	17 76,704
1998 (2-3-0)			
A 2	Kansas City (@ Tokyo, Japan) (ot)	27	24 42,018
A 8	New Orleans.....	31	7 60,080
A 16	Oakland.....	21	27 60,078
A 24	@ Denver.....	31	34 73,183
A 28	@ Miami.....	7	21 61,915
1999 (4-0-0)			
A 14	N.Y. Jets.....	27	16 59,815
A 23	Denver (@ Madison, Wis.).....	27	12 78,184
A 28	@ New Orleans.....	38	17 53,074
S 2	Miami.....	25	17 59,810
2000 (2-2-0)			
A 4	N.Y. Jets.....	37	24 59,585
A 13	@ Denver.....	20	26 75,367
A 21	@ Miami.....	14	17 60,287
A 26	Cleveland Browns.....	34	33 59,687
2001 (2-2-0)			
A 11	@ Cleveland Browns.....	3	10 71,218
A 20	Denver.....	22	7 59,177
A 25	Miami.....	17	12 59,547
A 31	@ Oakland.....	13	24 38,783
2002 (3-1-0)			
A 10	@ Philadelphia.....	13	20 58,546
A 17	@ Arizona.....	29	21 35,716
A 26	Cleveland Browns.....	27	20 62,668
A 30	Tennessee Titans.....	21	20 62,485
2003 (2-3-0)			
A 4	*Kansas City (@ Canton, Ohio)....	0	9 22,385
A 9	@ Atlanta.....	27	21 68,818
A 15	@ Cleveland Browns.....	38	31 70,348
A 23	Carolina.....	7	20 69,831
A 28	Tennessee Titans.....	3	27 69,126

2004 (1-3-0)			
	GB	Opp	Attend
A 16	Seattle.....	3	21 69,718
A 21	New Orleans.....	19	14 69,666
A 27	@ Jacksonville.....	7	9 50,846
S 3	@ Tennessee Titans.....	7	27 68,809
2005 (2-2-0)			
A 11	San Diego.....	10	7 69,611
A 20	@ Buffalo.....	7	27 71,323
A 26	New England.....	3	27 69,501
S 1	@ Tennessee Titans.....	21	17 69,010
2006 (1-3-0)			
A 12	@ San Diego.....	3	17 57,777
A 19	Atlanta.....	38	10 69,845
A 28	@ Cincinnati.....	17	48 65,614
S 1	Tennessee Titans.....	21	35 69,132
2007 (2-2-0)			
A 11	@ Pittsburgh.....	13	9 57,151
A 18	Seattle.....	48	13 69,761
A 23	Jacksonville.....	13	21 69,268
A 30	@ Tennessee Titans.....	14	30 69,143
2008 (1-3-0)			
A 11	Cincinnati.....	17	20 69,675
A 16	@ San Francisco.....	6	34 67,230
A 22	@ Denver.....	27	24 74,213
A 28	Tennessee Titans.....	21	23 69,744
2009 (3-1-0)			
A 15	Cleveland Browns.....	17	0 69,091
A 22	Buffalo.....	31	21 68,908
A 28	@ Arizona.....	44	37 61,753
S 3	@ Tennessee Titans.....	13	27 69,143
2010 (2-2-0)			
A 14	Cleveland Browns.....	24	27 68,958
A 21	@ Seattle.....	27	24 65,586
A 26	Indianapolis.....	59	24 68,987
S 2	@ Kansas City.....	13	17 63,843
2011 (3-1-0)			
A 13	@ Cleveland Browns.....	17	27 57,077
A 19	Arizona.....	28	20 67,688
A 26	@ Indianapolis.....	24	21 65,285
S 1	Kansas City.....	20	19 67,555
2012 (2-2-0)			
A 9	@ San Diego.....	13	21 55,527
A 16	Cleveland Browns.....	10	35 68,201
A 23	@ Cincinnati.....	27	13 52,584
A 30	Kansas City.....	24	3 67,999
2013 (1-3-0)			
A 9	Arizona.....	0	17 73,738
A 17	@ St. Louis Rams.....	19	7 53,375
A 23	Seattle.....	10	17 74,030
A 29	@ Kansas City.....	8	30 65,053
2014 (3-1-0)			
A 9	@ Tennessee Titans.....	16	20 69,143
A 16	@ St. Louis Rams.....	21	7 55,072
A 22	Oakland.....	31	21 73,907
A 28	Kansas City.....	34	14 74,059
2015 (2-2-0)			
A 13	@ New England.....	22	11 68,756
A 23	@ Pittsburgh.....	19	24 44,517
A 29	Philadelphia.....	26	39 74,440
S 3	New Orleans.....	38	10 73,863
2016 (3-1-0)			
A 7	^^Indianapolis (@ Canton, Ohio)..	--	-- --
A 12	Cleveland Browns.....	17	11 74,261
A 18	Oakland.....	20	12 74,089
A 26	@ San Francisco.....	21	10 70,178
S 1	@ Kansas City.....	7	17 70,155
2017 (3-1-0)			
A 10	Philadelphia.....	24	9 74,330
A 19	@ Washington.....	21	17 55,239
A 26	@ Denver.....	17	20 76,438
A 31	Los Angeles Rams.....	24	10 74,102

^--2003 Hall of Fame Game called with 5:49 left in third quarter (severe rain, lightning)  
 ^^--2016 Hall of Fame Game canceled due to field conditions

## THE SHRINE GAME

- Green Bay plays host to the Pittsburgh Steelers on Aug. 16 in the 69th annual **Upper Midwest Shrine Game**, one of the NFL's longest team traditions.
- Each season, the Packers donate a percentage of the gate to the Shriners Hospitals for Children.
- The Shriners' facilities provide specialized medical services, helping children with birth defects and other injuries, at absolutely no cost.
- To date, the series has raised more than \$4 million for the Midwest Shrine's burn centers and hospitals for crippled children.

## SHRINE GAME (35-30-3)

1950-82, 1984-94 games in Milwaukee; all others in Green Bay

Year	Result	Attend
1950	— Packers 16, Baltimore Colts 14	17,191
1951	— Philadelphia 14, Packers 10	19,282
1952	— N.Y. Giants 7, Packers 0	22,000
1953	— Pittsburgh 26, Packers 23	16,859
1954	— N.Y. Giants 38, Packers 27	17,000
1955	— Packers 37, Chicago Cardinals 28	18,000
1956	— Packers 27, Philadelphia 6	12,138
1957	— Packers 16, Philadelphia 13	17,101
1958	— Pittsburgh 3, Packers 0	17,294
1959	— Chicago Bears 19, Packers 16	28,286
1960	— Packers 35, Chicago Bears 7	35,118
1961	— Packers 24, Chicago Bears 14	42,560
1962	— Packers 35, Chicago Bears 21	44,326
1963	— Packers 26, Chicago Bears 7	44,592
1964	— Packers 21, Chicago Bears 7	46,920
1965	— Packers 31, Chicago Bears 14	47,066
1966	— Chicago Bears 13, Packers 10	47,034
1967	— Packers 18, Chicago Bears 0	47,126
1968	— Chicago Bears 10, Packers 7	47,127
1969	— Chicago Bears 19, Packers 9	47,014
1970	— Packers 6, Chicago Bears 6	47,298
1971	— Chicago Bears 2, Packers 0	47,248
1972	— Packers 10, Chicago Bears 7	47,222
1973	— Packers 13, Chicago Bears 13	47,222
1974	— Packers 13, St. Louis Cardinals 0	43,000
1975	— Packers 13, Chicago Bears 9	52,051
1976	— Atlanta 26, Packers 7	54,989
1977	— Washington 13, Packers 9	55,021
1978	— Cincinnati 17, Packers 14	54,927
1979	— Packers 45, Atlanta 35	55,416
1980	— Baltimore Colts 17, Packers 3	49,223
1981	— Packers 34, Oakland 14	54,710
1982	— Packers 41, Cincinnati 27	52,636
1983	— Cleveland Browns 21, Packers 20	39,202
1984	— Packers 17, Chicago Bears 10	48,253
1985	— Packers 28, Atlanta 24	49,703
1986	— N.Y. Giants 22, Packers 14	41,774
1987	— Cleveland Browns 30, Packers 24 (ot)	37,707
1988	— Packers 21, Kansas City 21 (ot)	32,361
1989	— Packers 28, N.Y. Jets 27	22,931
1990	— Atlanta 17, Packers 14	51,609
1991	— Cincinnati 19, Packers 16 (ot)	52,390
1992	— New England 24, Packers 10	47,152
1993	— Kansas City 29, Packers 21	51,655
1994	— Miami 31, Packers 24	52,759
1995	— Indianapolis 20, Packers 17	55,624
1996	— Packers 24, Pittsburgh 17	59,284
1997	— Packers 20, Miami 0	59,089
1998	— Oakland 27, Packers 21	60,078
1999	— Packers 27, N.Y. Jets 16	59,815
2000	— Packers 37, N.Y. Jets 24	59,585
2001	— Packers 17, Miami 12	59,547
2002	— Packers 21, Tennessee Titans 20	62,485
2003	— Carolina 20, Packers 7	69,831
2004	— Packers 19, New Orleans 14	69,666
2005	— Packers 10, San Diego 7	69,611
2006	— Packers 38, Atlanta 10	69,845
2007	— Packers 48, Seattle 13	69,761
2008	— Tennessee Titans 23, Packers 21	69,744
2009	— Packers 17, Cleveland Browns 0	69,091
2010	— Cleveland Browns 27, Packers 24	68,958
2011	— Packers 28, Arizona 20	67,688
2012	— Cleveland Browns 35, Packers 10	68,201
2013	— Seattle 17, Packers 10	74,030
2014	— Packers 31, Oakland 21	73,907
2015	— Philadelphia 39, Packers 26	74,440
2016	— Packers 17, Cleveland Browns 11	74,261
2017	— Packers 24, Los Angeles Rams 10	74,102

## THE BISHOP'S CHARITIES GAME

- In 1961, the Diocese of Green Bay approached Vince Lombardi about playing a second charitable contest in Green Bay (the Shrine game was already a fixture in Milwaukee).
- Lombardi, a devout Catholic, agreed to the contest. The original contract gave the Packers, their opponent and the church each one-third of the gate receipts.
- During the 1970s, the Packers and the church changed the contract so the diocese would receive a flat donation, rather than a percentage.
- For more than 30 years, the church handled many of the game's business-related tasks, including game-program and advertising sales, using a network of volunteers covering 14 northeastern Wisconsin counties. The Packers assumed many of those tasks beginning in 1994.
- To date, the series has raised more than \$3.7 million.
- In 2018, the Packers host the Tennessee Titans on Aug. 9 in the 58th annual contest.

## BISHOP'S CHARITIES GAME (32-24-1)

All games played in Green Bay

Year	Result	Attend
1961	— Packers 20, N.Y. Giants 17	33,452
1962	— Packers 20, N.Y. Giants 17	38,669
1963	— Packers 24, N.Y. Giants 17	42,327
1964	— Packers 34, N.Y. Giants 10	42,327
1965	— Packers 44, N.Y. Giants 7	50,837
1966	— Packers 17, Pittsburgh 6	50,861
1967	— Packers 31, Pittsburgh 20	50,861
1968	— N.Y. Giants 15, Packers 14	50,861
1969	— Packers 22, N.Y. Giants 21	50,861
1970	— Packers 31, N.Y. Giants 31	56,263
1971	— Pittsburgh 16, Packers 13	56,263
1972	— St. Louis Cardinals 31, Packers 10	56,263
1973	— Pittsburgh 30, Packers 22	56,267
1974	— Denver 31, Packers 21	56,267
1975	— San Francisco 24, Packers 3	56,267
1976	— N.Y. Giants 20, Packers 16	56,267
1977	— Cleveland Browns 19, Packers 14	53,180
1978	— Kansas City 17, Packers 14	54,453
1979	— Packers 14, Kansas City 10	53,994
1980	— Denver 38, Packers 0	53,060
1981	— Packers 35, Cleveland Browns 18	56,191
1982	— Packers 21, N.Y. Jets 19	53,531
1983	— Philadelphia 27, Packers 14	48,867
1984	— Packers 34, Indianapolis 17	54,979
1985	— N.Y. Jets 30, Packers 20	56,753
1986	— New England 16, Packers 9	50,642
1987	— Cincinnati 28, Packers 20	44,515
1988	— N.Y. Giants 34, Packers 3	41,455
1989	— Indianapolis 24, Packers 23	30,218
1990	— Cleveland Browns 25, Packers 10	52,625
1991	— Packers 28, New England 7	52,852
1992	— Packers 21, Kansas City 13	54,322
1993	— Packers 41, Indianapolis 10	56,811
1994	— Packers 24, New England 20	57,722
1995	— Packers 35, Washington 23	58,824
1996	— Packers 24, New England 7	57,918
1997	— Packers 7, New England 3	60,778
1998	— Packers 31, New Orleans 7	60,080
1999	— Packers 25, Miami 17	59,810
2000	— Packers 34, Cleveland Browns 33	59,687
2001	— Packers 22, Denver 7	59,177
2002	— Packers 27, Cleveland Browns 20	62,668
2003	— Tennessee Titans 27, Packers 3	69,126
2004	— Seattle 21, Packers 3	69,718
2005	— New England 27, Packers 3	69,501
2006	— Tennessee Titans 35, Packers 21	69,132
2007	— Jacksonville 21, Packers 13	69,268
2008	— Cincinnati 20, Packers 17	69,675
2009	— Packers 31, Buffalo 21	68,908
2010	— Packers 59, Indianapolis 24	68,987
2011	— Packers 20, Kansas City 19	67,555
2012	— Packers 24, Kansas City 3	67,999
2013	— Arizona 17, Packers 0	73,738
2014	— Packers 34, Kansas City 14	73,059
2015	— Packers 38, New Orleans 10	73,863
2016	— Packers 20, Oakland 12	74,089
2017	— Packers 24, Philadelphia 9	74,330

## BIRTH OF A TEAM, AND A LEGEND

The Green Bay Packers, arguably the most storied franchise in the National Football League, were organized on Aug. 11, 1919, in the dingy second-floor editorial rooms of the old *Green Bay Press-Gazette* building, located on Cherry Street in downtown Green Bay.

Never imagining what might become of the semipro football team being formed that day, nobody documented who was there or how many were on hand. There had been no announcement of the meeting beforehand, and the *Press-Gazette* provided no details about it the day after.

Whether a full complement of players attended or if it was simply a small gathering of the team's prime movers was never made clear. Nor was it spelled out if much of the preliminary work had been completed beforehand or if the meeting itself triggered a rapid-fire chain of events.

Whatever the case, the *Press-Gazette* in its Aug. 13 edition revealed that the Indian Packing Co. would sponsor the team and referred to it for the first time as the "Packers." The paper said home games would be played at Hagemeister Park; listed 38 prospective candidates for the team, mostly former standouts at Green Bay East and West high schools; and noted full uniforms would be provided to up to 20 players.

"It will be the strongest aggregation of pigskin chasers that has ever been gathered together in this city," the *Press-Gazette* proclaimed.

A second meeting was held at the *Press-Gazette* on Aug. 14, three days after the initial one, and nearly 25 players were in attendance. Curly Lambeau was elected captain of the team, and George Whitney Calhoun was named manager.

Lambeau was a former star at East High School and played on Coach Knute Rockne's first team at the University of Notre Dame in 1918. Back home after dropping out of school in December, Lambeau was working for Indian Packing at the time. Calhoun, great-grandson of Daniel Whitney, founder of the city of Green Bay, was city editor at the *Press-Gazette*.

The story handed down for decades was that the impetus for the initial meeting was a chance encounter at a downtown street corner between Lambeau and Calhoun. In his 1985 book about the history of the Packers, longtime executive committee member and onetime Calhoun colleague John Torinus changed the setting to a conversation over a glass of beer.

Whether it's mostly urban legend or if there's a true story in there somewhere will remain a mystery for the ages. Too much time has passed. But Lambeau and Calhoun have long been regarded as the Packers' co-founders and there's little or no evidence to dispute that.

The first season, the Packers won 10 games and lost one against opponents representing mostly nearby towns in northeastern Wisconsin and Michigan's Upper Peninsula.

The team conducted most of its practices that first year on a field next to the Indian Packing plant at the end of Morrow Street, but it played its eight home games at Hagemeister Park on an open field with no fence or bleachers. Calhoun "passed a hat," as did others, to



Calhoun



Lambeau

collect spare change and help cover expenses.

The Packers again played an independent schedule against mostly neighboring towns the next year and again dominated the competition, finishing 9-1-1.

Better yet, their financial outlook improved considerably.

C.M. "Neil" Murphy, a local typewriter salesman, was named business manager in July, and he organized a committee to build a fence around the Hagemeister playing field so the Packers could charge admission.

Thanks to the support of Indian Packing, the local Association of Commerce, local contractor Ludolf Hansen and fans who provided volunteer labor, construction of the fence began in late August and was completed before the first game in late September.

By mid-October, two large sections of bleachers were erected so fans would no longer have to stand along the sidelines to follow the action.

### JOINING THE NFL

On Aug. 27, 1921, the year-old American Professional Football Association awarded a franchise to the Acme Packers of Green Bay during a league meeting in Chicago. The Acme Packing Co., based in Chicago, had purchased Indian Packing eight months earlier. Less than a year later, the APFA would change its name to the National Football League.

Green Bay was now in the big leagues – sort of.

Most of the APFA's 21 members that second year were located in small hotbeds of football rather than big cities – places like Canton, Ohio, Hammond, Ind., and Rock Island, Ill.

Then again, compared to Green Bay, maybe those were big cities.

Green Bay was the smallest city in the league when it joined in 1921 other than Tonawanda, N.Y., which played one game on the road and folded. And except for a brief period in the mid to late 1920s, Green Bay has remained the smallest city ever since.

Green Bay's population was 31,017, based on the 1920 U.S. Census. Not only was it the smallest city in the league, it was smaller than six other cities in Wisconsin, including Superior and Oshkosh.

### MEN WHO INFLUENCED THE PACKERS' INFANCY

- **Earl "Curly" Lambeau:** Co-founder, first team captain, first star. Played from 1919-29 and was head coach through the 1949 season. Took control of the franchise in early 1922 and convinced other owners to allow Green Bay back into the league after it had been expelled for violating a league rule.
- **George Whitney Calhoun:** Co-founder and team's first manager in 1919. Set the schedule and passed the hat at home games that year. Also served as manager of the 1918 city team. Wrote about the Packers for the *Green Bay Press-Gazette*, where he worked for more than 40 years, at the same time he was serving the team in various capacities. He was secretary of the Packers into the 1940s, publicity director until 1947 and a member of the board of directors until his death in 1963.
- **Frank Peck:** President of Indian Packing Co. in 1919 and 1920, when it sponsored the Packers. Credited with giving Lambeau \$500 to buy uniforms and get the team started.
- **C.M. "Neil" Murphy:** Business manager of the Packers in 1920. Led the effort to build a fence around Hagemeister Park so the Packers could charge admission and make money.
- **John & J. Emmett Clair:** Brothers who ran Acme Packing Co. and the Packers in 1921, the team's first year in the NFL. J. Emmett represented Green Bay at the league meeting when it was granted a franchise in August 1921.
- **Andrew B. Turnbull:** Business manager and one of the owners of the *Press-Gazette* when he took a lead role in creating the Green Bay Football Corp. and rallying local businessmen to buy stock in the team in 1923. Served as the Packers' first president from September 1923 to June 1928.

### EVENTS THAT LED TO THE PACKERS' BIRTH

- **1895:** Football comes to Green Bay with the organization of the first citywide team.
- **1905:** Green Bay East plays Green Bay West for the first time, launching a high-school rivalry that would reach 100 games in 2005.
- **1916:** Curly Lambeau leads East High to a 7-6 victory over West before an estimated crowd of 5,000 at Hagemeister Park. More than anything, the over-the-top intensity of the rivalry between East and West is what fuels interest in football in Green Bay.
- **1917:** George Whitney Calhoun joins the *Green Bay Press-Gazette* staff as telegraph editor.
- **1918:** Lambeau enrolls at Notre Dame and starts as a freshman on Coach Knute Rockne's first team. But Lambeau drops out of school in December and returns to Green Bay, where he takes a job with the Indian Packing Co.
- **1919:** In April, Val Schneider, the *Press-Gazette's* sports columnist, writes that with soldiers returning home from war, the outlook is good for Green Bay to field a top-notch football team in the fall. Schneider would write in at least three more columns before Aug. 11 that excitement was building for the revival of semipro football in Green Bay.



1919



1921



## THE FIRST NFL GAME

After playing independently for two seasons, the Packers were admitted to the American Professional Football Association in 1921. A year later, the APFA changed its name to the National Football League.

The Packers played their first official league game **Oct. 23, 1921**, at Green Bay's Hagemeister Park, and beat the Minneapolis Marines, 7-6.

Late in the fourth quarter, the Marines fumbled a punt at their 35-yard line and Packers end Dave "Jigger" Hayes recovered. Three plays later, with the crowd yelling, "Throw a forward," Buff Wagner made a nearly impossible catch of a Curly Lambeau pass at the Marines' 14-yard line. After the Packers barely picked up a first down, fullback Art Schmaehl took a direct snap and bulldozed his way for a 4-yard touchdown. Lambeau's extra point proved decisive, but the crowd was already celebrating.

"Cushions went flying in the air while soaring hats were as thick as Green Bay flies on a July night," George Calhoun wrote in his game story.

Minneapolis	.....6	0	0	0	—	6
Green Bay	.....0	0	0	7	—	7

**Starting lineup**—LE Bill DuMoe, LT Cub Buck, LG James

Cook, C Fee Klaus, RG Sammy Powers, RT Jab Murray, RE Dave Hayes, QB Adolph Kliebhan, LHB George Malone, RHB Buff Wagner, FB Art Schmaehl.

**Others who played**—G Joe Carey, B Lynn Howard, B Curly Lambeau, B Orlo McLean, E Lyle Wheeler, G Milt Wilson.

## PACKERS FIRSTS

**Game, Win**—Sunday, Oct. 23, 1921, 7-6 victory over

Minneapolis Marines, Hagemeister Park, Green Bay.

**Loss**—Oct. 30, 1921, fell 13-3 to Rock Island Independents, Hagemeister Park.

**Touchdown**—Fullback Art Schmaehl, 4-yard run, vs. Minneapolis, Oct. 23, 1921.

**Touchdown Pass**—Curly Lambeau to Bill DuMoe, 35 yards (fake kick) vs. Hammond Pros, Nov. 13, 1921, Hagemeister Park.

**Point After Touchdown**—Curly Lambeau with Cub Buck holding, vs. Minneapolis, Oct. 23, 1921, Hagemeister Park.

No doubt to those who lived through it and also through the lens of history, it's almost incomprehensible that the Packers survived. Their 2018 season will be their 100th, but until they were nudging toward 50 they were perpetually on their deathbed.

Take their first league season, for example.

The Packers pulled off a major coup when they signed lineman Howard "Cub" Buck, a veteran of the famous Canton Bulldogs. They won their inaugural league game against the Minneapolis Marines on Oct. 23, 1921. They were able to book games with the formidable Chicago Staleys (Bears) and Chicago Cardinals. And they finished with a winning record, 3-2-1.

But then scandal nearly doomed all that they had accomplished. On Dec. 4, 1921, in a non-league game against Racine billed as a battle for the state championship, the Packers used three Notre Dame players, with college eligibility remaining, under assumed names—and got caught. Less than two months later, Green Bay was booted from the league, albeit not for long.

Thanks to Lambeau's persistence and the impression Green Bay had made on other club owners during its first season, the Packers were reinstated at the next meeting in June.

Before their first league season was more than a week old, the Packers had cut ties with the debt-ridden Acme Packing Co., and were run for the rest of that season by J. Emmett Clair and his brother, John M. Clair, who had been an officer with Acme. In 1922, Lambeau and Calhoun headed a small group that organized the private Green Bay Football Club and took control of the franchise.

Plagued by limited resources and terrible weather, the new owners barely survived their first season.

A game against Columbus in early November was played in a driving rain and resulted in a loss of \$1,500 when the total rainfall for the day fell three one-hundredths of an inch short of the amount needed for the Packers to collect on their rain insurance. On Thanksgiving, a 12-hour rainfall ruined what was supposed to be Booster Day, contributing to a sparse crowd for a non-league game against Duluth and another financial disaster.

Club officials nearly canceled the game, but were persuaded to play by Andrew Turnbull, one of the owners of the *Press-Gazette*.

Nearly 25 years later in a three-part series, Calhoun wrote that Nov. 30, 1922, "marked a turning point in the history of the Packers." He said Turnbull promised that if club officials went ahead and played their game that day, he would get Green Bay's business community to rally behind the team once the season ended.

True to his word, Turnbull led the effort to create the nonprofit Green Bay Football Corporation before the start of the next season. The Packers were now a community-owned team. Their investors were their fans.

## THE IRON MAN ERA

With an improved financial outlook, Lambeau was in position to expand his recruiting efforts and bolster his roster. Over the course of the 1921 and 1922 seasons, the Packers underwent a transformation where they replaced most of their local talent with players from big-time colleges or other pro teams.

As a result, they were highly competitive on the field from the beginning and, in turn, able to establish a firm foothold within the league. In 1927, when the NFL decided to cut its franchises almost in half and eliminate many of its smaller cities, Green Bay survived.

Then, before the 1929 season, it hit the jackpot.

The Packers signed three players off other NFL teams – halfback Johnny Blood, and linemen Clai Hubbard and Mike Michalske – who would lead them to three straight NFL championships and later be inducted into the Pro Football Hall of Fame.

To this day, the 1929-31 and 1965-67 Packers are the only teams to have won three straight NFL titles. The 1929-31 Packers did it when the championship was determined by league standings. The 1965-67 Packers did it under the league playoff system, which was implemented in 1933.

## THE HUTSON PERIOD

While the Packers were in the process of winning the 1931 championship, they also were blindsided by what could have been a catastrophic event. In their second game against the Brooklyn Dodgers, a local fan, Willard J. Bent, injured his back when a section of bleachers at City Stadium collapsed, and he fell nearly 10 feet to the ground.

Bent sued the Packers and was awarded roughly \$5,000 following a trial in February 1933. With the country in a deep depression, the Packers' insurance company went into bankruptcy before the claim could be adjusted, and the Green Bay Football Corp. went into receivership while it appealed the case in court.

Somehow the Packers survived the proceedings long enough to be saved, once again, by two seminal events.

The first was the creation of a new corporation, The Green Bay Packers, Inc., in January 1935 following a second stock sale. That corporation remains in existence today, although "The" was removed from the name in 1997.



Hutson

## SOLID FOOTBALL, SHAKY FINANCES, 1919-35

- The Packers enjoy a successful first season, winning 10 of 11 games, but the lack of an enclosed playing field prevents them from charging admission. The old minor league baseball park at Hagemeister had been torn down in late spring 1918. Thus, the Packers play their eight home games in 1919 on an open field with no fence or bleachers.
- All goes well on the field in the Packers' first season in what is now the NFL, but the *Green Bay Press-Gazette* reports a year later that the Clair brothers, who ran the team and the Acme Packing plant in Green Bay, lost \$3,800 over the course of the 1921 season.
- On Dec. 4, 1921, the Packers play Racine in a non-league game and pay three players from the University of Notre Dame to play under assumed names. The Packers get caught and get kicked out of the league in January 1922. Owners vote Green Bay back into the league six months later, but all teams are now required to post a \$1,000 guarantee against using college players, a hefty sum for Curly Lambeau's group to pay now that they no longer have a packing plant sponsoring them.
- A driving rain limits attendance to about 1,500 for a game on Nov. 5, 1922, against the Columbus Panhandles – the *Press-Gazette* reports a team needs to draw close to 3,000 just to break even – and leaves the Packers \$3,400 in debt six games into their NFL schedule. The Packers have rain insurance, but total rainfall falls three one-hundredths of an inch short of the amount needed to collect. That said, their 3-0 victory is huge. The Columbus owner is league president Joe Carr, and the Panhandles, in existence since 1907, are one of the most established teams in pro football.
- Fans organize Booster Day for Nov. 30, 1922, and it ends with a victory over Duluth in a non-league game at Hagemeister Park. But the game is another financial disaster due to another rainstorm. The crowd falls short of 1,500.
- While little Green Bay is emerging as a strong contender on the field, the 22-team NFL is working to eliminate franchises located in smaller cities as it looks forward to the 1927 season. With that in mind, the league's franchise guarantee is bumped from \$1,500 to \$2,500. Members of the Packers board and local businessmen meet at the *Green Bay Press-Gazette* and support club president Andrew Turnbull's pitch to come up with the money to keep Green Bay in the league.
- A local fan pays \$1 for a ticket to the Packers' game against Brooklyn on Sept. 20, 1931, injures his back when a set of bleachers collapses at City Stadium, and sues. In February 1933, a jury awards Willard J. Bent roughly \$5,000 in damages, and the Packers' insurance company is bankrupt and can't pay. The Packers have won three straight NFL titles from 1929-31, but the Green Bay Football Corp. is forced into receivership in August 1933 to protect its assets.

The other was the signing of Don Hutson less than a month later. According to lore, Hutson actually signed two contracts, one with the Packers and the other with the Dodgers, but was awarded to the Packers by league president Joe Carr. Carr supposedly settled the dispute based on the times postmarked on the packages containing the contracts mailed by the two clubs.

In his second game as a pro, Hutson caught an 83-yard touchdown pass from Arnie Herber that gave the Packers a 7-0 victory over the Chicago Bears. When he retired 11 years later, Hutson owned 19 NFL records and had revolutionized what was then the position of offensive end.

With money in the bank and Hutson shredding defenses like no other player in the game, the Packers would win three more NFL titles under Lambeau: in **1936, 1939 and 1944**.

But when Hutson retired following the **1945** season, hard times followed. The Packers became perennial losers for the first time, and they encountered one financial crisis after another.

The war between the NFL and the newly formed All-America Football Conference left them financially strapped and unable to sign their No. 1 draft picks in **1946 and 1947**.

By Thanksgiving Day **1949**, the Packers had to play an intrasquad game to raise enough money to finish the season. They drew 15,000 fans to City Stadium despite cold, blustery weather and raised approximately \$50,000, enough to pay the freight for their final three road games.

Meanwhile, the Packers also were losing money on their training quarters at Rockwood Lodge, located along the bay about 15 miles northeast of Green Bay, and Lambeau was immersed in a power struggle with several members of the board of directors.

Fortuitously for the Packers, Rockwood was destroyed by fire Jan. 24, **1950**. The other problems came to a head when Lambeau resigned a week later, ending his 31-year association with the franchise, to become head coach of the Chicago Cardinals.

### RONZANI REGIME

Within a week after Lambeau's departure, the Packers hired Gene Ronzani, a former player and assistant coach with the Bears, to succeed him. Then, before the end of April, the Packers launched a third stock drive.

The stock sale would raise more than \$100,000 and put the franchise back on firmer footing. On the field, the losing prevailed and with two games remaining in the **1953** season, Ronzani was forced to resign.

### BLACKBURN TAKES OVER

The Packers hired Verne Lewellen, a local attorney and one of the stars of their 1929-31 championship teams, as general manager, and plucked Lisle Blackburn from Marquette University to become their head coach as part of a reshuffling of the organization in the winter of **1954**.

The Packers compiled a disappointing 17-31 record during Blackburn's four years as coach, but they also secured their future during that period by building a new, football-only stadium and drafting what would be the nucleus of future championship teams.

On April 3, **1956**, voters approved a referendum to fund construction of the stadium. It was dedicated on Sept. 29, **1957**, and officially named Green Bay City Stadium. It was renamed Lambeau Field in 1965.

On Blackburn's watch, the Packers also drafted Forrest Gregg, Bart Starr, Paul Hornung, Jim Taylor and Ray Nitschke, all future Pro Football Hall of Famers.

Despite his shortcomings as a coach, Blackburn had a keen eye for talent – Vince Lombardi would hire him as a scout – and an able, young personnel director in Jack Vainisi, who had been hired by Ronzani and would play a part in luring Lombardi to Green Bay.



Vainisi

### MCLEAN MOVES UP

After Blackburn was fired following a 3-9 finish in 1957, likeable Ray "Scooter" McLean, backfield coach of the Packers since 1951, was hired as his replacement.

McLean lasted one season. He submitted his resignation under fire on Dec. 17, **1958**, following a 1-10-1 finish, the worst in Packers history.

### THE LOMBARDI ERA

The Packers' search for McLean's replacement lasted more than a month. Lambeau moved back to Green Bay and applied for the general manager post. Forest Evashevski, a highly successful coach at the University of Iowa, was brought to Green Bay for an interview, but declined the job. Other candidates were considered, as well.

Finally, at 3 p.m. on Jan. 28, **1959**, Packers president Dominic Olejniczak announced that Vince Lombardi had accepted a five-year

deal to become the team's coach and general manager. Six days later, Lombardi was officially introduced at a press conference at Green Bay's Hotel Northland where he declared, "I want it understood that I'm in complete command."

Although Lombardi had been backfield coach of the New York Giants for eight years, he was relatively unknown in a sports world much different than today. Television was still in its infancy, pro football was largely viewed as a second-rate sport and few, if any, assistant coaches were household names.

As a result, a popular question in Green Bay at the time was: "Who the hell is Vince Lombardi?"

It didn't take long for people to find out.

In his first season, Lombardi went 7-5 and was named NFL Coach of the Year. In **1960**, the Packers captured the Western Conference, only to lose to Philadelphia in the title game. That would be the last time Lombardi's Packers lost an NFL Championship Game.

They won five world titles in **1961, '62, '65, '66 and '67**, including Super Bowls I and II. Over nine years, they compiled a glittering 98-30-4 record (.766) and won nine of 10 postseason games.

The Packers would be recognized as the Team of the '60s and as one of the great dynasties in NFL history. Lombardi would be glorified as one of the game's greatest coaches and be posthumously honored by having the Super Bowl trophy named after him.

### BENGTSON PERIOD

Following the third consecutive title in 1967, Lombardi turned over the head-coaching duties to Phil Bengtson and one year later announced that he was leaving Green Bay to become coach/GM of the Washington Redskins. Bengtson coached the Packers from **1968-70**, compiling a 20-21-1 record. He resigned in December 1970.

### THE DEVINE DAYS

Dan Devine, one of the nation's most successful college coaches, succeeded Bengtson as head coach and general manager in January **1971**. After settling for a 4-8-2 record during his first year, Devine and the Packers appeared on the road to new heights when **1972** produced a 10-4 record and the team's first Central Division title since 1967. But the Packers' Super Bowl hopes dissolved in the second half of **1973** and they slipped to 5-7-2. They continued their regression in **1974**, going 6-8, and Devine resigned.

### THE STARR TREK

Winner of a record five NFL Championships as a starting quarterback, Bart Starr was the overwhelming choice of Packers fans to suc-



Olejniczak



### FIRST QUARTERBACKS

**Adolph Kliebhan** was the starting quarterback in the Packers' first NFL game, played against the Minneapolis Marines on Oct. 23, 1921. **Curly Lambeau** would replace him by the second quarter, if not earlier, and it would be the first and last game of Kliebhan's NFL career.

Why he started is anybody's guess.

The Packers played four non-league games prior to facing the Marines, and Kliebhan appeared in three, filling in at quarterback, fullback and right halfback. But he didn't play the week before against Beloit.

**Art Schmaehl** started at quarterback in the Packers' second league game, against Rock Island, before Lambeau started the final four. Lambeau had started at right halfback in the four non-league games and then at fullback against Rock Island.

In 1922, the Packers signed **Charlie Mathys**, a Green Bay native who had played for the Hammond Pro in 1921. Mathys would start every game at quarterback over the next three seasons and maintain a hold on the job until partway through 1926. Lambeau would start 46 of 67 games from 1922-27, but mostly at right halfback, before his playing time would drastically diminish in 1928.

In 1927, the Packers signed **Red Dunn**, who had led the Chicago Cardinals to the 1925 NFL championship, and he would quarterback them through the 1931 season, winning three more NFL titles.

Future Pro Football Hall of Famer **Arnie Herber** would move into the lineup on a regular basis in 1932, playing mostly right halfback in Lambeau's revised Notre Dame Box offense and taking the Packers' passing game to new heights.

Dunn was the last of the Packers' quarterbacks in the Notre Dame Box to call signals, pass and run. Thereafter, Lambeau used his quarterback as a blocking back until he finally switched to a variation of the T-formation in 1947.

ceed Devine, and the executive committee complied by awarding him a three-year contract as head coach and general manager, Dec. 24, 1974. Starr asked for "the prayers and patience of Packer fans everywhere ... We will earn everything else."

Starr was only one season of experience as a coach – he was Devine's quarterback coach in 1972 – and things didn't turn out as he and Packers fans had hoped. He was handcuffed by a disastrous trade for aging quarterback John Hadl, which was agreed to by Devine just before the trade deadline of his final season. Having given up five prime draft picks in the Hadl deal, the Packers finished 4-10, 5-9 and 4-10 again in Starr's first three seasons. They raised hope with an 8-7-1 finish in 1978, but then couldn't get over the hump.

Over five more seasons, the Packers enjoyed only one winning record, a 5-3-1 finish in the strike-shortened 1982 season. Green Bay made the playoffs that year and beat the St. Louis Cardinals in a home playoff game, but when the Packers went 8-8 in 1983, Starr was fired the day following a disappointing 23-21 loss at Soldier Field to the rival Chicago Bears.

## THE GREGG ERA

The Packers replaced Starr with another beloved player from the Lombardi era. On Dec. 24, 1983, Forrest Gregg, a former Starr teammate and one of the premier offensive tackles in football history, became the Packers' 11th head coach. Gregg had led Cincinnati into Super Bowl XVI following the 1981 season and his 19-6 record over the 1981-82 seasons was the best in pro football.

He started out with back-to-back 8-8 seasons as he tried to mold the roster in his own tough-guy image, but he went 4-12 and 5-9-1 in his final two years and resigned (Jan. 15, 1988) to become head coach at his alma mater, Southern Methodist University.



## INFANTE SIGNS ON

On Feb. 3, 1988, after interviewing a host of candidates and having his preferred choice, Michigan State coach George Perles, accept the job and then back out, executive vice president of football operations Tom Braatz hired Lindy Infante as Gregg's successor. Infante, who had been the Cleveland Browns' offensive coordinator, was considered a shrewd play-caller, but except for a 10-6 finish in 1989, his teams largely struggled on offense and he was fired after four seasons.

By then, Braatz also had been fired and replaced by Ron Wolf, who was given the title of general manager and complete control over the Packers' football operation. Wolf was hired Nov. 27, 1991. Braatz had been hired prior to Gregg's final season as coach in a power-sharing arrangement and was fired one week before Wolf was hired.

The front-office overhaul was executed by Bob Harlan, who had been named president of the Packers prior to the 1989 season after serving the team for 18 years in several administrative roles. Harlan had joined the Packers when Devine was coach and general manager and had witnessed each coaching hire in the years since finish with a worse record than his predecessor.

In the 24 seasons since Lombardi had stepped down as coach, the Packers had finished with a winning record five times and qualified for the playoffs only twice. Harlan was determined to put an end to the drought.

Wolf began the process Dec. 22, 1991, by firing Infante.

## THE HOLMGREN ERA

Wolf named Mike Holmgren, offensive architect of San Francisco's four-time Super Bowl champions, to succeed Infante, Jan. 11, 1992. Holmgren, sought by five other clubs, received a five-year contract. Next, Wolf traded for quarterback Brett Favre, who had played little in his rookie season with Atlanta. But Wolf had rated Favre much higher than most NFL scouts while he was still working for the New York Jets and confidently rolled the dice. Not only hadn't the Packers won in 24 years, but their quarterback situation had been less than desirable for most of that time, as well.

Three games into the Wolf-Holmgren Era, Favre led the Packers to a stunning, last-minute victory over the Cincinnati Bengals at Lambeau Field. The next week, he made his debut as a starter and the Packers were headed in the right direction for the first time in a quarter-century. In 1992, the Packers surprised the NFL with a 9-7 finish. Holmgren became only the third head coach in team history to register a winning record in his first season, and it was punctuated by a six-game winning streak, the team's longest since 1965.

Holmgren guided the Packers into the playoffs in 1993, forging a second-straight 9-7 record. They also won their first playoff game in 11 years on a "Hail Mary" Favre-to-Sterling Sharpe pass in the final minute that eliminated Detroit, 28-24. They then fell at Dallas, 27-17, in the divisional round.

The Packers reached the playoffs again in 1994 and '95, only to be eliminated on two more occasions by the Cowboys. But the Favre-led Packers were on the upswing. After finishing 9-7 for a third straight time in 1994, they improved to 11-5 and won their first NFC Central Division title since 1972. They also advanced one more round in the playoffs, losing to Dallas in the NFC Championship Game in 1995 after getting bounced in the divisional round the year before. Two highlights of those seasons were holding the incomparable Barry Sanders to minus-1 yard on 13 attempts in a 16-12 playoff victory at Lambeau Field following the 1994 season, and formally dethroning the defending Super Bowl champion San Francisco 49ers in their own stadium, 3Com Park, 27-17, in a 1995 NFC Divisional playoff.

Putting nearly three decades of disappointment emphatically behind them, the Packers rewarded their long-patient faithful in 1996. Shunting aside eight of their first nine foes, they swept to a 13-3 record and their second straight division championship. Then, they captured their first NFL title since 1967, dispatching New England, 35-21, in Super Bowl XXXI at the Louisiana Superdome.

Displaying impressive consistency on both sides of the ball, they documented their superiority, outscoring three opponents 100-48 in a postseason sweep. Appropriately, the first two wins were before their Lambeau loyalists – a 35-14 divisional triumph over the 49ers and a 30-13 win over the upstart Carolina Panthers in the NFC title game.

In winning a 12th NFL championship, extending their own league record, the Packers joined an elite group of teams with three or more Super Bowls (Dallas, San Francisco, Pittsburgh, Oakland and Washington).

The Packers thus entered 1997 with an opportunity to win back-to-back Super Bowls for a second time – and came breathtakingly close to achieving their objective. Sweeping to a second consecutive 13-3 mark, they smothered the 49ers on a soggy, rain-swept afternoon in San Francisco, 23-10.

In a seasaw affair, Super Bowl XXXII in San Diego found the Packers trailing Denver at halftime, 17-14. Hopes of a repeat were high, however, when Favre engineered an 85-yard drive, knotting the contest, 24-24, early in the fourth quarter. But the Broncos later scored with only 1:45 remaining and a last-minute Packers drive fell short when Favre's pass for tight end Mark Chmura fell incomplete inside the Denver 20, with only 28 seconds left, sealing the Broncos' 31-24 win.

A third straight Super Bowl trip, a realistic goal at the outset, eluded the Packers in 1998, their 80th season. Historic accomplishment, however, did not, as they advanced to the playoffs for the sixth year in a row, a team record, while posting a seventh consecutive winning season. They set another team record by stretching their Lambeau Field winning streak to 25 games – the second longest in NFL history – before falling to the Minnesota Vikings on Oct. 5. They finished 11-5, equalling another team standard by posting a double-digit victory total for the fourth consecutive year (11-5 in 1995, 13-3 in both 1996 and 1997). The only other time Green Bay had strung together four seasons of 10-plus wins was 67 years earlier – Lambeau's triple NFL champions of 1929-32 (12-0-1 in 1929, 10-3-1 in 1930, 12-2 in 1931 and 10-3-1 in 1932).

In the wake of these considerable achievements, the Packers' season came to a dramatic and painful end in an NFC Wild Card game at San Francisco, when a 27-23 lead abruptly dissolved into a 30-27 49ers victory. Steve Young's 25-yard touchdown pass to Terrell Owens sealed the game with just three seconds left.

Only five days later, Holmgren resigned to become head coach and director of football operations for the Seattle Seahawks.





## ROUGH RHODE(S)

Moving swiftly, Wolf tabbed Ray Rhodes, former Eagles head coach and Green Bay defensive coordinator, as the Packers' 12th head coach, Jan. 11, 1999. The Packers launched **1999** under Rhodes in breathtaking fashion, winning three of the first four games in the last minute. Fate, however, suddenly stopped smiling as Green Bay (8-8) missed the playoffs for the first time since 1992, ending seven straight winning seasons. Saying the Packers lacked the needed toughness and fire, Wolf relieved Rhodes soon after the season finale.

## THE SHERMAN TENURE

After searching more than two weeks, Wolf surprised many NFL observers by naming Mike Sherman as the Packers' 13th head coach, Jan. 18, **2000**. As recently as the 1997-98 seasons, Sherman had served as the Packers' tight ends/assistant offensive line coach. Sherman finished 9-7, but out of the playoffs his first season. Soon thereafter, on Feb. 1, 2001, Wolf retired as the team's executive vice president and general manager, and Harlan quickly named Sherman to replace Wolf. Sherman became the first head coach with the GM title since Starr in 1980.

Wolf's impressive nine-year tenure included 101 total victories (including eight in the playoffs) and the NFL's best regular-season record (83-45) since the 1993 advent of free agency.

Sherman returned the Packers to the playoffs in **2001** and again in **2002**, when they tied for the league's best record at 12-4. But they lost in the second round of the playoffs in 2001 and the first round in 2002.

In **2003**, the Packers appeared destined to reach the NFC Championship Game, if not the Super Bowl, when they won their final four regular-season games, including an inspiring 41-7 victory over Oakland engineered by a heavy-hearted Favre following the death of his father. The following week, Green Bay captured an improbable division title in the last two minutes of the season, when Arizona upset Minnesota and the Lambeau Field crowd broke the news to the Packers.

But Donovan McNabb led the Philadelphia Eagles to a come-from-behind, 20-17 overtime win to end an emotional Packers run in the divisional playoffs.

Not to be forgotten, the 2003 season included changes to three of the most-revered records in Packers history (Gregg's 33-year-old consecutive-games streak, broken by Favre; Taylor's 41-year-old season rushing record, surpassed by Ahman Green; and Hutson's 58-year-old career scoring mark, eclipsed by Ryan Longwell).

The Packers won a third straight NFC North title under Sherman in **2004**, but lost to Minnesota in a Wild Card playoff at Lambeau.

On Jan. 14, 2005, Harlan restructured the team's football operations, naming Ted Thompson general manager, with full authority over football decisions. Harlan said he based the decision on his belief in a preferred structure – separate individuals for the GM and head-coach positions.

The Packers crumbled to a 4-12 mark in **2005** and Thompson dismissed Sherman.

He made the announcement on Jan. 2, 2006, saying it was time for a new face to lead the team.

## THE PRESENT

Thompson underwent an intensive nine-day search to tab Mike McCarthy the franchise's 14th head coach (Jan. 12, 2006).

McCarthy guided the Packers to a resilient four-game winning streak to close his first season as head coach with an 8-8 record, keeping the team in contention for the playoffs until the final weekend of **2006**, when mere percentage points dubbed the Giants the NFC's last postseason qualifier.

McCarthy was disappointed the Packers just missed the playoffs, particularly because the team was as healthy as it had been all season and was playing its best football the last month. But the NFL's youngest club carried that momentum into **2007**, winning its first four games and ultimately tying the then-franchise record for regular-season victories with a 13-3 mark.

With Joe Philbin taking over as offensive coordinator, Ryan Grant emerging at midseason as a feature back, and Favre enjoying a brilliant final season in Green Bay, the offense finished second in the league, its highest ranking since 1983.

Grant then posted franchise playoff records of 201 rushing yards and three touchdowns in a 42-20 snow-filled NFC playoff triumph over Seattle at Lambeau.

In the third-coldest game in NFL championship history, with a temperature of minus 1 and wind chill of minus 23 at kickoff, Green Bay fell at home, 23-20, in overtime to the New York Giants in the NFC Championship Game.

In **2008**, the torch was passed to Aaron Rodgers from Favre, who retired in March with virtually every significant NFL passing record, un-retired in July and was traded to the New York Jets during the first week of training camp. Rodgers became just the second quarterback

## A UNIQUE FRANCHISE

- **No owner** (last remaining publicly owned pro sports team, 5,011,554 shares, 360,564 stockholders, none of whom receive dividend on initial investment).
- Team plays in major sports' **smallest TV market** – 70th (New Orleans, 53, is closest).
- Packers have 19 playoff appearances in last 26 years, and won **most NFL titles** (13) in league history.
- Green Bay has **24 Pro Hall of Famers**, second most in league.
- Team has **averted four financial collapses**: 1921, 1922, 1933 and 1949. Other than after the 1921 season, the community rescued the team.
- In a century of franchise movement, only 10 other pro sports teams – none in football – have held **same moniker in same location** longer (nine baseball, one hockey).
- Only two other pro sports venues have been in continuous use longer than **Lambeau Field** (1957) – Boston's Fenway Park (1912) and Chicago's Wrigley Field (1916).
- With **season-ticket holders** from all 50 states, as well as Washington, D.C., Canada, Japan and Australia, the team's waiting list has nearly 100,000 names on it. People who were recently awarded season tickets put their names on the waiting list in the mid-1970s.
- Packers have most **fans** in the league based on recent Harris polls, merchandise sales and website attraction.
- Before radio, when Packers played on the road, hundreds of fans would gather at Turner Hall, the old Elks Club or the Columbus Club to follow the play-by-play delivered from the visiting city via telegraph reports.
- Packers were first to open **hall of fame** and museum (1967).

in league history to pass for more than 4,000 yards in his first season as a starter, and the offense produced a 4,000-yard passer, 1,200-yard rusher (Grant) and two 1,000-yard receivers (Greg Jennings, Donald Driver) for the first time in team history.

On defense, the team set a franchise record with seven touchdowns, including six on interception returns, leading to Pro Bowl berths for three-fourths of the starting secondary in Nick Collins, Charles Woodson and Al Harris. But that wasn't enough to overcome injuries and other shortcomings on that side of the ball, and with the team losing seven games by four points or less, the final 6-10 mark was just the franchise's second losing season dating back to 1992.

That led to a series of changes on the coaching staff, most of them on defense, as McCarthy hired Dom Capers as his new defensive coordinator. The players responded faster than most predicted in **2009**, climbing all the way to No. 2 in the league in yards allowed and No. 1 against the run for the first time in team history, setting a franchise record for the fewest rushing yards allowed per game (83.3).

That defensive prowess was highlighted by Woodson winning NFL Defensive Player of the Year, rookie Clay Matthews leading the team in sacks, and Collins joining both as Pro Bowl honorees. Combined with another dynamic season on offense – as the quartet of Rodgers, Grant, Jennings and Driver repeated their feat of the prior year and a new franchise record for points (461) was established – the Packers won seven of their final eight regular-season games to finish 11-5 and earn an NFC Wild Card playoff berth.

Rodgers earned his first Pro Bowl nod and threw for a Green Bay postseason-record 423 yards and record-tying four TDs as he rallied the Packers from a 21-point second-half deficit. Emerging tight end Jermichael Finley also set a team playoff mark with 159 yards receiving and tied a team postseason record with nine receptions.







Ultimately the Packers came up short, however, dropping a 51-45 overtime heartbreaker in Arizona, the highest-scoring postseason game in NFL history. But the disappointment fueled a determination and the late-season surge sparked an optimism heading into **2010**.

The team got out to a 3-1 start in the season's first quarter, but injuries to key players mounted. Grant, a back-to-back 1,200-yard rusher, was lost for the season in Week 1. Finley was also placed on injured reserve, as was linebacker Nick Barnett. By season's end, the Packers would place 15 players on the season-ending injured list.

Despite the injuries, the Packers never blinked. Rodgers led the offense by posting a quarterback rating of 101.2. Jennings finished with 1,265 yards and earned his first selection to the Pro Bowl. Defensively, the Packers ranked No. 2 in the NFL in scoring defense at 15.0 points per game. Matthews, who racked up 13½ sacks, was voted a Pro Bowl starter and a consensus first-team All-Pro and was named the league's Defensive Player of the Year by various publications. In the secondary, Woodson set career highs in tackles and forced fumbles, becoming the team's emotional leader throughout. His counterpart at corner, Tramon Williams, led the team with six interceptions, earning his first bid to the Pro Bowl, where he was joined by Collins, who was chosen for the third consecutive year.

The Packers' six losses came by a combined 20 points, and they became the first team since the AFL-NFL merger in 1970 to never trail a game by more than seven points over an entire season. They finished the regular season with a 10-6 record and secured the sixth and final seed in the NFC's playoff bracket.

Taking to the road for the NFC playoffs, the Packers started by winning the Wild Card game at Philadelphia by a score of 21-16. The following week they traveled to Atlanta to take on the top-seeded Falcons. After an initial back and forth, Green Bay exploded with a 28-point second quarter and never looked back. On the strength of a near-flawless display of quarterbacking by Rodgers (31 of 36 for 366 yards and three TDs), and two crucial interceptions by Williams, the Packers hammered the Falcons, 48-21, the second-largest margin of victory in team postseason history.

For the NFC championship, the Packers faced their division rival, the Chicago Bears, for a chance to return to the Super Bowl for the first time since the 1997 season. The Packers got out to a 14-0 lead early in the second quarter. The defense forced three Chicago turnovers, highlighted by an 18-yard interception return for a touchdown by NT B.J. Raji that put Green Bay ahead, 21-7, late in the fourth quarter. Rookie CB Sam Shields sealed the 21-14 win on the Bears' final drive, making his second interception of the game to send the franchise to its fifth Super Bowl.

The Super Bowl pitted the Packers against the AFC champion Pittsburgh Steelers. The Packers stormed out to a 21-3 lead in the first half, with two touchdowns coming off the arm of Rodgers and one on an interception return by Collins. Under circumstances reflective of the entire season, the Packers were forced to overcome injuries, as veteran stalwarts Driver and Woodson were both ruled out of the game late in the first half.

The Steelers fought their way back, but a forced fumble by Matthews at the start of the fourth quarter led to another Rodgers touchdown pass. Forcing a turnover on downs on Pittsburgh's final drive, the Packers won the franchise's fourth Super Bowl, 31-25.

In the months that followed the season, both Thompson and McCarthy were rewarded with multi-year contract extensions.

With a franchise quarterback, a nucleus of young veterans and a 10-man draft class, all eyes were set on the quest for another title in **2011**.

Due to a leaguewide work stoppage that began in early March, the Packers were deprived of an offseason program and the players first convened as a team at the start of training camp in late July.

Despite an abbreviated training-camp schedule, the Packers picked up where they left off in early February. Beginning with the NFL's season-opening Thursday night spectacle against the New

Orleans Saints at Lambeau Field, the Packers stormed through the regular season, reeling off a team-record 13 consecutive wins en route to a franchise-best 15-1 record. The team became just the sixth in NFL history to reach the 15-win plateau, and when combining the start of 2011 with the six wins that closed out 2010, the 19-game winning streak was the longest in team history and second longest in league annals.

The franchise laid claim to its first NFC North title since 2007 and secured the NFC's No. 1 seed for the playoffs. Throughout the season, the recipe for success was written by Rodgers and a prolific offense that scored 560 points, the third-highest total in league history.

Rodgers earned the league's Most Valuable Player award and consensus first-team all-pro honors from almost every major publication.

His 122.5 cumulative passer rating set a new NFL record and he also eclipsed the previous franchise single-season marks for yards, touchdowns, completion percentage, yards per attempt and 300-yard games.

The Packers led the NFL with 31 interceptions, the most by a Green Bay team since 1962. Woodson tied for the NFL lead with seven INTs. The defense's 38 takeaways tied for the league lead and helped contribute to the team's plus-24 differential in the turnover department, a mark that also tied for No. 2 in franchise history.

Joining Rodgers, Woodson and Matthews in the Pro Bowl were Jennings, FB John Kuhn, Raji and C Scott Wells, giving the Packers seven representatives, the most voted in for the franchise since 1967.

In the postseason, Green Bay fell victim to uncharacteristic, costly turnovers in its only contest, and lost to the eventual Super Bowl champion New York Giants in the divisional round, 37-20. The loss to the Giants left a foul taste in the team's collective mouth as it entered the offseason with a renewed focus on the ultimate prize in **2012**.

The Packers entered the 2012 campaign with a focus upon getting the team to peak at the right time.

With that in mind, the club recovered from a 2-3 start to win nine of 10 games in Weeks 6-16 and put itself in prime position for the postseason. With a win at Chicago in Week 15, the Packers secured back-to-back NFC North titles.

During the regular season, a Rodgers-led offense ranked No. 5 in the league in scoring despite being plagued by injuries throughout the season. Five different players started at running back in addition to five different combinations on the offensive line, and primary targets Jennings and WR Jordy Nelson missed 12 full games combined and parts of others with various ailments.

Defensively, the Packers climbed to No. 11 in pass defense on the strength of an 81-yard-per-game improvement over the previous season.

Despite suffering a hamstring injury that shelved him for a month, Matthews became the first player in franchise history to be named to the Pro Bowl in each of his first four seasons in the league.

The defense was also aided by second-round pick CB Casey Hayward, who led the team and all NFL rookies with six interceptions.

Finishing the season with an 11-5 record, the Packers were NFC North champions, laid claim to the No. 3 seed in the NFC and a Wild Card matchup with the division-rival Minnesota Vikings. The game marked the two teams' third meeting over a six-week stretch, and the defense managed to keep league MVP Adrian Peterson in check while Rodgers and the offense built a 24-3 margin en route to a 24-10 victory.

In the following week's divisional-round contest at San Francisco, the 49ers' offense proved too much for Green Bay to handle, and despite only trailing 24-21 at halftime, a second-half surge saw the Packers ultimately fall, 45-31. The Green Bay offseason was highlighted by long-term contract extensions for both Matthews and Rodgers.

The Packers welcomed the 2013 campaign and an upgraded facility that was highlighted by the addition of 6,700 new seats.

In 2013 the Packers were besieged by injuries to key players at a host of positions. Bryan Bulaga, Randall Cobb, Finley, Hayward and Matthews all missed significant portions of the season. However, the most devastating blow came against the Bears in Week 9, when Rodgers suffered a broken collarbone that would sideline him for the ensuing seven games, a stretch that saw the team post a 2-4-1 record during his absence.

Despite the volume of adversity, there were a number of positives. First and foremost was the emergence of rookie RB Eddie Lacy, who powered the Packers to the No. 7-ranked rush offense in the league and led all NFL rookies with 284 carries, 1,178 yards (4.1 avg.) and 11 TDs, all team rookie records. Lacy earned a bid to the Pro Bowl, was named second-team All-Pro by AP, and became the first Packer since RB John Brockington in 1971 to be voted the recipient of the

AP's Offensive Rookie of the Year.

Another bright spot was the play of backup QB Matt Flynn, who breathed life into the staggering team, keeping its playoff hopes alive with comeback victories in Weeks 14-15.

Rodgers returned in Week 17 with the Packers needing a victory at the archrival Bears to advance to the postseason. With the season on the line in the waning moments of the finale, Rodgers escaped pressure on a fourth-and-8 play and found Cobb wide open downfield for a game-winning 48-yard TD, clinching the Packers' third consecutive NFC North division title and earning the No. 4 seed in the playoffs.

The Packers welcomed San Francisco to Lambeau Field for a Wild Card game. With the game tied at 20-20 late in the fourth quarter, the 49ers burned the remaining 5:06 off the clock, and kicked a game-winning 33-yard field goal as time expired.

With an offseason to rest and nine new additions through the draft, the Packers were ready to hit the ground running in **2014**.

After road losses in two of the first three games of the 2014 season, the Packers won each of the next four games. The winning streak was fueled by an offense that put up at least 38 points in three of the contests. Over the four games, Rodgers threw 13 TDs and zero INTs, setting the pace for a season that would result in him being named the NFL MVP by AP for the second time in his career.

After a loss at New Orleans, Green Bay returned to Lambeau after the bye week to register wins over Chicago and Philadelphia as it became the second team in NFL history (Los Angeles Rams, 1950) to score 53-plus points in back-to-back games.

The Packers went back on the road to take on division foe Minnesota and came away with a 24-21 victory that was powered by Lacy's season-high 125 rushing yards and two TDs. Green Bay hosted New England the next week in a battle of two of the NFL's best teams and quarterbacks. Rodgers and Tom Brady both recorded passer ratings over 100.0, and Green Bay edged the eventual Super Bowl champs, 26-21. In Week 14, the Packers used a 31-point first half to hold off a Falcons team that scored 30 points in the second half, to win 43-37.

Green Bay's five-game winning streak came to an end in Buffalo, as the Packers fell to the Bills, 21-13, but Green Bay rebounded the next week in Tampa Bay with a 20-3 victory.

The Packers entered the final game of the regular season against the Lions with the NFC North title on the line. Green Bay built a 14-0 lead, but Rodgers re-injured the calf he hurt the previous week on his 4-yard TD pass to Cobb. Matthew Stafford connected with Calvin Johnson on two TDs to tie the game at 14. Rodgers, who returned to the game after a visit to the locker room to treat his calf, would find Cobb for another TD and sneak one in from a yard out to give Green Bay a 28-14 lead. The Packers held on for a 30-20 victory, capturing their franchise-record fourth straight division title.

Green Bay completed the regular season tied for first in the NFL with a 12-4 record, including an unblemished 8-0 at home. Rodgers threw 24 touchdowns with zero interceptions at Lambeau, joining Brady (2003) as the only QBs in NFL history to throw 200-plus passes at home in a single regular season with no INTs. Rodgers set an NFL record with a 133.2 passer rating at home during the regular season.

The Packers' home success during the regular season continued into the divisional round when they hosted the Dallas Cowboys. Green Bay rallied from an eight-point deficit in the second half to take a 26-21 lead. With under five minutes to play, Dallas faced a fourth-and-2 at the Packers' 32-yard line and QB Tony Romo launched a pass to leaping WR Dez Bryant that was initially ruled a completion at the Green Bay 1-yard line. After replay review, the call was overturned and the Packers converted two third downs to secure the victory. The season came to an end the following week in Seattle after the Seahawks rallied in the final minutes of the fourth quarter to beat the Packers, 28-22, in overtime.

Green Bay used the offseason to lock up free agents Cobb and Bulaga, setting them up for another run in **2015**.

The Packers entered the 2015 regular season short-handed after losing Nelson to a season-ending knee injury in the preseason. Green Bay overcame the loss early in the season, starting 6-0 for just the fourth time since 1945.

In Week 6, Rodgers surpassed the 30,000-yard passing mark for his career on just 3,652 attempts, the fewest needed in NFL history.

After the bye week, the Packers dropped three consecutive games, losing on the road to two undefeated teams, Denver and Carolina, and then came up two points short to Detroit at home. Green Bay got back on track with a 30-13 win at Minnesota.

Green Bay honored Favre by unveiling his name and retired No. 4 during halftime of the Packers' first home Thanksgiving game since 1923. The night would end with a four-point loss to the Bears.

Green Bay found itself in another tight game the next week in Detroit. Trailing by two points, Rodgers launched a 61-yard pass that would connect with a leaping TE Richard Rodgers in the end

zone as time expired to give Green Bay a 27-23 victory.

Green Bay returned home to beat Dallas, 28-7, and then traveled to defeat the Oakland Raiders, 30-20. The Packers finished the regular season with a road loss to Arizona (38-8) and a home loss to Minnesota (20-13).

The Packers' 10-6 record earned them the No. 5 seed in the postseason and a trip to take on NFC East champion Washington. A 35-18 victory over the Redskins advanced Green Bay to the divisional round of the playoffs. Nearly three weeks after losing at Arizona, Green Bay returned to the desert for a postseason meeting with the Cardinals. After a back-and-forth game, the Packers found themselves down seven and 41 yards away from the end zone with time for one play. Aaron Rodgers heaved a pass to the end zone that WR Jeff Janis leaped to grab and the game went into overtime. For the second consecutive year, Green Bay's season would end on the first possession of overtime as Arizona went 80 yards in three plays to score a touchdown and win, 26-20.

The offseason saw Favre elected to the Pro Football Hall of Fame. Green Bay re-signed the franchise's all-time leading scorer, K Mason Crosby, and added veteran TE Jared Cook as well as seven draft picks to take another shot at winning a title in **2016**.

After starting the season 3-1, the Packers dropped five of the next six games to sit at 4-6 entering a road Monday night game at Philadelphia. The Packers started to turn their season around by ending a four-game slide with a 27-13 win over the Eagles.

Green Bay returned home to face two future playoff teams, Houston and Seattle, in Weeks 13-14. After winning a tight game against the Texans, 21-13, the Packers beat the Seahawks, 38-10, but at 6-6, found themselves two games back of the division-leading Lions (8-4).

Green Bay finished the regular season with three games against divisional foes, first winning, 30-27, at Chicago and avenging a Week 2 loss to Minnesota with a 38-29 win at home. It set up the regular-season finale at Detroit, and a 31-24 victory gave the Packers their fifth division title in the last six years. The six-game winning streak was the longest by the Packers to end a regular season since 1941 (nine games).

Green Bay beat the New York Giants at home, 38-13, in the Wild Card round, and then traveled to play Dallas in the divisional round. After building a 21-3 lead in the first half, the Packers used two 50-plus-yard field goals from Crosby in the final minutes, including a 51-yarder as time expired, to win, 34-31. Green Bay appeared in an NFC-leading fourth NFC Championship since 2007, but lost, 44-21, at Atlanta.

The Packers used a mix of veteran signings and a 10-man draft class to retool for **2017**.

Green Bay opened the season with a 4-1 record, marking the fourth time since 2006 that the Packers won at least four of its first five games. In Week 6, the season changed as the Packers lost Rodgers to a collarbone injury that would only allow him to play in one more game the rest of the season. Brett Hundley would step in to lead the Packers.

After three consecutive losses dropped Green Bay to 4-4, Hundley would lead the Packers to wins in three of the next five games, producing 110-plus passer ratings three times over that stretch (at Chicago, at Pittsburgh and at Cleveland). With playoff hopes still alive, Rodgers returned in Week 16, but the Packers fell seven points short of the Panthers. Hundley finished out a season that ended with a 7-9 record.

The offseason brought a slew of changes. Thompson transitioned to a role as senior advisor to football operations while Brian Gutekunst was named general manager and Russ Ball was promoted to executive vice president/director of football operations. McCarthy also revamped his coaching staff with numerous changes, including welcoming back Philbin as offensive coordinator and hiring Mike Pettine as defensive coordinator.

The tweaks to the front office and coaching staff, along with the return of Rodgers, set the Packers up for a chance at making another run in **2018**.



## PACKERS TIMELINE

- **1919**
- Packers organized over course of two meetings in editorial rooms of *Green Bay Press-Gazette* (Aug. 11 and 14). Indian Packing Co. of Green Bay sponsors team its first two seasons.
- **1921**
- J. Emmett Clair granted American Professional Football Association franchise for Green Bay in the name of Acme Packing Co. (Aug. 27). Within a week of first league game Packers cut ties with financially strapped Acme Packing.
  - Packers-Bears series launched at Chicago (Nov. 27). Packers lose, 20-0, to Chicago Staleys, who would change their name to Bears the next season.
- **1922**
- Green Bay's franchise ousted from APFA during league meeting in Canton, Ohio (Jan. 28), for using college players under assumed names in non-league game against Racine at end of 1921 season.
  - Green Bay readmitted (June 24) during league meeting in Cleveland. Private Green Bay Football Club is awarded franchise. At the same meeting, the APFA changes its name to National Football League.
  - With Green Bay's franchise deeply in debt following a weather-plagued season, local football boosters meet at Elks Club (Dec. 7) and set in motion plans for stock sale to save franchise. Local attorney John Kittell presides and appoints committee of Andrew B. Turnbull, Lee Joannes, Fred Hurlbut, Ray Tilken and George De Lair to organize the sale. Publicly owned Green Bay Football Corporation emerges.
- **1925**
- Packers dedicate City Stadium with 48-6 non-league victory over Iron Mountain All-Stars (Sept. 13).
  - Packers beat Bears for first time (Sept. 27) before record Green Bay crowd of 5,389 at City Stadium.
- **1928**
- Little Green Bay's surprise 7-0 victory over N.Y. Giants in first trip to the "Big City" (Oct. 23) creates huge buzz and glowing coverage from the large metropolitan newspapers.
- **1929**
- Packers announce signings of veterans Cal Hubbard (July 31), Johnny Blood (Aug. 27) and Mike Michalske (Sept. 4). Finished 12-0-1 and winning first NFL title.
- **1930**
- Packers win second straight NFL title with 10-3-1 record.
- **1931**
- Fan injures back when bleachers collapse at City Stadium during game against Brooklyn (Sept. 20) and eventually receives close to \$5,000 in lawsuit that forces Packers into receivership during appeal process.
  - Packers become first team to win three straight NFL titles, finish with 12-2 record.
- **1933**
- Local CPA Frank Jonet appointed receiver by Judge Henry Graass (Aug. 15) in an effort by Green Bay Football Co. to conserve its assets.
- **1935**
- Newly organized Green Bay Packers, Inc., files articles of incorporation with the state of Wisconsin (Jan. 26). Officers elected at organizational meeting (Jan. 29).
  - Packers sign end Don Hutson from the University of Alabama (Feb. 19), three days before making an official announcement.
- **1936**
- Packers make Russ Letlow, University of San Francisco guard, their No. 1 choice in first NFL Draft (Feb. 8).
  - Packers win fourth NFL championship, first under playoff system. Team posts 11-1-1 record, defeating Boston Redskins for title at New York's Polo Grounds, 21-6, after George Preston Marshall moves game (Dec. 13).
- **1938**
- Packers win Western Division championship, lose to Giants in NFL title game at New York, 23-17 (Dec. 11).
- **1939**
- Packers repeat for Western Division title, rout Giants in title game at Milwaukee, 27-0 (Dec. 10).
- **1941**
- Packers tie Bears for Western Division title, fall to Bears in Chicago playoff, 33-14 (Dec. 14).
- **1944**
- Ted Fritsch scores both touchdowns, Packers beat Giants, 14-7, at New York's Polo Grounds for sixth NFL title (Dec. 17).
- **1945**
- Don Hutson catches four TD passes, kicks five PATs in second quarter against Detroit at Milwaukee, sets all-time single-quarter scoring record (29 points), Packers win, 57-21 (Oct. 7).
- **1949**
- Packers play Thanksgiving intrasquad game at (old) City Stadium, raise close to \$50,000 to stay afloat financially (Nov. 24).
  - Packers dip to all-time low under Curly Lambeau, 2-10-0 (they were 3-9-0 in 1948).
- **1950**
- Lambeau resigns to become vice president, head coach of Chicago Cardinals (Feb. 1).
  - Gene Ronzani, ex-Bears star, named head coach, vice president (Feb. 6).
  - Packers launch stock drive (April 12) that raises more than \$100,000 and puts team on sound financial basis.
- **1953**
- Packers debut in new Milwaukee County Stadium (Sept. 27).
  - Ronzani forced to resign (Nov. 27) with two games remaining and Packers in last place with 2-7-1 record; Hugh Devore and Ray "Scooter" McLean named interim co-coaches.
- **1954**
- Lisle Blackbourn named third head coach (Jan. 7).
- **1957**
- City Stadium (renamed Lambeau Field in 1965) completed just in time for season opener, dedicated (Sept. 29) with 21-17 victory over Bears.
- **1958**
- Packers announce firing of head coach Lisle Blackbourn and hiring of Ray "Scooter" McLean as his replacement (Jan. 6).
  - Dominic Olejniczak elected seventh president of Green Bay Packers, Inc. (April 28).
  - McLean resigns after worst year in Packers history with 1-10-1 record (Dec. 17).
- **1959**
- Vince Lombardi, offensive assistant of N.Y. Giants, named Packers' head coach and GM (Jan. 28).
  - Packers post first winning season (7-5) in 12 years.
- **1960**
- Packers win Western Division crown, first since 1944, but lose to Eagles in NFL title game, 17-13 (Dec. 26).
  - Paul Hornung scores 176 points, an NFL record until 2006.
- **1961**
- Packers rout N.Y. Giants, 37-0, for seventh NFL championship, first title game ever played in Green Bay (Dec. 31).
- **1962**
- Packers beat Giants at Yankee Stadium, 16-7, for second straight league crown (Dec. 30).
- **1965**
- E.L. "Curly" Lambeau, Packers' founder and first coach, dies at age 67 (June 1); stadium renamed Lambeau Field (Sept. 11).
  - Packers defeat Baltimore Colts, 13-10, at Green Bay in sudden-death Western Conference playoff (first overtime in team history) on Don Chandler's 25-yard field goal at 13:39 of overtime (Dec. 26).
- **1966**
- After removing four inches of snow at Lambeau Field, Packers beat Cleveland Browns, 23-12, for ninth NFL title (Jan. 2).
- **1967**
- Game-ending end-zone interception by Tom Brown enables Packers to down Cowboys, 34-27, in Dallas for second straight NFL title (Jan. 1, 1967).
  - Packers defeat AFL's Chiefs, 35-10, at Los Angeles in first Super Bowl, (Jan. 15).
  - Packers win "Ice Bowl," edge Cowboys, 21-17, for third consecutive NFL title; Bart Starr's last-minute, 1-yard sneak wins game in minus-13 temperature (Dec. 31).

## 14 TIMES WORLD CHAMPIONS?

The Packers won their first three NFL championships (1929-31) based on the league's final standings. In 1933, the league divided its 10 teams into two divisions and the two winners faced each other to settle the championship.

In 1932, there was an unofficial championship game won by the Chicago Bears, 9-0, over the Portsmouth Spartans. Had the NFL counted ties then like they do now, the Packers would have won a fourth straight title.

Since 1972, ties have counted as a half-win. From 1921-71, ties weren't included in a team's winning percentage.

In 1932, the Chicago-Portsmouth game was counted in the final standings. But had ties counted as a half-win, there would have been no need for an extra game.

	UNDER 1932 RULES			UNDER CURRENT RULES					
Chi. Bears	7	1	6	.875	Green Bay	10	3	1	.750
Green Bay	10	3	1	.769	Portsmouth	6	1	4	.727
Portsmouth	6	2	4	.750	Chi. Bears	6	1	6	.692



▶1968

- Packers beat Oakland, 33-14, in second Super Bowl at Miami, (Jan. 14); contest is first-ever \$3 million gate.
- Lombardi steps down as Packers head coach, stays as general manager; Phil Bengtson named coach (Feb. 1).

▶1969

- Lombardi resigns to become part-owner, executive vice president and head coach of Washington Redskins (Feb. 5); Bengtson named Packers' GM.

▶1970

- Lombardi dies at age 57 (Sept. 3).
- Bengtson resigns (Dec. 21).

▶1971

- Dan Devine, University of Missouri coach, named Packers head coach and general manager (Jan. 14).

▶1972

- Packers win first division title since 1967 (10-4), but lose to Redskins in divisional playoff at Washington, 16-3 (Dec. 24).

▶1974

- Devine resigns (Dec. 16), following 5-7-2 mark in 1973 and 6-8-0 in 1974.
- Bart Starr, who quarterbacked Packers to five NFL titles in seven years during 1960s, named head coach and GM (Dec. 24).

▶1982

- Judge Robert J. Parins elected Packers president (May 31), succeeding Dominic Olejniczak, becoming first full-time chief executive in team's history.
- Packers build 55,000-square-foot indoor facility.

▶1983

- Packers make playoffs for first time since 1972, defeat St. Louis in first round (41-16, Jan. 8, 1983) before losing to Dallas (37-26, Jan. 16).
- Starr released as head coach (Dec. 19).
- Former Packers great Forrest Gregg named head coach (Dec. 24), agreeing to five-year contract.

▶1985

- Packers build 72 private boxes at Lambeau Field, increasing stadium seating capacity to 56,926.

▶1986

- Packers report first \$2 million annual profit in their history (\$2,029,154).
- Green Bay Packers Foundation, vehicle to assure continued contributions to charity, established (Dec. 30).

▶1987

- Fred N. Trowbridge, longtime Packers treasurer and executive committee member, dies (March 14).
- Packers report first-ever \$3 million profit (\$3,018,000).

▶1988

- Gregg resigns to become head coach at alma mater, Southern Methodist University (Jan. 15).
- Lindy Infante, Browns offensive coordinator, named Packers head coach, agreeing to five-year contract (Feb. 3).

▶1989

- Judge Robert J. Parins retires as president of Packers Corporation, elected honorary chairman of the board (June 5).
- Bob Harlan elected president and chief executive officer of Packers Corporation, succeeding Judge Parins (June 5).
- Packers announce plans for construction of 1,920 club seats – a "first" for Lambeau Field – in south end zone, and 36 additional private boxes, at projected cost of \$8,263,000 (Aug. 22).

▶1990

- Packers extend Infante's contract two years – through the 1994 season (Jan. 16).

▶1991

- Michael R. Reinfeldt, former Pro Bowl safety and Los Angeles Raiders executive, becomes Packers' first chief financial officer (Jan. 7).
- Names of Packers' Pro Football Hall of Famers placed on walls of Lambeau Field's private boxes with team's championship years emblazoned in the south end zone.
- Tom Braatz, executive vice president of football operations, relieved of his duties (Nov. 20).
- Ron Wolf, N.Y. Jets director of player personnel and veteran of 29 years as pro football scout and executive, named executive vice president and general manager by Harlan, with full authority over Packers' football operation (Nov. 27).
- Infante relieved as head coach by Wolf (Dec. 22).



Wolf

▶1992

- Mike Holmgren, offensive coordinator of San Francisco 49ers, named by Wolf as the 11th head coach in Packers history (Jan. 11).
- Wolf deals first-round draft pick to Atlanta for quarterback Brett Favre (Feb. 11).
- Holmgren becomes only third head coach in Packers history to have winning record in his first season (9-7).

▶1993

- Packers sign most sought-after free agent, Reggie White (April 8).
- Treasurer John R. Underwood reports then-record corporation profit of \$4.96 million before booking of \$4.1 million for share of NFL litigation with players (May 26).
- New 20,500-square-foot addition to Packers' training quarters, housing 84-by-70 foot gymnasium and new PR and marketing offices, completed in July.
- LeRoy Butler invents "Lambeau Leap" and Packers shut out Los Angeles Raiders, 28-0, in minus-22 degree wind chill, gain playoff berth for first time since 1982 (Dec. 26).

▶1994

- Packers defeat Detroit Lions in NFC Wild Card contest, 28-24, for first postseason victory since January 1983 (Jan. 8).
- Packers extend contract of Wolf as executive vice president/general manager for three additional years, through 1999 (March 31).
- Harlan announces plans to construct 90 additional private boxes and auxiliary press box in Lambeau Field's north end zone in 1995 (April 21).
- The Don Hutson Center, Packers' new, \$4.67 million indoor practice facility, dedicated (July 18).
- Harlan announces that, beginning with 1995 season, Packers will leave Milwaukee and play their entire 10-game home schedule at Green Bay's Lambeau Field (Oct. 12).
- Packers end 62-year Milwaukee stay on winning note, beating Atlanta at County Stadium, 21-17 (Dec. 18).
- Mounting 28-6 halftime lead, Packers top Tampa Bay, 34-19, qualify for NFL playoffs for second year in a row. In progress, close season with 9-7 record, thus posting third consecutive winning campaign for first time since 1965-67 (Dec. 24).
- Packers defeat Detroit in NFC Wild Card game, 16-12, recording franchise's 15th postseason win (Dec. 31).



Hutson

▶1995

- Injured WR Sterling Sharpe, Green Bay's career receptions leader at the time, is released "with reluctance" (Feb. 28).
- Construction of 90 additional private boxes in Lambeau Field's north end zone is completed (August).
- Packers defeat Pittsburgh Steelers, 24-19, at Lambeau Field in regular-season finale (Dec. 24), clinch first NFC Central Division championship since 1972.
- Packers beat Falcons, 37-20, in NFC Wild Card game, maintain team's perfect (9-0) home playoff record (Dec. 31).

▶1996

- Packers stun defending Super Bowl champion San Francisco, 27-17, in Divisional playoff at 49ers' 3Com Park (Jan. 6).
- Treasurer John R. Underwood reports then-record organization profit of \$5,440,628 at annual stockholders' meeting (May 29).

1976 ALL-TIME TEAMS

IRON MAN ERA TEAM

Don Hutson.....	End	Milt Gantenbein.....	End
Robert "Cal" Hubbard.....	Tackle	Mike Michalske.....	Guard
Charley Brock.....	Center	Charles "Buckets" Goldenberg.....	Guard
Buford "Baby" Ray.....	Tackle	Larry Craig.....	Blocking Back
Johnny Blood.....	Halfback	Tony Canadeo.....	Halfback
Clarke Hinkle.....	Fullback		

MODERN ERA TEAM

Offense	Defense
Boyd Dowler... Wide Receiver	Willie Davis..... End
Bob Skoronski..... Tackle	Henry Jordan..... Tackle
Fred "Fuzzy" Thurston... Guard	Dave Hanner..... Tackle
Jim Ringo..... Center	Lionel Aldridge..... End
Jerry Kramer..... Guard	Dave Robinson..... Left LB
Forrest Gregg..... Tackle	Ray Nitschke..... Middle LB
Ron Kramer..... Tight End	Fred Carr..... Right LB
Max McGee..... Wide Receiver	Herb Adderley..... Left CB
Bart Starr..... Quarterback	Bob Jeter..... Right CB
Paul Hornung... Running Back	Willie Wood..... Safety
Jim Taylor..... Running Back	Bobby Dillon..... Safety

Specialists: Punter – Dick Deschaine, Kicker – Don Chandler  
*Iron Man and Modern Era teams chosen by vote of fans from 29 states in 1976 Packers game program poll*



## PACKERS' EARLY COACHES

On Aug. 14, 1919, three days after the Packers were organized, Curly Lambeau was chosen team captain, a position at the time that might have carried as much if not more responsibility than coach.

While Lambeau served as captain of the Packers from 1919-21, three other men held the title of coach during those seasons.

**Willard J. "Bill" Ryan (1919)** – A native of Washburn, Wis., Ryan doubled as coach of the Packers and Green Bay West High School.

**Maurice "Jack" Dalton (1920)** – A product of Janesville (Wis.) High School, Dalton also doubled as coach of the Packers and Green Bay West High School.

**Joseph Merrill "Joe" Hoeffel (1921)** – Hoeffel was listed as coach of the Packers in their first NFL season. After starting at Green Bay East High School, Hoeffel played end on the University of Wisconsin's unbeaten Big Ten champions of 1912 and was named to the second team on renowned football authority Walter Camp's All-American team. Hoeffel also coached Lambeau at East High in 1916.

- Packers complete \$4 million Lambeau Field project in August, installing second replay board and two new scoreboards to fully enclose stadium.
- Design of a stamp bearing likeness of Lombardi is unveiled in Lambeau Field (Nov. 3).
- Packers clinch second consecutive NFC Central Division championship with 41-6 victory over Denver (Dec. 8).

### ► 1997

- Packers vanquish 49ers, 35-14, in NFC Divisional playoff at Lambeau Field (Jan. 4).
- Packers beat Carolina Panthers in NFC Championship Game, 30-13, earn first Super Bowl trip since 1967 (Jan. 12).
- Packers defeat New England Patriots, 35-21, in Super Bowl XXXI at Louisiana Superdome in New Orleans (Jan. 26), claim 12th NFL title.
- With wind chill registering a frigid 0 to 10 degrees below zero during three-hour parade through city, an estimated 200,000 enthusiastic fans welcome Packers home from Super Bowl victory. Another 60,000 jam Lambeau Field for official program hauling the world champions (Jan. 27).
- Packers extend contract of Wolf as executive vice president/general manager for three additional years, through 2002 (April 8).
- Underwood reports, at annual shareholders' meeting, then-record net income for Packers Corporation of \$5,877,061 for fiscal 1996 (May 28).
- Work completed on installation of new playing surface, including modern heating and irrigation systems, at Lambeau Field (June 15).
- Don Hutson, most-feared pass receiver in pro football history, dies at age 84 (June 26).
- Packers establish own website, www.packers.com (July 23).
- Packers' two practice fields are named Clarke Hinkle Field and Ray Nitschke Field in honor of two of team's Pro Football Hall of Fame members, Wolf announces (July 24).
- Favre signs seven-year contract, longest in Packers history, and one making him – at time of signing – highest-paid player in history of pro football (July 25).
- Gross Avenue in Village of Ashwaubenton is renamed and dedicated as Holmgren Way in honor of Packers head coach (Aug. 17). Street, poetically, intersects Lombardi Avenue.
- At a special meeting, Packers shareholders approve the issuance of additional stock for first time since 1950 (Nov. 13), with offering of 400,000 shares at \$200 per share.
- Packers' designated national clearinghouse receives 55,000 phone calls concerning new stock issue within 24 hours following announcement of sale (Nov. 14).
- Packers clinch postseason berth for record fifth straight year (Dec. 1) with 27-11 victory over Minnesota Vikings.
- Packers capture third consecutive NFC Central Division title via 17-6 victory over Buccaneers in Tampa (Dec. 7), earn first-round bye in playoffs and right to host Divisional playoff.

### ► 1998

- Gaining berth in NFC Championship for third straight year, Packers defeat Tampa Bay, 21-7, in Divisional playoff (Jan. 4).



- Packers earn second consecutive trip to the Super Bowl with 23-10 victory over 49ers at San Francisco in NFC Championship Game (Jan. 11).
- Last-minute drive falls short of tie, Packers lose to Denver Broncos, 31-24, in Super Bowl XXXII at San Diego (Jan. 25). Record, worldwide audience of 800 million, in 147 countries, views game on TV.
- More than 25,000 fans turn out in Lambeau Field to welcome Packers home from Super Bowl XXXII (Jan. 27).
- Legendary linebacker Ray Nitschke, a member of Pro Football Hall of Fame, dies in Florida at age 61 (March 8).
- Harlan announces that stock sale, which ended March 16, yielded nearly 106,000 new shareholders, more than \$24 million (March 17).
- With huge increase in number of "owners," Packers make corporate history, hold shareholders' meeting in Lambeau Field for first time (July 8). Record crowd of 18,707 attends. For third consecutive year, Underwood reports then-record net income for Packers Corporation, \$6,718,628 for fiscal 1997.
- Packers travel to Japan, the team's first trip overseas in its 80-year history, defeat Kansas City Chiefs, 27-24, in overtime, in American Bowl game at Tokyo Dome (Aug. 22).
- Packers extend regular-season, home-field winning streak to club-record 25 games – the second-longest streak in NFL history – with 23-15 win over Tampa Bay (Sept. 13).
- Home-field winning streak ends at 25 against Minnesota, 37-24, on rainy Monday night (Oct. 5).
- Packers clinch playoff berth for team-record sixth consecutive season (Dec. 19).

### ► 1999

- Favre engineers 89-yard drive to give Packers 27-23 lead with 1:56 left in NFC Wild Card playoff at San Francisco, but 49ers score with three seconds left to win, 30-27 (Jan. 3).
- Holmgren resigns to become executive vice president of football operations/general manager/head coach of Seattle Seahawks (Jan. 8).
- Ray Rhodes, former Eagles head coach and ex-Green Bay defensive coordinator, named Packers' 12th head coach (Jan. 11).
- John M. Jones named senior vice president of administration, succeeding Michael Reinfeldt (Feb. 10).
- Reggie White, a Pro Bowl selection for record 13 consecutive years, announces retirement, ending one of the most distinguished playing careers in NFL history (Feb. 15).
- Lambeau Field named by *Sports Illustrated* in June as the eighth-best venue in the world to watch sports, the only NFL stadium to make the publication's list of 20.
- Largest crowd ever to see Packers play a game in Wisconsin, 78,184, watches Green Bay defeat Denver, 27-12, in preseason contest at Camp Randall Stadium in Madison, Wis. (Aug. 23).
- White, the sure-fire Hall of Fame defensive end who played six distinguished seasons for the Packers from 1993-98, is honored at halftime of nationally televised game with Tampa Bay. An emotional White tells the crowd, "I have been honored and privileged to have been a Packer, and I will always be a Packer" (Oct. 10).

### ► 2000

- Wolf relieves Rhodes as head coach (Jan. 3).
- Mike Sherman, Seattle offensive coordinator and 21-year coaching veteran, named 13th head coach in Packers history by Wolf (Jan. 18).
- Packers president Bob Harlan announces plans for proposed \$295 million redevelopment of Lambeau Field (Jan. 22).
- Gov. Tommy Thompson, at Lambeau Field, signs state legislature's stadium renovation bill into law, making possible a 0.5 percent sales tax to fund \$160 million in construction bonds or loans for redevelopment of Lambeau Field (May 13).
- Organization suffered \$419,000 operating loss for fiscal 1999, Underwood reports at annual shareholders' meeting (July 12).
- By a margin of 53-47 percent, Brown County voters approve a referendum establishing half-cent-per-dollar sales tax to help fund the redevelopment of Lambeau Field (Sept. 12).
- Design for new Green Bay Packers license plate, to be available early in 2001, is unveiled by Gov. Thompson at Lambeau Field (Oct. 15).

### ► 2001

- Green Bay/Brown County Professional Stadium District Board approves new Lambeau Field lease agreement between district, Packers and the city of Green Bay; primary term of lease is to run 30 years after opening of the redeveloped stadium in 2003 (Jan. 3).
- Harlan names Sherman to succeed Wolf as GM (Feb. 1).
- Al Tremblé, the only video director in team history, announces his retirement, effective July 15, after 34 years (Feb. 13).



Sherman



The Packers hosted the NFL's first Monday Night Football game after the Sept. 11 attacks.

- Favre signs a "lifetime" contract, with intention that he will finish his playing career with team (Feb. 28).
- Sherman names Mark Hatley as vice president of football operations (May 17).
- Packers, with help of Gov. Scott McCallum, stage ceremonial groundbreaking ceremony in stadium for Lambeau Field redevelopment project (May 19).
- NFL unanimously approves \$13 million loan to Packers for use in financing the Lambeau Field redevelopment (May 23).
- Wolf retires as executive vice president and general manager, a position he had held since 1991 while leading the Packers to Super Bowl heights (June 1).
- Packers host first Monday night game after Sept. 11 attacks; American flag is held by Wisconsin police and firefighters, and members of both teams (Sept. 24).

### ► 2002

- Packers defeat 49ers, 25-15, in NFC Wild Card game (Jan. 13).
- Team stung in Divisional playoff at St. Louis, 45-17 (Jan. 20).
- Packers Foundation reaches \$1 million mark in grants (May 1).
- Packers football operations move into new offices, locker room and team facilities (July 15).
- New Packers Pro Shop opens at corner of Lambeau Field Atrium (July 27).
- "Under construction" Lambeau Field hosts first organized game, preseason contest vs. Cleveland, with new private boxes, press box and concourses (Aug. 26).
- Team clinches inaugural NFC North championship, in 30-20 win over Chicago, with four games left (Dec. 1).

### ► 2003

- Team sustains first-ever home playoff loss, to Atlanta (Jan. 4).
- At annual shareholders' meeting, Underwood announces after-tax operating profit of \$15.5 million for 2002-03 fiscal year, allowing team to build its corporate reserve fund to \$58 million, the safety net for a publicly owned team without a billionaire owner (July 15).
- Spectacular 14-foot statues of Lambeau and Lombardi unveiled in plaza outside Atrium (Aug. 27).
- Team names same plaza after Robert E. Harlan (Sept. 2).
- Starr and Wolf dedicate stunning new Packers Hall of Fame (Sept. 4).
- Legendary players return to Green Bay, reenact Starr's Ice Bowl sneak, in "Rebirth of a Legend" event (Sept. 6).
- Two middle-school students and a host of dignitaries, including Commissioner Paul Tagliabue, rededicate Lambeau Field at halftime of season opener, Vikings spoil day, 30-25 (Sept. 7).
- Running backs coach Sylvester Croom becomes the Southeastern Conference's first-ever black head football coach, taking over Mississippi State program (Dec. 2).
- Ahman Green breaks Jim Taylor's single-season franchise rushing mark, and Ryan Longwell breaks Hutson's Packers career scoring record, at San Diego (Dec. 14).
- At Oakland (Dec. 22), Favre authors one of his finest career games, throwing for 399 yards and four TDs, in Monday night win, little more than 24 hours after his father's death.
- After winning seven of last nine to keep pace, Packers capitalize on miraculous Minnesota loss at Arizona, clinch last-minute playoff berth and NFC North title, with win vs. Denver (Dec. 28).

### ► 2004

- Al Harris' interception return in overtime wins NFC Wild Card playoff vs. Seattle (Jan. 4).
- Inches from the NFC championship, Packers sustain heartbreaking, 20-17 overtime loss at Philadelphia (Jan. 11).
- Packers name Lee Remmel team historian (Feb. 19).
- Hatley, vice president of football operations, dies suddenly of heart failure (July 26).



- Underwood announces after-tax operating profit of \$20.8 million for 2003-04 fiscal year at annual shareholders' meeting (July 28). Team's then-record financial success, derived in part from the new Lambeau Field Atrium and an increase in stadium capacity of more than 7,000 over the prior year, ups corporation reserve fund to \$84.5 million.
- John "Red" Cochran, who served organization for 42 years as an assistant coach and scout - and still was scouting for team - passes away at age 82 (Sept. 5).
- Packers clinch third straight NFC North title on last-second Longwell field goal, win at Minnesota, 34-31 (Dec. 24).
- White, who helped return glory to Titletown during 1990s, passes away in North Carolina (Dec. 26). Packers fly contingent of roughly 50 to funeral services, apply "92" decal to helmets.

### ► 2005

- Minnesota Vikings, swept by the Packers in the regular season, stun Green Bay in NFC Wild Card playoff at Lambeau Field, 31-17 (Jan. 9).
- Harlan names Ted Thompson executive vice president, general manager and director of football operations, with full authority over football decisions. Sherman becomes executive vice president and head coach (Jan. 14).

### PRESS-GAZETTE ALL-CENTURY TEAM, 1999

Don Hutson .....	Player of Century		
Vince Lombardi .....	Coach of Century		
<b>Offense</b>		<b>Defense</b>	
Bart Starr .....	Quarterback	Cal Hubbard .....	Lineman
Jim Taylor .....	Fullback	Reggie White ..	Defensive End
Paul Hornung .....	Halfback	Willie Davis ..	Defensive End
Don Hutson .....	Receiver	Henry Jordan ..	Defensive Tackle
James Lofton .....	Receiver	Ray Nitschke ..	Linebacker
Sterling Sharpe .....	Receiver	Dave Robinson ..	Linebacker
Forrest Gregg .....	Tackle	Fred Carr .....	Linebacker
Cal Hubbard .....	Tackle	Herb Adderley ..	Cornerback
Gale Gillingham .....	Guard	Willie Buchanon ..	Cornerback
Jerry Kramer .....	Guard	Bobby Dillon .....	Safety
Jim Ringo .....	Center	Willie Wood .....	Safety
<b>Special Teams</b>			
Travis Williams .....	Kick Returner		
Billy Grimes .....	Punt Returner		
Chris Jacke .....	Kicker		
Craig Henrich .....	Punter		

- First annual Green Bay Packers Fan Fest in Lambeau Field Atrium is an extraordinary success. Favre kicks off the weekend by officially announcing his return for a 15th season (March 11-13).
- The Packers and American Family Insurance announce a joint effort, through sales of a pink Packers breast cancer cap, to promote breast cancer awareness, raise funds to support those afflicted and sustain research (July 7). With goal of \$100,000, effort tops \$1 million.
- At annual shareholders' meeting (July 27), treasurer Larry Weyers reports record \$25.4 million profit from operations during 2004-05 fiscal year. Team also establishes the Packers Franchise Preservation Fund (PFPF), formerly the corporate reserve.
- Believed to be first time in broadcast history that an NFL practice is televised to a national audience, Packers and Bills culminate two days of combined workouts with annual Family Night scrimmage on NFL Network (Aug. 5).
- For just the fifth time in their rich history, Packers retire a uniform number, the late Reggie White's No. 92 (Sept. 18).



**92**  
**REGGIE WHITE**



## ► 2006

- One day after a 23-17 win over Seattle finalizes the Packers' first losing season since 1991, GM Thompson dismisses Sherman (Jan. 2).
- After a thorough and exhaustive nine-day search, Thompson names Mike McCarthy the Packers' 14th head coach (Jan. 12).
- Lambeau Field hosts the Frozen Tundra Classic, a collegiate hockey game in which eventual national champion Wisconsin defeats Ohio State, 4-2. The event draws 40,890, a virtual sellout and the fourth-largest crowd at the time to see an outdoor hockey game (Feb. 11).
- At team's quarterly board meeting, Harlan formally becomes chairman and chief executive officer and Jones becomes president and chief operating officer (May 31).
- Annual shareholders' meeting moves back to Lambeau Field; Weyers reports \$18 million profit from operations during 2005-06 fiscal year, saying Packers have moved to franchise-high seventh place in NFL team revenue rankings (July 19).
- White, a perennial All-Pro and then the team's career sacks leader, becomes Packers' 21st representative in Pro Football Hall of Fame, receiving induction on first ballot (Aug. 5).

## ► 2007

- Work begins on Lambeau Field's new playing surface, a project that will equip the hallowed ground with the latest technology, DD GrassMaster. A natural-grass surface, reinforced with man-made fibers, is installed on top of drainage and heating system (Jan. 10).
- Team promotes Vicki Vannieuwenhoven to vice president of finance and Jason Wied to vice president of administration/corporate counsel (April 3).
- Team announces plans to celebrate 50th anniversary of Lambeau Field, the NFL's longest-tenured facility. An anniversary logo is created to mark the occasion with plans to feature it prominently, including on uniforms and on the field (May 15).
- The Executive Committee announces that John Jones, president and COO, has taken a leave of absence for personal reasons (May 26).
- At team's quarterly meeting, the board of directors unanimously supports a move that will allow Bob Harlan, then chairman of the board, to serve as the Packers' principal executive officer despite having reached the mandatory retirement age of 70 (May 30).
- The Executive Committee formally accepts resignation of Jones, who cites health concerns as reason for departure. A search committee for a new president and CEO, consisting of members of the Executive Committee and board of directors, is formed (July 20).
- At annual shareholders' meeting, treasurer Weyers reports \$22 million profit for 2006-07 fiscal year and a \$10 million boost to PFFP, now at \$125.5 million (July 25).



- For the first time since Aug. 5, 1961, Packers hold training camp practice at City Stadium, with nearly 3,500 in attendance (July 31).
- Favre throws his 421st career touchdown pass in victory at Minnesota, breaking Dan Marino's NFL career record (Sept. 30).
- Packers clinch first NFC North title and first playoff berth since 2004 with win over Oakland (Dec. 9).
- Board of Directors unanimously elects Mark H. Murphy as Packers' new president and CEO. Schedule is established for Harlan to remain as chairman through end of football season, when he then becomes chairman emeritus and Murphy officially assumes role as top executive (Dec. 3).
- Team historian Lee Rummel announces his retirement, effective at the end of the calendar year, ending 62-year association with organization as a sportswriter and member of front

office (Dec. 12).

## ► 2008

- GM Thompson signed to new five-year contract (Jan. 7).
- Packers overcome early 14-point deficit to defeat Seattle, 42-20, in NFC Divisional playoff at snow-covered Lambeau (Jan. 12).
- In third-coldest game in league championship history, with minus-1 temperature and minus-23 wind chill at kickoff, quest for fifth Super Bowl berth comes up agonizingly short with 23-20 overtime loss to eventual champion N.Y. Giants (Jan. 20).
- McCarthy signed to new five-year contract (Feb. 5).
- In awarding annual grants through Packers Foundation, franchise announces a comprehensive charity impact of more than \$5 million in the past year (Feb. 19).
- Favre, owner of NFL career records for pass attempts, completions, yards and touchdowns, and the team's starting quarterback for the past 253 games (275 including playoffs), announces his retirement in a formal press conference at Lambeau Field (March 6).
- At annual shareholders' meeting, treasurer Weyers reports \$23.4 million profit for 2007-08 fiscal year and a \$2 million boost to PFFP, now at \$127.5 million (July 24).
- Favre un-retires and is reinstated to roster by NFL commissioner Roger Goodell (Aug. 4), then traded to N.Y. Jets (Aug. 6).
- Aaron Rodgers becomes first quarterback other than Favre to start a Packers game since Sept. 27, 1992 (Sept. 8).

## ► 2009

- One week following conclusion of 6-10 season, McCarthy dismisses six assistant coaches (Jan. 5).
- Shawn Sloucum promoted to special teams coordinator (Jan. 15), Dom Capers hired as new defensive coordinator (Jan. 19), and rest of coaching staff is filled out (Feb. 3).
- Packers select Boston College NT B.J. Raji with the No. 9 overall pick in the NFL Draft and trade up to select Southern California LB Clay Matthews at No. 26, the first time since 1993 the Packers bring in two first-round draft choices (April 25).
- At annual shareholders' meeting, treasurer Weyers reports \$4 million profit for 2008-09 fiscal year with PFFP remaining at \$127.5 million (July 30).
- Packers dedicate renovated Nitschke Field as primary training-camp facility, welcoming overflow crowd of approximately 2,100 for first practice. Permanent bleachers are installed, and a portion of the new field is heated for late-season use (Aug. 1).



- WR Donald Driver breaks Sharpe's franchise record for career receptions (Oct. 18).
- Favre, now with Minnesota, plays first game against Green Bay (Oct. 5) and first game at Lambeau Field as member of visiting team (Nov. 1).
- Green breaks Taylor's franchise record for career rushing yards (Nov. 8).
- 2010
- Defense finishes season first in the NFL against the run for the first time in team history, setting a franchise record for rushing yards allowed per game. Offense sets franchise record for points in one season, surpassing 1996 Super Bowl-winning team (Jan. 3).

Community

Admin. &amp; Coaches

Veterans

Draft &amp; Free Agents

2017 Review

Chronology

Lambeau Field

Misc.



- In highest-scoring postseason game in NFL history, Packers fall, 51-45, in overtime at Arizona in NFC Wild Card playoff (Jan. 10).
- In awarding annual grants through Packers Foundation, franchise announces a comprehensive charity impact of more than \$4 million in the past year (Feb. 22).
- At annual shareholders' meeting, treasurer Weyers reports \$5.2 million profit for 2009-10 fiscal year with PFPF remaining at \$127.5 million (July 29).
- Five players are named to the Pro Bowl roster for the NFC (Dec. 28). After the addition of three alternates later in the process, the Packers are represented by eight players on the all-star team, the franchise's most since 1967.
- Packers win final two regular-season games to finish 2010 with a 10-6 record, securing the sixth and final playoff berth in the NFC. The six regular-season losses come by a combined 20 points, and Green Bay becomes the first team since the AFL-NFL merger in 1970 to not trail a game by more than seven points in an entire season.

## ►2011

- Team opens playoffs on the road at hostile Philadelphia in the Wild Card round, containing the Eagles' powerful offense en route to a 21-16 victory, Rodgers' first playoff win as a starter (Jan. 9).
- The Packers travel to Atlanta to face the NFC's top-seeded Falcons just six days later for NFC Divisional matchup. Green Bay routs Atlanta by a score of 48-21, the second-largest margin of victory in team playoff history (Jan. 15).
- Packers complete their road playoff march by making the short trek to Chicago to face division-rival Bears in the NFC Championship Game (Jan. 23). Just the second postseason meeting in the history of the two franchises, the Packers win, 21-14, punching their ticket to Super Bowl XLV in North Texas.
- In the organization's fifth-ever Super Bowl appearance, the Packers square off with the AFC's Pittsburgh Steelers at Cowboys Stadium in Arlington, Texas (Feb. 6).
- Rodgers throws for 304 yards and three scores with no INTs, earning game MVP honors, and the defense forces three turnovers, including an interception return for a touchdown by safety Nick Collins late in the opening quarter. A fourth-down stop on the Steelers' final possession seals the 31-25 win and gives the franchise its record 13th world championship and fourth Super Bowl title.



- On the day following their return from Texas, the Packers are met by more than 56,000 fans inside the bowl at Lambeau Field for the team's "Return to Tittletown" celebration. A frigid afternoon, temperatures range in the single digits with wind chills below zero (Feb. 8).
- Packers sign Thompson to multi-year contract extension to continue serving as executive vice president, general manager and director of football operations (Feb. 11).
- Packers sign McCarthy to multi-year contract extension to continue serving as the team's head coach (March 4).
- Team announces that it has begun installation of a new distributed sound system throughout Lambeau Field that will be operational in time for the 2011 season (April 27).
- Separated by the bounds of an ongoing labor negotiation between club owners and players, the Packers are granted a one-night exemption by the NFL and convene to receive their Super Bowl XLV championship rings at a private ceremony inside the Lambeau Field Atrium (June 16).
- At annual shareholders' meeting, treasurer Weyers reports \$17.1 million profit for 2010-11 fiscal year with PFPF remaining at \$127.5 million (July 28).
- Continuing the custom for reigning champions in professional sports, team travels to Washington, D.C., to tour the White House and be recognized by President Barack Obama, whom they present with a Packers jersey and a share of the franchise's common stock (Aug. 12).
- Organization announces plans for an expansion project at the stadium, highlighted by the addition of 6,700 seats to the south end of the bowl and new entrance gates behind both the north and south



end zones. Plans also include the installation of high-definition video boards and new elevator shafts on each side (Aug. 25).

- Packers start the season victorious in the league-opening Thursday night contest at Lambeau Field against the New Orleans Saints (Sept. 8), kick-starting a franchise single-season record 13-game winning streak to open the 2011 campaign. Combined with the six wins that closed out 2010, the 19-game winning streak marks the second longest in NFL history (including playoffs).
- By virtue of a last-second, 38-35 victory at the N.Y. Giants in Week 12, and the Detroit Lions' loss to New Orleans in a Sunday night contest, the Packers clinch the NFC North division title, the franchise's first since the 2007 season (Dec. 5).
- Organization announces the fifth stock offering of its 92-year history, initially offering 250,000 shares at \$250 per share (Dec. 6).
- Rodgers is named the NFC's Pro Bowl starter after leading the offense to 560 points, the third most in league history, and setting franchise records for passing yardage, touchdowns, completion percentage and yards per attempt (Dec. 27).

## ►2012

- Coming off a first-round bye, the Packers fall victim to four costly turnovers and lose to the Giants in an NFC Divisional contest, 37-20 (Jan. 15).
- Rodgers is voted the NFL's Most Valuable Player by *The Associated Press* and is presented the award at the NFL Honors ceremony (Feb. 4).
- In awarding annual grants through the Packers Foundation, franchise announces a comprehensive charity impact of more than \$6 million in the past year (Feb. 21).
- Stock sale concludes after an additional offering in Canada. In total, more than 268,000 shares are sold, netting the organization \$67 million to put toward a \$143 million stadium construction project that will include the addition of 6,700 more seats, new high-definition video scoreboards and two new gates on the exterior (March 1).
- At annual shareholders' meeting, treasurer Mark McMullen reports \$42.7 million profit for 2011-12 fiscal year with corporate reserves in a strong position to support the franchise (July 24).
- Team clinches second consecutive NFC North championship with 21-13 victory at Chicago, the first back-to-back division titles for Green Bay since 2002-04 (Dec. 16).
- Three players are named to the Pro Bowl, including Rodgers as the NFC's starter for the second consecutive season, and Matthews, who becomes the first player in franchise history to earn the distinction in each of his first four seasons in the league (Dec. 26). Following the addition of alternates, four players are ultimately chosen to represent the club in the annual all-star game.



## ►2013

- Owners of the No. 3 seed in the NFC playoff bracket, the Packers win a home playoff game for the first time since 2007, defeating the division-rival Minnesota Vikings, 24-10, in a Wild Card matchup at Lambeau Field (Jan. 5).
- Plans are announced regarding completion of the final phase of 2011 renovation project. Upgrades include new on-site locations for the Packers Pro Shop, restaurant and the Packers Hall of Fame, in addition to an enhancement of the Oneida Nation Gate on the east side of the stadium (Jan. 8).
- In an NFC Divisional contest at San Francisco, the Packers fall to the 49ers, 45-31 (Jan. 12).
- Former LB Dave Robinson becomes the 22nd member of the Packers to gain entry into the Pro Football Hall of Fame after being voted in as a senior candidate (Feb. 2).
- Driver retires as the team's all-time leader in both receptions (743) and receiving yards (10,137) in a ceremony in front of more than 1,000 fans on the floor of the Lambeau Field Atrium (Feb. 6).
- Organization announces long-term contract extensions for both Matthews (April 17) and Rodgers (April 26).





- At annual shareholders' meeting, treasurer Mark McMullen reports \$43.1 million profit for 2012-13 fiscal year with corporate reserves rising to \$250.6 million (July 24).
- The first phase of a two-phase stadium project is completed, which includes the south end-zone expansion as well as sound and video upgrades. Season-ticket holders sit in their new seats for the first time at the preseason opener vs. Arizona (Aug. 9).
- Former K Ryan Longwell, the all-time leading scorer in franchise history, retires with the Packers (Aug. 12).
- Packers board of directors member Thomas Olejniczak elected to Executive Committee (Oct. 23) after member Edward Martin resigns from the Packers board (Sept. 27).
- After winning three of their last four games, Packers clinch playoff berth and third straight NFC North title, with win at Chicago (Dec. 29).

#### ►2014

- In subzero weather, Packers face 49ers in NFC Wild Card game and fall short, 23-20, marking the second year in a row San Francisco ends their season (Jan. 5).
- Team promotes Nicole Ledvina to vice president of human resources (Jan. 21). Craig Benzel is promoted to vice president of sales and business development (May 12) and Gabriele Valdez Dow is hired as vice president of marketing and fan engagement (May 12).
- Veteran, award-winning journalist Cliff Christi named team historian (Feb. 4).
- Harlan Plaza rededicated after renovating the front of the stadium (July 9).
- New 21,500-square-foot Packers Pro Shop opens (July 17).
- At annual shareholders' meeting, treasurer Mark McMullen reports \$25.3 million profit for 2013-14 fiscal year (July 24).
- GM Thompson signs new multi-year contract (July 30).
- McCarthy signs new multi-year contract (Nov. 3).
- Legendary guard Fuzzy Thurston passes away at age 80 (Dec. 14).
- Packers are one of two teams in the NFL to finish 8-0 at home during the regular season and finish 12-4 overall. Team sets a franchise record by winning its fourth consecutive division title after a victory over the Detroit Lions to end the regular season (Dec. 28).

#### ►2015

- With a first-round bye, the Packers defeat the Dallas Cowboys at Lambeau Field in the NFC Divisional playoffs, 26-21 (Jan. 11).
- In Seattle in the NFC Championship Game, the Packers outplay the Seahawks much of the day but the home team stages a stunning rally to win in overtime, 28-22 (Jan. 18).
- Rodgers earns NFL Most Valuable Player honors by AP for the second time in his career, becoming the eighth player in NFL history to win the award two or more times (Jan. 31).
- Longtime Packers organization member Lee Remmel passes away at age 90 (April 16). Associated with the Packers since the Curly Lambeau era, he retired Dec. 31, 2007, after a 62-year relationship with the franchise.
- Favre is inducted into the Packers Hall of Fame and the sixth uniform number in team history, his No. 4, is officially retired (July 18). Lambeau Field sells out to view the induction and welcome Favre back onto Lambeau Field.
- 1919 Kitchen & Tap, the new Lambeau Field Atrium restaurant, opens. Inspired by the local community and the rich team history, the gastropub is a tribute to the year the team was organized (July 24).
- At annual shareholders' meeting, treasurer Mark McMullen reports \$29.2 million profit for 2014-15 fiscal year (July 28).
- Former Executive Vice President and General Manager Ron Wolf inducted into the Pro Football Hall of Fame as a contributor candidate (Aug. 8).
- Plans are announced for the Tittletown District, a destination area to be created on approximately 34 acres of land west of Lambeau Field (Aug. 20). Targeted completion is set for Fall 2017.
- The new Packers Hall of Fame officially opens (Aug. 21).
- Former Executive Committee treasurer, John Underwood, passes away (Aug. 27).
- Former head coach Lindy Infante passes away at 75 (Oct. 8).
- During halftime ceremonies, Wolf's name is unveiled next to fellow Pro Football Hall of Famers on Lambeau Field's east façade (Nov. 15) and Favre's retired No. 4 is unveiled on the stadium's north façade (Nov. 26).

#### ►2016

- As a No. 5 seed, the Packers win, 35-18, in NFC Wild Card game over the Washington Redskins (Jan. 10) then fall, 26-20, in overtime to the No. 2 seed Arizona Cardinals in the divisional round in Glendale, Ariz. (Jan. 16).
- Packers promote Eliot Wolf to director-football operations and Brian Gutekunst to director of player personnel (March 21).
- Packers promote Jon-Eric Sullivan to director of college scouting (June 16).
- Hinterland breaks ground on its new home as part of the Tittletown District development to the west of Lambeau Field (June 16).
- At annual shareholders' meeting, treasurer Mark McMullen reports

\$48.9 million profit for 2015-16 fiscal year (July 21).

- Favre becomes the 24th member of the Packers inducted into the Pro Football Hall of Fame (Aug. 6).
- Lambeau Field hosts the Lambeau Field College Classic, presented by Carmex, between the LSU Tigers and Wisconsin Badgers (Sept. 3).
- Bellin Health and the Packers break ground on the Bellin Health Sports Medicine Clinic in the Tittletown District (Oct. 6).
- Packers and Johnsonville announce plans for the Johnsonville Tailgate Village to open prior to the 2017 season (Oct. 12).

#### ►2017

- Packers capture their fifth NFC North title in the last six years by beating the Detroit Lions in Week 17 (Jan. 1).
- With their franchise-record eight consecutive playoff berths and as a No. 4 seed, the Packers take down the N.Y. Giants 38-13, at Lambeau Field (Jan. 8), travel to Dallas for the Divisional game and beat the Cowboys, 34-31, with a Mason Crosby 51-yard FG as time expires (Jan. 15). The Atlanta Falcons host the NFC Championship game and give the Packers a 44-21 loss to end the season (Jan. 22).
- Former Executive Committee treasurer Phil Hendrickson passes away at 97 (March 10).
- Judge Robert J. Parins, former Packers president, passes away at 98 (May 27).
- Billy Joel plays concert at Lambeau Field. (June 17).
- At annual shareholders' meeting, treasurer Mark McMullen reports \$72.8 million profit for 2016-17 fiscal year (July 24).
- John Wojciechowski is promoted to director of pro personnel (July 25).
- Packers announce Lambeau Field to host Notre Dame-Wisconsin game in 2020 (Aug. 14).
- Tittletown's park, which includes a plaza, activity area, playground and sports field, opens (Sept. 15).
- The Packers and Microsoft Corp. announce launch of TittletownTech, a one-of-a-kind partnership between the two organizations aimed at boosting economic expansion in Wisconsin's Fox River Valley and beyond by bringing world-class digital innovations and expertise to Green Bay (Oct. 19).
- The Green Bay Packers Foundation distributes \$800,000 in annual grants to 213 civic and charitable groups throughout the state of Wisconsin. Including the annual grants and three \$250,000 impact grants to the Green Bay Area Public School District, CP and Give Big Green Bay, the Foundation's annual total reaches \$1.3 million, a part of the total Packers charity impact in excess of \$8 million in the past year (Dec. 5).
- Winter Jubilee at Tittletown opens, which includes the ice skating rink, 46 Below bistro and Rockwood Terrace (Nov. 30). Skians Hill, a tubing hill 46 feet high and 300 feet from start to finish, opens (Dec. 21).
- Packers finish the 2017 campaign with a 7-9 record, just the third losing season in Green Bay in the last 26 seasons (Dec. 31).

#### ►2018

- Packers announce Ted Thompson will transition to role as senior advisor to football operations (Jan. 2).
- Brian Gutekunst is named the 10th general manager of the Packers and Russ Ball is promoted to executive vice president/director of football operations (Jan. 8).
- Packers promote Ed Polycy to chief operating officer and general counsel (Jan. 17) and promote Jason Wahlers to vice president of communications (Jan. 23).
- Former G Jerry Kramer is elected to the Pro Football Hall of Fame as a senior candidate (Feb. 3).
- Packers launch "100 Seasons" to celebrate the team's 100th season of football, with festivities and special programming planned until the team's birthday on Aug. 11, 2019 (April 9).
- Packers promote Jon-Eric Sullivan to co-director of player personnel, John Wojciechowski to co-director of player personnel and Matt Malaspina to director of college scouting (May 25).





## EARL LOUIS "CURLY" LAMBEAU

Curly Lambeau, a native of Green Bay who first made a name for himself as a star football player at Green Bay East High School, was the guiding force behind the creation of the Green Bay Packers and their improbable survival in the National Football League. Maybe Lambeau's senior class prophecy best explains why he was able to not only persevere but also succeed beyond anyone else's dreams.

"When I get thru (sic) with athletics I'm going out and conquer the rest of the world," Lambeau proclaimed in his school annual.

After graduating from East in 1917, Lambeau waited a year before enrolling at the University of Notre Dame, where he started at fullback as a freshman on Knute Rockne's first team. Shortly after the season ended, Lambeau dropped out of school, fell ill with tonsillitis and eventually

returned to Green Bay, where he took a job with the Indian Packing Co.

As fall approached, Lambeau's only real option for continuing his football pursuits was to join a citywide team, something Green Bay had fielded off and on going back to 1895. Together with George Whitney Calhoun, city editor at the *Green Bay Press-Gazette* who had managed the 1918 city team, they took a lead role in organizing a new, more formidable one.

The first meeting was held Aug. 11, 1919. The second was held Aug. 14, where Lambeau was named captain and Calhoun, manager. Lambeau was 21 years old at the time, and most of his teammates were like him — young, former standouts at either East or West High School.

Indian Packing sponsored the semipro team, and to no one's surprise, Lambeau turned out to be its first star, leading the Packers to a 10-1 record against an independent schedule. In 1920, the Packers again played mostly teams from other Wisconsin and Upper Michigan towns, and Lambeau led them to a 9-1-1 record.

Following the 1920 season, Acme Packing Co. of Chicago purchased Indian Packing, and Lambeau persuaded John and J. Emmett Clair, who were running the plant in Green Bay, to pursue a franchise in what was then the year-old American Professional Football Association. The Clairs agreed and Acme was awarded a franchise Aug. 27, 1921.

From the beginning, thanks in large part to Lambeau's prowess as a passer and all-around back, the Packers were competitive on the field even against the league's best. In the Packers' first league game, Lambeau led a come-from-behind, 7-6 victory over the Minneapolis Marines. The biggest play was a late pass to Buff Wagner that set up the winning touchdown.

In 1922, the APFA became the NFL, and the Packers continued to lure better players — some from big-time college programs, some with pro experience — and steadily improved.

They were 3-2-1 the first year. In their third year, they climbed to 7-2-1. In 1929, they compiled a 12-0-1 record, still the best in Packers history, and won their first of three straight NFL championships.

The Packers faced a greater struggle off the field trying to survive financially, but Lambeau nurtured the franchise in some of those areas, as well.

Both charming and persistent, he was a persuasive recruiter at a time when there was no college draft and all players were free to sign with any team. It also helped that he had a keen eye for talent.

One of only six NFL coaches to win 200 or more regular-season games, he also won a record six NFL championships, tying him with George Halas of the Chicago Bears.

The three straight titles from 1929-31 were decided by the final standings. Under the NFL's playoff system, adopted in 1933, Lambeau won three more in 1936, 1939 and 1944. To this day, more than 90 years later, only twice have teams won three straight NFL crowns: Lambeau's Packers and Vince Lombardi's 1965-67 Packers.

Six of Lambeau's players also have been inducted into the Pro Football Hall of Fame: Cal Hubbard, Mike Michalske, Johnny "Blood" McNally, Arnie Herber, Don Hutson and Tony Canadeo.

Even though Green Bay was the NFL's smallest city from the start, Lambeau endured only one losing season from 1921-47. The Packers finished 5-7-1 in 1933.

But the end was a bitter pill for Lambeau to swallow. After the great Don Hutson retired following the 1945 season, the troubles and rancor within the organization grew exponentially.

The 1946 purchase of Rockwood Lodge, a training quarters located 15 miles northeast of Green Bay, was draining the franchise financially. City Stadium, the Packers' home field since 1925, was structurally and economically obsolete.

Lambeau stubbornly resisted switching from his Notre Dame Box offense to a variation of the T-formation until 1947. He was spending his offseasons in California as pro football was becoming more of a year-round business, something that had become a sore point with the franchise's board of directors. "Lambeau's gone Hollywood," groused board members and fans alike.

On top of it all, there was a new league to contend with, the All-America Football Conference. The price of draft picks and veteran players was shooting skyward as the Packers' finances were dwindling.

In 1948, Green Bay finished with a losing record, 3-9, for only the second time in 28 years. The 1949 season was worse. Lambeau decided to play more of an advisory role and coach from the press box following an opening-day loss to the Chicago Bears, and the Packers dropped to 2-10. They also were forced to play an intrasquad game on Thanksgiving Day to raise enough money to hit the road for their final three games.

The discontent grew.

Before the end of the season there was a movement afoot among Lambeau's enemies on the board to oust him as coach and general manager. He survived a contentious meeting on Nov. 30, 1949, where his future was debated for nearly four hours. But he was losing his power struggle.

On Feb. 1, 1950, Lambeau resigned to become coach of the Chicago Cardinals. In less than two seasons with the Cardinals and two others with the Washington Redskins (1952-53), his record was 17-28-1.

Lambeau died of a heart attack June 1, 1965, at the age of 67. He was inducted into the Pro Football Hall of Fame as a charter member in 1963.

### LAMBEAU AT A GLANCE ...

- Born April 9, 1898, in Green Bay. His father, Marcel, helped with the construction of both the Indian Packing Co. and the fence and bleachers at Hagemeister Park.
- In the fall of 1917, Lambeau planned to play at the University of Wisconsin and the school was anticipating that he'd be a key member of the freshman team, but he never practiced or enrolled at the school.
- In his one season at the University of Notre Dame, Lambeau started in the same backfield as George Gipp.
- From 1919-21, at the same time he was shepherding and playing for the early Packers, Lambeau coached Green Bay East High School. His star player was Jim Crowley, who later coached Vince Lombardi at Fordham University after gaining fame as one of Notre Dame's "Four Horsemen."
- The only coaches in NFL history who have won more regular-season games than Lambeau are Don Shula, George Halas, Bill Belichick and Tom Landry.
- The only coach in NFL history to win as many championships as Lambeau was George Halas. They each won six.

### LAMBEAU'S NATIONAL FOOTBALL LEAGUE CAREER

Year	PLAYING RECORD	—Touchdowns—						
		R	Pa	Rec	PAT	FG	Pts	
1921	Green Bay . . . . .	6	2	1	0	7	3	28
1922	Green Bay . . . . .	8	3	2	0	3	1	*30
1923	Green Bay . . . . .	10	1	3	2	0	0	18
1924	Green Bay . . . . .	11	0	8	1	0	1	**10
1925	Green Bay . . . . .	11	0	5	0	5	1	8
1926	Green Bay . . . . .	12	0	3	0	4	0	4
1927	Green Bay . . . . .	10	2	1	0	0	0	12
1928	Green Bay . . . . .	8	0	1	0	0	0	0
1929	Green Bay# . . . . .	1	0	0	0	0	0	0
<b>Totals (nine years)</b>	<b>. . . . .</b>	<b>77</b>	<b>8</b>	<b>24</b>	<b>3</b>	<b>19</b>	<b>6</b>	<b>110</b>

\*—includes one return touchdown \*\*—includes one extra-point score

Year	COACHING	W	L	T	Pct	Finish	Playoffs
1921	Green Bay	3	2	1	.600	T6-National Football League	-
1922	Green Bay	4	3	3	.571	T7-National Football League	-
1923	Green Bay	7	2	1	.778	3-National Football League	-
1924	Green Bay	7	4	0	.636	6-National Football League	-
1925	Green Bay	8	5	0	.615	9-National Football League	-
1926	Green Bay	7	3	7	.500	5-National Football League	-
1927	Green Bay	7	2	1	.778	2-National Football League	-
1928	Green Bay	6	4	3	.600	4-National Football League	-
1929	Green Bay#	12	0	1	1.000	1-National Football League	-
1930	Green Bay#	10	3	1	.769	1-National Football League	-
1931	Green Bay#	12	2	0	.857	1-National Football League	-
1932	Green Bay	10	3	1	.789	2-National Football League	-
1933	Green Bay	5	7	1	.417	3-NFL Western Division	-
1934	Green Bay	7	6	0	.538	3-NFL Western Division	-
1935	Green Bay	8	4	0	.667	2-NFL Western Division	-
1936	Green Bay#	10	1	1	.909	1-NFL Western Division	1-0
1937	Green Bay	7	4	0	.636	2-NFL Western Division	-
1938	Green Bay	8	3	0	.727	1-NFL Western Division	0-1
1939	Green Bay#	9	2	1	.818	1-NFL Western Division	1-0
1940	Green Bay	6	4	1	.600	2-NFL Western Division	-
1941	Green Bay	10	1	0	.909	T1-NFL Western Division	0-1
1942	Green Bay	8	2	1	.800	2-NFL Western Division	-
1943	Green Bay	7	2	1	.778	2-NFL Western Division	-
1944	Green Bay#	8	2	0	.800	1-NFL Western Division	1-0
1945	Green Bay	6	4	0	.600	3-NFL Western Division	-
1946	Green Bay	6	5	0	.545	3-NFL Western Division	-
1947	Green Bay	6	5	1	.545	3-NFL Western Division	-
1948	Green Bay	3	9	0	.250	4-NFL Western Division	-
1949	Green Bay	2	10	0	.167	5-NFL Western Division	-
1950	Chi. Cardinals	5	7	0	.417	5-NFL American Conference	-
1951	Chi. Cardinals	2	8	0	.200	6-NFL American Conference	-
1952	Washington	4	8	0	.333	T5-NFL American Conference	-
1953	Washington	6	5	1	.545	3-NFL Eastern Conference	-
<b>Totals (33 years)</b>	<b>226</b>	<b>132</b>	<b>22</b>	<b>631</b>			<b>3-2</b>
<b>Green Bay (29 years)</b>	<b>209</b>	<b>104</b>	<b>21</b>	<b>668</b>			<b>3-2</b>

#—Won NFL championship

CURLY LAMBEAU  
Community  
Admin & Coaches  
Veterans  
Draft & Free Agents  
Review  
Lambeau  
Lambeau  
Field  
Misc.

## DONALD MONTGOMERY HUTSON

There's no better testament to Don Hutson's dominance in pro football than the 1946 National Football League Record and Rules Manual. Nearly a full page was devoted to the 19 league records Hutson held when he retired following the 1945 season. At the time, he held eight career records, four single-season records, one game record and six miscellaneous records.

Hutson not only held those benchmarks, he literally obliterated the previous records in the process.

He was the NFL's all-time leading scorer with 825 points. Future Pro Football Hall of Fame halfback Ken Strong was second with 422. Hutson's 105 career touchdowns was another of his scoring records. Former Packers halfback Verne Lewellen was second with 50.

Hutson was the NFL's all-time leading receiver with 488 receptions. Jim Benton was next with 190. Hutson also held the record for most receiving yards with 7,991. Again, Benton was second with 3,309 yards, or not even half of Hutson's total.

No player before or since has statistically dominated the game the way Hutson did from 1935 to 1945.

A native of Pine Bluff, Ark., and a product of the University of Alabama, Hutson signed with the Packers in February 1935. That was the year before the first NFL draft and Hutson was free to sign with any team in the league.

The story that has been told for generations is that Hutson actually signed two contracts: one with Curly Lambeau and the other with John "Shipwreck" Kelly, co-owner of the NFL's Brooklyn Dodgers, forcing league president Joe Carr to settle the matter. Carr did so by awarding Hutson to the Packers based on the times stamped on the two envelopes mailed to his office.

It was a story both Hutson and Lambeau told many times and in many forms, and only they would have known how much of it was true and if any of it was myth.

But what's beyond doubt is that Hutson couldn't have landed with a team more suited to his skills. The Packers under Lambeau were pro football's pioneers of the forward pass.

They only became more prolific with Hutson and more successful. They had won three NFL championships before Hutson's arrival and they would win three more during his 11-year career.

Hutson set the tone in what essentially served as his coming-out party. On the first offensive play of his second pro game, he ran a fly pattern and caught an 83-yard touchdown pass from Arnie Herber as the Packers beat the rival Bears, 7-0.

Hutson would go on to lead the NFL in receptions eight times and in receiving yards seven times. He would lead it in scoring five times. He was named the league's official MVP in 1941 and 1942. He was named to either the official NFL or *The Associated Press* all-pro teams, or both, nine times.

Teammates and opponents alike were in awe of his abilities as a pass receiver.

"He was the best I've ever seen. I don't like to compare players then with players now. But he was head and shoulders above the ones in that era," said Bulldog Turner, legendary center and linebacker for the Chicago Bears.

In 2000, Bernie Scherer, another of the Packers' ends from 1936 to 1938, said, "Don Hutson was the Jerry Rice of his era."

The rules of the game for most of Hutson's career forced players

to play both offense and defense. For that reason, most ends were tall and strapping, or short and stocky. They had to be formidable blockers and play defensive end in a seven-man front.

Hutson was no different.

He normally lined up a yard from the left tackle in the Packers' Notre Dame Box offense, although Lambeau would put in special plays and split him out at times. Defensively, Hutson at 6-foot-1 and 183 pounds played on the



### HUTSON AT A GLANCE ...

- Hutson was the first Packers player to have his number retired. His No. 14 was retired in 1951. He also was a charter inductee in the Pro Football Hall of Fame in 1963 and in the Packers Hall of Fame in 1970.
- When Hutson played, he was listed as an end. To call him a wide receiver would be a misnomer. While he might have been a forerunner of today's wideouts, he normally lined up a yard from the left tackle in Curly Lambeau's Notre Dame Box offense.
- Hutson benefited greatly when the Packers added Larry Craig in 1939. Up to that point, Hutson had to double as an offensive and defensive end at 6-foot-1 and 183 pounds. Craig, whose nickname was "Superman," played blocking back on offense and shifted to end on defense, allowing Hutson to move into the secondary and take less of a beating.
- While Hutson has been credited with running anywhere from 9.5 to 9.7 in the 100-yard dash, he was actually described as having "deceptive speed" during his pro career. As a senior, he finished second in the 220-yard dash in the Southeastern Conference meet, but he never placed in the top three in the 100. Jesse Owens' winning time in the 100 in the 1935 NCAA Track & Field Championships was 9.8.
- Hutson averaged 60 catches and 951 yards in the three seasons from 1942 to 1945, when hundreds of other NFL players were away at war, compared to averages of 39 receptions and 642 yards in his other eight seasons.

line for most of his first four seasons.

As a result, he was a liability as both a blocker and defender.

But he was a nonpareil as a receiver.

That's why his legacy has stood the test of time. Along with dominating the game as a receiver, he revolutionized the position. He was a specialist and a playmaker when that meant he was one-of-a-kind, not one of many.

Starting in 1939, when the Packers added blocking back-defensive end Larry Craig, Hutson also was able to move into the secondary on defense. Over his final six seasons, he intercepted 30 passes. Hutson also kicked extra points from 1940 to 1945.

Upon retirement, his No. 14 was the first retired by the Packers, and he also was one of the Pro Football Hall of Fame's charter inductees.

Donald Montgomery Hutson, born Jan. 31, 1913, in Pine Bluff, Ark., died June 26, 1997, at the age of 84.

DON HUTSON'S PRO STATISTICS								RECEIVING				RUSHING				INTERCEPTIONS			TOTAL
Year	Team	GP	No	Yds	Avg	LG	TD	No	Yds	Avg	TD	No	Yds	TD	TD	TD			
1935	Green Bay	9	18	420	23.3	83t	*6	6	22	3.7	0	-	-	-	-	*7			
1936	Green Bay	12	*34	*536	15.8	58t	*8	1	-3	-3.0	0	-	-	-	-	*9			
1937	Green Bay	11	*41	552	13.5	78t	*7	14	26	1.9	0	-	-	-	-	*7			
1938	Green Bay	10	32	*548	17.1	54	*9	3	-1	-0.3	0	-	-	-	-	*9			
1939	Green Bay	11	*34	*846	24.9	92t	6	5	26	5.2	0	-	-	-	-	6			
1940	Green Bay	11	45	664	14.8	36t	*7	0	0	0.0	0	*6	24	0	-	7			
1941	Green Bay	11	*58	*738	12.7	45t	*10	4	22	5.5	2	1	32	0	-	*12			
1942	Green Bay	11	*74	*1,211	16.4	73t	*17	3	4	1.3	0	7	71	0	-	*17			
1943	Green Bay	10	*47	*776	16.5	79t	*11	6	41	6.8	0	8	*197	1	-	*12			
1944	Green Bay	10	*58	*866	14.9	55t	*9	12	87	7.3	0	4	50	0	-	*9			
1945	Green Bay	10	*47	834	17.7	75t	9	8	60	7.5	1	4	15	0	-	10			
<b>Totals (11 years)</b>		<b>116</b>	<b>488</b>	<b>7,991</b>	<b>16.4</b>	<b>92t</b>	<b>99</b>	<b>62</b>	<b>284</b>	<b>4.6</b>	<b>3</b>	<b>30</b>	<b>389</b>	<b>1</b>	-	<b>105</b>			

\*Led NFL

Completed 1 of 11 passes (9.1 percent) for 38 yards, 1 TD and 2 INT; returned 5 kickoffs for 45 yards; scored 823 points (including 7 for 17 on FG attempts and 172 for 183 on PAT attempts).





## VINCENT THOMAS LOMBARDI

More than four decades after his death, Vince Lombardi remains one of the most recognizable sports figures of all time.

His name graces the Super Bowl trophy. His likeness can be seen in a 14-foot statue at Lambeau Field. A flamboyant and captivating figure, he has been the subject of a Broadway play,

an HBO documentary and a best-selling biography.

In his nine seasons as head coach of the Packers, Lombardi won five NFL championships, including victories in Super Bowls I and II. His regular-season record of 89-29-4 calculates to a remarkable .754 winning percentage, and his postseason record was an even more remarkable 9-1.

And yet, Lombardi's name wasn't always so recognizable.

On Dec. 17, 1958, Ray "Scooter" McLean resigned under fire following a 1-10-1 season, the worst in Packers history. The search to replace him took exactly six weeks. At the time, Lombardi had been running the New York Giants' offense for five years. During that period, the Giants had won the 1956 NFL championship and lost the memorable 1958 title game to the Baltimore Colts in overtime. But Lombardi's title was simply backfield coach, and he wasn't well known outside NFL circles.

What's more, Lombardi had never been a head coach anywhere but St. Cecilia High School in New Jersey.

He certainly wasn't a household name in Green Bay. So when club president Dominic Olejniczak recommended him to the executive committee, member John Torinus replied, "Who the hell is Vince Lombardi?" So did many fans. But it didn't take long to find out.

Olejniczak announced at 3 p.m. on Jan. 28, 1959, at a press conference at the Hotel Northland, that Lombardi had accepted a five-year contract as coach and general manager. Lombardi arrived in Green Bay on Feb. 2 and was introduced at a press luncheon at the Northland the next day.

It was there that he declared, "I want it understood that I'm in complete command." Just as emphatically, he also stressed, "I've never been associated with a loser and I don't expect to be now."

The Packers' board of directors officially followed through on its promises to Lombardi at an April 28 meeting when it reduced the executive committee from 13 to seven members and streamlined the administrative operation.

By then, Lombardi was well on his way to changing the culture of the organization and making a lasting impression on his players. That first offseason, he and his assistants spent countless hours watching film of the previous year's games. He summoned players for individual and small-group meetings, one of which led to the trade of the team's biggest star, receiver Billy Howton.

Lombardi ordered walls to be knocked down and carved out a nice office for himself as part of a remodeling project at the team's office building on Washington Street. He settled on retaining St. Norbert College as the team's headquarters for training camp. He changed the uniforms to a design that, for the most part, is still in use today.

Lombardi's offense was basic and methodical. His signature play was the Power Sweep, now often referred to as the Lombardi Sweep. It consisted of the halfback — normally Paul Hornung for much of Lombardi's time in Green Bay — following pulling guards Jerry Kramer and Fuzzy Thurston.

Lombardi was famous for his pursuit of perfection, often dedicating long hours of film study or practice to just one element of one play.

His first season was a stunning success. He used many of the same players from that 1-10-1 team of 1958 and finished 7-5 in 1959, winning unanimous coach of the year honors. His first game was a 9-6 victory over the Chicago Bears in new City Stadium — later renamed Lambeau Field — and when it was over, the players carried their coach off the field in triumph.

In 1960, the Packers won the Western Conference title, going 8-4. That brought Lombardi to his first NFL Championship Game, which the Packers lost, 17-13, to the Eagles at Franklin Field.

It didn't take long for Lombardi to earn redemption, however. In 1961, after an 11-3 season, the Packers demolished his former team, the Giants, 37-0, winning the team's first title since 1944.

His teams went on to capture four more NFL crowns: in 1962, 1965, 1966 and 1967. Green Bay also won the first two Super Bowls after the 1966 and 1967 titles, respectively. In Lombardi's final game as Green Bay head coach, the Packers defeated Oakland, 33-14, in Super Bowl II at the Orange Bowl in Miami.

But the Packers' 1967 season isn't remembered for that Super Bowl. Instead, the 1967 campaign is remembered for the NFL Championship against Dallas, perhaps the most famous game in football history, now commonly referred to as the "Ice Bowl." The Lambeau Field temperature at kickoff that day (Dec. 31, 1967) was minus-13, with the wind chill dipping to minus-46.

Lombardi had heating coils installed underneath the Lambeau Field turf prior to the season and had proudly showed them off the day before the game. But on a day when they were dearly needed, they didn't work

and it wasn't because of an electrical problem. Moisture had built up overnight under a tarp and started turning to ice soon after the tarp was removed. Consequently, the thermostat couldn't be cranked up high enough to deal with the severe conditions.

With 13 seconds left, Bart Starr's 1-yard touchdown plunge gave the Packers a come-from-behind 21-17 victory.

Lombardi retired as head coach after the season, but retained his general manager's duties for one more year.

Ultimately, Lombardi was bored being "out of action" and in 1969 accepted the head-coaching position with the Washington Redskins, a team that hadn't had a winning season in 13 years. In Lombardi's first and only season in Washington, the Redskins went 7-5-2.

Shortly after Lombardi's 1970 death, before Super Bowl V, commissioner Pete Rozelle made what remains arguably the greatest tribute in league history, naming the Super Bowl championship trophy the Vince Lombardi Trophy.

In August 2003, before the rededication of a renovated Lambeau Field, the Packers unveiled statues of Lombardi and team founder Curly Lambeau in what is now the Robert E. Harlan Plaza outside the Lambeau Field Atrium. Each statue is 14 feet high atop a four-foot base and two-foot steps.

Lombardi was named head coach of the Packers when he was 45 years old. Along with serving as an assistant with the New York Giants, he also had been a college assistant at Fordham and Army. He also played collegiately at Fordham, where he was a member of the legendary "Seven Blocks of Granite."

Perhaps the most famous quote commonly attributed to Lombardi wasn't even his own. Legendary actor John Wayne uttered the phrase "Winning isn't everything, it's the only thing!" in a 1953 film called *Trouble Along the Way*.

Vincent Thomas Lombardi, born June 11, 1913, in Brooklyn, N.Y., died of cancer Sept. 3, 1970, at the age of 57.

### LOMBARDI AT A GLANCE ...

- Born June 11, 1913. Grew up in the Sheepshead Bay neighborhood of Brooklyn.
- Hoped to become a priest and enrolled at Cathedral College of the Immaculate Conception following eighth grade. Four years later, Lombardi transferred to Brooklyn's St. Francis Prep, where he played one season of high school football.
- Enrolled at Fordham University in the fall of 1933, where he played under Jim Crowley, who had played high school football at Green Bay East under Curly Lambeau. As a senior in 1936, Lombardi started at right guard on Fordham's celebrated "Seven Blocks of Granite" front line.
- Wellington Mara, late owner of the New York Giants and member of the Pro Football Hall of Fame, was a classmate at Fordham. They graduated together in the spring of 1937.
- After Fordham, Lombardi played some pro ball for the Brooklyn Eagles and some semipro football for the Wilmington Clippers. He enrolled in Fordham's law school in 1938, but lasted only a semester.
- Accepted a teaching position at St. Cecilia High School in Englewood, N.J., in the fall of 1939. Got the job when former Fordham teammate and new football coach Andrew Palau asked him to be his line coach. Lombardi's starting salary was \$1,700. He also coached basketball, and taught physics, chemistry and Latin.
- Became head football coach at St. Cecilia in 1942. In five seasons with the Saints, his teams compiled a 32-game unbeaten streak, including a 25-game winning streak.
- Coached as an assistant at Fordham, 1946-48; and at Army (the United States Military Academy) under legendary Earl "Red" Blaik from 1949-53. Backfield coach of the New York Giants, 1954-58.
- Carried off the field at least five times by his players. The first time was his first game with the Packers, the 1959 opener against Chicago; the last time was his last game, Super Bowl II.

Year	COACHING	W	L	T	Pct	Finish	Playoffs
1959	Green Bay	7	5	0	.583	3-NFL Western Conference	-
1960	Green Bay	8	4	0	.667	1-NFL Western Conference	0-1
1961	Green Bay#	11	3	0	.786	1-NFL Western Conference	1-0
1962	Green Bay#	13	1	0	.929	1-NFL Western Conference	1-0
1963	Green Bay	11	2	1	.846	2-NFL Western Conference	-
1964	Green Bay	8	5	1	.615	2-NFL Western Conference	-
1965	Green Bay#	10	3	1	.769	1-NFL Western Conference	2-0
1966	Green Bay#	12	2	0	.857	1-NFL Western Conference	2-0
1967	Green Bay#	9	4	1	.692	1-NFL Central Division	3-0
1969	Washington	7	5	2	.583	2-NFL Capitol Division	-
<b>NFL totals (10 years)</b>		<b>96</b>	<b>34</b>	<b>6</b>	<b>.739</b>		<b>9-1</b>
<b>Green Bay (9 years)</b>		<b>89</b>	<b>29</b>	<b>4</b>	<b>.754</b>		<b>9-1</b>

#—Won NFL championship



## GREEN BAY'S SIX RETIRED UNIFORM NUMBERS



The Green Bay Packers formally retired Brett Favre's No. 4 on Saturday, July 18, 2015, in conjunction with his induction into the Packers Hall of Fame. His retired number was formally unveiled on Thursday, Nov. 26, 2015, at a Thanksgiving night game vs. the Chicago Bears. The retirement of No. 4 marked only the sixth time in the history of the franchise that the team formally removed a uniform number from circulation.

The last player who had his number retired was Reggie White, whose No. 92 was retired in the 2005 home opener. The gesture was not spurred by White's premature death in December 2004. In fact, then-Packers CEO Bob Harlan had met with White three months before he passed away and told him of the team's plans to retire the number during the '05 season. Favre's number joined the retired numbers displayed on the green façade of Lambeau Field's north end zone.

Like Favre, the five previous players to have their number retired by the Packers are in the Pro Football Hall of Fame. There is no evidence that Tony Canadeo, one of those five, was ever honored at a public ceremony.

The team's five known number-retirement dates:

14 Don Hutson*	12/02/51	vs. New York Yanks	City Stadium
15 Bart Starr*	11/11/73	vs. St. Louis Cardinals	Lambeau Field
66 Ray Nitschke*	12/04/83	vs. Chicago Bears	Lambeau Field
92 Reggie White	09/18/05	vs. Cleveland Browns	Lambeau Field
4 Brett Favre	07/18/15	Packers Hall of Fame induction banquet	Lambeau Field Atrium

\*Research supplied by the *Green Bay Press-Gazette*



Lite

MITSUBISHI ELECTRIC

DIAMOND VISION

bellin health

RETIRED NUMBERS

14

DON HUTSON

3

TONY CANADEO

15

BART STARR

66

RAY NITSCHKE

92

REGGIE WHITE

4

BRETT FAVRE

## SHAREHOLDER HISTORY & FINANCIAL HISTORY

Of all the things that make the Green Bay Packers and their story incredible and unique, the most significant is simply this: The team is literally owned by its fans.

Presently, 361,169 people, representing 5,009,562 shares, can lay claim to a franchise ownership interest.

Shares of stock include voting rights, but the redemption price is minimal, no dividends are ever paid, the stock cannot appreciate in value, and there are no season-ticket privileges associated with stock ownership. No shareholder is allowed to own more than 200,000 shares, a safeguard to ensure that no one individual is able to assume control of the club.

Fans took ownership of the franchise in **1923**.

The Indian Packing Corporation was the team's first sponsor in 1919 and 1920. Frank L. Peck, president of Indian Packing, put up the money the first year to buy uniforms and other equipment. The team wore Indian Packing's "Council" brand emblem on its jerseys in 1920 and was run by a group led by C.M. "Neil" Murphy as business manager, Joe Delloye as secretary and Frank Jonet as treasurer. In both seasons, the Packers operated as a semipro team, playing mostly against opponents from other Wisconsin cities and Michigan's Upper Peninsula.

The Acme Packing Co. of Chicago purchased Indian Packing following the completion of the 1920 season, and through John and J. Emmett Clair, applied for a franchise in the fledgling American Professional Football Association the following August. The Clairs, who were running the Acme plant in Green Bay, had title to the team during the 1921 season.

The APFA revoked the franchise in January 1922 as a penalty for the Packers using college players under assumed names in a non-league game against Racine at the end of the 1921 season.

At its June meeting, six months later, the APFA changed its name to the National Football League, and Green Bay was readmitted thanks to the persistence of Curly Lambeau. Lambeau was awarded the franchise only after the Clair brothers finally agreed to surrender rights to it. They had moved back to Chicago, but there was concern for a period of time that they might relocate the franchise there.

Lambeau and three others – George Whitney Calhoun, Nathan Abrams and Joseph Ordens – formed a corporation called the Green Bay Football Club that ran the Packers in 1922. But it suffered heavy losses in its one season due to lack of resources and bad weather.

That was when Andrew B. Turnbull, civic leader and one of the owners of the *Green Bay Press-Gazette*, stepped forward and led the effort to create the Green Bay Football Corporation.

The first stock sale was launched Aug. 20, 1923. Shares were sold for \$5, although anyone purchasing five shares also received a box-seat ticket for all home games. Turnbull, Lee Joannes and local attorney John Kittell had signed the first articles of incorporation six days earlier. The state of Wisconsin affixed its official seal to them Aug. 23.

The first meeting of stockholders of the Green Bay Football Corp. was held Sept. 17, 1923, at the Brown County Courthouse. Fifteen board members were elected, and they, in turn, chose a five-man Executive Committee.

Turnbull was named president; Kittell, vice president; and Joannes, secretary and treasurer. Dr. W.W. Kelly and George DeLair were elected at-large members.

The Green Bay Football Corporation continued to run the franchise until Aug. 15, 1933, when it went into receivership. Frank Jonet, who had previously audited the corporation's books, was appointed the receiver. The corporation's financial problems stemmed largely from

a lawsuit brought by Willard Bent, a fan who fell from the stands at a game at City Stadium in 1931 and was awarded close to \$5,000 in damages. The so-called Hungry Five, along with Jonet, ran the franchise while it was in receivership. However, the minutes of a special NFL meeting held in February 1933 stated that title to it was actually transferred into Joannes' name.

The Hungry Five included Joannes, who had been elected president of the corporation in 1930; attorney Gerald Clifford, who had been elected to the Executive Committee the same year; Turnbull, Kelly and Lambeau.

The Packers emerged from receivership in January 1935 and reorganized as the The Green Bay Packers, Inc., the community-owned company that remains active today, although the word "The" was dropped in 1997 when the articles of incorporation were amended.

There now have been five stock drives since the Packers became community owned in 1923. (See chart on next page for details.)

The **second** sale, in 1935, made it possible for the Packers to reorganize following more than 16 months in receivership. The **third**,



### EVENTS THAT HELPED TO STABILIZE PACKERS FINANCIALLY, 1920-66

- **Building a fence at Hagemester Park, 1920** — After playing on an open field and passing a hat to collect money in their first season, the Packers needed to find a way to charge admission in order to survive. C.M. "Neil" Murphy was named business manager in July 1920 and led the effort to get a fence built around the playing field at Hagemester Park. "... it was entirely due to his ability as an executive that the team prospered," the *Green Bay Press-Gazette* wrote two years later in its first review of Packers history.
- **A.B. Turnbull's support, 1922-23** — When Curly Lambeau and George Whitney Calhoun were debating whether to go ahead with a game against Duluth on Thanksgiving Day 1922, with rain pouring down and a big financial loss all but a certainty, Turnbull prodded them to play. And if they did, he vowed to get the business community to rally around the team before the next season. Turnbull, one of the owners of the *Press-Gazette*, fulfilled his promise and led the effort to organize the Green Bay Football Corp. prior to the start of the 1923 season.
- **Decision to play games in Milwaukee, 1933** — Moving a home game to Borchert Field that season allowed the team to tap into a larger market, expand its territory beyond the NFL's traditional 75-mile radius and thwart efforts to establish a competing pro franchise in Milwaukee. The Packers played home games in both Green Bay and Milwaukee from 1933-94.
- **Court decision to appoint receiver, 1933** — The Packers petitioned for a friendly receiver as litigation over a lawsuit involving a fan who fell from the stands at City Stadium proceeded. Henry Graess, Brown County circuit judge, appointed local accountant Frank Jonet receiver. Jonet had ties to the Packers going back to 1919.
- **Second stock drive, 1934-35** — Twenty-five business and industrial leaders agreed in December 1934 to raise \$10,000 to "Save the Packers." Weeks later, the Packers had met their goal through a second stock sale and were reorganized as the Green Bay Packers, Inc.
- **NFL's initiation of college draft, 1936** — Kept small-market teams such as the Packers competitive with big-city opponents.
- **Decision to invest in war bonds, 1940s** — Money in reserve carried team despite losses of at least \$25,000 in 1943 alone, as World War II depleted rosters.
- **Intrasquad game, Thanksgiving 1949** — Packers brought old-timers back, drawing 15,000 to City Stadium, earning close to \$50,000.
- **Third stock drive, 1950** — After Lambeau's departure, team raised more than \$100,000.
- **Bert Bell's push for league-wide TV package, 1950s** — With help from Congress, Commissioner Bell laid the groundwork for CBS-TV deal that allowed all teams, large-market and small-market, to share revenue and was in place by the 1961 season. In 1966, Commissioner Pete Rozelle signed first NFL TV package, with CBS and NBC, giving Packers more than \$1 million.



Jonet

in 1950, saved the Packers when they were facing nearly \$90,000 in debt. The **fourth** was launched in late 1997. It added 105,989 new shareholders and supported the Lambeau Field redevelopment project. With the NFL backing the plan, the previous 1,940 shareholders overwhelmingly voted to amend the articles of incorporation on Nov. 13, 1997. The vote authorized the Packers to sell up to one million shares to raise funds for capital improvements, and existing stockholders received a 1,000-to-1 split on their original shares. Fans immediately were able to call a special toll-free number, or tap into the team's website for information on how to buy the 400,000 shares made available to the public. In the first 11 days, roughly one-third – or \$7.8 million – of the total amount transacted was sold. Orders came in at a rate of 3,500 per day during this early period, generating about \$700,000 each day.

Shares of stock were purchased by citizens from all 50 states, in addition to fans in Guam and the U.S. Virgin Islands. More than half (53.6 percent) of the shares were bought by Wisconsin residents.

The **fifth** sale was launched in December 2011 and saw more than 250,000 people purchase over 269,000 shares. In an overwhelming response, fans purchased more than 185,000 shares in the first two days alone. By late December, the team made an additional 30,000 shares available beyond the initial 250,000 to accommodate demand. Proceeds were directed toward the 2011-2013 expansion of Lambeau Field.

For the first time, fans in Canada were able to purchase shares – 2,000 did so – and approximately 99 percent of all shares were purchased online.

Today, an annual meeting of shareholders is held in July, an event that returned to Lambeau Field in 2006. The shareholders elect a board of directors to run the corporation. The board, in turn, elects a seven-member Executive Committee, consisting of a president, vice president, treasurer, secretary and three members at large. The president is the only officer who receives compensation.

Shares of stock cannot be resold, except back to the team for a fraction of the original price. Limited transfer of shares (i.e., to heirs and relatives) is permissible.

Based on the original "Articles of Incorporation for the (then)

Green Bay Football Corporation," if the Packers franchise is sold, after the payment of all expenses, any remaining funds will go to the Sullivan-Wallen Post of the American Legion in order to build "a proper soldiers' memorial." This stipulation was enacted to ensure that the club remained in Green Bay and that there could never be any financial enhancement for the shareholder. The beneficiary was changed from the Sullivan-Wallen Post to the Green Bay Packers Foundation on the basis of a shareholder vote at the November 1997 meeting.

1997



2011

**1923**

Share price: \$5  
Shares sold: 1,109  
Amount raised:  
\$5,545

**1935**

Share price: \$25  
Shares sold: 484  
Amount raised:  
\$12,100

**1950**

Share price: \$25  
Shares sold: 4,165½  
Amount raised:  
\$104,137.50

**1997**

Share price: \$200  
Shares sold: 120,010  
Amount raised:  
\$24,002,000

**2011**

Share price: \$250  
Shares sold: 269,640  
Amount raised:  
\$67,407,750

**PACKERS STRUGGLE FOR SURVIVAL: FINANCIAL UPS & DOWNS, 1919-57**

<b>\$500</b>	Sum, according to Curly Lambeau, given to him by Frank Peck, president of Indian Packing Company, for uniforms and equipment in 1919.
<b>\$276</b>	Paid to each player at the end of the 1920 season, the Packers' second year of play as an independent team. Checks for that amount were given to the players at a team banquet at De Lair's Café in downtown Green Bay following the season. Thanks to business manager Neil Murphy's efforts to build a fence around the playing field at Hagemester Park, allowing them to charge admission, the Packers showed a profit of \$6,049.53.
<b>\$100</b>	Original franchise fee set Sept. 17, 1920, at a meeting of the American Professional Football Association, which would become the NFL two years later. While it has been written that the fee was reduced to \$50 in 1921 when the Packers joined the league, no such motion was ever recorded in the league minutes. If the Packers ever paid a franchise fee, no record of it has yet to be found.
<b>\$3,800</b>	Amount the <i>Green Bay Press-Gazette</i> reported that the Clair brothers, John and J. Emmett, lost during the 1921 season, the Packers' first in what became the NFL. The Clair brothers ran both the Acme Packing Co. and the football team.
<b>\$1,000</b>	Guarantee Packers had to post to rejoin the NFL in 1922 after being booted out following the 1921 season for using college players under assumed names in a non-league game against Racine. Each NFL team was required to post that amount before the start of the season as a guarantee against violations of league rules.
<b>\$147.74</b>	Reported loss of the Green Bay Football Corporation in 1923, its first season of existence. Receipts totaled \$35,315.69. Expenses totaled \$35,463.43, including \$12,253.50 for player salaries.
<b>\$4,989</b>	Verdict awarded in 1933 to Willard J. Bent who fell from stands at City Stadium in 1931 and sued team. The total award was actually \$5,544.10, but it was decreased 10 percent because of plaintiff's contributory negligence. Fan's fell sent Packers into receivership. Local accountant Frank Jonet said years later that when he was appointed receiver, the judge handed him \$76.18 in cash and unpaid bills amounting to more than \$15,000.
<b>\$12,100</b>	Amount raised through the sale of stock in 1935 allowing the franchise to emerge from receivership and reorganize as the Green Bay Packers, Inc. Frank Jonet, the receiver, would later say that the Packers settled their indebtedness for about \$8,000, leaving them with roughly \$4,000 to start the 1935 season.
<b>\$32,000</b>	Amount Packers paid in 1946 for Rockwood Lodge, a training quarters they hoped would alleviate their housing problems for players. The board of directors also approved \$8,000 worth of additional improvements. Also, the Packers' Executive Committee approved the purchase of five pre-fabricated cottages located next to the lodge at a cost of \$3,500 each, or a total of \$17,500.
<b>\$90,000</b>	Loss the Packers were facing, according to club president Emil Fischer, when they announced November 14, 1949, that they would have to play an intrasquad game on Thanksgiving Day to save the franchise.
<b>\$75,000</b>	Amount paid by insurance company to Packers after Rockwood Lodge burned to ground in January 1950.
<b>\$104,137.50</b>	Funds raised by third Packers stock drive in the spring and summer of 1950.
<b>\$12,990.49</b>	Packers' net profit from operations in 1950.
<b>\$32,000</b>	TV money received by the Packers in 1953, allowing them to show a profit of \$29,267. The team was paid \$12,000 for its Thanksgiving Day TV appearance against Detroit and \$20,000 as its share of the league contract.
<b>\$611,276.68</b>	Total ticket sales for 1957 season, the Packers' first in new City Stadium or what is now Lambeau Field. It was a spike of \$62,000 from the previous year. The Packers played three home games in their new stadium and three others plus a preseason game in Milwaukee.



## GREEN BAY'S 14 HEAD COACHES



**Earl (Curly) Lambeau**  
1921-49



**Gene Ronzani**  
1950-53




**Lisle Blackburn**  
1954-57



**Ray (Scooter) McLean**  
1958



**Vince Lombardi**  
1959-67



**Phil Bengtson**  
1968-70



**Dan Devine**  
1971-74



**Bart Starr**  
1975-83



**Forrest Gregg**  
1984-87



**Lindy Infante**  
1988-91



**Mike Holmgren**  
1992-98



**Ray Rhodes**  
1999



**Mike Sherman**  
2000-05



**Mike McCarthy**  
2006-present

### HEAD COACHES BASED ON OVERALL VICTORIES

Coach	Years	Regular Season				Postseason				Overall			
		Won	Lost	Tied	Pct.	Won	Lost	Tied	Pct.	Won	Lost	Tied	Pct.
Earl (Curly) Lambeau <sup>1</sup>	1921-49	209	104	21	.668	3	2	0	.600	212	106	21	.667
Mike McCarthy	2006-17	121	70	1	.633	10	8	0	.556	131	78	1	.626
Vince Lombardi	1959-67	89	29	4	.754	9	1	0	.900	98	30	4	.766
Mike Holmgren	1992-98	75	37	0	.670	9	5	0	.643	84	42	0	.667
Mike Sherman	2000-05	57	39	0	.594	2	4	0	.333	59	43	0	.578
Bart Starr	1975-83	52	76	3	.408	1	1	0	.500	53	77	3	.410
Dan Devine	1971-74	25	27	4	.481	0	1	0	.000	25	28	4	.473
Forrest Gregg	1984-87	25	37	1	.405	0	0	0	.000	25	37	1	.405
Lindy Infante	1988-91	24	40	0	.375	0	0	0	.000	24	40	0	.375
Phil Bengtson	1968-70	20	21	1	.488	0	0	0	.000	20	21	1	.488
Lisle Blackburn	1954-57	17	31	0	.354	0	0	0	.000	17	31	0	.354
Gene Ronzani <sup>2</sup>	1950-53	14	31	1	.311	0	0	0	.000	14	31	1	.311
Ray Rhodes	1999	8	8	0	.500	0	0	0	.000	8	8	0	.500
Ray (Scooter) McLean <sup>3</sup>	1958	1	10	1	.091	0	0	0	.000	1	10	1	.091
<b>Totals</b>		<b>737</b>	<b>+562</b>	<b>37</b>	<b>.567</b>	<b>34</b>	<b>22</b>	<b>0</b>	<b>.607</b>	<b>771</b>	<b>+584</b>	<b>37</b>	<b>.569</b>

<sup>1</sup> — Records do not reflect 1919-20 seasons when Packers played independent football and other non-NFL games.

<sup>2</sup> — Resigned after 10 games in 1953.

<sup>3</sup> — Record does not include final two games of 1953 season, when he served as co-head coach with Hugh Devore (0-2 record).

\* — Record includes two losses in 1953 with Ray (Scooter) McLean and Hugh Devore serving as co-head coaches.

From 1921-71, tie games were not included in winning percentage



Angelichio, Brian	Tight Ends	2016-18	Gustafson, Burt	Linebackers	1971-74
Austin, Bill	Offensive Line	1959-64		Special Teams	1977-78
Baggett, Charlie	Wide Receivers	1999	Hairston, Carl	Defensive Ends	2006-08
Bates, Jim	Defensive Coordinator	2005	Hanner, Dave	Defensive Line	1965-71
Baker, Joe	Secondary/Safeties	2005		Defensive Coordinator	1972-74
Beightol, Larry	Offensive Line	1999-2005		Asst. Head Coach, Def. Coordinator	1975-79
Bengtson, Phil	Defensive Line	1959		Quality Control	1982
	Coach of Defense	1960-67	Haskell, Gil	Running Backs	1992-94
Bennett, Edgar	Running Backs	2005-10		Wide Receivers	1995-97
	Wide Receivers	2011-14	Hearden, Tom	Defense	1954-55, 1957
	Offensive Coordinator	2015-17	Hecker, Norb	Defensive Backs	1959-65
Bevell, Darrell	Off. Assistant/Quality Control	2000-01	Hilgenberg, Joel	Offensive Quality Control	2011
	Offensive Assistant	2002		Assistant Offensive Line	2012-13
	Quarterbacks	2003-05	Hilton, John	Off. Backs/Special Teams	1986
Blache, Greg	Defensive Line	1988-93	Holland, Johnny	Def. Assistant/Quality Control	1995-97
Blasko, Jeff	Assistant Offensive Line	2017-18		Special Teams	1998
Bonamego, John	Special Teams Coordinator	2003-05		Linebackers	1999
Bratkowski, Zeke	Offensive Backs	1969-70	Hostler, Jim	Offense - Pass Game Coordinator	2018
	Quarterbacks	1975-78	Hutson, Don	Backs/Ends	1944-48
	Quarterbacks/Off. Backs	1979-81	Jackson, Charlie	Defensive Quality Control	2005
Brock, Charley	Defense	1949	Jagodzinski, Jeff	Tight Ends	1999-2003
Brooks, Larry	Defensive Line	1994-98		Offensive Coordinator	2006
Brown, Kippy	Running Backs	2000	Jauron, Dick	Defensive Backs	1986-94
Brunner, John	Offensive Backs	1983	Johnston, Kent	Strength/Conditioning	1992-98
Bullough, Hank	Defensive Coordinator	1988-91	Kettela, Pete	Special Assistant	1981
Burns, Jerry	Defensive Backs	1966-67		Offensive Backs	1982
Campen, James	Asst. Off. Line/Quality Control	2004-05	Kiesling, Walt	Line	1945-48
	Assistant Offensive Line	2006	Kiffin, Monte	Linebackers	1983
	Offensive Line	2007-17	Kinard, Billy	Defensive Backs	1974
Capers, Dom	Offense - Run Game Coord./Off. Line	2018	Klapstein, Earl	Defensive Line	1956
Carpenter, Lew	Defensive Coordinator	2009-17	Knight, Virgil	Strength/Conditioning	1984-85
	Receivers/Passing Game	1975-79		Strength/Conditioning & Off. Line	1986-87
	Receivers	1980-85		Strength/Conditioning & Tight Ends	1988-90
Champion, Jim	Defensive Line	1980		Tight Ends	1991
Cignetti Jr., Frank	Quarterbacks	2018	Knott, Ty	Offensive Quality Control	2006-08
Clark, Joe	Offensive Assistant	1988-89	Knox Jr., Chuck	Def. Assistant/Quality Control	1999
	Assistant Off. Line	1990-91	Kotal, Eddie	Backfield	1942-43
Clements, Tom	Quarterbacks	2006-11	Kuhlmann, Hank	Special Teams	1972-74
	Offensive Coordinator	2012-14	LeBeau, Dick	Defensive Backs	1976-79
	Associate Head Coach/Offense	2015-16	Lewis, Eric	Defensive Quality Control	2006-07
Colchran, John "Red"	Offensive Backs	1959-66, 1971-74	Lewis, Sherman	Offensive Coordinator	1992-99
Colbert, Jim	Defensive Backs	1975	Lind, Jim	Def. Assistant/Quality Control	1992-94
Coughlin, Tom	Receivers/Passing Game	1986-87		Linebackers	1995-98
Cromwell, Nolan	Special Teams	1992-97	Lindsey, Dale	Linebackers	1986-87
	Wide Receivers	1998	Lord, Bob	Special Teams	1975-76
Croom, Sylvester	Running Backs	2001-03		Offensive Backs	1977-78
Curry, Bill	Offensive Line	1977-79	Lovat, Mark	Asst. Strength & Conditioning	1999-2009
Davis, Billy	Def. Assistant/Quality Control	2000		Strength & Conditioning Coord.	2010-18
Davis, Charlie	Offensive Line	1988-91	Lovat, Tom	Assistant Offensive Line	1980
Devore, Hugh	Ends	1953		Offensive Line	1992-98
Doll, Don	Defensive Backs	1971-73	Mariucci, Steve	Quarterbacks	1992-95
Donatell, Ed	Defensive Coordinator	2000-03	Marshall, John	Linebackers/Special Teams	1980
Dotsch, Rollie	Offensive Line	1971-74		Linebackers	1981-82
Downard, Ryan	Defensive Quality Control	2018	Marshall, Steve	Assistant Offensive Line	2014
Drayton, Maurice	Assistant Special Teams	2018	McAdoo, Ben	Tight Ends	2006-11
Drayton, Stan	Quality Control Assistant/ Special Teams-Offense	2001-02	McCarthy, Mike	Quarterbacks	2012-13
	Off. Quality Control/Asst. Special Teams	2003	McCormick, Tom	Quarterbacks	1999
	Line	1951-53	McCurley, Scott	Defensive Backs	1967-68
Drulis, Chuck	Linebackers	2003-05		Defensive Quality Control	2009-13
Duffner, Mark	Assistant Offensive Line	1999		Assistant Linebackers	2014-17
Eatman, Irv	Defensive Backs	1970		Defensive Assistant	2018
Evans, Dick	Defensive Quality Control	2016	McGarigle, Tim	Defensive Quality Control	2017
Evero, Ejoro	Offensive Ends	1962-65	McGeorge, Rich	Assistant Offensive Line	2000
Fears, Tom	Defensive Backs	1980-83	McLaughlin, Leon	Offensive Line	1975-76
Fichtner, Ross	Def. Assistant/Quality Control	1998	McLean, Ray "Scooter"	Backs	1951-57
Flajole, Ken	Assistant Offensive Line	2007-10	McMillan, Ernie	Offensive Line	1978-83
Fontenot, Jerry	Running Backs	2011	Meyer, John	Linebackers	1975-79
	Tight Ends	2012-15		Defensive Coordinator	1980-83
	Wide Receivers	2005	Meyers, Bill	Assistant Offensive Line	1982-83
Franklin, James	Defensive Line	2000-04	Miles, Trent	Off. Assistant/Quality Control	2000
Franklin, Jethro	Special Teams Assistant	2009	Miller, Brad	Def. Assistant/Quality Control	2001-02
Fuller, Curtis	Running Backs	2014-15		Assistant Defensive Line	2003-04
Gash, Sam	Wide Receivers	1988-91		Assistant Special Teams	2005
Geis, Wayne "Buddy"	Offensive Quality Control	2014-15	Modzelewski, Dick	Def. Coordinator/Def. Line	1984-87
Getsy, Luke	Wide Receivers	2016-17	Molenda, Bo	Backs	1947-48
	Defense - Run Game Coord./Inside Lbs.	2018	Montgomery, Jerry	Defensive Front Assistant	2015-17
Graham, Patrick	Outside Linebackers	2009-13		Defensive Line	2018
Greene, Kevin	Offensive Line	1969-70	Mornhinweg, Marty	Off. Assistant/Quality Control	1995
Gregg, Forrest	Off. Assistant/Quality Control	1992		Quarterbacks	1996
Gruden, Jon	Wide Receivers	1993-94	Morton, Chad	Special Teams Assistant	2010-13
	Strength & Conditioning Coordinator	2006-08	Morton, Jack	Defensive Line	1957-58
Gullickson, Rock			Moseley, Dick	Outside Linebackers	1988-91

Moss, Perry	Quarterbacks	1974
Moss, Winston	Linebackers	2006
	Assistant Head Coach/Linebackers	2007-08
	Asst. Head Coach/Inside Linebackers	2009-13
	Assistant Head Coach/Linebackers	2014
	Associate Head Coach/Linebackers	2015-18
Nolting, Ray	Backs	1950
Novak, Frank	Special Teams	2000-02
	Special Teams Consultant	2003-04
Nunn, Robert	Defensive Tackles	2005-08
Ortmayer, Steve	Special Teams	1999
Paterra, Herb	Linebackers/Special Teams	1984-85
Peete, Willie	Offensive Backs/Special Teams	1987
	Offensive Backs	1988-91
	Linebackers	2000-02
Pellini, Bo	Secondary-Safeties	2009-17
Perry, Darren	Defensive Coordinator	2018
Pettine, Mike	Assistant Offensive Line	2003
Philbin, Joe	Tight Ends/Asst. Offensive Line	2004-05
	Offensive Line	2006
	Offensive Coordinator	2007-11, 2018
	Ends	1950-52
Plasman, Dick	Receivers/Passing Game	1972-74
Polonchek, John	Special Teams/Linebackers	1984
Priefer, Chuck	Special Teams	1985
Raih, David	Assistant Offensive Line	2016
	Offensive Perimeter	2017
	Wide Receivers	2018
Redding, Dave	Strength & Conditioning Coordinator	2009
	Asst. Strength & Conditioning	2010
Rehbein, Dick	Special Assistant	1979-80
	Special Teams	1981-83
Reid, Andy	Tight Ends/Assistant Off. Line	1992-96
	Quarterbacks	1997-98
Reid, Floyd "Breezy"	Backs	1958
Reynolds, Gary	Off. Assistant/Quality Control	1998
Rhodes, Ray	Defensive Coordinator	1992-93
Richards, Ray	Defense	1958
Riederer, Russ	Strength/Conditioning	1991
Riley, Ken	Defensive Backs	1984-85
Roach, Paul	Offensive Coordinator	1975-76
Robinson, Jimmy	Wide Receivers	2006-10
Robinson, Wayne	Defensive Backs	1968-69
Roland, Johnny	Special Assignments	1974
	Running Backs	2004
Rossley, Tom	Offensive Coordinator	2000-05
Rubin, Barry	Strength/Conditioning	1999-2005
Ruel, Pat	Assistant Offensive Line	2001-02
Rushing, John	Offensive Quality Control	2009-10
	Asst. WRs/Special Teams	2011
	Offensive Asst./Special Teams	2012-13
	Defensive Quality Control	2014-15
Rymkus, Lou	Line	1954-57
Sanders, Bob	Defensive Ends	2005
	Defensive Coordinator	2006-08
Schnelker, Bob	Receivers	1966-68
	Receivers/Passing Game	1969-71
	Offensive Coordinator	1982-85
Schottenheimer, Kurt	Defensive Backs	2004
	Secondary	2006-08
Sefcik, George	Offensive Backs	1984-85
	Quarterbacks	1986-87
Sherman, Mike	Tight Ends/Asst. Off. Line	1997-98
Sherman, Ray	Wide Receivers	2000-04
Shurmur, Fritz	Defensive Coordinator	1994-98
Simmons, Jason	Defensive/Special Teams Asst.	2014
	Assistant Special Teams	2015-17
	Secondary	2018
Sirmans, Ben	Running Backs	2016-18

Skorich, Nick	Offensive Line	1958
Slocum, Shawn	Assistant Special Teams	2006-08
	Special Teams Coordinator	2009-14
Slowik, Bob	Defensive Backs	2000-01
	Asst. Head Coach/Def. Backs	2002-03
	Defensive Coordinator	2004
Smith, Richard "Red"	Assistant Coach	1935-43
Snyder, Bob	Backs	1949
Solari, Mike	Assistant Offensive Line	2015
Starr, Bart	Quarterbacks	1972
Stidham, Tom	Line	1949
Stock, Mike	Special Teams Coordinator	2006-08
Stuber, Abe	Defensive Backs	1956



Mike Holmgren's first Packers coaching staff, in 1992, contained five future head coaches: Jon Gruden, Dick Jauron, Steve Mariucci, Andy Reid and Ray Rhodes.

Sydney, Harry	General Assistant	1994
	Running Backs	1995-99
	Line	1950-52
Taylor, John "Tarz"	Defensive Coordinator	1999
Thomas, Emmitt	Special Teams	1988-91
Tippett, Howard	Special Assistant	2004
Tobin, Vince	Line	1944
Trafton, George	Defensive Line	1999, 2009-17
Trgovac, Mike	Defensive Line	1981-83
Urich, Richard "Doc"	Linebackers	1992-94
Valesente, Bob	Defensive Backs	1995-98
Van Pelt, Alex	Running Backs	2012-13
	Quarterbacks	2014
	Quarterbacks/Wide Receivers	2015
	Quarterbacks	2016-17
Vitt, Joe	Defensive Backs	1999
vonAppen, Fred	Special Teams	1979
	Defensive Line	1980
Wampfler, Jerry	Offensive Line	1984-87
Washington, Lionel	Assistant Defensive Backs	1999-2004
	Def. Nickel Package/Cornerbacks	2005-08
Whitt Jr., Joe	Defensive Quality Control	2008
	Secondary-Cornerbacks	2009-17
	Defense - Pass Game Coordinator	2018
Wietecha, Ray	Offensive Line	1965-68
	Running Game	1969-70
Zampese, Ken	Off. Assistant/Quality Control	1999
Zook, Ron	Assistant Special Teams	2014
	Special Teams Coordinator	2015-18

—vonAppen resigned before first regular-season game, 1980.

### FORMER GREEN BAY COACHES VS. PACKERS, 1997-2017

Head Coach, Team	W	L	Pct	Seasons in Green Bay
*Tom Coughlin, Jax-NYG	5	5	.500	Receivers coach, 1986-87
*Andy Reid, Phi-KC	5	5	.500	TE/offensive line asst., 1992-96; QB coach, 1997-98
Jon Gruden, Oak-TB	2	2	.500	Off. assistant, 1992; WR coach, 1993-94
*Mike Holmgren, Sea	2	4	.333	Head coach, 1992-98
Dick Jauron, ChiB-Det-Buf	3	9	.250	Def. backs coach, 1986-94
*Steve Mariucci, SF-Det	3	9	.250	Quarterbacks coach, 1992-95
Marty Mornhinweg, Det.	0	4	.000	Off. assistant/quality control, 1995; QB coach, 1996
*Ben McAdoo, NYG	0	2	.000	Tight ends coach, 2006-11; QB coach, 2012-13
Joe Philbin, Mia	0	1	.000	Asst. OL, 2003; TE/asst. OL, 2004-05; OL, 2006; off. coord, 2007-11
<b>Totals</b>	<b>.20</b>	<b>.41</b>	<b>.327</b>	*—includes playoffs

## 1921-2017

**Players who have played in at least one regular-season or playoff game with the Packers; list includes years and regular-season games played**

### A

Abbrederis, Jared (WR), Wisconsin	2015-16	15
Aberson, Cliff (B), No college	1946	10
Abrams, Nate (E), No college	1921	1
Abramson, George (G/T), Minnesota	1925	10
Acks, Ron (LB), Illinois	1974-76	40
Adams, Chet (T), Ohio State	1943	10
Adams, Davante (WR), Fresno State	2014-17	59
Adams, Montravius (DT), Auburn	2017	7
Adderley, Herb (CB), Michigan State	1961-69	125
Adkins, Bob (B), Marshall	1940-41, 45	20
Affholter, Erik (WR), Southern California	1991	4
Afflis, Dick (G), Nevada	1951-54	48
Agajanian, Ben (K), New Mexico	1961	3
Aguiar, Louie (P), Utah State	1999	15
Aiyewa, Victor (LB), Washington	2013	5
Akins, Chris (S), Arkansas-Pine Bluff	2000-01	13
Alcorn, Zac (TE), Black Hills State	2006	6
Aldridge, Ben (B), Oklahoma A&M	1953	8
Aldridge, Lionel (DE), Utah State	1963-71	123
Allen, Jake (WR), Mississippi College	2009	1
Allen, Kendrick (DT), Louisiana State	2006	2
Allerman, Kurt (LB), Penn State	1980-81	29
Allison, Geronimo (WR), Illinois	2016-17	25
Amsler, Marty (DE), Evansville	1970	9
Amundson, Norm (G), Wisconsin	1957	12
Anderson, Aric (LB), Millikin	1987	3
Anderson, Bill (TE), Tennessee	1965-66	24
Anderson, Donny (RB), Texas Tech	1966-71	84
Anderson, John (LB), Michigan	1978-89	146
Anderson, Marques (S), UCLA	2002-03	30
Anderson, Vickey Ray (FB), Oklahoma	1980	7
Andruzzi, Joe (G), Southern Conn. State	1998-99	23
Ane, Charlie (C), Michigan State	1981	15
Apst, Marger (B), Southern California	1932	2
Archaibeau, Lester (DE), Stanford	1990-92	36
Ard, Billy (G/T), Wake Forest	1989-91	35
Ariey, Mike (T), San Diego State	1989	1
Arnold, Jahine (WR), Fresno State	1999	1
Arthur, Mike (C), Texas A&M	1995-96	16
Artmore, Rodney (S), Baylor	1999	5
Ashmore, Roger (T), Gonzaga	1928-29	21
Askson, Bert (TE), Texas Southern	1975-77	42
Atkins, Steve (RB), Maryland	1979-81	19
Auer, Todd (LB), Western Illinois	1987	3
Austin, Hise (DB), Prairie View A&M	1973	9
Avery, Steve (FB), Northern Michigan	1991	1
Aydelette, Buddy (G), Alabama	1980	9

### B

Backman, Kennard (TE), Alabama-Birmingham	2015	7
Bailey, Byron (HB), Washington State	1953	10
Bailey, Karsten (WR), Auburn	2002-03	8
Bain, Bill (T), Southern California	1975	14
Baker, Frank (E), Northwestern	1931	2
Baker, Roy (B), Southern California	1928-29	13
Bakhtiari, David (T), Colorado	2013-17	74
Balasz, Frank (B), Iowa	1939-41	13
Baldwin, Al (E), Arkansas	1950	12
Banet, Herb (B), Manchester	1937	7
Banjo, Chris (S), Southern Methodist	2013-16	37
Barber, Bob (DE), Grambling State	1976-79	60
Barbre, Allen (G/T), Missouri Southern State	2007-09	25
Barclay, Don (T/G), West Virginia	2012-13, 15-16	62
Barker, Bryan (P), Santa Clara	2004	16
Barker, Roy (DE), North Carolina	1999	1
Barnes, Emery (DE), Oregon	1956	2
Barnes, Gary (E), Clemson	1962	13
Barnett, Nick (LB), Oregon State	2003-10	107
Barnett, Solon (T), Baylor	1945-46	5
Barragar, Nate (C), Southern Calif.	1931-32, 34-35	41
Barrett, Jan (E), Fresno State	1963	3
Barrie, Sebastian (DE), Liberty	1992	3
Barrington, Sam (LB), South Florida	2013-15	22
Barry, Al (G), Southern California	1954, 57	24
Barry, Kevin (T), Arizona	2002-05	59
Barry, Norm (B), Notre Dame	1921	5
Barton, Don (B), Texas	1953	5
Bartrum, Mike (TE), Marshall	1995	4
Barzilauskas, Carl (DT), Indiana	1978-79	21
Basing, Myrt (B), Lawrence	1923-27	41

Basinger, Mike (DE), California-Riverside	1974	1
Baxter, Lloyd (C), Southern Methodist	1948	11
Beach, Sanjay (WR), Colorado State	1992	16
Beasy, Emil (B), No college	1924	1
Beck, Ken (DT), Texas A&M	1959-60	24
Becker, Wayland (E), Marquette	1936-38	30
Bedell, Brad (T), Colorado	2004	4
Beebe, Don (WR), Chadron State	1996-97	26
Beeley, Bruce (LB), Oregon	1980	15
Bell, Albert (WR), Alabama	1988	5
Bell, Ed (G/T), Indiana	1947-49	35
Bell, Josh (CB), Baylor	2009	4
Bell, Kahlil (RB), UCLA	2013	3
Bell, Tyrone (CB), North Alabama	1999	1
Bennett, Earl (G), Hardin-Simmons	1946	3
Bennett, Edgar (RB), Florida State	1992-96	80
Bennett, Martellus (TE), Texas A&M	2017	7
Bennett, Tony (LB), Mississippi	1990-93	56
Benson, Cedric (RB), Texas	2012	5
Berezney, Paul (T), Fordham	1942-44	31
Berrang, Ed (E), Villanova	1952	1
Berry, Connie (E), North Carolina State	1940	1
Berry, Ed (DB), Utah State	1986	16
Berry, Gary (S), Ohio State	2000	4
Bettencourt, Larry (C), St. Mary's (Calif.)	1933	2
Bettis, Tom (LB), Purdue	1955-61	84
Beverly, David (P), Auburn	1975-80	86
Bidwell, Josh (P), Oregon	2000-03	64
Bieberstein, Adolph (G), Wisconsin	1926	1
Biegel, Vince (LB), Wisconsin	2017	9
Bigby, Atari (S), Central Florida	2005-10	46
Bilda, Dick (B), Marquette	1944	3
Billups, Lewis (CB), North Alabama	1992	5
Biolo, John (G), Lake Forest	1939	1
Birney, Tom (K), Michigan State	1979-80	13
Bishop, Desmond (LB), California	2007-11	69
Blackmon, Roosevelt (CB), Morris Brown	1998	3
Blackmon, Will (CB), Boston College	2006-09	32
Blackshear, Jeff (G), Northeast Louisiana	2002	1
Blaine, Ed (G), Missouri	1962	14
Blair, Michael (RB), Ball State	1998	11
Bland, Carl (WR), Virginia Union	1989-90	30
Bloodgood, Elbert (B), Nebraska	1930	3
Bodiford, Shaun (WR), Portland State	2006-07	9
Boedeker, Bill (B), Kalamazoo	1950	9
Boerio, Chuck (LB), Illinois	1952	1
Bolden, Juran (CB), Mississippi Delta	1998	3
Bolston, Conrad (DT), Maryland	2007	1
Bolton, Scott (WR), Auburn	1988	4
Bone, Warren (DE), Texas Southern	1987	1
Bono, Steve (QB), UCLA	1997	2
Booker, Vaughn (DE/DT), Cincinnati	1998-99	30
Bookout, Billy (DB), Austin	1955-56	19
Boone, J.R. (B), Tulsa	1953	8
Borak, Fritz (E), Creighton	1938	1
Borden, Nate (DE), Indiana	1955-59	57
Borgognone, Dirk (K), Pacific	1995	2
Bostick, Brandon (TE), Newberry	2013-14	24
Bowdin, Jim (G), Alabama	1928-31	45
Bowen, Matt (S), Iowa	2001-02	21
Bowens, David (DE), Western Illinois	2000	14
Bowman, Ken (C), Wisconsin	1964-73	123
Boyersky, Jerry (NT), Pittsburgh	1986-89	29
Boyd, Elmo (WR), Eastern Kentucky	1978	2
Boyd, Greg (DE), San Diego State	1983	12
Boyd, Josh (DE/DT), Mississippi State	2013-15	26
Boykin, Jarrett (WR), Virginia Tech	2012-14	39
Bracken, Don (P), Michigan	1985-90	80
Brackins, Charlie (QB), Prairie View A&M	1955	7
Bradford, Carl (LB), Arizona State	2016	4
Bradford, Corey (WR), Jackson State	1998-2001	42
Bradley, Dave (G), Penn State	1969-71	15
Brady, Jeff (LB), Kentucky	1992	8
Braggs, Byron (DE), Alabama	1981-83	41
Branstetter, Kent (T), Houston	1973	9
Bratkowski, Zeke (QB), Georgia	1963-68, 71	43
Bray, Ray (G), Western Michigan	1952	12
Breen, Gene (LB), Virginia Tech	1964	6
Brennan, Jack (G), Michigan	1939	2
Brice, Kentrell (S), Louisiana Tech	2016-17	22
Briggs, Dyrval (LB), Bowling Green State	2010	5
Brock, Charley (CB/TB), Nebraska	1939-47	92
Brock, Lou (B), Purdue	1940-45	58
Brock, Matt (DE/DT), Oregon	1989-94	76
Brockington, John (RB), Ohio State	1971-77	85
Brooks, Ahmad (LB), Virginia	2012	12
Brooks, Barrett (T), Kansas State	2007	2
Brooks, Bucky (CB), North Carolina	1996-97	5

Brooks, Robert (WR), South Carolina	1992-98	96
Bross, Mal (B), Gonzaga	1927	2
Broussard, Steve (P), Southern Mississippi	1975	4
Brown, Aaron (DE), Minnesota	1973-74	10
Brown, Allen (TE), Mississippi	1966-67	19
Brown, Bob (DT), Arkansas AM&N	1966-73	104
Brown, Buddy (G), Arkansas	1953-56	47
Brown, Carlos (QB), Pacific	1975-76	26
Brown, Dave (CB), Michigan	1987-89	44
Brown, Donatello (CB), Valdosta State	2017	4
Brown, Gary (T), Georgia Tech	1994-96	25
Brown, Gilbert (DT), Kansas	1993-99, 2001-03	125
Brown, Jonathan (DE), Tennessee	1998	4
Brown, Ken (C), New Mexico	1980	7
Brown, Robert (LB/DE), Virginia Tech	1982-92	164
Brown, Tim (HB), Ball State	1959	1
Brown, Tom (DB), Maryland	1964-68	70
Browner, Ross (DE/NT), Notre Dame	1987	11
Bruder, Hank (B), Northwestern	1931-39	98
Brunell, Mark (QB), Washington	1994	2
Bucchianeri, Mike (G), Indiana	1941, 44-45	14
Buchanon, Willie (CB), San Diego State	1972-78	80
Buck, Cub (T), Wisconsin	1921-25	49
Buckley, Terrell (CB), Florida State	1992-94	46
Buhler, Larry (B), Minnesota	1939-41	21
Bulaga, Bryan (T), Iowa	2010-12, 14-17	85
Buland, Walt (T), No college	1924	1
Bullough, Hank (G), Michigan State	1955, 58	20
Bultman, Art (C), Marquette	1932-34	37
Burgess, Ronnie (DB), Wake Forest	1985	7
Burnett, Morgan (S), Georgia Tech	2010-17	102
Burnette, Reggie (LB), Houston	1991	3
Burris, Paul (G), Oklahoma	1949-51	29
Burrow, Curtis (K), Central Arkansas	1988	1
Burrow, Jim (DB), Nebraska	1976	3
Bush, Blair (C), Washington	1989-91	48
Bush, Jarrett (CB/S), Utah State	2006-14	137
Butler, Bill (B), Tennessee-Chattanooga	1959	11
Butler, Frank (C/T), Michigan State	1934-36, 38	26
Butler, LeRoy (CB/S), Florida State	1990-2001	181
Butler, Mike (DE), Kansas	1977-82, 85	95
Byrd, Emanuel (TE), Marshall	2017	1

## C

Cabral, Brian (LB), Colorado	1980	7
Cade, Mossy (DB), Texas	1985-86	30
Caffey, Lee Roy (LB), Texas A&M	1964-69	83
Cahoon, Ivan (T), Gonzaga	1926-29	31
Caldwell, David (NT), Texas Christian	1987	3
Callahan, Joe (QB), Wesley	2017	1
Campbell, Rich (QB), California	1981-84	7
Campen, James (C), Tulane	1989-93	61
Canadeo, Tony (B), Gonzaga	1941-44, 46-52	116
Cannava, Al (B), Boston College	1950	1
Cannon, Mark (C), Texas-Arlington	1984-89	68
Capp, Dick (TE/LB), Boston College	1967	2
Capuzzi, Jim (B), Cincinnati	1955-56	9
Carey, Joe (G), Illinois Tech	1921	6
Carlson, Wes (G), St. John's	1926	4
Carpmichael, Al (HB), Southern California	1953-58	68
Carpenter, Lew (B), Arkansas	1959-63	66
Carr, Fred (LB), Texas-El Paso	1968-77	140
Carreker, Alphonso (DE), Florida State	1984-88	72
Carroll, Ahmad (CB), Arkansas	2004-06	34
Carroll, Leo (DE), San Diego State	1968	6
Caruth, Paul Ott (RB), Alabama	1986-88	43
Carter, Carl (CB), Texas Tech	1992	7
Carter, Jim (LB), Minnesota	1970-75, 77-78	106
Carter, Joe (E), Southern Methodist	1942	11
Carter, Mike (WR), Sacramento State	1970	2
Carter, Tony (FB), Minnesota	2002	12
Casper, Charley (B), Texas Christian	1934	1
Cassidy, Ron (WR), Utah State	1979-81, 83-84	60
Cecil, Chuck (S), Arizona	1988-92	66
Chandler, Don (K), Florida	1965-67	42
Chatman, Antonio (WR/KR), Cincinnati	2003-05	48
Cheek, Louis (T), Texas A&M	1991	12
Cherry, Bill (C), Middle Tennessee State	1986-87	28
Chesley, Francis (LB), Wyoming	1978	1
Childs, Henry (TE), Kansas State	1984	3
Chillar, Brandon (LB), UCLA	2008-10	34
Chmura, Mark (TE), Boston College	1993-99	89
Choate, Putt (LB), Southern Methodist	1987	2
Christman, Paul (QB), Missouri	1950	11
Cifelli, Gus (T), Notre Dame	1953	12
Cifers, Bob (B), Tennessee	1949	9
Clancy, Jack (WR), Michigan	1970	14

Clanton, Chuck (DB), Auburn	1985	3
Claridge, Dennis (QB), Nebraska	1965	1
Clark, Allan (RB), Northern Arizona	1982	5
Clark, Greg (LB), Arizona State	1993	2
Clark, Jessie (FB), Arkansas	1981-87	60
Clark, Kenny (DT), UCLA	2016-17	31
Clark, Michael (WR), Marshall	2017	2
Clark, Vinnie (CB), Ohio State	1991-92	32
Clavelle, Shannon (DE), Colorado	1995-97	15
Clayton, Mark (WR), Louisville	1993	16
Clemens, Bob (FB), Georgia	1955	2
Clemens, Cal (B), Southern California	1936	9
Clemons, Ray (G), St. Mary's (Calif.)	1947	9
Clifton, Chad (T), Tennessee	2000-11	165
Clinton-Dix, Ha Ha (S), Alabama	2014-17	64
Cloud, Jack (FB), William & Mary	1950-51	13
Cobb, Randall (WR), Kentucky	2011-17	96
Cobb, Reggie (RB), Tennessee	1994	16
Cody, Ed (B), Purdue	1947-48	20
Coffey, Junior (RB), Washington	1965	13
Coffman, Paul (TE), Kansas State	1978-85	119
Cole, Colin (DT), Iowa	2004-08	57
Coleman, Keo (LB), Mississippi State	1993	12
Colledge, Daryn (G/T), Boise State	2006-10	80
Collier, Steve (T), Bethune-Cookman	1987	10
Collins, Alvin (HB), Louisiana State	1951	7
Collins, Bobby (TE), North Alabama	2001	4
Collins, Brett (LB), Washington	1992-93	15
Collins, Mark (CB), Cal State-Fullerton	1997	1
Collins, Nick (S), Bethune-Cookman	2005-11	95
Collins, Patrick (RB), Oklahoma	1988	5
Collins, Shawn (WR), Northern Arizona	1993	4
Combs, Derek (CB), Ohio State	2003	8
Comp, Irv (B), St. Benedict's	1943-49	69
Compton, Chuck (DB), Boise State	1987	2
Comstock, Rudy (G), Georgetown	1931-33	40
Concannon, Jack (QB/S), Boston College	1974	14
Cone, Fred (FB/K), Clemson	1951-57	82
Conway, Dave (K), Texas	1971	1
Cook, James (G), Notre Dame	1921	2
Cook, Jared (TE), South Carolina	2016	10
Cook, Kelly (RB), Oklahoma State	1987	11
Cook, Ted (E/DB), Alabama	1948-50	35
Cooke, Bill (DE), Massachusetts	1975	5
Cooks, Kerry (S), Iowa	1998	9
Cooney, Mark (LB), Colorado	1974	13
Copeland, Russell (WR), Memphis	1998	3
Corker, John (LB), Oklahoma State	1988	2
Coston, Junius (T/G), North Carolina A&T	2005-07	16
Coughlin, Frank (T), Notre Dame	1921	5
Coutre, Larry (HB), Notre Dame	1950, 53	19
Cox, Ron (LB), Fresno State	1996	16
Crabtree, Tom (TE), Miami (Ohio)	2010-12	46
Craig, Larry (E/B), South Carolina	1939-49	121
Crawford, Keith (CB/WR), Howard Payne	1995, 99	13
Cremer, Ted (E), Auburn	1948	3
Crenshaw, Leon (DT), Tuskegee	1968	10
Crimmins, Bernie (G/B), Notre Dame	1945	6
Crockett, John (RB), North Dakota State	2015	2
Croft, Milburn (T), Ripon	1942-47	51
Cronin, Tommy (HB), Marquette	1922	5
Crosby, Mason (K), Colorado	2007-17	176
Croston, Dave (T), Iowa	1988	16
Crouse, Ray (RB), Nevada-Las Vegas	1984	16
Crowley, Jim (HB), Notre Dame	1925	3
Crutcher, Tommy (LB), Texas Christian	1964-67, 71-72	80
Cuff, Ward (B), Marquette	1947	10
Culbreath, Jim (FB), Oklahoma	1977-79	29
Culver, Al (T), Notre Dame	1932	1
Culver, Tyrone (S), Fresno State	2006	14
Cumby, George (LB), Oklahoma	1980-85	80
Curcio, Mike (LB), Temple	1983	13
Currie, Dan (LB), Michigan State	1958-64	90
Curry, Bill (C), Georgia Tech	1965-66	28
Curry, Scott (T), Montana	1999	5
Cvercko, Andy (G), Northwestern	1960	12
Cyre, Hector (T), Gonzaga	1926	10

## D

Dahms, Tom (T), San Diego State	1955	12
Dale, Carroll (WR), Virginia Tech	1965-72	111
Danelo, Joe (K), Washington State	1975	12
Daniell, Averell (T), Pittsburgh	1937	5
Daniels, Mike (DE/DT), Iowa	2012-17	92
Danjean, Ernie (LB), Auburn	1957	12
Darkins, Chris (RB), Minnesota	1997	14
Darling, Bernard (C), Beloit	1927-31	36



Davenport, Bill (HB), Hardin-Simmons	1931	2
Davenport, Najeh (RB/FB), Miami (Fla.)	2002-05	39
Davey, Don (DE/DT), Wisconsin	1991-94	50
Davidson, Ben (DE), Washington	1961	14
Davis, Anthony (LB), Utah	1999	14
Davis, Dave (WR), Tennessee A&I	1971-72	24
Davis, Harper (B), Mississippi State	1951	12
Davis, Kenneth (RB), Texas Christian	1986-88	35
Davis, Knile (RB), Arkansas	2016	2
Davis, Paul (G), Marquette	1922	7
Davis, Ralph (G), Wisconsin	1947-48	22
Davis, Rob (LS), Shippensburg	1997-2007	167
Davis, Trevor (WR), California	2016-17	27
Davis, Tyrone (TE), Virginia	1997-2002	69
Davis, Willie (DE), Grambling State	1960-69	138
Dawson, Dale (K), Eastern Kentucky	1988	4
Dawson, Gib (HB), Texas	1953	7
Dean, Walter (FB), Grambling State	1991	9
Deeks, Don (T), Washington	1948	8
Dees, Bob (T), Southwest Missouri State	1952	9
Deegrate, Tony (DE), Texas	1985	1
Del Gaizo, Jim (QB), Tampa	1973	8
Del Greco, Al (K), Auburn	1984-87	46
DeLisle, Jim (DT), Wisconsin	1971	9
Dellenbach, Jeff (C/G), Wisconsin	1996-98	33
DeLuca, Tony (NT), Rhode Island	1984	1
Dendy, Patrick (CB), Rice	2005-06	16
Dennard, Preston (WR), New Mexico	1985	16
Dent, Burnell (LB), Tulane	1986-92	96
Deschaine, Dick (P), No college	1955-57	35
Detmer, Ty (QB), Brigham Young	1993, 95	7
Dial, Quinton (DT), Alabama	2017	13
Dickey, Lynn (QB), Kansas State	1976-77, 79-85	105
Didier, Clint (TE), Portland State	1988-89	31
Dietch-Smith, Evan (G/C), Idaho State	2009, 11-13	61
Diggs, Na'il (LB), Ohio State	2000-05	84
Dillon, Bobby (DB), Texas	1952-59	94
Dilweg, Anthony (QB), Duke	1989-90	10
Dilweg, Lavvie (E), Marquette	1927-34	98
Dimler, Rich (DT), Southern California	1980	3
Dingle, Antonio (DT), Virginia	1999	6
DiPierro, Ray (G), Ohio State	1950-51	18
Disend, Leo (T), Albright	1940	5
Dittrich, John (G), Wisconsin	1959	12
Don Carlos, Waldo (C), Drake	1931	12
D'Onofrio, Mark (LB), Penn State	1992	2
Donohoe, Mike (TE), San Francisco	1973-74	27
Dorleant, Makinton (CB), Northern Iowa	2016	4
Dorsett, Matthew (CB), Southern Univ.	1995	10
Dorsey, Dean (K), Toronto	1988	3
Dorsey, John (LB), Connecticut	1984-88	76
Dorsey, Kevin (WR), Maryland	2014	3
Dotson, Earl (T), Texas A&I	1993-2002	120
Dotson, Santana (DT), Baylor	1996-2001	88
Douglass, Bobby (QB), Kansas	1978	12
Douglass, Mike (LB), San Diego State	1978-85	119
Dowden, Corey (CB), Tulane	1996	9
Dowden, Steve (T), Baylor	1952	12
Dowler, Boyd (WR), Colorado	1959-69	150
Dowling, Brian (QB), Yale	1977	2
Drechsler, Dave (G), North Carolina	1983-84	32
Dreyer, Wally (B), Wisconsin	1950	12
Driver, Donald (WR), Alcorn State	1999-2012	205
Drost, Jeff (DT), Iowa	1987	2
Druis, Chuck (G), Temple	1950	11
Duckett, Forey (CB), Nevada	1994	3
Duford, Wilfred (B), Marquette	1924	3
Duhart, Paul (B), Florida	1944	8
Dukes, Jamie (C), Florida State	1994	6
DuMoe, Bill (E), No college	1921	6
Dunaway, Dave (WR), Duke	1968	2
Duncan, Ken (P), Tulsa	1971	2
Dunn, Red (B), Marquette	1927-31	58
Dunningan, Pat (E), Minnesota	1922	2

E

Ealy, Biren (WR), Houston	2009	1
Earhart, Ralph (B), Texas Tech	1948-49	24
Earp, Jug (C), Monmouth	1922-32	120
Eason, Roger (G), Oklahoma	1949	12
Ecker, Ed (T), John Carroll	1950-51	19
Edwards, Antuan (CB/S), Clemson	1999-2003	53
Edwards, Earl (DT), Wichita State	1979	9
Ellerson, Gary (FB), Wisconsin	1985-86	31
Elliott, Carlton (E), Virginia	1951-54	48
Elliott, Jayrone (LB), Toledo	2014-16	38
Elliott, Tony (DB), Central Michigan	1987	1

F

Ellis, Gerry (FB), Missouri	1980-86	103
Ellis, Ken (CB), Southern Univ.	1970-75	83
Enderle, Dick (G), Minnesota	1976	3
Engelbreten, Paul (G), Northwestern	1934-41	64
Engelmann, Wuert (B), South Dakota State	1930-33	44
Enright, Rex (FB), Notre Dame	1926-27	19
Epps, Phillip (WR), Texas Christian	1982-88	85
Estep, Mike (G), Bowling Green State	1987	1
Ethridge, Joe (T), Southern Methodist	1949	12
Evans, Dick (E), Iowa	1940, 43	17
Evans, Doug (CB), Louisiana Tech	1993-97	79
Evans, Jack (B), California	1929	3
Evans, Jahri (G), Bloomsburg	2017	14
Evans, Lon (G), Texas Christian	1933-37	57
Evans, Marwin (S), Utah State	2016-17	32

F

Fackrell, Kyler (LB), Utah State	2016-17	29
Falkenstein, Tony (FB), St. Mary's (Calif.)	1943	10
Fanucci, Mike (DE), Arizona State	1974	13
Faverty, Hal (C/LB), Wisconsin	1952	11
Favre, Brett (QB), Southern Mississippi	1992-2007	255
Faye, Allen (E), Marquette	1922	1
Feasel, Greg (T), Abilene Christian	1986	15
Feathers, Beattie (B), Tennessee	1940	1
Ferguson, Howie (FB), No college	1953-58	65
Ferguson, Robert (WR), Texas A&M	2001-06	60
Ferragamo, Vince (QB), Nebraska	1986	3
Ferrario, Bill (G), Wisconsin	2002	16
Ferry, Lou (T), Villanova	1949	12
Finley, Jermichael (TE), Texas	2008-13	70
Finnin, Tom (T), Detroit	1957	3
Fisher, Tony (RB), Notre Dame	2002-05	60
Fitzgerald, Kevin (TE), Wisconsin-Eau Claire	1987	1
Fitzgibbon, Paul (B), Creighton	1930-32	24
Flaherty, Dick (E), Marquette	1926	12
Flanagan, Mike (C/T), UCLA	1998-2005	98
Flanigan, Jim (LB), Pittsburgh	1967-70	40
Flanigan, Jim (DT), Notre Dame	2001	16
Fleming, Marv (TE), Utah	1963-69	95
Flinn, Ryan (P), Central Florida	2005	2
Flowers, Bob (C/LB), Texas Tech	1942-49	63
Floyd, Bobby Jack (FB), Texas Christian	1952	12
Flynn, Matt (QB), Louisiana State	2008-11, 13-14	46
Flynn, Tom (S), Pittsburgh	1984-86	38
Folkins, Lee (DE), Washington	1961	14
Fontenet, Herman (RB), Louisiana State	1989-90	30
Fontenet, Therrian (CB), Fresno State	2005	1
Ford, Len (DE), Michigan	1958	11
Ford, Trevor (CB), Troy	2009	3
Forester, Bill (LB), Southern Methodist	1953-63	138
Forde, Aldo (G), Montana	1947	10
Forde, Bob (B), Arkansas	1946-53	80
Francies, Chris (WR), Texas-EI Paso	2006-07	8
Francis, Joe (B), Oregon State	1958-59	24
Francis, Robert (LB), Boston College	2010-13	39
Franklin, Johnathan (RB), UCLA	2013	11
Frankowski, Ray (G), Washington	1945	2
Franks, Bubba (TE), Miami (Fla.)	2000-07	114
Franta, Herb (T), St. Thomas	1930	2
Franz, Nolan (WR), Tulane	1986	1
Franz, Todd (S), Tulsa	2002, 05	7
Frase, Paul (DE), Syracuse	1997	9
Freeman, Antonio (WR), Virginia Tech	1995-2001, 03	116
Freeman, Bob (DB), Auburn	1959	12
Fries, Sherwood (G/LB), Colorado State	1943	5
Fritsch, Ted (B), Stevens Point Teachers	1942-50	99
Frost, Derrick (P), Northern Iowa	2008	12
Frutig, Ed (E), Michigan	1941, 45	9
Fuller, Curtis (S), Texas Christian	2003-04	10
Fuller, Joe (CB), Northern Iowa	1991	16
Fullwood, Brent (RB), Auburn	1987-90	45
Fusina, Chuck (QB), Penn State	1986	7

G

Gabbard, Steve (T), Florida State	1991	4
Gado, Samkon (RB), Liberty	2005-06	9
Galbraith, Scott (TE), Southern California	1998	1
Galbreath, Harry (G), Tennessee	1993-95	48
Gantenbein, Milt (E), Wisconsin	1931-40	103
Garcia, Eddie (K), Southern Methodist	1983-84	19
Gardella, Anthony (B), Holy Cross	1923	7
Gardner, Milton (G), Wisconsin	1922-26	55
Gardner, Rod (WR), Clemson	2005	2
Garrett, Bob (QB), Stanford	1954	9
Garrett, Len (TE), New Mexico Highlands	1971-73	30
Gassert, Ron (DT), Virginia	1962	10

Gaston, Bruce (DT), Purdue . . . . .	2015	2
Gatewood, Lester (C), Baylor . . . . .	1964-47	23
Gavin, Buck (B), Syracuse . . . . .	1921, 23	9
Gaydos, Kent (WR), Florida State . . . . .	1975	4
Gbaja-Biamila, Kabere (DE), San Diego State . . . . .	2000-08	124
Gerhart, Garth (C), Arizona State . . . . .	2014	2
Getty, Charlie (T), Penn State . . . . .	1983	15
Giacomini, Breno (T), Louisville . . . . .	2008	1
Gibson, Paul (WR), Texas-El Paso . . . . .	1972	1
Gilbert, Reggie (LB), Arizona . . . . .	2017	2
Gillette, Jim (B), Virginia . . . . .	1947	10
Gillingham, Gale (G), Minnesota . . . . .	1966-74, 76	128
Gillis, Willie (QB), Norfolk State . . . . .	1987	1
Giordano, Matt (S), California . . . . .	2009	5
Girard, Jug (B), Wisconsin . . . . .	1948-51	46
Gizzi, Chris (LB), Air Force . . . . .	2000-01	23
Glass, Leland (WR), Oregon . . . . .	1972-73	26
Glenn, Terry (WR), Ohio State . . . . .	2002	15
Glick, Eddie (B), Marquette . . . . .	1921-22	6
Goforth, Derrel (G/C), Oklahoma State . . . . .	1977-82	85
Goldenberg, Charles (G/B), Wisconsin . . . . .	1933-45	120
Goode, Brett (LS), Arkansas . . . . .	2008-17	152
Goodman, Herbert (RB), Graceland . . . . .	2000-01	12
Goodman, Les (RB), Yankton . . . . .	1973-74	19
Goodnight, Clyde (E), Tulsa . . . . .	1945-49	38
Goodson, Demetri (CB), Baylor . . . . .	2014-16	26
Gordon, Damien (CB/KR), Stanford . . . . .	2002	13
Gordon, Dick (WR), Michigan State . . . . .	1973	2
Gordon, Lou (T), Illinois . . . . .	1936-37	22
Gordy, Josh (CB), Central Michigan . . . . .	2010	2
Gorgal, Ken (DB), Purdue . . . . .	1956	5
Grabowski, Jim (RB), Illinois . . . . .	1966-70	63
Graham, Jay (RB), Tennessee . . . . .	2002	3
Grant, David (DE), West Virginia . . . . .	1993	7
Grant, Ryan (RB), Notre Dame . . . . .	2007-12	67
Gray, Cecil (T), North Carolina . . . . .	1992	2
Gray, Jack (E), No college . . . . .	1923	1
Gray, Johnnie (S), Cal State-Fullerton . . . . .	1975-83	124
Green, Ahman (RB), Nebraska . . . . .	2000-06, 09	104
Green, Alex (RB), Hawaii . . . . .	2011-12	16
Green, Howard (DE/NT), Louisiana State . . . . .	2010-11	25
Green, Jessie (WR), Tulsa . . . . .	1976	1
Greene, Tiger (S), Western Carolina . . . . .	1986-90	72
Greeney, Norm (G), Notre Dame . . . . .	1933	7
Greenfield, Tom (C/LB), Arizona . . . . .	1939-41	22
Greenwood, David (S), Wisconsin . . . . .	1986	9
Gregg, Forrest (T), Southern Methodist . . . . .	1956, 58-70	187
Gremmingner, Hank (DB), Baylor . . . . .	1956-65	123
Griffin, Harold (C), Iowa . . . . .	1928	5
Grimes, Billy (HB), Oklahoma A&M . . . . .	1950-52	36
Grimm, Dan (G), Colorado . . . . .	1963-65	42
Gros, Earl (FB), Louisiana State . . . . .	1962-63	28
Grove, Roger (B), Michigan State . . . . .	1931-35	51
Gruber, Bob (T), Pittsburgh . . . . .	1987	1
Gueno, Jim (LB), Tulane . . . . .	1976-80	75
Guion, Letroy (DT), Florida State . . . . .	2014-16	44
Gunter, LaDarius (CB), Miami (Fla.) . . . . .	2015-17	25

**H**

Hackbart, Dale (DB), Wisconsin . . . . .	1960-61	14
Hackett, Joey (TE), Elon . . . . .	1987-88	20
Haddix, Michael (FB), Mississippi State . . . . .	1989-90	32
Hadi, John (QB), Kansas . . . . .	1974-75	22
Haley, Darryl (T), Utah . . . . .	1988	13
Hall, Charlie (CB), Pittsburgh . . . . .	1971-76	83
Hall, Corey (FB), Boise State . . . . .	2007-10	48
Hall, Lamont (TE), Clemson . . . . .	1999	14
Hall, Mark (DE), Southwestern Louisiana . . . . .	1989-90	10
Hallstrom, Ron (G), Iowa . . . . .	1982-92	162
Hamilton, Ruffin (LB), Tulane . . . . .	1994	5
Hampton, Dave (RB), Wyoming . . . . .	1969-71	33
Hanner, Dave (DT), Arkansas . . . . .	1952-64	160
Hanny, Frank (T), Indiana . . . . .	1930	2
Hansen, Don (LB), Illinois . . . . .	1976-77	20
Hansen, Hal (FB/E), Minnesota . . . . .	1923	1
Hanson, Chris (P), Marshall . . . . .	1999	1
Harden, Derrick (WR), Eastern New Mexico . . . . .	1987	3
Harden, Leon (S), Texas-El Paso . . . . .	1970	8
Harding, Roger (C), California . . . . .	1949	6
Hardy, Kevin (DT), Notre Dame . . . . .	1970	14
Hargrove, James (RB), Wake Forest . . . . .	1987	2
Harper, Chris (WR), Kansas State . . . . .	2013	4
Harrell, Graham (QB), Texas Tech . . . . .	2012	4
Harrell, Justin (DT/DE), Tennessee . . . . .	2007-08, 10	14
Harrell, Willard (RB), Pacific . . . . .	1975-77	40
Harris, Al (CB), Texas A&M-Kingsville . . . . .	2003-09	102
Harris, Alonzo (RB), Louisiana-Lafayette . . . . .	2015	6

Harris, Bernardo (LB), North Carolina . . . . .	1995-2001	111
Harris, Corey (WR/CB/KR), Vanderbilt . . . . .	1992-94	37
Harris, DuJuan (RB), Troy . . . . .	2012, 14	19
Harris, Jack (B), Wisconsin . . . . .	1925-26	21
Harris, Jackie (TE), Northeast Louisiana . . . . .	1990-93	60
Harris, Leotis (G), Arkansas . . . . .	1978-83	74
Harris, Raymont (RB), Ohio State . . . . .	1998	8
Harris, Tim (LB), Memphis . . . . .	1986-90	76
Harris, William (TE), Bishop . . . . .	1990	4
Harrison, Anthony (DB), Georgia Tech . . . . .	1987	3
Hart, Derek (LB), James Madison . . . . .	2017	2
Hart, Doug (DB), Texas-Arlington . . . . .	1964-71	112
Hartnett, Perry (G), Southern Methodist . . . . .	1987	1
Hartwig, Keith (WR), Arizona . . . . .	1977	4
Harvey, Maurice (S), Ball State . . . . .	1981-83	29
Hasselbeck, Matt (QB), Boston College . . . . .	1999-2000	32
Hathcock, Dave (DB), Memphis . . . . .	1966	14
Hauck, Tim (S), Montana . . . . .	1991-94	58
Havig, Dennis (G), Colorado . . . . .	1977	7
Havner, Spencer (LB/TE), UCLA . . . . .	2008-10	21
Haw, A.J. (LB), Ohio State . . . . .	2006-14	142
Hawkins, Josh (CB), East Carolina . . . . .	2016-17	26
Hawkins, Mike (CB), Oklahoma . . . . .	2005	11
Hawthorne, Michael (CB/S), Purdue . . . . .	2003-04	30
Haycraft, Ken (E), Minnesota . . . . .	1930	1
Hayden, Aaron (RB), Tennessee . . . . .	1997	14
Hayes, Chris (S), Washington State . . . . .	1996	2
Hayes, Dave (E), Notre Dame . . . . .	1921-22	13
Hayes, Gary (DB), Fresno State . . . . .	1984-86	42
Hayes, Norb (E), Marquette . . . . .	1923	6
Hayhoe, Bill (T), Southern California . . . . .	1969-73	61
Hays, George (DE), St. Bonaventure . . . . .	1953	9
Hayward, Casey (CB), Vanderbilt . . . . .	2012-15	51
Hearden, Les (HB), St. Ambrose . . . . .	1924	2
Hearden, Tom (B), Notre Dame . . . . .	1927-28	5
Heath, Stan (QB), Nevada . . . . .	1949	12
Hefner, Larry (LB), Clemson . . . . .	1972-75	34
Heimburger, Craig (G), Missouri . . . . .	1999	2
Held, Paul (DB), San Jose State . . . . .	1955	2
Helluni, Jerry (DT), Tulane . . . . .	1954-57	48
Henderson, William (FB), North Carolina . . . . .	1995-2006	188
Hendrian, Dutch (LB), Princeton . . . . .	1924	11
Hendricks, Ted (LB), Miami (Fla.) . . . . .	1974	14
Henry, Urban (DT), Georgia Tech . . . . .	1963	14
Hentrich, Craig (P), Notre Dame . . . . .	1994-97	64
Herber, Arnie (B), Regis . . . . .	1930-40	109
Herron, Noah (RB), Northwestern . . . . .	2005-06	21
Hickman, Larry (FB), Baylor . . . . .	1960	12
Highsmith, Don (RB), Michigan State . . . . .	1973	7
Hill, Don (B), Stanford . . . . .	1929	3
Hill, Jim (DB), Texas A&I . . . . .	1972-74	41
Hill, Michael (RB), Missouri Western State . . . . .	2013	2
Hill, Nate (DE), Auburn . . . . .	1988	4
Hilton, John (TE), Richmond . . . . .	1970	14
Himes, Dick (T), Ohio State . . . . .	1968-77	135
Hinkle, Clarke (FB), Bucknell . . . . .	1932-41	113
Hinte, Hal (E), Pittsburgh . . . . .	1942	1
Hobbins, Jim (G), Minnesota . . . . .	1987	3
Hodge, Abdul (LB), Iowa . . . . .	2006	8
Hoffman, Gary (T), Santa Clara . . . . .	1984	1
Holiday, Carlyle (WR), Notre Dame . . . . .	2006-07	5
Holland, Darius (DT/DE), Colorado . . . . .	1995-97	42
Holland, Johnny (LB), Texas A&M . . . . .	1987-93	103
Holler, Ed (LB), South Carolina . . . . .	1963	2
Holliday, Vonnie (DE), North Carolina . . . . .	1998-2002	66
Hollinquest, Lamont (LB), Southern California . . . . .	1996-98	46
Holmberg, Rob (LB), Penn State . . . . .	2001	4
Holmes, Darick (RB), Portland State . . . . .	1998	11
Holmes, Jerry (CB), West Virginia . . . . .	1990-91	29
Hood, Estus (DB), Illinois State . . . . .	1978-84	104
Hope, Charles (G), Central (Ohio) State . . . . .	1994	6
Horn, Don (QB), San Diego State . . . . .	1967-70	20
Hornung, Paul (B), Notre Dame . . . . .	1957-62, 64-66	104
Horton, Jason (CB), North Carolina A&T . . . . .	2004-05	23
House, Davon (CB), New Mexico State . . . . .	2011-14, 17	52
Houston, Bobby (LB), North Carolina State . . . . .	1990	1
Howard, Desmond (WR/KR), Michigan . . . . .	1996, 99	24
Howard, Lynn (B), Indiana . . . . .	1921-22	12
Howell, John (B), Nebraska . . . . .	1938	6
Howton, Billy (E), Rice . . . . .	1952-58	80
Hubbard, Cal (T), Geneva . . . . .	1929-33, 35	75
Huckleby, Harlan (RB), Michigan . . . . .	1980-85	84
Hudson, Bob (RB), Northeastern (Okla.) State . . . . .	1972	12
Huffman, Tim (G/T), Notre Dame . . . . .	1981-85	47
Hull, Tom (LB), Penn State . . . . .	1975	12
Humphrey, Donnie (DE), Auburn . . . . .	1984-86	48
Humphrey, Tory (TE), Central Michigan . . . . .	2005-06, 08	24

Hundley, Brett (QB), UCLA	2016-17	15
Hunt, Cletidus (DT/DE), Kentucky State	1999-2004	85
Hunt, Ervin (DB), Fresno State	1970	6
Hunt, Kevin (T), Doane	1972	3
Hunt, Mike (LB), Minnesota	1978-80	22
Hunter, Art (C), Notre Dame	1954	12
Hunter, Jason (DE), Appalachian State	2006-08	42
Hunter, Scott (QB), Alabama	1971-73	35
Hunter, Tony (RB), Minnesota	1987	1
Hutchins, Paul (T), Western Michigan	1993-94	17
Hudson, Don (E/DB), Alabama	1935-45	116
Hvey, Micah (CB/DB), Iowa	2013-16	63
Hyland, Bob (C), Boston College	1967-69	76

I

Ilkin, Tunch (T), Indiana State	1993	1
Iman, Ken (C), Southeast Missouri State	1960-63	54
Ingalls, Bob (C/LB), Michigan	1942	10
Ingram, Darryl (TE), California	1992-93	18
Ingram, Mark (WR), Michigan State	1995	16
Isbell, Cecil (B), Purdue	1938-42	54
Ivery, Eddie Lee (RB), Georgia Tech	1979-86	72

J

Jacke, Chris (K), Texas-El Paso	1989-96	126
Jackson, Alexander (G), Louisiana State	2002	2
Jackson, Brandon (RB), Nebraska	2007-10	52
Jackson, Chris (WR), Washington State	2002-03	2
Jackson, Don (RB), Nevada	2016	3
Jackson, Grady (DT), Knoxville	2003-05	34
Jackson, James (RB), Miami (Fla.)	2004	1
Jackson, Johnnie (S), Houston	1992	2
Jackson, Keith (TE), Oklahoma	1995-96	25
Jackson, Mel (G), Southern California	1976-80	64
Jacobs, Allen (HB), Utah	1965	14
Jacobs, Jack (B), Oklahoma	1947-49	36
Jacunski, Harry (E), Fordham	1939-44	55
Jakes, Van (CB), Kent State	1989	16
James, Claudis (WR), Jackson State	1967-68	15
Janet, Ernie (G), Washington	1975	31
Janis, Jeff (WR), Saginaw Valley State	2014-17	51
Jankowski, Ed (B), Wisconsin	1937-41	50
Jansante, Val (E), Duquesne	1951	3
Jay, Craig (TE), Mount Senario	1987	3
Jean, Walt (G), Heidelberg	1925-26	19
Jean Francois, Ricky (DT), Louisiana State	2017	6
Jefferson, John (WR), Arizona State	1981-84	50
Jefferson, Norman (DB), Louisiana State	1987-88	14
Jonson, Ray (T), South Dakota State	1931	2
Jenke, Noel (LB), Minnesota	1973-74	10
Jenkins, Billy (S), Howard	2001	6
Jenkins, Cullen (DT/DE), Central Michigan	2004-10	93
Jennings, Greg (WR), Western Michigan	2006-12	96
Jennings, Jim (E), Missouri	1955	4
Jennings, M.D. (S), Arkansas State	2011-13	47
Jensen, Greg (G), No college	1987	1
Jensen, Jim (RB), Iowa	1981-82	23
Jervey, Travis (RB), The Citadel	1995-98	56
Jeter, Bob (DB), Iowa	1963-70	107
John, Ulrick (T), Georgia State	2017	5
Johnson, Bill (DE), Minnesota	1941	6
Johnson, Charles (DT), Maryland	1979-80	83
Johnson, Danny (LB), Tennessee State	1978	3
Johnson, Ezra (DE), Morris Brown	1977-87	148
Johnson, Glenn (T), Arizona State	1949	8
Johnson, Howard (G/LB), Georgia	1940-41	22
Johnson, Joe (HB), Boston College	1954-58	53
Johnson, Joe (DE), Louisville	2002-03	11
Johnson, Kenneth (DB), Mississippi State	1987	12
Johnson, KeShon (CB), Arizona	1994	97
Johnson, LeShon (RB), Northern Illinois	1994-95	14
Johnson, Marvin (DB), San Jose State	1952-53	12
Johnson, Quinn (FB), Louisiana State	2009-10	20
Johnson, Randy (QB), Texas A&I	1976	3
Johnson, Reggie (TE), Florida State	1994	97
Johnson, Sammy (RB), North Carolina	1979	3
Johnson, Tom (DT), Michigan	1952	8
Johnston, Chester (B), Marquette	1931	34
Jolly, Johnny (DT/DE), Texas A&M	2006-09	13
Jolly, Mike (S), Michigan	1980	82
Jones, Aaron (RB), Texas El-Paso	2017	12
Jones, Bob (G), Indiana	1934	12
Jones, Boyd (T), Texas Southern	1984	2
Jones, Brad (LB), Colorado	2009-14	76
Jones, Bruce (G), Alabama	1927-28	22
Jones, Calvin (RB), Nebraska	1996	1

Jones, Daryll (DB), Georgia	1984-85	24
Jones, Datone (DE/LB), UCLA	2013-16	59
Jones, Jamal (WR/KR), North Carolina A&T	2005	2
Jones, James (WR), San Jose State	2007-13	15
Jones, Josh (S), North Carolina State	2017	16
Jones, Ron (TE), Texas-El Paso	1969	6
Jones, Scott (T), Washington	1991	2
Jones, Sean (DE), Northeastern	1994-96	47
Jones, Terry (NT), Alabama	1978-84	85
Jones, Tom (G), Bucknell	1938	8
Jordan, Charles (WR), Long Beach City	1994-95	99
Jordan, Henry (DT), Virginia	1959-69	139
Jordan, Kenneth (LB), Tuskegee	1987	3
Jorgenson, Carl (T), St. Mary's (Calif.)	1934	10
Josue, Steve (LB), Carson-Newman	2004	4
Joyner, Seth (LB), Texas-El Paso	1997	11
Joe, Bhawoh (CB/S), Penn State	2001-04	51
Jurkovic, John (NT), Eastern Illinois	1991-95	69

K

Kahler, Bob (B), Nebraska	1942-44	19
Kahler, Royal (T), Nebraska	1942	7
Kampman, Aaron (DE/LB), Iowa	2002-09	112
Kapinos, Jeremy (P), Penn State	2008-09	20
Katalinas, Leo (T), Catholic Univ.	1938	8
Kauahi, Kani (C), Hawai'i	1988	16
Keane, Jim (E), Iowa	1952	11
Keefe, Emmett (T), Notre Dame	1921	23
Kekeris, Jim (T), Missouri	1948	5
Kell, Paul (T), Notre Dame	1939-40	20
Kelley, Bill (E), Texas Tech	1949	12
Kelly, Joe (LB), Washington	1995	13
Kemp, Perry (WR), California (Pa.)	1988-91	6
Kendricks, Lance (TE), Wisconsin	2017	16
Kercher, Bob (DE), Georgetown	1944	2
Kern, Bill (T), Pittsburgh	1929-30	18
Kerridge, Joe (FB), Michigan	2016-17	12
Keuper, Ken (B), Georgia	1945-47	31
Kiel, Blair (QB), Notre Dame	1988	90
Kiesling, Walt (G), St. Thomas	1935-36	18
Kight, Kelvin (WR/KR), Florida	2004	1
Kilbourne, Warren (T), Minnesota	1939	4
Kimball, Bobby (WR), Oklahoma	1979-80	8
Kimmel, J.D. (DT), Houston	1958	12
Kinard, Billy (B), Mississippi	1957-58	24
Kinder, Randy (CB), Notre Dame	1997	12
King, David (DB), Auburn	1987	3
King, Don (DT), Kentucky	1956	6
King, Don (DB), Southern Methodist	1987	1
King, Kevin (CB), Washington	2017	9
Kirby, Jack (B), Southern California	1949	6
Kitson, Syd (G), Wake Forest	1980-81	83
Kitts, Jim (FB), Ferrum	1998	2
Klaus, Fee (C), No college	1921	4
Klemm, Adrian (G/T), Hawai'i	2005	16
Kliebhan, Adolph (B), No college	1921	1
Knafelc, Gary (E), Colorado	1954-62	90
Knapp, Lindsay (G), Notre Dame	1996	9
Knutson, Gene (DE), Michigan	1954	56
Knutson, Steve (T), Southern California	1976-77	25
Koart, Matt (DE), Southern California	1986	6
Koch, Greg (T), Arkansas	1977-85	133
Koncar, Mark (T), Colorado	1976-77	79
Konopasek, Ed (T), Ball State	1987	3
Koonce, George (LB), East Carolina	1992-99	112
Kopay, Dave (RB), Washington	1972	14
Kostelnik, Ron (T), Cincinnati	1961-68	110
Kotal, Eddie (B), Lawrence	1925-29	46
Kovatch, John (E), Notre Dame	1947	3
Kowalkowski, Bob (G), Virginia	1977	4
Kramer, Jerry (G), Idaho	1958-68	130
Kramer, Ron (TE), Michigan	1957	59
Kranz, Kenneth (B), Milwaukee Teachers	1949	7
Krause, Larry (RB), St. Norbert	1970-71	73
Krause, Ryan (TE), Nebraska-Omaha	2007	9
Kroll, Bob (S), Northern Michigan	1972-73	5
Kuberski, Bob (DT), Navy	1995-98	21
Kuechenberg, Rudy (LB), Indiana	1970	6
Kuhn, John (FB), Shippensburg	2007-15	139
Kurth, Joe (T), Notre Dame	1933-34	20
Kuusisto, Bill (G), Minnesota	1941-46	54

L

LaBounty, Matt (DE), Oregon	1995	14
Lacy, Eddie (RB), Alabama	2013-16	51
Ladrow, Wally (B), No college	1921	1

Lally, Bob (LB), Cornell	1976	2
Lambeau, Earl "Curly" (B), Notre Dame	1921-29	77
Lammons, Pete (TE), Texas	1972	12
Landers, Walt (FB), Clark	1978-79	13
Landeta, Sean (P), Towson State	1998	16
Lane, MacArthur (RB), Utah State	1972-74	41
Lang, T.J. (G/T), Eastern Michigan	2009-16	119
Lankas, Jim (FB), St. Mary's (Calif.)	1943	3
Lansanah, Danny (LB), Connecticut	2008	5
Larson, Bill (TE), Colorado State	1980	9
Larson, Fred (C), Notre Dame	1925	13
Larson, Kurt (LB), Michigan State	1991	13
Laslavic, Jim (LB), Penn State	1982	8
Lathrop, Kit (DT), Arizona State	1979-80	17
Lattimore, Jamari (LB), Middle Tennessee State	2011-14	49
Lauer, Dutch (E), Detroit	1922	2
Lauer, Larry (C), Alabama	1956-57	18
Laughlin, Jim (LB), Ohio State	1983	15
Lawrence, Jim (B), Texas Christian	1939	3
Laws, Joe (B), Iowa	1934-45	120
Leach, Vonta (FB), East Carolina	2004-06	23
Leake, John (LB), Clemson	2005	3
Leaper, Wes (E), Wisconsin	1921, 23	2
Lee, Bill (T), Alabama	1937-42, 46	53
Lee, Charles (WR), Central Florida	2000-01	22
Lee, Donald (TE), Mississippi State	2005-10	92
Lee, James (DT), Oregon State	2004	9
Lee, Mark (CB), Washington	1980-90	157
Lee, Pat (CB), Auburn	2008, 10-11	32
Lee, ReShard (RB), Middle Tennessee State	2005	7
Leigh, Charlie (RB), No college	1974	10
Leiker, Tony (DE), Stanford	1987	1
Lenon, Paris (LB), Richmond	2002-05	64
Leopold, Bobby (LB), Notre Dame	1986	12
Lester, Darrell (C), Texas Christian	1937-38	16
Letlow, Russ (G), San Francisco	1936-42, 46	71
Levens, Dorsey (RB), Georgia Tech	1994-2001	102
Lewellen, Verne (B), Nebraska	1924-32	102
Lewis, Cliff (LB), Southern Mississippi	1981-84	57
Lewis, Gary (TE), Texas-Arlington	1981-84	44
Lewis, Mark (TE), Texas A&M	1985-87	18
Lewis, Mike (NT), Arkansas A&M	1980	10
Lewis, Ron (WR), Florida State	1992-94	21
Lewis, Tim (CB), Pittsburgh	1983-86	51
Lidberg, Carl (FB), Minnesota	1926, 29-30	26
Linsley, Corey (C), Ohio State	2014-17	54
Lipscomb, Paul (T), Tennessee	1945-49	57
Little, Earl (S), Miami (Fla.)	2005	4
Livingston, Dale (K), Western Michigan	1970	14
Lofton, James (WR), Stanford	1978-86	136
Logan, David (NT), Pittsburgh	1987	2
Logan, Dick (G), Ohio State	1952-53	19
Lollar, Slick (FB), Samford	1928	3
London, Antonio (LB), Alabama	1998	1
Lond, Bob (WR), Wichita	1964-67	35
Longwell, Ryan (K), California	1997-2005	144
Loomis, Ace (B), La Crosse St. Teachers	1951-53	33
Losch, Jack (HB), Miami (Fla.)	1956	12
Lovato, Rick (LS), Old Dominion	2015	2
Lowry, Dean (DE), Northwestern	2016-17	31
Lucas, Chad (WR), Alabama State	2005	1
Luchey, Nick (FB), Miami (Fla.)	2003-04	27
Lucky, Bill (DT), Baylor	1955	12
Lueck, Bill (G), Arizona	1968-74	90
Luhn, Nolan (E), Tulsa	1945-49	56
Luke, Steve (DB), Ohio State	1975-80	90
Lumpkin, Kregg (RB), Georgia	2008	2
Lusteg, Booth (K), Connecticut	1969	4
Lyle, Dewey (E), Minnesota	1922-23	11
Lyman, Del (T), UCLA	1941	5
Lyon, Billy (DT/DE), Marshall	1998-2002	59

## M

Maas, Bill (NT), Pittsburgh	1993	14
Mack, Red (WR), Notre Dame	1966	8
MacLeod, Tom (LB), Minnesota	1973	10
Maddox, George (T), Kansas State	1935	1
Majkowski, Don (QB), Virginia	1987-92	68
Malancon, Rydell (LB), Louisiana State	1987	3
Malone, Alfred (DT), Troy	2008	4
Malone, Grover (B), Notre Dame	1921	6
Mandarchi, Tony (T), Michigan State	1989-91	45
Mandeville, Chris (DB), California-Davis	1987-88	6
Manley, Leon (G), Oklahoma	1950-51	24
Mann, Bob (E), Michigan	1950-54	38
Mann, Errol (K), North Dakota	1968	2

Manning, Brian (WR), Stanford	1998	3
Manning, Roy (LB), Michigan	2005	15
Manning, Terrell (LB), North Carolina State	2012	5
Mansfield, Von (DB), Wisconsin	1987	3
Manuel, Marquand (S), Florida	2006	16
Marcol, Chester (K), Hillsdale	1972-80	102
Marks, Larry (B), Indiana	1928	11
Marshall, Rich (DT), Stephen F. Austin	1965	14
Marshall, Torrance (LB/FB), Oklahoma	2001-04	51
Martell, Herman (E), No college	1921	1
Martin, Charles (DE), Livingston	1984-87	48
Martin, David (TE), Tennessee	2001-06	70
Martin, Derrick (S), Wyoming	2009-10	19
Martin, Ruelle (QB), Furman	2006	1
Martin, Ingvell (WR), Saginaw Valley State	2006-08	41
Martinez, Blake (LB), Stanford	2016-17	29
Martinkovic, John (DE), Xavier	1951-56	72
Maryland, Russell (DT), Miami (Fla.)	2000	16
Mason, Dave (DB), Nebraska	1974	12
Mason, Joel (E), Western Michigan	1942-45	41
Mason, Larry (RB), Troy State	1988	15
Massey, Carlton (DE), Texas	1957-58	14
Masters, Norm (T), Michigan State	1957-64	104
Masthay, Tim (P), Kentucky	2010-15	96
Mataeol, Stan (NT), Arizona	1987	2
Mathys, Charlie (B), Indiana	1922-26	47
Matson, Pat (G), Oregon	1975	14
Matthews, Al (DB), Texas A&I	1970-75	84
Matthews, Aubrey (WR), Delta State	1988-89	20
Matthews, Clay (LB), Southern California	2009-17	127
Mattos, Harry (B), St. Mary's (Calif.)	1936	2
Matuszak, Marv (LB), Tulsa	1958	3
Mayer, Frank (G), Notre Dame	1927	10
Mayes, Derrick (WR), Notre Dame	1996-98	29
Mays, Devante (RB), Utah State	2017	8
Mays, Kivusama (LB), North Carolina	1999	3
McAuliffe, Jack (HB), Beloit	1926	8
McBride, Ron (RB), Missouri	1973	1
McBride, Tod (CB/S), UCLA	1999-2002	61
McCaffrey, Bob (C), Southern California	1975	11
McCarren, Larry (C), Illinois	1973-84	162
McCasin, Eugene (LB), Florida	2000	1
McCloughan, Dave (CB), Colorado	1992	5
McConkey, Phil (WR), Navy	1986	4
McCoy, Mike (C), (DB), Colorado	1976-83	90
McCoy, Mike P. (DT), Notre Dame	1970-76	114
McCrary, Herdis (B), Georgia	1929-33	52
McCray, Justin (G), Central Florida	2017	13
McDonald, Dustin (G), Indiana	1935	1
McDougal, Bob (B), Miami (Fla.)	1947	1
McDowell, John (G), St. John's (Minn.)	1964	12
McElmurry, Blaine (S), Montana	1997	1
McGarrahan, Scott (S), New Mexico	1998-2000	44
McGarry, John (G), St. Joseph's (Ind.)	1987	2
McGaw, Walter (G), Beloit	1926	1
McGeary, Clarence (DT), North Dakota State	1950	12
McGee, Buford (FB), Mississippi	1992	4
McGee, Max (E), Tulane	1954, 57-67	148
McGeorge, Rich (TE), Elon	1970-78	116
McGill, Lenny (CB), Arizona State	1994-95	21
McGrew, Sylvester (DE), Tulane	1987	3
McGruder, Michael (CB), Kent State	1989	2
McGuire, Gene (C), Notre Dame	1996	8
McHan, Lamar (QB), Arkansas	1959-60	24
McHugh, Sean (TE), Penn State	2004	1
McIlhenny, Don (HB), Southern Methodist	1957-59	36
McIntyre, Guy (G), Georgia	1994	10
McJulien, Paul (P), Jackson State	1991-92	25
McKay, Roy (B), Texas	1944-47	35
McKenzie, Keith (DE/LB), Ball State	1996-99, 2002	62
McKenzie, Mike (CB), Memphis	1999-2004	70
McKenzie, Raleigh (G), Tennessee	1999-2000	19
McLaughlin, Joe (LB), Massachusetts	1979	3
McLaughlin, Lee (G), Virginia	1941	8
McLean, Orlo (B), No college	1921	3
McLeod, Mike (DB), Montana State	1984-85	20
McMahon, Jim (QB), Brigham Young	1995-96	6
McMath, Herb (DT), Morningside	1977	8
McMichael, Steve (DT), Texas	1994	16
McMillan, Ernie (T), Illinois	1975	12
McMillian, Jerron (S), Maine	2012-13	28
McNabb, Dexter (FB), Florida	1992-93	32
McNally (Blood), Johnny (B), St. John's	1929-33, 35-36	75
McPherson, Forrest (T), Nebraska	1943-45	14
Meade, Mike (FB), Penn State	1982-83	18
Mealey, Rondell (RB), Louisiana State	2001-02	14



Meilinger, Steve (E), Kentucky	1958-60	24
Melka, James (LB), Wisconsin	1987	1
Mendoza, Ruben (G), Wayne State	1986	6
Mercein, Chuck (RB), Yale	1967-69	22
Mercer, Mike (K), Northern Arizona	1968-69	16
Merling, Phillip (DE), Clemson	2012	3
Merrill, Casey (DE), California-Davis	1979-83	59
Merrill, Mark (LB), Minnesota	1982	4
Merriweather, Mike (LB), Pacific	1993	*2
<b>*—Merriweather played only in two 1993 playoff games</b>		
Mestnik, Frank (FB), Marquette	1963	11
Metcalfe, Eric (RB/KR), Texas	2002	1
Meyer, Jim (T), Illinois State	1987	2
Michael, Christine (RB), Texas A&M	2016	6
Michaels, Lou (K), Kentucky	1971	10
Michaels, Walt (G), Washington & Lee	1951	12
Michalske, Mike (G), Penn State	1929-35, 37	95
Michels, John (T), Southern California	1996-97	24
Mickens, Terry (WR), Florida A&M	1994-97	47
Middleton, Terdell (RB), Memphis State	1977-81	71
Midler, Lou (DE), Minnesota	1940	7
Mihajlovich, Lou (DE), Indiana	1954	3
Milan, Don (QB), Cal Poly-San Luis Obispo	1975	7
Millard, Keith (DE), Washington State	1992	2
Miller, Don (B), Southern Methodist	1954	1
Miller, John (T), Boston College	1960	5
Miller, John (LB), Mississippi State	1987	1
Miller, Jordan (DT), Southern	2012	1
Miller, Ookie (C), Purdue	1938	11
Miller, Paul (B), South Dakota State	1936-38	32
Miller, Tom (E), Hampden-Sydney	1946	2
Mills, Stanley (B), Maryland	1922-23	17
Minick, Paul (G), Iowa	1928-29	18
Miree, Brandon (FB), Pittsburgh	2006	10
Mitchell, Basil (RB), Texas Christian	1999-2000	17
Mitchell, Charles (B), Tulsa	1946	2
Mitchell, Roland (CB/S), Texas Tech	1991-94	48
Moffitt, Mike (WR), Fresno State	1986	4
Moje, Dick (E), Loyola (Calif.)	1951	2
Molenda, Bo (B), Michigan	1928-32	45
Moll, Tony (T/G), Nevada	2006-08	39
Monaco, Ron (LB), South Carolina	1987	2
Monnett, Bob (B), Michigan State	1933-38	62
Monroe, Henry (DB), Mississippi State	1979	3
Montgomery, Michael (DE), Texas A&M	2005-10	58
Montgomery, Ty (WR/RB), Stanford	2015-17	29
Moore, Allen (E), Texas A&M	1939	5
Moore, Blake (C/G), Wooster	1984-85	27
Moore, Brent (DE), Southern California	1987	4
Moore, Jason (S), San Diego State	2000	3
Moore, Rich (DT), Villanova	1969-70	20
Moore, Tom (HB), Vanderbilt	1960-65	78
Moran, Rich (G), San Diego State	1985-93	108
Morency, Vernard (RB), Oklahoma State	2006-07	26
Moresco, Tim (DB), Syracuse	1977	14
Morgan, Anthony (WR), Tennessee	1993-96	37
Morris, Jim Bob (DB), Kansas State	1987	11
Morris, Larry (RB), Syracuse	1987	2
Morris, Lee (WR), Oklahoma	1987	5
Morrissey, Jim (LB), Michigan State	1993	6
Morton, Mike (LB), North Carolina	2000	16
Moselle, Dom (B), Superior State	1951-52	20
Moses, Dezman (LB), Tulane	2012	16
Moses, J.J. (WR/KR), Iowa State	2002	2
Mosley, Russ (B), Alabama	1945-46	8
Moss, Perry (QB), Illinois	1948	6
Mott, Joe (LB), Iowa	1993	2
Mott, Norm (B), Georgia	1933	3
Muir, Daniel (DT), Kent State	2007	3
Mullen, Roderick (CB/S), Grambling State	1995-97	38
Mullenaux, Carl (E), Utah State	1938-41, 45-46	46
Mullenaux, Lee (C), Northern Arizona	1938	5
Mulumba, Andy (LB), Eastern Michigan	2013-15	22
Murphy, Kyle (T), Stanford	2016-17	6
Murphy, Mark (S), West Liberty State	1980-85, 87-91	147
Murphy, Terrence (WR), Texas A&M	2005	3
Murray, Jab (T), Marquette	1921-24	22

**N**

Nadolney, Romanus (G), Notre Dame	1922	8
Nail, Craig (QB), Northwestern (La.) State	2003-04, 07	7
Nance, Dimitri (RB), Arizona State	2010	12
Nash, Tom (E), Georgia	1928-32	53
Navies, Hannibal (LB), Colorado	2003-04	31
Neal, Ed (DT/T), Tulane	1945-51	68
Neal, Frankie (WR), Fort Hays State	1987	12

Neal, Mike (DE/LB), Purdue	2010-15	68
Neill, Bill (NT), Pittsburgh	1984	16
Nelson, Bob (NT), Miami (Fla.)	1988-90	46
Nelson, Jim (LB), Penn State	1998-99	16
Nelson, Jody (WR), Kansas State	2008-14, 16-17	136
Neville, Tom (T/G), Fresno State	1986-88, 92	38
Newhouse, Marshall (T), Texas Christian	2011-13	47
Nessome, Craig (CB), Arizona State	1995-98	46
Nichols, Hamilton (G), Rice	1951	9
Nickerson, Hardy (LB), California	2002	16
Niemann, Walter (C), Michigan	1922-24	22
Nitschke, Ray (LB), Illinois	1958-72	190
Nix, Doyle (DB), Southern Methodist	1955	12
Nixon, Fred (WR), Oklahoma	1980-81	23
Nixon, James (CB), California (Pa.)	2013	3
Noble, Brian (LB), Arizona State	1985-93	117
Noonan, Danny (NT), Nebraska	1992	6
Norgard, Al (E), Stanford	1934	10
Norton, Jerry (DB), Southern Methodist	1963-64	28
Norton, Marty (B), No college	1925	10
Norton, Rick (QB), Kentucky	1970	1
Nussbaumer, Bob (B), Michigan	1946, 1951	14
Nuzum, Rick (C), Kentucky	1978	16
Nwokorie, Chukie (DE), Purdue	2003	14
Nystrom, Lee (T), Macalester	1974	13

**O**

Oates, Brad (T), Brigham Young	1981	1
Oats, Carleton (DT), Florida A&M	1973	8
Obiozor, Cyril (LB), Texas A&M	2009	5
O'Boyle, Harry (B), Notre Dame	1928, 32	21
O'Connor, Bob (T), Stanford	1935	7
Odum, Chris (LB), Arkansas State	2017	7
Odum, Steve (WR/KR), Utah	1974-79	75
O'Donahue, Pat (DE), Wisconsin	1955	12
O'Donnell, Dick (E), Minnesota	1924-30	74
Odson, Urban (T), Minnesota	1946-49	39
Oglesby, Alfred (NT), Houston	1992	7
Ohlgren, Earl (DE), Minnesota	1942	2
Okoniewski, Steve (DT), Montana	1974-75	28
Oliver, Muhammad (CB), Oregon	1993	2
Olsen, Ralph (E), Utah	1949	4
Olsonoski, Larry (G), Minnesota	1948-49	16
O'Malley, Tom (QB), Cincinnati	1950	1
O'Neal, Andre (LB), Marshall	2001	2
O'Neil, Ed (LB), Penn State	1980	12
Orlich, Dan (E), Nevada	1949-51	36
Osborn, Dave (RB), North Dakota	1976	6
O'Steen, Dwayne (CB), San Jose State	1983-84	11
O'Sullivan, J.T. (QB), California-Davis	2004	1
Owens, Rip (G), Lawrence	1922	3

**P**

Palmer, Nate (LB), Illinois State	2013, 15	24
Palmer, Tony (G), Missouri	2006-07	8
Palumbo, Sam (LB/C), Notre Dame	1957	9
Pankey, Adam (G/T), West Virginia	2017	1
Pannell, Ernie (T), Texas A&M	1941-42, 45	22
Pape, Orrin (B), Iowa	1930	2
Papit, Johnny (HB), Virginia	1953	4
Parilli, Babe (QB), Kentucky	1952-53, 57-58	48
Parker, De'Mond (RB), Oklahoma	1999-2000	19
Parker, Freddie (RB), Mississippi Valley State	1987	1
Parlavacchio, Chet (LB), Penn State	1983	3
Paskett, Keith (WR), Western Kentucky	1987	12
Paskvan, George (B), Wisconsin	1941	7
Patrick, Frank (QB), Nebraska	1970-72	4
Patrick, Lucas (G), Duke	2017	12
Patterson, Shawn (DE), Arizona State	1988-91, 93	48
Patton, Ricky (RB), Jackson State	1979	6
Paulekas, Tony (C), Washington & Jefferson	1936	10
Paup, Bryce (LB), Northern Iowa	1990-94	64
Payne, Ken (WR), Langston	1974-77	44
Pearson, Lindell (HB), Oklahoma	1952	2
Peay, Francis (T), Missouri	1968-72	62
Pederson, Doug (QB), N.E. Louisiana	1996-98, 2001-04	66
Pelfrey, Ray (E), Eastern Kentucky	1951-52	13
Pennel, Mike (DT), Colorado State-Pueblo	2014-16	37
Pepper, Taylor (LS), Michigan State	2017	4
Peppers, Julius (LB), North Carolina	2014-16	48
Peprah, Charlie (S), Alabama	2006-08, 10-11	67
Perillo, Justin (TE), Maine	2014-16	20
Perkins, Don (FB), Platteville St. Teachers	1944-45	17
Perko, Tom (LB), Pittsburgh	1976	14
Perry, Claude (T), Alabama	1927-35	89
Perry, Nick (LB), Southern California	2012-17	72

Pesonen, Dick (DB), Minnesota-Duluth	1960	12
Peterson, Kenny (DE/DT), Ohio State	2003-05	34
Peterson, Les (E), Texas	1932	34
Peterson, Ray (B), San Francisco	1937	2
Petibbon, John (DB), Notre Dame	1957	12
Pettway, Kenny (DE), Grambling State	2008	8
Petway, David (S), Northern Illinois	1981	6
Pickens, Bruce (CB), Nebraska	1993	2
Pickett, Ryan (DT/NT/DE), Ohio State	2006-13	119
Pipkins, Lenzy (CB), Oklahoma State	2017	12
Pisarkiewicz, Steve (QB), Missouri	1980	1
Pitts, Elijah (RB), Philander Smith	1961-69	71
Pitts, Ron (CB), UCLA	1988-90	44
Ploeger, Kurt (DE), Gustavus Adolphus	1986	1
Pointer, John (LB), Vanderbilt	1987	3
Pope, Bucky (WR), Catawba	1968	3
Pope, P. J. (RB), Bowling Green	2006	1
Poppinga, Brady (LB), Brigham Young	2005-10	81
Porter, Joe (CB), Rutgers	2008	1
Powers, Sammy (G), No college	1921	4
Prather, Guy (LB), Grambling State	1981-85	73
Pregulman, Merv (G), Michigan	1946	11
Prescott, Harold (E), Hardin-Simmons	1946	2
Preston, Roell (WR/KR), Mississippi	1997-98	17
Price, Brian (DT), Texas San Antonio	2016	1
Prior, Mike (S), Illinois State	1993-98	80
Pritko, Steve (E), Villanova	1949-50	20
Prokop, Joe (P), Cal Poly-Pomona	1985	9
Provo, Fred (B), Washington	1948	9
Psaltis, Jim (DB), Southern California	1954	11
Purdy, Pid (B), Beloit	1926-27	17
Pureifroy, Dave (DL), Eastern Michigan	1972-77	78
Purnell, Frank (FB), Alcorn A&M	1957	9

Q

Quarless, Andrew (TE), Penn State	2010-11, 13-15	60
Quate, Jess (T), Pittsburgh	1933	9
Query, Jeff (WR), Millikin	1989-91	48
Quinlan, Bill (DE), Michigan State	1959-62	52

R

Radick, Ken (E), Marquette	1930-31	5
Rafferty, Vince (C), Colorado	1987	3
Raji, B.J. (NT/DT), Boston College	2009-13	91
Randall, Damarious (DB), Arizona State	2015-17	39
Randolph, Al (DB), Iowa	1971	14
Randolph, Terry (DB), American International	1977	14
Ranspot, Keith (E), Southern Methodist	1942	5
Rash, Lou (DB), Mississippi Valley State	1987	3
Ray, Baby (T), Vanderbilt	1938-48	116
Rayner, Dave (K), Michigan State	2006	16
Redick, Cornelius (WR), Cal State-Fullerton	1987	1
Regnier, Pete (B), Minnesota	1922	5
Reichardt, Bill (FB), Iowa	1952	12
Reid, Floyd (HB), Georgia	1950-56	78
Renner, Bill (P), Virginia Tech	1986-87	6
Reynolds, Jamal (DE), Florida State	2001-03	18
Rhodesmyr, Jay (C/LB), Kentucky	1948-49, 51-52	45
Rice, Allen (RB), Baylor	1991	6
Richard, Gary (DB), Pittsburgh	1988	10
Richardson, Sean (S), Vanderbilt	2012-15	30
Riddick, Ray (E), Fordham	1940-42	46
Ringo, Christian (DT), Louisiana-Lafayette	2016	8
Ringo, Jim (C), Syracuse	1953-63	131
Ripkowski, Aaron (FB), Oklahoma	2015-17	47
Risher, Alan (QB), Louisiana State	1987	3
Rison, Andre (WR), Michigan State	1996	5
Rivera, Marco (G), Penn State	1997-2004	125
Roach, John (QB), Southern Methodist	1961-63	23
Robbins, Austin (DT), North Carolina	2000	2
Robbins, Tootie (T), East Carolina	1992-93	27
Roberts, Bill (HB), Dartmouth	1956	4
Robinson, Bill (HB), Lincoln (Mo.)	1952	2
Robinson, Charley (G), Morgan State	1951	2
Robinson, Dave (LB), Penn State	1963-72	127
Robinson, Eugene (S), Colgate	1996-97	32
Robinson, Koren (WR), North Carolina State	2006-07	13
Robinson, Luther (DT), Miami	2014	5
Robinson, Michael (CB), Hampton	1996	6
Robison, Tommy (G), Texas A&M	1987	3
Roche, Alden (DE), Southern	1971-76	83
Rodgers, Aaron (QB), California	2005-17	149
Rodgers, Del (RB/KR), Utah	1982	84
Rodgers, Richard (TE), California	2014-17	63
Rogers, Nick (LB), Georgia Tech	2004	10
Rohrig, Herman (B), Nebraska	1941, 46-47	25

Roller, Dave (DT), Kentucky	1975-78	48
Rollins, Quinten (CB), Miami (Ohio)	2015-17	33
Roman, Mark (S), Louisiana State	2004-05	32
Romine, Al (HB), Alabama	1955, 58	16
Rosatti, Rudy (T), Michigan	1924, 26-27	27
Rose, Al (E), Texas	1932-36	48
Roskie, Ken (B), South Carolina	1948	6
Ross, Dan (TE), Northeastern	1986	15
Ross, Jeremy (WR), California	2012-13	8
Rossum, Allen (CB/KR), Notre Dame	2000-01	22
Rote, Tobin (QB), Rice	1950-56	84
Rouse, Aaron (S), Virginia Tech	2007-09	27
Rowser, John (DB), Michigan	1967-69	42
Rubens, Larry (C), Montana State	1982-83	25
Ruble, T. J. (QB), Tulsa	1995	1
Rudzinski, Paul (LB), Michigan State	1978-80	33
Ruegamer, Grey (C/G), Arizona State	2003-05	43
Ruetters, Ken (T), Southern California	1985-96	156
Ruetz, Howard (DT), Lorain	1951-53	20
Rule, Gordon (DB), Dartmouth	1968-69	15
Rush, Clive (E), Miami (Ohio)	1953	11
Ruzich, Steve (G), Ohio State	1952-54	36
Ryan, Jake (LB), Michigan	2015-17	43
Ryan, Jon (P), Regina (Canada)	2006-07	32

S

Saine, Brandon (RB), Ohio State	2011-12	14
Salem, Harvey (T), California	1992	4
Salsbury, Jim (G), UCLA	1957-58	24
Sample, Chuck (B), Toledo	1942, 45	10
Sampson, Howard (DB), Arkansas	1978-79	31
Sams, Ron (G), Pittsburgh	1983	3
Sander, B.J. (P), Ohio State	2005	14
Sandifer, Dan (B), Louisiana State	1952-53	13
Sands, Terrell (DT), Tennessee-Chattanooga	2003	1
Sandusky, John (T), Villanova	1956	12
Sarafiny, Al (C), St. Edward's	1933	7
Satterfield, Brian (FB), North Alabama	1996	1
Saturday, Jeff (C), North Carolina	2012	14
Sauer, George (B), Nebraska	1935-37	20
Saunders, Russ (FB), Southern California	1931	9
Scales, Hurlles (DB), North Texas State	1975	7
Schammel, Francis (G), Iowa	1937	8
Scherer, Bernie (E), Nebraska	1936-38	26
Schlinkman, Walt (FB), Texas Tech	1946-49	46
Schmaehl, Art (FB), No college	1921	6
Schmidt, George (C), Lewis	1952	7
Schmitt, John (C), Hofstra	1974	14
Schneidman, Herm (B), Iowa	1935-39	40
Schoemann, Roy (C), Marquette	1938	3
Schroeder, Bill (WR), Wis.-La Crosse	1994, 97-2001	74
<i>*Schroeder in 1994 played only during the playoffs</i>		
Schroll, Charles (G), Louisiana State	1951	12
Schuette, Carl (C/DB), Marquette	1950-51	24
Schuh, Harry (T), Memphis State	1974	14
Schuh, Jeff (LB), Minnesota	1986	12
Schultz, Charles (T), Minnesota	1939-41	21
Schum, Jacob (P), Buffalo	2016	16
Schwammel, Ade (T), Oregon State	1934-36, 43-44	46
Scott, Patrick (WR), Grambling State	1987-88	24
Scott, Randy (LB), Alabama	1981-86	78
Scribner, Bucky (P), Kansas	1983-84	32
Secord, Joe (C), No college	1922	2
Seeman, George (E), Nebraska	1940	1
Seibold, Champ (T), Wisconsin	1934-38, 40	48
Self, Clarence (B), Wisconsin	1952, 54-55	26
Serini, Wash (G), Kentucky	1952	11
Shanley, Jim (HB), Oregon	1958	12
Sharpe, Sterling (WR), South Carolina	1988-94	112
Sharper, Darren (CB/S), William & Mary	1997-2004	121
Shelley, Dexter (B), Texas	1932	2
Sherrod, Derek (T), Mississippi State	2011, 13-14	20
Shield, Joe (QB), Trinity (Conn.)	1986	3
Shields, Sam (CB), Miami (Fla.)	2010-16	80
Shirey, Fred (T), Nebraska	1940	3
Shumate, Mark (NT), Wisconsin	1985	4
Sikahema, Vai (RB/KR), Brigham Young	1991	11
Simmons, Davie (LB), North Carolina	1979	16
Simmons, John (DB), Southern Methodist	1986	6
Simmons, Wayne (LB), Clemson	1993-97	64
Simpkins, Maurice (LB), Coastal Carolina	2010	2
Simpkins, Ron (LB), Michigan	1988	7
Simpson, Nate (RB), Tennessee State	1977-79	43
Simpson, Travis (C), Oklahoma	1987	3
Sims, Joe (T/G), Nebraska	1992-95	47
Sitton, Josh (G), Central Florida	2008-15	121

Skaugstad, Daryle (NT), California.....	1983	9
Skeate, Gil (FB), Gonzaga .....	1927	2
Skibinski, Joe (G), Purdue .....	1955-56	24
Skinner, Gerald (T), Arkansas .....	1978	15
Skoglund, Bob (DE), Notre Dame .....	1947	9
Skoronski, Bob (T), Indiana .....	1956, 59-68	146
Slaughter, T.J. (LB), Southern Mississippi .....	2003	1
Sleight, Elmer (T), Purdue .....	1930-31	26
Smith, Anthony (S), Syracuse .....	2010	4
Smith, Barry (WR), Florida State .....	1973-75	41
Smith, Barty (RB), Richmond .....	1974-80	67
Smith, Ben (E), Alabama .....	1933	9
Smith, Blane (LB), Purdue .....	1977	1
Smith, Bruce (B), Minnesota .....	1945-48	23
Smith, D.J. (LB), Appalachian State .....	2011-12	22
Smith, Donnell (DE), Southern Univ. ....	1971	4
Smith, Earl (E), Ripon .....	1922	n/a
Smith, Ed (B), New York Univ. ....	1937	2
Smith, Ed (HB), Texas Mines. ....	1948-49	15
Smith, Ernie (T), Southern California .....	1935-37, 39	40
Smith, Jermaine (DT), Georgia .....	1997, 99	19
Smith, Jerry (G), Wisconsin .....	1956	3
Smith, Kevin (FB), UCLA .....	1996	1
Smith, Larry (DT/DE), Florida State .....	2003-04	13
Smith, Moe (RB), North Carolina A&T .....	2002	1
Smith, Ollie (WR), Tennessee State .....	1976-77	25
Smith, Perry (DB), Colorado State .....	1973-76	47
Smith, Red (G), Notre Dame .....	1927, 29	10
Smith, Rex (E), Beloit .....	1922	2
Smith, Rod (CB), Notre Dame .....	1998	8
Smith, Warren (G), Western Michigan .....	1921	2
Smith, Wes (WR), East Texas State .....	1987	1
Snelling, Ken (B), UCLA .....	1945	2
Snider, Malcolm (T/G), Stanford .....	1972-74	42
Snider, Matt (FB), Richmond .....	1999-2000	24
So'to, Vic (LB), Brigham Young .....	2011-12	48
Sorenson, Glen (G), Utah State .....	1943-45	27
Spagnola, John (TE), Yale .....	1989	6
Sparlis, Al (G), UCLA .....	1946	3
Spears, Ron (DE), San Diego State .....	1983	13
Spencer, Joe (T), Oklahoma A&M .....	1950-51	14
Spencer, Ollie (T), Kansas .....	1957-58	24
Spilis, John (WR), Northern Illinois .....	1969-71	40
Spinks, Jack (G), Alcorn A&M .....	1955-56	7
Spitz, Jason (G/C), Louisville .....	2006-10	65
Spriggs, Jason (T), Indiana .....	2016-17	23
Spriggs, Marcus (T), Houston .....	2003	2
Sproul, Dennis (QB), Arizona State .....	1978	6
Stachowicz, Ray (P), Michigan State .....	1981-82	25
Staggers, Jon (WR), Missouri .....	1972-74	39
Stahlman, Dick (T), DePaul .....	1931-32	27
Stanley, Walter (WR), Mesa State .....	1985-88	48
Stansauk, Don (T), Denver .....	1950-51	15
Starch, Ken (RB), Wisconsin .....	1976	6
Starks, James (RB), Buffalo .....	2010-16	76
Staroba, Paul (WR), Michigan .....	1973	2
Starr, Bart (QB), Alabama .....	1956-71	196
Starret, Ben (B), St. Mary's (Calif.) .....	1942-45	27
Steele, Ben (TE), Mesa State .....	2004-05	17
Steen, Frank (E), Rice .....	1939	3
Steiner, Rebel (DB), Alabama .....	1950-51	24
Stenerud, Jan (K), Montana State .....	1980-83	45
Stephen, Scott (LB), Arizona State .....	1987-91	72
Stephens, John (RB), Northwestern (La.) State .....	1993	5
Stephenson, Dave (G/C), West Virginia .....	1951-55	49
Sterling, John (RB), Central Oklahoma .....	1987	2
Stevens, Bill (QB), Texas-El Paso .....	1968-69	3
Stewart, Steve (LB), Minnesota .....	1979	3
Stills, Ken (S), Wisconsin .....	1985-89	65
Stokes, Barry (G/T), Eastern Michigan .....	2000-01	24
Stokes, Tim (T), Oregon .....	1978-82	63
Stonebraker, John (E), Southern California .....	1942	8
Stoneburner, Jake (TE), Ohio State .....	2013	9
Strickland, Fred (LB), Purdue .....	1994-95	30
Sturgeon, Lyle (T), North Dakota State .....	1937	8
Sullivan, Carl (DE), San Jose State .....	1987	3
Sullivan, John (DB), California .....	1986	6
Summerhays, Bob (B), Utah .....	1949-51	35
Summers, Don (TE), Boise State .....	1987	3
Sutton, Mickey (CB), Montana .....	1989	3
Svensen, Earl (C), Minnesota .....	1937-39	21

\*Svensden in 1938 played only in NFL championship

Sydney, Harry (FB), Kansas .....	1992	16
Symank, John (DB), Florida .....	1957-62	76
Szafaryn, Len (T), North Carolina .....	1950, 53-56	55

T

Tagge, Jerry (QB), Nebraska .....	1972-74	18
Tassos, Damon (G), Texas A&M .....	1947-49	26
Taugher, Claude (FB), Marquette .....	1922	2
Tauscher, Mark (T/G), Wisconsin .....	2000-10	134
Taylor, Aaron (G), Notre Dame .....	1995-97	46
Taylor, Ben (LB), Virginia Tech .....	2006	10
Taylor, Cliff (RB), Memphis State .....	1976	7
Taylor, Jim (FB), Louisiana State .....	1958-66	118
Taylor, Kitrick (WR), Washington State .....	1992	10
Taylor, Lane (G), Oklahoma State .....	2013-17	61
Taylor, Lenny (WR), Tennessee .....	1984	2
Taylor, Ryan (TE), North Carolina .....	2011-14	50
Taylor, Willie (WR), Pittsburgh .....	1978	1
Teague, George (S), Alabama .....	1993-95	47
Temp, Jim (DE), Wisconsin .....	1957-60	43
Tenner, Bob (E), Minnesota .....	1935	11
Terrell, Pat (S), Notre Dame .....	1998	16
Teteak, Derral (LB/G), Wisconsin .....	1952-56	49
Thibodeaux, Keith (CB), Northwestern (La.) State .....	2001	7
Thierry, John (DE), Alcorn State .....	2000-01	28
Thomas, Ben (DE), Auburn .....	1986	9
Thomas, Ike (DB), Bishop .....	1972-73	25
Thomas, Joe (LB), South Carolina State .....	2015-17	42
Thomas, Joey (CB), Montana State .....	2004-05	20
Thomas, Lavale (RB), Fresno State .....	1987-88	2
Thomas, Robert (LB), UCLA .....	2005	10
Thomason, Bobby (QB), Virginia Military .....	1951	11
Thomason, Jeff (TE), Oregon .....	1995-99	75
Thompson, Arland (G), Baylor .....	1981	9
Thompson, Aundra (WR), East Texas State .....	1977-81	63
Thompson, Clarence (B), Minnesota .....	1939	1
Thompson, Darrell (RB), Minnesota .....	1990-94	60
Thompson, Jeremy (DE/LB), Wake Forest .....	2008-09	15
Thompson, John (TE), Utah State .....	1979-82	34
Thornburg, Jeremy (S), Northern Arizona .....	2005	4
Thorman, Andrae (WR), Southern Oregon .....	2004-05	12
Thurston, Fuzzy (G), Valparaiso .....	1959-67	112
Timberlake, George (LB/G), Southern California .....	1955	6
Timmerman, Adam (G), South Dakota State .....	1995-98	61
Tinker, Gerald (WR), Kent State .....	1975	6
Tinsley, Pete (LB), Georgia .....	1938-45	73
Toburen, Nelson (LB), Wichita State .....	1961-62	24
Tollefson, Chuck (G), Iowa .....	1944-46	18
Tolzien, Scott (QB), Wisconsin .....	2013, 15	6
Tomczak, Mike (QB), Ohio State .....	1991	12
Tomich, Jared (DE), Nebraska .....	2002	2
Toner, Tom (LB), Idaho State .....	1973, 75-77	53
Tonnemaker, Clayton (LB/C), Minnesota .....	1950, 53-54	36
Torbio, Anthony (NT), Carson-Newman .....	2009	1
Torkelson, Eric (RB), Connecticut .....	1974-79, 81	93
Traylor, Keith (LB), Central Oklahoma .....	1993	5
Tretter, JC (C/G), Cornell .....	2014-16	31
Tripp, Jordan (LB), Montana .....	2016	2
Troup, Bill (QB), South Carolina .....	1980	2
Truluck, R-Kal (DE), SUNY Cortland .....	2004	13
Tuaolo, Esera (NT/DE), Oregon State .....	1991-92	20
Tullis, Walter (WR), Delaware State .....	1978-79	32
Tunnell, Emien (S), Iowa .....	1959-61	37
Turner, Maurice (RB), Utah State .....	1985	3
Turner, Rich (NT), Oklahoma .....	1981-83	30
Turner, Wylie (DB), Angelo State .....	1979-80	28
Turpin, Miles (LB), California .....	1986	1
Tuttle, George (E), Minnesota .....	1927	1
Twedell, Francis (G), Minnesota .....	1939	4

U

Uecker, Keith (G/T), Auburn .....	1984-85, 87-88, 90-91	64
Underwood, Brandon (CB), Cincinnati .....	2009-10	23
Underwood, Marviel (S), San Diego State .....	2005	16
Uram, Andy (B), Minnesota .....	1938-43	62
Urban, Alex (E), South Carolina .....	1941, 44-45	11
Usher, Eddie (B), Michigan .....	1922, 24	6

V

Vairo, Dominic (E), Notre Dame .....	1935	1
Van Dyke, Bruce (G), Missouri .....	1974-76	29
Van Evey, Hal (B), Minnesota .....	1940-41	20
Van Roten, Greg (G), Pennsylvania .....	2012-13	10
Van Sickle, Clyde (C), Arkansas .....	1932-33	9
Van Valkenburg, Pete (RB), Brigham Young .....	1974	5
Vandersea, Phil (LB/DE), Massachusetts .....	1966, 68-69	38

Vanoy, Vernon (DT), Kansas	1972	13
Vant Hull, Fred (G), Minnesota	1942	8
Vataha, Randy (WR), Stanford	1977	6
Veingrad, Alan (T), East Texas State	1986-87, 89-90	59
Verba, Ross (T/G), Iowa	1997-2000	59
Vereen, Carl (T), Georgia Tech	1957	12
Vergara, George (E), Notre Dame	1925	12
Viaene, David (T), Minnesota-Duluth	1992	1
Villanucci, Vince (NT), Bowling Green	1987	2
Vinson, Fred (CB), Vanderbilt	1999	16
Vogds, Evan (G), Wisconsin	1948-49	27
Vogel, Justin (P), Miami (Fla.)	2017	16
Voss, Lloyd (DT), Nebraska	1964-65	28
Voss, Walter (E), Detroit	1924	11

**W**

Waddy, Jude (LB), William & Mary	1998-99	27
Wade, Charlie (WR), Tennessee State	1975	2
Wafer, Carl (DT), Tennessee State	1974	2
Wagner, Bryan (P), Cal State-Northridge	1992-93	23
Wagner, Buff (B), Carroll (Wis.)	1921	4
Wagner, Steve (DB), Wisconsin	1976-79	57
Wahle, Mike (T/G), Navy	1998-2004	97
Walden, Erik (LB), Middle Tennessee State	2010-12	40
Walker, Cleo (C/LB), Louisville	1970	11
Walker, Frank (CB), Tuskegee	2007	12
Walker, Javon (WR), Florida State	2002-05	48
Walker, Josh (G), Middle Tennessee State	2015	13
Walker, Malcolm (C), Rice	1970	11
Walker, Randy (P), Northwestern (La.) State	1974	14
Walker, Rod (DT), Troy State	2001-03	31
Walker, Sammy (CB), Texas Tech	1993	8
Walker, Val Joe (DB), Southern Methodist	1953-56	46
Wallace, Calvin (DE), West Virginia Tech	1987	1
Wallace, Seneca (QB), Iowa State	2013	2
Wallace, Taco (WR), Kansas State	2005	1
Walls, Wesley (TE), Mississippi	2003	14
Walsh, Ward (RB), Colorado	1972	2
Walter, Tyson (T/G), Ohio State	2006	5
Warren, Steve (DT), Nebraska	2000, 02	25
Washington, Chuck (DB), Arkansas	1987	3
Waters, Herb (CB), Miami (Fla.)	2016	*2
<b>*—Waters played only in two 2016 playoff games</b>		
Watts, Elbert (DB), Southern California	1986	9
Wayne, Nate (LB), Mississippi	2000-02	44
Weathers, Clarence (WR), Delaware State	1990-91	28
Weathervax, Jim (DT), California St.-L.A.	1966-67, 69	34
Weaver, Gary (LB), Fresno State	1975-79	63
Webb, Chuck (RB), Tennessee	1991	2
Webber, Dutch (E), Kansas State	1928	3
Webster, Tim (K), Arkansas	1971	4
Weddington, Mike (LB), Oklahoma	1986-90	52
Webba, Ray (E), Southern California	1944	10
Weigel, Lee (RB), Wisconsin-Eau Claire	1987	2
Weisgerber, Dick (B), Willamette	1938-40	42
Weishuhn, Clayton (LB), Angelo State	1987	9
Wellman, Mike (C), Kansas	1979-80	20
Wells, Don (E), Georgia	1946-49	38
Wells, Scott (C/G), Tennessee	2004-11	111
Wells, Terry (RB), Southern Mississippi	1975	13
West, Ed (TE), Auburn	1984-94	167
West, Pat (B), Southern California	1948	3
Westbrook, Bryant (CB), Texas	2002	6
Wetnight, Ryan (TE), Stanford	2000	10
Wheeler, Lyle (E), Ripon	1921-23	22
Whitaker, Bill (DB), Missouri	1981-82	25
White, Adrian (S), Florida	1992	15
White, Chris (C), Southern Mississippi	2005	1
White, Gene (DB), Georgia	1954	9
White, Johnny (RB), North Carolina	2012	4
White, Myles (WR), Louisiana Tech	2013	7
White, Reggie (DE), Tennessee	1993-98	95
White, Tracy (LB), Howard	2006-08	32
Whitehead, Jermaine (S), Auburn	2016-17	12
Whitehurst, David (QB), Furman	1977-83	54
Whitley, James (S), Michigan	2003-04	9
Whittenton, Jesse (DB), Texas Western	1958-64	88
Whitticker, William (G), Michigan State	2005	15
Wicks, Bob (WR), Utah State	1974	1
Widby, Ron (P), Tennessee	1972-73	26
Widell, Doug (G), Boston College	1993	16
Wildung, Dick (T), Minnesota	1946-51	53
Wilhelm, Matt (LB), Ohio State	2010	7
Wilkins, Elmer (E), Indiana	1925	6
Wilkerson, Bruce (T), Tennessee	1996-97	30
Wilkins, Gabe (DE/DT), Gardner-Webb	1994-97	60

Wilkins, Marcus (LB), Texas	2002-03	12
Willhite, Kevin (RB), Oregon	1987	3
Williams, A.D. (E), Pacific	1959	12
Williams, Brian (LB), Southern California	1995-2000	72
Williams, Clarence (DE), Prairie View A&M	1970-77	111
Williams, Corey (DT/DE), Arkansas State	2004-07	56
Williams, D.J. (TE), Arkansas	2011-12	26
Williams, Delvin (RB), Kansas	1981	1
Williams, Gerald (DE), Auburn	1997	4
Williams, Howard (DB), Howard	1962-63	10
Williams, Jamaal (RB), Brigham Young	2017	16
Williams, K.D. (LB), Henderson State	2000-01	28
Williams, Kevin (RB), UCLA	1993	3
Williams, Mark (LB), Ohio State	1994	16
Williams, Perry (RB), Purdue	1969-73	69
Williams, Tramon (CB), Louisiana Tech	2007-14	127
Williams, Travis (RB/KR), Arizona State	1967-70	48
Williams, Tyrone (CB), Nebraska	1996-2002	111
Williams, Walt (RB), Grambling State	2004-05	3
Willig, Matt (T), Southern California	1998	16
Willis, James (LB), Auburn	1993-94	25
Winer, Jeff (TE), Wesleyan (Conn.)	1994-95	13
Wilson, Ben (FB), Southern California	1967	14
Wilson, C.J. (DE), East Carolina	2010-13	50
Wilson, Charles (WR), Memphis State	1990-91	30
Wilson, Faye (B), Texas A&M	1930-31	13
Wilson, Gene (E/DB), Southern Methodist	1947-48	21
Wilson, Marcus (RB), Virginia	1992-95	48
Wilson, Matt (G), Oshkosh State Normal	1921	6
Wilson, Ray (S), New Mexico	1994	3
Wimberly, Abner (E), Louisiana State	1950-52	35
Wingle, Blake (G), UCLA	1985	2
Wingo, Rich (LB), Alabama	1979, 81-84	69
Winkler, Francis (DE), Memphis State	1968-69	21
Winkler, Randy (G), Tarleton State	1971	7
Winslow, Paul (HB), North Carolina Central	1960	12
Winter, Blaise (DE/NT), Syracuse	1988-90	45
Winters, Chet (RB), Oklahoma	1983	4
Winters, Frank (C/G), Western Illinois	1992-2002	156
Winther, Wimpy (C), Mississippi	1971	11
Wishom, Jerron (CB), Louisiana Tech	2005	5
Wisne, Jerry (T), Notre Dame	2012-23	2
Withrow, Cal (C), Kentucky	1971-72	42
Witte, Earl (B), Gustavus Adolphus	1934	5
Wizbicki, Alex (B), Holy Cross	1950	11
Wood, Bobby (T), Alabama	1940	2
Wood, Willie (S), Southern California	1960-71	166
Woodin, Whitey (G), Marquette	1922-31	86
Woods, Jerry (S), Northern Michigan	1990	16
Woodside, Keith (RB), Texas A&M	1988-91	64
Woodson, Charles (CB/S), Michigan	2006-12	100
Workman, Vince (RB), Ohio State	1989-92	56
Worthy, Jerel (DE), Michigan State	2012-13	16
Wortman, Keith (G), Nebraska	1972-75	46
Wright, Randy (QB), Wisconsin	1984-88	46
Wright, Steve (T), Alabama	1964-67	56
Wuerffel, Danny (QB), Florida	2000	1
Wunsch, Harry (G), Notre Dame	1934	2
Wynn, DeShawn (RB), Florida	2007-09	16
Wynn, Jarius (DE), Georgia	2009-11	36

**Y**

Young, Billy (G), Ohio State	1929	2
Young, Glenn (DB), Purdue	1956	4
Young, Paul (C), Oklahoma	1933	2

**Z**

Zarnas, Gust (G), Ohio State	1939-40	14
Zatkoff, Roger (LB), Michigan	1953-56	48
Zeller, Joe (G), Indiana	1932	14
Zendejas, Max (K), Arizona	1987-88	18
Zeno, Lance (C), UCLA	1993	5
Zimmerman, Don (WR), Northeast Louisiana	1976	2
Zoll, Carl (G), No college	1921-22	1
Zoll, Dick (G), Indiana	1939	1
Zoll, Martin (G), No college	1921	1
Zombo, Frank (LB), Central Michigan	2010-12	25
Zorn, Jim (QB), Cal Poly-Pomona	1985	13
Zuidmulder, Dave (B), St. Ambrose	1929-31	7
Zupek, Al (E), Lawrence	1946	3
Zuver, Merle (C), Nebraska	1930	10



# ALL-TIME GREEN BAY UNIFORM NUMBERS

## 1925-2017

- ▶ With help from the Pro Football Hall of Fame, which provided game programs dating back to 1925 (when the team first printed uniform numbers), the Packers constructed this list.
- ▶ Players who wore multiple numbers during their Packers tenure are denoted with an asterisk (\*).
- ▶ All players in this section are believed to have played in at least one league game in the corresponding number. Players who were listed on a numerical program roster but did not play that season were omitted.
- ▶ The team invites anyone who can provide further evidence, using the same criteria, to contact the public relations office.

### 1

\*Lambeau, Earl "Curly" (B), Notre Dame . . . . . 1925-26

### 2

Mathys, Charlie (B), Indiana . . . . . 1925-26  
Crosby, Mason (K), Colorado . . . . . 2007-17

### 3

Cyre, Hector (T), Gonzaga . . . . . 1926  
\*Monnett, Bob (B), Michigan State . . . . . 1935  
Miller, Paul (B), South Dakota State . . . . . 1936-38  
Feathers, Beattie (B), Tennessee . . . . . 1940  
Canadeo, Tony (B), Gonzaga . . . . . 1941-44, 46-52  
\*McKay, Roy (B), Texas . . . . . 1944-45  
Agajanian, Ben (K), New Mexico . . . . . 1961

#### RETIRED FOR CANADEO, 1952

### 4

\*Lewellen, Verne (B), Nebraska . . . . . 1925-26  
\*Schneidman, Herm (B), Iowa . . . . . 1935-37  
Fusina, Chuck (QB), Penn State . . . . . 1986  
Dawson, Dale (K), Eastern Kentucky . . . . . 1988  
Favre, Brett (QB), Southern Mississippi . . . . . 1992-2007

#### RETIRED FOR FAVRE, 2015

### 5

\*O'Donnell, Dick (E), Minnesota . . . . . 1925-26  
\*Purdy, Pid (B), Beloit . . . . . 1927  
\*Baker, Roy (B), Southern California . . . . . 1928  
\*Monnett, Bob (B), Michigan State . . . . . 1936-37  
\*Bruder, Hank (B), Northwestern . . . . . 1938-39  
\*Riddick, Ray (E), Fordham . . . . . 1940-41  
Hornung, Paul (B), Notre Dame . . . . . 1957-62, 64-66  
Ferragamo, Vince (QB), Nebraska . . . . . 1986  
Gillus, Willie (QB), Norfolk State . . . . . 1987  
\*Majkowski, Don (QB), Virginia . . . . . 1987  
Burrow, Curtis (K), Central Arkansas . . . . . 1988

### 6

Vergara, George (E), Notre Dame . . . . . 1925  
\*Flaherty, Dick (E), Marquette . . . . . 1926  
Bross, Mal (B), Gonzaga . . . . . 1927  
Finn, Ryan (P), Central Florida . . . . . 2005  
Frost, Derrick (P), Northern Iowa . . . . . 2008  
Harrell, Graham (QB), Texas Tech . . . . . 2012  
Callahan, Joe (QB), Wesley . . . . . 2017

### 7

\*Earp, Jug (C), Monmouth . . . . . 1925-26  
\*Purdy, Pid (B), Beloit . . . . . 1927  
\*Smith, Red (G), Notre Dame . . . . . 1927  
\*Dunn, Red (B), Marquette . . . . . 1930  
\*Svendsen, Earl (C), Minnesota . . . . . 1937  
\*Jankowski, Ed (B), Wisconsin . . . . . 1938-41  
Mason, Joel (E), Western Michigan . . . . . 1942-45  
Schlinkman, Walt (FB), Texas Tech . . . . . 1946-49  
\*Loomis, Ace (B), La Crosse St. Teachers . . . . . 1951  
\*Gordon, Dick (WR), Michigan State . . . . . 1973  
\*Majkowski, Don (QB), Virginia . . . . . 1988-92  
Landeta, Sean (P), Towson State . . . . . 1998

Hanson, Chris (P), Marshall . . . . . 1999  
Wuerffel, Danny (QB), Florida . . . . . 2000  
O'Sullivan, J.T. (QB), California-Davis . . . . . 2004  
Martin, Ingle (QB), Furman . . . . . 2006  
Kapinos, Jeremy (P), Penn State . . . . . 2008-09  
Hundley, Brett (QB), UCLA . . . . . 2016-17

### 8

LeJeune, Walt (G), Heidelberg . . . . . 1925-26  
\*Uram, Andy (B), Minnesota . . . . . 1938-39  
\*Rohrig, Herman (B), Nebraska . . . . . 1941  
Kahler, Bob (B), Nebraska . . . . . 1942-44  
Mosley, Russ (B), Alabama . . . . . 1945-46  
\*Forte, Bob (B), Arkansas . . . . . 1946-53  
\*Pelfrey, Ray (E), Eastern Kentucky . . . . . 1951  
Zendejas, Max (K), Arizona . . . . . 1987-88  
Dilweg, Anthony (QB), Duke . . . . . 1989-90  
Brunell, Mark (QB), Washington . . . . . 1994  
Longwell, Ryan (K), California . . . . . 1997-2005  
Masthay, Tim (P), Kentucky . . . . . 2010-15  
Vogel, Justin (P), Miami (Fla.) . . . . . 2017

### 9

\*Woodin, Whitey (G), Marquette . . . . . 1925-26  
\*Earp, Jug (C), Monmouth . . . . . 1928  
Borak, Fritz (E), Creighton . . . . . 1938  
Dorsey, Dean (K), Toronto . . . . . 1988  
Wagner, Bryan (P), Cal State-Northridge . . . . . 1992-93  
Borgognone, Dirk (K), Pacific . . . . . 1995  
McMahon, Jim (QB), Brigham Young . . . . . 1995-96  
Bidwell, Josh (P), Oregon . . . . . 2000-03  
Barker, Bryan (P), Santa Clara . . . . . 2004  
Ryan, Jon (P), Regina (Canada) . . . . . 2006-07  
Wallace, Seneca (QB), Iowa State . . . . . 2013

### 10

Buck, Cub (T), Wisconsin . . . . . 1925  
\*Cahoon, Ivan (T), Gonzaga . . . . . 1926  
\*Kotal, Eddie (B), Lawrence . . . . . 1927-29  
\*Zuidmulder, Dave (B), St. Ambrose . . . . . 1930  
\*Grove, Roger (B), Michigan State . . . . . 1934  
Moss, Perry (QB), Illinois . . . . . 1948  
\*Parilli, Babe (QB), Kentucky . . . . . 1957-58  
\*Roach, John (QB), Southern Methodist . . . . . 1961-63  
Claridge, Dennis (QB), Nebraska . . . . . 1965  
Stevens, Bill (QB), Texas-El Paso . . . . . 1968-69  
Patrick, Frank (QB), Nebraska . . . . . 1970-72  
Concannon, Jack (QB), Boston College . . . . . 1974  
\*Dickey, Lynn (QB), Kansas State . . . . . 1976-79  
Troup, Bill (QB), South Carolina . . . . . 1980  
Stenerud, Jan (K), Montana State . . . . . 1980-83  
Del Greco, Al (K), Auburn . . . . . 1984-87  
Kiel, Blair (QB), Notre Dame . . . . . 1988, 90-91  
Aguair, Louie (P), Utah State . . . . . 1999  
Lucas, Chad (WR), Alabama State . . . . . 2005  
Flynn, Matt (QB), Louisiana State . . . . . 2008-11, 13-14  
Ross, Jeremy (WR), California . . . . . 2012-13  
Schum, Jacob (P), Buffalo . . . . . 2016

### 11

Carlson, Wes (G), St. John's . . . . . 1926  
McGaw, Walter (G), Beloit . . . . . 1926  
\*Dunn, Red (B), Marquette . . . . . 1927-28  
Bloodgood, Elbert (B), Nebraska . . . . . 1930  
\*Grove, Roger (B), Michigan State . . . . . 1931-34  
\*Scherer, Bernie (E), Nebraska . . . . . 1937  
Katalinas, Leo (T), Catholic Univ. . . . . 1938  
Norton, Rick (QB), Kentucky . . . . . 1970  
Broussard, Steve (P), Southern Mississippi . . . . . 1975  
Beverly, David (P), Auburn . . . . . 1975-80  
Garcia, Eddie (K), Southern Methodist . . . . . 1983-84  
Prokop, Joe (P), Cal Poly-Pomona . . . . . 1985  
Risher, Alan (QB), Louisiana State . . . . . 1987  
Detmer, Ty (QB), Brigham Young . . . . . 1993, 95

## PACKERS UNIFORM NUMBER RECORDS

### Most Numbers, Career:

- 9 Mike Michalske (19, 24, 28, 30, 31, 33, 36, 40, 63)
- 8 Arnie Herber (12, 16, 19, 26, 38, 41, 45, 68)

### Most Players to Wear Number in Game:

- 38 players have worn No. 23

### Fewest Players to Wear Number in Game:

- 1 player has worn No. 1 (Curly Lambeau, 1925-26)

Hasselbeck, Matt (QB), Boston College . . .	1999-2000
Sander, B.J. (P), Ohio State . . . . .	2005
Boydin, Jarrett (WR), Virginia Tech . . . . .	2012-14
Davis, Trevor (WR), California . . . . .	2016-17

**12**

Abramson, George (G/T), Minnesota . . . . .	1925
*Rosatti, Rudy (T), Michigan . . . . .	1926
Hearden, Tom (B), Notre Dame . . . . .	1927-28
*Baker, Roy (B), Southern California . . . . .	1928
*Zuidmulder, Dave (B), St. Ambrose . . . . .	1929
*Herber, Arnie (B), Regis . . . . .	1930
*Baker, Frank (E), Northwestern . . . . .	1931
*Monnett, Bob (B), Michigan State . . . . .	1935-36
Bratkowski, Zeke (QB), Georgia . . . . .	1963-68, 71
Del Gaizo, Jim (QB), Tampa . . . . .	1973
*Hadl, John (QB), Kansas . . . . .	1974
Milan, Don (QB), Cal Poly-San Luis Obispo . . . . .	1975
Dowling, Brian (QB), Yale . . . . .	1977
*Dickey, Lynn (QB), Kansas State . . . . .	1980-85
Ruble, T.J. (QB), Tulsa . . . . .	1995
Rodgers, Aaron (QB), California . . . . .	2005-17

**13**

Norton, Marty (B), Hamline . . . . .	1925
*Kotal, Eddie (B), Lawrence . . . . .	1926
*Bruder, Hank (B), Northwestern . . . . .	1931-33
Horn, Don (QB), San Diego State . . . . .	1967-70
Marcol, Chester (K), Hillsdale . . . . .	1972-80
Scribner, Bucky (P), Kansas . . . . .	1983-84
Renner, Bill (P), Virginia Tech . . . . .	1986-87
Jacke, Chris (K), Texas-El Paso . . . . .	1989-96
Bono, Steve (QB), UCLA . . . . .	1997
Kight, Kelvin (WR/KR), Florida . . . . .	2004
Allen, Jake (WR), Mississippi College . . . . .	2009
Harper, Chris (WR), Kansas State . . . . .	2013
Dorsey, Kevin (WR), Maryland . . . . .	2014

**14**

Gardner, Milton (G), Wisconsin . . . . .	1925-26
*Lambeau, Earl "Curly" (B), Notre Dame . . . . .	1927
Lollar, Slack (FB), Samford . . . . .	1928
*Hill, Don (B), Stanford . . . . .	1929
Zuver, Merle (C), Nebraska . . . . .	1930
*Fitzgibbon, Paul (B), Creighton . . . . .	1931-32
*McNally (Blood), Johnny (B), St. John's . . . . .	1933
Hutson, Don (E/DB), Alabama . . . . .	1935-45

**RETIRED FOR HUTSON, 1951**

**15**

*Basing, Myrt (B), Lawrence . . . . .	1925-26
*Enright, Rex (FB), Notre Dame . . . . .	1927
*Minick, Paul (G), Iowa . . . . .	1928
*Smith, Red (G), Notre Dame . . . . .	1929
*Dunn, Red (B), Marquette . . . . .	1931
Shelley, Dexter (B), Texas . . . . .	1932
Young, Paul (C), Oklahoma . . . . .	1933
*Johnston, Chester (B), Marquette . . . . .	1935-38
*Brock, Lou (B), Purdue . . . . .	1940
Lyman, Del (T), UCLA . . . . .	1941
Hinte, Hal (E), Pittsburgh . . . . .	1942
Frankowski, Ray (G), Washington . . . . .	1945
*Sample, Chuck (B), Toledo . . . . .	1945
*Bennett, Earl (G), Hardin-Simmons . . . . .	1946
Tassos, Damon (G), Texas A&M . . . . .	1947-49
*Afflis, Dick (G), Nevada . . . . .	1951
*Parilli, Babe (QB), Kentucky . . . . .	1952-53
Garrett, Bob (QB), Stanford . . . . .	1954
Brackins, Charlie (QB), Prairie View A&M . . . . .	1955
Held, Paul (QB), San Jose State . . . . .	1955
*Starr, Bart (QB), Alabama . . . . .	1956-71

**RETIRED FOR STARR, 1973**

**16**

Harris, Jack (B), Wisconsin . . . . .	1925-26
Skeate, Gil (FB), Gonzaga . . . . .	1927
*Hill, Don (B), Stanford . . . . .	1929
*Dunn, Red (B), Marquette . . . . .	1929-30
Davenport, Bill (HB), Hardin-Simmons . . . . .	1931
Zeller, Joe (G), Indiana . . . . .	1932
*Herber, Arnie (B), Regis . . . . .	1933
*Scherer, Bernie (E), Nebraska . . . . .	1937
*Biolo, John (G), Lake Forest . . . . .	1939
*Brock, Lou (B), Purdue . . . . .	1940-45
Mitchell, Charles (B), Tulsa . . . . .	1946
Gillette, Jim (B), Virginia . . . . .	1947
Cifers, Bob (B), Tennessee . . . . .	1949
*Dreyer, Wally (B), Wisconsin . . . . .	1950
*Wimberly, Abner (E), Louisiana State . . . . .	1950-51
*Parilli, Babe (QB), Kentucky . . . . .	1953
*Starr, Bart (QB), Alabama . . . . .	1956
*McHan, Lamar (QB), Arkansas . . . . .	1960
*James, Claudis (WR), Jackson State . . . . .	1967
Hunter, Scott (QB), Alabama . . . . .	1971-73
Johnson, Randy (QB), Texas A&I . . . . .	1976
Sproul, Dennis (QB), Arizona State . . . . .	1978
*Birney, Tom (K), Michigan State . . . . .	1980
Stachowicz, Ray (P), Michigan State . . . . .	1981-82
Wright, Randy (QB), Wisconsin . . . . .	1984-88
McJulien, Paul (P), Jackson State . . . . .	1991-92
Copeland, Russell (WR), Memphis State . . . . .	1998
Rayner, Dave (K), Michigan State . . . . .	2006
Nall, Craig (QB), Northwestern (La.) State . . . . .	2003-04, 07
Swain, Brett (WR), San Diego State . . . . .	2009-10
Tolzien, Scott (QB), Wisconsin . . . . .	2013, 15

**17**

Larson, Fred (C), Notre Dame . . . . .	1925
*Lidberg, Carl (FB), Minnesota . . . . .	1926
*Darling, Bernard (C), Beloit . . . . .	1927-28
*Baker, Roy (B), Southern California . . . . .	1929
*Dunn, Red (B), Marquette . . . . .	1930
Wilson, Faye (B), Texas A&M . . . . .	1931
*Evans, Lon (G), Texas Christian . . . . .	1933
*Bultman, Art (C), Marquette . . . . .	1934
*Sauer, George (B), Nebraska . . . . .	1937
Isbell, Cecil (B), Purdue . . . . .	1938-42
Wehba, Ray (E), Southern California . . . . .	1944
*Bucchianeri, Mike (G), Indiana . . . . .	1945
Pregulman, Merv (G), Michigan . . . . .	1946
Cody, Ed (B), Purdue . . . . .	1947-48
Schuette, Carl (C/DB), Marquette . . . . .	1950-51
*McHan, Lamar (QB), Arkansas . . . . .	1959-60
*Williams, Travis (RB/KR), Arizona State . . . . .	1967
Tagge, Jerry (QB), Nebraska . . . . .	1972-74
Whitehurst, David (QB), Furman . . . . .	1977-83
Bracken, Don (P), Michigan . . . . .	1985-90
*King, Don (DB), Southern Methodist . . . . .	1987
Hentrich, Craig (P), Notre Dame . . . . .	1994-97
Adams, Davante (WR), Fresno State . . . . .	2014-17

**18**

Wilkens, Elmer (E), Indiana . . . . .	1925
*Purdy, Pid (B), Beloit . . . . .	1926
Tuttle, George (E), Minnesota . . . . .	1927
Young, Billy (G), Ohio State . . . . .	1929
*Fitzgibbon, Paul (B), Creighton . . . . .	1930
Saunders, Russ (FB), Southern California . . . . .	1931
*Monnett, Bob (B), Michigan State . . . . .	1933
Bruder, Hank (B), Northwestern . . . . .	1936-38
Mulleneaux, Lee (C), Northern Arizona . . . . .	1938
Disend, Leo (T), Albright . . . . .	1940
Shirey, Fred (T), Nebraska . . . . .	1940
Vant Hull, Fred (G), Minnesota . . . . .	1942
Falkenstein, Tony (FB), St. Mary's (Calif.) . . . . .	1943
Kercher, Bob (DE), Georgetown . . . . .	1944
*Urban, Alex (E), South Carolina . . . . .	1944
Keuper, Ken (B), Georgia . . . . .	1945-47
Cremer, Ted (E), Auburn . . . . .	1948

**DID YOU KNOW . . .**

In 1952, the National Football League established a system for numbering players, with a vague exemption for "nationally known players." A year later, such players as Otto Graham (60 to 14) changed their jerseys to conform to the system. According to the mandate, quarterbacks and kickers were numbered 1-19, running backs and defensive backs 20-49, centers and linebackers 50-59, defensive linemen, guards and tackles 60-79 and receivers 80-89. Today, quarterbacks, punters and kickers are numbered 1-19, running backs and defensive backs 20-49, centers 50-79, offensive guards and tackles 60-79, wide receivers 10-19 and 80-89, tight ends and H-backs 40-49 and 80-89, defensive linemen 50-70 and 90-99, and linebackers 40-59 and 90-99.

Ferry, Lou (T), Villanova	1949
Drulis, Chuck (G), Temple	1950
Robinson, Charley (G), Morgan State	1951
*Rote, Tobin (QB), Rice	1952-56
*Roach, John (QB), Southern Methodist	1961
Duncan, Ken (P), Tulsa	1971
Walker, Randy (P), Northwestern (La.) State	1974
Danelo, Joe (K), Washington State	1975
Vataha, Randy (WR), Stanford	1977
Zorn, Jim (QB), Cal Poly-Pomona	1985
Shield, Joe (QB), Trinity (Conn.)	1986
*Washington, Chuck (DB), Arkansas	1987
Tomczak, Mike (DB), Ohio State	1991
Pederson, Doug (QB), Northeast La.	1996-98, 2001-04
Holiday, Carlyle (WR), Notre Dame	2006-07
Cobb, Randall (WR), Kentucky	2011-17

## 19

McAuliffe, Jack (HB), Beloit	1926
Mayer, Frank (G), Notre Dame	1927
*Smith, Red (G), Notre Dame	1927
*Bowdoin, Jim (G), Alabama	1928
*Nash, Tom (E), Georgia	1929, 32
Hanny, Frank (T), Indiana	1930
*McCrary, Herdis (B), Georgia	1931
*Michalske, Mike (G), Penn State	1932
Mott, Norm (B), Georgia	1933
*Norgard, Al (E), Stanford	1934
*Herber, Arnie (B), Regis	1937
Mulleneaux, Carl (E), Utah State	1938-41, 45-46
*Bucchianeri, Mike (G), Indiana	1944
*Riddick, Ray (E), Fordham	1946
McDougal, Bob (B), Miami (Fla.)	1947
Olsen, Ralph (E), Utah	1949
Baldwin, Al (E), Arkansas	1950
*Orlich, Dan (E), Nevada	1951
Brown, Carlos (QB), Pacific	1975-76
Douglass, Bobby (QB), Kansas	1978
*Birney, Tom (K), Michigan State	1979-80
Pisarkiewicz, Steve (QB), Missouri	1980
Campbell, Rich (QB), California	1981-84
*Schroeder, Bill (WR), Wisconsin-La Crosse	1994
Jones, Jamal (WR/KR), North Carolina A&T	2005
Bodiford, Shaun (WR), Portland State	2006-07
Ealy, Biren (WR), Houston	2009
White, Myles (WR), Louisiana Tech	2013

## 20

*Enright, Rex (FB), Notre Dame	1926
*O'Donnell, Dick (E), Minnesota	1927-28
*Lambeau, Earl "Curly" (B), Notre Dame	1929
*McNally (Blood), Johnny (B), St. John's	1931-32
Greeney, Norm (G), Notre Dame	1933
Casper, Charley (B), Texas Christian	1934
*Sandifer, Dan (B), Louisiana State	1952
Bailey, Byron (HB), Washington State	1953
Miller, Don (B), Southern Methodist	1954
Bookout, Billy (DB), Austin	1955-56
Petitbon, John (DB), Notre Dame	1957
Francis, Joe (B), Oregon State	1958-59
Widby, Ron (P), Tennessee	1972-73
*Tullis, Walter (WR), Delaware State	1978
Turner, Wylie (DB), Angelo State	1979-80
Williams, Delvin (RB), Kansas	1981
Winters, Chet (RB), Oklahoma	1983
Turner, Maurice (RB), Utah State	1985
Berry, Ed (DB), Utah State	1986
Cook, Kelly (RB), Oklahoma State	1987
Hargrove, James (RB), Wake Forest	1987
McGruder, Michael (CB), Kent State	1989
Williams, Kevin (RB), UCLA	1993
*Cooks, Kerry (S), Iowa	1998
Rossam, Allen (CB/KR), Notre Dame	2000-01
Anderson, Marques (S), UCLA	2002-03
Jackson, James (RB), Miami (Fla.)	2004
*Roman, Mark (S), Louisiana State	2005
*Bigby, Atari (S), Central Florida	2006-10
Green, Alex (RB), Hawaii	2011-12
Dorleant, Makinton (CB), Northern Iowa	2016
King, Kevin (CB), Washington	2017

## 21

*Lewellen, Verne (B), Nebraska	1927
*Purdy, Pid (B), Beloit	1927
*Baker, Roy (B), Southern California	1928

*Nash, Tom (E), Georgia	1928
Evans, Jack (B), California	1929
Haycraft, Ken (E), Minnesota	1930
*Gantenbein, Milt (E), Wisconsin	1931-32
*Goldenberg, Charles (G/B), Wisconsin	1933
Banet, Herb (B), Manchester	1937
Tinsley, Pete (G/LB), Georgia	1938-45
Sparis, Al (G), UCLA	1946
Cuff, Ward (B), Marquette	1947
Smith, Ed (HB), Texas Mines	1948-49
DiPiero, Ray (G), Ohio State	1950-51
Jeter, Bob (DB), Iowa	1963-70
*Hall, Charlie (CB), Pittsburgh	1971-74
*Hadl, John (QB), Kansas	1975
Wagner, Steve (DB), Wisconsin	1976-79
Jolly, Mike (S), Michigan	1980, 82-83
Crouse, Ray (RB), Nevada-Las Vegas	1984
Fullwood, Brent (RB), Auburn	1987-90
Fuller, Joe (CB), Northern Iowa	1991
Carter, Carl (CB), Texas Tech	1992
Duckett, Forey (CB), Nevada-Reno	1994
Newsome, Craig (CB), Arizona State	1995-98
Berry, Gary (S), Ohio State	2000
Jue, Bhawoh (CB/S), Penn State	2001-04
Little, Earl (S), Miami (Fla.)	2005
Woodson, Charles (CB/S), Michigan	2006-12
Clinton-Dix, Ha Ha (S), Alabama	2014-17

## 22

*Quatse, Jess (T), Pittsburgh	1933
*Dilweg, Lavvie (E), Marquette	1927-33
*Gantenbein, Milt (E), Wisconsin	1935-40
Pannell, Ernie (T), Texas A&M	1941-42, 45
*Riddick, Ray (E), Fordham	1942
*Evans, Dick (E), Iowa	1943
Bilda, Dick (B), Marquette	1944
*McKay, Roy (B), Texas	1946-47
*Rhodemyre, Jay (C/LB), Kentucky	1948-49
Grimes, Billy (HB), Oklahoma A&M	1950-52
*Boone, J.R. (B), Tulsa	1953
Papit, Johnny (HB), Virginia	1953
Roberts, Bill (HB), Dartmouth	1956
Shanley, Jim (HB), Oregon	1958
*Butler, Bill (B), Chattanooga	1959
Pitts, Elijah (RB), Philander Smith	1961-69, 71
Staggers, Jon (WR), Missouri	1972-74
Lee, Mark (CB), Washington	1980-90
Billups, Lewis (CB), North Alabama	1992
McGill, Lenny (CB), Arizona State	1994-95
Brooks, Bucky (CB), North Carolina	1996-97
Holmes, Darick (RB), Portland State	1998
Parker, De'Mond (RB), Oklahoma	1999-2000
Thibodeaux, Keith (CB), Northwestern (La.) St.	2001
Metcalf, Eric (RB/KR), Texas	2002
Luchey, Nick (FB), Miami (Fla.)	2003-04
Manuel, Marquand (S), Florida	2006
Lee, Pat (CB), Auburn	2008, 10-11
McMillian, Jerron (S), Maine	2012-13
Bell, Kahlii (RB), UCLA	2013
Ripkowski, Aaron (FB), Oklahoma	2015-17

## 23

*Woodin, Whitey (G), Marquette	1927-31
*Minick, Paul (G), Iowa	1929
Smith, Ben (E), Alabama	1933
Witte, Earl (B), Gustavus Adolphus	1934
Mattos, Harry (B), St. Mary's (Calif.)	1936
Daniell, Averell (T), Pittsburgh	1937
*Urban, Alex (E), South Carolina	1941
Ohlgren, Earl (DE), Minnesota	1942
Lankas, Jim (FB), St. Mary's (Calif.)	1943
*Perkins, Don (FB), Platteville St. Teachers	1944
Goodnight, Clyde (E), Tulsa	1945-49
Pritko, Steve (E), Villanova	1949-50
Jansante, Val (E), Duquesne	1951
*Nussbaumer, Bob (B), Michigan	1951
*Sandifer, Dan (B), Louisiana State	1953
*Capuzzi, Jim (B), Cincinnati	1955
Young, Glenn (DB), Purdue	1956
*Romine, Al (HB), Alabama	1958
Winslow, Paul (HB), North Carolina Central	1960
Norton, Jerry (DB), Southern Methodist	1963-64
*Williams, Travis (RB/KR), Arizona State	1967-70
Hudson, Bob (RB), Northeastern (Okla.) State	1972
Leigh, Charlie (RB), No College	1974
Randolph, Terry (DB), American International	1977

Harvey, Maurice (S), Ball State	1981-83
Clanton, Chuck (DB), Auburn	1985
Greene, Tiger (S), Western Carolina	1986-90
McCloughan, Dave (CB), Colorado	1992
Walker, Sammy (CB), Texas Tech	1993
Dorsett, Matthew (CB), Southern	1995
Blackmon, Roosevelt (CB), Morris Brown	1998
Jenkins, Billy (S), Howard	2001
Gordon, Darrien (CB/KR), Stanford	2002
*Roman, Mark (S), Louisiana State	2004
Herron, Noah (RB), Northwestern	2005-06
Nance, Dimitri (RB), Arizona State	2010
Franklin, Johnathan (RB), UCLA	2013
Randall, Damarious (CB), Arizona State	2015-17

24

Jones, Bruce (G), Alabama	1927-28
*McNally (Blood), Johnny (B), St. John's	1929-30
Don Carlos, Waldo (C), Drake	1931
*Perry, Claude (T), Alabama	1932
Sarafiny, Al (C), St. Edward's	1933
*Michalske, Mike (G), Penn State	1934
O'Connor, Bob (T), Stanford	1935
*Laws, Joe (B), Iowa	1937-45
*Reid, Floyd (HB), Georgia	1952-56
Wood, Willie (S), Southern California	1960-71
McBride, Ron (RB), Missouri	1973
Gray, Johnnie (S), Cal State-Fullerton	1975-83
Cade, Mossy (DB), Texas	1985-86
Jakes, Van (CB), Kent State	1989
Hack, Tim (S), Montana	1991-94
Hayden, Aaron (RB), Tennessee	1997
Edwards, Antuan (CB/S), Clemson	1999-2003
Thomas, Joey (CB), Montana State	2004-05
Bush, Jarrett (CB/S), Utah State	2006-14
Rollins, Quinten (CB), Miami (Ohio)	2015-17

25

*Rosatti, Rudy (T), Michigan	1927
Griffen, Harold (C), Iowa	1928
*Minick, Paul (G), Iowa	1929
*Woodin, Whitey (G), Marquette	1929
*Engelmann, Wuert (B), South Dakota St.	1931-33
*Evans, Lon (G), Texas Christian	1934
*Sauer, George (B), Nebraska	1935-36
*Jankowski, Ed (B), Wisconsin	1937
Zupek, Al (E), Lawrence	1946
West, Pat (B), Southern California	1948
Wizbicki, Alex (B), Holy Cross	1950
Davis, Harper (B), Mississippi State	1951
Losch, Jack (HB), Miami (Fla.)	1956
Kinard, Billy (B), Mississippi	1957-58
Brown, Tim (HB), Ball State	1959
*Butler, Bill (B), Chattanooga	1959
Moore, Tom (HB), Vanderbilt	1960-65
Hampton, Dave (RB), Wyoming	1969-71
Goodman, Les (RB), Yankton	1973-74
Huckleby, Harlan (RB), Michigan	1980-85
Weigel, Lee (RB), Wisconsin-Eau Claire	1987
Collins, Patrick (RB), Oklahoma	1988
Clark, Vinnie (CB), Ohio State	1991-92
Oliver, Muhammad (CB), Oregon	1993
Levens, Dorsey (RB), Georgia Tech	1994-2001
Whitley, James (S), Michigan	2003-04
Underwood, Marviel (S), San Diego State	2005
Grant, Ryan (RB), Notre Dame	2007-12
Nixon, James (CB), California (Pa.)	2013
Evans, Marwin (S), Utah State	2016-17

26

*Perry, Claude (T), Alabama	1927-30
*Nash, Tom (E), Georgia	1929
*Herber, Arnie (B), Regis	1931
*Van Sickle, Clyde (C), Arkansas	1933
*Butler, Frank (C/T), Michigan State	1934
*McNally (Blood), Johnny (B), St. John's	1935
Sturgeon, Lyle (T), North Dakota State	1937
*Forte, Bob (B), Arkansas	1946
Kelley, Bill (E), Texas Tech	1949
Pearson, Lindell (HB), Oklahoma	1952
*Pelfrey, Ray (E), Eastern Kentucky	1952
Dawson, Gib (HB), Texas	1953
*Capuzzi, Jim (B), Cincinnati	1956
Gorgal, Ken (DB), Purdue	1956
Adderley, Herb (CB), Michigan State	1961-69
Waish, Ward (RB), Colorado	1972

Torkelson, Eric (RB), Connecticut	1974-79, 81
Lewis, Tim (CB), Pittsburgh	1983-86
*Jay, Craig (TE), Mount Senario	1987
Cecil, Chuck (S), Arizona	1988-92
*Thompson, Darrell (RB), Minnesota	1994
Collins, Mark (CB), Cal State-Fullerton	1997
Swiney, Ervin (CB), Nebraska	2002-03
Horton, Jason (CB), North Carolina A&T	2004-05
Peprah, Charlie (S), Alabama	2006-08, 10-11
Bell, Josh (CB), Baylor	2009
Harris, DuJuan (RB), Troy	2012, 14
Waters, Herb (CB), Miami (Fla.)	2016

27

*Basing, Myrt (B), Lawrence	1927
*Melenda, Bo (B), Michigan	1928-30
*Perry, Claude (T), Alabama	1931
*Hinkle, Clarke (RB), Bucknell	1932
*Hubbard, Cal (T), Geneva	1933
*Bruder, Hank (B), Northwestern	1935-36
Midler, Lou (DE), Minnesota	1940
Ranspot, Keith (E), Southern Methodist	1942
Adams, Chet (T), Ohio State	1943
*Barnett, Solon (T), Baylor	1945
*Tollefson, Chuck (G), Iowa	1946
Woods, Jack (B), Oklahoma	1947-49
Coutre, Larry (HB), Notre Dame	1950, 53
Switzer, Veryl (B), Kansas State	1954-55
Gorgal, Ken (DB), Purdue	1956
Symank, John (DB), Florida	1957-62
Hack, Red (WR), Notre Dame	1966
*James, Claudis (WR), Jackson State	1967-68
*Randolph, Al (DB), Iowa	1971
Austin, Hise (DB), Prairie View A&M	1973
Taylor, Cliff (RB), Memphis State	1976
Hayes, Gary (DB), Fresno State	1984-86
Elliott, Tony (DB), Central Michigan	1987
Fotennot, Herman (RB), Louisiana State	1989-90
Buckley, Terrell (CB), Florida State	1992-94
Jones, Calvin (RB), Nebraska	1996
Blair, Michael (RB), Ball State	1998
McBride, Tod (CB/S), UCLA	1999-2002
Hawthorne, Michael (CB/S), Purdue	2003-04
Blackmon, Will (CB), Boston College	2006-09
Smith, Anthony (S), Syracuse	2010
Lacy, Eddie (RB), Alabama	2013-16
Jones, Josh (S), North Carolina State	2017

28

*Smith, Red (G), Notre Dame	1927, 29
*McCrary, Herdis (B), Georgia	1929-30
*Michalske, Mike (G), Penn State	1931
*Kurth, Joe (T), Notre Dame	1933
Maddox, George (T), Kansas State	1935
Smith, Ed (B), New York Univ.	1937
Christman, Paul (QB), Missouri	1950
Thomason, Bobby (QB), Virginia Military	1951
Self, Clarence (B), Wisconsin	1952, 54-55
*Rowser, John (DB), Michigan	1967
Harden, Leon (S), Texas-El Paso	1970
Buchanan, Willie (CB), San Diego State	1972-78
McLeod, Mike (DB), Montana State	1984-85
Watts, Elbert (DB), Southern California	1986
Pitts, Ron (CB), UCLA	1988-90
Mullen, Roderick (CB/S), Grambling State	1995-97
Mitchell, Basil (RB), Texas Christian	1999-2000
Bowen, Matt (S), Iowa	2001-02
Carroll, Ahmad (CB), Arkansas	2004-06
Pope, P.J. (RB), Bowling Green	2006
Lumpkin, Gregg (RB), Georgia	2008
*Underwood, Brandon (CB), Cincinnati	2010
Richardson, Sean (S), Vanderbilt	2012-15
Hawkins, Josh (CB), East Carolina	2016-17

29

*Earp, Jug (C), Monmouth	1927-28
*McCrary, Herdis (B), Georgia	1929
*Darling, Bernard (C), Beloit	1929-31
*Peterson, Les (E), Texas	1932
*Bettencourt, Larry (C), St. Mary's (Calif.)	1933
*Laws, Joe (B), Iowa	1935-36
Lester, Darrell (C), Texas Christian	1937-38
Brock, Charley (C/LB), Nebraska	1939-47
Wood, Bobby (T), Alabama	1940
Williams, Howard (DB), Howard	1962-63
Dunaway, Dave (WR), Duke	1968



Matthews, Al (DB), Texas A&I	1970-75
McCoy, Mike C. (DB), Colorado	1976-83
Stills, Ken (S), Wisconsin	1985-89
Woods, Jerry (S), Northern Michigan	1990
Wilson, Marcus (RB), Virginia	1992-95
Harris, Raymond (RB), Ohio State	1998
Goodman, Herbert (RB), Graceland	2000-01
Fuller, Curtis (S), Texas Christian	2003-04
*Williams, Walt (RB), Grambling State	2005
Culver, Tyrone (S), Fresno State	2006
Martin, Derrick (S), Wyoming	2009-10
Hayward, Casey (CB), Vanderbilt	2012-15
Brice, Kentrell (S), Louisiana Tech	2016-17

## 30

*Cahoon, Ivan (T), Gonzaga	1927-28
*O'Donnell, Dick (E), Minnesota	1929-30
*Molenda, Bo (B), Michigan	1931-32
*Michalske, Mike (G), Penn State	1932
*Bettencourt, Larry (C), St. Mary's (Calif.)	1933
*Gantenbein, Milt (E), Wisconsin	1933
*Hinkle, Clarke (FB), Bucknell	1933, 35, 37-41
*Barragar, Nate (C), Southern California	1934
Mercein, Chuck (RB), Yale	1967-69
Krause, Larry (RB), St. Norbert	1970-71, 73-74
Patton, Ricky (RB), Jackson State	1979
Whitaker, Bill (DB), Missouri	1981-82
Carruth, Paul Ott (RB), Alabama	1986-88
*Morris, Jim Bob (DB), Kansas State	1987
Webb, Chuck (RB), Tennessee	1991
*Harris, Corey (WR/CB/KR), Vanderbilt	1993-94
*Henderson, William (FB), North Carolina	1995-97
*Green, Ahman (RB), Nebraska	2000-06
Kuhn, John (FB), Shippensburg	2007-15
Davis, Knile (RB), Arkansas	2016
Williams, Jamaal (RB), Brigham Young	2017

## 31

*Lewellen, Verne (B), Nebraska	1929-30
Jenison, Ray (T), South Dakota State	1931
*Barragar, Nate (C), Southern California	1931, 35
*Van Sickle, Clyde (C), Arkansas	1932
*Michalske, Mike (G), Penn State	1933
*Kurth, Joe (T), Notre Dame	1934
Prescott, Harold (E), Hardin-Simmons	1946
Harding, Roger (C), California	1949
Boedecker, Bill (B), Kalamazoo	1950
*Mann, Bob (E), Michigan	1951
*Cone, Fred (FB/K), Clemson	1952-57
Taylor, Jim (FB), Louisiana State	1958-66
Williams, Perry (RB), Purdue	1969-73
Culbreath, Jim (FB), Oklahoma	1977-79
Ellis, Gerry (FB), Missouri	1980-86
Hunter, Tony (RB), Minnesota	1987
Rice, Allen (RB), Baylor	1991
McGee, Buford (FB), Mississippi	1992
Teague, George (S), Alabama	1993-95
Smith, Rod (CB), Notre Dame	1998
Vinson, Fred (CB), Vanderbilt	1999
Akins, Chris (S), Arkansas-Pine Bluff	2000-01
Harris, Al (CB), Texas A&M-Kingsville	2003-09
House, Davon (CB), New Mexico State	2011-14, 17

## 32

*Dunn, Red (B), Marquette	1929
*Bowdoin, Jim (G), Alabama	1929-30
Comstock, Rudy (G), Georgetown	1931-33
*Bultman, Art (C), Marquette	1934
*Perry, Claude (T), Alabama	1935
Becker, Wayland (E), Marquette	1936-38
*Biolo, John (G), Lake Forest	1939
*Uram, Andy (B), Minnesota	1941
Lusteg, Booth (K), Connecticut	1969
Highsmith, Don (RB), Michigan State	1973
Starch, Ken (RB), Wisconsin	1976
Atkins, Steve (RB), Maryland	1979-81
Simmons, John (DB), Southern Methodist	1986
*King, Don (DB), Southern Methodist	1987
Brown, Dave (CB), Michigan	1987-89
Avery, Steve (FB), Northern Michigan	1991
Stephens, John (RB), Northwestern (La.) State	1993
Cobb, Reggie (RB), Tennessee	1994
Jervey, Travis (RB), The Citadel	1995-98
Mealey, Rondell (RB), Louisiana State	2001-02
Westbrook, Bryant (CB), Texas	2002

*Williams, Walt (RB), Grambling State	2004
Lee, ReShard (RB), Middle Tennessee State	2005
Jackson, Brandon (RB), Nebraska	2007-10
Benson, Cadric (RB), Texas	2012
Banjo, Chris (S), Southern Methodist	2013-15
Michael, Christine (RB), Texas A&M	2016
Mays, Devante (RB), Utah State	2017

## 33

Kern, Bill (T), Pittsburgh	1929
*Engelmann, Wuert (B), South Dakota State	1930
*Radick, Ken (E), Marquette	1931
*Hinkle, Clarke (FB), Bucknell	1932
*Bultman, Art (C), Marquette	1933
*Michalske, Mike (G), Penn State	1935
Clemens, Cal (B), Southern California	1936
Peterson, Ray (B), San Francisco	1937
Weisberger, Dick (B), Willamette	1938-40, 42
*Bucchianeri, Mike (G), Indiana	1941
Sorenson, Glen (G), Utah State	1943-45
*Gateway, Lester (C), Baylor	1946-47
Baxter, Lloyd (C), Southern Methodist	1948
Burris, Paul (G), Oklahoma	1949-51
Floyd, Bobby Jack (FB), Texas Christian	1952
*Clemens, Bob (FB), Georgia	1955
Purnell, Frank (FB), Alcorn A&M	1957
*Nitschke, Ray (LB), Illinois	1958
Carpenter, Lew (B), Arkansas	1959-63
Grabowski, Jim (RB), Illinois	1966-70
Smith, Barty (RB), Richmond	1974-80
Jensen, Jim (RB), Iowa	1981-82
Clark, Jessie (FB), Arkansas	1983-87
Sterling, John (RB), Central Oklahoma	1987
Woodside, Keith (RB), Texas A&M	1988-91
Evans, Doug (CB), Louisiana Tech	1993-97
*Henderson, William (FB), North Carolina	1998-2006
*Underwood, Brandon (CB), Cincinnati	2009
Saine, Brandon (RB), Ohio State	2011-12
Hyde, Micah (CB/DB), Iowa	2013-16
Jones, Aaron (RB), Texas-El Paso	2017

## 34

*Lidberg, Carl (FB), Minnesota	1929
*Sleigh, Elmer (T), Purdue	1930
*Bowdoin, Jim (G), Alabama	1931
*Stahliman, Dick (T), DePaul	1932
*Rose, Al (E), Texas	1933
*Engelbreten, Paul (G), Northwestern	1935-41
*Roskie, Ken (B), South Carolina	1948
*Spencer, Joe (T), Oklahoma A&M	1950-51
Chandler, Don (K), Florida	1965-67
Middleton, Terdell (RB), Memphis State	1977-81
Clark, Allan (RB), Northern Arizona	1982
Rash, Lou (DB), Mississippi Valley State	1987
Mason, Larry (RB), Troy State	1988
Bennett, Edgar (RB), Florida State	1992-96
McKenzie, Mike (CB), Memphis	1999-2004
*Dandy, Patrick (CB), Rice	2005
Morency, Vernard (RB), Oklahoma State	2006-07
*Green, Ahman (RB), Nebraska	2009
White, Johnny (RB), North Carolina	2012
Hill, Michael (RB), Missouri Western State	2013
Jackson, Don (RB), Nevada	2016

## 35

*Ashmore, Roger (T), Gonzaga	1929
*Radick, Ken (E), Marquette	1930
*Nash, Tom (E), Georgia	1931-32
Vairo, Dominic (E), Notre Dame	1935
*Butler, Frank (C/T), Michigan State	1938
Balasz, Frank (B), Iowa	1939-41
Flowers, Bob (C/LB), Texas Tech	1942-49
Johnson, Glenn (T), Arizona State	1949
*Tonnenmaker, Clayton (LB/C), Minnesota	1950
Michaels, Walt (G), Washington & Lee	1951
*Clemens, Bob (FB), Georgia	1955
Mestrik, Frank (FB), Marquette	1963
Jacobs, Allen (HB), Utah	1965
Conway, Dave (K), Texas	1971
Rodgers, Del (RB/KR), Utah	1982, 84
Willhite, Kevin (RB), Oregon	1987
Haddix, Michael (FB), Mississippi State	1989-90
Wilson, Ray (S), New Mexico	1994
Graham, Jay (RB), Tennessee	2002
Gado, Samkon (RB), Liberty	2005-06

Hall, Korey (FB), Boise State ..... 2007-10  
 Whitehead, Jermaine (S), Auburn ..... 2016-17

### 36

\*Michalske, Mike (G), Penn State ..... 1929-30, 37  
 \*Stahlman, Dick (T), DePaul ..... 1931  
 \*Quatse, Jess (T), Pittsburgh ..... 1933  
 Tenner, Bob (E), Minnesota ..... 1935  
 \*Scherer, Bernie (E), Nebraska ..... 1938  
 Steen, Frank (E), Rice ..... 1939  
 Van Every, Hal (B), Minnesota ..... 1940-41  
 \*Bennett, Earl (G), Hardin-Simmons ..... 1946  
 Girard, Jug (B), Wisconsin ..... 1948-51  
 Wilson, Ben (FB), Southern California ..... 1967  
 Carter, Mike (WR), Sacramento State ..... 1970  
 Lane, MacArthur (RB), Utah State ..... 1972-74  
 Sampson, Howard (DB), Arkansas ..... 1978-79  
 Davis, Kenneth (RB), Texas Christian ..... 1986-88  
 Butler, LeRoy (CB/S), Florida State ..... 1990-2001  
 Collins, Nick (S), Bethune-Cookman ..... 2005-11  
 Gunter, LaDarius (CB), Miami (Fla.) ..... 2015-17

### 37

\*Perry, Claude (T), Alabama ..... 1929, 33  
 \*Nash, Tom (E), Georgia ..... 1929-30  
 \*Sleight, Elmer (T), Purdue ..... 1931  
 \*Rose, Al (E), Texas ..... 1932  
 \*Johnston, Chester (B), Marquette ..... 1934  
 \*Seibold, Champ (T), Wisconsin ..... 1935-36  
 Schammel, Francis (G), Iowa ..... 1937  
 Jones, Tom (G), Bucknell ..... 1938  
 Brennan, Jack (G), Michigan ..... 1939  
 Berry, Connie (E), North Carolina State ..... 1940  
 McLaughlin, Lee (G), Virginia ..... 1941  
 Reichardt, Bill (FB), Iowa ..... 1952  
 Ferguson, Howie (FB), No College ..... 1953-58  
 Hickman, Larry (FB), Baylor ..... 1960  
 \*Crutcher, Tommy (LB), Texas Christian ..... 1964  
 \*Vandersee, Phil (LB/DE), Massachusetts ..... 1966  
 Livingston, Dale (K), Western Michigan ..... 1970  
 \*Randolph, Al (DB), Iowa ..... 1971  
 Thomas, Ike (DB), Bishop ..... 1972-73  
 Wells, Terry (RB), Southern Mississippi ..... 1975  
 Moresco, Tim (DB), Syracuse ..... 1977  
 Murphy, Mark (S), West Liberty State ..... 1980-85, 87-91  
 Johnson, KeShon (CB), Arizona ..... 1994, 97  
 Williams, Tyrone (CB), Nebraska ..... 1996-2002  
 Hawkins, Mike (CB), Oklahoma ..... 2005  
 Rouse, Aaron (S), Virginia Tech ..... 2007-09  
 Shields, Sam (CB), Miami (Fla.) ..... 2010-16

### 38

\*Earp, Jug (C), Monmouth ..... 1929  
 \*Lidberg, Carl (FB), Minnesota ..... 1930  
 \*Hubbard, Cal (T), Centenary, Geneva ..... 1931  
 \*Bultman, Art (C), Marquette ..... 1933  
 \*McCrary, Herdis (B), Georgia ..... 1933  
 \*Laws, Joe (B), Iowa ..... 1934  
 \*Herber, Arnie (B), Regis ..... 1935-40  
 \*Sample, Chuck (B), Toledo ..... 1942, 45  
 Luhn, Nolan (E), Tulsa ..... 1945-49  
 \*Rote, Tobin (QB), Rice ..... 1950-51  
 Mercer, Mike (K), Northern Arizona ..... 1968-69  
 Webster, Tim (K), Arkansas ..... 1971  
 Scales, Hurlis (DB), North Texas State ..... 1975  
 Hood, Estus (DB), Illinois State ..... 1978-84  
 Sullivan, John (DB), California ..... 1986  
 \*Washington, Chuck (DB), Arkansas ..... 1987  
 Jefferson, Norman (DB), Louisiana State ..... 1987-88  
 White, Adrian (S), Florida ..... 1992  
 Pickens, Bruce (CB), Nebraska ..... 1993  
 Satterfield, Brian (FB), North Alabama ..... 1996  
 McElmurry, Blaine (S), Montana ..... 1997  
 \*Snider, Matt (FB), Richmond ..... 1999  
 Thornburg, Jeremy (S), Northern Arizona ..... 2005  
 Williams, Tramon (CB), Louisiana Tech ..... 2007-14  
 Crockett, John (RB), North Dakota State ..... 2015

### 39

\*Hubbard, Cal (T), Geneva ..... 1929  
 \*Earp, Jug (C), Monmouth ..... 1930-32  
 \*Bettencourt, Larry (C), St. Mary's (Calif.) ..... 1933  
 \*Hinkle, Clarke (FB), Bucknell ..... 1933  
 Paulekas, Tony (C), Washington & Jefferson ..... 1936  
 \*Evans, Lon (G), Texas Christian ..... 1937  
 Heath, Stan (QB), Nevada ..... 1949

\*Martinkovic, John (DE), Xavier ..... 1951  
 Mann, Errol (K), North Dakota ..... 1968  
 Hill, Jim (DB), Texas A&I ..... 1972-74  
 Johnson, Sammy (RB), North Carolina ..... 1979  
 Meade, Mike (FB), Penn State ..... 1982-83  
 Burgess, Ronnie (DB), Wake Forest ..... 1985  
 \*Johnson, Kenneth (DB), Mississippi State ..... 1987  
 Parker, Freddie (RB), Mississippi Valley State ..... 1987  
 \*Thompson, Darrell (RB), Minnesota ..... 1990-93  
 \*Prior, Mike (S), Illinois State ..... 1994-98  
 Carter, Tony (FB), Minnesota ..... 2002  
 Fontenot, Therrian (CB), Fresno State ..... 2005  
 Ford, Trevor (CB), Troy ..... 2009  
 Goodson, Demetri (CB), Baylor ..... 2014-16

### 40

\*Cahoon, Ivan (T), Gonzaga ..... 1929  
 \*Hubbard, Cal (T), Geneva ..... 1930, 32  
 \*Michalske, Mike (G), Penn State ..... 1935  
 \*Scherer, Bernie (E), Nebraska ..... 1936  
 Lee, Bill (T), Alabama ..... 1937-42, 46  
 \*Schwammel, Ade (T), Oregon State ..... 1943  
 Forte, Aldo (G), Montana ..... 1947  
 Eason, Roger (G), Oklahoma ..... 1949  
 \*Elliott, Carlton (E), Virginia ..... 1951  
 Aldridge, Ben (B), Oklahoma A&M ..... 1953  
 Johnson, Joe (HB), Boston College ..... 1954-58  
 Hackbart, Dale (DB), Wisconsin ..... 1960-61  
 Goe, Earl (FB), Louisiana State ..... 1962-63  
 Brown, Tom (DB), Maryland ..... 1964-68  
 Kopay, Dave (RB), Washington ..... 1972  
 Van Valkenburg, Pete (RB), Brigham Young ..... 1974  
 Harrell, Willard (RB), Pacific ..... 1975-77  
 Ivery, Eddie Lee (RB), Georgia Tech ..... 1979-86  
 King, David (DB), Auburn ..... 1987  
 Jackson, Johnnie (S), Houston ..... 1992  
 Hayes, Chris (S), Washington State ..... 1996  
 Terrell, Pat (S), Notre Dame ..... 1998  
 Moore, Jason (S), San Diego State ..... 2000  
 Fisher, Tony (RB), Notre Dame ..... 2002-05  
 Miree, Brandon (FB), Pittsburgh ..... 2006  
 Porter, Joe (CB), Rutgers ..... 2008  
 Gordy, Josh (CB), Central Michigan ..... 2010  
 Kerridge, Joe (FB), Michigan ..... 2016-17

### 41

\*O'Boyle, Harry (B), Notre Dame ..... 1928  
 \*Zuidmulder, Dave (B), St. Ambrose ..... 1931  
 \*Herber, Arnie (B), Regis ..... 1932-33  
 \*Laws, Joe (B), Iowa ..... 1934  
 \*Hinkle, Clarke (FB), Bucknell ..... 1936  
 \*Seibold, Champ (T), Wisconsin ..... 1937-38  
 Kell, Paul (T), Notre Dame ..... 1939-40  
 Earhart, Ralph (B), Texas Tech ..... 1948-49  
 Robinson, Bill (HB), Lincoln (Mo.) ..... 1952  
 Johnson, Marvin (DB), San Jose State ..... 1952-53  
 Mihajlovich, Lou (DE), Indiana ..... 1954  
 \*Nix, Doyle (DB), Southern Methodist ..... 1955  
 Freeman, Bob (DB), Auburn ..... 1959  
 Coffey, Junior (RB), Washington ..... 1965  
 Gibson, Paul (WR), Texas-El Paso ..... 1972  
 Burrow, Jim (DB), Nebraska ..... 1976  
 Osborn, Dave (RB), North Dakota ..... 1976  
 Flynn, Tom (S), Pittsburgh ..... 1984-86  
 Compton, Chuck (DB), Boise State ..... 1987  
 \*Johnson, Kenneth (DB), Mississippi State ..... 1987  
 Robinson, Eugene (S), Colgate ..... 1996-97  
 \*Marshall, Torrance (LB/FB), Oklahoma ..... 2002  
 Wischom, Jerron (CB), Louisiana Tech ..... 2005  
 Walker, Frank (CB), Tuskegee ..... 2007  
 \*Havner, Spencer (TE/LB), UCLA ..... 2009-10  
 Pipkins, Lenzy (CB), Oklahoma State ..... 2017

### 42

\*Lambeau, Earl "Curly" (B), Notre Dame ..... 1928  
 \*O'Boyle, Harry (B), Notre Dame ..... 1932  
 \*Monnett, Bob (B), Michigan State ..... 1934  
 McDonald, Dustin (G), Indiana ..... 1935  
 Schoemann, Roy (C), Marquette ..... 1938  
 \*Uram, Andy (B), Minnesota ..... 1939-43  
 Duhart, Paul (B), Florida ..... 1944  
 Smith, Bruce (B), Minnesota ..... 1945-48  
 Kranz, Kenneth (B), Milwaukee Teachers ..... 1949  
 Cannava, Al (B), Boston College ..... 1950  
 \*Dreyer, Wally (B), Wisconsin ..... 1950  
 \*Carmichael, Al (HB), Southern California ..... 1953-55

ALL-TIME UNIFORM NUMBERS  
 Community  
 Admin & Coaches  
 Veterans  
 Draft & Free Agents  
 Review  
 All-Time Numbers  
 Lambeau Field  
 Misc.

McIlhenny, Don (HB), Southern Methodist . . .	1957-59
Brockington, John (RB), Ohio State . . . . .	1971-77
Landers, Walt (FB), Clark . . . . .	1978-79
Ellerson, Gary (FB), Wisconsin . . . . .	1985-86
Dean, Walter (FB), Grambling State . . . . .	1991
Sydney, Harry (FB), Kansas . . . . .	1992
Johnson, LeShon (RB), Northern Illinois . . . .	1994-95
Dowden, Corey (CB), Tulane . . . . .	1996
Sharper, Darren (CB/S), William & Mary . . . .	1997-2004
Wynn, DeShawn (RB), Florida . . . . .	2007-09
Burnett, Morgan (S), Georgia Tech. . . . .	2010-17

## 43

Webber, Dutch (E), Kansas State . . . . .	1928
*McCrary, Herdis (B), Georgia . . . . .	1932
*Peterson, Les (E), Texas . . . . .	1934
*Svendsen, George (C/LB), Minnesota . . . . .	1935-37
*Goldenberg, Charles (G/B), Wisconsin . . . . .	1938-45
*Wells, Don (E), Georgia . . . . .	1946-49
Kirby, Jack (B), Southern California . . . . .	1949
*Wimberly, Abner (E), Louisiana State . . . . .	1950
*Loomis, Ace (B), La Crosse St. Teachers . . . .	1952
Barton, Don (B), Texas . . . . .	1953
*Boone, J.R. (B), Tulsa . . . . .	1953
Hart, Doug (DB), Texas-Arlington . . . . .	1964-71
Mason, Dave (DB), Nebraska . . . . .	1974
*Thompson, Aundra (WR), East Texas State . . .	1977-78
Monroe, Henry (DB), Mississippi State . . . . .	1979
Jones, Daryl (DB), Georgia . . . . .	1984-85
Morris, Larry (RB), Syracuse . . . . .	1987
Kinder, Randy (CB), Notre Dame . . . . .	1997
McGarrahan, Scott (S), New Mexico . . . . .	1998-2000
Smith, Moe (RB), North Carolina A&T . . . . .	2002
*Franz, Todd (S), Tulsa . . . . .	2005
*Dendy, Patrick (CB), Rice . . . . .	2006
Jennings, M.D. (S), Arkansas State . . . . .	2011-13

## 44

Marks, Larry (B), Indiana . . . . .	1928
Apsit, Marger (B), Southern California . . . . .	1932
*Goldenberg, Charles (G/B), Wisconsin . . . . .	1935-37
*Ray, Baby (T), Vanderbilt . . . . .	1938-48
McGeary, Clarence (DT), North Dakota State . .	1950
*Stephenson, Dave (G/C), West Virginia . . . .	1951
Dillon, Bobby (DB), Texas . . . . .	1952-59
Anderson, Donny (RB), Texas Tech . . . . .	1966-71
Kroll, Bob (S), Northern Michigan . . . . .	1972-73
*Hall, Charlie (CB), Pittsburgh . . . . .	1975-76
Anderson, Vickey Ray (FB), Oklahoma . . . . .	1980
O'Steen, Dwayne (CB), San Jose State . . . . .	1983-84
Mansfield, Von (DB), Wisconsin . . . . .	1987
Mandeville, Chris (DB), Louisiana-Davis . . . .	1987-88
Holmes, Jerry (CB), West Virginia . . . . .	1990-91
*McNabb, Dexter (FB), Florida . . . . .	1993
Darkins, Chris (RB), Minnesota . . . . .	1997
*Snider, Matt (FB), Richmond . . . . .	2000
Davenport, Najeh (RB/DB), Miami (Fla.) . . . .	2002-05
Starks, James (RB), Buffalo . . . . .	2010-16
Brown, Donatello (CB), Valdosta State . . . . .	2017

## 45

*Lewellen, Verne (B), Nebraska . . . . .	1928
*Bultzman, Art (C), Marquette . . . . .	1932
*Herber, Arnie (B), Regis . . . . .	1934
*Hinkle, Clarke (FB), Bucknell . . . . .	1934
*Smith, Ernie (T), Southern California . . . . .	1935-37, 39
*Kuusisto, Bill (G), Minnesota . . . . .	1941-45
*Wildung, Dick (T), Minnesota . . . . .	1946-51
*Nix, Doyle (DB), Southern Methodist . . . . .	1955
Tunnell, Emlen (S), Iowa . . . . .	1959-61
*Hathcock, Dave (DB), Memphis State . . . . .	1966
*Rowser, John (DB), Michigan . . . . .	1967-69
Hunt, Ervin (DB), Fresno State . . . . .	1970
Smith, Perry (DB), Colorado State . . . . .	1973-76
Thomas, Lavale (RB), Fresno State . . . . .	1987-88
Sikahema, Vai (RB/KR), Brigham Young . . . . .	1991
*McNabb, Dexter (FB), Florida . . . . .	1992
*Prior, Mike (S), Illinois State . . . . .	1993
Crawford, Keith (CB/WR), Howard Payne . . . .	1995, 99
*Cooks, Kerry (S), Iowa . . . . .	1998
Combs, Derek (CB), Ohio State . . . . .	2003
Johnson, Quinn (FB), Louisiana State . . . . .	2009-10
Biegel, Vince (LB), Wisconsin . . . . .	2017

## 46

*Ashmore, Roger (T), Gonzaga . . . . .	1928
*Lewellen, Verne (B), Nebraska . . . . .	1931-32
*Gantenbein, Milt (E), Wisconsin . . . . .	1933-34
*Evans, Lon (G), Texas Christian . . . . .	1935
*Lettow, Russ (G), San Francisco . . . . .	1936-42, 46
Fries, Sherwood (G/LB), Colorado State . . . . .	1943
*Tollefson, Chuck (G), Iowa . . . . .	1944-45
Clemons, Ray (G), St. Mary's (Calif.) . . . . .	1947
*Olsonoski, Larry (G), Minnesota . . . . .	1948-49
Nichols, Hamilton (G), Rice . . . . .	1951
Gremminger, Hank (DB), Baylor . . . . .	1956-65
Glass, Leland (WR), Oregon . . . . .	1972-73
Luke, Steve (DB), Ohio State . . . . .	1975-80
Harrison, Anthony (DB), Georgia Tech . . . . .	1987
Richard, Gary (DB), Pittsburgh . . . . .	1988
Workman, Vince (RB), Ohio State . . . . .	1989-92
Robinson, Michael (CB), Hampton . . . . .	1996
Bolden, Juran (CB), Mississippi Delta . . . . .	1998
Artmore, Rodney (S), Baylor . . . . .	1999
Harris, Alonzo (RB), Louisiana-Lafayette . . . . .	2015

## 47

*Gantenbein, Milt (E), Wisconsin . . . . .	1933
*Bruder, Hank (B), Northwestern . . . . .	1934
*Rose, Al (E), Texas . . . . .	1935-36
*Gordon, Lou (T), Illinois . . . . .	1937
Bereznev, Paul (T), Fordham . . . . .	1942-44
Lipscomb, Paul (T), Tennessee . . . . .	1945-49
*Szafaryn, Len (T), North Carolina . . . . .	1950
*Marinkovic, John (DE), Xavier . . . . .	1951
*Moselle, Dom (B), Superior State . . . . .	1952
Walker, Val Joe (DB), Southern Methodist . . . .	1953-56
Whittenton, Jesse (DB), Texas Western . . . . .	1958-64
Rule, Gordon (DB), Dartmouth . . . . .	1968-69
Davis, Dave (WR), Tennessee A&I . . . . .	1971-72
Petway, David (S), Northern Illinois . . . . .	1981
*Morris, Jim Bob (DB), Kansas State . . . . .	1987
Mitchell, Roland (CB/S), Texas Tech . . . . .	1991-94
Galbraith, Scott (TE), Southern California . . . .	1998
Bell, Tyrone (CB), North Alabama . . . . .	1999
*Bigby, Atari (S), Central Florida . . . . .	2005
Gordano, Matt (S), California . . . . .	2009
Ryan, Jake (LB), Michigan . . . . .	2015-17

## 48

*Hinkle, Clarke (FB), Bucknell . . . . .	1934
*Butler, Frank (C/T), Michigan State . . . . .	1935-36
Miller, Ookie (C), Purdue . . . . .	1938
Jacunski, Harry (E), Fordham . . . . .	1939-44
*Perkins, Don (FB), Platteville St. Teachers . . .	1945
*Nussbaumer, Bob (B), Michigan . . . . .	1946
Cook, Ted (E/DB), Alabama . . . . .	1948-50
*Loomis, Ace (B), La Crosse St. Teachers . . . . .	1953
Psaltis, Jim (DB), Southern California . . . . .	1954
*Carmichael, Al (HB), Southern California . . . .	1955-58
Pesonen, Dick (DB), Minnesota-Duluth . . . . .	1960
*Hathcock, Dave (DB), Memphis State . . . . .	1966
Ellis, Ken (CB), Southern . . . . .	1970-75
Simpson, Nate (RB), Tennessee State . . . . .	1977-79
*Morris, Lee (WR), Oklahoma . . . . .	1987
Bartrum, Mike (TE), Marshall . . . . .	1995
Kitts, Jim (FB), Ferrum . . . . .	1998
Leach, Vonta (FB), East Carolina . . . . .	2004-06
Thomas, Joe (LB), South Carolina State . . . . .	2015-17

## 49

*Fitzgibbon, Paul (B), Creighton . . . . .	1932
*Rose, Al (E), Texas . . . . .	1934
*Kiesling, Walt (G), St. Thomas . . . . .	1935-36
Howell, John (B), Nebraska . . . . .	1938
*Orlich, Dan (E), Nevada . . . . .	1949-50
Wicks, Bob (WR), Utah State . . . . .	1974
*West, Ed (TE), Auburn . . . . .	1984
Greenwood, David (S), Wisconsin . . . . .	1986
Sutton, Mickey (CB), Montana . . . . .	1989
*Wilner, Jeff (TE), Wesleyan (Conn.) . . . . .	1995
Smith, Kevin (FB), UCLA . . . . .	1996
*Hall, Lamont (TE), Clemson . . . . .	1999
*Franz, Todd (S), Tulsa . . . . .	2002
*Humphrey, Tory (TE), Central Michigan . . . . .	2005
Alcorn, Zac (TE), Black Hills State . . . . .	2006
Francois, Robert (LB), Boston College . . . . .	2010-13

50

\*Perry, Claude (T), Alabama . . . . . 1934  
 \*Schwammel, Ade (T), Oregon State . . . . . 1935-36, 43  
 \*Monnett, Bob (B), Michigan State . . . . . 1938  
 Thompson, Clarence (B), Minnesota . . . . . 1939  
 Johnson, Bill (DE), Minnesota . . . . . 1941  
 \*Roskie, Ken (B), South Carolina . . . . . 1948  
 \*Rhodemyre, Jay (C/LB), Kentucky . . . . . 1952  
 Curry, Bill (C), Georgia Tech . . . . . 1965-66  
 \*Hyland, Bob (C), Boston College . . . . . 1967-69  
 Carter, Jim (LB), Minnesota . . . . . 1970-75, 77-78  
 Wingo, Rich (LB), Alabama . . . . . 1979, 81-84  
 Rafferty, Vince (C), Colorado . . . . . 1987  
 Holland, Johnny (LB), Texas A&M . . . . . 1987-93  
 Arthur, Mike (C), Texas A&M . . . . . 1995-96  
 Davis, Anthony (LB), Utah . . . . . 1999  
 Williams, K.D. (LB), Henderson State . . . . . 2000-01  
 Navies, Hannibal (LB), Colorado . . . . . 2003-04  
 Hawk, A.J. (LB), Ohio State . . . . . 2006-14  
 Martinez, Blake (LB), Stanford . . . . . 2016-17

51

\*Goldenberg, Charles (G/B), Wisconsin . . . . . 1934  
 \*Hubbard, Cal (T), Geneva . . . . . 1935  
 \*Evans, Lon (G), Texas Christian . . . . . 1936  
 \*Schneidman, Herm (B), Iowa . . . . . 1938-39  
 \*Lawrence, Jim (B), Texas Christian . . . . . 1939  
 \*Frutig, Ed (E), Michigan . . . . . 1941  
 Stonebraker, John (E), Southern California . . . . . 1942  
 Comp, Irv (B), St. Benedict's . . . . . 1943-49  
 \*Szafaryn, Len (T), North Carolina . . . . . 1950  
 Faverty, Hal (C/LB), Wisconsin . . . . . 1952  
 Ringo, Jim (C), Syracuse . . . . . 1953-63  
 \*Hayhoe, Bill (T), Southern California . . . . . 1969  
 Hefner, Larry (LB), Clemson . . . . . 1972-75  
 Gueno, Jim (LB), Tulane . . . . . 1976-80  
 Prather, Guy (LB), Grambling State . . . . . 1981-85  
 Monaco, Ron (LB), South Carolina . . . . . 1987  
 Weishuhn, Clayton (LB), Angelo State . . . . . 1987  
 Simpkins, Ron (LB), Michigan . . . . . 1988  
 Bush, Blair (C), Washington . . . . . 1989-91  
 Brady, Jeff (LB), Kentucky . . . . . 1992  
 Morrissey, Jim (LB), Michigan State . . . . . 1993  
 Williams, Mark (LB), Ohio State . . . . . 1994  
 Williams, Brian (LB), Southern California . . . . . 1995-2000  
 \*Marshall, Torrance (LB/FB), Oklahoma . . . . . 2001-04  
 Poppinga, Brady (LB), Brigham Young . . . . . 2005-10  
 Smith, D.J. (LB), Appalachian State . . . . . 2011-12  
 Palmer, Nate (LB), Illinois State . . . . . 2013, 15  
 Fackrell, Kyler (LB), Utah State . . . . . 2016-17

52

\*Rose, Al (E), Texas . . . . . 1932  
 \*Bultman, Art (C), Marquette . . . . . 1934  
 \*Engelbreten, Paul (G), Northwestern . . . . . 1936  
 Buhler, Larry (B), Minnesota . . . . . 1939-41  
 Snelling, Ken (B), UCLA . . . . . 1945  
 \*Kuusisto, Bill (G), Minnesota . . . . . 1946  
 Skoglund, Bob (DE), Notre Dame . . . . . 1947  
 Walker, Cleo (C/LB), Louisville . . . . . 1970  
 \*Winther, Wimpy (C), Mississippi . . . . . 1971  
 Schmitt, John (C), Hofstra . . . . . 1974  
 Weaver, Gary (LB), Fresno State . . . . . 1975-79  
 Cumby, George (LB), Oklahoma . . . . . 1980-85  
 Weddington, Mike (LB), Oklahoma . . . . . 1986-90  
 Melka, James (LB), Wisconsin . . . . . 1987  
 Winters, Frank (C/G), Western Illinois . . . . . 1992-2002  
 Matthews, Clay (LB), Southern California . . . . . 2009-17

53

\*McCrary, Herdis (B), Georgia . . . . . 1933  
 \*Schwammel, Ade (T), Oregon State . . . . . 1934  
 \*Gordon, Lou (T), Illinois . . . . . 1936  
 \*Svendsen, Earl (C), Minnesota . . . . . 1939  
 \*Evans, Dick (E), Iowa . . . . . 1940  
 Ingalls, Bob (C/LB), Michigan . . . . . 1942  
 \*Stephenson, Dave (G/C), West Virginia . . . . . 1953-55  
 Timberlake, George (LB/G), Southern California . . . . . 1955  
 Palumbo, Sam (LB/C), Notre Dame . . . . . 1957  
 Iman, Ken (C), Southeast Missouri State . . . . . 1960-63  
 Carr, Fred (LB), Texas-El Paso . . . . . 1968-77  
 Chesley, Francis (LB), Wyoming . . . . . 1978  
 \*Douglass, Mike (LB), San Diego State . . . . . 1979-85  
 Leopold, Bobby (LB), Notre Dame . . . . . 1986  
 Turpin, Miles (LB), California . . . . . 1986

Anderson, Aric (LB), Millikin . . . . . 1987  
 Coker, John (LB), Oklahoma State . . . . . 1988  
 Koonce, George (LB), East Carolina . . . . . 1992-99  
 Morton, Mike (LB), North Carolina . . . . . 2000  
 O'Neal, Andre (LB), Marshall . . . . . 2001  
 Lenon, Paris (LB), Richmond . . . . . 2002-05  
 \*Havner, Spencer (LB/TE), UCLA . . . . . 2008  
 Simpkins, Maurice (LB), Coastal Carolina . . . . . 2010  
 Briggs, Diyal (LB), Bowling Green State . . . . . 2010  
 Perry, Nick (LB), Southern California . . . . . 2012-17

54

Culver, Al (T), Notre Dame . . . . . 1932  
 Jorgenson, Carl (T), St. Mary's (Calif.) . . . . . 1934  
 \*Johnston, Chester (B), Marquette . . . . . 1936  
 Craig, Larry (E/B), South Carolina . . . . . 1939-49  
 Schmidt, George (C), Lewis . . . . . 1952  
 Walker, Malcolm (C), Rice . . . . . 1970  
 \*Winther, Wimpy (C), Mississippi . . . . . 1971  
 McCarren, Larry (C), Illinois . . . . . 1973-84  
 Schuh, Jeff (LB), Minnesota . . . . . 1986  
 \*Jensen, Greg (G), No College . . . . . 1987  
 \*Malancon, Rydell (LB), Louisiana State . . . . . 1987  
 Stephen, Scott (LB), Arizona State . . . . . 1987-91  
 Coleman, Ker (LB), Mississippi State . . . . . 1993  
 \*Harris, Bernardo (LB), North Carolina . . . . . 1995  
 Cox, Ron (LB), Fresno State . . . . . 1996  
 Joyner, Seth (LB), Texas-El Paso . . . . . 1997  
 Waddy, Jude (LB), William & Mary . . . . . 1998-99  
 Wayne, Nate (LB), Mississippi . . . . . 2000-02  
 Josue, Steve (LB), Carson-Newman . . . . . 2004  
 Manning, Roy (LB), Michigan . . . . . 2005  
 Chillar, Brandon (LB), UCLA . . . . . 2008-10  
 Moses, Dezman (LB), Tulane . . . . . 2012  
 Aiyewa, Victor (LB), Washington . . . . . 2013  
 Bradford, Carl (LB), Arizona State . . . . . 2016  
 Hart, Derek (LS), James Madison . . . . . 2017

55

Franta, Herb (T), St. Thomas . . . . . 1930  
 \*Bruder, Hank (B), Northwestern . . . . . 1933  
 Jones, Bob (G), Indiana . . . . . 1934  
 \*McNally (Blood), Johnny (B), St. John's . . . . . 1936  
 Moore, Allen (E), Texas A&M . . . . . 1939  
 \*Adkins, Bob (B), Marshall . . . . . 1940-41  
 Ecker, Ed (T), John Carroll . . . . . 1950-51  
 Flanigan, Jim (LB), Pittsburgh . . . . . 1967-70  
 Jenke, Noel (LB), Minnesota . . . . . 1973-74  
 Hull, Tom (LB), Penn State . . . . . 1975  
 \*Hyland, Bob (C), Boston College . . . . . 1976  
 Hunt, Mike (LB), Minnesota . . . . . 1978-80  
 Scott, Randy (LB), Alabama . . . . . 1981-86  
 Jordan, Kenneth (LB), Tuskegee . . . . . 1987  
 Burnette, Reggie (LB), Houston . . . . . 1991  
 Clark, Greg (LB), Arizona State . . . . . 1991  
 Collins, Brett (LB), Washington . . . . . 1992-93  
 Mott, Joe (LB), Iowa . . . . . 1993  
 Strickland, Fred (LB), Purdue . . . . . 1994-95  
 \*Harris, Bernardo (LB), North Carolina . . . . . 1996-2001  
 Wilkins, Marcus (LB), Texas . . . . . 2002-03  
 Rogers, Nick (LB), Georgia Tech . . . . . 2004  
 Thomas, Robert (LB), UCLA . . . . . 2005  
 Hodge, Abdul (LB), Iowa . . . . . 2006  
 Bishop, Desmond (LB), California . . . . . 2007-11  
 Mulumba, Andy (LB), Eastern Michigan . . . . . 2013-15  
 Brooks, Ahmad (LB), Virginia . . . . . 2017

56

Pape, Orrin (B), Iowa . . . . . 1930  
 \*Barragar, Nate (C), Southern California . . . . . 1932  
 Wunsch, Harry (G), Notre Dame . . . . . 1934  
 Greenfield, Tom (C/LB), Arizona . . . . . 1939-41  
 \*Crutcher, Tommy (LB), Texas Christian . . . . . 1965-67, 71-72  
 MacLeod, Tom (LB), Minnesota . . . . . 1973  
 Hendricks, Ted (LB), Miami (Fla.) . . . . . 1974  
 Perko, Tom (LB), Pittsburgh . . . . . 1976  
 Smith, Blane (LB), Purdue . . . . . 1977  
 Nuzum, Rick (C), Kentucky . . . . . 1978  
 O'Neil, Ed (LB), Penn State . . . . . 1980  
 Lewis, Cliff (LB), Southern Mississippi . . . . . 1981-84  
 Dent, Burnell (LB), Tulane . . . . . 1986-92  
 Pointer, John (LB), Vanderbilt . . . . . 1987  
 Willis, James (LB), Auburn . . . . . 1993-94  
 Hollinquest, Lamont (LB), Southern California . . . . . 1996-98  
 Mays, Kivusama (LB), North Carolina . . . . . 1999



McCaslin, Eugene (LB), Florida	2000
Holmberg, Rob (LB), Penn State	2001
Nickerson, Hardy (LB), California	2002
Barnett, Nick (LB), Oregon State	2003-10
Manning, Terrell (LB), North Carolina State	2012
Peppers, Julius (LB), North Carolina	2014-16

## 57

*Van Sickle, Clyde (C), Arkansas	1932
*Seibold, Champ (T), Wisconsin	1934, 39-40
*Schwammel, Ade (T), Oregon State	1936
Zoll, Dick (G), Indiana	1939
Wehba, Ray (E), Southern California	1944
Bowman, Ken (C), Wisconsin	1964-73
Acks, Ron (LB), Illinois	1974-76
Gofourth, Derrel (G/C), Oklahoma State	1977-82
Curcio, Mike (LB), Temple	1983
Parlavacchio, Chet (LB), Penn State	1983
Moran, Rich (G), San Diego State	1985-93
Choate, Putt (LB), Southern Methodist	1987
Kelly, Joe (LB), Washington	1995
London, Antonio (LB), Alabama	1998
Nelson, Jim (LB), Penn State	1998-99
Gizzi, Chris (LB), Air Force	2000-01
Slaughter, T.J. (LB), Southern Mississippi	2003
Leake, John (LB), Clemson	2005
Hunter, Jason (DE), Appalachian State	2006-08
Obiozor, Cyril (LB), Texas A&M	2009
Wilhelm, Matt (LB), Ohio State	2010
Lattimore, Jamari (LB), Middle Tennessee St.	2011-14

## 58

*Kurth, Joe (T), Notre Dame	1934
*Seibold, Champ (T), Wisconsin	1936
Kilbourne, Warren (T), Minnesota	1939
*Ray, Baby (T), Vanderbilt	1940
Carter, Joe (E), Southern Methodist	1942
*Schwammel, Ade (T), Oregon State	1944
Neal, Ed (DT/T), Tulane	1945-51
*Tonnmaker, Clayton (LB/C), Minnesota	1953-54
*Bettis, Tom (LB), Purdue	1955
Lauer, Larry (C), Alabama	1956-57
Currie, Dan (LB), Michigan State	1958-64
Winkler, Francis (DE), Memphis State	1968-69
Withrow, Cal (C), Kentucky	1971-73
Cooney, Mark (LB), Colorado	1974
McCaffrey, Bob (C), Southern California	1975
Lally, Bob (LB), Cornell	1976
Hansen, Don (LB), Illinois	1976-77
Johnson, Danny (LB), Tennessee State	1978
*Rudzinski, Paul (LB), Michigan State	1979
Stewart, Steve (LB), Minnesota	1979
Beekley, Bruce (LB), Oregon	1980
Rubens, Larry (C), Montana State	1982-83
Cannon, Mark (C), Texas-Arlington	1984-89
D'Onofrio, Mark (LB), Penn State	1992
Hamilton, Ruffin (LB), Tulane	1994
Flanagan, Mike (C/T), UCLA	1998-2005
Taylor, Ben (LB), Virginia Tech	2006
Lansanah, Danny (LB), Connecticut	2008
Zombo, Frank (LB), Central Michigan	2010-12
Barrington, Sam (LB), South Florida	2013-15
Tripp, Jordan (LB), Montana	2016

## 59

*Butler, Frank (C/T), Michigan State	1936
*Lawrence, Jim (B), Texas Christian	1939
Kuechenberg, Rudy (LB), Indiana	1970
Toner, Tom (LB), Idaho State	1973, 75-77
*Anderson, John (LB), Michigan	1979-89
Larson, Kurt (LB), Michigan State	1991
Simmons, Wayne (LB), Clemson	1993-97
Diggs, Na'il (LB), Ohio State	2000-05
White, Tracy (LB), Howard	2006-08
Jones, Brad (LB), Colorado	2009-14
Lovato, Rick (LS), Old Dominion	2015
Pepper, Taybor (LS), Michigan State	2017

## 60

*Butler, Frank (C/T), Michigan State	1934
*Kiesling, Walt (G), St. Thomas	1936
Schultz, Charles (T), Minnesota	1939-41
Blaine, Ed (G), Missouri	1962
Caffey, Lee Roy (LB), Texas A&M	1964-69
Knutson, Steve (T), Southern California	1976-77

*Anderson, John (LB), Michigan	1978
Allerman, Kurt (LB), Penn State	1980-81
Laslavic, Jim (LB), Penn State	1982
Moore, Blake (C/G), Wooster	1984-85
*Jensen, Greg (G), No College	1987
*Malancon, Rydell (LB), Louisiana State	1987
Croston, Dave (T), Iowa	1988
Houston, Bobby (LB), North Carolina State	1990
Zeno, Lance (C), UCLA	1993
McGuire, Gene (C), Notre Dame	1996
Davis, Rob (LS), Shippensburg	1997-2007

## 61

*Dilweg, Lavvie (E), Marquette	1934
*Smith, Ernie (T), Southern California	1936
Ruzich, Steve (G), Ohio State	1952-54
Spinks, Jack (G), Alcorn A&M	1955-56
Smith, Jerry (G), Wisconsin	1956
*Bullough, Hank (G), Michigan State	1958
*Toburen, Nelson (LB), Wichita State	1961-62
Breen, Gene (LB), Virginia Tech	1964
Bradley, Dave (G), Penn State	1969-71
Van Dyke, Bruce (G), Missouri	1974-76
McMath, Herb (DT), Morningside	1977
Simmons, Davie (LB), North Carolina	1979
Ane, Charlie (C), Michigan State	1981
Drechsler, Dave (G), North Carolina	1983-84
Wingle, Blake (G), UCLA	1985
Boyersky, Jerry (NT), Pittsburgh	1986-89
McGarry, John (G), St. Joseph's (Ind.)	1987
*Neville, Tom (T/G), Fresno State	1992
Curry, Scott (T), Montana	1999
Goode, Brett (LS), Arkansas	2008-17

## 62

*Norgard, Al (E), Stanford	1934
*Letlow, Russ (G), San Francisco	1936
Twedell, Francis (G), Minnesota	1939
*Afflis, Dick (G), Nevada	1952
Brown, Buddy (G), Arkansas	1953-56
Amundsen, Norm (G), Wisconsin	1957
*Cvercko, Andy (G), Northwestern	1960
*Aldridge, Lionel (DE), Utah State	1963
Lueck, Bill (G), Arizona	1968-74
Matson, Pat (G), Oregon	1975
Havig, Dennis (G), Colorado	1977
McLaughlin, Joe (LB), Massachusetts	1979
Aydelette, Buddy (G), Alabama	1980
Merrill, Mark (LB), Minnesota	1982
Laughlin, Jim (LB), Ohio State	1983
Mendoza, Ruben (G), Wayne State	1986
Meyer, Jim (T), Illinois State	1987
Kauahi, Kani (C), Hawai'i	1988
*Brock, Matt (DE/DT), Oregon	1989-93
McIntyre, Guy (G), Georgia	1994
Rivera, Marco (G), Penn State	1997-2004
Coston, Junius (T/G), North Carolina A&T	2005-07
Dietrich-Smith, Evan (G/C), Idaho State	2009, 11-13
Patrick, Lucas (G), Duke	2017

## 63

*Michalske, Mike (G), Penn State	1934
Zarnas, Gust (G), Ohio State	1939-40
Starret, Ben (B), St. Mary's (Calif.)	1942-45
Odson, Urban (T), Minnesota	1946-49
*Stansauk, Don (T), Denver	1950-51
Bray, Ray (G), Western Michigan	1952
*Barry, Al (G), Southern California	1954
Skibinski, Joe (G), Purdue	1955-56
Matuszak, Marv (LB), Tulsa	1958
Thurston, Fuzzy (G), Valparaiso	1959-67
Winkler, Randy (G), Tarleton State	1971
Janet, Ernie (G), Washington	1975
Jones, Terry (NT), Alabama	1978-84
Hartnett, Perry (G), Southern Methodist	1987
Campan, James (C), Tulane	1989-93
Dukes, Jamie (C), Florida State	1994
Timmerman, Adam (G), South Dakota State	1995-98
McKenzie, Raleigh (G), Tennessee	1999-2000
Ferrario, Bill (G), Wisconsin	2002
Wells, Scott (C/G), Tennessee	2004-11
Saturday, Jeff (C), North Carolina	2012
Linsley, Corey (C), Ohio State	2014-17

*Barragar, Nate (C), Southern California	1934
Johnson, Howard (G/LB), Georgia	1940-41
Fritsch, Ted (B), Stevens Point Teachers	1942-50
Danjean, Ernie (LB), Auburn	1957
Kramer, Jerry (G), Idaho	1958-68
Hunt, Kevin (T), Doane	1972
Kitson, Syd (G), Wake Forest	1980-81, 83-84
Villanucci, Vince (NT), Bowling Green	1987
*Collier, Steve (T), Bethune-Cookman	1987
*Jurkovic, John (NT), Eastern Illinois	1993-95
Wilkinson, Bruce (T), Tennessee	1996-97
Jackson, Alcender (G), Louisiana State	2002
Lee, James (DT), Oregon State	2004
Palmer, Tony (G), Missouri	2006-07
Van Roten, Greg (G), Pennsylvania	2012-13
Pennel, Mike (DT), Colorado State-Pueblo	2014-16
McCray, Justin (G), Central Florida	2017

## 65

*Evans, Lon (G), Texas Christian	1934
Wilson, Gene (E/DB), Southern Methodist	1947-48
*Collins, Albin (HB), Louisiana State	1951
Boerio, Chuck (LB), Illinois	1952
*Bettis, Tom (LB), Purdue	1956-61
Holler, Ed (LB), South Carolina	1963
Wortman, Keith (G), Nebraska	1972-75
*Douglass, Mike (LB), San Diego State	1978
Wellman, Mike (C), Kansas	1979-80
Cabral, Brian (LB), Colorado	1980
Hallstrom, Ron (G), Iowa	1982-92
Knapp, Lindsay (G), Notre Dame	1996
Tauscher, Mark (T/G), Wisconsin	2000-10
Taylor, Lane (G), Oklahoma State	2013-17

## 66

*Monnett, Bob (B), Michigan State	1934
*Svendsen, Earl (C), Minnesota	1939
*Svendsen, George (C/LB), Minnesota	1940-41
Davis, Ralph (G), Wisconsin	1947-48
*Stansauk, Don (T), Denver	1950
*Cone, Fred (FB/K), Clemson	1951
Teteak, Deral (LB/G), Wisconsin	1952-56
*Barry, Al (G), Southern California	1957
*Nitschke, Ray (LB), Illinois	1959-72
*Rudzinski, Paul (LB), Michigan State	1978
Lewis, Mike (NT), Arkansas A&M	1980

## RETIRED FOR NITSCHKE, 1983

## 67

*Logan, Dick (G), Ohio State	1952-53
*Bullough, Hank (G), Michigan State	1955
Salsbury, Jim (G), UCLA	1957-58
*Cvercko, Andy (G), Northwestern	1960
Grimm, Dan (G), Colorado	1963-65
Carroll, Leo (DE), San Diego State	1968
Snider, Malcolm (T/G), Stanford	1972-74
Enderle, Dick (G), Minnesota	1976
Kowalkowski, Bob (G), Virginia	1977
Swanke, Karl (T/C), Boston College	1980-86
Logan, David (NT), Pittsburgh	1987
Simpson, Travis (C), Oklahoma	1987
Ard, Billy (G/T), Wake Forest	1989-91
Barrie, Sebastian (DE), Liberty	1992
Hutchins, Paul (T), Western Michigan	1993-94
Dellenbach, Jeff (C/G), Wisconsin	1996-98
Maryland, Russell (DT), Miami (Fla.)	2000
Ruegamer, Grey (C/G), Arizona State	2003-05
Barclay, Don (T/G), West Virginia	2012-13, 15-16

## 68

*Herber, Arnie (B), Regis	1934
Seeman, George (E), Nebraska	1940
Paskvan, George (B), Wisconsin	1941
*Szafaryn, Len (T), North Carolina	1953-56
Dittrich, John (G), Wisconsin	1959
Gillingham, Gale (G), Minnesota	1966-74, 76
Koch, Greg (T), Arkansas	1977-85
Konopasek, Ed (T), Ball State	1987
Winter, Blaise (DE/NT), Syracuse	1988-90
Sims, Joe (T/G), Nebraska	1992-95
*Brown, Gary (T), Georgia Tech	1996
Wahle, Mike (T/G), Navy	1998-2004
White, Chris (C), Southern Mississippi	2005
Giacomini, Breno (T), Louisville	2008
Murphy, Kyle (T), Stanford	2016-17

*Engebretsen, Paul (G), Northwestern	1934
*Stephenson, Dave (G/C), West Virginia	1952
*Forester, Bill (LB), Southern Methodist	1953-59
*Toburen, Nelson (LB), Wichita State	1961
Bain, Bill (T), Southern California	1975
Harris, Leotis (G), Arkansas	1978-83
Cherry, Bill (C), Middle Tennessee State	1986-87
Gruber, Bob (T), Pittsburgh	1987
Blackshear, Jeff (G), Northeast Louisiana	2002
Bakhtiar, David (T), Colorado	2013-17

## 70

Dowden, Steve (T), Baylor	1952
*Wildung, Dick (T), Minnesota	1953
Hunter, Art (C), Notre Dame	1954
King, Don (DT), Kentucky	1956
Marshall, Rich (DT), Stephen F. Austin	1965
Crenshaw, Leon (DT), Tuskegee	1968
Moore, Rich (DT), Villanova	1969-70
Nystrom, Lee (T), Macalester	1974
McMillan, Ernie (T), Illinois	1975
Barber, Bob (DE), Grambling State	1976-79
*Rudzinski, Paul (LB), Michigan State	1980
Sams, Ron (G), Pittsburgh	1983
Uecker, Keith (G/T), Auburn	1984-85, 87-88, 90-91
*Collier, Steve (T), Bethune-Cookman	1987
*Grant, David (DE), West Virginia	1993
Hope, Charles (G), Central (Ohio) State	1994
Andruzzi, Joe (G), Southern Connecticut St.	1998-99
Klemm, Adrian (G/T), Hawai'i	2005
Walter, Tyson (T/G), Ohio State	2006
Lang, T.J. (G/T), Eastern Michigan	2009-16

## 71

Lucky, Bill (DT), Baylor	1955
Finnin, Tom (T), Detroit	1957
*Forester, Bill (LB), Southern Methodist	1959-63
Voss, Lloyd (DT), Nebraska	1964-65
Peay, Francis (T), Missouri	1968-72
Branstetter, Kent (T), Houston	1973
Basinger, Mike (DE), California-Riverside	1974
Fanucci, Mike (DE), Arizona State	1974
Jackson, Mel (G), Southern California	1976-80
Thompson, Arland (G), Baylor	1981
Jones, Boyd (T), Texas Southern	1984
Shumate, Mark (NT), Wisconsin	1985
Ploeger, Kurt (DE), Gustavus Adolphus	1986
Drost, Jeff (DT), Iowa	1987
Jones, Scott (T), Washington	1991
Gray, Cecil (T), North Carolina	1992
*Brown, Gilbert (DT), Kansas	1993
*Brown, Gary (T), Georgia Tech	1994-95
Dotson, Santana (DT), Baylor	1996-2001
Barry, Kevin (T), Arizona	2002-05
Sitton, Josh (G), Central Florida	2008-15

## 72

Kahler, Royal (T), Nebraska	1942
McPherson, Forrest (T), Nebraska	1943-45
*Barnett, Solon (T), Baylor	1946
Kekeris, Jim (T), Missouri	1948
Johnson, Tom (DT), Michigan	1952
*Afflis, Dick (G), Nevada	1953
Helluin, Jerry (DT), Tulane	1954-57
Kimmel, J.D. (DT), Houston	1958
Miller, John (T), Boston College	1960
Davidson, Ben (DE), Washington	1961
Wright, Steve (T), Alabama	1964-67
Himes, Dick (T), Ohio State	1968-77
Lathrop, Kit (DT), Arizona State	1979-80
Oates, Brad (T), Brigham Young	1981
Boyd, Greg (DE), San Diego State	1983
*Neville, Tom (T/G), Fresno State	1986-88
*Auer, Todd (LB), Western Illinois	1987
Bone, Warren (DE), Texas Southern	1987
Hall, Mark (DE), Southwestern Louisiana	1989-90
Gabbard, Steve (T), Florida State	1991
Salem, Harvey (T), California	1992
Dotson, Earl (T), Texas A&I	1993-2002
Bedell, Brad (T), Colorado	2004
Spitz, Jason (C/G), Louisville	2006-10
Gerhart, Garth (C), Arizona State	2014

## 73

Serini, Wash (G), Kentucky	1952
Cifelli, Gus (T), Notre Dame	1953
Beck, Ken (DT), Texas A&M	1959-60
Gassert, Ron (DT), Virginia	1962
McDowell, John (G), St. John's (Minn.)	1964
Weatherwax, Jim (DT), Calif. St.-L.A.	1966-67, 69
Hardy, Kevin (DT), Notre Dame	1970
Vanoy, Vernon (DT), Kansas	1972
Oats, Carleton (DT), Florida A&M	1973
Okoniewski, Steve (DT), Montana	1974-75
Skinner, Gerald (T), Arkansas	1978
Edwards, Earl (DT), Wichita State	1979
Braggs, Byron (DE), Alabama	1981-83
Veingrad, Alan (T), East Texas State	1986-87, 89-90
Caldwell, David (NT), Texas Christian	1987
Robbins, Tootie (T), East Carolina	1992-93
Taylor, Aaron (G), Notre Dame	1995-97
*McKenzie, Keith (DE), Ball State	2002
Colledge, Daryn (G/T), Boise State	2006-10
Tretter, JC (C/G), Cornell	2014-16
Evans, Jahri (G), Bloomsburg	2017

## 74

*Olsonoski, Larry (G), Minnesota	1948
Steiner, Rebel (DB), Alabama	1950-51
Zatkoff, Roger (LB), Michigan	1953-56
Vereen, Carl (T), Georgia Tech	1957
Jordan, Henry (DT), Virginia	1959-69
Smith, Donnell (DE), Southern Univ.	1971
Brown, Aaron (DE), Minnesota	1973-74
Roller, Dave (DT), Kentucky	1975-78
Brown, Ken (C), New Mexico	1980
Huffman, Tim (G/T), Notre Dame	1981-85
*Collier, Steve (T), Bethune-Cookman	1987
Haley, Darryl (T), Utah	1988
Archambeau, Lester (DE), Stanford	1990-92
Widdell, Doug (G), Boston College	1993
Dingle, Antonio (DT), Virginia	1999
Kampman, Aaron (DE/LB), Iowa	2002-09
Newhouse, Marshall (T), Texas Christian	2011-13
John, Ulrick (T), Georgia State	2017

## 75

Croft, Milburn (T), Ripon	1942-47
Ruetz, Howard (DT), Loras	1951-53
*Afflis, Dick (G), Nevada	1954
Gregg, Forrest (T), Southern Methodist	1956, 58-70
Michaels, Lou (K), Kentucky	1971
Pureifory, Dave (DL), Eastern Michigan	1972-77
Barzilauskas, Carl (DT), Indiana	1978-79
Turner, Rich (NT), Oklahoma	1981-83
Ruettgers, Ken (T), Southern California	1985-96
Heimburger, Craig (G), Missouri	1999
Fianigan, Jim (DT), Notre Dame	2001
Tomich, Jared (DE), Nebraska	2002
Jackson, Grady (DT), Knoxville	2003-05
Moll, Tony (T/G), Nevada	2006-08
Bulaga, Bryan (T), Iowa	2010-12, 14-17

## 76

Crimmins, Bernie (G/B), Notre Dame	1945
Miller, Tom (E), Hampden-Sydney	1946
Kovatch, John (E), Notre Dame	1947
*O'Malley, Tom (QB), Cincinnati	1950
Dees, Bob (T), Southwest Missouri State	1952
*Logan, Dick (G), Ohio State	1952
Skoronski, Bob (T), Indiana	1956, 59-68
McCoy, Mike P. (DT), Notre Dame	1970-76
Stokes, Tim (T), Oregon	1978-82
Carreker, Alphonso (DE), Florida State	1984-88
Ariey, Mike (T), San Diego State	1989
Vaene, David (T), Minnesota-Duluth	1992
Galbreath, Harry (G), Tennessee	1993-95
Willig, Matt (T), Southern California	1998
Clifton, Chad (T), Tennessee	2000-11
Daniels, Mike (DE/DT), Iowa	2012-17

## 77

*Gatewood, Lester (C), Baylor	1946
Summerhays, Bob (B), Utah	1949-51
*Hanner, Dave (DT), Arkansas	1952-54
Sandusky, John (T), Villanova	1956
Spencer, Ollie (T), Kansas	1957-58
Kostelnik, Ron (T), Cincinnati	1961-68

*Hayhoe, Bill (T), Southern California	1969-73
Butler, Mike (DE), Kansas	1977-82, 85
Getty, Charlie (T), Penn State	1983
Neill, Bill (NT), Pittsburgh	1984
Feasel, Greg (T), Abilene Christian	1986
McGrew, Sylvester (DE), Tulane	1987
Robison, Tommy (G), Texas A&M	1987
Mandarich, Tony (T), Michigan State	1989-91
Millard, Keith (DE), Washington State	1992
Maas, Bill (NT), Pittsburgh	1993
Michels, John (T), Southern California	1996-97
Brooks, Barrett (T), Kansas State	2000
Wisne, Jerry (T), Notre Dame	2002
Jenkins, Cullen (DT/DE), Central Michigan	2004-10
Pankey, Adam (G/T), West Virginia	2017

## 78

Abersson, Cliff (B), No College	1946
Dahms, Tom (T), San Diego State	1955
Masters, Norm (T), Michigan State	1957-64
Brown, Bob (DT), Arkansas AM&N	1966-73
Wafer, Carl (DT), Tennessee State	1974
Cooke, Bill (DE), Massachusetts	1975
*Johnson, Ezra (DE), Morris Brown	1977-78
Merrill, Casey (DE), California-Davis	1979-83
Hoffman, Gary (T), Santa Clara	1984
Hobbins, Jim (G), Minnesota	1987
Cheek, Louis (T), Texas A&M	1991
Verba, Ross (T/G), Iowa	1997-2000
Sands, Terdell (DT), Tennessee-Chattanooga	2003
Barbre, Allen (G/T), Missouri Southern State	2007-09
Sherrod, Derek (T), Mississippi State	2011, 13-14
Spriggs, Jason (T), Indiana	2016-17

## 79

*Urban, Alex (E), South Carolina	1945
*Adkins, Bob (B), Marshall	1945
Vogds, Evan (G), Wisconsin	1948-49
Moje, Dick (E), Loyola (Calif.)	1951
*Spencer, Joe (T), Oklahoma A&M	1951
*Hanner, Dave (DT), Arkansas	1955-64
DeLisle, Jim (DT), Wisconsin	1971
Schuh, Harry (T), Memphis State	1974
Koncar, Mark (T), Colorado	1976-77, 79-81
Spears, Ron (DE), San Diego State	1983
Humphrey, Donnie (DE), Auburn	1984-86
Browner, Ross (DE/NT), Notre Dame	1987
Estep, Mike (G), Bowling Green	1987
Nelson, Bob (NT), Miami (Fla.)	1988-90
Ilkin, Tunch (T), Indiana State	1993
Stokes, Barry (G/T), Eastern Michigan	2000-01
Spriggs, Marcus (T), Houston	2003
Whitticker, William (G), Michigan State	2005
Pickett, Ryan (DT/NT/DE), Ohio State	2006-13
Walker, Josh (G), Middle Tennessee State	2015

## 80

*Frutig, Ed (E), Michigan	1945
*Rohrig, Herman (B), Nebraska	1946-47
Provo, Fred (B), Washington	1948
*Reid, Floyd (HB), Georgia	1950-51
*Elliott, Carlton (E), Virginia	1952, 54
Deschaine, Dick (P), No College	1955-57
Meilinger, Steve (E), Kentucky	1958, 60
Barnes, Gary (E), Clemson	1962
Long, Bob (WR), Wichita	1964-67
Pope, Buckley (WR), Catawba	1968
Clancy, Jack (WR), Michigan	1970
Smith, Barry (WR), Florida State	1973-75
Zimmerman, Don (WR), Northeast Louisiana	1976
Lofton, James (WR), Stanford	1978-86
Neal, Frankie (WR), Fort Hays State	1987
Didier, Clint (TE), Portland State	1988-89
Harris, Jackie (TE), Northeast Louisiana	1990-93
*Jordan, Charles (WR), Long Beach City	1994-95
Mayes, Derrick (WR), Notre Dame	1996-98
Driver, Donald (WR), Alcorn State	1999-2012
Perillo, Justin (TE), Maine	2014-16
Bennett, Martellus (TE), Texas A&M	2017

## 81

Berrang, Ed (E), Villanova	1952
Keane, Jim (E), Iowa	1952
Rush, Clive (E), Miami (Ohio)	1953
Knutson, Gene (DE), Michigan	1954, 56

O'Donahue, Pat (DE), Wisconsin	1955
Massey, Carlton (DE), Texas	1957-58
Williams, A.D. (E), Pacific	1959-59
Folkins, Lee (DE), Washington	1961
Fleming, Marv (TE), Utah	1963-69
McGeorge, Rich (TE), Elon	1970-78
Lewis, Gary (TE), Texas-Arlington	1981-84
Ross, Dan (TE), Northeastern	1986
*Jay, Craig (TE), Mount Senario	1987
*Morris, Lee (WR), Oklahoma	1987
Kemp, Perry (WR), California (Pa.)	1988-91
*Harris, Corey (WR/CB/KR), Vanderbilt	1992
Collins, Shawn (WR), Northern Arizona	1993
*Morgan, Anthony (WR), Tennessee	1993-95
*Howard, Desmond (WR/KR), Michigan	1996
Davis, Tyrone (TE), Virginia	1997-2002
*Jackson, Chris (WR), Washington State	2003
Thurman, Andrae (WR), Southern Oregon	2004-05
Robinson, Koren (WR), North Carolina State	2006-07
Quarless, Andrew (TE), Penn State	2010-11, 13-15
Allison, Geronimo (WR), Illinois	2016-17

## 82

Bell, Ed (G/T), Indiana	1947-49
Cloud, Jack (FB), William & Mary	1950-51
Temp, Jim (DE), Wisconsin	1957-60
Barrett, Jan (E), Fresno State	1963
*Aldridge, Lionel (DE), Utah State	1964-71
Tinker, Gerald (WR), Kent State	1975
Hartwig, Keith (WR), Arizona	1977
Coffman, Paul (TE), Kansas State	1978-85
Moffitt, Mike (WR), Fresno State	1986
Harden, Derrick (WR), Eastern New Mexico	1987
Paskett, Keith (WR), Western Kentucky	1987
Bolton, Scott (WR), Auburn	1988
Affholter, Erik (WR), Southern California	1991
Beach, Sanjay (WR), Colorado State	1992
*Johnson, Reggie (TE), Florida State	1994
Ingram, Mark (WR), Michigan State	1995
Beebe, Don (WR), Chadron State	1996-97
Manning, Brian (WR), Stanford	1998
*Howard, Desmond (WR/KR), Michigan	1999
*Jordan, Charles (WR), Long Beach City	1999
Lee, Charles (WR), Central Florida	2000-01
Steele, Ben (TE), Mesa State	2004-05
Wallace, Taco (WR), Kansas State	2005
Gardner, Rod (WR), Clemson	2005
Martin, Ruvell (WR), Saginaw Valley State	2006-08
Taylor, Ryan (TE), North Carolina	2011-14
*Rodgers, Richard (TE), California	2015-17

## 83

*Martinkovic, John (DE), Xavier	1952-56
Ford, Len (DE), Michigan	1958
Quinlan, Bill (DE), Michigan State	1959-62
Henry, Urban (DT), Georgia Tech	1963
Brown, Allen (TE), Mississippi	1966-67
*Vandersea, Phil (LB/DE), Massachusetts	1968-69
Williams, Clarence (DE), Prairie View A&M	1970-77
*Thompson, John (TE), Utah State	1979-81
Jefferson, John (WR), Arizona State	1981-84
Scott, Patrick (WR), Grambling State	1987-88
Bland, Carl (WR), Virginia Union	1989-90
Clayton, Mark (WR), Louisville	1993
*Wilner, Jeff (TE), Wesleyan (Conn.)	1994
Thomason, Jeff (TE), Oregon	1995-99
Wetnight, Ryan (TE), Stanford	2000
*Martin, David (TE), Tennessee	2001
Glenn, Terry (WR), Ohio State	2002
Chatman, Antonio (WR/KR), Cincinnati	2003-05
Francies, Chris (WR), Texas-El Paso	2006-07
Crabtree, Tom (TE), Miami (Ohio)	2010-12
Janis, Jeff (WR), Saginaw Valley State	2014-17

## 84

*Wells, Don (E), Georgia	1946
Knafelc, Gary (E), Colorado	1954-62
Dale, Carroll (WR), Virginia Tech	1965-72
Odum, Steve (WR/KR), Utah	1974-79
Nixon, Fred (WR), Oklahoma	1980-81
Taylor, Lenny (WR), Tennessee	1984
Franz, Nolan (WR), Tulane	1986
Smith, Wes (WR), East Texas State	1987
Sharpe, Sterling (WR), South Carolina	1988-94
*Morgan, Anthony (WR), Tennessee	1996
Rison, Andre (WR), Michigan State	1996

*Schroeder, Bill (WR), Wis.-La Crosse	1997-2001
Walker, Javon (WR), Florida State	2002-05
*Humphrey, Tony (TE), Central Michigan	2006, 08
Williams, D.J. (TE), Arkansas	2011-12
Abbrederis, Jared (WR), Wisconsin	2015-16
Kendricks, Lance (TE), Wisconsin	2017

## 85

Deeks, Don (T), Texas	1948
Ethridge, Joe (T), Southern Methodist	1949
*Rhodemyre, Jay (C/LB), Kentucky	1951
*Wimberly, Abner (E), Louisiana State	1952
McGee, Max (E), Tulane	1954, 57-67
Jennings, Jim (E), Missouri	1955
*Romine, Al (HB), Alabama	1955
Barnes, Emery (DE), Oregon	1956
Spilis, John (WR), Northern Illinois	1969-71
*Gordon, Dick (WR), Michigan State	1973
Staroba, Paul (WR), Michigan	1973
Payne, Ken (WR), Langston	1974-77
Boyd, Elmo (WR), Eastern Kentucky	1978
Kimball, Bobby (WR), Oklahoma	1979-80
Epps, Phillip (WR), Texas Christian	1982-88
*Morris, Lee (WR), Oklahoma	1987
Query, Jeff (WR), Millikin	1989-91
Taylor, Kitrick (WR), Washington State	1992
Lewis, Ron (WR), Florida State	1992-94
*Mickens, Terry (WR), Florida A&M	1995-97
Bradford, Corey (WR), Jackson State	1998-2001
Bailey, Karsten (WR), Auburn	2002-03
Walls, Wesley (TE), Mississippi	2003
McHugh, Sean (TE), Penn State	2004
Murphy, Harrende (WR), Texas A&M	2005
Jennings, Greg (WR), Western Michigan	2006-12
Stoneburner, Jake (TE), Ohio State	2013

## 86

Schroll, Charles (G), Louisiana State	1951
Howton, Billy (E), Rice	1952-58
Dowler, Boyd (WR), Colorado	1959-69
Hilton, John (TE), Richmond	1970
Lammons, Pete (TE), Texas	1972
Donohoe, Mike (TE), San Francisco	1973-74
Gaydos, Kent (WR), Florida State	1975
Green, Jessie (WR), Tulsa	1976
*West, Ed (TE), Auburn	1984-94
Summers, Don (TE), Boise State	1987
Freeman, Antonio (WR), Virginia Tech	1995-2001, 03
*Taylor, Chris (WR), Washington State	2002
Moses, J.J. (WR/KR), Iowa State	2002
Lee, Donald (TE), Mississippi State	2005-10
Bostick, Brandon (TE), Newberry	2013-14
Backman, Kennard (TE), Alabama-Birmingham	2015
Byrd, Emanuel (TE), Marshall	2017

## 87

*Mann, Bob (E), Michigan	1952-54
Borden, Nate (DE), Indiana	1955-59
Davis, Willie (DE), Grambling	1960-69
Amsler, Marty (DE), Evansville	1970
Roche, Alden (DE), Southern Univ.	1971-76
*Tullis, Walter (WR), Delaware State	1979
Larson, Bill (TE), Colorado State	1980
*Thompson, John (TE), Utah State	1982
Stanley, Walter (WR), Mesa State	1985-88
Redick, Cornelius (WR), Cal State-Fullerton	1987
Weathers, Clarence (WR), Delaware State	1990-91
Brooks, Robert (WR), South Carolina	1992-98
Collins, Bobby (TE), North Alabama	2001
*Martin, David (TE), Tennessee	2002-06
Krause, Ryan (TE), Nebraska-Omaha	2007
Nelson, Jordy (WR), Kansas State	2008-14, 16-17

## 88

*Collins, Albin (HB), Louisiana State	1951
Hays, George (DE), St. Bonaventure	1953
White, Gene (DB), Georgia	1954
Kramer, Ron (TE), Michigan	1957, 59-64
Anderson, Bill (TE), Tennessee	1965-66
Capp, Dick (TE/LB), Boston College	1967
Jones, Ron (TE), Texas-El Paso	1969
Garrett, Len (TE), New Mexico Highlands	1971-73
Askson, Bert (TE), Texas Southern	1975-77
Cassidy, Ron (WR), Utah State	1979-81, 83-84
Dennard, Preston (WR), New Mexico	1985
McConkey, Phil (WR), Navy	1986



Bell, Albert (WR), Alabama	1988
Matthews, Aubrey (WR), Delta State	1988-89
Wilson, Charles (WR), Memphis State	1990-91
Ingram, Darryl (TE), California	1992-93
*Mickens, Terry (WR), Florida A&M	1994
Jackson, Keith (TE), Oklahoma	1995-96
*Johnson, Reggie (TE), Florida State	1997
Preston, Roell (WR/KR), Mississippi	1997-98
Arnold, Jahine (WR), Fresno State	1999
*Hall, Lamont (TE), Clemson	1999
Franks, Bubba (TE), Miami (Fla.)	2000-07
Finley, Jermichael (TE), Texas	2008-13
Montgomery, Ty (WR/RB), Stanford	2015-17

## 89

Robinson, Dave (LB), Penn State	1963-72
Wade, Charlie (WR), Tennessee State	1975
Smith, Ollie (WR), Tennessee State	1976-77
Taylor, Willie (WR), Pittsburgh	1978
*Thompson, Aundra (WR), East Texas State	1979-81
Childs, Henry (TE), Kansas State	1984
Lewis, Mark (TE), Texas A&M	1985-87
Fitzgerald, Kevin (TE), Wisconsin-Eau Claire	1987
Hackett, Joey (TE), Elon	1987-88
Spagnola, John (TE), Yale	1989
Harris, William (TE), Bishop	1990
Chmura, Mark (TE), Boston College	1993-99
Ferguson, Robert (WR), Texas A&M	2001-06
Jones, James (WR), San Jose State	2007-13, 15
*Rogers, Richard (TE), California	2014
Cook, Jared (TE), South Carolina	2016
Clark, Michael (WR), Marshall	2017

## 90

Manley, Leon (G), Oklahoma	1950-51
*Johnson, Ezra (DE), Morris Brown	1979-87
Hill, Nate (DE), Auburn	1988
Bennett, Tony (LB), Mississippi	1990-93
McMichael, Steve (DT), Texas	1994
Holland, Darius (DT/DE), Colorado	1995-97
Holliday, Vonnice (DE), North Carolina	1998-2002
Nwokorie, Chukie (DE), Purdue	2003
Cole, Colin (DT), Iowa	2004-08
Raji, B.J. (NT/DT), Boston College	2009-13, 15
Adams, Montravious (DT), Auburn	2017

## 91

Skaugstad, Daryle (NT), California	1983
Noble, Brian (LB), Arizona State	1985-93
Clavelle, Shannon (DE), Colorado	1995-97
Brown, Jonathan (DE), Tennessee	1998
Thierry, John (DE), Alcorn State	2000-01
Johnson, Joe (DE), Louisville	2002-03
Truluck, R-Kal (DE), SUNY Cortland	2004
Harrell, Justin (DT/DE), Tennessee	2007-08, 10
Miller, Jordan (DT), Southern	2012
Elliott, Jayrone (LB), Toledo	2014-16
Dial, Quinton (DT), Alabama	2017

## 92

Dimler, Rich (DT), Southern California	1980
Koart, Matt (DE), Southern California	1986
Thomas, Ben (DE), Auburn	1986
*Collier, Steve (T), Bethune-Cookman	1987
*Jurkovic, John (NT), Eastern Illinois	1991-92
White, Reggie (DE), Tennessee	1993-98

**RETIRED FOR WHITE, 2005**

## 93

*Moselle, Dom (B), Superior State	1951
Brown, Robert (LB/DE), Virginia Tech	1982-92
Wallace, Calvin (DE), West Virginia Tech	1987
*Brown, Gilbert (DT), Kansas	1994-99, 2001-03
*Jolly, Johnny (DT/DE), Texas A&M	2006
Bolston, Conrad (DT), Maryland	2007
Pettway, Kenny (DE), Grambling State	2008
Toribio, Anthony (NT), Carson-Newman	2009
Walden, Erik (LB), Middle Tennessee State	2010-12
Boyd, Josh (DE/DT), Mississippi State	2013-15
Gilbert, Reggie (LB), Arizona	2017

## 94

Martin, Charles (DE), Livingston	1984-87
Mataele, Stan (NT), Arizona	1987

*Brock, Matt (DE/DT), Oregon	1994
Kuberski, Bob (DT), Navy	1995-98
Barker, Roy (DE), North Carolina	1999
Gbaja-Biamila, Kabere (DE), San Diego State	2000-08
Wynn, Jarius (DE), Georgia	2009-11
Merling, Phillip (DE), Clemson	2012
Lowry, Dean (DE), Northwestern	2016-17

## 95

Degrate, Tony (DE), Texas	1985
Sullivan, Carl (DE), San Jose State	1987
Paup, Bryce (LB), Northern Iowa	1990-94
*McKenzie, Keith (DE/LB), Ball State	1996-99
*Warren, Steve (DT), Nebraska	2000
Walker, Rod (DT), Troy State	2001-03
Muir, Daniel (DT), Kent State	2007
Green, Howard (DE/NT), Louisiana State	2010-11
Jones, Datone (DE/LB), UCLA	2013-16
Jean Francois, Ricky (DT), Louisiana State	2017

## 96

Leiker, Tony (DE), Stanford	1987
Patterson, Shawn (DE), Arizona State	1988-91, 93
Jones, Sean (DE), Northeastern	1994-96
Williams, Gerald (DE), Auburn	1997
Booker, Vaughn (DE/DT), Cincinnati	1998-99
Bovens, David (DE), Western Illinois	2000
*Warren, Steve (DT), Nebraska	2002
Smith, Larry (DT/DE), Florida State	2003-04
*Montgomery, Michael (DE), Texas A&M	2005-09
Neal, Mike (DE/LB), Purdue	2010-15
Price, Brian (DT), Texas San Antonio	2016

## 97

Harris, Tim (LB), Memphis State	1986-90
Miller, John (LB), Mississippi State	1987
Noonan, Danny (NT), Nebraska	1992
Merriweather, Mike (LB), Pacific	1993
Traylor, Keith (LB), Central Oklahoma	1993
LaBounty, Matt (DE), Oregon	1995
Frase, Paul (DE), Syracuse	1997
Hunt, Cletidus (DT/DE), Kentucky State	1999-2004
Allen, Kenderick (DT), Louisiana State	2006
*Jolly, Johnny (DT/DE), Texas A&M	2007-09, 13
So'oto, Vic (LB), Brigham Young	2011-12
Robinson, Luther (DT), Miami	2014
Clark, Kenny (DT), UCLA	2016-17

## 98

DeLuca, Tony (NT), Rhode Island	1984
*Auer, Todd (LB), Western Illinois	1987
Moore, Brent (DE), Southern California	1987
Tuaolo, Esera (NT/DE), Oregon State	1991-92
Oglesby, Alfred (NT), Houston	1992
Grant, David (DE), West Virginia	1993
Wilkins, Gabe (DE/DT), Gardner-Webb	1994-97
Lyon, Billy (DT/DE), Marshall	1998-2002
Peterson, Kenny (DT/DE), Ohio State	2003-05
Malone, Alfred (DT), Troy	2008
Wilson, C.J. (DE), East Carolina	2010-13
Guion, Letroy (DT), Florida State	2014-16
Odom, Chris (LB), Arkansas State	2017

## 99

Johnson, Charles (DT), Maryland	1979-80, 83
Dorsey, John (LB), Connecticut	1984-88
Davey, Don (DE/DT), Wisconsin	1991-94
Smith, Jermaine (DT), Georgia	1997, 99
Robbins, Austin (DT), North Carolina	2000
Reynolds, Jamal (DE), Florida State	2001-03
Williams, Corey (DT/DE), Arkansas State	2004-07
Thompson, Jeremy (DE/LB), Wake Forest	2008-09
*Montgomery, Michael (DE), Texas A&M	2010
Worthy, Jerel (DE), Michigan State	2012-13
Gaston, Bruce (DT), Purdue	2015
Ringo, Christian (DT), Louisiana-Lafayette	2016

NOTE: There is no known documentation for numbers worn by G **Adolph Bieberstein** (1926), B **Eddie Kotai** (1925) or B **Jim Crowley** (1925). Players who ended their careers before 1925, when numbers first appeared in game programs, are not listed.

\* — wore multiple numbers for Packers

**Bold—Played for Packers in first eligible season**

**1936**

Feb. 8, 1936	<i>Drafted 7th</i>
1 <b>RUSS LETLOW, G, San Francisco</b> . . . . .	<b>7</b>
2 J.W. WHEELER, T, Oklahoma . . . . .	16
3 <b>BERNIE SCHERER, E, Nebraska</b> . . . . .	<b>25</b>
4 THERON WARD, B, Idaho . . . . .	34
5 <b>DARRELL LESTER, C, Texas Christian</b> . . . . .	<b>43</b>
6 BOB REYNOLDS, T, Stanford . . . . .	52
7 WALLY FROMHART, B, Notre Dame . . . . .	61
8 <b>WALLY CRUICE, B, Northwestern</b> . . . . .	<b>70</b>
9 J.C. WETSEL, G, Southern Methodist . . . . .	79



Russ Letlow  
Univ. of San Francisco, 1936



Ed Jankowski, Wisconsin, 1937

**1937**

Dec. 12, 1936	<i>Drafted 9th</i>
1 <b>ED JANKOWSKI, B, Wisconsin</b> . . . . .	<b>9</b>
2 <b>AVERELL DANIELL, T, Pittsburgh</b> . . . . .	<b>19</b>
3 CHARLES (BUD) WILKINSON, T, Minnesota . . . . .	29
4 <b>EARL SVENDSEN, C, Minnesota</b> . . . . .	<b>39</b>
5 DEWITT GIBSON, T, Northwestern . . . . .	49
6 MERLE WENDT, E, Ohio State . . . . .	59
7 MARV BALDWIN, T, Texas Christian . . . . .	69
8 LES CHAPMAN, T, Tulsa . . . . .	79
9 GORDON DAHLGREN, G, Michigan State . . . . .	89
10 DAVE GAVIN, T, Holy Cross . . . . .	99

**1938**

Dec. 11, 1937	<i>Drafted 7th</i>
1 <b>CECIL ISBELL, B, Purdue</b> . . . . .	<b>7</b>
2 MARTY SCHREYER, T, Purdue . . . . .	22
3 CHUCK SWEENEY, E, Notre Dame . . . . .	37
4 <b>ANDY URAM, B, Minnesota</b> . . . . .	<b>47</b>
7 JOHN KOVATCH, E, Northwestern . . . . .	57
8 <b>PHIL RAGAZZO, T, Case Western Reserve</b> . . . . .	<b>67</b>
9 <b>JOHN HOWELL, B, Nebraska</b> . . . . .	<b>77</b>
10 FRANK BARNHART, G, Northern Colorado . . . . .	87
11 <b>PETE TINSLEY, G, Georgia</b> . . . . .	<b>97</b>
12 <b>TONY FALKENSTEIN, B, St. Mary's (Calif.)</b> . . . . .	<b>107</b>

**1939**

Dec. 9, 1938	<i>Drafted 9th</i>
1 <b>LARRY BUHLER, B, Minnesota</b> . . . . .	<b>9</b>
3 <b>CHARLEY BROCK, C, Nebraska</b> . . . . .	<b>24</b>
5 LYNN HOVLAND, G, Wisconsin . . . . .	39
6 <b>LARRY CRAIG, E, South Carolina</b> . . . . .	<b>49</b>
7 <b>FRANCIS TWEDELL, T, Minnesota</b> . . . . .	<b>59</b>
8 PAUL KELL, T, Notre Dame . . . . .	69
9 JOHN HALL, B, Texas Christian . . . . .	79
10 VINCE GAVRE, B, Wisconsin . . . . .	89
11 CHARLEY SPRAGUE, E, Southern Methodist . . . . .	99
12 (to Brooklyn Dodgers) . . . . .	109
13 DAN ELMER, C, Minnesota . . . . .	119
14 BILL BADGETT, T, Georgia . . . . .	129
15 <b>TOM GREENFIELD, C, Arizona</b> . . . . .	<b>139</b>
16 ROY BELLIN, B, Wisconsin . . . . .	149
17 JOHN YERBY, E, Oregon . . . . .	159
18 <b>FRANK BALASZ, B, Iowa</b> . . . . .	<b>169</b>
19 <b>JACK BRENNAN, G, Michigan</b> . . . . .	<b>179</b>
20 <b>CHARLES SCHULTZ, T, Minnesota</b> . . . . .	<b>189</b>
21 WILLARD HOFER, B, Notre Dame . . . . .	194
22 BILL GUNTHER, B, Santa Clara . . . . .	199

**1940**

Dec. 9, 1939	<i>Drafted 9th</i>
1 <b>HAL VAN EVERY, B, Minnesota</b> . . . . .	<b>9</b>
3 <b>LOU BROCK, B, Purdue</b> . . . . .	<b>24</b>
5 ESCO SARKKINEN, E, Ohio State . . . . .	39

6 DICK CASSIANO, B, Pittsburgh . . . . .	49
7 MILLARD WHITE, T, Tulane . . . . .	59
8 <b>GEORGE SEAMAN, E, Nebraska</b> . . . . .	<b>69</b>
9 J.R. MANLEY, G, Oklahoma . . . . .	79
10 JACK BROWN, B, Purdue . . . . .	89
11 DON GURITZ, G, Northwestern . . . . .	99
12 PHIL GASPAR, T, Southern California . . . . .	109
13 AMBROSE SCHINDLER, B, Southern California . . . . .	119
14 BILL KERR, E, Notre Dame . . . . .	129
15 MEL BREWER, G, Illinois . . . . .	139
16 RAY ANDRUS, B, Vanderbilt . . . . .	149
17 ARCHIE KODROS, C, Michigan . . . . .	159
18 JIM GILLETTE, B, Virginia . . . . .	169
19 AL MATUZA, C, Georgetown . . . . .	179
20 JIM REEDER, T, Illinois . . . . .	189
21 VINCE EICHLER, B, Cornell . . . . .	194
22 HENRY LUEBCKE, T, Iowa . . . . .	199

**1941**

Dec. 10, 1940	<i>Drafted alternately 6th-7th</i>
1 <b>GEORGE PASKVAN, B, Wisconsin</b> . . . . .	<b>7</b>
(did not draft)	
3 BOB PAFFRATH, B, Minnesota . . . . .	21
(did not draft)	
5 <b>ED FRUTIG, E, Michigan</b> . . . . .	<b>37</b>
6 <b>HERMAN ROHRIG, B, Nebraska</b> . . . . .	<b>46</b>
7 BILL TELESMANIC, E, San Francisco . . . . .	57
8 <b>BILL KUUSISTO, G, Minnesota</b> . . . . .	<b>66</b>
9 <b>TONY CANADEO, B, Gonzaga</b> . . . . .	<b>77</b>
10 MIKE BYELENE, B, Purdue . . . . .	86
11 PAUL HIEMENZ, C, Northwestern . . . . .	97
12 MIKE ENICH, T, Iowa . . . . .	106
13 ED HEFFERNAN, B, St. Mary's (Calif.) . . . . .	117
14 <b>DEL LYMAN, T, UCLA</b> . . . . .	<b>126</b>
15 JOHNNY FRIEBERGER, E, Arkansas . . . . .	137
16 <b>ERNE PANNELL, T, Texas A&amp;M</b> . . . . .	<b>146</b>
17 BOB SAGGAU, B, Notre Dame . . . . .	157
18 HELGE PUKEMA, G, Minnesota . . . . .	166
19 BOB HAYES, E, Toledo . . . . .	177
20 JIM STRAUSBAUGH, B, Ohio State . . . . .	186
21 JOE BAILEY, C, Kentucky . . . . .	192
22 BRUNO MALINOWSKI, B, Holy Cross . . . . .	196

**1942**

Dec. 22, 1941	<i>Drafted 9th</i>
1 <b>URBAN ODSON, T, Minnesota</b> . . . . .	<b>9</b>
3 <b>RAY FRANKOWSKI, G, Washington</b> . . . . .	<b>24</b>
5 BILL GREEN, B, Iowa . . . . .	39
6 JOE KRIVONAK, G, South Carolina . . . . .	49
7 PRESTON JOHNSTON, B, Southern Methodist . . . . .	59
8 JOE ROGERS, E, Michigan . . . . .	69
9 NOAH LANGDALE, T, Alabama . . . . .	79
10 GENE FLICK, C, Minnesota . . . . .	89
11 TOM FARRIS, B, Wisconsin . . . . .	99
12 JIMMY RICHARDSON, B, Marquette . . . . .	109
13 <b>BRUCE SMITH, B, Minnesota</b> . . . . .	<b>119</b>
14 BILL APPLIGATE, G, South Carolina . . . . .	129
15 TOM TRIMBLE, T, Indiana . . . . .	139
16 TOM KINKADE, B, Ohio State . . . . .	149
17 FRED PRESTON, E, Nebraska . . . . .	159
18 <b>BOB INGALLS, C, Michigan</b> . . . . .	<b>169</b>
19 GEORGE BENSON, B, Northwestern . . . . .	179
20 HORACE (DEACON) YOUNG, B, Southern Methodist . . . . .	189
21 HENRY WORONICZ, E, Boston College . . . . .	194
22 WOODY ADAMS, T, Texas Christian . . . . .	199

**1943**

April 8, 1943	<i>Drafted 8th</i>
1 <b>DICK WILDUNG, T, Minnesota</b> . . . . .	<b>8</b>
3 <b>IRV COMP, B, St. Benedict's</b> . . . . .	<b>23</b>
5 <b>ROY MCKAY, B, Texas</b> . . . . .	<b>38</b>
6 NICK SUSOEFF, E, Washington State . . . . .	48
7 <b>KEN SMELLING, B, UCLA</b> . . . . .	<b>58</b>
8 <b>LESTER GATEWOOD, C, Baylor</b> . . . . .	<b>68</b>
9 NORM VERRY, T, Southern California . . . . .	78
10 <b>SOLON BARNETT, G, Baylor</b> . . . . .	<b>88</b>
11 <b>BOB FORTE, B, Arkansas</b> . . . . .	<b>98</b>
12 VAN DAVIS, E, Georgia . . . . .	108
13 TOM BROCK, C, Notre Dame . . . . .	118
14 RALPH TATE, B, Oklahoma State . . . . .	128
15 DON CARLSON, T, Denver . . . . .	138
16 MIKE WELCH, B, Minnesota . . . . .	148
17 RON THOMAS, G, Southern California . . . . .	158
18 JIM POWERS, T, St. Mary's (Calif.) . . . . .	168

ALL-TIME PACKERS DRAFTS

Community

Admin & Coaches

Veterans

Free Agents

2017 Review

All-Time Drafts

Lambeau Field

Misc.

19	<b>HAROLD PRESCOTT, E, Hardin-Simmons</b> . . .	178
20	EDDIE FORREST, C, Santa Clara . . .	188
21	LLOYD WASSERBACH, T, Wisconsin . . .	198
22	MARK HOSKINS, B, Wisconsin . . .	208
23	<b>EARL BENNETT, G, Hardin-Simmons</b> . . .	218
24	GEORGE ZELICK, E, Oregon State . . .	228
25	GENE BIERHAUS, E, Minnesota . . .	238
26	GEORGE MAKRIS, G, Wisconsin . . .	248
27	PETE SUSICK, B, Washington . . .	258
28	BUD HASSE, E, Northwestern . . .	268
29	DICK THORNALLY, T, Wisconsin . . .	278
30	BOB RAY, B, Wisconsin . . .	288
31	BRUNEL CHRISTENSEN, T, California . . .	293
32	KEN ROSKIE, B, Southern California . . .	298

1944

April 19, 1944		<i>Drafted 6th</i>
1	<b>MERV PREGULMAN, G, Michigan</b> . . .	7
2	TOM KUZMA, B, Michigan . . .	22
3	BILL McPARTLAND, T, St. Mary's (Calif.) . . .	38
6	MICKEY McCARDLE, B, Southern California . . .	49
7	JACK TRACY, E, Washington . . .	60
8	ALEX AGASE, G, Illinois . . .	71
9	DON WHITMIRE, T, Alabama . . .	82
10	BOB KOCH, B, Oregon . . .	93
11	VIRGIL JOHNSON, E, Arkansas . . .	104
12	ROY GIUSTI, B, St. Mary's (Calif.) . . .	115
13	BILL BAUGHMAN, C, Alabama . . .	126
14	DON GRIFFIN, B, Illinois . . .	137
15	BERT GISSLER, E, Nebraska . . .	148
16	LOU SHELTON, B, Oregon State . . .	159
17	CHARLEY CUSICK, G, Colgate . . .	170
18	HUGH COX, B, North Carolina . . .	181
19	KERMIT DAVIS, E, Mississippi State . . .	192
20	BOB JOHNSON, C, Purdue . . .	203
21	JIM COX, T, Stanford . . .	214
22	CLIFF ANDERSON, E, Minnesota . . .	225
23	JOHN PERRY, B, Duke . . .	236
24	PETE DeMARIA, G, Purdue . . .	247
25	LEN LISS, T, Marquette . . .	258
26	RAY JORDAN, B, North Carolina . . .	269
27	AL GRUBAUGH, T, Nebraska . . .	280
28	A.B. HOWARD, E, Mississippi State . . .	291
29	PAUL PALDINO, G, Arkansas . . .	302
30	BOB BUTCHOFSKY, B, Texas A&M . . .	313
31	RUSS DEAL, G, Indiana . . .	319
32	ABEL GONZALEZ, B, Southern Methodist . . .	325

1945

April 6, 1945		<i>Drafted 11th</i>
1	<b>WALT SCHLIMMAN, B, Texas Tech</b> . . .	11
3	<b>CLYDE GOODNIGHT, E, Tulsa</b> . . .	27
5	JOE GRAHAM, E, Florida . . .	43
6	<b>DON WELLS, T, Georgia</b> . . .	54
7	CASEY STEPHENSON, B, Tennessee . . .	65
8	TOBY COLLINS, T, Tulsa . . .	76
9	LAMAR DINGLER, E, Arkansas . . .	87
10	HAL HELSCHER, B, Louisiana State . . .	98
11	RALPH HAMMOND, C, Pittsburgh . . .	109
12	ED PODGORSKI, T, Lafayette . . .	120
13	BILL HACKETT, G, Ohio State . . .	131
14	MARV LINDSEY, B, Arkansas . . .	142
15	BOB McClURE, T, Nevada . . .	153
16	HARRY PIEPER, C, California . . .	164
17	BOB KULA, B, Minnesota . . .	175
18	FRANK HAZARD, G, Nebraska . . .	186
19	ED JEFFERS, T, Oklahoma State . . .	197
20	BILL PRENTICE, B, Santa Clara . . .	208
21	WARREN FULLER, E, Fordham . . .	219
22	FRED NEILSEN, T, St. Mary's (Calif.) . . .	230
23	BOB GILMORE, B, Washington . . .	241
24	<b>LLOYD BAXTER, C, Southern Methodist</b> . . .	252
25	<b>NOLAN LUHN, E, Tulsa</b> . . .	263
26	NESTOR BLANCO, G, Colorado Mines . . .	274
27	BILL CHESTNUT, B, Kansas . . .	285
28	JIM THOMPSON, B, Washington State . . .	296
29	JIM EVANS, E, Idaho . . .	307
30	HAMILTON NICHOLS, G, Rice . . .	318
31	PAUL PRIDAY, B, Ohio State . . .	324
32	BILLY JOE ALDRIDGE, B, Oklahoma State . . .	330

Jan. 14, 1946		<i>Drafted 6th</i>
1	JOHNNY STRZYKALSKI, B, Marquette . . .	6
3	<b>BOB NUSSBAUMER, B, Michigan</b> . . .	21
5	<b>ED CODY, B, Purdue</b> . . .	36
6	JOHN FERRARO, T, Southern California . . .	46
7	ART RENNER, E, Michigan . . .	56
8	BERT COLE, T, Oklahoma State . . .	66
9	GRANT DARNELL, G, Texas A&M . . .	76
10	JOE McAFEE, B, Holy Cross . . .	86
11	STEVE CONROY, B, Holy Cross . . .	96
12	BILLY HILDBRAND, E, Mississippi State . . .	106
13	TOM HAND, C, Iowa . . .	116
14	GEORGE HILLS, G, Georgia Tech . . .	126
15	JIM HOUGH, B, Clemson . . .	136
16	DEAN GAINES, T, Georgia Tech . . .	146
17	J.P. MILLER, G, Georgia . . .	156
18	BOYD MORSE, E, Arizona . . .	166
19	JOE BRADFORD, C, Southern California . . .	176
20	BILL DeROSA, B, Boston College . . .	186
21	RALPH GRANT, B, Bucknell . . .	196
22	HOWARD BROWN, G, Indiana . . .	206
23	ANDY KOSMAC, C, Louisiana State . . .	216
24	MAURICE STACY, B, Washington . . .	226
25	CHICK DAVIDSON, T, Cornell . . .	236
26	JOHN NORTON, B, Washington . . .	246
27	ED HOLTSSINGER, B, Georgia Tech . . .	256
28	JOE CAMPBELL, E, Holy Cross . . .	266
29	FRANCIS SAUNDERS, T, Clemson . . .	276
30	<b>AL SPARLIS, G, UCLA</b> . . .	286
31	RALPH CLYMER, G, Purdue . . .	291
32	JOERVIN HENDERSON, C, Missouri . . .	296

1947

Dec. 16, 1946		<i>Drafted alternately 5th-7th-6th</i>
1	ERNIE CASE, B, UCLA . . .	6
3	BURR BALDWIN, E, UCLA . . .	20
5	<b>PAUL (BUDDY) BURRIS, G, Oklahoma</b> . . .	31
6	<b>GENE WILSON, E, Southern Methodist</b> . . .	40
7	DICK CONNERS, B, Northwestern . . .	52
8	MONTE MONCRIEF, T, Texas A&M . . .	62
9	BOB McDOUGAL, B, Miami (Fla.) . . .	72
10	BOB KELLY, B, Notre Dame . . .	81
11	TOM MOULTON, C, Oklahoma State . . .	92
12	GEORGE HILLS, G, Georgia Tech . . .	100
13	<b>BOB SKOGLUND, E, Notre Dame</b> . . .	111
14	JACK MITCHELL, B, Oklahoma . . .	122
15	DENVER CRAWFORD, T, Tennessee . . .	130
16	JIM CALLANAN, E, Southern California . . .	141
17	TED SCALISSI, B, Ripon . . .	151
18	JIM GOODMAN, T, Indiana . . .	160
19	DICK MILLER, G, Lawrence . . .	172
20	BRAD EKLUIND, C, Oregon . . .	181
21	BOB WEST, B, Colorado . . .	190
22	MAURICE (TEX) REILLY, B, Colorado . . .	202
23	RON SOCKOLOV, T, California . . .	211
24	HERB ST. JOHN, G, Georgia . . .	220
25	FRED REDEKER, B, Cincinnati . . .	232
26	HERM LUBKER, E, Arkansas . . .	241
27	BOB PALLADINO, B, Notre Dame . . .	250
28	BAXTER JARRELL, T, North Carolina . . .	262
29	RAY SELLERS, E, Georgia . . .	271
30	JERRY CARLE, B, Northwestern . . .	280
31	BILL HOGAN, B, Kansas . . .	290
32	<b>RALPH OLSEN, E, Utah</b> . . .	297

1948

Dec. 19, 1947		<i>Drafted 6th</i>
1	<b>EARL (JUG) GIRARD, B, Wisconsin</b> . . .	7
3	<b>ED SMITH, B, Texas Mines</b> . . .	19
5a	DON RICHARD, T, Arkansas . . .	27
(from Detroit Lions)		
5b	WEYMAN SELLERS, E, Georgia . . .	31
6	<b>LARRY OLSONOSKI, G, Minnesota</b> . . .	41
7	<b>JAY RHODEMYRE, C, Kentucky</b> . . .	51
8	BOB CUNZ, T, Illinois . . .	61
9	(to New York Giants) . . .	71
10	GEORGE WALMSLEY, B, Rice . . .	81
11	BOB HODGES, T, Bradley . . .	91
12	BOB RENNEBOHM, E, Wisconsin . . .	101
13	<b>PERRY MOSS, B, Illinois</b> . . .	111
14	<b>FRED PROVO, B, Washington</b> . . .	121
15	LOU AGASE, T, Illinois . . .	131

ALL-TIME PACKERS DRAFTS

Community

Admin. & Coaches

Veterans

Draft & Free Agents

2017 Review

All-Time Drafts

Lambeau Field

Misc.

16	TRAVIS RAVEN, B, Texas	141
17	(to Washington Redskins)	151
18	KEN BALGE, E, Michigan State	161
19	CHARLEY TATOM, T, Texas	171
20	FLOYD THOMAS, C, Arkansas	181
21	HERB ST. JOHN, G, Georgia	191
22	DON ANDERSON, B, Rice	201
23	FRED KLING, B, Missouri	211
24	CLYDE BIGGERS, T, Catawba	221
<b>25</b>	<b>STAN HEATH, B, Nevada</b>	<b>231</b>
26	AUBREY ALLEN, T, Colorado	241
27	STAN GORSKI, E, Northwestern	251
28	DON SHARP, C, Tulsa	261
29	JOHN PANELLI, B, Notre Dame	271
<b>30</b>	<b>CLARENCE McGEARY, T, North Dakota State</b>	<b>281</b>
31	MIKE MILLS, E, Brigham Young	289
<b>32</b>	<b>RALPH EARHART, B, Texas Tech</b>	<b>296</b>

1949

Dec. 21, 1948 *Drafted 4th (Rounds 1-3);*

*Drafted alternately 3rd-2nd (4-25)*

<b>1</b>	<b>STAN HEATH, B, Nevada</b>	<b>5</b>
2	DAN DWORSKY, C, Michigan	15
<b>3</b>	<b>LOUIS FERRY, T, Villanova</b>	<b>25</b>
<b>4</b>	<b>BOB SUMMERHAYS, B, Utah</b>	<b>34</b>
5	GLENN LEWIS, B, Texas Tech	43
6	JOE ETHERIDGE, T, Southern Methodist	54
7	(to Los Angeles Rams)	63
<b>8</b>	<b>DAN ORLICH, E, Nevada</b>	<b>74</b>
9	EVERETTE FAUNCE, B, Minnesota	83
10	(to Los Angeles Rams through Detroit Lions)	94
11	HARRY LARCHE, T, Arkansas State	103
<b>12</b>	<b>REBEL STEINER, E, Alabama</b>	<b>114</b>
13	AL MASTRANGELI, C, Illinois	123
14	BOBBY WILLIAMS, C, Texas Tech	134
15	KEN COOPER, G, Vanderbilt	143
16	GENE REMENAR, T, West Virginia	154
17	PAUL DEVINE, B, Heidelberg	163
18	FLOYD LEWIS, G, Southern Methodist	174
19	BOBBY FOLSOM, E, Southern Methodist	183
20	LARRY COONEY, B, Penn State	194
<b>21</b>	<b>KENNETH KRANZ, B, Milwaukee Teachers</b>	<b>203</b>
22	JOHN KORDICH, B, Southern California	214
23	BILL KELLEY, E, Texas Tech	223
24	JIMMY FORD, B, Tulsa	234
25	FRANK LAMBRIGHT, G, Arkansas	243

1950

Jan. 21-22, 1950 *Drafted 3rd*

<b>1</b>	<b>CLAYTON TONNEMAKER, C, Minnesota</b>	<b>4</b>
<b>2</b>	<b>TOBIN ROTE, QB, Rice</b>	<b>17</b>
3	GORDY SOLTAU, E, Minnesota	30
<b>4</b>	<b>LARRY COUTRE, RB, Notre Dame</b>	<b>43</b>
5	(to Pittsburgh Steelers)	56
<b>6</b>	<b>JACK CLOUD, B, William &amp; Mary</b>	<b>69</b>
<b>7</b>	<b>LEON MANLEY, T, Oklahoma</b>	<b>82</b>
8	HARRY SZULBORSKI, B, Purdue	95
9	ROGER WILSON, E, South Carolina	108
10	BOB MEALEY, T, Minnesota	121
11	GENE LORENDO, E, Georgia	134
12	ANDY PAVICH, E, Denver	147
13	CARLTON ELLIOTT, E, Virginia	160
14	FRED LEON, T, Nevada	173
15	GENE HUEBNER, C, Baylor	186
16	FRANK KUZMA, B, Minnesota	199
17	HAL OTTERBACK, G, Wisconsin	212
18	ARNOLD GALIFFA, QB, Army	225
19	EARL ROWAN, T, Hardin-Simmons	238
20	JIM HOWE, B, Kentucky	251
21	GENE EVANS, B, Wisconsin	264
22	CHUCK BEATTY, C, Penn State	277
23	GEORGE MATTEY, G, Ohio State	290
24	DON DELPH, B, Dayton	303
25	FRANK WATERS, B, Michigan State	316
26	CLAUDE RADTKE, E, Lawrence	329
27	BILL OSBORNE, B, Nevada	342
28	HERM HERING, B, Rutgers	355
29	BEN ZARANKA, E, Kentucky	368
30	RAY MALLOUF, B, Southern Methodist	381

(chosen off of New York Bulldogs roster)

1951

Jan. 18-19, 1951 *Drafted alternately 3rd-2nd-1st*

<b>1</b>	<b>BOB GAIN, T, Kentucky</b>	<b>5</b>
<b>2</b>	<b>ALBIN COLLINS, HB, Louisiana State</b>	<b>16</b>
<b>3</b>	<b>FRED CONE, FB, Clemson</b>	<b>27</b>
4	(to Cleveland Browns)	41
5	WADE STINSON, HB, Kansas	52
6	SIDMUND HOLOWENKO, T, John Carroll	63
7	BILL SUTHERLAND, E, St. Vincent	77
8	(to Cleveland Browns)	88
9	DICK McWILLIAMS, T, Michigan	99
10	BOB NOPPINGER, E, Georgetown	114
11	GEORGE ROOKS, FB, Morgan State	125
12	CARL KREAGER, C, Michigan	136
13	ED STEPHENS, HB, Missouri	150
14	RAY BAUER, E, Montana	161
15	JOE ERNST, QB, Tulane	172
<b>16</b>	<b>DICK AFFLIS, T, Nevada</b>	<b>186</b>
<b>17</b>	<b>RAY PELFREY, B, Eastern Kentucky</b>	<b>197</b>
18	ED PETELA, FB, Boston College	208
19	JIM LIBER, HB, Xavier	222
20	DICK JOHNSON, T, Virginia	233
21	ART EDLING, E, Minnesota	244
22	ART FELKER, E, Marquette	258
23	TUBBA CHAMBERLAIN, T, Wisconsin-Eau Claire	269
24	DICK CHRISTIE, FB, Nebraska-Omaha	280
25	CHARLES MONTE, HB, Hillsdale	294
26	BILL MILLER, T, Ohio State	305
27	BOB BOSSONS, C, Georgia Tech	316
28	BILL AYRE, HB, Abilene Christian	330
29	RALPH FIELER, E, Miami (Fla.)	341
30	ED WITHERS, HB, Wisconsin	352

1952

Jan. 17, 1952 *Drafted alternately 3rd-2nd*

<b>1</b>	<b>BABE PARILLI, QB, Kentucky</b>	<b>4</b>
<b>2</b>	<b>BILLY HOWTON, E, Rice</b>	<b>15</b>
<b>3</b>	<b>BOBBY DILLON, DB, Texas</b>	<b>28</b>
4	(to Cleveland Browns)	39
<b>5</b>	<b>DAVE HANNER, DT, Arkansas</b>	<b>52</b>
<b>6</b>	<b>TOM JOHNSON, T, Michigan</b>	<b>63</b>
<b>7</b>	<b>BILL REICHARDT, FB, Iowa</b>	<b>76</b>
8	MEL BECKET, C, Indiana	87
<b>9</b>	<b>DERAL TETEAK, G, Wisconsin</b>	<b>100</b>
10a	ART KLEINSCHMIDT, G, Tulane	111
10b	BUD ROFFLER, HB, Washington State	116

(from Chicago Bears)

11	BILLY BURKHALTER, HB, Rice	124
12	BILL WILSON, T, Texas	135
13	BILLY HAIR, HB, Clemson	148
14	JACK MORGAN, T, Michigan State	159
<b>15</b>	<b>BOBBY JACK FLOYD, FB, Texas Christian</b>	<b>172</b>
16	JOHNNY COATTA, QB, Wisconsin	183
17	DON PETERSON, HB, Michigan	196
18	HOWARD TISDALE, T, Stephen F. Austin	207
19	JOHN PONT, HB, Miami (Ohio)	220
<b>20</b>	<b>CHARLES BOERIO, C, Illinois</b>	<b>231</b>
21	HERB ZIMMERMAN, G, Texas Christian	244
22	KARL KLUCKHOHN, E, Colgate	255
23	FRANK KAPRAL, G, Michigan State	268
24	JOHN SCHEUTZNER, E, South Carolina	279
25	CHARLES LaPRADD, T, Florida	292
26	CHARLES STOKES, T, Tennessee	303
27	I.D. RUSSELL, B, Southern Methodist	316
28	BILL BARRETT, HB, Notre Dame	327
29	BILL STRATTON, B, Lewis	340
30	JACK FULKERSON, T, Southern Mississippi	351

1953

Jan. 22, 1953 *Drafted 6th*

<b>1</b>	<b>AL CARMICHAEL, HB, Southern California</b>	<b>7</b>
2	GIL REICH, HB, Kansas	19
<b>3</b>	<b>BILL FORESTER, DT, Southern Methodist</b>	<b>31</b>
<b>4</b>	<b>GIB DAWSON, HB, Texas</b>	<b>43</b>
<b>5</b>	<b>ROGER ZATKOFF, T, Michigan</b>	<b>55</b>
6	BOB KENNEDY, G, Wisconsin	67
<b>7</b>	<b>JIM RINGO, C, Syracuse</b>	<b>79</b>
8	LAUREN HARGROVE, HB, Georgia	91
9	FLOYD HARRAWOOD, T, Tulsa	103
10	VICTOR RIMKUS, G, Holy Cross	115
<b>11</b>	<b>JOE JOHNSON, HB, Boston College</b>	<b>127</b>
12	DICK CURRAN, HB, Arizona State	139
13	BOB ORDERS, C, West Virginia	151

All-Time Packers Drafts  
Community  
Admin & Coaches  
Veterans  
Draft & Free Agents  
Review  
All-Time Drafts  
Lambeau Field  
Misc.



## 1953 continued

14 CHARLES WRENN, T, Texas Christian	163
15 GENE HELWIG, HB, Tulsa	175
16 JOHN HLAY, FB, Ohio State	187
17 BILL GEORGES, E, Texas	199
18 JIM PHILBEE, HB, Bradley	211
<b>19 BILL LUCKY, T, Baylor</b>	<b>223</b>
20 JOHN HARVILLE, HB, Texas Christian	235
21 BOB CONWAY, HB, Alabama	247
22 BILL TURNBEAUGH, T, Auburn	259
23 BILL MURRAY, E, American International	271
24 JIM HASLAM, T, Tennessee	283
25 IKE JONES, E, UCLA	295
26 GEORGE BOZANIC, HB, Southern California	307
27 JAMES McCONAUGHEY, E, Houston	319
28 ZACK JORDAN, HB, Colorado	331
29 HENRY O'BRIEN, G, Boston College	343
<b>30 AL BARRY, G, Southern California</b>	<b>355</b>

## 1954

Jan. 28, 1954	<i>Drafted 2nd</i>
<b>1a ART HUNTER, T, Notre Dame</b>	<b>3</b>
<b>1b VERYL SWITZER, HB, Kansas State</b>	<b>4</b>
(from New York Giants)	
2 BOB FLECK, T, Syracuse	15
<b>3 GEORGE TIMBERLAKE, G, Southern California</b>	<b>27</b>
(to Washington Redskins for Johnny Papit)	39
4 TOM ALLMAN, FB, West Virginia	40
(from Baltimore Colts)	
<b>5 MAX MCGEE, E, Tulane</b>	<b>51</b>
(to Detroit Lions for Gus Cifelli)	63
6 SAM MARSHALL, T, Florida A&M	75
7 JIMMIE WILLIAMS, T, Texas Tech	87
8 DAVE DAVIS, E, Georgia Tech	99
<b>10 GENE KNUTSON, E, Michigan</b>	<b>111</b>
11 KEN HALL, E, North Texas State	123
12 BILL OLIVER, HB, Alabama	135
13 MIKE TAKACS, G, Ohio State	147
14 DAVE JOHNSON, HB, Rice	159
15 (to San Francisco 49ers for Ben Aldridge)	171
16 DESMOND KOCH, HB, Southern California	183
17 J.D. ROBERTS, G, Oklahoma	195
<b>18 EMERY BARNES, E, Oregon</b>	<b>207</b>
19 KEN HALL, C, Springfield	219
20 LOWELL HERBERT, G, Pacific	231
21 ART LIEBSCHER, HB, Pacific	243
22 BILL BUFORD, T, Morgan State	255
23 CLINT SATHRUM, QB, St. Olaf	267
24 MARVIN TENNEFOSS, E, Stanford	279
25 JACK SMALLEY, T, Alabama	291
26 RALPH BAIERL, T, Maryland	303
27 HOSEA SIMS, E, Marquette	315
28 EVAN SLONAC, FB, Michigan State	327
29 JERRY DUFEK, T, St. Norbert	339
30 TERRY CAMPBELL, QB, Washington State	351

## 1955

Jan. 27-28, 1955	<i>Drafted 4th</i>
<b>1 TOM BETTIS, G/LB, Purdue</b>	<b>5</b>
<b>2 JIM TEMP, DE, Wisconsin</b>	<b>17</b>
3 BUDDY LEAKE, HB, Oklahoma	29
4 (to Cleveland Browns for Jerry Helluin)	41
<b>5 HANK BULLOUGH, G, Michigan State</b>	<b>53</b>
<b>6 NORM AMUNDSEN, G, Wisconsin</b>	<b>65</b>
<b>7 BOB CLEMENS, FB, Georgia</b>	<b>77</b>
8 JOHN CROUCH, E, Texas Christian	89
9 ED CULPEPPER, T, Alabama	101
10 GEORGE ROGERS, T, Auburn	113
11 RON CLARK, HB, Nebraska	125
12 ART WALKER, T, Michigan	137
13 ED ADAMS, FB, South Carolina	149
14 FRED BAER, HB, Michigan	161
15 GEORGE MACHOUKAS, C, Toledo	173
<b>16 CHARLIE BRACKINS, QB, Prairie View</b>	<b>185</b>
17 LYNN BEIGHTOL, QB, Maryland	197
<b>18 DOYLE NIX, DB, Southern Methodist</b>	<b>209</b>
19 ROBERT CARTER, T, Grambling State	221
20a CARL BOLT, HB, Southern Mississippi	233
20b BOB ANTAKOWIAK, E, Bucknell	236
(from New York Giants for John Bauer)	
21 LAVELL ISBELL, T, Houston	245
22 BILL BRUNNER, FB, Arkansas Tech	257
23 ELTON SHAW, T, Louisiana State	269

24 CHARLES BRYANT, G, Nebraska	281
<b>25 NATE BORDEN, E, Indiana</b>	<b>293</b>
<b>26 JIM JENNINGS, E, Missouri</b>	<b>305</b>
27 BOB PERRINGER, E, Washington State	317
28 JACK SPEARS, T, Tennessee-Chattanooga	329
29 SAM PINO, FB, Boston University	341
30 BOB SAIA, FB, Tulane	352

## 1956

Nov. 28, 1955 (Rounds 1-3); Jan. 17, 1956 (4-30)	<i>Drafted 7th</i>
<b>1 JACK LOSCH, HB, Miami (Fla.)</b>	<b>8</b>
<b>2 FORREST GREGG, T, Southern Methodist</b>	<b>20</b>
3 (to Los Angeles Rams in Tom Dahms trade)	32
4 CECIL MORRIS, G, Oklahoma	44
<b>5 BOB SKORONSKI, T, Indiana</b>	<b>56</b>
6 BOB BURRIS, HB, Oklahoma	68
<b>7 HANK GREMMINGER, E, Baylor</b>	<b>80</b>
8 RUSS DENNIS, E, Maryland	92
9 GORDON DUVAL, FB, Southern California	104
10 BOB LAUGHERY, FB, Maryland	116
11 MIKE HUDDOCK, C, Miami (Fla.)	128
12 MAX BURNETT, HB, Arizona	140
13 JAMES MENSE, C, Notre Dame	152
14 CHARLIE THOMAS, FB, Wisconsin	164
15 BUDDY ALLISTON, G, Mississippi	176
16 CURTIS LYNCH, T, Alabama	188
<b>17 BART STARR, QB, Alabama</b>	<b>200</b>
18 STAN INTIHAR, E, Cornell	212
19 KEN VAKAY, E, Texas Tech	224
20 CLYDE LETTBETTER, G, Baylor	236
21 HAL O'BRIEN, FB, Southern Methodist	248
22 JOHN POPOSON, HB, Furman	260
23 JESSE BIRCHFIELD, G, Duke	272
24 DON WILSON, C, Rice	284
25 FRANZ KOENEKE, E, Minnesota	296
26 DICK GOEHE, T, Mississippi	308
27 DICK KOLIAN, E, Wisconsin	320
28 BOB LANCE, QB, Florida	332
29 VESTER NEWCOMB, C, Southwest J.C.	344
30 ROD HERMES, QB, Beloit	355

## 1957

Nov. 26, 1956 (Rounds 1-4); Jan. 31, 1957 (5-30)	<i>Drafted alternately 3rd-5th-4th (Rounds 1-4); Drafted alternately 3rd-2nd (5-30)</i>
<b>BONUS CHOICE: PAUL HORNUNG, HB, Notre Dame</b>	<b>1</b>
<b>1 RON KRAMER, E, Michigan</b>	<b>4</b>
2 JOEL WELLS, HB, Clemson	18
3 DALTON TRUAX, T, Tulane	29
<b>4 CARL VEREEN, T, Georgia Tech</b>	<b>41</b>
5 (to Cleveland Browns for Don King)	52
6 (to Cleveland Browns for John Sandusky)	63
6 JACK NISBY, G, Pacific	70
(from Chicago Cardinals for Tom Dahms)	
7 FRANK GILLIAM, E, Iowa	76
8 GEORGE BELOTTI, C, Southern California	87
9 KEN WINEBURG, HB, Texas Christian	100
10 GARY GUSTAFSON, G, Gustavus Adolphus	111
11 JIM ROSEBORO, HB, Ohio State	124
12a ED SULLIVAN, C, Notre Dame	135
12b GLENN BESTOR, B, Wisconsin	145
(from New York Giants for Jack Spinks)	
13 JIM MORSE, HB, Notre Dame	148
14 RUDY SCHOENENDORF, T, Miami (Ohio)	159
15 PAT HINTON, G, Louisiana Tech	172
16 ED BUCKINGHAM, T, Minnesota	183
17 DON BUCKREAU, T, Houston	196
18 CREDELL GREEN, HB, Washington	207
<b>19 ERNIE DANJEAN, G, Auburn</b>	<b>220</b>
20 PERCY OLIVER, G, Illinois	231
21 CHARLES MEHRER, T, Missouri	244
22 RON QUILLIAN, QB, Tulane	255
<b>23 JOHN SYMANK, DB, Florida</b>	<b>268</b>
24 CHARLES LEYENDECKER, T, Southern Methodist	279
25 JERRY JOHNSON, T, St. Norbert	292
26 BUDDY BASS, E, Duke	303
27 MARTIN BOOHER, T, Wisconsin	316
28 DAVE HERBOLD, G, Minnesota	327
29 HOWARD DARE, RB, Maryland	340

## 1958

Dec. 2, 1957 (Rounds 1-4); Jan. 28, 1958 (5-30)		<i>Drafted 2nd (Rounds 1-4); Drafted alternately 2nd-1st (5-30)</i>
<b>1 DAN CURRIE, C, Michigan State</b>		<b>3</b>
<b>2 JIM TAYLOR, FB, Louisiana State</b>		<b>15</b>
<b>3a DICK CHRISTY, HB, North Carolina State</b>		<b>27</b>
<b>3b RAY NITSCHKE, B, Illinois</b>		<b>36</b>
<small>(from New York Giants for John Martinkovic)</small>		
<b>4 JERRY KRAMER, G, Idaho</b>		<b>39</b>
<b>5 JOE FRANCIS, QB, Oregon State</b>		<b>51</b>
<b>6 KEN GRAY, T, Howard Payne</b>		<b>62</b>
<b>7 DOUG MAINSON, QB, Hillsdale</b>		<b>75</b>
<b>8 MIKE BILL, C, Syracuse</b>		<b>86</b>
<b>9 NORM JAROCK, HB, St. Norbert</b>		<b>99</b>
<b>10 CARL JOHNSON, T, Illinois</b>		<b>110</b>
<b>11 HARRY HORTON, E, Wichita</b>		<b>123</b>
<b>12 WAYNE MILLER, E, Baylor</b>		<b>134</b>
<b>13 GENE COOK, E, Toledo</b>		<b>147</b>
<b>14 HARRY HAUFFE, T, South Dakota</b>		<b>158</b>
<b>15 TOM NEWELL, HB, Drake</b>		<b>171</b>
<b>16 ARLEY FINLEY, T, Georgia Tech</b>		<b>182</b>
<b>17 JOE REESE, E, Arkansas Tech</b>		<b>195</b>
<b>18 CHARLES STRID, G, Syracuse</b>		<b>206</b>
<b>19 (to Chicago Bears for Lee Hermsen)</b>		<b>219</b>
<b>20 JOHN DUBOSE, HB, Trinity (Texas)</b>		<b>230</b>
<b>21 JERRY KERSHNER, T, Oregon</b>		<b>243</b>
<b>22 DICK MAGGARD, HB, College of Idaho</b>		<b>254</b>
<b>23 JACK ASHTON, G, South Carolina</b>		<b>267</b>
<b>24 JOHN JERECK, T, Detroit</b>		<b>278</b>
<b>25 LARRY PLENTY, HB, Boston College</b>		<b>291</b>
<b>26 ESKER HARRIS, G, UCLA</b>		<b>302</b>
<b>27 NEIL HABIG, C, Purdue</b>		<b>315</b>
<b>28 DAVE CROWELL, G, Washington State</b>		<b>326</b>
<b>29 ROBERT HAYNES, T, Sam Houston State</b>		<b>339</b>
<b>30 JOHN PETERS, T, Houston</b>		<b>350</b>

## 1959

Dec. 2, 1958 (Rounds 1-4); Jan. 21, 1959 (5-30)		<i>Drafted 1st</i>
<b>1 RANDY DUNCAN, QB, Iowa</b>		<b>1</b>
<b>2 ALEX HAWKINS, HB, South Carolina</b>		<b>13</b>
<b>3 BOYD DOWLER, E, Colorado</b>		<b>25</b>
<b>4 (to Cleveland Browns for Len Ford)</b>		<b>37</b>
<b>5 (to Washington Redskins for J.D. Kimmel)</b>		<b>49</b>
<b>5 ANDY CVERCKO, G, Northwestern</b>		<b>55</b>
<small>(from Pittsburgh Steelers for Dick Christy)</small>		
<b>6 WILLIE TAYLOR, C, Florida A&amp;M</b>		<b>61</b>
<b>7a BOBBY JACKSON, HB, Alabama</b>		<b>73</b>
<b>7b GARY RAID, T, Willamette</b>		<b>83</b>
<small>(from New York Giants for Al Berry)</small>		
<b>8a BUDDY MAYFIELD, E, South Carolina</b>		<b>85</b>
<b>8b BOB LARABA, HB, Texas-El Paso</b>		<b>95</b>
<small>(from Cleveland Browns for Dick Deschaine)</small>		
<b>9 GEORGE DIXON, HB, Bridgeport</b>		<b>97</b>
<b>10 SAM TUCCIO, G/T, Southern Mississippi</b>		<b>109</b>
<b>11 BOB WEBB, QB, St. Ambrose</b>		<b>121</b>
<b>12 LARRY HALL, G, Missouri Valley</b>		<b>133</b>
<b>13 JIM HURD, FB, Albion</b>		<b>145</b>
<b>14 KEN KERR, G, Arizona State</b>		<b>157</b>
<b>15 DICK TETEAK, G, Wisconsin</b>		<b>169</b>

*Ray Nitschke  
University of Illinois, 1958*



*Jim Taylor  
Louisiana State, 1958*



*Herb Adderley  
Michigan State, 1961*

<b>16 DAN EDGINGTON, E, Florida</b>		<b>181</b>
<b>17 TOM SECULES, HB, William &amp; Mary</b>		<b>193</b>
<b>18 DICK NEARENTS, T, Eastern Washington</b>		<b>205</b>
<b>19 BILL BUTLER, HB, Tennessee-Chattanooga</b>		<b>217</b>
<b>20 CHUCK SAMPLE, FB, Arkansas</b>		<b>229</b>
<b>21 DAVE SMITH, FB, Ripon</b>		<b>241</b>
<b>22 CHARLES ANDERSON, E, Drake</b>		<b>253</b>
<b>23 ORVILLE LAWVER, T, Lewis &amp; Clark</b>		<b>265</b>
<b>24 JOE HERGERT, C, Florida</b>		<b>277</b>
<b>25 LEROY HARDEE, HB, Florida A&amp;M</b>		<b>289</b>
<b>26 KEN HIGGINBOTHAM, E, Trinity (Texas)</b>		<b>301</b>
<b>27 TIM BROWN, HB, Ball State</b>		<b>313</b>
<b>28 JERRY EPPS, G, West Texas State</b>		<b>325</b>
<b>29 JOHN FLARA, HB, Pittsburgh</b>		<b>337</b>
<b>30 DICK EMERICH, T, West Chester</b>		<b>349</b>

## 1960

Nov. 30, 1959		<i>Drafted 5th</i>
<b>1 TOM MOORE, HB, Vanderbilt</b>		<b>5</b>
<b>2 BOB JETER, HB, Iowa</b>		<b>17</b>
<small>(to Chicago Cardinals for Lamar McHan)</small>		
<b>3 (to Cleveland Browns for Henry Jordan)</b>		<b>29</b>
<b>5 DALE HACKBART, DB, Wisconsin</b>		<b>51</b>
<small>(from Detroit Lions for Ollie Spencer)</small>		
<b>5 (to Cleveland Browns for Bob Freeman)</b>		<b>53</b>
<b>6 MIKE WRIGHT, T, Minnesota</b>		<b>65</b>
<b>7 KIRK PHARES, G, South Carolina</b>		<b>77</b>
<b>8 DON HITT, C, Oklahoma State</b>		<b>89</b>
<b>9 FRANK BRIXIUS, T, Minnesota</b>		<b>101</b>
<small>(to Chicago Cardinals for Ken Beck)</small>		
<b>11 RON RAY, T, Howard Payne</b>		<b>125</b>
<b>12 HARRY BALL, T, Boston College</b>		<b>137</b>
<b>13 PAUL WINSLOW, HB, North Carolina Central</b>		<b>149</b>
<b>14 JON GILLIAM, C, East Texas State</b>		<b>161</b>
<b>15 GARNEY HENLEY, HB, Huron</b>		<b>173</b>
<b>16 JOHN LITTLEJOHN, HB, Kansas State</b>		<b>185</b>
<b>17 JOE GOMES, G, East Texas State</b>		<b>197</b>
<b>18 ROYCE WHITTINGTON, T, Southwestern Louisiana</b>		<b>209</b>
<b>19 RICH BROOKS, E, Purdue</b>		<b>221</b>
<b>20 GILMER LEWIS, T, Oklahoma</b>		<b>233</b>

## 1961

Dec. 27-28, 1960		<i>Drafted 12th</i>
<b>1 HERB ADDERLEY, DB, Michigan State</b>		<b>12</b>
<b>2 RON KOSTELNIK, T, Cincinnati</b>		<b>26</b>
<b>3 PHIL NUGENT, QB, Tulane</b>		<b>40</b>
<b>4a PAUL DUDLEY, HB, Arkansas</b>		<b>54</b>
<b>4b JOE LeSAGE, G, Tulane</b>		<b>56</b>
<small>(from Philadelphia Eagles for Bob Freeman)</small>		
<b>5 JACK NOVAK, G, Miami (Fla.)</b>		<b>68</b>
<b>6 LEE FOLKINS, DE, Washington</b>		<b>82</b>
<b>7 LEWIS JOHNSON, HB, Florida A&amp;M</b>		<b>96</b>
<small>(to Cleveland Browns for Bob Jarus)</small>		
<b>9 VESTER FLANAGAN, T, Humboldt State</b>		<b>124</b>
<b>10a ROGER HAGBERG, FB, Minnesota</b>		<b>128</b>
<small>(from Dallas Cowboys for Fred Cone)</small>		
<b>10b BUCK McLEOD, T, Baylor</b>		<b>138</b>
<b>11 VAL KECKIN, QB, Southern Mississippi</b>		<b>152</b>
<b>12 JOHN DENVIR, T, Colorado</b>		<b>166</b>
<b>13 ELIJAH PITTS, HB, Philander Smith</b>		<b>180</b>
<b>14 NELSON TOBUREN, LB, Wichita</b>		<b>194</b>
<b>15 RAY LARDANI, T, Miami (Fla.)</b>		<b>208</b>
<b>16 CLARENCE MASON, E, Bowling Green</b>		<b>222</b>
<b>17 JIM BREWINGTON, T, North Carolina Central</b>		<b>236</b>
<b>18 ARTHUR SIMS, B, Texas A&amp;M</b>		<b>250</b>
<b>19 LELAND BONDHUS, T, South Dakota State</b>		<b>264</b>
<b>20 RAY RATKOWSKI, HB, Notre Dame</b>		<b>278</b>



**ALL-TIME PACKERS DRAFTS**  
 Community  
 Admin & Coaches  
 Veterans  
 Draft & Free Agents  
 2017 Review  
 All-Time Drafts  
 Lambeau Field  
 Misc.

1962

Dec. 4, 1961	<i>Drafted 14th</i>
1 EARL GROS, FB, Louisiana State	14
2 ED BLAINE, G, Missouri	28
3 GARY BARNES, E, Clemson	41
(from New York Giants for Joel Wells)	
3 (to Cleveland Browns for John Roach)	
4 RON GASSERT, DT, Virginia	56
5a CHUCK MORRIS, HB, Mississippi	65
(from Baltimore Colts for Lamar McHan)	
5b JON SCHOPF, G, Michigan	70
6a JOHN SUTRO, T, San Jose State	79
(from Washington Redskins for Dale Hackbart)	
6b OSCAR DONAHUE, E, San Jose State	84
7 GARY CUTSINGER, T, Oklahoma State	98
8 JAMES TULLIS, HB, Florida A&M	112
9 PETE SCHENCK, DB, Washington State	126
10 GALE WEIDNER, QB, Colorado	140
11 JIM THRUSH, T, Xavier	154
12a JOE THORNE, HB, South Dakota State	158
(from Dallas Cowboys for Steve Meilinger)	
12b TOM PENNINGTON, G, Georgia	168
13 TOM KEPNER, T, Villanova	182
14 ERNEST GREEN, HB, Louisville	196
15 ROGER HOLDINSKY, HB, West Virginia	210
16 JAMES FIELD, DB, Louisiana State	224
17 BUCK BUCHANAN, T, Grambling State	238
18 BOB JOINER, QB, Presbyterian	252
19 JERRY SCATTINI, DB, California	266
20 MIKE SNOODGRASS, C, Western Michigan	280

1963

Dec. 3, 1962	<i>Drafted 14th</i>
1 DAVE ROBINSON, DE, Penn State	14
2 TOM BROWN, DB, Maryland	28
3a DENNIS CLARIDGE, QB, Nebraska	39
(from Pittsburgh Steelers for Tom Bettis)	
3b TONY LISCIO, T, Tulsa	42
4a LIONEL ALDRIDGE, G, Utah State	54
(from New York Giants for Paul Dudley)	
4b CARLTON SIMONS, C, Stanford	56
5a JACK CVERCKO, G, Northwestern	63
(from Washington Redskins for Ben Davidson)	
5b DAN GRIMM, T, Colorado	70
6a JOHN SIMMONS, E, Tulsa	76
(from Dallas Cowboys for John Sutro)	
6b JAN BARRETT, E, Fresno State	84
7a GARY KRÖNER, HB, Wisconsin	93
(from Cleveland Browns for Ernie Green)	
7b OLIN HILL, T, Furman	95
(from Pittsburgh Steelers)	
7c TURNLEY TODD, LB, Virginia	98
8a KEITH KINDERMAN, HB, Florida State	104
(from Dallas Cowboys for Lee Folkins)	
8b LOUIS RETTINO, FB, Villanova	112
9 BILL FREEMAN, T, Southern Mississippi	126
10 EARL MCQUISTON, G, Iowa	140
11 MARY FLEMING, E, Utah	154
12 DARYLE LAMONICA, QB, Notre Dame	168
13 BILL KELLUM, T, Tulane	182
14 ED HOLLER, LB, South Carolina	196
15 GENE BREEN, LB, Virginia Tech	210
16 COOLIDGE HUNT, FB, Texas Tech	224
17 THURMAN WALKER, E, Illinois	238
18 LUIS HERNANDEZ, G, Texas-El Paso	252
19 HERMAN HAMP, HB, Fresno State	266
20 BOBBY BREZINA, HB, Houston	280

1964

Dec. 2, 1963	<i>Drafted 13th</i>
1 LLOYD VOSS, T, Nebraska	13
2 JON MORRIS, C, Holy Cross	27
3a ODE BURRELL, HB, Mississippi State	36
(from Baltimore Colts)	
3b JOE O'DONNELL, G, Michigan	40
(from New York Giants in Bill Quinlan/John Symank trade)	
3c TOMMY CRUTCHER, LB/FB, Texas Christian	41
4a BOB LONG, WR, Wichita	44
(from Philadelphia Eagles for Ed Blaine)	
4b PAUL COSTA, B, Notre Dame	55
5a DUKE CARLISLE, HB, Texas	60
(from Dallas Cowboys for Gary Barnes)	
5b STEVE WRIGHT, T, Alabama	69

6 (to Dallas Cowboys for Jerry Norton)	
7 DICK HERZING, T, Drake	97
8 KEN BOWMAN, C, Wisconsin	111
9 JOHN McDOWELL, T, St. John's (Minn.)	125
10 ALLEN JACOBS, HB, Utah	139
11 JACK PETERSEN, T, Nebraska-Omaha	153
12 DWAIN BEAN, HB, North Texas State	167
13 JACK MAURO, T, Northern Michigan	181
14 TOM O'GRADY, WR, Northwestern	195
15 ALEX ZENKO, T, Kent State	209
16 ANDREW IRELAND, HB, Utah	223
17 LEONARD ST. JEAN, E, Northern Michigan	237
18 MIKE HICKS, G, Marshall	251
19 JOHN BAKER, E, Virginia Union	265
20 BILL CURRY, C, Georgia Tech	279

1965

Nov. 28, 1964	<i>Drafted 10th</i>
1a DONNY ANDERSON, HB, Texas Tech	7
(from Phila., in Jim Ringo/Earl Gros/Lee Roy Caffey trade)	
1b LAWRENCE ELKINS, WR, Baylor	10
2 ALPHONSE DOTSON, T, Grambling State	24
3 ALLEN BROWN, E, Mississippi	38
4 WALLY MAHLE, HB, Syracuse	52
5a JAMES HARVEY, T, Mississippi	59
(from Pittsburgh Steelers)	
5b DOUG GOODWIN, FB, Maryland State	66
6a RICK KOEPER, T, Oregon State	74
(from Pittsburgh Steelers)	
6b BILL SYMONS, HB, Colorado	80
7a JERRY ROBERTS, B, Baldwin-Wallace	85
(from New York Giants for Turnley Todd)	
7b ROGER JACOBBAZZI, T, Wisconsin	86
(from San Francisco 49ers)	
7c JUNIOR COFFEY, HB, Washington	94
8 MIKE SHINN, E, Kansas	108
9 LARRY BULAICH, HB, Texas Christian	122
10 RICH MARSHALL, T, Stephen F. Austin	136
11 JIM WEATHERWAX, T, Cal State-Los Angeles	150
12 GENE JETER, HB, Arkansas-Pine Bluff	164
13 ROY SCHMIDT, G, Long Beach State	178
14 JOHN PUTNAM, FB, Drake	192
15 CHUCK HURSTON, T, Auburn	206
16 PHIL VANDERSEA, FB, Massachusetts	220
17 STEVE CLARK, K, Oregon State	234
18 JEFF WHITE, E, Texas Tech	248
19 LEN SEARS, T, South Carolina	262
20 JAMES CHANDLER, HB, Benedictine	276

1966

Nov. 27, 1965	<i>Drafted alternately 13th-14th</i>
1a JIM GRABOWSKI, FB, Illinois	9
(from Detroit Lions for Ron Kramer)	
1b GALE GILLINGHAM, T, Minnesota	13
2 TOM CICHOWSKI, T, Maryland	30
3a FRED JETER, T, San Jose State	45
3b TONY JETER, E, Nebraska	46
(from Cleveland Browns)	
4 JOHN RODERICK, E, Southern Methodist	62
5 (to Los Angeles Rams)	
6 (to Washington Redskins for Bill Anderson)	
7 RAY MILLER, DE, Idaho	108
8 KEN McLEAN, E, Texas A&M	124
9 RON RECTOR, HB, Northwestern	138
10 SAM MONTGOMERY, HB, Southern Univ.	154
11 RALPH WENZEL, G, San Diego State	168
12 JIM MANKINS, FB, Florida State	184
13 ED KING, LB, Southern California	198
14 RON HANSON, E, North Dakota State	214
15 GRADY BOLTON, T, Mississippi State	228
16 ROBERT SCHULTZ, DE, Wisconsin-Stevens Point	244
17 DAVE HATHCOCK, DB, Memphis State	258
18 JIM JONES, DE, Nebraska-Omaha	274
19 DAVE MOTON, TE, Southern California	288
20 ED MARAS, E, South Dakota State	304

1967

March 14, 1967	<i>Drafted 25th</i>
1a BOB HYLAND, C/G, Boston College	9
(from Pittsburgh in Tony Jeter/Lloyd Voss trade)	
1b DON HORN, QB, San Diego State	25
2a DAVE DUNAWAY, WR, Duke	41
(from Los Angeles Rams for Tom Moore)	

2b	<b>JIM FLANIGAN, LB, Pittsburgh</b> . . . . .	51
3	<b>JOHN ROWSER, DB, Michigan</b> . . . . .	78
4	<b>TRAVIS WILLIAMS, RB, Arizona State</b> . . . . .	93
	(from Washington Redskins for Ron Rector)	
4	(to St. Louis Cardinals for 3rd-round pick in 1968) . . . . .	105
5a	<b>DWIGHT HOOD, DT, Baylor</b> . . . . .	116
	(from Pittsburgh Steelers for Ron Smith)	
5b	<b>DICK TATE, DB, Utah</b> . . . . .	130
	(from Dallas Cowboys for Hank Gremminger)	
5c	<b>JAY BACHMAN, C, Cincinnati</b> . . . . .	132
6	<b>STEW WILLIAMS, FB, Bowling Green</b> . . . . .	158
7a	<b>BOB ZIOLKOWSKI, T, Iowa</b> . . . . .	161
	(from New York Giants for Allen Jacobs)	
7b	<b>BILL POWELL, G/LB, Missouri</b> . . . . .	184
8	<b>CLARENCE MILES, DT, Trinity (Texas)</b> . . . . .	210
9	<b>HARLAND REED, TE, Mississippi State</b> . . . . .	236
10	<b>BILL SHEAR, K, Cortland State</b> . . . . .	262
11	<b>DAVE BENNETT, QB, Springfield</b> . . . . .	287
12	<b>MIKE BASS, DB, Michigan</b> . . . . .	314
13	<b>KEITH BROWN, WR, Central Missouri State</b> . . . . .	340
14	<b>CLAUDIS JAMES, HB, Jackson State</b> . . . . .	366
15	<b>JAMES SCHNEIDER, DT, Colgate</b> . . . . .	392
16	<b>FRED CASSIDY, HB, Miami (Fla.)</b> . . . . .	418
17	<b>JEFF ELIAS, TE, Kansas</b> . . . . .	444

1968

Jan. 30-31, 1968	<i>Drafted 26th</i>	
1a	<b>FRED CARR, LB, Texas-El Paso</b> . . . . .	5
	(from New Orleans Saints for Jim Taylor)	
1b	<b>BILL LUECK, G, Arizona</b> . . . . .	26
2	(to Los Angeles Rams in Ben Wilson trade) . . . . .	53
3a	<b>BILL STEVENS, QB, Texas-El Paso</b> . . . . .	67
	(from St. Louis Cardinals for Fred Heron)	
3b	<b>DICK HIMES, T, Ohio State</b> . . . . .	81
4a	<b>BRENDAN MCCARTHY, FB, Boston College</b> . . . . .	92
	(from Pittsburgh Steelers for Dick Arndt)	
4b	<b>JOHN ROBINSON, WR, Tennessee State</b> . . . . .	108
5a	<b>STEVE DUICH, T, San Diego State</b> . . . . .	121
	(from Pittsburgh Steelers for Kent Nix)	
5b	<b>FRANCIS WINKLER, DE, Memphis State</b> . . . . .	137
6	<b>WALTER CHADWICK, HB, Tennessee</b> . . . . .	164
7	<b>ANDY BEATH, DB, Duke</b> . . . . .	191
8	<b>TOM OWENS, G, Missouri-Rolla</b> . . . . .	218
9	<b>BOB APISA, FB, Michigan State</b> . . . . .	245
10a	<b>RICHARD CASH, T, Northeast Missouri State</b> . . . . .	260
	(from New York Giants for Dave Hathcock)	
10b	<b>RON WORTHEN, C, Arkansas State</b> . . . . .	272
11	<b>GORDON RULE, DB, Dartmouth</b> . . . . .	299
12	<b>DENNIS PORTER, DT, Northern Michigan</b> . . . . .	325
13	<b>FRANK GEISELMAN, WR, Rhode Island</b> . . . . .	353
14	<b>JOHN FARLER, WR, Colorado</b> . . . . .	380
15	<b>RIDLEY GIBSON, DB, Baylor</b> . . . . .	407
16	<b>AL GROVES, DT, St. Norbert</b> . . . . .	434
17	<b>KEN ROTA, HB, North Dakota State</b> . . . . .	461

1969

Jan. 28-29, 1969	<i>Drafted 12th</i>	
1	<b>RICH MOORE, DT, Villanova</b> . . . . .	12
2	<b>DAVE BRADLEY, T, Penn State</b> . . . . .	38
3	<b>JOHN SPILIS, WR, Northern Illinois</b> . . . . .	64
4	<b>PERRY WILLIAMS, FB, Purdue</b> . . . . .	90
5	<b>BILL HAYHOE, T, Southern California</b> . . . . .	116
6a	<b>RON JONES, TE, Texas-El Paso</b> . . . . .	134
	(from Pittsburgh Steelers in Dick Capp trade)	
6b	<b>KEN VINYARD, K, Texas Tech</b> . . . . .	142
7	<b>LARRY AGAJANIAN, DT, UCLA</b> . . . . .	168
8	<b>DOUG GOSNELL, DT, Utah State</b> . . . . .	194
9	<b>DAVE HAMPTON, RB, Wyoming</b> . . . . .	220
10	<b>BRUCE NELSON, T, North Dakota State</b> . . . . .	246
11	<b>LEON HARDEN, DB, Texas-El Paso</b> . . . . .	272
12	<b>TOM BUCKMAN, TE, Texas A&amp;M</b> . . . . .	298
13	<b>CRAIG KOINZAN, LB, Doane</b> . . . . .	324
14	<b>RICH VOLTZKE, HB, Minnesota</b> . . . . .	350
15	<b>DAN ECKSTEIN, S, Presbyterian</b> . . . . .	376
16	<b>DICK HEWINS, WR, Drake</b> . . . . .	402
17	<b>JOHN MACK, RB, Central Missouri State</b> . . . . .	428

1970

Jan. 27-28, 1970	<i>Drafted alternately 16th-15th</i>	
1a	<b>MIKE McCOY, DT, Notre Dame</b> . . . . .	2
	(from Chicago Bears in Elijah Pitts/ Lee Roy Caffey/Bob Hyland trade)	
1b	<b>RICH McGEORGE, TE, Elon</b> . . . . .	16

2	<b>AL MATTHEWS, CB, Texas A&amp;I</b> . . . . .	41
3	<b>JIM CARTER, LB, Minnesota</b> . . . . .	68
4a	<b>KEN ELLIS, WR, Southern Univ.</b> . . . . .	93
4b	<b>SKIP BUTLER, K, Texas-Arlington</b> . . . . .	96
	(from Baltimore Colts for Ron Kostelnik)	
5	<b>CECIL PRYOR, DE, Michigan</b> . . . . .	120
6	<b>ERVIN HUNT, DB, Fresno State</b> . . . . .	145
7	<b>CLEO WALKER, C, Louisville</b> . . . . .	172
8	<b>TIM MJOS, RB, North Dakota State</b> . . . . .	197
9	<b>BOB REINHARD, G, Stanford</b> . . . . .	224
10a	<b>RUSS MELBY, DT, Weber State</b> . . . . .	248
10b	<b>FRANK PATRICK, TE, Nebraska</b> . . . . .	251
	(from Washington Redskins for Leo Carroll)	
11	<b>DAN HOOK, LB, Humboldt State</b> . . . . .	276
12	<b>FRANK FOREMAN, WR, Michigan State</b> . . . . .	300
13	<b>DAVE SMITH, RB, Utah</b> . . . . .	328
14	<b>BOB LINTS, G, Eastern Michigan</b> . . . . .	353
15	<b>MIKE CARTER, WR, Sacramento State</b> . . . . .	380
16	<b>JIM HEACOCK, S, Muskingum</b> . . . . .	405
17	<b>LARRY KRAUSE, RB, St. Norbert</b> . . . . .	432

1971

Jan. 28-29, 1971	<i>Drafted alternately 12th-11th-10th</i>	
1	<b>JOHN BROCKINGTON, RB, Ohio State</b> . . . . .	9
	(from Denver Broncos in draft-day trade)	
1	(to Denver Broncos, along with Don Horn, in draft-day trade) . . . . .	12
2	(to San Francisco 49ers for Kevin Hardy) . . . . .	37
2	<b>VIRGIL ROBINSON, RB, Grambling State</b> . . . . .	46
	(from Los Angeles Rams in Travis Williams trade)	
3	<b>CHARLIE HALL, CB, Pittsburgh</b> . . . . .	62
4	(to Los Angeles Rams in Travis Williams trade) . . . . .	90
5	(to San Diego Chargers for Jacque MacKinnon) . . . . .	115
5a	<b>DONNELL SMITH, DE, Southern Univ.</b> . . . . .	116
	(from Washington Redskins for Tom Brown)	
5b	<b>JIM STILLWAGON, LB, Ohio State</b> . . . . .	124
	(from L.A. Rams through Washington Redskins)	
6	<b>SCOTT HUNTER, QB, Alabama</b> . . . . .	140
7a	<b>DAVE DAVIS, WR, Tennessee A&amp;I</b> . . . . .	168
7b	<b>JAMES JOHNSON, WR, Bishop</b> . . . . .	175
	(from Oakland Raiders)	
8	<b>WIN HEADLEY, C, Wake Forest</b> . . . . .	193
9	<b>BARRY MAYER, RB, Minnesota</b> . . . . .	218
10	<b>KEVIN HUNT, T, Doane</b> . . . . .	246
11	<b>JOHN LANIER, RB/TE, Parsons</b> . . . . .	271
12	<b>GREG HENDREN, G/C, California</b> . . . . .	296
13	<b>JACK MARTIN, RB, Angelo State</b> . . . . .	324
14	<b>LEROY SPEARS, DE, Moorhead State</b> . . . . .	348
15	<b>LEN GARRETT, TE, New Mexico Highlands</b> . . . . .	374
16	<b>JACK O'DONNELL, G, Central (Okla.) State</b> . . . . .	402
17	<b>MONTY JOHNSON, S, Oklahoma</b> . . . . .	427

1972

Feb. 1-2, 1972	<i>Drafted alternately 7th-8th</i>	
1a	<b>WILLIE BUCHANON, CB, San Diego State</b> . . . . .	7
1b	<b>JERRY TAGGE, QB, Nebraska</b> . . . . .	11
	(from San Diego Chargers in Kevin Hardy trade)	
2	<b>CHESTER MARCOL, K, Hillsdale</b> . . . . .	34
3	(to Minnesota Vikings for Zeke Bratkowski) . . . . .	59
4	<b>ERIC PATTON, LB, Notre Dame</b> . . . . .	86
5	(to New Orleans Saints for Wimpy Winther) . . . . .	111
6a	<b>NATE ROSS, CB, Bethune-Cookman</b> . . . . .	138
6b	<b>DAVE PUREIFORY, LB, Eastern Michigan</b> . . . . .	142
	(from Chicago Bears for Bob Jeter)	
6c	<b>BOB HUDSON, RB, Northeastern (Okla.) St.</b> . . . . .	147
	(from L.A. Rams in Travis Williams trade)	
7	<b>BILL BUSHONG, DT, Kentucky</b> . . . . .	163
8	<b>LELAND GLASS, WR, Oregon</b> . . . . .	190
9	(to Baltimore Colts) . . . . .	215
10	<b>KEITH WORTMAN, G, Nebraska</b> . . . . .	242
11	<b>DAVE BAILEY, WR, Alabama</b> . . . . .	266
12	<b>MIKE RICH, RB, Florida</b> . . . . .	294
13	<b>JESSE LAKES, RB, Central Michigan</b> . . . . .	319
14	<b>LARRY HEFNER, LB, Clemson</b> . . . . .	346
15	<b>RICH THOME, WR, Arkansas Tech</b> . . . . .	371
16	<b>CHARLES BURRELL, DT, Arkansas AM&amp;N</b> . . . . .	398
17	(to San Diego Chargers for Cal Withrow) . . . . .	423

1973

Jan. 30-31, 1973	<i>Drafted alternately 21st-20th-22nd</i>	
1	<b>BARRY SMITH, WR, Florida State</b> . . . . .	21
2	(to Dallas Cowboys for Ike Thomas & Ron Widby) . . . . .	46
3	<b>TOM MacLEOD, LB, Minnesota</b> . . . . .	74

ALL-TIME PACKERS DRAFTS  
Community  
Admin & Coaches  
Veterans  
Draft & Free Agents  
Review  
All-Time Drafts  
Lambeau Field  
Misc.



1973 <i>continued</i>	
4 (to Los Angeles Rams in Tommy Crutcher trade) . . . . .	99
5 (to Oakland Raiders in Carleton Oats trade) . . . . .	124
<b>6 TOM TONER, LB, Idaho State</b> . . . . .	<b>152</b>
7 JOHN MULLER, G/T, Iowa . . . . .	177
<b>8 HISE AUSTIN, DB/WR, Prairie View</b> . . . . .	<b>202</b>
9 RICK BROWN, LB, South Carolina . . . . .	230
10 LARRY ALLEN, S/LB, Illinois . . . . .	255
11 PHIL ENGLE, G, South Dakota State . . . . .	280
<b>12 LARRY MCCARREN, C, Illinois</b> . . . . .	<b>308</b>
13 TIM ALDERSON, S, Minnesota . . . . .	333
14 JIM ANDERSON, DT, Northwestern . . . . .	358
15 REGGIE ECHOLS, WR, UCLA . . . . .	386
16 KEITH PRETTY, TE, Western Michigan . . . . .	411
17 HAROLD SAMPSON, DT, Southern Univ. . . . .	436

## 1974

Jan. 29-30, 1974		<i>Drafted 12th</i>
1	<b>BARTY SMITH, RB, Richmond</b> . . . . .	<b>12</b>
2	(to Miami Dolphins in Jim Del Gaizo trade) . . . . .	38
3	(to San Diego Chargers in Jim Hill trade) . . . . .	54
4	(to San Francisco 49ers in Al Randolph trade) . . . . .	90
<b>5 STEVE ODOM, WR/KR, Utah</b> . . . . .	<b>116</b>	
6a	DON WOODS, RB, New Mexico . . . . .	134
	(from Chicago Bears for Zeke Bratkowski)	
<b>6b KEN PAYNE, WR, Langston</b> . . . . .	<b>142</b>	
7	MARY PURVIS, T, Maryland . . . . .	168
8a	MONTE DORIS, LB, Southern California . . . . .	194
8b	NED GUILLET, S, Boston College . . . . .	200
	(from Atlanta Falcons through New Orleans Saints)	
9	HAROLD HOLTON, G, Texas-EI Paso . . . . .	220
10	DOUG TROSZAK, DT, Michigan . . . . .	246
<b>11 ERIC TORKELOSON, RB, Connecticut</b> . . . . .	<b>272</b>	
<b>12 RANDY WALKER, P, Northwestern (La.) State</b> . . . . .	<b>298</b>	
13	EMANUEL ARMSTRONG, LB, San Jose State . . . . .	324
14	ANDY NELOMS, DT, Kentucky State . . . . .	350
15	DAVE WANNSTEDT, T, Pittsburgh . . . . .	376
<b>16 MARK COONEY, LB, Colorado</b> . . . . .	<b>402</b>	
17	RANDY WOODFIELD, WR, Portland State . . . . .	428

## 1975

Jan. 28-29, 1975		<i>Drafted alternately 9th-10th</i>
1	(to Los Angeles Rams in John Hadl trade) . . . . .	9
2	(from Baltimore Colts in Tom McLeod trade, later sent to Los Angeles Rams in John Hadl trade) . . . . .	28
2	(to Miami Dolphins in Jim Del Gaizo trade) . . . . .	36
<b>2 BILL BAIN, G, Southern California</b> . . . . .	<b>47</b>	
	(from Washington Redskins in Dave Robinson trade)	
<b>3 WILLARD HARRELL, RB, Pacific</b> . . . . .	<b>58</b>	
	(from San Diego Chargers in Bob Brown trade)	
3	(to Los Angeles Rams in John Hadl trade) . . . . .	61
<b>4 STEVE LUKE, S, Ohio State</b> . . . . .	<b>88</b>	
5	(to Dallas Cowboys in Jack Concannon trade) . . . . .	113
5	(to Los Angeles Rams in Harry Schuh trade) . . . . .	140
7	TONY GIAQUINTO, WR, Central Connecticut State . . . . .	165
8	(to Baltimore Colts in Ted Hendricks trade) . . . . .	192
9	JAY LYNN HODGIN, RB, South Carolina . . . . .	217
<b>10 WILLIAM COOKE, DE, Massachusetts</b> . . . . .	<b>244</b>	
11	BOB MARTIN, DE, Washington . . . . .	269
<b>12 CARLOS BROWN, QB, Pacific</b> . . . . .	<b>296</b>	
13	BOB FUHRIMAN, S, Utah State . . . . .	321
14	STAN BLACKMON, TE, North Texas State . . . . .	348
15	RANDY ALLEN, WR, Southern Univ. . . . .	373
<b>16 BOB MCCAFFREY, C, Southern California</b> . . . . .	<b>400</b>	
17	TOM RAY, DB, Central Michigan . . . . .	425

## 1976

April 8-9, 1976		<i>Drafted alternately 8th-11th-10th-9th</i>
1	(to Los Angeles Rams in John Hadl trade) . . . . .	8
<b>1 MARK KONCAR, T, Colorado</b> . . . . .	<b>23</b>	
	(from Oakland Raiders for Ted Hendricks)	
2	(to Los Angeles Rams in John Hadl trade) . . . . .	39
3	(to Pittsburgh Steelers in Bruce Van Dyke trade) . . . . .	70
<b>3 MIKE MCCOY, DB, Colorado</b> . . . . .	<b>72</b>	
	(from Kansas City Chiefs in MacArthur Lane trade)	
<b>4 TOM PERKO, LB, Pittsburgh</b> . . . . .	<b>101</b>	
4	(from Philadelphia Eagles, later sent to Houston Oilers in Lynn Dickey trade) . . . . .	117
<b>5 AUNDRA THOMPSON, RB, East Texas State</b> . . . . .	<b>132</b>	
6	(to Houston Oilers in Paul Robinson trade) . . . . .	166
6	(to Cincinnati Bengals in Pat Matson trade) . . . . .	192
<b>8 JIM BURROW, DB, Nebraska</b> . . . . .	<b>218</b>	
<b>9 JIM GUENO, LB, Tulane</b> . . . . .	<b>245</b>	
<b>10 JESSIE GREEN, WR, Tulsa</b> . . . . .	<b>274</b>	

11	CURTIS LEAK, WR, Johnson C. Smith . . . . .	301
<b>12 MEL JACKSON, G, Southern California</b> . . . . .	<b>328</b>	
13	BRADLEY BOWMAN, DB, Southern Mississippi . . . . .	355
14	JOHN HENSON, RB, Cal Poly-San Luis Obispo . . . . .	386
15	JERRY DANDRIDGE, LB, Memphis State . . . . .	413
16	MIKE TIMMERMAN, G, Northern Iowa . . . . .	440
17	RAY HALL, TE, Cal Poly-San Luis Obispo . . . . .	467

## 1977

May 3-4, 1977		<i>Drafted 9th-11th-10th</i>
<b>1a MIKE BUTLER, DE, Kansas</b> . . . . .	<b>9</b>	
<b>1b EZRA JOHNSON, DE, Morris Brown</b> . . . . .	<b>28</b>	
	(from Oakland Raiders, compensation for Ted Hendricks)	
<b>2 GREG KOCH, T, Arkansas</b> . . . . .	<b>39</b>	
3	(to Houston Oilers in Lynn Dickey trade) . . . . .	66
3	RICK SCRIBNER, G, Idaho State . . . . .	74
	(from Denver Broncos in Bill Bain trade)	
4	(to Pittsburgh Steelers in Bob Barber trade) . . . . .	93
<b>5 NATE SIMPSON, RB, Tennessee State</b> . . . . .	<b>122</b>	
<b>6 TIM MORESCO, DB, Syracuse</b> . . . . .	<b>149</b>	
<b>7a DERREL GOFORTH, C, Oklahoma State</b> . . . . .	<b>172</b>	
	(from New York Giants in Joe Danelo trade)	
7b	RELL TIPTON, G, Baylor . . . . .	176
<b>8 DAVID WHITEHURST, QB, Furman</b> . . . . .	<b>206</b>	
9	JOEL MULLINS, T, Arkansas State . . . . .	233
<b>10 JIM CULBREATH, RB, Oklahoma</b> . . . . .	<b>260</b>	
<b>11 TERRY RANDOLPH, DB, American International</b> . . . . .	<b>290</b>	
12	(to Oakland Raiders in Ollie Smith trade) . . . . .	317

## 1978

May 2-3, 1978		<i>Drafted 6th</i>
<b>1a JAMES LOFTON, WR, Stanford</b> . . . . .	<b>6</b>	
<b>1b JOHN ANDERSON, LB, Michigan</b> . . . . .	<b>26</b>	
	(from Oakland Raiders in Mike McCoy trade)	
<b>2 MIKE HUNT, LB, Minnesota</b> . . . . .	<b>34</b>	
<b>3 ESTUS HOOD, DB, Illinois State</b> . . . . .	<b>62</b>	
4	(forfeited)	
<b>5a MIKE DOUGLASS, LB, San Diego State</b> . . . . .	<b>116</b>	
5b	WILLIE WILDER, RB, Florida . . . . .	128
	(from Pittsburgh Steelers in Dave Pureifory trade)	
<b>6 LEOTIS HARRIS, G, Arkansas</b> . . . . .	<b>144</b>	
7	GEORGE PLASKETES, LB, Mississippi . . . . .	172
<b>8 DENNIS SPROUL, QB, Arizona State</b> . . . . .	<b>200</b>	
9	KEITH MYERS, QB, Utah State . . . . .	228
10a	LARRY KEY, RB, Florida State . . . . .	256
10b	MARK TOTTEN, C, Florida . . . . .	259
	(from New York Giants in 1976 Joe Danelo trade)	
<b>11 TERRY JONES, DT, Alabama</b> . . . . .	<b>284</b>	
12	EASON RAMSON, TE, Washington State . . . . .	312

## 1979

May 3-4, 1979		<i>Drafted alternately 15th-16th</i>
<b>1 EDDIE LEE IVERY, RB, Georgia Tech</b> . . . . .	<b>15</b>	
<b>2 STEVE ATKINS, RB, Maryland</b> . . . . .	<b>44</b>	
<b>3 CHARLES JOHNSON, DT, Maryland</b> . . . . .	<b>71</b>	
4	(to New York Jets in Carl Barzilauskas trade) . . . . .	98
5	(to New York Jets in Carl Barzilauskas trade) . . . . .	125
<b>6 DAVIE SIMMONS, LB, North Carolina</b> . . . . .	<b>153</b>	
<b>7a HENRY MONROE, DB, Mississippi State</b> . . . . .	<b>180</b>	
<b>7b RICH WINGO, LB, Alabama</b> . . . . .	<b>184</b>	
	(from San Diego Chargers in Willie Buchanan trade)	



James Lofton, Stanford, 1978

1979 continued

8a **RON CASSIDY, WR, Utah State** ..... 193  
 (from San Francisco 49ers in Steve Knutson trade)

8b **RICK PARTRIDGE, P, Utah** ..... 208

9 **JOHN THOMPSON, TE, Utah State** ..... 235

10 **FRANK LOCKETT, WR, Nebraska** ..... 264

11 **MARK THORSON, DB, Ottawa (Kan.)** ..... 290

12 **BILL MOATS, P, South Dakota** ..... 318

1980

April 29-30, 1980 *Drafted alternately 4th-6th-5th*

1a **BRUCE CLARK, DT, Penn State** ..... 4

1b **GEORGE CUMBY, LB, Oklahoma** ..... 26  
 (from San Diego Chargers in 1979 Willie Buchanon trade)

2 **MARK LEE, DB, Washington** ..... 34

3 **FRED KITSON, G, Wake Forest** ..... 61

4 **FRANK NIXON, WR, Oklahoma** ..... 87

5 (to Los Angeles Rams in Rick Nuzum trade) ..... 137

6 **KARL SWANKE, T/C, Boston College** ..... 143

7 **BUDDY AYDELETTE, T, Alabama** ..... 169

8 **TIM SMITH, S, Oregon State** ..... 199

9 **KELLY SAALFELD, C, Nebraska** ..... 226

10 **JAFUS WHITE, S, Texas A&I** ..... 253

11 **RICKY SKILES, LB, Louisville** ..... 282

12 **JAMES STEWART, DB, Memphis State** ..... 310

1981

April 28-29, 1981 *Drafted alternately 6th-7th*

1 **RICH CAMPBELL, QB, California** ..... 6

2 **GARY LEWIS, TE, Texas-Arlington** ..... 35

3 **RAY STACHOWICZ, P, Michigan State** ..... 62

4 (to Washington Redskins in draft-day trade) ..... 90

4 **RICHARD TURNER, DT, Oklahoma** ..... 105  
 (from Washington Redskins in draft-day trade)

5 **BYRON BRAGGS, DT, Alabama** ..... 117  
 (from Washington Redskins in draft-day trade)

5 (to Los Angeles Rams in Mike Wellman trade) ..... 132

6 (to New York Giants in Randy Dean trade) ..... 145

7 **BILL WHITAKER, DB, Missouri** ..... 172

8 **LARRY WERTS, LB, Jackson State** ..... 200

9 **TIM HUFFMAN, T, Notre Dame** ..... 227

10 **NICKIE HALL, QB, Tulane** ..... 255

11 **FORREST VALORA, LB, Oklahoma** ..... 282

12 **CLIFF LEWIS, LB, Southern Mississippi** ..... 311

1982

April 27-28, 1982 *Drafted alternately 14th-13th-16th-15th*

1 **RON HALLSTROM, G, Iowa** ..... 22

2 (to San Diego Chargers in John Jefferson trade) ..... 40

3 **DEL RODGERS, RB, Utah** ..... 71

4 **ROBERT BROWN, LB, Virginia Tech** ..... 98

5 **MIKE MEADE, FB, Penn State** ..... 126

6 **CHET PARLAVECCHIO, LB, Penn State** ..... 152

7 **JOE WHITLEY, DB, Texas-El Paso** ..... 183

8 **THOMAS BOYD, LB, Alabama** ..... 210

9 **CHARLES RIGGINS, DE, Bethune-Cookman** ..... 237

10 **EDDIE GARCIA, K, Southern Methodist** ..... 264

11 **JOHN MACAULAY, C, Stanford** ..... 294

12 **PHILLIP EPPS, WR, Texas Christian** ..... 321

1983

April 26-27, 1983 *Drafted 20th*

1 **TIM LEWIS, CB, Pittsburgh** ..... 11  
 (from New Orleans Saints for Bruce Clark)

1 (to San Diego Chargers in John Jefferson trade) ..... 20

2 **DAVE DRECHSLER, G, North Carolina** ..... 48

3 (to Houston Oilers in Angelo Fields trade) ..... 58

4 **MIKE MILLER, WR, Tennessee** ..... 104

5 **BRYAN THOMAS, RB, Pittsburgh** ..... 132

6 **RON SAMS, G, Pittsburgh** ..... 160

7 **JESSIE CLARK, FB, Arkansas** ..... 188

8 **CARLTON BRISCOE, DB, McNeese State** ..... 216

9 **ROBIN HAM, C, West Texas State** ..... 243

10a **BYRON WILLIAMS, WR, Texas-Arlington** ..... 253  
 (from Houston Oilers in Mark Koncar trade)

10b **JIMMY THOMAS, DB, Indiana** ..... 271

11 **BUCKY SCRIBNER, P, Kansas** ..... 299

12 **JOHN HARVEY, DT, Southern California** ..... 327

1984

May 1-2, 1984 *Drafted alternately 12th-11th-16th-15th-14th-13th*

1 **ALPHONSO CARREKER, DE, Florida State** ..... 12

2 (to San Diego Chargers in John Jefferson trade) ..... 39

3 **DONNIE HUMPHREY, DE, Auburn** ..... 72

4 **JOHN DORSEY, LB, Connecticut** ..... 99

5 **TOM FLYNN, S, Pittsburgh** ..... 126

6 **RANDY WRIGHT, QB, Wisconsin** ..... 153

7 **DARYLL JONES, DB, Georgia** ..... 181

8 (to Denver Broncos in Greg Boyd trade) ..... 207

9 (to Kansas City Chiefs in Charlie Gettey trade) ..... 240

10 **GARY HOFFMAN, T, Santa Clara** ..... 267

11 **MARK CANNON, C, Texas-Arlington** ..... 294

12a **LENNY TAYLOR, WR, Tennessee** ..... 313  
 (from San Diego Chargers in Derrel Goufournier trade)

12b **MARK EMANS, LB, Bowling Green** ..... 323

1984 USFL SUPPLEMENTAL

June 5, 1984

1 **BUFORD JORDAN, RB, McNeese State (New Orleans Breakers)** ..... 12

2 **CHUCK CLANTON, DB, Auburn (Birmingham Stallions)** ..... 39

3 **JOHN SULLIVAN, DB, California (Oakland Invaders)** ..... 72

1985

April 30-May 1, 1985 *Drafted alternately 14th-13th-15th*

1 **KEN RUETTGERS, T, Southern California** ..... 7  
 (from Buffalo Bills in draft-day trade)

1 (to Buffalo Bills in draft-day trade) ..... 14

2 (to Buffalo Bills in draft-day trade) ..... 22

3 **RICH MORAN, C/G, San Diego State** ..... 71

4 **WALTER STANLEY, WR, Mesa State** ..... 98

5 **BRIAN NOBLE, LB, Arizona State** ..... 125

6 **MARK LEWIS, TE, Texas A&M** ..... 155

7a **ERIC WILSON, LB, Maryland** ..... 171  
 (from Minnesota Vikings in Jan Stenerud trade)

7b **GARY ELLERSON, QB, Wisconsin** ..... 182

8 **KEN STILL, S, Wisconsin** ..... 209

9 **MORRIS JOHNSON, G, Alabama A&M** ..... 239

10 **RONNIE BURGESS, CB, Wake Forest** ..... 266

11 **JOE SHIELD, QB, Trinity (Conn.)** ..... 294

12 **JIM MEYER, P, Arizona State** ..... 323

1986

April 29-30, 1986 *Drafted alternately 15th-14th-17th-16th*

1 (to San Diego Chargers in Mossy Cade trade) ..... 14

2 **KENNETH DAVIS, RB, Texas Christian** ..... 41

3 **ROBBIE BOSCO, QB, Brigham Young** ..... 72

4a **TIM HARRIS, LB, Memphis State** ..... 84  
 (from Buffalo Bills in 1985 draft-day trade)

4b **DAN KNIGHT, T, San Diego State** ..... 98

5 **MATT KOART, DE, Southern California** ..... 125

6 **BURNELL DENT, LB, Tulane** ..... 143  
 (from St. Louis Cardinals in Scott Brunner trade)

6 (to Denver Broncos in Scott Brunner trade) ..... 151

7 **ED BERRY, DB, Utah State** ..... 183

8 **MICHAEL CLINE, NT, Arkansas State** ..... 210

9 **BRENT MOORE, LB, Southern California** ..... 236

10 **GARY SPANN, LB, Texas Christian** ..... 263

11 (to Cincinnati Bengals in Mike Obravac trade) ..... 294

12 (to Buffalo Bills in Preston Dennard trade) ..... 331

1987

April 28-29, 1987 *Drafted alternately 4th-3rd-5th*

1 **BRENT FULLWOOD, RB, Auburn** ..... 4

2 (to Atlanta Falcons in draft-day trade) ..... 31

2 **JOHNNY HOLLAND, LB, Texas A&M** ..... 41  
 (from Atlanta Falcons in draft-day trade)

3a **DAVE CROSTON, T, Iowa** ..... 61

3b **SCOTT STEPHEN, LB, Arizona State** ..... 69  
 (from Atlanta Falcons in draft-day trade)

3c **FRANKIE NEAL, WR, Fort Hays State** ..... 71  
 (from Los Angeles Raiders in James Lofton trade)

4 **LORENZO FREEMAN, DT, Pittsburgh** ..... 89

5 (to San Diego Chargers in 1985 Mossy Cade trade) ..... 115

6 **WILLIE MARSHALL, WR, Temple** ..... 145

7a **TONY LEIKER, DT, Stanford** ..... 172

7b **BILL SMITH, P, Mississippi** ..... 191  
 (from Cleveland Browns in 1985 John Jefferson trade)

8 **JEFF DROST, DT, Iowa** ..... 198

9 **GREGG HARRIS, G, Wake Forest** ..... 228

10 **DON MAJKOWSKI, QB, Virginia** ..... 255

11 **PATRICK SCOTT, WR, Grambling State** ..... 282

12 (to Seattle Seahawks in 1986 Dan Ross trade) ..... 312

12 **NORMAN JEFFERSON, DB, Louisiana State** ..... 335  
 (from New York Giants in Phil McConkey trade)

April 24-25, 1988	Drafted 7th
1 STERLING SHARPE, WR, South Carolina . . . . .	7
2 SHAWN PATTERSON, DE, Arizona State . . . . .	34
3 KEITH WOODSIDE, RB, Texas A&M . . . . .	61
4a ROLLIN PUTZIER, NT, Oregon . . . . .	88
(from Los Angeles Raiders in 1987 James Lofton trade)	
4b CHUCK CECIL, S, Arizona . . . . .	89
5 DARRELL REED, LB, Oklahoma . . . . .	116
6 NATE HILL, DE, Auburn . . . . .	144
7 GARY RICHARD, CB, Pittsburgh . . . . .	173
8 PATRICK COLLINS, RB, Oklahoma . . . . .	200
9 NEAL WILKINSON, TE, James Madison . . . . .	228
10 BUD KEYES, QB, Wisconsin . . . . .	256
11 (to Seattle Seahawks in 1987 Dave Brown trade) . . . . .	284
12 SCOTT BOLTON, WR, Auburn . . . . .	312

## 1989

April 23-24, 1989	Drafted alternately 2nd-3rd
1 TONY MANDARICH, T, Michigan State . . . . .	2
2 (to Cleveland Browns in selection swap and for Herman Fontenot) . . . . .	31
3a MATT BROCK, DE, Oregon . . . . .	58
3b ANTHONY DILWEG, QB, Duke . . . . .	74
(from Cleveland Browns in draft-day trade)	
4 JEFF GRAHAM, QB, Long Beach State . . . . .	87
(traded to Washington Redskins)	
5 (to Cleveland Browns in draft-day trade) . . . . .	114
5a JEFF QUERY, WR, Millikin . . . . .	124
(from Washington Redskins in draft-day trade)	
5b VINCE WORKMAN, RB, Ohio State . . . . .	127
(from Cleveland Browns in draft-day trade)	
6 CHRIS JACKE, K, Texas-El Paso . . . . .	142
7 MARK HALL, DE, Southwestern Louisiana . . . . .	169
8a THOMAS KING, S, Southwestern Louisiana . . . . .	198
8b BRIAN SHULMAN, P, Auburn . . . . .	206
(from Washington Redskins in draft-day trade)	
9 SCOTT KIRBY, T, Arizona State . . . . .	225
10 BEN JESSIE, CB, Southwest Texas State . . . . .	254
11 CEDRIC STALLWORTH, CB, Georgia Tech . . . . .	281
12 STAN SHIVER, S, Florida State . . . . .	310

## 1990

April 22-23, 1990	Drafted alternately 21st-23rd-22nd
1a TONY BENNETT, LB, Mississippi . . . . .	18
(from Cleveland Browns in 1989 draft-day trade)	
1b DARRELL THOMPSON, RB, Minnesota . . . . .	19
2 LeROY BUTLER, DB, Florida State . . . . .	48
3 BOBBY HOUSTON, LB, North Carolina State . . . . .	75
4 JACKIE HARRIS, TE, Northeast Louisiana . . . . .	102
5 CHARLES WILSON, WR, Memphis State . . . . .	132
6 BRYCE PAUP, LB, Northern Iowa . . . . .	159
7 LESTER ARCHAMBEAU, DE, Stanford . . . . .	186
8 ROGER BROWN, CB, Virginia Tech . . . . .	215
9 KIRK BAUMGARTNER, QB, Wisconsin-Stevens Point . . . . .	242
10 JEROME MARTIN, S, Western Kentucky . . . . .	269
11 HARRY JACKSON, FB, St. Cloud State . . . . .	299
12 KIRK MAGGIO, P, UCLA . . . . .	325

## 1991

April 21-22, 1991	Drafted alternately 9th-8th-7th-12th-11th-10th
1 (to Philadelphia Eagles in 1991 draft-day trade) . . . . .	8
1 VINNIE CLARK, CB, Ohio State . . . . .	19
(from Philadelphia Eagles in draft-day trade)	
2 ESERA TUAOLO, NT, Oregon State . . . . .	35
(to New York Jets in draft-day trade) . . . . .	
3a DON DAVEY, DE, Wisconsin . . . . .	67
(from New York Jets in draft-day trade)	
3b CHUCK WEBB, RB, Tennessee . . . . .	81
(from San Francisco 49ers in draft-day trade)	
4 (to San Francisco 49ers in draft-day trade) . . . . .	95
5 (to Miami Dolphins in draft-day trade) . . . . .	121
5 (to San Francisco 49ers in draft-day trade) . . . . .	122
5 JEFF FITE, P, Memphis State . . . . .	135
(from Miami Dolphins in draft-day trade)	
6a WALTER DEAN, RB, Grambling State . . . . .	149
6b JOE GARTEN, C/G, Colorado . . . . .	164
(from Miami Dolphins in draft-day trade)	
7a FRANK BLEVINS, LB, Oklahoma . . . . .	169
(from Cleveland Browns for Brent Fullwood)	
7b REGGIE BURNETTE, LB, Houston . . . . .	176
8 JOHNNY WALKER, WR, Texas . . . . .	203
9 DEAN WITKOWSKI, LB, North Dakota . . . . .	229

10 RAPIER PORTER, TE, Arkansas-Pine Bluff . . . . .	262
11 J.J. WIERENGA, DE, Central Michigan . . . . .	289
12 LINZY COLLINS, WR, Missouri . . . . .	316

## 1992

April 26-27, 1992	Drafted alternately 5th-7th-6th
1 TERRELL BUCKLEY, CB, Florida State . . . . .	5
(from Philadelphia Eagles in 1991 draft-day trade, later traded to Atlanta for Brett Favre; Atlanta then dealt choice to Dallas) . . . . .	
2 MARK D'ONOFRIO, LB, Penn State . . . . .	34
(from San Francisco for Tim Harris, later traded back to 49ers for Mike Holmgren) . . . . .	
3 ROBERT BROOKS, WR, South Carolina . . . . .	62
(to San Francisco 49ers in draft-day trade) . . . . .	
4 EDGAR BENNETT, RB, Florida State . . . . .	103
(from San Francisco 49ers in draft-day trade)	
5a DEXTER McNABB, FB, Florida . . . . .	119
5b ORLANDO McKAY, WR, Washington . . . . .	130
(from San Francisco 49ers in draft-day trade)	
6 (to Phoenix Cardinals for Tootie Robinson) . . . . .	146
6 MARK CHMURA, TE, Boston College . . . . .	157
(from San Francisco 49ers in draft-day trade)	
7 (to Los Angeles Raiders in draft-day trade) . . . . .	173
7 CHRIS HOLDER, WR, Tuskegee . . . . .	190
(from Los Angeles Raiders in draft-day trade)	
8 (to San Francisco 49ers in draft-day trade) . . . . .	203
9a TY DETMER, QB, Brigham Young . . . . .	230
9b SHAZZON BRADLEY, NT, Tennessee . . . . .	240
(from Los Angeles Raiders in draft-day trade)	
10 ANDREW OBERG, T, North Carolina . . . . .	257
11 GABE MOKWUAH, LB, American International . . . . .	287
12 BRETT COLLINS, LB, Washington . . . . .	314

## 1993

April 25-26, 1993	Drafted alternately 15th-17th-16th
1a WAYNE SIMMONS, LB, Clemson . . . . .	15
1b GEORGE TEAGUE, S, Alabama . . . . .	29
(from Dallas Cowboys in draft-day trade)	
2 (to Dallas Cowboys in draft-day trade) . . . . .	46
2 (to Dallas Cowboys in draft-day trade) . . . . .	54
3 (to Los Angeles Raiders in draft-day trade) . . . . .	72
3 EARL DOTSON, T, Texas A&I . . . . .	81
(from Los Angeles Raiders in draft-day trade)	
4 (to Dallas Cowboys in draft-day trade) . . . . .	94
4 (to New England Patriots for John Stephens) . . . . .	99
4 (to Chicago Bears in draft-day trade) . . . . .	112
5a MARK BRUNELL, QB, Washington . . . . .	118
(from Chicago Bears in draft-day trade)	
5b JAMES WILLIS, LB, Auburn . . . . .	119
(from Tampa Bay Buccaneers for Vince Workman)	
5 (to New York Jets for Ken O'Brien) . . . . .	129
6a DOUG EVANS, CB, Louisiana Tech . . . . .	141
(from Seattle Seahawks for Dave McClughan)	
6b PAUL HUTCHINS, T, Western Michigan . . . . .	152
(from Los Angeles Raiders in draft-day trade)	
6c TIM WATSON, S, Howard . . . . .	156
7 BOB KUBERSKI, DT, Navy . . . . .	183
8 (to Dallas Cowboys in draft-day trade) . . . . .	213

## 1994

April 24-25, 1994	Drafted alternately 20th-19th-18th-17th-16th
1 AARON TAYLOR, G, Notre Dame . . . . .	16
(from Miami Dolphins in draft-day trade)	
1 (to Miami Dolphins in draft-day trade) . . . . .	20
2 (to San Francisco 49ers in draft-day trade) . . . . .	53
3 LeSHON JOHNSON, RB, Northern Illinois . . . . .	84
(from San Francisco 49ers in draft-day trade)	
3 (to Miami Dolphins in draft-day trade) . . . . .	89
4 (to Los Angeles Raiders in draft-day trade) . . . . .	120
4 GABE WILKINS, DE, Gardner-Webb . . . . .	126
(from Los Angeles Raiders in draft-day trade)	
5a TERRY MICKENS, WR, Florida A&M . . . . .	146
5b DORSEY LEVENS, RB, Georgia Tech . . . . .	149
(from San Francisco 49ers in draft-day trade)	
6a JAY KEARNEY, WR, West Virginia . . . . .	169
(from Los Angeles Raiders in draft-day trade)	
6b RUFFIN HAMILTON, LB, Tulane . . . . .	175
(from San Francisco 49ers in draft-day trade)	
6c BILL SCHROEDER, WR, Wisconsin-La Crosse . . . . .	181
6d PAUL DUCKWORTH, LB, Connecticut . . . . .	190
(from San Francisco 49ers in draft-day trade)	
7 (to Denver Broncos in 1993 Doug Widell trade) . . . . .	212

1995

April 22-23, 1995 *Drafted alternately 22nd-21st-20th-19th-18th-17th*

1 (to Carolina Panthers in draft-day trade) . . . . . 22

**1 CRAIG NEWSOME, CB, Arizona State** . . . . . 32  
(from Carolina Panthers in draft-day trade)

2 (to Miami Dolphins in Keith Jackson/Mark Ingram trades) . . . 53

**3a DARIUS HOLLAND, DT, Colorado** . . . . . 65  
(from Carolina Panthers in draft-day trade)

**3b WILLIAM HENDERSON, FB, North Carolina** . . . 66  
(from Jacksonville Jaguars in Mark Brunell trade)

**3c BRIAN WILLIAMS, LB, Southern California** . . . 73  
(from Seattle Seahawks for RFA Corey Harris)

3 (to Cleveland Browns in draft-day trade) . . . . . 84

**3d ANTONIO FREEMAN, WR, Virginia Tech** . . . . 90  
(from Cleveland Browns in draft-day trade)

4 JEFF MILLER, T, Mississippi . . . . . 117

5 (to Los Angeles Raiders in Charles Jordan trade) . . . . . 152

5a JAY BARKER, QB, Alabama . . . . . 160  
(from Cleveland Browns in draft-day trade)

**5b TRAVIS JERVEY, RB, The Citadel** . . . . . 170  
(from Jacksonville Jaguars in Mark Brunell trade)

6 CHARLIE SIMMONS, WR, Georgia Tech . . . . . 173  
(from Carolina Panthers in draft-day trade)

6 (to Carolina Panthers in draft-day trade) . . . . . 188

**7 ADAM TIMMERMAN, G, South Dakota State** . 230

1996

April 20-21, 1996 *Drafted alternately 27th-26th*

**1 JOHN MICHELS, T, Southern California** . . . . . 27

**2 DERRICK MAYES, WR, Notre Dame** . . . . . 56

3a MIKE FLANAGAN, C, UCLA . . . . . 90

**3b TYRONE WILLIAMS, CB, Nebraska** . . . . . 93  
(free agency compensatory pick)

4 CHRIS DARKINS, RB, Minnesota . . . . . 123

5 (to Kansas City Chiefs for Lindsay Knapp) . . . . . 161

6 (to Philadelphia Eagles for Joe Sims) . . . . . 197

6 MARCO RIVERA, G, Penn State . . . . . 208  
(free agency compensatory pick)

7a KYLE WACHHOLTZ, QB, Southern California . . . 240

**7b KEITH MCKENZIE, LB, Ball State** . . . . . 252  
(free agency compensatory pick)

1997

April 19-20, 1997 *Drafted 30th*

**1 ROSS VERBA, T, Iowa** . . . . . 30

**2 DARREN SHARPER, S, William & Mary** . . . . . 60

3 BRETT CONWAY, K, Penn State . . . . . 90

**4 JERMAINE SMITH, DT, Georgia** . . . . . 126

5 ANTHONY HICKS, LB, Arkansas . . . . . 160

6 (to Oakland Raiders in draft-day trade) . . . . . 193

7a CHRIS MILLER, WR, Southern California . . . . . 213  
(from Oakland Raiders)

7b JERALD SOWELL, FB, Tulane . . . . . 231

7c RONNIE McADA, QB, Army . . . . . 240  
(free agency compensatory pick)

1998

April 18-19, 1998 *Drafted 29th*

**1 VONNIE HOLLIDAY, DT, North Carolina** . . . . 19  
(from Miami Dolphins in draft-day trade)

1 (to Miami Dolphins in draft-day trade) . . . . . 29

2 (to Miami Dolphins in draft-day trade) . . . . . 60

**3 JONATHAN BROWN, DE, Tennessee** . . . . . 90

**4 ROOSEVELT BLACKMON, CB, Morris Brown** . . 121

**5 COREY BRADFORD, WR, Jackson State** . . . . 150  
(from Kansas City Chiefs for Wayne Simmons)

5 (to Oakland Raiders in draft-day trade) . . . . . 152



Dorsey Levens, Georgia Tech, 1994

**6a SCOTT McGARRAHAN, S, New Mexico** . . . . . 156  
(from Oakland Raiders in draft-day trade)

6 (to Jacksonville Jaguars for Paul Frase) . . . . . 182

**6b MATT HASSELBECK, QB, Boston College** . . . 187  
(free agency compensatory pick)

7 EDWIN WATSON, RB, Purdue . . . . . 218

1998 NFL SUPPLEMENTAL

July 9, 1998

**2 MIKE WAHLE, T, Navy** . . . . . 2

1999

April 17-18, 1999 *Drafted alternately 25th-26th*

**1 ANTUAN EDWARDS, CB, Clemson** . . . . . 25

**2 FRED VINSON, CB, Vanderbilt** . . . . . 47  
(from Seattle Seahawks for Mike Holmgren)

2 (exercised for Mike Wahle in 1998 Supplemental Draft)

**3a MIKE MCKENZIE, CB, Memphis** . . . . . 87

**3b CLETIDUS HUNT, DT, Kentucky State** . . . . 94  
(free agency compensatory pick)

4 (to Buffalo Bills for Darick Holmes) . . . . . 122

4a AARON BROOKS, QB, Virginia . . . . . 131  
(free agency compensatory pick)

4b JOSH BIDWELL, P, Oregon . . . . . 133  
(free agency compensatory pick)

**5a De'MOND PARKER, RB, Oklahoma** . . . . . 159

**5b CRAIG HEIMBURGER, G, Missouri** . . . . . 163  
(from Oakland Raiders)

6 (from Oakland Raiders in 1998 draft-day trade, later traded back to Oakland) . . . . . 188

6a DEE MILLER, WR, Ohio State . . . . . 196

**6b SCOTT CURRY, T, Montana** . . . . . 203  
(free agency compensatory pick)

7a CHRIS AKINS, S, Arkansas-Pine Bluff . . . . . 212  
(from St. Louis Rams for Steve Bono)

**7b DONALD DRIVER, WR, Alcorn State** . . . . . 213  
(from Chicago Bears for Glyn Milburn)

7 (to Detroit Lions for Glyn Milburn) . . . . . 232

2000

April 15-16, 2000 *Drafted alternately 14th-13th-12th, 20th-19th-18th-17th*

**1 BUBBA FRANKS, TE, Miami (Fla.)** . . . . . 14

**2 CHAD CLIFTON, T, Tennessee** . . . . . 44

**3 STEVE WARREN, DT, Nebraska** . . . . . 74

**4a NA'IL DIGGS, LB, Ohio State** . . . . . 98  
(from San Francisco 49ers in draft-day trade)

4 (from New York Jets for Rick Mirer, later traded to San Francisco 49ers) . . . . . 108

4b ANTHONY LUCAS, WR, Arkansas . . . . . 114

**4c GARY BERRY, S, Ohio State** . . . . . 126  
(free agency compensatory pick)

5 (from San Francisco 49ers for Craig Newsome, later traded back to San Francisco 49ers) . . . . . 132

**5a KABEER GBAJA-BIAMILA, DE, San Diego State** 149

5b JOEY JAMISON, WR/KR, Texas Southern . . . . . 151  
(from Seattle in Ahman Green/Fred Vinson trade)

6 (to Seattle in Ahman Green/Fred Vinson trade) . . . . . 185

**7a MARK TAUSCHER, T, Wisconsin** . . . . . 224

7b RON MOORE, DT, Northwestern Okla. State . . . 229  
(from Seattle Seahawks for Derrick Floyd)

**7c CHARLES LEE, WR, Central Florida** . . . . . 242  
(free agency compensatory pick)

**7d EUGENE McCASLIN, LB, Florida** . . . . . 249  
(free agency compensatory pick)

7e RONDELL MEALEY, RB, Louisiana State . . . . . 252  
(free agency compensatory pick)



Donald Driver, Alcorn State, 1999

All-Time Packers Drafts

Community

Admin & Coaches

Veterans

Draft & Free Agents

2017 Review

All-Time Drafts

Lambeau Field

Misc.



2001

April 21-22, 2001 *Drafted alternately 17th-16th-19th-18th*

1 **JAMAL REYNOLDS, DE, Florida State** ..... 10  
 (from Seattle Seahawks in Matt Hasselbeck trade)

1 (to Seattle Seahawks in Matt Hasselbeck trade) ..... 17

2 **ROBERT FERGUSON, WR, Texas A&M** ..... 41  
 (from San Francisco 49ers in pre-draft trade of picks)

2 (to San Francisco 49ers in pre-draft trade of picks) ..... 47

3a **BHAWOH JUE, CB, Penn State** ..... 71  
 (from San Francisco 49ers in pre-draft trade of picks)

3b **TORRANCE MARSHALL, LB, Oklahoma** ..... 72  
 (from Seattle Seahawks in Matt Hasselbeck trade)

3 (to San Francisco 49ers in pre-draft trade of picks) ..... 80

3 (from New Orleans Saints in Aaron Brooks/Lamont Hall/ K.D. Williams trade, later sent to San Francisco 49ers in pre-draft trade of picks) ..... 82

4 BILL FERRARIO, G, Wisconsin ..... 105  
 (from San Francisco 49ers in pre-draft trade of picks)

4 (to Denver Broncos for Nate Wayne) ..... 113

5 (to Philadelphia Eagles for Allen Rossum) ..... 147

6 (to San Francisco 49ers in pre-draft trade of picks) ..... 179

6 **DAVID MARTIN, TE, Tennessee** ..... 198  
 (free agency compensatory pick)

7 (to Denver Broncos for David Bowens) ..... 219

7 (from St. Louis Rams in 1999 Mike Morton trade, later sent to San Francisco 49ers in pre-draft trade of picks) ..... 222

2002

April 20-21, 2002 *Drafted alternately 28th-27th*

1 **JAVON WALKER, WR, Florida State** ..... 20  
 (from Seattle Seahawks in draft-day trade)

1 (to Seattle Seahawks in draft-day trade) ..... 28

2 (to Seattle Seahawks in draft-day trade) ..... 60

3 **MARQUES ANDERSON, S, UCLA** ..... 92

4 (to New England in Terry Glenn trade) ..... 126

4 **NAJEH DAVENPORT, FB, Miami (Fla.)** ..... 135  
 (free agency compensatory pick)

5a **AARON KAMPMAN, DL, Iowa** ..... 156  
 (from Seattle Seahawks in draft-day trade)

5b CRAIG NALL, QB, Northwestern (La.) State ..... 164

6 MIKE HOUGHTON, G/T, San Diego State ..... 200

7 (to Tennessee Titans for Rod Walker) ..... 240

2003

April 26-27, 2003 *Drafted alternately 29th-30th*

1 **NICK BARNETT, LB, Oregon State** ..... 29

2 (to Philadelphia Eagles in Al Harris trade) ..... 62

3 **KENNY PETERSON, DT, Ohio State** ..... 79  
 (from Buffalo Bills in draft-day trade)

3 (to Buffalo Bills in draft-day trade) ..... 94

4 (to Buffalo Bills in draft-day trade) ..... 127  
 (originally obtained in Al Harris trade)

4 (to New England Patriots in Terry Glenn trade) ..... 128

5a **JAMES LEE, DT, Oregon State** ..... 147  
 (from Seattle Seahawks in draft-day trade)

5 (to Seattle Seahawks in draft-day trade) ..... 165

5b HUNTER HILLENMEYER, LB, Vanderbilt ..... 166  
 (from Philadelphia Eagles in draft-day trade)

6 (to Philadelphia Eagles in draft-day trade) ..... 185  
 (from Washington Redskins for RFA Matt Bowen)

6 (to Seattle Seahawks in draft-day trade) ..... 203

6 BRENNAN CURTIN, T, Notre Dame ..... 212  
 (free agency compensatory pick)

7 (to Philadelphia Eagles in draft-day trade) ..... 244

7a CHRIS JOHNSON, CB, Louisville ..... 245  
 (from Philadelphia Eagles for 2004 sixth-round pick)

7b DeANDREW RUBIN, WR/KR, South Florida ..... 253  
 (free agency compensatory pick)

7c CARL FORD, WR, Toledo ..... 256  
 (free agency compensatory pick)

7d STEVE JOSUE, LB, Carson-Newman ..... 257  
 (free agency compensatory pick)

2004

April 24-25, 2004 *Drafted alternately 25th-24th-23rd-22nd-21st-20th*

1 **AHMAD CARROLL, CB, Arkansas** ..... 25

2 (to Jacksonville Jaguars in draft-day trade) ..... 55

3a **JOEY THOMAS, CB, Montana State** ..... 70  
 (from Jacksonville Jaguars in draft-day trade)

3b DONNELL WASHINGTON, DT, Clemson ..... 72  
 (from Jacksonville Jaguars in draft-day trade)

3 (to Jacksonville Jaguars in draft-day trade) ..... 86

3c B.J. SANDER, P, Ohio State ..... 87  
 (from Miami Dolphins in draft-day trade)

4 (to Miami Dolphins in draft-day trade) ..... 102  
 (originally obtained from Jacksonville Jaguars)

4 (to Jacksonville Jaguars in draft-day trade) ..... 118

5 (to Miami Dolphins in draft-day trade) ..... 153

6 **COREY WILLIAMS, DT, Arkansas State** ..... 179  
 (from San Francisco 49ers in draft-day trade)

6 (to Philadelphia Eagles in 2003 draft-day trade) ..... 185

6 (to San Francisco 49ers in draft-day trade) ..... 188  
 (originally obtained from Dallas in 2003 for Terry Glenn)

7 (to San Francisco 49ers in draft-day trade) ..... 226

7 **SCOTT WELLS, C, Tennessee** ..... 251  
 (free agency compensatory pick)

2005

April 23-24, 2005 *Drafted alternately 24th-26th-25th*

1 **AARON RODGERS, QB, California** ..... 24

2a **NICK COLLINS, S/CB, Bethune-Cookman** ..... 51  
 (from New Orleans Saints in Mike McKenzie trade)

2b **TERRENCE MURPHY, WR/KR, Texas A&M** ..... 58

3 (to Carolina Panthers in draft-day trade) ..... 89

4a **MARVIEL UNDERWOOD, S, San Diego State** ..... 115  
 (from Carolina Panthers in draft-day trade)

4b **BRADY POPPINGA, LB, Brigham Young** ..... 125

4 (to Philadelphia Eagles in draft-day trade) ..... 126  
 (originally obtained from Carolina in draft-day trade)

5a **JUNIUS COSTON, C, North Carolina A&T** ..... 143  
 (from Oakland Raiders for Marques Anderson)

5 (to Kansas City Chiefs for R-Kal Truluck) ..... 152

5b **MIKE HAWKINS, CB, Oklahoma** ..... 167  
 (from Philadelphia Eagles in draft-day trade)

6 (to New England Patriots in draft-day trade) ..... 175  
 (originally obtained from Philadelphia in draft-day trade)

6a **MICHAEL MONTGOMERY, DE, Texas A&M** ..... 180  
 (from Oakland Raiders for Marques Anderson)

6b CRAIG BRAGG, WR, UCLA ..... 195  
 (from New England Patriots in draft-day trade)

6 (to Kansas City Chiefs for R-Kal Truluck) ..... 199

7 (to Kansas City Chiefs in 2003 Derek Combs trade) ..... 238

7a KURT CAMPBELL, LB, Albany ..... 245  
 (from Philadelphia Eagles in draft-day trade)

7b **WILLIAM WHITTICKER, G, Michigan State** ..... 246  
 (from New England Patriots in draft-day trade)

2006

April 29-30, 2006 *Drafted alternately 5th-4th-3rd-7th-6th*

1 **A.J. HAWK, LB, Ohio State** ..... 5

2 (to New England Patriots in draft-day trade) ..... 36

2 (from Denver for WR Javon Walker in draft-day trade; choice subsequently traded to Atlanta Falcons) ..... 37

2a **DARYN COLLEDGE, T/G, Boise State** ..... 47  
 (from Atlanta Falcons in draft-day trade)

2b **GREG JENNINGS, WR, Western Michigan** ..... 52  
 (from New England Patriots in draft-day trade)

3a **ABDUL HODGE, LB, Iowa** ..... 67

3 **JASON SPITZ, G/C, Louisville** ..... 75  
 (from New England Patriots in draft-day trade)

3 (to St. Louis Rams in draft-day trade) ..... 93  
 (pick originally obtained from Atlanta Falcons in draft-day trade)

4a CORY RODGERS, WR/KR, Texas Christian ..... 104

4 (to Philadelphia Eagles in draft-day trade) ..... 109  
 (pick originally obtained from St. Louis Rams)



Aaron Rodgers,  
California,  
2005

2006 continued

**4b WILL BLACKMON, CB, Boston College** . . . . .115  
 (from Philadelphia Eagles in draft-day trade)  
 5 (to Atlanta Falcons in draft-day trade) . . . . .139

**5a INGLE MARTIN, QB, Furman** . . . . .148  
 (from Atlanta Falcons in draft-day trade)

**5b TONY MOLL, T, Nevada** . . . . .165  
 (free agency compensatory pick)  
 6 (to New Orleans in 2004 Mike McKenzie trade) . . . . .174

**6a JOHNNY JOLLY, DT, Texas A&M** . . . . .183  
 (from St. Louis Rams in draft-day trade)

**6b TYRONE CULVER, S, Fresno State** . . . . .185  
 (from Philadelphia Eagles in draft-day trade)  
 7 (to Miami Dolphins in 2004 Brad Bedell trade) . . . . .212  
 7 DAVE TOLLEFSON, DE, Northwest Missouri State . . . . .253  
 (free agency compensatory pick)

2007

April 28-29, 2007 *Drafted alternately 16th-15th-14th-13th-20th-19th-18th*

**1 JUSTIN HARRELL, DT, Tennessee** . . . . .16  
 2 (to N.Y. Jets in draft-day trade) . . . . .47

**2 BRANDON JACKSON, RB, Nebraska** . . . . .63  
 (from N.Y. Jets in draft-day trade)

**3a JAMES JONES, WR, San Jose State** . . . . .78

**3b AARON ROUSE, SS, Virginia Tech** . . . . .89  
 (from N.Y. Jets in draft-day trade)  
 4 (to Pittsburgh in draft-day trade) . . . . .112

**4 ALLEN BARBRE, T/G, Missouri Southern St.** . . . .119  
 (from Pittsburgh Steelers in draft-day trade)

**5 DAVID CLOWNEY, WR, Virginia Tech** . . . . .157

**6a KOREY HALL, FB, Boise State** . . . . .191  
 (from N.Y. Jets in draft-day trade)

**6b DESMOND BISHOP, LB, California** . . . . .192  
 (from Pittsburgh Steelers in draft-day trade)

**6c MASON CROSBY, K, Colorado** . . . . .193

**7a DeSHAWN WYNN, RB, Florida** . . . . .228  
 7 (to N.Y. Jets in draft-day trade) . . . . .235  
 (originally obtained in Steve Morley trade)

**7b CLARK HARRIS, TE, Rutgers** . . . . .243  
 (free agency compensatory pick)

2008

April 26-27, 2008 *Drafted alternately 30th-29th-28th*

**1 (to N.Y. Jets in draft-day trade)** . . . . .30

**2a JORDY NELSON, WR, Kansas State** . . . . .36  
 (from N.Y. Jets in draft-day trade)

**2b BRIAN BROHM, QB, Louisville** . . . . .56  
 (from Cleveland Browns for Corey Williams)

**2c PAT LEE, CB, Auburn** . . . . .60

**3 JERMICHAEL FINLEY, TE, Texas** . . . . .91

**4a JEREMY THOMPSON, DE, Wake Forest** . . . .102  
 (from N.Y. Jets in draft-day trade)  
 4 (to N.Y. Jets in draft-day trade) . . . . .113  
 4 (to St. Louis Rams in draft-day trade) . . . . .128

**4b JOSH SITTON, G, Central Florida** . . . . .135  
 (free agency compensatory pick)  
 5 (to Minnesota Vikings in draft-day trade) . . . . .137

**5 BRENO GIACOMINI, T, Louisville** . . . . .150  
 (from Minnesota Vikings in draft-day trade)  
 5 (to N.Y. Jets in draft-day trade) . . . . .162  
 6 (to N.Y. Giants for Ryan Grant) . . . . .194

**7a MATT FLYNN, QB, Louisiana State** . . . . .209  
 (from Minnesota Vikings in draft-day trade)

**7b BRET SWAIN, WR, San Diego State** . . . . .217  
 (from St. Louis Rams in draft-day trade)  
 7 (to New Orleans Saints for 2009 sixth-round choice) . .237

2009

April 25-26, 2009 *Drafted 9th*

**1a B.J. RAJI, NT, Boston College** . . . . .9

**1b CLAY MATTHEWS, LB, Southern California** . . .26  
 (from New England Patriots in draft-day trade)  
 2 (to New England Patriots in draft-day trade) . . . . .41  
 3 (to New England Patriots in draft-day trade) . . . . .73  
 3 (to New England Patriots in draft-day trade) . . . . .83  
 (pick originally obtained from N.Y. Jets for Brett Favre)

**4 T.J. LANG, G/T, Eastern Michigan** . . . . .109

**5a QUINN JOHNSON, FB, Louisiana State** . . . . .145

**5b JAMON MEREDITH, T, South Carolina** . . . . .162  
 (from New England Patriots in draft-day trade)

**6a JARIUS WYNN, DE, Georgia** . . . . .182  
 (from New Orleans Saints in 2008 draft-day trade)

**6b BRANDON UNDERWOOD, CB, Cincinnati** . . . .187

**7 BRAD JONES, LB, Colorado** . . . . .218

2010

April 22-24, 2010 *Drafted 23rd*

**1 BRYAN BULAGA, T, Iowa** . . . . .23

**2 MIKE NEAL, DE, Purdue** . . . . .56

**3 MORGAN BURNETT, S, Georgia Tech** . . . . .71  
 (from Philadelphia Eagles in draft-day trade)  
 3 (to Philadelphia Eagles in draft-day trade) . . . . .86  
 4 (to Philadelphia Eagles in draft-day trade) . . . . .122

**5a ANDREW QUARLES, TE, Penn State** . . . . .154

**5b MARSHALL NEWHOUSE, T/G, Texas Christian** . . .169  
 (free agency compensatory pick)

**6 JAMES STARKS, RB, Buffalo** . . . . .193

**7 C.J. WILSON, DE, East Carolina** . . . . .230

2011

April 28-30, 2011 *Drafted 32nd*

**1 DEREK SHERROD, T, Mississippi State** . . . . .32

**2 RANDALL COBB, WR, Kentucky** . . . . .64

**3 ALEX GREEN, RB, Hawai'i** . . . . .96  
 4 (to Denver Broncos in draft-day trade) . . . . .129

**4 DAVON HOUSE, CB, New Mexico State** . . . . .131  
 (free agency compensatory pick)

**5 D.J. WILLIAMS, TE, Arkansas** . . . . .141  
 (from Denver Broncos in draft-day trade)  
 5 (to San Francisco 49ers in draft-day trade) . . . . .163  
 6 (to Miami Dolphins in draft-day trade) . . . . .174  
 (pick originally obtained from San Francisco 49ers in draft-day trade)

**6a CALEB SCHLAUDERAFF, G, Utah** . . . . .179  
 (from Miami Dolphins in draft-day trade)

**6b D.J. SMITH, LB, Appalachian State** . . . . .186  
 (from Denver Broncos in draft-day trade)

**6c RICKY ELMORE, LB, Arizona** . . . . .197  
 7 (to Denver Broncos in draft-day trade) . . . . .204  
 (pick originally obtained from Carolina Panthers)

**7a RYAN TAYLOR, TE, North Carolina** . . . . .218  
 (from Miami Dolphins in draft-day trade)  
 7 (to Miami Dolphins in draft-day trade) . . . . .231  
 (pick originally obtained from San Francisco 49ers in draft-day trade)

**7b LAWRENCE GUY, DE, Arizona State** . . . . .233

2012

April 26-28, 2012 *Drafted 28th*

**1 NICK PERRY, LB, Southern California** . . . . .28

**2a JEREL WORTHY, DE, Michigan State** . . . . .51  
 (from Philadelphia Eagles in draft-day trade)  
 2 (to Philadelphia Eagles in draft-day trade) . . . . .59

**2b CASEY HAYWARD, CB, Vanderbilt** . . . . .62  
 (from New England Patriots in draft-day trade)

**3 (to New England Patriots in draft-day trade)** . . . . .90

**4 (to Philadelphia Eagles in draft-day trade)** . . . . .123

**4a MIKE DANIELS, DT, Iowa** . . . . .132  
 (free agency compensatory pick)

**4b JERRON McMILLIAN, S, Maine** . . . . .133  
 (free agency compensatory pick)

**5 TERRELL MANNING, LB, North Carolina State** . .163  
 (originally sent to New England Patriots in draft-day trade)  
 (reacquired through New England in draft-day trade)

**6 (to New England Patriots in draft-day trade)** . . . . .197

**7 (to New England Patriots in draft-day trade)** . . . . .224  
 (pick originally obtained as conditional choice from N.Y. Jets for G Caleb Schlauderaff)



Clay Matthews, Southern California, 2009

2012 continued

7 (to New England Patriots in draft-day trade) ..... 235  
 7a ANDREW DATKO, T, Florida State ..... 241  
 (free agency compensatory pick)  
 7b B.J. COLEMAN, QB, Tennessee-Chattanooga ..... 243  
 (free agency compensatory pick)

2013

April 25-27, 2013 *Drafted alternately 26th-25th*

**1 DATONE JONES, DE, UCLA** ..... 26  
 (to San Francisco 49ers in draft-day trade) ..... 55  
**2 EDDIE LACY, RB, Alabama** ..... 61  
 (from San Francisco 49ers in draft-day trade)  
 3 (to San Francisco 49ers in draft-day trade) ..... 88  
 3 (to Miami Dolphins in draft-day trade) ..... 93  
 (pick originally obtained from San Francisco 49ers in  
 draft-day trade)  
**4a DAVID BAKHTIARI, T, Colorado** ..... 109  
 (from Miami Dolphins in draft-day trade)  
 4b JC TRETTER, T, Cornell ..... 122  
**4c JOHNATHAN FRANKLIN, RB, UCLA** ..... 125  
 (from Denver Broncos in draft-day trade)  
 5 (to Denver Broncos in draft-day trade) ..... 146  
 (pick originally obtained from Miami Dolphins in  
 draft-day trade)  
**5a MICAH HYDE, CB, Iowa** ..... 159  
**5b JOSH BOYD, DE, Mississippi State** ..... 167  
 (free agency compensatory pick)  
 6 (to Denver Broncos in draft-day trade) ..... 173  
 (pick originally obtained from San Francisco 49ers in  
 draft-day trade)  
**6 NATE PALMER, LB, Illinois State** ..... 193  
 7a CHARLES JOHNSON, WR, Grand Valley State ..... 216  
 (from San Francisco 49ers in draft-day trade)  
 7b KEVIN DORSEY, WR, Maryland ..... 224  
 (from Miami Dolphins in draft-day trade)  
**7c SAM BARRINGTON, LB, South Florida** ..... 232

2014

May 8-10, 2014 *Drafted 21st*

**1 HA HA CLINTON-DIX, S, Alabama** ..... 21  
**2 DAVANTE ADAMS, WR, Fresno State** ..... 53  
 3a KHYRI THORNTON, DE, Southern Mississippi ..... 85  
**3b RICHARD RODGERS, TE, California** ..... 98  
 (free agency compensatory pick)  
 4 CARL BRADFORD, LB, Arizona State ..... 121  
**5a COREY LINSLEY, C, Ohio State** ..... 161  
**5b JARED ABBREDETERIS, WR, Wisconsin** ..... 176  
 (free agency compensatory pick)  
**6 DEMETRI GOODSON, CB, Baylor** ..... 197  
**7 JEFF JANIS, WR, Saginaw Valley State** ..... 236

2015

April 30-May 2, 2015 *Drafted 30th*

**1 DAMARIOUS RANDALL, CB, Arizona State** ..... 30  
**2 QUINTEN ROLLINS, CB, Miami (Ohio)** ..... 62  
**3 TY MONTGOMERY, WR, Stanford** ..... 94  
**4 JAKE RYAN, LB, Michigan** ..... 129  
 5a BRETT HUNDLEY, QB, UCLA ..... 147  
 (from New England Patriots in draft-day trade)  
 5 (to New England Patriots in draft-day trade) ..... 166  
**6a AARON RIPKOWSKI, FB, Oklahoma** ..... 206  
 6b CHRISTIAN RINGO, DT, Louisiana-Lafayette ..... 210  
 (free agency compensatory pick)  
**6c KENNARD BACKMAN, TE, Alabama-Birmingham** ..... 213  
 (free agency compensatory pick)  
 7 (to New England Patriots in draft-day trade) ..... 247

2016

April 28-30, 2016 *Drafted 27th*

**1 KENNY CLARK, DT, UCLA** ..... 27  
**2 JASON SPRIGGS, T, Indiana** ..... 48  
 (from Indianapolis Colts in draft-day trade)  
 2 (to Indianapolis Colts in draft-day trade) ..... 57  
**3 KYLER FACKRELL, LB, Utah State** ..... 88  
 4 (to Indianapolis Colts in draft-day trade) ..... 125  
**4a BLAKE MARTINEZ, LB, Stanford** ..... 131  
 (free agency compensatory pick)  
**4b DEAN LOWRY, DE, Northwestern** ..... 137  
 (free agency compensatory pick)  
**5 TREVOR DAVIS, WR, California** ..... 163  
**6 KYLE MURPHY, T, Stanford** ..... 200  
 7 (to Indianapolis Colts in draft-day trade) ..... 248

2017

April 27-29, 2017 *Drafted 29th*

1 (to Cleveland Browns in draft-day trade) ..... 29  
**2a KEVIN KING, CB, Washington** ..... 33  
 (from Cleveland Browns in draft-day trade)  
**2b JOSH JONES, S, North Carolina State** ..... 61  
**3 MONTRAVIUS ADAMS, DT, Auburn** ..... 93  
**4a VINCE BIEGEL, LB, Wisconsin** ..... 108  
 (from Cleveland Browns in draft-day trade)  
**4b JAMAAL WILLIAMS, RB, Brigham Young** ..... 134  
 5a DeANGELO YANCEY, WR, Purdue ..... 175  
 (from Denver Broncos in draft-day trade)  
**5b AARON JONES, RB, Texas-El Paso** ..... 182  
 (free agency compensatory pick)  
 6 KOFI AMICCHIA, G, South Florida ..... 212  
**7a DEVANTE MAYES, RB, Utah State** ..... 238  
 (from Denver Broncos in draft-day trade)  
 7b MALACHI DUPRE, WR, Louisiana State ..... 247

2018

April 26-28, 2018 *Drafted 14th*

1 (to New Orleans in draft-day trade) ..... 14  
**1 JAIRE ALEXANDER, CB, Louisville** ..... 18  
 (from Seattle Seahawks in draft-day trade)  
 1 (to Seattle Seahawks in draft-day trade) ..... 27  
 (pick originally obtained from New Orleans Saints in  
 draft-day trade)  
 2 JOSH JACKSON, CB, Iowa ..... 45  
 3 (to Seattle Seahawks in draft-day trade) ..... 76  
 3 OREN BURKS, LB, Vanderbilt ..... 88  
 (from Carolina Panthers in draft-day trade)  
 4 (to Carolina Panthers in draft-day trade) ..... 101  
 (pick originally obtained from Cleveland Browns in  
 pre-draft trade)  
 4 (to Cleveland Browns in pre-draft trade) ..... 114  
 4 J'MON MOORE, WR, Missouri ..... 133  
 (free agency compensatory pick)  
 5a COLE MADISON, G, Washington State ..... 138  
 (from Cleveland Browns in pre-draft trade)  
 5 (to Carolina Panthers in draft-day trade) ..... 147  
 (pick originally obtained from New Orleans Saints in  
 draft-day trade)  
 5 (to Cleveland Browns in pre-draft trade) ..... 150  
 5b JK SCOTT, P, Alabama ..... 172  
 (free agency compensatory pick)  
 5c MARQUEZ VALDES-SCANTLING, WR, South Florida ..... 174  
 (free agency compensatory pick)  
 6 (to Seattle Seahawks in draft-day trade) ..... 186  
 6 EQUANIMIOUS ST. BROWN, WR, Notre Dame ..... 207  
 (free agency compensatory pick)  
 7a JAMES LOONEY, DL, California ..... 232  
 7b HUNTER BRADLEY, LS, Mississippi State ..... 239  
 (from Buffalo Bills in 2016 Lereatee McCray trade)  
 7c KENDALL DONNERSON, LB, Southeast Missouri ..... 248  
 (from Seattle Seahawks in draft-day trade)



Mike Daniels, Iowa, 2012

## PRACTICE SQUAD, 1989-2017

In 1989, the NFL created a five-player developmental squad. The league changed the name to practice squad in 1990. Players can leave a practice squad for another team only if they join the 53-man roster of another NFL club. In 2004, the NFL expanded the squad from five to eight players, and again in 2014 from eight to 10 players. The 381 players who've spent time on Green Bay's developmental/practice squad:

Abbrederis, Jared (WR), Wisconsin	2015	Crabtree, Tom (TE), Miami (Ohio)	2009
Abrams, Joshua (CB), Ohio	2008	Crawford, Lionell (WR), Wisconsin	1993
Adams, Aaron (T), Eastern Kentucky	2013	Crockett, John (RB), North Dakota State	2015
Adkisson, James (TE), South Carolina	2007	Crume, Eric (DT), Syracuse	2015
Aeilts, Rick (TE), Southeast Missouri State	1989	Cullinane, Gene (C/G), Washburn	1991
Aiyewa, Victor (LB), Washington	2013	Curry, Donté (LB), Morris Brown	2001
Akins, Chris (S), Arkansas-Pine Bluff	1999	Curry, Julius (S), Michigan	2004
Albright, Ethan (T), North Carolina	1994	Daniel, Robertson (CB), Brigham Young	2015-16
Alcorn, Zac (TE), Black Hills State	2006	Daniels, Stanley (G), Washington	2009
Alford, Darnell (T), Boston College	2002	Datko, Andrew (T), Florida State	2012
Allard, Shea (T/G), Delaware	2012	Dean, Walter (FB), Grambling	1991
Allen, Jake (WR), Mississippi College	2008-09	Dendy, Patrick (CB), Rice	2005-06
Allen, Josh (G), Louisiana-Monroe	2014	Dennard, Antonio (CB), Langston	2013
Allison, Geronimo (WR), Illinois	2016	Diedrick, Dahrran (RB), Nebraska	2003
Amichia, Kofi (G), South Florida	2017	Dittman, Seth (T), Stanford	1995
Anderson, Lyonel (TE), Kansas	2005	Dixon, Jimmy (FB), Georgia Tech	2005
Anderson, Ronnie (WR), Allegheny	1997	Dominguez, Ray (G), Arkansas	2011
Annen, Blake (TE), Cincinnati	2015	Donald, Tony (LB/TE), Western State (Colo.)	2003
Ariguzo, Ike (TE), Eastern Kentucky	2014	Dorsey, Kevin (WR), Maryland	2014
Armstrong, Calvin (T), Washington State	2006	Dunn, Reggie (WR), Utah	2013
Artmore, Rodney (S), Baylor	1998	Ealy, Biren (WR), Houston	2009
Austin, Randy (TE), UCLA	1991	Eby, Andy (C), Kansas State	2002
Avery, Steve (FB), Northern Michigan	1990	Emodi, Ike (LB), East Carolina	2004
Banjo, Chris (S), Southern Methodist	2014	Evans, Jerod (CB), Virginia Tech	2017
Barrie, Sebastian (DE), Liberty	1992	Evans, Jerry (TE), Toledo	1991
Bass, Anthony (CB), Bethune-Cookman	1998	Evans, Scott (DE), Oklahoma	1991
Bass, Robert (LB), Miami (Fla.)	1995	Fagan, Tommy (DE), Northeast Louisiana	1994-95
Battles, Adrian (G), Minnesota State	2010	Fanor, Jean (S), Bethune-Cookman	2014
Baxter, Keith (CB), Marshall	2016	Farris, Kris (T), UCLA	2002
Beauford, Terry (G), Florida A&M	1992-93	Fenaroli, Paul (C/G), Stony Brook	2011
Bell, Dalton (QB), West Texas A&M	2007	Fields, Jeff (DT), Arkansas State	1995
Bell, Tyrone (CB), North Alabama	1999	Flesher, Tom (DE), Weber State	1989
Bigby, Atari (S), Central Florida	2005-06	Flores, Jacob (C), Dartmouth	2016
Bjork, Carl-Johan (LB), Sweden	2007	Fogle, Anthony (CB), Oklahoma	1997
Blair, Michael (FB), Ball State	1998	Fontenot, Therrian (CB), Fresno State	2005
Bledsoe, Fred (DT), Arkansas	2008	Ford, Trevor (CB), Troy	2009
Borel, Diondre (WR), Utah State	2011-12	Francies, Chris (WR), Texas-El Paso	2006-07
Borgognone, Dirk (K), Pacific	1995	Francois, Robert (LB), Boston College	2009-10
Bostick, Brandon (TE), Newberry	2012	Franz, Todd (S), Tulsa	2002
Bowles, Scott (G), North Texas State	1992	Gabbard, Steve (T), Florida State	1991
Bradford, Carl (LB), Arizona State	2015-16	Gado, Samkon (RB), Liberty	2005
Bragg, Craig (WR), UCLA	2005	Gall, Chris (FB), Indiana	2001
Branch, Bruce (CB), Penn State	2002	Gaston, Bruce (DT), Purdue	2015
Brewster, Carlton (WR), Ferris State	2006	Gavada, Jason (TE), Kent	2000
Bridewell, Jeff (QB), California-Davis	1991	Gbaja-Biamila, Kabeer (DE), San Diego State	2000
Bristol, Mark (T), Mansfield	2001	Genus, Sampson (C), South Florida	2011
Brohm, Brian (QB), Louisville	2009	Gerhart, Garth (C), Arizona State	2012-13
Brooks, Durant (P), Georgia Tech	2008	Giacomini, Breno (T), Louisville	2010
Brown, Donatello (CB), Valdosta State	2017	Gibbs, Joe (G), Tennessee-Martín	2012
Burks, Brandon (RB), Troy	2016	Gilbert, Reggie (LB), Arizona	2016-17
Burnette, Reggie (LB), Houston	1991	Gillett, Alex (WR), Eastern Michigan	2013-14
Burris, Henry (QB), Temple	2001	Gilmore, John (DE), Tennessee State	2002
Butler, Vince (WR), Northwestern Oklahoma State	2005	Gizzi, Chris (LB), Air Force	2000
Byrd, Emanuel (TE), Marshall	2017	Glover-Wright, Tay (CB), Utah State	2014
Cajuste, Devon (TE), Stanford	2016	Goodley, Antwan (WR), Baylor	2016
Callahan, Joe (QB), Wesley	2016-17	Goodman, Herbert (RB), Graceland	2000
Campbell, Chris (T), Eastern Illinois	2010-11		
Campbell, William (DT), Michigan	2015		
Campion, Pete (T/G), North Dakota State	2002		
Carlyle, Calvin (CB), Oregon State	2003		
Carter, Bernard (LB), East Carolina	1994		
Carthon, Ran (RB), Florida	2005		
Carvalho, Brennen (C), Portland State	2008		
Cheadle, Justin (G), California	2012		
Clark, D.J. (CB), Idaho State	2009		
Clark, Michael (WR), Marshall	2017		
Clavelle, Shannon (DE), Colorado	1995		
Clowney, David (WR), Virginia Tech	2007		
Cole, Colin (DT), Iowa	2004		
Coleman, B.J. (QB), Tennessee-Chattanooga	2012		
Collins, Brett (LB), Washington	1992		
Collins, Bryan (G), Southern Methodist	2013		
Cooper, George (FB), Ohio State	1989		
Coutain, Kenny (WR), Memphis	2000		
Cox, Kennard (CB), Pittsburgh	2008		



Kabear Gbaja-Biamila, 2000



Goodson, Tyrone (WR), Auburn	1999
Goodwell, Tim (LB), Memphis	2006
Gordon, Cedric (WR), Ferris State	1989
Gordy, Josh (CB), Central Michigan	2010
Greco, Michael (S), Central Florida	2010
Greene, Darrell (G), San Diego State	2017
Griffith, Brent (T), Minnesota-Duluth	1992
Gurley, Tori (WR), South Carolina	2011
Guy, Lawrence (DE), Arizona State	2012
Hall, Lamont (TE), Clemson	1999
Hall, Mark (DE), Southwestern Louisiana	1989
Hamilton, Justin (DT), Louisiana-Lafayette	2015
Hamilton, Ruffin (LB), Tulane	1994
Hamm, Horace (WR), Lehigh	1992
Hanoian, Greg (FB), Syracuse	2005
Hansen, Carl (DE/DT), Stanford	1999
Hanson, Chris (P), Marshall	1999
Hardie, Rudolph (DE), Howard	2008
Harrell, Graham (QB), Texas Tech	2010-11
Harrell, Reggie (WR), Texas Christian	2005
Harris, Antoino (RB), Illinois	2005
Harris, Clark (TE), Rutgers	2007
Harris, DuJuan (RB), Troy	2012
Harris, Elliott (DE), Arkansas	2005
Hart, Lawrence (TE), Southern	1999
Hasselbeck, Matt (QB), Boston College	1998
Havner, Spencer (LB), UCLA	2006-08
Hayes, Chris (S), Washington State	1996
Hayes, Joe (G), San Jose State	2005
Haynos, Joey (TE), Maryland	2008
Heimburger, Craig (G), Missouri	1999-2000
Henry, Mitchell (TE), Western Kentucky	2015
Henrich, Craig (P/K), Notre Dame	1993
Herndon, Warner (S), Morgan State	2000
Herrion, Atlas (G/T), Alabama	2004
Herron, Anthony (DE), Iowa	2001
Hill, Michael (RB), Missouri Western State	2013-14
Hochertz, Marty (DE), Southern Illinois	1992
Hoese, Jon (FB), Minnesota	2011
Holder, Chris (WR), Tuskegee	1999
Holt, Reggie (S), Wisconsin	1995
Hope, Charles (G/T), Central (Ohio) State	1993-94
Horacek, Mike (WR), Iowa State	2000-01
Hubbard, Adrian (LB), Alabama	2014
Hudson, Craig (TE), Wisconsin	1990
Humphrey, Deon (LB), Florida State	1999
Humphrey, Jay (T), Texas	2002
Humphrey, Tory (TE), Central Michigan	1993
Hutchins, Paul (G/T), Western Michigan	2005
Jackson, Alcender (G), Louisiana State	2002
Jackson, Cardia (LB), Louisiana-Monroe	2010
Jackson, Don (RB), Nevada	2016
Jackson, Kenny (LB), Nevada-Reno	2001
Jennings, Brandon (CB), Texas A&M	2002
Johnson, Charles (WR), Grand Valley State	2013
Johnson, Jamel (WR), Alabama State	2015
Johnson, James (RB), Kansas State	2010
Johnson, Micah (LB), Kentucky	2012
Johnson, Rishaw (G), California University (Pa.)	2014
Jones, Johnny (DL), Marshall	2011
Jones, Khalil (WR), Miami (Fla.)	2009
Josue, Steve (LB), Carson-Newman	2003
Jurkovic, John (NT), Eastern Illinois	1991
Kallon, Francis (T), Georgia Tech	2017
Karczewski, Doug (G/T), Virginia	1999
Kearney, Jay (WR), West Virginia	1994
Keenan, Ryan (G), Northwestern	2007
Kehl, Ed (T/G), Brigham Young	2000-01
Kerridge, Joe (FB), Michigan	2016-17
Kight, Kelvin (WR/KR), Florida	2004
Kinder, Randy (CB), Notre Dame	1997
Kirby, Scott (T), Arizona State	1989
Kirksey, John (DT), Sacramento State	1994
Kitts, Jim (FB), Ferrum	1997
Krause, Ryan (TE), Nebraska-Omaha	2007

Kruger, Joe (DE), Utah	2014
Kumerow, Jake (WR), Wisconsin-Whitewater	2017
Landry, Michael (DE), Southern	2003
Lansanah, Danny (LB), Connecticut	2008
Leach, Vonta (FB), East Carolina	2004-05
Lee, Steve (FB), Indiana	1997
Leffew, Travis (G/T), Louisville	2006
Lenon, Paris (LB), Richmond	2001
Levine, Anthony (S), Tennessee State	2010-11
Lewis, Devin (WR), Southern	2002
Lloyd, Doug (RB), North Dakota State	1991
Lucas, Chad (WR), Alabama State	2005
Lumpkin, Kregg (RB), Georgia	2009
Lunsford, Izaah (DT), Bowling Green	2017
Lyon, Billy (DE), Marshall	1997
Malone, Alfred (DT), Troy	2007-08
Manning, Brian (WR), Stanford	1998
Marker, Mike (WR), Millikin	2004
Martin, Ruvel (WR), Saginaw Valley State	2005
Mathews, Derrick (LB), Houston	2016
Mathews, Eric (WR), Indiana	1996
McBrien, Scott (QB), Maryland	2004
McBryde, B.J. (DE), Connecticut	2015
McCaffrey, Max (WR), Duke	2016-17
McCaslin, Eugene (LB), Florida	2000
McCoy, Mike (QB), Utah	1995
McCray, Jordan (G), Central Florida	2014
McElmurry, Blaine (S), Montana	1997
McGill, Jason (WR), Georgia Tech	1993
McGill, Tim (DT), Illinois	2005
McGruder, Michael (CB), Kent State	1989
McHugh, Sean (TE), Penn State	2004
McKinney, Anthony (TE), Connecticut	1998
McNeil, Nick (LB), Western Carolina	2004
Meredith, Jamon (T), South Carolina	2009
Merrill, Otis (CB), Illinois State	2012
Miller, Jordan (DT), Southern	2012
Millhouse, Kelvin (CB), Hawai'i	2004
Miree, Brandon (FB), Pittsburgh	2006
Moore, Jason (CB/S), San Diego State	2000
Moore, Tim (LB), Michigan State	1989
Morgan, Tim (P), San Jose State	2001
Morton, John (WR), Western Michigan	1993
Moses, J.J. (WR/KR), Iowa State	2001-02
Mosley, Denorse (CB), Edinboro	1998
Muir, Blake (G), Baylor	2016
Neal, Rajion (RB), Tennessee	2014
Neal, Randy (LB), Virginia	1995
Nelson, Jim (LB), Penn State	1998
Newman, Adam (TE), Boston College	2000
Newton, Cecil (C/G), Tennessee State	2011
Nixon, James (CB), California (Pa.)	2012-13
Nnabuife, Alvin (S), Southern Methodist	2006
Noa, Kaulana (G), Hawai'i	2003
Obiozor, Cyril (LB), Texas A&M	2009
Owens, Buster (CB), Georgia	1996
Palmer, Pat (WR), Northwestern (La.) State	1998
Pankey, Adam (G/T), West Virginia	2017
Parchman, Corey (WR), Ball State	2002
Patrick, Chris (G), Nebraska	2007
Patrick, Lucas (G), Duke	2016
Paxson, Scott (DT), Penn State	2006
Pearson, Colby (WR), Brigham Young	2017
Pearson, Pepe (RB), Ohio State	1998
Perillo, Justin (TE), Maine	2014-15
Pizzotti, Chris (QB), Harvard	2009
Porter, Joe (CB), Rutgers	2007-08
Powell, Chaz (S), Penn State	2012
Price, Brian (DT), Texas San Antonio	2016
Pringle, Raysean (CB), Southern Utah	2017
Purify, Bobby (RB), Colorado	2005
Randolph, Dane (T), Maryland	2009
Reilly, Mike (QB), Central Washington	2009
Renfrow, Justin (T), Miami (Fla.)	2014
Rice, Frank (WR), Colorado State	2003

**FIRST DEVELOPMENTAL SQUAD, SEPTEMBER 1989**

FB George Cooper ..... Ohio State  
 SS Stan Shiver ..... Florida State

LB Tim Moore ..... Michigan State  
 DE Mark Hall ..... Southwestern Louisiana

Ringo, Christian (DT), Louisiana-Lafayette	2015
Rivera, Mike (LB), Kansas	2010
Robertson, Chris (RB), Houston	2004
Robinson, Antonio (WR), Nicholls State	2010
Robinson, Luther (DT), Miami (Fla.)	2014
Robinson, Michael (CB), Hampton	1996
Rolle, Jumal (CB), Catawba	2013-14
Rooths, James (CB), Shepherd	2001
Ross, Brandian (CB), Youngstown State	2011-12
Ross, Jay (NT), East Carolina	2010
Ross, Jeremy (WR), California	2012
Rotheram, Matt (G), Pittsburgh	2015
Rowe, Joe (CB), Virginia	1997
Russell, Calvin (WR), Tuskegee	2006
Saine, Brandon (RB), Ohio State	2011
Sam, Lorne (WR), Texas-El Paso	2008
Sandland, Beau (TE), Montana State	2016
Sands, Terdell (DT), Tennessee-Chattanooga	2002-03
Schau, Tom (C/G), Illinois	2000
Scheurman, Ross (RB), Lafayette	2015
Schroeder, Bill (WR), Wisconsin-La Crosse	1994, 96
Scott, Chris (G/T), Tennessee	2012
Scott, Walter (DE), East Carolina	1996
Sebetic, Kyle (DB), Dayton	2015
Sedoris, Chris (C/G), Purdue	1996
Settles, Tawambi (CB), Duke	1998
Seymour, Bill (FB/TE), Michigan	2002
Shiver, Stan (S), Florida State	1989
Shorts, Pete (DE), Illinois State	1990
Showell, Malcom (DE), Delaware State	1993
Simmons, Charlie (WR), Georgia Tech	1995
Simpkins, Maurice (LB), Coastal Carolina	2010
Smith, Art (S), Northeastern	2004
Smith, Emory (FB), Clemson	1997
Smith, Orwin (RB), Georgia Tech	2013
Smith, Terrance (WR), South Carolina State	2010
So'oto, Vic (LB), Brigham Young	2012
Steele, Ben (TE), Mesa State	2004
Stenavich, Adam (G), Michigan	2006
Stephenson, Cameron (G), Rutgers	2007
Stewart, Dez (WR), Ohio Dominican	2016
Stoneburner, Jake (TE), Ohio State	2013
Stuber, Tim (G), Colorado State	2002
Swain, Brett (WR), San Diego State	2008
Swiney, Erwin (CB), Nebraska	2002-03
Talley, Ronald (DE), Delaware	2009
Tarver, Hurley (CB), Central Oklahoma	2001-02
Thomas, Ahmad (LB), Oklahoma	2017
Thomas, Joe (LB), South Carolina State	2014
Thomas, Wilson (WR), Nebraska	2003
Thompson, Orrin (T), Duke	2006-07
Thompson, Paul (QB), Oklahoma	2007
Thurman, Andrae (WR), Southern Oregon	2004
Tiller, Andrew (G), Syracuse	2013
Tollefson, Dave (DE), Northwest Missouri State	2006
Tolzien, Scott (QB), Wisconsin	2013
Tonyan, Robert (TE), Indiana State	2017
Toribio, Anthony (DT), Carson-Newman	2008-09
Toy, Maury (RB), UCLA	1992
Triner, Zach (LS), Assumption College	2017
Tucker, Jason (WR), Texas Christian	1998
Tyler, Marc (RB), Southern California	2012
Van Roten, Greg (G), Pennsylvania	2012
Vanderlin, Drew (DE), Michigan Tech	2012
Vaughters, James (LB), Stanford	2015
Vermiglio, Jake (G), North Carolina State	2011
Vines, Scottie (WR), Wyoming	2003
Vujnovich, Jeremy (T), Louisiana College	2014-15
Wachholtz, Kyle (QB/TE), Southern California	1996-97
Walker, Johnny (WR), Texas	1991
Walker, Josh (G), Middle Tennessee State	2014
Walker, Tyrone (WR), Illinois State	2013
Warner, Josh (G), Brockport State	2002
Washburn, Cliff (T), The Citadel	2007
Waters, Herb (WR/CB), Miami (Fla.)	2016
Wells, Scott (C), Tennessee	2004
West, Chastin (WR), Fresno State	2010-11
White, Corey (FB), Alabama-Birmingham	2007
White, Mitch (T), Oregon State	2002
White, Myles (WR), Louisiana Tech	2013-14

White, Reggie (RB), Oklahoma State	2002
Whitehead, Jermaine (S), Auburn	2016-17
Williams, Ed (WR), Fort Hays State	2015
Williams, Gerald (WR), Oklahoma	1999-2000
Williams, Jay (DE), Wake Forest	1994
Williams, Johnny (LB), Kentucky	2010
Williams, Patrick (WR), Colorado	2009
Williams, Tramon (CB), Louisiana Tech	2006
Williams, Walter (RB), Grambling State	2004
Williams, Wendell (S), Louisiana-Lafayette	2004
Wilson, Ray (S), New Mexico	1994
Wishom, Jerron (CB), Louisiana Tech	2005
Wood, Joe (K), Air Force	1995
Woodfin, Zac (LB), Alabama-Birmingham	2005
Woolfork, Ronnie (LB), Colorado	1995
Wynn, DeShawn (RB), Florida	2008
Yancey, DeAngelo (WR), Purdue	2017
Young, Curtis (LB/DE), Cincinnati	2010
Young, David (S), Georgia Southern	2004
Zolman, Greg (QB), Vanderbilt	2002



Scott Wells, 2004



Tramon Williams, 2006

## SIGNIFICANT TRADES, 1957-2018

Year		Coach/GM
1957	T <b>Norm Masters</b> with three others from Detroit for QB <b>Tobin Rote</b> .....	Lisle Blackburn
1958	Third-round draft choice (FB <b>Ray Nitschke</b> ) from N.Y. Giants for DE <b>John Martinkovic</b> .....	Ray McLean
1959	G <b>Fred "Fuzzy" Thurston</b> from Baltimore Colts for LB <b>Marv Matuzak</b> .....	Vince Lombardi
	HB <b>Emlen Tunnell</b> from N.Y. Giants for cash .....	Vince Lombardi
	QB <b>Lamar McHan</b> from Chicago Cardinals for undisclosed draft choice (1960 third-round) .....	Vince Lombardi
	HB <b>Low Carpenter</b> with E <b>Bill Quinlan</b> from Cleveland Browns for E <b>Billy Howton</b> .....	Vince Lombardi
	DT <b>Henry Jordan</b> from Cleveland Browns for 1960 fourth-round draft choice .....	Vince Lombardi
	HB <b>Bob Freeman</b> from Cleveland Browns for 1960 fifth-round draft choice .....	Vince Lombardi
1960	DE <b>Willie Davis</b> from Cleveland Browns for E <b>A.D. Williams</b> .....	Vince Lombardi
1961	QB <b>John Roach</b> from Cleveland Browns for 1962 third-round draft choice .....	Vince Lombardi
1965	LB <b>Lee Roy Caffey</b> from Philadelphia with first-round draft choice for C <b>Jim Ringo</b> and FB <b>Earl Gros</b> .....	Vince Lombardi
	K <b>Don Chandler</b> from N.Y. Giants for draft choice .....	Vince Lombardi
	E <b>Carroll Dale</b> from L.A. Rams for LB <b>Dan Currie</b> .....	Vince Lombardi
1966	First-round draft choice (FB <b>Jim Grabowski</b> ) from Detroit for E <b>Ron Kramer</b> .....	Vince Lombardi
	First-round draft choice (C/G <b>Bob Hyland</b> ) from Pittsburgh for T <b>Lloyd Voss</b> and E <b>Tony Jeter</b> .....	Vince Lombardi
1967	FB <b>Ben Wilson</b> from L.A. Rams for 1968 second-round draft choice .....	Vince Lombardi
1968	DE <b>Leo Carroll</b> from Atlanta for WR <b>Bob Long</b> .....	Vince Lombardi
	T <b>Francis Peay</b> from N.Y. Giants for LB <b>Tommy Crutcher</b> and T <b>Steve Wright</b> .....	Vince Lombardi
1969	1971 fifth-round draft choice (DE <b>Donnell Smith</b> ) from Washington for S <b>Tom Brown</b> .....	Phil Bengtson
	1970 fourth-round draft choice (K <b>Skip Butler</b> ) from Baltimore Colts for DT <b>Ron Kostelnik</b> .....	Phil Bengtson
	1970 10th-round draft choice (TE <b>Frank Patrick</b> ) from Washington for DE <b>Leo Carroll</b> .....	Phil Bengtson
1970	1970 first-round draft choice (DT <b>Mike P. McCoy</b> ) from Chicago Bears for C/G <b>Bob Hyland</b> , HB <b>Elijah Pitts</b> and LB <b>Lee Roy Caffey</b> .....	Phil Bengtson
	WR <b>Jack Clancy</b> from Miami for TE <b>Marv Fleming</b> .....	Phil Bengtson
	TE <b>John Hilton</b> from Pittsburgh for DB <b>John Rowser</b> .....	Phil Bengtson
	C <b>Malcolm Walker</b> and DE <b>Clarence Williams</b> from Dallas for CB <b>Herb Adderley</b> .....	Phil Bengtson
	C <b>Ken Mendenhall</b> from Atlanta for DE <b>Francis Winkler</b> .....	Phil Bengtson
	DT <b>Kevin Hardy</b> from San Francisco for 1971 second-round draft choice .....	Phil Bengtson
	Cash from Atlanta for TE <b>Ron Jones</b> .....	Phil Bengtson
1971	DE <b>Alden Roche</b> and Broncos' position in first round of 1971 draft (up to No. 9 for RB <b>John Brockington</b> ) from Denver for QB <b>Don Horn</b> .....	Dan Devine
	1971 second-round draft choice (RB <b>Virgil Robinson</b> ) and 1972 sixth-round draft choice (RB <b>Bob Hudson</b> ) from Los Angeles Rams for RB/KR <b>Travis Williams</b> .....	Dan Devine
	QB <b>Zeke Bratkowski</b> from Minnesota for 1972 third-round draft choice .....	Dan Devine
	C <b>Cal Withrow</b> from San Diego for 1972 17th-round draft choice .....	Dan Devine
	1972 first-round draft choice (QB <b>Jerry Tagge</b> ) from San Diego for DT <b>Kevin Hardy</b> .....	Dan Devine
	LB <b>Tommy Crutcher</b> from L.A. Rams for 1973 fourth-round draft choice .....	Dan Devine
1972	RB <b>MacArthur Lane</b> from St. Louis Cardinals for RB <b>Donny Anderson</b> .....	Dan Devine
	S <b>Jim Hill</b> from San Diego for DT <b>Lionel Aldridge</b> and 1974 third-round draft choice .....	Dan Devine
	1974 sixth-round draft choice (RB <b>Don Woods</b> ) from Chicago Bears for QB <b>Zeke Bratkowski</b> .....	Dan Devine
	P <b>Ron Widby</b> and CB <b>Ike Thomas</b> from Dallas for 1973 second-round draft choice .....	Dan Devine
	G <b>Malcolm Snider</b> from Atlanta for RB <b>Dave Hampton</b> .....	Dan Devine
1973	DE <b>Aaron Brown</b> from Kansas City for T <b>Francis Peay</b> .....	Dan Devine
	1975 second-round draft choice (G <b>Bill Bain</b> ) from Washington for LB <b>Dave Robinson</b> .....	Dan Devine
	DT <b>Carleton Oats</b> from Oakland for DT <b>Vern Vanoy</b> and 1973 fifth-round draft choice .....	Dan Devine
	1974 eighth-round draft choice (S <b>Ned Guillet</b> ) from New Orleans for TE <b>Len Garrett</b> .....	Dan Devine
	QB <b>Jim Del Gaizo</b> from Miami for 1974 second-round and 1975 second-round draft choices .....	Dan Devine
1974	QB <b>Jack Concannon</b> from Dallas for 1975 fifth-round draft choice .....	Dan Devine
	DT <b>Steve Okoniewski</b> and RB <b>Pete Van Valkenburg</b> from Buffalo for QB <b>Scott Hunter</b> .....	Dan Devine
	LB <b>Ted Hendricks</b> and 1975 second-round draft choice (later sent to L.A. Rams in <b>John Hadl</b> trade) from Baltimore Colts for LB <b>Tom MacLeod</b> and 1975 eighth-round draft choice .....	Dan Devine
	T <b>Harry Schuh</b> from L.A. Rams for 1975 sixth-round draft choice .....	Dan Devine
	1975 third-round draft choice (RB <b>Willard Harrell</b> ) from San Diego for DT <b>Bob Brown</b> .....	Dan Devine
	G <b>Bruce Van Dyke</b> from Pittsburgh for future draft choice (1976 third-round) .....	Dan Devine
	1975 third-round draft choice (later traded to Kansas City) from N.Y. Giants for QB <b>Jim Del Gaizo</b> .....	Dan Devine
	QB <b>Dean Carlson</b> from Kansas City for 1975 third-round draft choice (through N.Y. Giants) .....	Dan Devine
	QB <b>John Hadl</b> from L.A. Rams for first-, second- and third-round choices in 1975, and first- and second-round choices in 1976 .....	Dan Devine
1975	1976 third-round draft choice (DB <b>Mike C. McCoy</b> ) from Kansas City for RB <b>MacArthur Lane</b> .....	Bart Starr
	1976 fourth-round draft choice (later traded to Houston Oilers in <b>Lynn Dickey</b> deal) from Philadelphia for G <b>Bill Luuk</b> .....	Bart Starr
04/02/76	QB <b>Lynn Dickey</b> from Houston Oilers for QB <b>John Hadl</b> , DB <b>Ken Ellis</b> , 1976 fourth-round draft choice (through Philadelphia) and 1977 third-round draft choice .....	Bart Starr
08/18/76	DE <b>Bob Barber</b> from Pittsburgh for 1977 fourth-round draft choice .....	Bart Starr
08/26/76	WR <b>Ollie Smith</b> from Oakland for 1977 12th-round draft choice .....	Bart Starr
08/31/76	1977 third-round draft choice (G <b>Rick Scribner</b> ) from Denver for G <b>Bill Bain</b> .....	Bart Starr
09/06/76	1978 10th-round draft choice (C <b>Mark Totten</b> ) from N.Y. Giants for K <b>Joe Danelo</b> .....	Bart Starr
09/21/76	LB <b>Don Hansen</b> from Seattle for cash .....	Bart Starr
05/05/77	RB <b>Terrell Middleton</b> from St. Louis Cardinals for DB <b>Perry Smith</b> .....	Bart Starr
09/12/77	DL <b>Herb McMath</b> , 1978 first-round draft choice (LB <b>John Anderson</b> ) and 1979 fourth-round draft choice (later sent to Washington) from Oakland for DT <b>Mike P. McCoy</b> .....	Bart Starr
05/02/78	1978 fifth-round draft choice (RB <b>Willie Wilder</b> ) from Pittsburgh for DT <b>Dave Pureifory</b> .....	Bart Starr
05/04/78	1979 eighth-round draft choice (WR <b>Ron Cassidy</b> ) from San Francisco for G/T <b>Steve Knutson</b> .....	Bart Starr


06/07/78	DT <b>Carl Barzilauskas</b> from N.Y. Jets for 1979 fourth- and fifth-round draft choices	Bar Starr
08/04/78	T <b>Tim Stokes</b> from Washington for 1979 fourth-round draft choice (through Oakland)	Bar Starr
08/15/78	C <b>Rick Nuzum</b> from L.A. Rams for 1980 first-round draft choice	Bar Starr
04/26/79	1979 seventh-round draft choice (LB <b>Rich Wingo</b> ) and 1980 first-round draft choice (LB <b>George Cumby</b> ) from San Diego for CB <b>Willie Buchanan</b>	Bar Starr
08/14/79	C <b>Mike Wellman</b> from L.A. Rams for 1981 fifth-round draft choice	Bar Starr
08/18/81	S <b>Frank Reed</b> from Atlanta for S <b>Steve Luke</b>	Bar Starr
09/17/81	WR <b>John Jefferson</b> from San Diego for WR <b>Aundra Thompson</b> , 1982 second-round draft choice, 1983 first-round draft choice and 1984 second-round draft choice; teams also traded positions in 1982 draft	Bar Starr
06/10/82	First-round draft choice (CB <b>Tim Lewis</b> ) from Pittsburgh for DL <b>Bruce Clark</b>	Bar Starr
08/29/82	1983 10th-round draft choice (WR <b>Byron Williams</b> ) from Houston Oilers for T <b>Mark Koncar</b>	Bar Starr
07/28/83	1984 12th-round draft choice (WR <b>Lenny Taylor</b> ) from San Diego for G <b>Derrel Gofourth</b>	Bar Starr
07/17/84	1985 seventh-round draft choice (LB <b>Eric Wilson</b> ) from Minnesota for K <b>Jan Stenerud</b>	Forrest Gregg
04/26/85	QB <b>Scott Brunner</b> from Denver for 1986 sixth-round draft choice	Forrest Gregg
04/30/85	1985 first-round draft choice (T <b>Ken Ruettgers</b> ) and 1986 fourth-round draft choice (LB <b>Tim Harris</b> ) from Buffalo for first- and second-round draft choices in 1985	Forrest Gregg
08/20/85	WR <b>Preston Dennard</b> from Buffalo for 1986 12th-round draft choice	Forrest Gregg
08/26/85	1986 sixth-round draft choice (LB <b>Burnell Dent</b> ) from St. Louis Cardinals for QB <b>Scott Brunner</b>	Forrest Gregg
09/04/85	G/T <b>Mike Obrovac</b> from Cincinnati for 1986 11th-round draft choice	Forrest Gregg
09/05/85	DB <b>Mossy Cade</b> from San Diego for 1986 first-round draft choice and fifth-rounder (conditional) in 1987	Forrest Gregg
09/19/85	Rights for G <b>Tom Robison</b> (Browns choice in 1984 USFL supplemental draft) and 1987 seventh-round draft choice (P <b>Bill Smith</b> ) from Cleveland Browns for WR <b>John Jefferson</b>	Forrest Gregg
08/19/86	TE <b>Dan Ross</b> from Seattle for 1987 12th-round draft choice	Forrest Gregg
09/30/86	1987 12th-round draft choice (DB <b>Norman Jefferson</b> ) from N.Y. Giants for WR/KR <b>Phil McConkey</b>	Forrest Gregg
04/14/87	1987 third-round draft choice (WR <b>Frankie Neal</b> ) and 1988 fourth-round draft choice (NT <b>Rollin Putzler</b> ) from L.A. Raiders for WR <b>James Lofton</b>	Forrest Gregg/Tom Braatz
04/28/87	1987 second- (LB <b>Johnny Holland</b> ) and third-round (LB <b>Scott Stephen</b> ) draft choices from Atlanta for 1987 second-round draft choice	Forrest Gregg/Tom Braatz
08/26/87	DB <b>Dave Brown</b> from Seattle for 1988 11th-round draft choice	Forrest Gregg/Tom Braatz
04/23/89	RB <b>Herman Fontenot</b> from Cleveland with Browns' 1989 third-round draft choice (QB <b>Anthony Dilweg</b> ), Patriots' 1989 fifth-round draft choice (RB <b>Vince Workman</b> ) and Browns' 1990 first-round draft choice (LB <b>Tony Bennett</b> ) for Packers' second- and fifth-round draft choices in 1989	Lindy Infante/Tom Braatz
10/09/90	1991 seventh-round draft choice (LB <b>Frank Blevins</b> ) from Cleveland for RB <b>Brent Fullwood</b>	Lindy Infante/Tom Braatz
04/21/91	1991 first-round draft choice (CB <b>Vinnie Clark</b> ) and 1992 first-round draft choice (17th overall, later dealt to Atlanta in Brett Favre trade) from Philadelphia for 1991 first-round draft choice	Lindy Infante/Tom Braatz
04/22/91	1991 third-round draft choice (RB <b>Chuck Webb</b> ) from San Francisco for 1991 fourth- and fifth-round draft choices	Lindy Infante/Tom Braatz

### PACKERS TRADES INVOLVING FIRST-ROUND DRAFT PICKS, 1966-2018

1966	First-round choice (FB <b>Jim Grabowski</b> ) from Detroit for E <b>Ron Kramer</b>	Vince Lombardi
	First-round choice (C/G <b>Bob Hyland</b> ) from Pittsburgh for T <b>Lloyd Voss</b> and E <b>Tony Jeter</b>	Vince Lombardi
1970	1970 first-round choice (DT <b>Mike P. McCoy</b> ) from Chicago Bears for C/G <b>Bob Hyland</b> , HB <b>Elijah Pitts</b> and LB <b>Lee Roy Caffey</b>	Phil Bengtson
1971	1972 first-round choice (QB <b>Jerry Tagge</b> ) from San Diego for DT <b>Kevin Hardy</b>	Dan Devine
1974	QB <b>John Hadl</b> from L.A. Rams for first-, second- and third-round choices in 1975, and first- and second-round choices in 1976	Dan Devine
09/12/77	DL <b>Herb McMath</b> , 1978 first-round choice (LB <b>John Anderson</b> ) and 1979 fourth-round choice (later sent to Washington) from Oakland for DT <b>Mike P. McCoy</b>	Bar Starr
04/26/79	1979 seventh-round choice (LB <b>Rich Wingo</b> ) and 1980 first-round choice (LB <b>George Cumby</b> ) from San Diego for DB <b>Willie Buchanan</b>	Bar Starr
09/17/81	WR <b>John Jefferson</b> from San Diego for WR <b>Aundra Thompson</b> , 1982 second-round choice, 1983 first-round choice and 1984 second-round choice; teams also traded positions in 1982 draft	Bar Starr
06/10/82	First-round choice (CB <b>Tim Lewis</b> ) from Pittsburgh for DL <b>Bruce Clark</b>	Bar Starr
04/30/85	1985 first-round choice (T <b>Ken Ruettgers</b> ) and 1986 fourth-round choice (LB <b>Tim Harris</b> ) from Buffalo for 1985 first- and second-round choices	Forrest Gregg
09/05/85	DB <b>Mossy Cade</b> from San Diego for 1986 first-round choice and fifth-rounder (conditional) in 1987	Forrest Gregg
04/23/89	1989 second-round choice to Cleveland for 1990 first-round choice (LB <b>Tony Bennett</b> ), Tom Braatz/Lindy Infante	
04/21/91	1991 first-round choice (CB <b>Vinnie Clark</b> ) and 1992 first-round choice (17th overall, later dealt to Atlanta in Favre trade) from Philadelphia for 1991 first-round choice	Tom Braatz/Lindy Infante
02/11/92	QB <b>Brett Favre</b> from Atlanta for 1992 first-round choice (17th overall, through Phi.; Atlanta then dealt choice to Dallas for 19th selection and fourth-round 1992 choice; Dallas chose CB <b>Kevin Smith</b> with No. 17)	Ron Wolf
04/25/93	1993 first- (S <b>George Teague</b> ) and fourth-round (later dealt to Chi. Bears) choices from Dallas for four 1993 Packers choices: both Packers' second-round choices (including one through San Francisco), a fourth-rounder (through Atlanta) and an eighth-round choice	Ron Wolf
04/24/94	1994 first-round choice (G <b>Aaron Taylor</b> ) from Miami for 1994 first- and third-round choices	Ron Wolf
04/22/95	1995 first-round supplemental choice (DB <b>Craig Newsome</b> ) and 1995 third- (DT <b>Darius Holland</b> ), and sixth-round (WR <b>Charlie Simmons</b> ) choices from Carolina for 1995 first- and sixth-round choices	Ron Wolf
04/18/98	1998 first-round choice (DT <b>Vonnie Holliday</b> ) from Miami for 1998 first- and second-round choices	Ron Wolf
03/05/01	2001 first- (DE <b>Jamal Reynolds</b> ) and third-round (LB <b>Torrance Marshall</b> ) choices from Seattle for QB <b>Matt Hasselbeck</b> and 2001 first-round choice	Ron Wolf
04/20/02	2002 first-round choice (WR <b>Javon Walker</b> ) and 2002 fifth-round choice (DE <b>Aaron Kampman</b> ) from Seattle for 2002 first- and second-round choices	Mike Sherman
04/26/08	2008 second-round choice (WR <b>Jordy Nelson</b> ) and fourth-round choice (later traded to N.Y. Jets) from N.Y. Jets for 2008 first-round choice (No. 30 overall)	Ted Thompson
04/25/09	2009 first-round choice (LB <b>Clay Matthews</b> ) and fifth-round choice (T <b>Jamon Meredith</b> ) from New England for 2009 second- and two third-round choices	Ted Thompson
04/27/17	2017 second-round draft choice (CB <b>Kevin King</b> ) and fourth-round draft choice (LB <b>Vince Biegel</b> ) from Cleveland for 2017 first-round draft choice	Ted Thompson
04/26/18	2018 first-round choice (later traded to Seattle) and fifth-round choice (later traded to Carolina) and 2019 first-round choice from New Orleans for 2018 first-round choice (No. 14 overall)	Brian Gutekunst
04/26/18	2018 first-round choice (CB <b>Jaire Alexander</b> ) and 2018 seventh-round choice (LB <b>Kendall Donnerson</b> ) from Seattle for 2018 first-, third- and sixth-round choices	Brian Gutekunst



04/22/91	1991 third- (DE <b>Don Davey</b> ) and fifth-round draft choices (later dealt to Miami) from N.Y. Jets for 1991 third-round draft choice. . . . .	Lindy Infante/Tom Braatz
04/22/91	1991 fifth- (P <b>Jeff Fite</b> ) and sixth-round (C <b>Joe Garten</b> ) draft choices from Miami for 1991 fifth-round draft choice (through N.Y. Jets) . . . . .	Lindy Infante/Tom Braatz
08/26/91	Future undisclosed draft choice from Atlanta for K <b>Brad Daluiso</b> . . . . .	Lindy Infante/Tom Braatz
09/30/91	1992 second-round draft choice (later dealt back to 49ers for Mike Holmgren) and 1993 second-round draft choice (later dealt to Cowboys) from San Francisco for LB <b>Tim Harris</b> . . . . .	L. Infante/T. Braatz
02/01/92	T <b>Tootie Robbins</b> from Phoenix Cardinals for 1992 sixth-round draft choice. . . . .	Ron Wolf
02/11/92	QB <b>Brett Favre</b> from Atlanta for 1992 first-round draft choice (17th overall, through Phi.; Atlanta then dealt choice to Dallas for 19th selection and fourth-round draft choice in 1992). . . . .	Ron Wolf
04/26/92	1992 fourth- (RB <b>Edgar Bennett</b> ), fifth- (WR <b>Orlando McKay</b> ) and sixth-round (TE <b>Mark Chmura</b> ) draft choices from San Francisco for 1992 fourth- and eighth-round draft choices. . . . .	Ron Wolf
04/27/92	1992 seventh- (WR <b>Chris Holder</b> ) and ninth-round (NT <b>Shazzon Bradley</b> ) draft choices from Los Angeles Raiders (through Dallas) for 1992 seventh-round draft choice . . . . .	Ron Wolf
08/19/92	CB <b>Dave McCloughan</b> from Indianapolis for 1993 sixth-round draft choice . . . . .	Ron Wolf
03/31/93	RB <b>John Stephens</b> from New England for 1993 fourth-round draft choice . . . . .	Ron Wolf
04/05/93	QB <b>Ken O'Brien</b> from N.Y. Jets for 1993 fifth-round draft choice . . . . .	Ron Wolf
04/25/93	1993 third-round draft choice (T <b>Earl Dotson</b> , through New Orleans) and 1993 sixth-round draft choice (T <b>Paul Hutchins</b> ) from L.A. Raiders for 1993 third-round draft choice . . . . .	Ron Wolf
04/25/93	1993 first- (S <b>George Teague</b> ) and fourth-round (later dealt to Chi. Bears) draft choices from Dallas for four 1993 Packers draft choices: both Packers' second-round choices (including one through San Francisco), a fourth-round draft choice (through Atlanta), and an eighth-round draft choice . . . . .	Ron Wolf
04/26/93	1993 sixth-round draft choice (CB <b>Doug Evans</b> ) from Seattle for CB <b>Dave McCloughan</b> . . . . .	Ron Wolf
08/24/93	G <b>Doug Widell</b> from Denver for 1994 seventh-round draft choice. . . . .	Ron Wolf
04/24/94	1994 first-round draft choice (G <b>Aaron Taylor</b> ) from Miami for 1994 first- and third-round draft choices. . . . .	Ron Wolf
04/24/94	1994 third-round compensatory choice (RB <b>LeShon Johnson</b> ), 1994 fourth-round draft choice (RB <b>Dorsey Levens</b> , through Denver), sixth-round draft choice (LB <b>Ruffin Hamilton</b> , through San Diego) and sixth-round compensatory choice (LB <b>Paul Duckworth</b> , through Philadelphia) from San Francisco for 1994 second-round draft choice. . . . .	Ron Wolf
04/25/94	1994 fourth-round draft choice (DE <b>Gabe Wilkins</b> , through San Francisco) and sixth-round draft choice (WR <b>Jay Kearney</b> , through Atlanta) from L.A. Raiders for 1994 fourth-round draft choice. . . . .	Ron Wolf
06/03/94	WR <b>James Milling</b> from Atlanta for DE <b>Lester Archambeau</b> . . . . .	Ron Wolf
08/28/94	WR <b>Charles Jordan</b> from L.A. Raiders for 1995 fifth-round draft choice . . . . .	Ron Wolf
03/21/95	WR <b>Mark Ingram</b> from Miami for 1995 fourth-round draft choice . . . . .	Ron Wolf
03/29/95	TE <b>Keith Jackson</b> and Green Bay's original fourth-round choice from Miami for 1995 second-round draft choice . . . . .	Ron Wolf
04/22/95	1995 first-round supplemental choice (DB <b>Craig Newsome</b> ), and 1995 third- (DT <b>Darius Holland</b> ), and sixth-round (WR <b>Charlie Simmons</b> ) draft choices from Carolina for 1995 first- and sixth-round draft choices . . . . .	Ron Wolf
04/22/95	1995 third- (FB <b>William Henderson</b> ) and fifth-round (RB <b>Tyree Jervey</b> ) draft choices from Jacksonville for QB <b>Mark Brunell</b> . . . . .	Ron Wolf
08/11/95	C <b>Mike Arthur</b> from New England for WR <b>Bill Schroeder</b> and TE <b>Jeff Wilner</b> . . . . .	Ron Wolf
08/27/95	T <b>Lindsay Knapp</b> from Kansas City for 1996 fifth-round draft choice . . . . .	Ron Wolf
08/27/95	T <b>Joe Sims</b> from Philadelphia for 1996 sixth-round draft choice . . . . .	Ron Wolf
06/06/96	RB <b>Robert Baldwin</b> from Atlanta for DB <b>Lenny McGill</b> . . . . .	Ron Wolf
06/27/96	DB <b>Eugene Robinson</b> from Seattle for DE <b>Matt LaBounty</b> . . . . .	Ron Wolf
07/17/96	Conditional draft choice from Atlanta for S <b>George Teague</b> . . . . .	Ron Wolf
04/20/97	1997 seventh-round draft choice (WR <b>Chris Miller</b> ) from Oakland for 1997 sixth-round draft choice . . . . .	Ron Wolf
08/26/97	TE <b>Tyrone Davis</b> from N.Y. Jets for past considerations. . . . .	Ron Wolf



Ron Wolf



Brett Favre

04/06/98	Conditional 1999 draft choice (S <b>Chris Akins</b> , seventh round) from St. Louis Rams for QB <b>Steve Bono</b> . . . . .	Ron Wolf
04/18/98	1998 first-round choice (DT <b>Vonnie Holliday</b> ) from Miami for 1998 first- and second-round choices . . . . .	Ron Wolf
04/19/98	1998 sixth-round draft choice (S <b>Scott McGarrahan</b> ) and 1999 sixth-round draft choice (later dealt back to Raiders) from Oakland for 1998 fifth-round draft choice . . . . .	Ron Wolf
04/23/98	RB <b>Glyn Milburn</b> from Detroit for 1999 seventh-round draft choice . . . . .	Ron Wolf
05/13/98	DE <b>Vaughn Booker</b> from Kansas City for DT <b>Darius Holland</b> . . . . .	Ron Wolf
08/21/98	Past considerations from N.Y. Jets for K <b>Brett Conway</b> . . . . .	Ron Wolf
08/24/98	DE/LS <b>Paul Frase</b> from Jacksonville for 1999 sixth-round draft choice . . . . .	Ron Wolf
08/30/98	LB <b>Leth Joyner</b> to Denver for past considerations . . . . .	Ron Wolf
08/30/98	1999 seventh-round draft choice (WR <b>Donald Driver</b> ) from Chicago Bears for RB <b>Glyn Milburn</b> . . . . .	Ron Wolf
09/29/98	RB <b>Darick Holmes</b> from Buffalo for 1999 fourth-round draft choice . . . . .	Ron Wolf
04/18/99	1999 fifth-round draft choice (C <b>Craig Heimburger</b> ) from Oakland for 1999 sixth-round draft choice and past considerations . . . . .	Ron Wolf
07/23/99	2001 seventh-round draft choice (later dealt to San Francisco) from St. Louis Rams for LB <b>Mike Morton</b> . . . . .	Ron Wolf
08/21/99	2000 sixth-round draft choice (later traded to Seattle) from N.Y. Jets for QB <b>Rick Mirer</b> . . . . .	Ron Wolf
08/31/99	2000 seventh-round draft choice (DT <b>Ron Moore</b> ) from Seattle for WR <b>Derrick Mayes</b> . . . . .	Ron Wolf
09/07/99	2000 fifth-round draft choice (later dealt back to 49ers) from San Francisco for CB <b>Craig Newsome</b> . . . . .	Ron Wolf
02/24/00	LB <b>David Bowers</b> from Denver for 2001 seventh-round draft choice . . . . .	Ron Wolf
03/16/00	TE <b>Kaseem Sinceno</b> from Philadelphia for TE <b>Jeff Thomson</b> . . . . .	Ron Wolf
04/15/00	RB <b>Ahman Green</b> and 2000 fifth-round draft choice (WR/KR <b>Joey Jamison</b> ) from Seattle for CB <b>Fred Vinson</b> and 2000 sixth-round draft choice . . . . .	Ron Wolf
04/16/00	2000 fourth-round draft choice (LB <b>Na'il Diggs</b> ) from San Francisco for 2000 fourth- and fifth-round draft choices . . . . .	Ron Wolf
07/31/00	LB <b>K.D. Williams</b> and 2001 third-round draft choice (later dealt to 49ers) from New Orleans for QB <b>Aaron Brooks</b> and TE <b>Lamont Hall</b> . . . . .	Ron Wolf
08/15/00	LB <b>Nate Wayne</b> from Denver for 2001 fourth-round draft choice . . . . .	Ron Wolf
08/26/00	CB/KR <b>Allen Rossum</b> from Philadelphia for 2001 fifth-round draft choice . . . . .	Ron Wolf
03/05/01	2001 first- (DE <b>Jamal Reynolds</b> ) and third-round (LB <b>Torrance Marshall</b> ) draft choices from Seattle for QB <b>Matt Hasselbeck</b> and 2001 first-round draft choice . . . . .	Ron Wolf
04/21/01	2001 second- (WR <b>Robert Ferguson</b> ), third- (DB <b>Bhawoh Jue</b> ) and fourth-round (G <b>Bill Ferrario</b> ) draft choices from San Francisco for 2001 second-, third- and sixth-round draft choices, and Saints' 2001 third-round draft choice ( <b>Aaron Brooks</b> trade) and Rams' 2001 seventh-round choice ( <b>Mike Morton</b> trade) . . . . .	Ron Wolf
08/07/01	TE <b>Bobby Collins</b> from Buffalo for DE <b>David Bowers</b> . . . . .	Mike Sherman
09/02/01	DT <b>Rod Walker</b> from Tennessee for 2002 seventh-round draft choice . . . . .	Mike Sherman
03/11/02	WR <b>Terry Glenn</b> from New England for 2002 fourth-round draft choice and conditional 2003 pick (fourth-round) . . . . .	Mike Sherman
04/20/02	2002 first-round choice (WR <b>Javon Walker</b> ) and 2002 fifth-round draft choice (DL <b>Aaron Kampman</b> ) from Seattle for 2002 first- and second-round draft choices . . . . .	Mike Sherman
02/28/03	CB <b>Al Harris</b> and 2003 fourth-round draft choice from Philadelphia for 2003 second-round draft choice . . . . .	Mike Sherman
02/28/03	2004 sixth-round draft choice from Dallas for WR <b>Terry Glenn</b> . . . . .	Mike Sherman
09/03/04	2005 fifth- and sixth-round draft choices from Oakland for S <b>Marques Anderson</b> . . . . .	Mike Sherman
09/05/04	Conditional 2006 draft choice to Miami for T/G <b>Brad Bedell</b> . . . . .	Mike Sherman
	DE <b>R-Kal Truluck</b> from Kansas City for fifth- and sixth-round 2005 draft choices . . . . .	Mike Sherman
10/04/04	QB <b>J.T. O'Sullivan</b> and 2005 second-round draft choice (S <b>Nick Collins</b> ) from New Orleans for CB <b>Mike McKenzie</b> and 2006 conditional draft choice (sixth-round) . . . . .	Mike Sherman
09/03/05	LB <b>Robert Thomas</b> from St. Louis Rams for CB <b>Chris Johnson</b> . . . . .	Ted Thompson
04/29/06	2006 second-round draft choice from Denver for WR <b>Javon Walker</b> . . . . .	Ted Thompson
09/13/06	RB <b>Vernand Morency</b> from Houston for RB <b>Samkon Gado</b> . . . . .	Ted Thompson
09/01/07	RB <b>Ryan Grant</b> from N.Y. Giants for 2008 sixth-round draft choice . . . . .	Ted Thompson
02/01/08	2008 second-round draft choice (QB <b>Brian Brohm</b> ) from Cleveland for DT <b>Corey Williams</b> . . . . .	Ted Thompson
04/26/08	2008 second-round draft choice (WR <b>Jordy Nelson</b> ) and fourth-round draft choice (later traded to N.Y. Jets) from N.Y. Jets for 2008 first-round draft choice . . . . .	Ted Thompson
08/06/08	2009 conditional draft choice (third-round) from N.Y. Jets for QB <b>Brett Favre</b> . . . . .	Ted Thompson
04/13/09	Future conditional draft choice (2011 seventh-round) from Carolina for LS <b>J.J. Jansen</b> . . . . .	Ted Thompson
04/25/09	2009 first-round draft choice (LB <b>Clay Matthews</b> ) and fifth-round draft choice (T <b>Jaemon Meredith</b> ) from New England for 2009 second- and two third-round draft choices . . . . .	Ted Thompson
09/05/09	S <b>Derrick Martin</b> from Baltimore Ravens for T <b>Tony Moll</b> . . . . .	Ted Thompson
10/18/10	S <b>Anthony Smith</b> from Jacksonville for future conditional draft choice . . . . .	Ted Thompson
09/03/11	Future conditional draft choice (seventh-round) from N.Y. Jets for G <b>Caleb Schlauderaff</b> . . . . .	Ted Thompson
04/27/12	2012 second-round draft choice (DE <b>Jerel Worthy</b> ) from Philadelphia for 2012 second- and fourth-round draft choices . . . . .	Ted Thompson
04/27/12	2012 second-round draft choice (CB <b>Casey Hayward</b> ) from New England for 2012 third- and fifth-round draft choices . . . . .	Ted Thompson
04/29/16	2016 second-round draft choice (T <b>Jason Spriggs</b> ) from Indianapolis for 2016 second-, fourth- and seventh-round draft choices . . . . .	Ted Thompson
04/27/17	2017 second-round draft choice (CB <b>Kevin King</b> ) and fourth-round draft choice (LB <b>Vince Biegel</b> ) from Cleveland for 2017 first-round draft choice . . . . .	Ted Thompson
03/15/18	QB <b>DeShone Kizer</b> and 2018 fourth- and fifth-round draft choices from Cleveland Browns for CB <b>Damarious Randall</b> and 2018 fourth- and fifth-round draft choices . . . . .	Brian Gutekunst
04/26/18	2018 first- and fifth-round draft choices and 2019 first-round choice from New Orleans for 2018 first- round draft choice . . . . .	Brian Gutekunst
04/26/18	2018 first-round choice (CB <b>Jaire Alexander</b> ) and seventh-round choice (LB <b>Kendall Donnerson</b> ) from Seattle for 2018 first-, third- and sixth-round choices . . . . .	Brian Gutekunst

FREE AGENTS SIGNED & LOST, 1989-2018

PLAN B FREE AGENTS, 1989-92

SIGNED

- 1989: **G Billy Ard, T Mike Arley**, NT Doug Bartlett, **WR Carl Bland, P Maury Buford, C Blair Bush, C James Campen**, LB Kurt Crain, **FB Michael Haddix**, RB Darryl Harris, RB Bobby Howard, LB Todd Howard, **CB Van Jakes**, TE Brent Novoselsky, K Kirk Roach, RB Jeff Smith, **TE John Spagnola, CB Mickey Sutton**, TE Gary Wilkins, NT Toby Williams.
- 1990: LB Aaron Chubb, LB Greg Clark, DE James Cribbs, TE Donnie Dee, RB Paul Frazier, TE William Harris, P Dale Hatcher, **CB Jerry Holmes**, WR Flip Johnson, LB M.L. Johnson, DL Shawn Miller, **WR Clarence Weathers**, C/G George Yarno.
- 1991: **T/G Louis Cheek, LB Greg Clark**, T/G Glenn Derby, CB Ventson Donelson, **FB Derrick Douglas, S Tim Hauck, T Scott Jones**, TE Brian Kinchen, **LB Kurt Larson, CB Roland Mitchell, FB Allen Rice, RB Vai Sikahema, QB Mike Tomczak**.

- 1992: **WR Sanjay Beach, CB Lewis Billups, LB Jeff Brady**, NT Frank Conover, LB Mike McDonald, **WR Kitrick Taylor**, T David Vienne, S Charles Washington, **S Adrian White, C/G Frank Winters**.  
*\*players who made squad in bold*



Winters

LOST

- 1989: DE Alphonso Carreker (Denver), T Steve Collier (N.Y. Jets), RB Patrick Collins (Cleveland), RB Kenneth Davis (Buffalo), C Kani Kauhahi (Phoenix), S Chris Mandeville (Washington), **CB Gary Richard (Pittsburgh), T Tommy Robison (Atlanta)**.
- 1990: **WR Aubrey Matthews (Detroit), S Ken Stills (Minnesota)**.
- 1991: **TE Craig Hudson (Dallas), T Alan Veingrad (Dallas)**.
- 1992: **WR Eric Affholter (San Diego), LB Reggie Burnette (Tampa Bay), C Blair Bush (L.A. Rams), T Steve Gabbard (Washington), WR Jeff Query (Houston), RB/KR Vai Sikahema (Philadelphia)**.

SIGNIFICANT ROOKIE FREE-AGENT SIGNINGS

B Myrt Basing	23	Curly Lambeau
B/P Verne Lewellen	24	Curly Lambeau
QB Arnie Herber	30	Curly Lambeau
B Hank Bruder	31	Curly Lambeau
E Milt Gantenbein	31	Curly Lambeau
B Clarke Hinkle	32	Curly Lambeau
G/B Buckets Goldenberg	33	Curly Lambeau
B Bob Monnett	33	Curly Lambeau
HB Joe Laws	34	Curly Lambeau
E Don Hutson	35	Curly Lambeau
E Carl Mulleneaux	38	Curly Lambeau
FB Ted Fritsch	42	Curly Lambeau
*S Willie Wood	60	Vince Lombardi
TE Paul Coffman	78	Bart Starr
S Mark Murphy	80	Bart Starr
LB Randy Scott	81	Bart Starr
TE Ed West	84	Forrest Gregg
LB Mike Weddington	86	Forrest Gregg
CB Lenny McGill	94	Ron Wolf
QB Kurt Warner	94	Ron Wolf
G Joe Andruzzi	97	Ron Wolf
LB Jude Waddy	98	Ron Wolf
T Kevin Barry	02	Mike Sherman
RB Tony Fisher	02	Mike Sherman
DE Cullen Jenkins	03	Mike Sherman
FB Vonta Leach	04	Mike Sherman
DE Jason Hunter	06	Ted Thompson
G/C Evan Dietrich-Smith	09	Ted Thompson
CB Sam Shields	10	Ted Thompson
LB Frank Zombo	10	Ted Thompson
S M.D. Jennings	11	Ted Thompson
LB Jamari Lattimore	11	Ted Thompson
T/G Don Barclay	12	Ted Thompson
WR Jarrett Boykin	12	Ted Thompson
LB Andy Mulumba	13	Ted Thompson
G Lane Taylor	13	Ted Thompson
LB Jayrone Elliott	14	Ted Thompson
DT Mike Pennel	14	Ted Thompson
TE Justin Perillo	14	Ted Thompson
LB Joe Thomas	14	Ted Thompson
CB LaDarius Gunter	15	Ted Thompson
S Kentrell Brice	16	Ted Thompson
QB Joe Callahan	16	Ted Thompson
S Marwin Evans	16	Ted Thompson
P Justin Vogel	17	Ted Thompson

\*—wrote to Packers for trout

NOTABLE VETERAN FREE-AGENT SIGNINGS

T Cub Buck	20 (Canton)	Curly Lambeau
C Jug Earp	22 (Rock Island)	Curly Lambeau
E Lavvie Dilweg	27 (Milw)	Curly Lambeau
FB Bo Molenda	28 (NY Yankees)	Curly Lambeau
T Cal Hubbard	29 (NYG)	Curly Lambeau
B J. (Blood) McNally	29 (Pottsville)	Curly Lambeau
G Mike Michalske	29 (NY Yankees)	Curly Lambeau
G/T Tiny Ebretnesen	34 (Brooklyn)	Curly Lambeau
E Gary Knaflc	54 (ChiC)	Lisle Blackburn
HB Jesse Whittenton	58 (ChiB)	Ray McLean
QB Zeke Bratkowski	63 (LARm)	Vince Lombardi
DB/P Jerry Norton	63 (StLC)	Vince Lombardi
NT Jerry Boyarsky	86 (Buf)	Forrest Gregg
S Tiger Greene	86 (Atl)	Forrest Gregg
TE Clint Didier	88 (Was)	LInfante/T.Braatz
WR Perry Kemp	88 (CleB)	LInfante/T.Braatz
NT Bob Nelson	88 (TB)	LInfante/T.Braatz
CB Ron Pitts	88 (Buf)	LInfante/T.Braatz
QB Doug Pederson	95 (Mia)	Ron Wolf
WR Don Beebe	96 (Car)	Ron Wolf
LS Rob Davis	97 (ChiB)	Ron Wolf
LB Hardy Nickerson	02 (Jax)	Mike Sherman
TE Donald Lee	05 (Mia)	Ted Thompson
WR Koren Robinson	06 (Min)	Ted Thompson
LS Brett Goode	08 (Jax)	Ted Thompson
LB Erik Walden	10 (Mia)	Ted Thompson
LB Julius Peppers	14 (ChiB)	Ted Thompson
TE Jared Cook	16 (StLR)	Ted Thompson
CB Davon House	17 (Jax)	Ted Thompson
TE Lance Kendricks	17 (LaRm)	Ted Thompson
DL Muhammad Wilkerson	18 (NYJ)	Brian Gutekunst
TE Mercedes Lewis	18 (Jax)	Brian Gutekunst
T/G Byron Bell	18 (DalC)	Brian Gutekunst

NOTABLE WAIVER ACQUISITIONS

DB Doug Hart	63 (StLC)	Vince Lombardi
FB Chuck Mercein	67 (NYG)	Vince Lombardi
WR Jon Stagers	71 (Pit)	Dan Devine
CB/RB Perry Smith	73 (Oak)	Dan Devine
G Keith Uecker	84 (Den)	Forrest Gregg
WR/KR Corey Harris	92 (HouO)	Ron Wolf
WR Ron Lewis	92 (SF)	Ron Wolf
NT Gilbert Brown	93 (Min)	Ron Wolf
WR Anthony Morgan	93 (ChiB)	Ron Wolf
T Gary Brown	94 (Pit)	Ron Wolf
QB Jim McMahon	96 (CleB)	Ron Wolf
WR Andre Rison	96 (Jax)	Ron Wolf
K Ryan Longwell	97 (SF)	Ron Wolf
CB Tod McBride	98 (Sea)	Ron Wolf
DT Grady Jackson	03 (NO)	Mike Sherman
CB Jarrett Bush	06 (Car)	Ted Thompson
FB John Kuhn	07 (Pit)	Ted Thompson
DT Howard Green	10 (NYJ)	Ted Thompson
P Jacob Schum	16 (TB)	Ted Thompson

# UNRESTRICTED FREE AGENTS, 1993-2018

## SIGNED

- 1993: WR Louis Clark (Seattle), WR Mark Clayton (Miami), G Harry Galbreath (Miami), T Tunch Ilkin (Pittsburgh), NT Bill Maas (Kansas City), S Mike Prior (Indianapolis), DE Reggie White (Philadelphia).  
 1994: RB Reggie Cobb (Tampa Bay), DE Sean Jones (Houston Oilers), G Guy McIntyre (San Francisco), LB Fred Strickland (Minnesota).  
 1995: None.  
 1996: WR Don Beebe (Carolina), LB Ron Cox (Chicago), DT Santana Dotson (Tampa Bay), WR/KR Desmond Howard (Jacksonville).  
 1997: S Brad Edwards (Atlanta), LS Harper LeBel (Atlanta), WR Qadry Ismail (Minnesota).  
 1998: DE Eric Curry (Tampa Bay), RB Raymont Harris (Chicago), P Sean Landeta (Tampa Bay), S Pat Terrell (Carolina), T Matt Willig (Atlanta).  
 1999: LB Anthony Davis (Kansas City), G/C Raleigh McKenzie (San Diego), LB Mike Morton (Oakland).  
 2000: P Tom Hutton (Miami), DT Russell Maryland (Oakland), LB Mike Morton (St. Louis Rams), DE John Thierry (Cleveland).  
 2001: None.  
 2002: DE Joe Johnson (New Orleans).  
 2003: FB Nick Lucey (Cincinnati), LB Hannibal Navies (Carolina), DE Chukie Nwokorie (Indianapolis), C/G Grey Ruegamer (New England).  
 2004: S Mark Roman (Cincinnati).  
 2005: G Adrian Klemm (New England), G Matt O'Dwyer (Tampa Bay).  
 2006: WR Marc Boerigter (Kansas City), S Marquand Manuel (Seattle), DT Ryan Pickett (St. Louis Rams), LB Ben Taylor (Cleveland), CB Charles Woodson (Oakland).  
 2007: CB Frank Walker (N.Y. Giants).  
 2008: LB Brandon Chillar (St. Louis Rams).  
 2009: C/G Duke Preston (Buffalo).  
 2010: None.  
 2011: None.  
 2012: DE Anthony Hargrove (Seattle), C Jeff Saturday (Indianapolis).  
 2013: None.  
 2014: None.  
 2015: None.  
 2016: None.  
 2017: TE Martellus Bennett (New England), G Jahri Evans (New Orleans).  
 2018: TE Jimmy Graham (Seattle), CB Tramont Williams (Arizona).

## LOST

- 1993: S Chuck Cecil (Phoenix), T Tootie Robbins (New Orleans), RB Vince Workman (Tampa Bay).  
 1994: LB Tony Bennett (Indianapolis), G Doug Widell (Detroit).  
 1995: DT Matt Brock (N.Y. Jets), DE Don Davey (Jacksonville), S Tim Hauck (Denver), TE Reggie Johnson (Philadelphia), LB Bryce Paup (Buffalo), G Joe Sims (Philadelphia), RB Darrell Thompson (Chicago), TE Ed West (Indianapolis).  
 1996: QB Ty Detmer (Philadelphia), G Harry Galbreath (N.Y. Jets), NT John Jurkovic (Jacksonville), LB Fred Strickland (Dallas).  
 1997: WR/KR Desmond Howard (Oakland).  
 1998: RB Edgar Bennett (Chicago), CB Mark Collins (Seattle), CB Doug Evans (Carolina), P Craig Hentrich (Tennessee Oilers), WR Terry Mickens (Oakland), S Eugene Robinson (Atlanta), G Aaron Taylor (San Diego), DE Gabe Wilkins (San Francisco).  
 1999: LB Lamont Hollinquest (Kansas City), RB Darick Holmes (Indianapolis), RB Travis Jervey (San Francisco), DT Bob Kuberski (Atlanta), P Sean Landeta (Philadelphia), CB/S Roderick Mullen (Carolina), QB Doug Pederson (Philadelphia), G Adam Timmerman (St. Louis Rams).  
 2000: DE Vaughn Booker (Cincinnati), LB Keith McKenzie (Cleveland).  
 2001: LB Mike Morton (Indianapolis), G Ross Verba (Cleveland).  
 2002: WR Corey Bradford (Houston Texans), S Billy Jenkins (Buffalo), CB/KR Allen Rossum (Atlanta), WR Bill Schroeder (Detroit), G/T Barry Stokes (Cleveland), DE John Thierry (Atlanta).  
 2003: DE Vonnie Holliday (Kansas City), DE/DT Billy Lyon (Minnesota), CB Tod McBride (Atlanta).  
 2004: P Josh Bidwell (Tampa Bay), S Antuan Edwards (Miami).  
 2005: S Bhawoh Jue (San Diego), G Marco Rivera (Dallas).  
 2006: RB Tony Fisher (St. Louis Rams), C Mike Flanagan (Houston Texans), LB Paris Lenon (Detroit), K Ryan Longwell (Minnesota), QB Craig Nall (Buffalo), G/C Grey Ruegamer (N.Y. Giants).  
 2007: DT Kenderick Allen (Cincinnati), RB Ahman Green (Houston Texans), TE David Martin (Miami).  
 2008: CB Frank Walker (Baltimore Ravens).  
 2009: DT Colin Cole (Seattle).  
 2010: LB Aaron Kampman (Jacksonville).  
 2011: S Atari Bigby (Seattle), G Daryn Colledge (Arizona), FB Korey Hall (New Orleans), RB Brandon Jackson (Cleveland), DE Cullen Jenkins (Philadelphia), G/C Jason Spitz (Jacksonville), S Anthony Smith (Tennessee Titans).  
 2012: QB Matt Flynn (Seattle), CB Pat Lee (Oakland), C Scott Wells (St. Louis).  
 2013: WR Greg Jennings (Minnesota), LB Erik Walden (Indianapolis).  
 2014: C/G Evan Dietrich-Smith (Tampa Bay), WR James Jones (Oakland), T Marshall Newhouse (Cincinnati), DE C.J. Wilson (Oakland).  
 2015: CB Davon House (Jacksonville), LB Jamari Lattimore (N.Y. Jets), CB Tramont Williams (Cleveland).  
 2016: CB Casey Hayward (San Diego), QB Scott Tolzien (Indianapolis).  
 2017: TE Jared Cook (Oakland), DB Micah Hyde (Buffalo), DE/LB Datone Jones (Minnesota), RB Eddie Lacy (Seattle), G T.J. Lang (Detroit), LB Julius Peppers (Carolina), C/G JC Tretter (Cleveland).  
 2018: S Morgan Burnett (Pittsburgh), WR Jeff Janis (Cleveland), T Ulrick John (New England), TE Richard Rodgers (Philadelphia).



Since the Packers signed landmark free agent DE Reggie White in 1993, Green Bay owns the NFL's second-best regular-season record at 245-138-1 (.639).

# RESTRICTED FREE AGENTS, 1993-2018

## SIGNED

1993-2018: None.

## LOST

- 1993: QB Don Majkowski (Ind)  
 1994: TE Jackie Harris (TB)  
 1995: CB Corey Harris (Sea)  
 1996: WR Charles Jordan (Mia)  
 1998: RB Aaron Hayden (Phi)  
 2003: S Matt Bowen (Was)

## TRANSITION-PLAYER DESIGNATIONS (8)

- 1994: S LeRoy Butler  
 TE Jackie Harris  
 1995: S LeRoy Butler  
 1996: S LeRoy Butler  
 2000: S LeRoy Butler  
 2001: S LeRoy Butler  
 2003: DT Cletidius Hunt  
 2005: TE Bubba Franks

## FRANCHISE-PLAYER DESIGNATIONS (5)

- 1998: RB Dorsey Levens  
 1999: WR Antonio Freeman  
 2004: T Chad Clifton  
 2008: DT Corey Williams  
 2010: DE Ryan Pickett





**LAMBEAU FIELD**

## HALLOWED GROUND

One of the most revered stadiums in the country, Lambeau Field this year is hosting its 62nd season of football.

A year-round destination venue enjoyed by Packers fans in a variety of ways on a daily basis, it underwent a dramatic facelift from 2000-03 that added a host of new amenities and attractions, carrying the glorious tradition and history of the Packers forward in the “like-new” Lambeau Field. Building upon that success, the venerable stadium recently completed a five-year expansion and renovation (2011-15) that saw the debut of the South End in 2013, a new section which closed the south end-zone structure and features approximately 7,000 new seats, including premium seating as well as sponsor and partner areas. Additionally, the stadium’s main premium seating areas were updated in a two-year, \$55 million renovation project that was fully complete at the start of the 2017 season.

Featuring the only true “retro” look in the entire league, Lambeau Field through the redevelopment and recent expansion has maintained its heart – the original seating bowl. The same hallowed ground where many of the NFL’s greatest moments have transpired continues to exist, a setting in which current players will create incredible memories in future years. Even with the changes over the past 15 years, Lambeau maintains its nostalgic and intimate feel with totally unobstructed sightlines. Permeated by history, tradition and mystique, the view from inside can be awe-inspiring.

What was once just a football stadium that fans could use only 10 days during the season is today a Packers cultural center that can be enjoyed throughout the year. Within the five-story Lambeau Field Atrium, located on the stadium’s east side, is the Packers Pro Shop; corporate meeting and event facilities for up to 25 to 1,200 people; the Packers Hall of Fame; and a restaurant, 1919 Kitchen & Tap (see pages 618-619 for a full listing of the Atrium dining, entertainment and retail options).

Historic Lambeau Field is the longest continuously occupied stadium in the league – 15 years more than the next-closest venue, Arrowhead Stadium in Kansas City at 47 years. In pro sports as a whole, only the Boston Red Sox at Fenway Park (107 seasons) and the Chicago Cubs at Wrigley Field (105 seasons) have longer active home-field tenures.

### HUMBLE BEGINNINGS

The stadium that enjoys iconic status today had very humble beginnings.

Originally built at a cost of \$960,000, an amount shared equally by the Packers Corporation and the city of Green Bay, the facility was financed by way of a bond issue that received 2-to-1 voter approval in a municipal referendum conducted April 3, 1956.

Located in southwest Green Bay, surrounded on three sides by the village of Ashwaubenon, Lambeau Field originally was built on farmland, purchased for \$73,305. The stadium’s origi-

nal architect, Somerville Inc., favored the current site because it was sloped, making it perfect to build a bowl.

Dedicated as Green Bay City Stadium on Sept. 29, 1957 – a day that 32,132 fans saw Green Bay topple the hated Chicago Bears, 21-17 – attendees included Vice President Richard Nixon and NFL Commissioner Bert Bell. In 1965, the facility was renamed Lambeau Field following the death of E.L. “Curly” Lambeau, the Packers’ co-founder and first coach.

### SEATING EXPANSIONS: 1961-95

Prior to the 2003 redevelopment, seven seating additions – all paid for by the Green Bay Packers Inc. – increased Lambeau’s capacity from its original 32,154 to 38,669 in 1961, to 42,327 in 1963, to 50,852 in 1965 and to 56,263 in 1970. Construction of 72 initial suites in 1985 moved capacity to 56,926, and a 1990 addition of 36 boxes and 1,920 theatre-style club seats changed the number to 59,543. The seventh seating addition, a \$4.7 million project in 1995, put 90 more suites in the previously open north end zone, for the first time giving the stadium the feel of a complete bowl and upping capacity to 60,890.

### MAJOR UPGRADES NEEDED


Even with Lambeau Field’s numerous smaller-scale changes and improvements through the years, the stadium was becoming outdated in the 1990s with other new NFL stadiums coming online.

As a publicly owned team, the Packers must generate a significant amount of income from their home to remain competitive. Challenges with capacity, as well as the need for updated suites plus more club seats, restrooms and concessions, made redevelopment a necessity.

Faced with these challenges, the organization went to work in October 1999, assembling a plan to protect 80 years of Packers history and ensure the club’s continued viability. After several feasibility studies and with overwhelming support for renovation, as opposed to building a new stadium, the redevelopment plan was determined as the proper course of action. Unveiled in January 2000, the plan ultimately won voter approval that September with the hard work of people committed to preserving Green Bay’s unique franchise.

“Our fans overwhelmingly asked us to save Lambeau Field,” then-President/CEO Bob Harlan said. “This plan accomplishes that while giving the Packers an economic base to build for the future in Green Bay. We want this to be the No. 1 destination in Wisconsin. We’re going to build a stadium that the rest of the National Football League wished it had.”

Included in the redevelopment were more than 11,600 additional seats (the stadium’s eighth addition), including roughly 6,600 more bowl seats, which increased Lambeau’s capacity to 73,094 at the time. More than 4,000 of the seats were available for use during the 2002 season with construction ongoing, and capacity fluctuated between 65,290 and



### LAMBEAU AT A GLANCE ...

- **Dedicated:** Sept. 29, 1957; Green Bay 21, Chicago Bears 17
- **Capacity:** 81,441 (present)  
73,094 in 2003  
65,290 to 66,110 in 2002  
60,890 in 2001  
32,154 in 1957 (original seating)
- **Original name:** Green Bay City Stadium
- **Original cost:** \$960,000 (paid off in 1978)
- **Renamed:** Rededicated as Lambeau Field, Sept. 11, 1965, following death of Curly Lambeau the previous June
- **Owner:** City of Green Bay and Green Bay/Brown County Professional Football Stadium District (operated/maintained by the team)
- **Field:** Renovated in 2018, the top level of the field system is 10 inches of root-zone sand and Kentucky bluegrass turf. SISGrass polyethylene fibers are stitched into the surface, providing strength and stability to the field. Fibers extend approximately seven inches below the surface, and are spaced every three-quarters of an inch. Approximately 20 million individual stitches make up the process.
- **Heating system:** Updated in 2018 and contains more than 43 miles of radiant heating pipe, which can maintain a root-zone temperature of 55-plus degrees to keep the ground from freezing during the season’s latter months. First system was put in by Vince Lombardi for 1967 season (failed during Ice Bowl).
- **Location:** 1265 Lombardi Ave., southwest Green Bay
- **NFL Championship Games:** Three (1961, 1965 and 1967)
- **Packers’ all-time record, Lambeau Field:**  
Regular Season: 221-120-5 (.647)  
Postseason: 16-5-0 (.762)  
Overall: 237-125-5 (.653)





66,110 as the season progressed.

The main concourse, previously so narrow in some places that it had become a safety problem, also was expanded significantly in 2002. And a new, upper concourse, complete with concession stands and restrooms, that increases the ease with which fans can move through the facility, fully debuted in 2003 with the project's completion after partial use in 2002.

Concession stands and restrooms were greatly expanded as well. Concession points of sale increased to 281 on the main and upper concourses alone, up from 186. The 2003 project increased the availability of women's restrooms from 180 to 556, and men's from 436 to 708.

The centerpiece of the redeveloped stadium is the Lambeau Field Atrium, a 376,000-square-foot, five-plus-story structure on the east side. MillerCoors, through a sponsorship that extends through the 2022 NFL season, is a partner with the Packers in the Atrium and is the sponsor of the area's main entrance gate, the Miller Lite Gate. Welcoming fans is a glass wall, facing Lombardi Avenue, measuring more than 180 feet long and 80 feet high. Additionally, in July 2002, all of the team's administrative and football-operations offices also relocated to within the Atrium.

Just outside the Atrium is the Robert E. Harlan Plaza, named in honor of the former team CEO (1989-2008). In the space are bronze statues of team founder Curly Lambeau and legendary coach Vince Lombardi. Sculpted by Julie Rotblatt-Amrany (Lombardi) and Omri Amrany (Lambeau) of the Fine Art Studio of Rotblatt-Amrany in Highland Park, Ill., each statue is 14 feet tall and sits atop three feet of steps and a four-foot base. Benches throughout the area make the plaza area a great place to sit and soak up the majesty of Lambeau Field.

The **Packers' football facilities** – a vital element in attracting players in today's ultra-competitive NFL – also were enhanced greatly by the stadium's redevelopment, debuting in time for the 2002 season. The centerpiece of these quarters is a breathtaking, 64-by-120-foot, football-shaped locker room with 64 stately wooden lockers. Another 38 lockers can be found in an adjoining, auxiliary locker room.

The football facilities also feature a much larger athletic training room with all of the latest therapy pools, as well as a permanent X-ray machine, individual position meeting rooms with theatre-style seating, a 150-plus-seat team auditorium, a basketball court with a parquet wood floor, and a racquetball court.



### 2000-03 REDEVELOPMENT FINANCING

- Total cost: \$295 million
- Referendum passed by Brown County voters Sept. 12, 2000.
- \$160 million in bonds from half-cent sales tax in Brown County.
- \$9.1 million for stadium infrastructure improvements from the state of Wisconsin.
- \$125.9 million from the Packers, the city of Green Bay and the NFL...One-time seat-user fee (\$1,400 for seven-game "Green Package" ticket holders, \$600 for three-game "Gold Package" ticket holders) in 2001...Proceeds contributed from the 1997-98 stock sale and an NFL loan...Additionally, the club pledged to cover any project cost overruns in consideration of its authority to direct the design of the building and stadium construction.

### LAMBEAU FIELD UPGRADES

- |                        |  |
|------------------------|--|
| <b>TICKETS</b>         | <ul style="list-style-type: none"> <li>■ Increase in stadium capacity to 81,441 in 2014.</li> <li>■ Increase in stadium capacity from 60,890 in 2001 to 73,094 in 2003.</li> <li>■ The Packers make 3,000 tickets available per game to Brown County residents 18 and over who do not hold season tickets; the program began in 2003.</li> <li>■ The season-ticket waiting list, which currently stands at 135,000, continues to grow.</li> </ul>  |
| <b>PREMIUM SEATING</b> | <ul style="list-style-type: none"> <li>■ 168 state-of-the-art private suites featuring increased square footage and high-end custom finishes.</li> <li>■ Club seating increased from 1,920 indoor seats to approximately 3,000 indoor and 3,000 outdoor seats.</li> <li>■ An exclusive club level can be accessed by suite and club seat holders on game day. Available to the general public during the year for functions.</li> <li>■ 20 Terrace Suites in South End feature 12 seats and indoor and outdoor areas.</li> <li>■ Champions Club features 160 seats high above in the South End.</li> <li>■ A two-year, \$55 million suite and club-seat area renovation project wrapped up in 2017.</li> </ul> |
| <b>AMENITIES</b>       | <ul style="list-style-type: none"> <li>■ Concession points of sale doubled (to almost 300).</li> <li>■ Dramatic increase in number of restroom facilities.</li> <li>■ Disabled seating increased from 56 to 876.</li> <li>■ An upper concourse added and existing concourses widened.</li> <li>■ Three new gates (Bellin Health, Shopko, American Family Insurance) added to better serve fans.</li> <li>■ Enhanced Wi-Fi and cellular systems added in 2015.</li> </ul>   |

Other benefits realized through the redevelopment project included a modern system of field lights that is more than eight times brighter than the previous stadium lights, and a new visiting-team locker room. In 2018, the stadium lights were updated to a new system featuring LED lights that use 60 percent fewer kilowatts, enhanced glare control and greater color rendition for spectators and broadcasts.

Also, a larger, more comfortable and modern press box that can seat in excess of 250 media members for a playoff game – positioned along the sidelines – debuted in 2002. In 2003, the

press box was renamed "The Lee Remmel Press Box" in honor of the late former newspaper sportswriter, Packers public relations director and team historian who had more than 60 years of close association with the organization.

Overall, the project took 32 months to complete and was completed on time – and on budget – with the Packers remaining in Green Bay to play all of their games.

#### FINANCING THE 2000-03 REDEVELOPMENT

A portion of the 2003 project's \$295 million financing came in the form of a half-cent sales tax in Brown County – where the Packers make their estimated nearly \$300 million annual economic impact – that supported more than \$160 million in bonding. Voters approved the support by county-wide referendum on Sept. 12, 2000. (The tax ended on Sept. 30, 2015.) The state of Wisconsin approved funding of an additional \$9.1 million for stadium-infrastructure improvements. The Packers, the city and the NFL contributed \$125.9 million from a one-time seat user fee (\$1,400 for seven-game "Green Package" ticket holders, \$600 for three-game "Gold Package" ticket holders, in 2001), proceeds from the 1997-98 stock sale and an NFL loan. And, the club pledged to cover any project cost overruns in consideration of its authority to direct the design of the building and stadium construction.

The Packers' contribution to the project ranked as the fifth highest in NFL history at that point. Tommy Thompson, Wisconsin governor at the time, signed into law enabling legislation May 13, 2000, in a ceremony held on the playing field. Later, on Jan. 3, 2001, the Green Bay/Brown County Professional Stadium District Board approved a new Lambeau Field 30-year lease agreement between the district, the Packers and the city of Green Bay. A groundbreaking ceremony, involving then-Governor Scott McCallum, area dignitaries and Packers officials and players, subsequently was held May 19, 2001.

#### TEAM BENEFITS FROM NEW REVENUE STREAMS

The Lambeau Field Atrium, with its many attractions, created an "entertainment district" at the legendary stadium, a concept pioneered at venues like Camden Yards in Baltimore and Progressive Field in Cleveland.

Revenue generated from the Packers Pro Shop, the Packers Hall of Fame, 1919 Kitchen & Tap, the Atrium eateries and Lambeau Field events is essential to the Packers' long-term survival. In just the first year, with only the new Pro Shop open and several gate sponsorships sold, the Packers' NFL revenue ranking for the fiscal year 2002-03 jumped to 10th, up from 20th the prior year. The strong financial performance continued during the ensuing fiscal years as all elements of the rede-

#### LONGEST CONTINUOUSLY OCCUPIED NFL STADIUMS

Years	Current Name	Tenant	First NFL Game
62	Lambeau Field	Green Bay Packers	1957
47	Arrowhead Stadium	Kansas City Chiefs	1972
46	Ralph Wilson Stadium	Buffalo Bills	1973
44	Mercedes-Benz Super.*	New Orleans Saints	1975
32	Sun Life Stadium	Miami Dolphins	1987
24	EverBank Field	Jacksonville Jaguars	1995
	O.co Coliseum	Oakland Raiders	1995
23	Bank of America Stadium	Carolina Panthers	1996
22	FedExField	Washington Redskins	1997
21	M&T Bank Stadium	Baltimore Ravens	1998
	Raymond James Stadium	Tampa Bay Buccaneers	1998
20	FirstEnergy Stadium	Cleveland Browns	1999
	Nissan Stadium	Tennessee Titans	1999
19	Paul Brown Stadium	Cincinnati Bengals	2000
18	Heinz Field	Pittsburgh Steelers	2001
	Sports Authority Field	Denver Broncos	2001
17	Ford Field	Detroit Lions	2002
	Gillette Stadium	New England Patriots	2002
	NRG Stadium	Houston Texans	2002
	CenturyLink Field	Seattle Seahawks	2002
16	Lincoln Financial Field	Philadelphia Eagles	2003
	Soldier Field (new)	Chicago Bears	2003
13	Univ. of Phoenix S.	Arizona Cardinals	2006
11	Lucas Oil Stadium	Indianapolis Colts	2008
10	AT&T Stadium	Dallas Cowboys	2009
9	MetLife Stadium	N.Y. Giants/N.Y. Jets	2010
5	Levi's Stadium	San Francisco 49ers	2014
3	L.A. Coliseum	Los Angeles Rams	2016
	U.S. Bank Stadium	Minnesota Vikings	2016
2	StubHub Center	Los Angeles Chargers	2017
2	Mercedes-Benz Stadium	Atlanta Falcons	2017

\*New Orleans Saints played only preseason games at Superdome in 2005

veloped stadium came online; the club's NFL revenue ranking has continued to be in the second quartile, allowing the team to continue delivering on its promise to the community and its fans – turning profitability into the preservation of the franchise and the stadium. The redevelopment's economic impact on the area has been positive as well; roughly 65 percent of the Lambeau Field events department's bookings come from outside Brown County, bringing in additional business to the Green Bay area. The Atrium already has events booked out to 2021.

#### THE PLAYING SURFACE

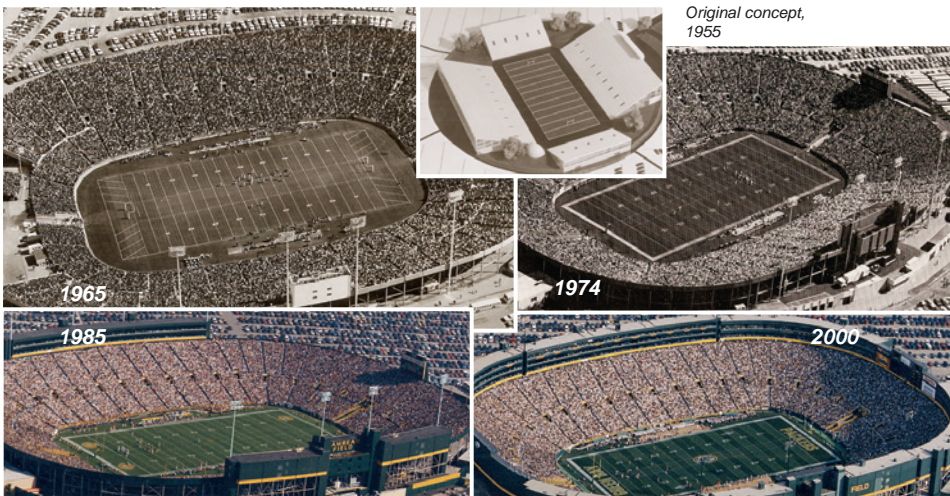
In 2018, the Packers renovated Lambeau Field's playing surface, which had last been upgraded in 2007. The field's



#### 2011-15 EXPANSION AND RENOVATION FINANCING

- Total cost: \$312 million for two phases; no funding from public tax money.
- The first phase, including the south end-zone expansion, sound and video upgrades, cost \$146 million and was funded by the Packers (\$64 million from the organization's fifth stock sale), an NFL loan (\$61 million) and a contribution from the stadium district (\$21 million).
- The second phase, including the Atrium renovations, cost \$166 million and was funded by the Packers (\$111 million through traditional financing) and an NFL loan (\$55 million).





sand root-zone stabilizing fibers were in need of replacement due to regular wear-and-tear of the field. The project called for the removal and replacement of the 12 inches of sand root zone, as well as the underlying pea gravel. The bottom subgrade level consisting of compacted clay and drain tile was left intact, as it is still in excellent condition. The project also allowed the organization to make slight adjustments to the field itself, including rezoning the irrigation system to allow better control and raising the pea-gravel layer two inches. On the second layer from the bottom, new tubing for the heating system was installed on the gravel layer, bringing it two inches closer to the surface to help maximize the system's efficiency and effectiveness. Root-zone sand was then installed at a depth of 10 inches rather than the previous 12 inches. Kentucky bluegrass sod was installed, and once established, synthetic fibers from SISGrass were stitched into the profile at a depth of seven inches, with three-quarters of an inch spacing between fibers. The fibers are polyethylene, replacing the polypropylene fibers that had been utilized since 2007. A slight crown of .6 percent will continue to exist to assist water and snow runoff when the field is covered with a tarp. Additionally, the apron surrounding the field was recoated with the same rubberized, non-skid material that was used previously. A new system of grow lights also will debut in 2018 to further enhance the surface and extend the growing season into the cooler months.

#### 2011-15 EXPANSION AND RENOVATION

The 2011-15 expansion and renovation of Lambeau Field and the Atrium, a \$312 million project, began in 2011 with the installation of a distributed-audio system that delivers sound more consistently and evenly throughout the stadium bowl. The 2012 season featured new high-definition video boards in the end zones with displays four times larger than the old versions, as well as a new Bellin Health Gate on the north end of the stadium with an accompanying North Loft, a popular rooftop viewing platform located just beneath the scoreboard. The South End (opened in 2013) is served by the Shopko Gate with escalators and elevators to service the five levels of seating. The multiple sections feature amenities not previously available in Lambeau Field, from viewing platforms in the general seating areas for watching the action on the field, to indoor-outdoor suite configurations and inclusive meal arrangements in the premium and partner areas. Atrium renovation work included a larger Oneida Nation Gate with plaza (2013), a new east gate – the American Family Insurance Gate – with a 50-foot Lombardi Trophy replica, a new Packers Pro Shop and a redone Harlan Plaza with a new statue – the Lambeau Leap – that allows visitors to replicate the fan-favorite touchdown celebration (2014). The final Atrium components, completed in 2015, are a new Packers Hall of Fame and a new restaurant, 1919 Kitchen & Tap, on the main floor of the Atrium. Enhanced internet connections also were added

in 2015 in the stadium and Atrium through upgrades in cellular and Wi-Fi systems.

Other fan-experience enhancements included a new concession-sales system (2012), further reducing the time fans are out of their seats, and another 30 points of sale (2013). The recent expansion also increased the number of men's and women's restrooms to 646 and 798, respectively.

In terms of seating capacity, the ninth addition brought approximately 7,600 new seats online for the 2013 season, putting capacity at 80,735. With the debut of standing-room-only areas in 2014, capacity of Lambeau Field now stands at 81,441, second only to New York's MetLife Stadium (82,500).

The football facilities also received an upgrade during the recent renovations. The main component is the Conditioning, Rehabilitation and Instructional Center (CRIC), which includes an indoor, 35-yard field that can be used for a variety of activities, including team walk-throughs, strength and conditioning work, and rehabilitation exercises for injured players. The new

### LAMBEAU EXPANSIONS

#### Bowl Structure

- **1961:** Added 6,519 seats to 38,669.
- **1963:** Added 3,658 temporary bleacher seats to 42,327.
- **1965:** Removed 3,658 temporary bleacher seats and added 12,183 permanent seats to 50,852 (top left).
- **1970:** Added 5,411 seats to 56,263 (top right, in mid-1974 – fully enclosing stadium bowl).

#### Suites/Club Seats

- **1985:** Original 72 suites added 663 seats, increased capacity to 56,926.
- **1990:** Team spent \$8.263 million to erect 36 new suites and 1,920 club seats in south end zone; construction added 2,617 total seats and capacity increased to 59,543.
- **1995:** Packers spent \$4.7 million to enclose north end zone with 90 more suites; added 1,347 seats to increase capacity to 60,890.

#### Renovation/Redevelopment

- **2001-03:** The \$295 million project added 12,032 seats, pushing capacity to 73,094.
- **2014:** The \$146 million South End expansion in 2013 and addition of standing-room-only areas in 2014 raised capacity by 8,341 to put it at 81,441.

#### LONGEST ACTIVE HOMEFIELD TENURES, PRO SPORTS

Years	Current Name	Tenant	First Game
107	Fenway Park	Boston Red Sox	1912
105	Wrigley Field	Chicago Cubs	1914
<b>62</b>	<b>Lambeau Field</b>	<b>Green Bay Packers</b>	<b>1957</b>
57	Dodger Stadium	Los Angeles Dodgers	1962
53	Angel Stadium	Los Angeles Angels	1966
50	Madison Sq. Garden	New York Knicks & New York Rangers	1968



February 1957



June 1957



Sept. 29, 1957



August 1957

### ORIGINAL CONSTRUCTION

- **Proposal:** Momentum to build a new stadium started building in 1954. Fred Leicht, chairman of the Packers' grounds committee and a member of the Executive Committee since 1935, played a lead role in pushing for a new 32,000-seat stadium.
- **Referendum:** Passed April 3, 1956 (11,575 to 4,893), while community leaders continued debate over a site.
- **Site:** In late April 1956, the Packers hired an engineering company to study proposed locations. The company in July 1956 recommended the corner of Highland (now Lombardi) Avenue and Ridge Road.
- **Land:** City council purchased farmland owned by Victor and Florence Vannieuwenhoven in August 1956 for \$73,305.
- **Contract:** Awarded early in 1957, with groundbreaking as soon as weather permitted.
- **Time:** No longer than nine months, in time for 1957 opener.
- **Cost:** \$960,000 in municipal bonds; the Packers Corporation paid \$634,700 in interest and principal.

football facilities, located underneath and adjacent to the Oneida Nation Gate, also include a weight room, team dining area, player resource and development area and player lounge. The athletic-training facilities also were enhanced with expanded treatment space and additional hydrotherapy pools.

In addition to the stadium and Atrium projects, premium seating areas recently underwent a two-year, \$55 million renovation project, which included the installation of operable windows in the suites and updated furniture and décor in the club-seat common areas. All updates were complete by the beginning of the 2017 season.

The most recent project, not including the updates to the suites and club seats, cost \$312 million, with no funding coming from public tax money. The first phase, including the South End expansion, sound and video upgrades, totaled \$146 million and was funded by the Packers (\$64 million from the organization's fifth stock sale), an NFL loan (\$61 million) and a contribution from the stadium district (\$21 million). The stadium district's user fee was updated in 2013 and set at \$2,100 for the "Green Package," and \$900 for the "Gold Package." The second phase, including the Atrium renovations, totaled \$166 million and was funded by the Packers (\$111 million through traditional financing) and an NFL loan (\$55 million).

### LEGENDS ADORN THE FAÇADE

Also prominent within the stadium are the names of the 24 Packers players, coaches and contributors elected to the Pro Football Hall of Fame in Canton, Ohio. Jerry Kramer, a guard for the Packers from 1958-68, will become the 25th name added to the facade in 2018 in honor of his Hall of Fame enshrinement on Aug. 4, 2018. The Packers' 13 NFL championship seasons (south scoreboard) and six retired jersey numbers (north end zone) are displayed in the stadium as well. Favre's No. 4, which was retired July 18, 2015, during the Packers Hall of Fame induction banquet, was formally unveiled on the north end zone façade during a halftime ceremony on Nov. 26, 2015.

### HOME-FIELD ADVANTAGE

Lambeau Field is among the NFL's toughest places to play. Green Bay holds a 149-49-1 (.751) regular-season record at Lambeau since 1992, plus an 11-5 mark in the playoffs, for an overall record of 160-54-1 (.747). Even more imposing, the Packers have a 68-21-1 (.761) mark under Head Coach Mike McCarthy in their past 90 regular-season games at Lambeau.

In the midst of nearly four full seasons at home without a defeat – prior to a 1998 Monday night loss to Minnesota, their last setback at Lambeau had come in the 1995 season opener – the Packers established the NFL's second-longest home winning streak (25). Only the Miami Dolphins (1971-74) have won more consecutive regular-season home games (27).

### BUCKET-LIST DESTINATION

The NFL's longest-tenured venue, Lambeau easily ranks as one of the most recognized and envied locales in all of sports, a fact recognized in 1999 when *Sports Illustrated* named it the

### THE LAMBEAU BOWL

One of Lambeau's special characteristics is its classic seating bowl, now exclusive to Green Bay. The bowl design, common in many traditional college football stadiums, remains virtually untouched following the \$295 million stadium renovation in 2003. Did you know ...

- The original architectural firm, Somerville Inc., favored the Lambeau construction site because it sloped, perfect for building a bowl.
- The bowl's outstanding sightlines are generally credited to Dick Gustafson, who worked closely with John Somerville during the design phase.
- Some of Gustafson's inspiration came from Michigan Stadium in Ann Arbor, where he went to college.
- Despite seating more than 62,713 (including an additional 6,601 from the recent renovation), the bowl still offers

the NFL's highest percentage of great seats. Somerville credits that intimacy to the fact that the stadium was the first in the world designed exclusively for pro football.

- The original stadium district instructed Somerville to design a facility that could easily expand, and allow for off-season construction projects to be completed by August.
- The original wooden bleachers remained in place for 12 seasons. Workers replaced them with the now-iconic aluminum benches before the 1969 season.

eighth-best facility in the world to watch sports – and the lone NFL stadium to make the magazine’s “Top 20” list. In 2007 and 2009, SI.com rated Lambeau Field as the No. 1 stadium experience in the NFL, as did *ESPN The Magazine* in 2009 and 2011-16. *USA Today* in 2015 also ranked it No. 1, calling it “the NFL’s only historic gem, the only one that would appear on a sports bucket list.” In 2017, FoxSports.com also named Lambeau Field the best stadium in the NFL, describing it as “the undisputed king of NFL stadiums.”

**LAMBEAU HOSTS COLLEGE SPORTS, CONCERTS, COMMUNITY EVENTS**

Large-scale stadium events have included the Frozen Tundra Hockey Classic in February 2006, a Wisconsin Badgers-Ohio State Buckeyes matchup that drew 40,890 fans, the fourth-largest hockey crowd at the time. Two Kenny Chesney concerts (2011, and 2015 with Jason Aldean) and a 2017 Billy Joel concert each attracted more than 45,000 music lovers to the stadium. The Lambeau Field College Classic, presented by Carmex®, featuring LSU and Wisconsin in 2016, brought college football back to Lambeau Field and two passionate fan bases to Green Bay. The events were a financial boon to the local economy, with \$3 million (hockey), \$5 million (each concert) and \$13 million (college football) impacts. On the community front, the Atrium has regularly hosted free events. “Spooktacular Fun,” a family Halloween event, takes place in October. Festival of Lights, a holiday-themed event in December, features a visit from Santa Claus and a 40-foot tree with 10,000 lights. March sees the Atrium welcome “Project

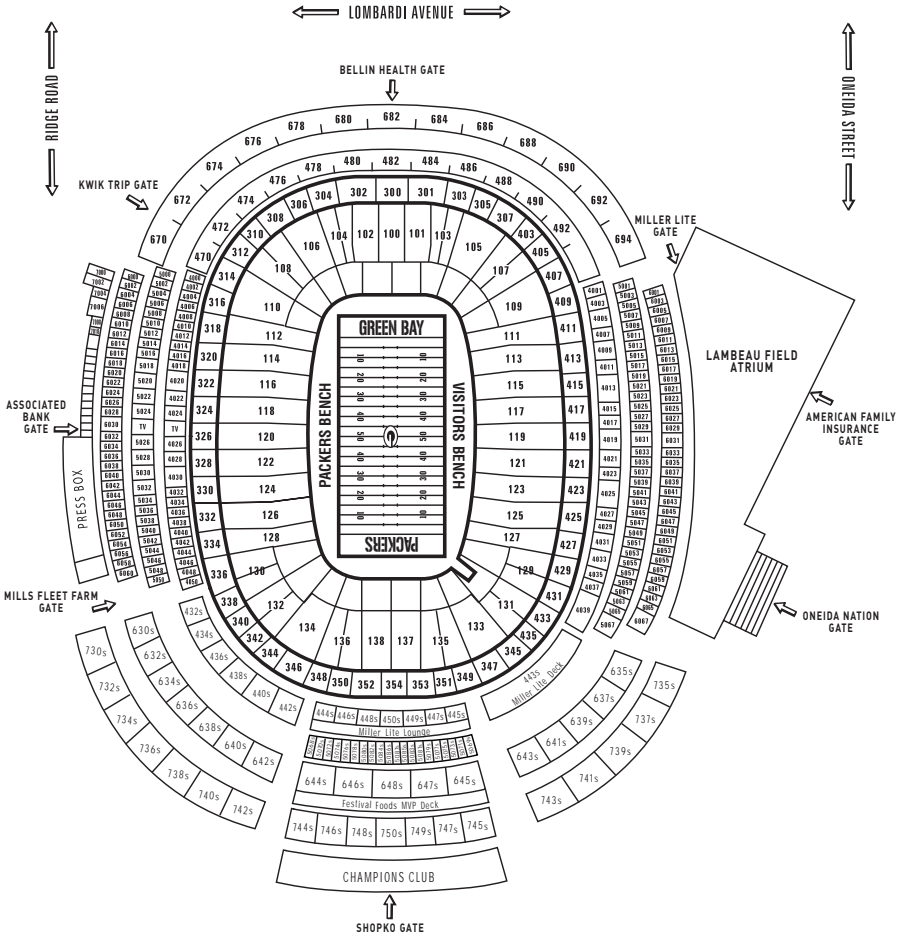
Play 60” – a day focused on kid-friendly physical activity. More than 20,000 residents enjoy the Atrium during these days.

**IMPROVEMENTS TO OTHER FACILITIES**

In the two decades prior to the start of the 2003 redevelopment project, the Packers organization itself had spent more than \$50 million on improvements to the stadium, the previous club administration building and training facilities, including

**2018 TICKET PRICES** (Preseason / Regular season)

Sections between 20-yard lines (115-124 and 322-330) .....	\$71 / \$136
Sections from 20-yard line to end zone (109-114, 125-130, 314-320 and 332-338) .....	\$62 / \$122
End-zone sections (100-108, 131-138, 303-312 and 340-354) .....	\$54 / \$109
South End, 600 sections (630-643) .....	\$66 / \$126
South End, 700 sections (730-750) .....	\$59 / \$119
Suite tickets (4,000, 5,000, 6,000 Levels; Terrace Suites) .....	\$71 / \$136
Indoor club seats (Sections 470-492 and 670-694) . . . . .	\$137-\$145 / \$272-\$290
Outdoor club seats (Sections 403-435) .....	\$137-\$206 / \$272-\$406
Champions Club seats .....	\$198-\$206 / \$393-\$411



Admin. & Coaches

Veterans

Draft & Free Agents

2017 Review

Records & History

Lambeau Field

Misc.



construction of the original indoor practice structure in 1982 and its replacement, the Don Hutson Center, in 1994 at a cost of nearly \$4.7 million. In addition to Lambeau Field, DD GrassMaster surfaces were installed on practice fields – Clarke Hinkle Field in 2006 and Ray Nitschke Field in 2009 – with the latter surface including a heated portion that keeps the ground from freezing late in the season and affords the team the opportunity to practice outside. Nitschke Field also has a seating facility, erected in 2009, for fans attending training-camp practices.

### STADIUM OWNERSHIP

Lambeau Field today is owned by the city of Green Bay, the Green Bay/Brown County Professional Football Stadium District and the Green Bay Packers. The stadium is operated by the Packers under a three-party lease with a primary term that runs through 2031. Retirement of the city's original \$960,000 debt from the stadium's initial construction in 1957 was celebrated at a mortgage-burning ceremony in May 1978.

### TICKETS AND WAITING LIST

Sold out since 1960 and on a season-ticket basis since 1961 (334 consecutive regular-season games, not including replacement games, at the start of the 2018 season), Lambeau was not the Packers' only regular-season home until 1995. The team maintained two separate ticket packages after moving all games to Green Bay, eliminating four annual dates at Milwaukee County Stadium.


"Gold" ticket holders (made up primarily of former Milwaukee season patrons) have a three-game package consisting of the annual Midwest Shrine preseason contest plus the second and fifth regular-season home games each year. "Green" season customers (made up of original Green Bay ticket holders) have a seven-game package consisting of the annual Bishop's Charities preseason game and the remaining six regular-season contests.

The block of additional seats in 2003 helped the Packers remove roughly 3,600 names from their season-ticket waiting list – which at the start of the 2018 season had more than 135,000 names on it – between both ticket packages. The 7,000-plus new

seats in 2013 helped the Packers remove another 5,000 names from the list. Additionally, Brown County residents without season tickets have a chance to purchase 3,000 bowl tickets on a game-by-game basis; in 2018, 7,500 residents were randomly selected from a list and were able to purchase four tickets. Disabled-accessible seats also increased dramatically through both projects, rising from 56 to 756 in 2003, and to 876 currently.

### 18 MEMORABLE GAMES

- **Sept. 29, 1957:** Packers 21, Chi. Bears 17...New City Stadium is dedicated with Miss America, Vice President Richard Nixon and actor James Arness on hand...Babe Parilli hits Gary Knafelec on fourth-quarter TD pass.
- **Sept. 27, 1959:** Packers 9, Chi. Bears 6... Vince Lombardi wins his first game; gets carried off the field after team erases 6-0 fourth-quarter deficit with Jim Taylor touchdown and Dave Hanner safety.
- **Dec. 31, 1961:** Packers 37, N.Y. Giants 0...First NFL title game in Green Bay and Lombardi's first of five NFL crowns...Packers total 345 yards on league's No. 1 defense, led by Sam Huff.
- **Oct. 7, 1962:** Packers 9, Detroit 7...Herb Adderley's interception leads to Paul Hornung's game-winning field goal in the final seconds of "Run to Daylight" game... Biggest victory of the season for what is arguably Lombardi's best team.
- **Dec. 26, 1965:** Packers 13, Balt. Colts 10...In Western Conference Playoff, Green Bay wins first franchise overtime contest on Don Chandler's 25-yard field goal... Chandler ties the game with a controversial 22-yarder with 1:58 left in regulation... In 1966, the NFL raises its uprights.
- **Jan. 2, 1966:** Packers 23, Evn. Browns 12...In snowy 1965 NFL Championship, Taylor and Paul Hornung combine for 201 yards on the ground...Packers hold Jim Brown to 50 yards.
- **Dec. 31, 1967:** Packers 21, Dal. Cowboys 17...In -13 temperatures (-46 wind chill), Bart Starr scores on sneak in game's final minute, ending 12-play drive...Last NFL title game in Green Bay... "Ice Bowl" win sends Packers to AFL-NFL world championship game (Super Bowl II).
- **Sept. 7, 1980:** Packers 12, Chi. Bears 6...Chester Marcol catches his own blocked kick (by Alan Page) and runs 25 yards for game-winning touchdown six minutes into overtime...First overtime contest in Packers-Bears series, NFL's longest rivalry.
- **Jan. 8, 1983:** Packers 41, StL Cardinals 16...Lambeau hosts first postseason game in 15 years ("Super Bowl Tournament").
- **Oct. 17, 1983:** Packers 48, Washington 47...Teams combine for highest-scoring game in history of *Monday Night Football*, and rack up 1,025 yards...Mark Moseley misses FG as time expires.
- **Nov. 5, 1989:** Packers 14, Chi. Bears 13...Sterling Sharpe's 14-yard fourth-quarter touchdown catch knots contest with 32 seconds left, but official flags Don Majkowski for crossing line of scrimmage...Four minutes later, instant replay official Bill Parkinson overturns call.
- **Sept. 20, 1992:** Packers 24, Cincinnati 23...New acquisition Brett Favre comes off the bench to erase 20-7 fourth-quarter deficit, finds Kitrick Taylor for 35-yard touchdown with 13 seconds left.
- **Dec. 31, 1994:** Packers 16, Detroit 12...Fritz Shurmur's defense holds NFL rushing leader Barry Sanders to -1 yard on 13 attempts, and the Lions as a team to -4 yards, to advance in playoffs.
- **Jan. 12, 1997:** Packers 30, Carolina 13...With -17 wind chill, Green Bay wins NFC championship, earns first trip to Super Bowl in 29 years...The Packers rush for 201 yards.
- **Nov. 6, 2000:** Packers 26, Minnesota 20...Antonio Freeman makes incredible catch in rain, scores on 43-yard touchdown in overtime on *Monday Night Football*.
- **Jan. 4, 2004:** Packers 33, Seattle 27...Al Harris picks off Matt Hasselbeck and scores on 52-yard interception return, the first defensive touchdown in NFL sudden-death playoff history.
- **Jan. 12, 2008:** Packers 42, Seattle 20...Packers spot Seahawks 14-0 lead, then storm back to outscore visitors, 42-6, as heavy snow falls...Six TDs and 42 points both set team postseason records at the time.
- **Jan. 11, 2015:** Packers 26, Dallas 21...Packers rally from eight-point deficit in second half to defeat Cowboys in their first playoff visit to Lambeau since the fabled "Ice Bowl."





## OTHER HOMES OF THE PACKERS, 1919-94



## HAGEMEISTER PARK

The Packers maybe gained more cachet than one might expect of a first-year semipro football team in 1919, but the setting for their home games had a purely sandlot, pickup-game flavor.

There was no fence, no bleachers, no frills.

They simply played on an open field in Hagemeister Park (pictured below), a large public park located where Green Bay East High School and old City Stadium stand today and connected to Joannes Park.

There had been a ballpark in Hagemeister when Green Bay fielded a minor-league baseball team from 1905-14, but it was torn down in the spring of 1918. That version was referred to as the League Ballgrounds or the W-I Ballpark. The latter was a derivative of the name of the minor league – Wisconsin-Illinois – that Green Bay was a part of from 1908-14.

Throughout the summer of 1919, local sports advocates bemoaned the absence of a ballpark in a city the size of Green Bay and worried that it might prevent East and West high schools from playing home games or, worse yet, fielding teams.

It was under that cloud that the Packers were formed. Yet they somehow managed to survive.

Their only way of making money was for co-founder and manager George Whitney Calhoun, with the help of others, to pass a hat during games. Fans walked the sidelines following the ball, even edging onto the field at times, and those who didn't would pull their Model-Ts up close to the action and watch from their front seat.

The next year, local typewriter salesman C.M. "Neil" Murphy took over as business manager of the Packers and led the effort to build a fence around the field. After getting approval and support from the property owners and others, Murphy invited fans to show up on a Saturday morning with hammers in hand and help build it.

But once the season ended, the contract called for the fence and bleachers to be torn

down and the lumber to be returned to the Indian Packing Co. In the spring of 1921, the ballpark was rebuilt on the same spot, with the same lumber and the same design.

When the Packers were admitted to the American Professional Football Association in August of that year, seating was expanded to about 3,500. The Packers played their games there that season and again in 1922.

## PACKERS ATTENDANCE RECORDS

## 10 LARGEST HOME CROWDS

## Green Bay (reg. season):

78,526	Det.	11/15/15
78,481	DalC	10/16/16
78,488	ChiB	11/26/15
78,437	Ind.	11/6/16
78,434	SD	10/18/15
78,433	Sea.	9/20/15
78,432	StLR	10/11/15
78,431	NE	11/30/14
78,412	Min.	1/3/16
78,408	Det.	12/28/14

## Milwaukee (reg. season):

55,592	Min.	11/26/89
55,256	DalC	11/12/78
55,125	Min.	10/28/90
55,119	Det.	11/21/93
55,012	Min.	9/27/81
55,011	Mia.	9/11/94
54,995	Det.	11/6/94
54,983	Sea.	10/10/76
54,885	Atl.	12/18/94
54,776	DalC	9/28/80

## 10 LARGEST ROAD CROWDS

93,329	DalC	10/8/17
91,054	DalC	12/15/13
90,535	LARm	12/11/55
89,295	Was.	10/31/04
87,760	Was.	10/10/10
83,943	CleB	9/18/66
82,137	CleB	12/7/69
80,558	LARm	10/21/73
80,365	NYG	11/25/12
79,281	KC	11/10/96

## LARGEST PLAYOFF CROWDS

93,396	@DalC	1/15/17 (2016 NFC Divisional Playoff)
91,060	Pit. (@ N. Texas)	2/6/11 (Super Bowl XLV)
81,367	@Wash.	1/10/16 (2015 NFC Wild Card Playoff)
*79,704	DalC (LF)	1/11/15 (2014 NFC Divisional Playoff)
77,549	NYG (LF)	1/8/17 (2016 NFC Wild Card Playoff)
77,525	SF (LF)	1/5/14 (2013 NFC Wild Card Playoff)
75,546	Oak. (@ Miami)	1/14/68 (Super Bowl II)
74,152	@DalC	1/1/67 (1966 NFL Championship)
72,740	NYG (LF)	1/20/08 (2007 NFC Championship)
72,301	NE (@ New Orleans)	1/26/97 (Super Bowl XXXI)
72,168	Sea. (LF)	1/12/08 (2007 NFC Divisional Playoff)
72,080	NYG (LF)	1/15/12 (2011 NFC Divisional Playoff)
71,548	Min. (LF)	1/5/13 (2012 NFC Wild Card Playoff)
71,457	Sea. (LF)	1/4/04 (2003 NFC Wild Card Playoff)

## LARGEST PRESEASON CROWDS

92,753	College All-Stars (@ Chicago)	8/30/45
90,218	@Phi.	9/13/45
85,532	@CleB	8/30/69
84,918	@CleB	9/7/68
84,567	College All-Stars (@ Chicago)	8/29/40
84,560	College All-Stars (@ Chicago)	9/1/37
84,236	@CleB	9/2/67
83,736	@CleB	9/5/64
83,118	@CleB	9/4/65
78,184	Den. (@ Madison, Wis.)	8/23/99
78,087	@DalC	8/28/67
76,704	NYG (@ Madison, Wis.)	8/22/97
76,438	@Den.	8/10/17

\*—All-time Packers home attendance record

## OTHER PACKERS ATTENDANCE RECORDS

Single Season, Total (16 games):	1,191,205 (2013)
Single Season, Home:	627,308 (2015)
Single Season, Road:	567,628 (2013)





### BELLEVUE

When the Hagemeister ballpark was torn down in the spring of 1923 to make way for a new East High School, Bellevue Park (pictured above) was built across the East River on property owned by Hagemeister Products Co. (formerly Hagemeister Brewery). The ballpark was rushed to completion for the city's amateur baseball team and used by the Packers in 1923-24.

It's best remembered as the site of the first Packers-Bears game played in Green Bay on Oct. 14, 1923. The Packers also were tough to beat at Bellevue, compiling a 9-2-1 record.

But the seating capacity was no more than about 3,300, parking was inadequate and fans grumbled that it was located too far from downtown.

### CITY STADIUM

One of the reasons Hagemeister Park was chosen as the site for East High was because of the space available for athletic fields. The school opened in 1924, and City Stadium (pictured below in 1946 and left) was finished the following year.

The Packers played there for 32 seasons and won six of their 13 NFL championships during that period, but never played a postseason game there.


The first game was an exhibition against the Iron Mountain All-Stars played Sept. 13, 1925, and Curly Lambeau was the star. The first NFL game was played a week later against the Hammond Pros.

The Packers played their last game there Nov. 18, 1956, and rookie quarterback Bart Starr made his first pro start. The game featured nine future Pro Football Hall of Famers, including Starr and fellow rookie Forrest Gregg.

In all, 87 players in the Hall of Fame, including 11 Packers, played in either a regular-season or preseason game there.

When City Stadium opened, it had seating for roughly 5,700. Its peak capacity was nearly 25,000.

Its most distinctive feature might have been a 400-foot-long, 12-foot-high and 17-inch-thick sandstone entranceway built in 1940 along the west end facing Baird Street. But other than the wall, City Stadium was made of wood and had become outdated well before the Packers abandoned it for Green Bay City Stadium, or what is now Lambeau Field, in 1957.







## THE PACKERS' SEVEN OTHER HOMES, 1919-94

### MILWAUKEE

State Fair Park, for 18 seasons, and County Stadium (pictured above in 1994 and below in 1993), for 42 seasons, were the Packers' primary homes in Milwaukee over the 62 straight years (1933-94) that they played there.

Even though the Packers weren't based in Milwaukee, fans there embraced them as their own. As a result, when the Packers stopped playing at an aging County Stadium following the 1994 season, they determined that Milwaukee ticketholders should be offered their same allotment each year for two designated regular-season games played at Lambeau Field.



### GREEN BAY

■ **Hagemeister Park, 1919-22...** Large public park along the banks of the East River. Packers played here on an open field in 1919. Fans helped build a fence around the playing field so the Packers could charge admission in 1920, but the small wooden ballpark was torn down following the season. In the spring of 1921, a look-alike was built on the same spot and with the same lumber to serve Green Bay's amateur baseball team. When the Packers were admitted in late August to what is now the NFL, seating was enlarged to about 3,500. The Packers played here for two seasons.

■ **Bellevue Park, 1923-24...** When the ballpark at Hagemeister was torn down in May 1923 to allow for construction of East High School, Bellevue Park was built in less than three weeks with the same lumber. It was rushed to completion to accommodate the local amateur baseball team. The land was owned by the Hagemeister Products Co. (formerly Hagemeister Brewery) and was located at what was then the end of Main Street... Site of the first Packers-Bears game played in Green Bay.

■ **City Stadium, 1925-56...** The Packers played here for 32 seasons... Made almost entirely of wood and expanded several times to reach peak capacity of roughly 25,000... Curly Lambeau starred in the first game here; Bart Starr made his first pro start in the last... Eleven Packers and 87 members, in all, in the Pro Football Hall of Fame played here in a regular-season or preseason game.

### MILWAUKEE

■ **Borchert Field, 1933...** The Packers played one home game here in 1933. They played a non-league game here against Racine in 1921, one road game a year against the Milwaukee Badgers from 1922-26 and a non-league game against the Milwaukee Eagles in 1927... Named Athletic Park prior to 1928... Located on a city block bordered by Burleigh, Chambers, 8th and 7th streets.

■ **State Fair Park, 1934-51 (below in 1941)...** Located in West Allis within the Wisconsin State Fairgrounds... In 1939, the Packers played for an NFL Championship game for the first time and selected State Fair Park as the site over City Stadium, triggering an outcry in Green Bay.

■ **Marquette Stadium, 1952...** Home to Marquette University football until the school dropped the sport following the 1960 season.

■ **County Stadium, 1953-94...** Home to baseball's Milwaukee Braves and Brewers... Off Interstate 94... Both benches were located along the east sideline... End zones ran north and south from the third-base line to right field... Demolished to make way for Miller Park.



## LAMBEAU FIELD ATRIUM

Key to making Lambeau Field a year-round destination venue is the 376,000-square-foot Lambeau Field Atrium, more than five stories high on the east side of the stadium.

Included within the Lambeau Field Atrium are a number of dining, entertainment and retail options for Packers fans of all ages. Free wireless internet access is available at the Atrium, too, for guests who want to use the internet while visiting a restaurant or taking part in a corporate event or meeting. The Atrium underwent a renovation, completed in August 2015, that enhances every visitor's experience.

**PACKERS HALL OF FAME** — The Packers and the Packers Hall of Fame Inc., a nonprofit corporation independent of the Packers, together host this special place. The Hall closed in late 2013 as part of the Atrium renovation project and reopened in August 2015 in a brand-new space located on the first and second floors of the Atrium. A tribute to the greatest story in sports, the new facility's design includes use of the latest technology, in addition to a treasure trove of artifacts, as a means to educate and inspire visitors about the rich history of the Packers, as well as the teams of today. From the team's

beginnings with Curly Lambeau to the dominating era of Vince Lombardi, the Hall takes visitors on a journey that includes all 25 Packers in the Pro Football Hall of Fame, 13 world championships, including four Super Bowls, and the 161 members of the Packers Hall of Fame.



**LAMBEAU FIELD STADIUM TOURS** — Highlighted by a walk through the team tunnel to the hallowed ground of Lambeau Field, stadium tours allow fans to experience the Packers' history-rich facility first-hand and see several behind-the-scenes areas. Outstanding photo opportunities await themselves throughout each tour. A limited number of tour tickets may be purchased online from 30 days up to 48 hours prior



to the tour date, but many tickets are also sold on a first-come, first-served basis for each day's available tours. A popular attraction, the stadium tour saw more than 149,000 visitors during the 2017-18 fiscal year.

Public access to the inside of Lambeau Field is available only through a tour. The stadium tour hotline is 920-569-7513, and schedules and tickets are available online at [www.packers.com/lambeau-field/stadium-tours.html](http://www.packers.com/lambeau-field/stadium-tours.html).

*A popular NFL stadium tour also appears on itineraries of most fans; many of them schedule Lambeau Field and Packers training camp as their family's summer vacation.*







**1919 KITCHEN & TAP** — Inspired by the local community and the rich history of the Green Bay Packers, the gastropub is a tribute to the year the team was organized and is located on the Atrium's main floor. Featuring industrial, yet warm and rustic finishes, the restaurant has copper beer lines and exposed brick, to complement Lambeau Field's welcoming, comfortable atmosphere. The



interior also includes several nods to Packers history. The restaurant offers a menu full of innovative approaches to old favorites, highlighting locally sourced ingredients to ensure the freshest seasonal foods. Guests enjoy a bar with 80 beer taps, featuring a wide variety of

selections, as well as an open-concept kitchen, which allows visitors to see and hear their food being prepared. An outdoor seating area is also available.

**ATRIUM EATERIES** — Two eateries located within the Lambeau Field Atrium will be open roughly 50 days per year for special events and on gamedays. They are:

- **DIGIORNO'S GOIN' DEEP PIZZA** — This Italian eatery offers individual fresh-baked pizzas and creative pasta dishes.

- **MEAT PACKING COMPANY** — A restaurant concept developed exclusively for Lambeau Field; overstuffed sandwiches, giant bratwursts and delicious desserts are featured on the menu.

**LAMBEAU FIELD EVENTS** — Lambeau Field, through the Atrium floor, Legends Club, North Loft, South End, Lee Remmel Press Box, Johnsonville Tailgate Village and indoor club space, is capable of handling every type of special event. From the important requirements of an elaborate corporate meeting to the extensive details of a wedding reception, the events department (920-569-7515) can coordinate any function with catering provided by nationally known and award-winning Delaware North. The Lambeau Field Atrium hosted more than 980 events — including several wedding receptions — during the 2017-18 fiscal year, welcoming more than 124,500 guests to the facility. Roughly 65 percent of the department's bookings come from outside of Brown County.

*The Johnsonville Tailgate Village is a vibrant gameday and event space in the parking lot on the east side of the stadium.*



**PACKERS PRO SHOP** — Owned and operated by the Packers, the Packers Pro Shop is not only a shopping destination, but also a Packers experience. The 21,500-square-foot store, which opened in July 2014, is double the size of the previous store and located in the lobby level spanning the entire north side of the Atrium. Two entrances welcome visitors, one with a six-foot scaled replica gameday helmet, the other with a 50-foot replica Lombardi Trophy. Inside, thousands of Packers items await, from clothing to special, unique items. The experience includes a wall of video monitors and extensive jersey and hat sections, among other design features.



### OTHER ATRIUM EVENTS

In addition to the dining, entertainment, retail and special-event options, the Lambeau Field Atrium hosts a number of football-themed events, as well as community gatherings and activities each year.

**COMMUNITY EVENTS** — An obvious destination for football-related events and generally taking in Packers lore, the Lambeau Field Atrium also hosts a number of community events each year that draw thousands of people. Project Play 60, a March event, focuses on getting kids out of the house to enjoy non-strenuous physical activity. Spooktacular Fun, held in October, is a Halloween event that features interactive and entertaining activities, including sing-along music, magic, miming, clowns and jugglers. Festival of Lights, a holiday-themed event in December, features a visit from Santa Claus, cookie decorating, choirs and a 40-foot tree with 10,000 lights. In addition to those regularly scheduled events, other gatherings have been held from time to time, including community send-offs for Green Bay's 127th National Guard Unit in 2005 and 2009.




### FROZEN TUNDRA HOCKEY CLASSIC —

Lambeau Field and the Atrium took on a hockey flavor the weekend of Feb. 10-12, 2006, as the team hosted the Frozen Tundra Hockey Classic, featuring the Wisconsin Badgers vs. the Ohio State Buckeyes. Among the weekend's highlights were a community skate (more than 3,000 participants took part, including guests from 18 different states), picture-taking with the Stanley Cup and Vince Lombardi trophies, an autograph session with the Badgers hockey team, and youth hockey sessions. The action culminated with a 4-2 Badgers victory in front of 40,890 fans. The attendance marked the fourth-largest hockey crowd to see a hockey game at that time. More than 1,300 hotel rooms were booked and the event brought in nearly \$3 million to the local economy.


**LZ LAMBEAU** — Lambeau Field hosted a "Welcome Home" weekend for Wisconsin's Vietnam veterans, Vietnam-era veterans and their families, May 20-22, 2010. Over the three days, 70,000 people took in speakers, exhibits, music and premiere segments from Wisconsin Public Television's Wisconsin Vietnam War Stories documentary. Other events during the weekend included The Moving Wall. The Packers partnered with the Wisconsin Department of Veterans Affairs, the Wisconsin Historical Society, Wisconsin Public Television and statewide veterans' organizations.








**CONCERT TOURS** — On June 11, 2011, Lambeau Field hosted its first major concert since the redevelopment was completed in 2003. More than 45,000 fans packed the stadium to take in Kenny Chesney, along with the Zac Brown Band, Billy Currington and Uncle Kracker. Chesney made a return visit on June 20, 2015, this time with Jason Aldean and others, and played to more than 50,000. On June 17, 2017, Lambeau Field welcomed legendary musician Billy Joel, who performed for more than 43,000 for his first-ever concert in Green Bay. The concerts, all held during weekends, attracted a wide variety of music fans of all ages to the Green Bay area and each made an impact of nearly \$5 million in the area.



**WISCONSIN-LSU FOOTBALL** — On Saturday, Sept. 3, 2016, the stadium went collegiate, hosting the Lambeau Field College Classic, presented by Carmex®, between the LSU Tigers and the Wisconsin Badgers. The contest marked the first college football game at the historic stadium since Nov. 19, 1983, when the St. Norbert College Green Knights defeated the Fordham University Rams, 18-9. The game had an economic impact of more than \$13 million, with fans from both contingents traveling to the area for the week and weekend of the game. In a thrilling finish, Wisconsin defeated LSU, 16-14, in front of a crowd of 77,823. College football will return to Lambeau Field once again Oct. 3, 2020, as the University of Wisconsin faces the University of Notre Dame in the Irish's first appearance at Lambeau Field. The matchup is the first of a two-game neutral-site football series that will also see the two teams meet at Soldier Field in Chicago in 2021.



## TITLETOWN DEVELOPMENT

In 2017, the first phase of Tittletown, the team's development to the west of Lambeau Field, opened to rave reviews. The multi-acre stretch of park space has become a community favorite, with activities and events year-round and daily recreation no matter the season.

The development, currently on nearly 45 acres of land, builds upon the success of Lambeau Field's major redevelopment in 2003 and Atrium renovation in 2015. Tittletown aims to maximize its unique location to attract visitors, spur regional economic growth, offer amenities to residents and complement the greater Green Bay area's draw as an excellent location to live, work and play.




# TITLETOWN



Tittletown offers daily fitness activities, programs, and festivals throughout the year, with concerts and live music, family-friendly holiday events and a variety of options for fun-seeking visitors from near and far.

The plaza's moveable tables and chairs, and carts stocked with books, art supplies and board games, make it a community living room for all ages. The game courts offer several popular outdoor and backyard games including horseshoes, ping pong, bean bags and shuffleboard. Tittletown's Play 60-themed playground features several areas for kids of all ages and a 40-yard dash, and adjacent to the playground is a regulation-sized football field for fitness classes, pickup games and tossing a ball around.

During the snowy months, Arians Hill at Tittletown offers tubing, and the plaza becomes an ice rink for skating and ice biking. To celebrate the holidays, Tittletown debuted a festive light show with music and fireworks to entertain







visitors throughout the month of December, and the park's trees were adorned with twinkling lights.

Titletown's initial anchor tenants, Hinterland Restaurant, Lodge Kohler and Bellin Health Titletown Sports Medicine & Orthopedics, have continued providing excellent service and welcoming guests.

Lodge Kohler is a four-diamond hotel built and managed by Kohler Co. A modern-day lodge with five floors, Lodge Kohler is home to a one-of-a-kind Kohler Waters Spa, panoramic restaurant and bar, Taverne in the Sky, and first-floor lobby café, Leaps & Bounds.

Bellin Health Titletown Sports Medicine & Orthopedics is a 52,000-square-foot facility that is geared toward injury prevention, athletic performance improvement and treatment and therapy for injuries. The facility features the best technology and serves athletes of all ages and abilities.

The award-winning Hinterland Restaurant and Brewery features a main-floor beer hall, a farm-to-table menu to fit all tastes, and an intimate fine-dining experience on the upper level. The outdoor patio opens up to Titletown's park to be in the center of the action.



Additionally, in 2017, the Packers and Microsoft announced a joint venture, TitletownTech, planned for Titletown in 2018. A one-of-a-kind partnership, TitletownTech is aimed at driving economic growth and job creation in Wisconsin by bringing world-class digital innovations and expertise to Green Bay. TitletownTech will focus on helping the region's emerging and existing businesses define and build new digital products, and transform their operations through technology. In some cases, TitletownTech will provide capital to launch new ventures.

Construction is now underway for the building that will house TitletownTech, which is the last piece of Phase 1 of the development, and is set to wrap up by the end of 2018. Additionally, plans for Phase 2 continue to progress toward additional commercial and residential development.



Community

Admin. &amp; Coaches

Veterans

Draft &amp; Free Agents

2017 Review

Records &amp; History

Titletown

Misc.



SECTIONS  
K-L-N-O-P-Q-R-ST || A-B-C-D-E-F-G-H-J

4

3

2



# MISCELLANEOUS



## 2018 LEAGUE SCHEDULE

## WEEK 1 FOX-TV national weekend

**Thursday, September 6**

1 Atlanta at Philadelphia . . . . . 8:20p (ET)

**Sunday, September 9**

2 Buffalo at Baltimore . . . . . 1:00p (ET)  
 3 Pittsburgh at Cleveland . . . . . 1:00p (ET)  
 4 Cincinnati at Indianapolis . . . . . 1:00p (ET)  
 5 Tennessee at Miami . . . . . 1:00p (ET)  
 6 San Francisco at Minnesota . . . . . 12:00p (CT)  
 7 Houston at New England . . . . . 1:00p (ET)  
 8 Tampa Bay at New Orleans . . . . . 12:00p (CT)  
 9 Jacksonville at N.Y. Giants . . . . . 1:00p (ET)  
 10 Kansas City at L.A. Chargers . . . . . 1:05p (PT)  
 11 Washington at Arizona . . . . . 1:25p (MST)  
 12 Dallas at Carolina . . . . . 4:25p (ET)  
 13 Seattle at Denver . . . . . 2:25p (MT)  
 14 **Chicago at Green Bay . . . . . 7:20p (CT)**

**Monday, September 10**

15 N.Y. Jets at Detroit . . . . . 7:10p (ET)  
 16 L.A. Rams at Oakland . . . . . 7:20p (PT)

## WEEK 2 CBS-TV national weekend

**Thursday, September 13**

17 Baltimore at Cincinnati . . . . . 8:20p (ET)

**Sunday, September 16**

18 Carolina at Atlanta . . . . . 1:00p (ET)  
 19 L.A. Chargers at Buffalo . . . . . 1:00p (ET)  
 20 **Minnesota at Green Bay . . . . . 12:00p (CT)**  
 21 Cleveland at New Orleans . . . . . 12:00p (CT)  
 22 Miami at N.Y. Jets . . . . . 1:00p (ET)  
 23 Kansas City at Pittsburgh . . . . . 1:00p (ET)  
 24 Philadelphia at Tampa Bay . . . . . 1:00p (ET)  
 25 Houston at Tennessee . . . . . 12:00p (CT)  
 26 Indianapolis at Washington . . . . . 1:00p (ET)  
 27 Arizona at L.A. Rams . . . . . 1:05p (PT)  
 28 Detroit at San Francisco . . . . . 1:05p (PT)  
 29 Oakland at Denver . . . . . 2:25p (MT)  
 30 New England at Jacksonville . . . . . 4:25p (ET)  
 31 N.Y. Giants at Dallas . . . . . 7:20p (CT)

**Monday, September 17**

32 Seattle at Chicago . . . . . 7:15p (CT)

## WEEK 3 FOX-TV national weekend

**Thursday, September 20**

33 N.Y. Jets at Cleveland . . . . . 8:20p (ET)

**Sunday, September 23**

34 New Orleans at Atlanta . . . . . 1:00p (ET)  
 35 Denver at Baltimore . . . . . 1:00p (ET)  
 36 Cincinnati at Carolina . . . . . 1:00p (ET)  
 37 N.Y. Giants at Houston . . . . . 12:00p (CT)  
 38 Tennessee at Jacksonville . . . . . 1:00p (ET)  
 39 San Francisco at Kansas City . . . . . 12:00p (CT)  
 40 Oakland at Miami . . . . . 1:00p (ET)  
 41 Buffalo at Minnesota . . . . . 12:00p (CT)  
 42 Indianapolis at Philadelphia . . . . . 1:00p (ET)  
 43 **Green Bay at Washington . . . . . 1:00p (ET)**  
 44 L.A. Chargers at L.A. Rams . . . . . 1:05p (PT)  
 45 Chicago at Arizona . . . . . 1:25p (MST)  
 46 Dallas at Seattle . . . . . 1:25p (PT)  
 47 New England at Detroit . . . . . 8:20p (ET)

**Monday, September 24**

48 Pittsburgh at Tampa Bay . . . . . 8:15p (ET)

## WEEK 4 CBS-TV national weekend

*Open Date: Carolina, Washington***Thursday, September 27**

49 Minnesota at L.A. Rams . . . . . 5:20p (PT)

**Sunday, September 30**

50 Cincinnati at Atlanta . . . . . 1:00p (ET)  
 51 Tampa Bay at Chicago . . . . . 12:00p (CT)  
 52 Detroit at Dallas . . . . . 12:00p (CT)  
 53 **Buffalo at Green Bay . . . . . 12:00p (CT)**  
 54 Houston at Indianapolis . . . . . 1:00p (ET)  
 55 N.Y. Jets at Jacksonville . . . . . 1:00p (ET)  
 56 Miami at New England . . . . . 1:00p (ET)  
 57 Philadelphia at Tennessee . . . . . 12:00p (CT)  
 58 Seattle at Arizona . . . . . 1:05p (MST)  
 59 Cleveland at Oakland . . . . . 1:05p (PT)  
 60 San Francisco at L.A. Chargers . . . . . 1:25p (PT)  
 61 New Orleans at N.Y. Giants . . . . . 4:25p (ET)  
 62 Baltimore at Pittsburgh . . . . . 8:20p (ET)

**Monday, October 1**

63 Kansas City at Denver . . . . . 6:15p (MT)

## WEEK 5 FOX-TV national weekend

*Open Date: Chicago, Tampa Bay***Thursday, October 4**

64 Indianapolis at New England . . . . . 8:20p (ET)

**Sunday, October 7**

65 Tennessee at Buffalo . . . . . 1:00p (ET)  
 66 N.Y. Giants at Carolina . . . . . 1:00p (ET)  
 67 Miami at Cincinnati . . . . . 1:00p (ET)  
 68 Baltimore at Cleveland . . . . . 1:00p (ET)  
 69 **Green Bay at Detroit . . . . . 1:00p (ET)**  
 70 Jacksonville at Kansas City . . . . . 12:00p (CT)  
 71 Denver at N.Y. Jets . . . . . 1:00p (ET)  
 72 Atlanta at Pittsburgh . . . . . 1:00p (ET)  
 73 Oakland at L.A. Chargers . . . . . 1:05p (PT)  
 74 Minnesota at Philadelphia . . . . . 4:25p (ET)  
 75 Arizona at San Francisco . . . . . 1:25p (PT)  
 76 L.A. Rams at Seattle . . . . . 1:25p (PT)  
 77 Dallas at Houston\* . . . . . 7:20p (CT)

**Monday, October 8**

78 Washington at New Orleans . . . . . 7:15p (CT)

## WEEK 6 CBS-TV national weekend

*Open Date: Detroit, New Orleans***Thursday, October 11**

79 Philadelphia at N.Y. Giants . . . . . 8:20p (ET)

**Sunday, October 14**

80 Tampa Bay at Atlanta . . . . . 1:00p (ET)  
 81 Pittsburgh at Cincinnati . . . . . 1:00p (ET)  
 82 L.A. Chargers at Cleveland . . . . . 1:00p (ET)  
 83 Buffalo at Houston . . . . . 12:00p (CT)  
 84 Chicago at Miami . . . . . 1:00p (ET)  
 85 Arizona at Minnesota . . . . . 12:00p (CT)  
 86 Indianapolis at N.Y. Jets . . . . . 1:00p (ET)  
 87 Seattle at Oakland (London) . . . . . 5:00p (GMT)  
 88 Carolina at Washington . . . . . 1:00p (ET)  
 89 L.A. Rams at Denver . . . . . 2:05p (MT)  
 90 Jacksonville at Dallas . . . . . 3:25p (CT)  
 91 Baltimore at Tennessee . . . . . 3:25p (CT)  
 92 Kansas City at New England\* . . . . . 8:20p (ET)

**Monday, October 15**93 **San Francisco at Green Bay . . . . . 7:15p (CT)****COMMON OPPONENTS WITHIN DIVISION**

At the NFL Spring Meeting on May 22, 2001, in Rosemont, Ill., NFL owners unanimously approved realignment, coinciding with the Houston Texans' 2002 debut. The 32-team league calls for a harmonic scheduling rotation, in comparison with awkward formulas used in previous seasons. Each team within a division now plays 14 common opponents, as follows:

- Each team plays home and away against its three division opponents (six games).
- Each team plays the four teams from another division within its conference on a rotating three-year cycle (four games).
- Each team plays the four teams from a division in the other conference on a rotating four-year cycle (four games).
- Each team plays a pair of intraconference games based on the prior year's standings (two games), i.e., first-place teams in a division will play against the first-place teams from another division within the same conference, etc. (two games).

Open Date: **Green Bay, Oakland, Pittsburgh, Seattle****Thursday, October 18**

94 Denver at Arizona ..... 5:20p (MST)

**Sunday, October 21**

95 Tennessee at L.A. Chargers (London) ... 1:30p (GMT)  
 96 New England at Chicago ..... 12:00p (CT)  
 97 Buffalo at Indianapolis ..... 1:00p (ET)  
 98 Houston at Jacksonville ..... 1:00p (ET)  
 99 Cincinnati at Kansas City ..... 12:00p (CT)  
 100 Detroit at Miami ..... 1:00p (ET)  
 101 Minnesota at N.Y. Jets ..... 1:00p (ET)  
 102 Carolina at Philadelphia ..... 1:00p (ET)  
 103 Cleveland at Tampa Bay ..... 1:00p (ET)  
 104 New Orleans at Baltimore ..... 4:05p (ET)  
 105 Dallas at Washington ..... 4:25p (ET)  
 106 L.A. Rams at San Francisco\* ..... 5:20p (PT)

**Monday, October 22**

107 N.Y. Giants at Atlanta ..... 8:15p (ET)

## WEEK 8

FOX-TV national weekend

Open Date: **Atlanta, Dallas, L.A. Chargers, Tennessee****Thursday, October 25**

108 Miami at Houston ..... 7:25p (CT)

**Sunday, October 28**

109 Philadelphia at Jacksonville (London) ... 12:30p (GMT)  
 110 Baltimore at Carolina ..... 1:00p (ET)  
 111 N.Y. Jets at Chicago ..... 12:00p (CT)  
 112 Tampa Bay at Cincinnati ..... 1:00p (ET)  
 113 Seattle at Detroit ..... 1:00p (ET)  
 114 Denver at Kansas City ..... 12:00p (CT)  
 115 Washington at N.Y. Giants ..... 1:00p (ET)  
 116 Cleveland at Pittsburgh ..... 1:00p (ET)  
 117 Indianapolis at Oakland ..... 1:05p (PT)  
 118 San Francisco at Arizona ..... 1:25p (MST)  
**119 Green Bay at L.A. Rams** ..... 1:25p (PT)  
 120 New Orleans at Minnesota\* ..... 7:20p (CT)

**Monday, October 29**

121 New England at Buffalo ..... 8:15p (ET)

## WEEK 9

FOX-TV national weekend

Open Date: **Arizona, Cincinnati, Indianapolis, Jacksonville, N.Y. Giants, Philadelphia****Thursday, November 1**

122 Oakland at San Francisco ..... 5:20p (PT)

**Sunday, November 4**

123 Pittsburgh at Baltimore ..... 1:00p (ET)  
 124 Chicago at Buffalo ..... 1:00p (ET)  
 125 Tampa Bay at Carolina ..... 1:00p (ET)  
 126 Kansas City at Cleveland ..... 1:00p (ET)  
 127 N.Y. Jets at Miami ..... 1:00p (ET)  
 128 Detroit at Minnesota ..... 12:00p (CT)  
 129 Atlanta at Washington ..... 1:00p (ET)  
 130 Houston at Denver ..... 2:05p (MT)  
 131 L.A. Chargers at Seattle ..... 1:05p (PT)  
 132 L.A. Rams at New Orleans ..... 3:25p (CT)  
**133 Green Bay at New England\* .. 8:20p (ET)**

**Monday, November 5**

134 Tennessee at Dallas ..... 7:15p (CT)

## WEEK 10

CBS-TV national weekend

Open Date: **Baltimore, Denver, Houston, Minnesota****Thursday, November 8**

135 Carolina at Pittsburgh ..... 8:20p (ET)

**Sunday, November 11**

136 Detroit at Chicago ..... 12:00p (CT)  
 137 New Orleans at Cincinnati ..... 1:00p (ET)  
 138 Atlanta at Cleveland ..... 1:00p (ET)  
 138 Pittsburgh at Indianapolis ..... 1:00p (ET)  
**139 Miami at Green Bay** ..... 12:00p (CT)  
 140 Jacksonville at Indianapolis ..... 1:00p (ET)  
 141 Arizona at Kansas City ..... 12:00p (CT)  
 142 Buffalo at N.Y. Jets ..... 1:00p (ET)  
 143 Washington at Tampa Bay ..... 1:00p (ET)  
 144 New England at Tennessee ..... 12:00p (CT)  
 145 L.A. Chargers at Oakland ..... 1:05p (PT)  
 146 Seattle at L.A. Rams ..... 1:25p (PT)  
 147 Dallas at Philadelphia\* ..... 8:20p (ET)

**Monday, November 12**

148 N.Y. Giants at San Francisco ..... 5:15p (PT)

Open Date: **Buffalo, Cleveland, Miami, New England, N.Y. Jets, San Francisco****Thursday, November 15****149 Green Bay at Seattle** ..... 5:20p (PT)**Sunday, November 18**

150 Dallas at Atlanta ..... 1:00p (ET)  
 151 Cincinnati at Baltimore ..... 1:00p (ET)  
 152 Minnesota at Chicago ..... 12:00p (CT)  
 153 Carolina at Detroit ..... 1:00p (ET)  
 154 Tennessee at Indianapolis ..... 1:00p (ET)  
 155 Philadelphia at New Orleans ..... 12:00p (CT)  
 156 Tampa Bay at N.Y. Giants ..... 1:00p (ET)  
 157 Houston at Washington ..... 1:00p (ET)  
 158 Oakland at Arizona ..... 2:05p (MST)  
 159 Denver at L.A. Chargers ..... 1:05p (PT)  
 160 Pittsburgh at Jacksonville\* ..... 8:20p (ET)

**Monday, November 19**

161 Kansas City at L.A. Rams (Mexico City) ... 7:15p

## WEEK 12

CBS-TV national weekend

Open Date: **Kansas City, L.A. Rams****Thursday, November 22**

162 Chicago at Detroit ..... 12:30p (ET)  
 163 Washington at Dallas ..... 3:30p (CT)  
 164 Atlanta at New Orleans ..... 7:20p (CT)

**Sunday, November 25**

165 Oakland at Baltimore ..... 1:00p (ET)  
 166 Jacksonville at Buffalo ..... 1:00p (ET)  
 167 Seattle at Carolina ..... 1:00p (ET)  
 168 Cleveland at Cincinnati ..... 1:00p (ET)  
 169 Miami at Indianapolis ..... 1:00p (ET)  
 170 New England at N.Y. Jets ..... 1:00p (ET)  
 171 N.Y. Giants at Philadelphia ..... 1:00p (ET)  
 172 San Francisco at Tampa Bay ..... 1:00p (ET)  
 173 Arizona at L.A. Chargers ..... 1:05p (PT)  
 174 Pittsburgh at Denver ..... 2:25p (MT)

**175 Green Bay at Minnesota\*** ..... 7:20p (CT)**Monday, November 26**

176 Tennessee at Houston ..... 7:15p (CT)

## WEEK 13

FOX-TV national weekend

**Thursday, November 29**

177 New Orleans at Dallas ..... 7:20p (CT)

**Sunday, December 2**

178 Baltimore at Atlanta ..... 1:00p (ET)  
 179 Denver at Cincinnati ..... 1:00p (ET)  
 180 L.A. Rams at Detroit ..... 1:00p (ET)  
**181 Arizona at Green Bay** ..... 12:00p (CT)  
 182 Cleveland at Houston ..... 12:00p (CT)  
 183 Indianapolis at Jacksonville ..... 1:00p (ET)  
 184 Buffalo at Miami ..... 1:00p (ET)  
 185 Chicago at N.Y. Giants ..... 1:00p (ET)  
 186 L.A. Chargers at Pittsburgh ..... 1:00p (ET)  
 187 Carolina at Tampa Bay ..... 1:00p (ET)  
 188 Kansas City at Oakland ..... 1:05p (PT)  
 189 N.Y. Jets at Tennessee ..... 3:05p (CT)  
 190 Minnesota at New England ..... 4:25p (ET)  
 191 San Francisco at Seattle\* ..... 5:20p (PT)

**Monday, December 3**

192 Washington at Philadelphia ..... 8:15p (ET)

## WEEK 14

FOX-TV national weekend

**Thursday, December 6**

193 Jacksonville at Tennessee ..... 7:20p (CT)

**Sunday, December 9**

194 N.Y. Jets at Buffalo ..... 1:00p (ET)  
 195 L.A. Rams at Chicago ..... 12:00p (CT)  
 196 Carolina at Cleveland ..... 1:00p (ET)  
**197 Atlanta at Green Bay** ..... 12:00p (CT)  
 198 Indianapolis at Houston ..... 12:00p (CT)  
 199 Baltimore at Kansas City ..... 12:00p (CT)  
 200 New England at Miami ..... 1:00p (ET)  
 201 New Orleans at Tampa Bay ..... 1:00p (ET)  
 202 N.Y. Giants at Washington ..... 1:00p (ET)  
 203 Cincinnati at L.A. Chargers ..... 1:05p (PT)  
 204 Denver at San Francisco ..... 1:05p (PT)  
 205 Detroit at Arizona ..... 2:25p (MST)  
 206 Philadelphia at Dallas ..... 3:25p (CT)  
 207 Pittsburgh at Oakland\* ..... 5:20p (PT)

**Monday, December 10**

208 Minnesota at Seattle ..... 5:15p (PT)



**Thursday, December 13**

209 L.A. Chargers at Kansas City ..... 7:20p (CT)

**Saturday, December 15**

210 Houston at N.Y. Jets ..... TBD (ET)

211 Cleveland at Denver ..... TBD (MT)

**Sunday, December 16**

212 Arizona at Atlanta ..... 1:00p (ET)

213 Tampa Bay at Baltimore ..... 1:00p (ET)

214 Detroit at Buffalo ..... 1:00p (ET)

**215 Green Bay at Chicago ..... 12:00p (CT)**

216 Oakland at Cincinnati ..... 1:00p (ET)

217 Dallas at Indianapolis ..... 1:00p (ET)

218 Washington at Jacksonville ..... 1:00p (ET)

219 Miami at Minnesota ..... 12:00p (CT)

220 Tennessee at N.Y. Giants ..... 1:00p (ET)

221 Seattle at San Francisco ..... 1:05p (PT)

222 New England at Pittsburgh ..... 4:25p (ET)

223 Philadelphia at L.A. Rams\* ..... 5:20p (PT)

**Monday, December 17**

224 New Orleans at Carolina ..... 8:15p (ET)

WEEK 16

CBS-TV national weekend

**Saturday, December 22**

225 N.Y. Giants at Indianapolis ..... TBD

226 Baltimore at L.A. Chargers ..... TBD

227 Jacksonville at Miami ..... TBD

228 Washington at Tennessee ..... TBD

TBD ..... TBD

TBD ..... TBD

**Sunday, December 23**

229 Atlanta at Carolina ..... 1:00p (ET)

230 Cincinnati at Cleveland ..... 1:00p (ET)

231 Tampa Bay at Dallas ..... 12:00p (CT)

232 Minnesota at Detroit ..... 1:00p (ET)

233 Buffalo at New England ..... 1:00p (ET)

**234 Green Bay at N.Y. Jets ..... 1:00p (ET)**

235 Houston at Philadelphia ..... 1:00p (ET)

236 L.A. Rams at Arizona ..... 2:05p (MST)

237 Chicago at San Francisco ..... 1:05p (PT)

238 Pittsburgh at New Orleans ..... 3:25p (CT)

239 Kansas City at Seattle\* ..... 5:20p (PT)

**Monday, December 24**

240 Denver at Oakland ..... 5:15p (PT)

WEEK 17

CBS-TV and FOX-TV national weekend

**Sunday, December 30**

241 Cleveland at Baltimore ..... 1:00p (ET)

242 Miami at Buffalo ..... 1:00p (ET)

**243 Detroit at Green Bay ..... 12:00p (CT)**

244 Jacksonville at Houston ..... 12:00p (CT)

245 Oakland at Kansas City ..... 12:00p (CT)

246 Chicago at Minnesota ..... 12:00p (CT)

247 N.Y. Jets at New England ..... 1:00p (ET)

248 Carolina at New Orleans ..... 12:00p (CT)

249 Dallas at N.Y. Giants ..... 1:00p (ET)

250 Cincinnati at Pittsburgh ..... 1:00p (ET)

251 Atlanta at Tampa Bay ..... 1:00p (ET)

252 Indianapolis at Tennessee ..... 12:00p (CT)

253 Philadelphia at Washington ..... 1:00p (ET)

254 L.A. Chargers at Denver ..... 2:25p (MT)

255 San Francisco at L.A. Rams ..... 1:25p (PT)

256 Arizona at Seattle ..... 1:25p (PT)

"Flexible scheduling" will be used in Weeks 11-17. Additionally, in Weeks 5-10, flexible scheduling may be used in no more than two weeks. In Weeks 5-16, the schedule lists the games tentatively set for Sunday Night Football on NBC. Only Sunday afternoon games are eligible to be moved to Sunday night, in which case the tentatively scheduled Sunday night game would be moved to an afternoon start time. A flexible-scheduling move would be announced at least 12 days before the game. Flexibility for Saturday games in Weeks 15 and 16 is also part of the 2018 schedule. In Week 15, there will be two games played on Saturday, with the game times of 4:30 p.m. ET and 8:20 p.m. ET to be determined. In Week 16, two of four possible matchups will be scheduled for Saturday. Start times and Saturday games for Week 15 and 16 will be announced no later than following Week 8, with the non-Saturday games to be played on Sunday. For Week 17, the Sunday night game will be announced no later than six days prior to December 30. The schedule does not list a Sunday night game in Week 17, but an afternoon game with playoff implications will be moved to that time slot. Flexible scheduling will not be applied to games airing on Thursday or Monday nights.

**NATIONAL TELEVISION****REGULAR SEASON - ALL TIMES P.M. (ET)**

Thursday, Sept. 6 Atlanta at Philadelphia (NBC) 8:20

**Sunday, Sept. 9 Chicago at Green Bay (NBC) 8:20**

Monday, Sept. 10 N.Y. Jets at Detroit (ESPN) 7:10

L.A. Rams at Oakland (ESPN) 10:20

Thursday, Sept. 13 Baltimore at Cincinnati (NFLN) 8:20

Sunday, Sept. 16 N.Y. Giants at Dallas (NBC) 8:20

Monday, Sept. 17 Seattle at Chicago (ESPN) 8:15

Thursday, Sept. 20 N.Y. Jets at Cleveland (NFLN) 8:20

Sunday, Sept. 23 New England at Detroit (NBC) 8:20

Monday, Sept. 24 Pittsburgh at Tampa Bay (ESPN) 8:15

Thursday, Sept. 27 Minnesota at L.A. Rams (FOX/NFLN/Amazon) 8:20

Sunday, Sept. 30 Baltimore at Pittsburgh (NBC) 8:20

Monday, Oct. 1 Kansas City at Denver (ESPN) 8:15

Thursday, Oct. 4 Indianapolis at New England (FOX/NFLN/Amazon) 8:20

Sunday, Oct. 7 Dallas at Houston (NBC)\* 8:20

Monday, Oct. 8 Washington at New Orleans (ESPN) 8:15

Thursday, Oct. 11 Philadelphia at N.Y. Giants (FOX/NFLN/Amazon) 8:20

Sunday, Oct. 14 Kansas City at New England (NBC)\* 8:20

**Monday, Oct. 15 San Francisco at Green Bay (ESPN) 8:15**

Thursday, Oct. 18 Denver at Arizona (FOX/NFLN/Amazon) 8:20

Sunday, Oct. 21 Tennessee vs. L.A. Chargers in London (CBS) 9:30a

L.A. Rams at San Francisco (NBC)\* 8:20

Monday, Oct. 22 N.Y. Giants at Atlanta (ESPN) 8:15

Thursday, Oct. 25 Miami at Houston (FOX/NFLN/Amazon) 8:20

Sunday, Oct. 28 Philadelphia vs. Jacksonville in London (NFLN) 9:30a

New Orleans at Minnesota (NBC)\* 8:20

Monday, Oct. 29 New England at Buffalo (ESPN) 8:15

Thursday, Nov. 1 Oakland at San Francisco (FOX/NFLN/Amazon) 8:20

**Sunday, Nov. 4 Green Bay at New England (NBC)\* 8:20**

Monday, Nov. 5 Tennessee at Dallas (ESPN) 8:15

Thursday, Nov. 8 Carolina at Pittsburgh (FOX/NFLN/Amazon) 8:20

Sunday, Nov. 11 Dallas at Philadelphia (NBC)\* 8:20

Monday, Nov. 12 N.Y. Giants at San Francisco (ESPN) 8:15

**Thursday, Nov. 15 Green Bay at Seattle (FOX/NFLN/Amazon) 8:20**

Sunday, Nov. 18 Pittsburgh at Jacksonville (NBC)\* 8:20

Monday, Nov. 19 Kansas City vs. L.A. Rams in Mexico City (ESPN) 8:15

Thursday, Nov. 22 Chicago at Detroit (CBS) 12:30

Washington at Dallas (FOX) 4:30

Atlanta at New Orleans (NBC) 8:20

**Sunday, Nov. 25 Green Bay at Minnesota (NBC)\* 8:20**

Monday, Nov. 26 Tennessee at Houston (ESPN) 8:15

Thursday, Nov. 29 New Orleans at Dallas (FOX/NFLN/Amazon) 8:20

Sunday, Dec. 2 San Francisco at Seattle (NBC)\* 8:20

Monday, Dec. 3 Washington at Philadelphia (ESPN) 8:15

Thursday, Dec. 6 Jacksonville at Tennessee (FOX/NFLN/Amazon) 8:20

Sunday, Dec. 9 Pittsburgh at Oakland (NBC)\* 8:20

Monday, Dec. 10 Minnesota at Seattle (ESPN) 8:15

Thursday, Dec. 13 L.A. Chargers at Kansas City (FOX/NFLN/Amazon) 8:20

Saturday, Dec. 15 Houston at N.Y. Jets (NFLN) 4:30 or 8:20

Cleveland at Denver (NFLN) 4:30 or 8:20

Sunday, Dec. 16 Philadelphia at L.A. Rams (NBC)\* 8:20

Monday, Dec. 17 New Orleans at Carolina (ESPN) 8:15

Saturday, Dec. 22 TBD (NFLN) 4:30

TBD (NFLN) 4:30

Sunday, Dec. 23 Kansas City at Seattle (NBC)\* 8:20

Monday, Dec. 24 Denver at Oakland (ESPN) 8:15

Sunday, Dec. 30 To be determined (NBC)\* 8:20

\*The NFL will again use "flexible scheduling" in 2018.

**POSTSEASON**

Sat., Jan. 5 &amp; Sun., Jan. 6 AFC and NFC Wild Card Playoffs

(CBS, ESPN, FOX and NBC)

Sat., Jan. 12 &amp; Sun., Jan. 13 AFC and NFC Divisional Playoffs

(CBS, FOX and NBC)

Sun., Jan. 20 AFC and NFC Championship Games (CBS and FOX)

Sun., Jan. 27 Pro Bowl, Camping World Stadium, Orlando, Fla. (ESPN)

Sun., Feb. 3 Super Bowl LIII, Mercedes-Benz Stadium, Atlanta, Ga. (CBS)



## NFL CALENDAR

- Mid-July Preseason training camps open. Clubs may require Rookies and First-Year Players to report seven days prior to the Club's earliest permissible mandatory reporting date for veteran players. Veteran players cannot be required to report earlier than 15 days prior to club's first preseason game.
- July 16 Deadline at 4 p.m., New York time, for any club that designated a Franchise Player to sign such player to a multi-year contract or extension. After this date, the player may sign only a one-year contract with the designating club for the 2018 season, and such contract cannot be extended until after the Club's last regular-season game.
- July 23 Signing period ends at 4 p.m., New York time, for Transition Players with outstanding tenders. After this date and through 4 p.m., New York time, on the Tuesday after the 10th regular-season weekend, Old Club has exclusive negotiating rights to these players.
- July 23# Signing period ends at 4 p.m., New York time, for Unrestricted Free Agents to whom a May 8 tender was made by Old Club. After this date and through 4 p.m., New York time, on the Tuesday after the 10th regular-season weekend, Old Club has exclusive negotiating rights to these players. *#or the first scheduled day of the first NFL training camp, whichever is later.*
- Aug. 2-5 Hall of Fame Weekend.
- Aug. 2 Pro Football Hall of Fame Game, Canton, Ohio: Baltimore vs. Chicago.
- Aug. 7 Deadline for players under contract to report to earn a season of free-agency credit.
- Aug. 7 If a Drafted Rookie has not signed with his club by this date, he may not be traded to any other club in 2018.
- Aug. 9-13 First Preseason Weekend.
- Aug. 11-15 Deadline for club to provide written notice to certain unsigned players and the NFLPA of its intent to place them on the Exempt List if they fail to report no later than one day prior to the club's second preseason game. Any player who fails to report prior to the deadline will be ineligible to play or receive compensation for at least three games (preseason or regular season) from the time that he reports.

### 2018 Training Camp Roster Reductions

- Sept. 1 ..... To 53 players  
 Sept. 2 ..... Practice Squad established

- Sept. 1 Roster cut-down to maximum of 53 players on Active/Inactive List by 4 p.m., New York time. Clubs may dress minimum of 43 and maximum of 46 players for each regular-season and post-season game.
- Sept. 1 Simultaneously with the cut-down to 53, clubs that have players in the categories of Active/Physically Unable to Perform or Active/Non-Football Injury or Illness must take one of the following options: Place player on Reserve/Physically Unable to Perform or Reserve/Non-Football Injury or Illness, whichever is applicable; ask waivers; terminate; trade; or continue to count him on Active List.
- Sept. 2 All tryouts on this date and for the remainder of the season must be reported to the League office.
- Sept. 2 After 12 p.m., New York time, clubs may establish a Practice Squad of 10 players by signing free agents who do not have an accrued season of free-agency credit or who were on the 46-player Active List for less than nine regular-season games during their only Accrued Season(s). A player cannot participate on the Practice Squad for more than three seasons.
- Sept. 3-8 All clubs are required to file a personnel (injury) report with their conference information manager by 4 p.m., New York time. Reports are to be filed every Wednesday, Thursday and Friday before a regular-season game by 4 p.m., New York time (or as soon as possible after the completion of practice). An update must also be reported if there is any change in a player's condition after Friday.
- Sept. 6, 9-10 Regular Season opens.

- Sept. 7, 10-11 Beginning on these dates, vested veterans terminated from the Active List or Inactive List (and from Reserve/Injured if the player is placed on Reserve/Injured after the beginning of the regular season) are entitled to receive, after the end of the regular-season schedule, Termination Pay pursuant to the terms of the CBA.
- Sept. 25 Priority on multiple waiver claims is now based on the current season's standing.
- Mid-Oct. Beginning the sixth calendar day prior to the club's game on the seventh regular-season week, clubs are permitted to begin practicing players on Reserve/Physically Unable to Perform and Reserve/Non-Football Injury or Illness for a period not to exceed 21 days. Players may be activated during the 21-day practice period or until 4 p.m., New York time, on the day after the conclusion of the 21-day period.
- At any time after six weeks have elapsed since a player was placed on Reserve/Injured or Reserve/Non-Football Injury/Illness, each club is permitted to designate two players for return from either list to the Club's 53-player Active/Inactive List.
- The player who is "Designated For Return" must have suffered a major football-related or non-football-related injury after reporting to training camp and must have been placed on the applicable Reserve List after 4 p.m., New York time, on the day after the final roster reduction.
- A player whom the Club wishes to designate for return is permitted to return to practice for a period not to exceed 21 days. The Club is required to notify the League office that the player has been "Designated For Return" on the first day the player begins to practice. The player cannot be returned to the Active/Inactive List until eight games have elapsed since the date he was placed on Reserve.
- Oct. 30 All trading ends at 4 p.m., New York time.
- Oct. 31 Players with at least four previous pension-credited seasons are subject to the waiver system for the remainder of the regular season and postseason.
- Nov. 13 Signing period ends at 4 p.m., New York time, for Franchise Players who are eligible to receive Offer Sheets.
- Nov. 13 Deadline for clubs to sign by 4 p.m., New York time, their unsigned Franchise and Transition Players, including Franchise Players who were eligible to receive Offer Sheets until this date. If still unsigned after this date, such players are prohibited from playing in the NFL in 2018.
- Nov. 13 Deadline for clubs to sign by 4 p.m., New York time, their Unrestricted Free Agents to whom May 8 tender was made. If still unsigned after this date, such players are prohibited from playing in the NFL in 2018.
- Nov. 13 Deadline for clubs to sign by 4 p.m., New York time, their Restricted Free Agents to whom June 1 tender was made. If such players remain unsigned, they are prohibited from playing in the NFL in 2018.
- Nov. 13 Deadline for clubs to sign Drafted players by 4 p.m., New York time. If such players remain unsigned, they are prohibited from playing in the NFL in 2018.
- Nov. 29, Dec. 1-3 Deadline for reinstatement of players in Reserve List categories of Retired, Did Not Report, and Exclusive Rights, and of players who were placed on Reserve/Left Squad in a previous season.
- Dec. 28 Deadline for waiver requests in 2018, except for "special waiver requests," until after the Super Bowl.
- Dec. 31 Clubs may begin signing free-agent players for the 2019 season.

### FUTURE SUPER BOWLS

- LIII Feb. 3, 2019 Mercedes-Benz Stadium; Atlanta, Ga.  
 LIV Feb. 2, 2020\* Hard Rock Stadium; Miami, Fla.  
 LV Feb. 7, 2021\* Raymond James Stadium, Tampa, Fla.  
 LVI Feb. 6, 2022\* New Los Angeles Stadium; Los Angeles, Calif.  
 \* Tentative date

## PACKERS RADIO NETWORK

Wayne Larrivee and Larry McCarren enter their 20th season of broadcasts together across the Packers Radio Network in 2018. Though both are veteran broadcasters, the two were paired for the first time in 1999 to bring the color and excitement of Green Bay Packers football to fans throughout Wisconsin, Upper Michigan and two more-distant states. They will surpass Jim Irwin and Max McGee for the most regular-season and postseason games broadcast for the Packers with 313 at the season opener against Chicago on Sept. 9.

Larrivee, who grew up as a fan of the Packers in his native Lee, Mass., enters his 41st consecutive year broadcasting NFL games, having joined Green Bay's broadcast team after 14 seasons as the radio voice of the Chicago Bears (1985-98) on WGN and WMAQ Radio in Chicago. Earlier, he had done play-by-play of Kansas City Chiefs games for seven years (1978-84) on KCMO Radio in Kansas City. Known for his thorough preparation and his moderated, yet enthusiastic, call of the action, Larrivee's more-recent credits also include play-by-play for Big Ten Conference football and basketball for the Big Ten Network and NCAA basketball for Westwood One.

Highly decorated, the 63-year-old Larrivee was named Illinois Sportscaster of the Year in 1997 and is a seven-time winner of the Silver Dome Award, presented by the Illinois Broadcasters Association, for best radio football play-by-play. He is also a four-time winner of a Midwest Emmy for Chicago Bulls basketball play-by-play. In May 2011, he was honored as Communicator of the Year by the Wisconsin Chapter of the Public Relations Society of America.

A 1977 graduate of Emerson College in Boston, he received the school's Alumni Achievement Award in June 2005 and was inducted into the Emerson College Hall of Fame in June 2018. In 2012, the college appointed him to its alumni association board of directors. Larrivee also has done play-by-play of Chicago Bulls basketball on WGN-TV from 1991-2008, Chicago Cubs baseball, University of Iowa football, Quad Cities (Iowa) Angels minor league baseball, University of Missouri basketball and Kansas City Kings basketball games.

McCarren first joined the team's broadcasts in 1995, working his first four seasons with Irwin and McGee. Inducted into the Packers Hall of Fame in 1992, he also is a favorite among television viewers in northeast Wisconsin. After 27 years, he retired from Green Bay television and joined the Green Bay Packers' digital department as their sports analyst. McCarren has been voted Wisconsin Sportscaster of the Year four times (1994, 1996, 2002, 2007) by the National Sportscasters and Sportswriters Association. In June 2016, McCarren was inducted into the Wisconsin Broadcasters Association Hall of Fame.

An iron man at center for the Packers for 12 seasons (1973-84), McCarren played in 162 consecutive games – the sixth-longest streak in team history – helping him earn the nickname "Rock." He was voted to the Pro Bowl in 1982 and 1983. Earlier, he had been a co-captain at the University of Illinois as both a junior and senior. McCarren, 66, originally is from Park Forest, Ill.

WTMJ, which has been broadcasting the team's games since November 1929, continues its long-standing role as the flagship station of the Packers Radio Network.

The Packers Radio Network is made up of 50 stations in four states.



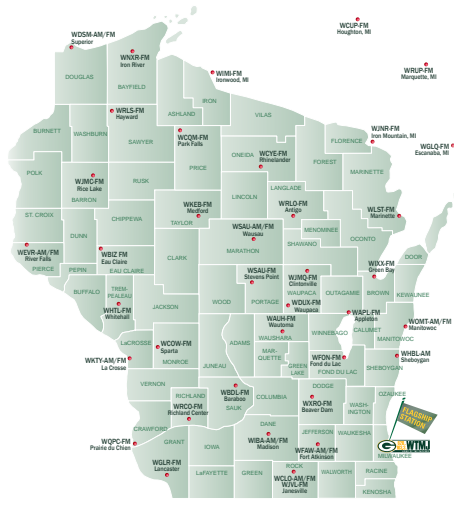
McCarren & Larrivee

## WISCONSIN &amp; UPPER MICHIGAN

Market	Call Letters, Frequency
Antigo	WRLO 105.3 FM
Appleton	WAPL 105.7 FM
Baraboo	WBDL 102.9 FM
Beaver Dam	WXRO 95.3 FM
Clintonville	WJMQ 92.3 FM
Eau Claire	WBIZ 100.7 FM
Escanaba (Mich.)	WGLQ 97.1 FM
Fond du Lac	WFND 101.5 FM
Fort Atkinson	WFAW 94.0 AM/103.3 FM
Green Bay	WIXX 101.1 FM
Hayward	WRLS 92.3 FM
Houghton (Mich.)	WCUP 105.7 FM
Iron Mountain (Mich.)	WJNR 101.5 FM
Iron River	WNXR 107.3 FM
Ironwood (Mich.)	WIMI 99.7 FM
Janesville	WCLO 1230 AM/92.7 FM/WJVL 99.9 FM
La Crosse	WKTY 580 AM/96.7 FM
Lancaster	WLNR 97.7 FM
Madison	WIBA 1310 AM/WIBA 101.5 FM
Manitowoc	WOMT 1240 AM/97.1 FM
Marinette	WLST 95.1 FM
Marquette (Mich.)	WUPZ 94.9 FM
Medford	WKEB 99.3 FM
Milwaukee	WTMJ 620 AM/103.3 FM
Park Falls	WCQM 98.3 FM
Prairie du Chien	WQPC 94.3 FM
Rhineland	WCYE 93.7 FM
Rice Lake	WJMC 96.1 FM
Richland Center	WRCO 100.9 FM
River Falls	WEVR 1550 AM/WEVR 106.3 FM
Sheboygan	WHBL 1330 AM
Sparta	WCOW 97.1 FM
Stevens Point	WSAU 99.9 FM
Superior	WDSM 710 AM/98.1 FM
Waupaca	WDUX 92.7 FM
Wausau	WSAU 550 AM/95.1 FM
Wautoma	WAUH 102.3 FM
Whitehall	WHTL 102.3 FM

## OTHER OUT-OF-STATE STATIONS

Market	Call Letters, Frequency
Quad Cities (Ill.)	WFXX 1230 AM
Sioux Falls (S.D.)	KSOU 99.1 FM



SUBJECT TO CHANGE WITHOUT NOTICE

## PACKERS TV NETWORK

The Green Bay Packers and TODAY'S TMJ4 (WTMJ-TV) in Milwaukee and NBC 26 (WGBA-TV) in Green Bay lead the Packers Television Network, providing year-round Packers programming, in addition to pre-season games, to fans throughout Wisconsin and the Midwest.

The broadcast package includes:

- Flagshipped by Milwaukee's WTMJ-TV and in conjunction with WGBA-TV in Green Bay, Packers preseason games are televised over an 18-station network throughout the state of Wisconsin, Upper Michigan and northeastern Minnesota, Peoria in Illinois, the Quad Cities, Cedar Rapids-Waterloo and Des Moines in Iowa, Omaha in Nebraska, Sioux Falls in South Dakota and Anchorage, Fairbanks and Juneau in Alaska.
- A top-notch broadcast team that includes CBS's Kevin Harlan calling the play-by-play with fellow CBS broadcaster James Lofton providing the analysis.
- *The Mike McCarthy Show* and *Packers Live* – two 30-minute shows for 17 weeks plus postseason.

In addition to flagship station WTMJ-TV and WGBA-TV, the games are televised over the following stations:

WKOW/ABC . . . . . Madison, Wis.  
 WAOW/ABC . . . . . Wausau/  
 Rhinelander, Wis.  
 WXOW/ABC . . . . . La Crosse, Wis.  
 WQOW/ABC . . . . . Eau Claire, Wis.  
 WLUC/NBC . . . . . Escanaba/  
 Marquette, Mich.  
 KQDS/FOX . . . . . Duluth, Minn./  
 Superior, Wis.  
 WMBD/CBS . . . . . Peoria, Ill.  
 WHBF/CBS . . . . . Davenport, Iowa  
 (Quad Cities)  
 KCCI/CBS . . . . . Des Moines, Iowa  
 KWWL/NBC . . . . . Cedar Rapids/  
 Waterloo, Iowa  
 KMTV/CBS . . . . . Omaha, Neb.  
 KDLT/NBC . . . . . Sioux Falls, S.D.  
 KYUR/ABC . . . . . Anchorage, Alaska  
 KATN/ABC . . . . . Fairbanks, Alaska  
 KJUD/ABC . . . . . Juneau, Alaska

## PRESEASON BROADCAST TEAM



### KEVIN HARLAN

#### Play-by-play announcer

Has called regular-season games for CBS Sports since 1998 after four years with FOX (1994-97), and is regarded as one of the finest at his trade in the country. Provides play-by-play for *Monday Night Football* games on Westwood One. A veteran broadcaster, also "voices" NCAA Tournament basketball games for CBS and TNT, as well as NBA games for TNT. Owns a unique perspective on Packers football, having been raised in Green Bay.



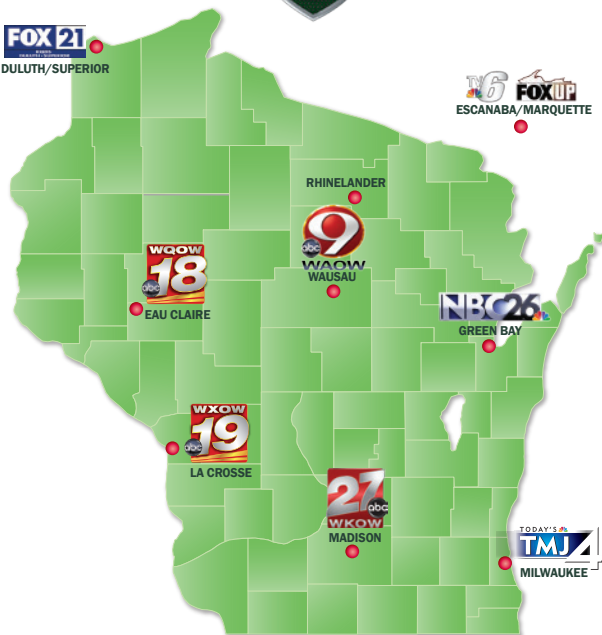
### JAMES LOFTON

#### Color analyst

The Pro Football Hall of Fame receiver and veteran of 16 NFL seasons, nine with Green Bay, enters his first year in the Packers' pre-season television booth. A first-round draft pick by the Packers in 1978, he was an analyst for *Sunday Night Football* on Westwood One from 2009-16 before joining CBS Sports in 2017 as an analyst for the NFL on CBS. Also had stints with CNN and NBC Sports.



## AFFILIATE MAP





## NFL TRANSACTION INFORMATION

## WAIVERS

The waiver system is a procedure by which player contracts or NFL rights to players are made available by a club to other clubs in the league. During the procedure, the 31 other clubs either file claims to obtain the players or waive the opportunity to do so – thus the term “waiver.” Claiming clubs are assigned players on a priority based on the inverse of won-and-lost standing. The claiming period is 24 hours from the first business day after the Super Bowl through the conclusion of the regular season. If a player passes through waivers unclaimed, he becomes a free agent. All waivers are no recall and no withdrawal. Under the Collective Bargaining Agreement, from the beginning of the waiver system each year through the trading deadline, any veteran who has acquired four years of pension credit is not subject to the waiver system if the club desires to release him. After the trading deadline, such players are subject to the waiver system.

## ACTIVE/INACTIVE LIST

The Active/Inactive List is the principal status for players participating for a club. It consists of all players under contract who are eligible for preseason, regular-season and postseason games. Teams are permitted to open training camp with no more than 90 players under contract and thereafter must meet a mandatory roster reduction prior to the season opener. Teams will be permitted an Active List of 46 players and an Inactive List of seven players for each regular-season and postseason game. Teams also are permitted to establish Practice Squads of up to 10 players who are eligible to participate in practice, but these players remain free agents and are eligible to sign with any other team in the league.

- Sept. 1 . . . . . Roster reduction to 53 players  
 Sept. 2 . . . . . Teams establish a Practice Squad of up to 10 players

In addition to the squad limits described above, the overall roster limit of 90 players remains in effect throughout the regular season and postseason. The overall limit is applicable to players on a team's Active, Inactive and certain Exempt lists, players on the Practice Squad, and players on the Reserve List as Injured, Physically Unable to Perform, Non-Football Illness/Injury, and Suspended by Club.

## RESERVE LIST

The Reserve List is a status for players who, for reasons of injury, retirement, military service, or other circumstances, are not immediately available for participation with a club. Except for two players who must be Designated for Return, players on Reserve/Injured are not eligible to practice or return to the Active/Inactive List in the same season that they are placed on Reserve. Players in the category of Reserve/Retired, Reserve/Did Not Report, Reserve/Exclusive Rights, and players who were placed in the category of Reserve/Left Squad in a previous season may not be reinstated after a club's Week 13 game. No reinstatement may occur in the last four weeks of the regular season through the postseason.

## ANNUAL ACTIVE PLAYER LIMITS

## NFL

Year(s)	Limit
2011-18	46
1991-2010	45**
1985-90	45
1983-84	49
1982	45†-49
1978-81	45
1975-77	43
1974	47
1964-73	40
1963	37
1961-62	36
1960	38
1959	36
1957-58	35
1951-56	33
1949-50	32
1948	35
1947	35*-34
1945-46	33
1943-44	28
1940-42	33
1938-39	30
1936-37	25
1935	24
1930-34	20
1926-29	18
1925	16

\*\* — 45 plus a third quarterback

† — 45 for first two games

\* — 35 for first three games

## AFL

Year(s)	Limit
1966-69	40
1965	38
1964	34
1962-63	33
1960-61	35

## NFL FREE-AGENCY MOVEMENT

The following chart details veteran free agents who signed with new teams:

	Unrestricted	Restricted	Transition	Franchise	Totals
1993	108	8	4	1	121
1994	121	7	4	0	132
1995	171	6	2	0	179
1996	100	4	2	0	106
1997	86	2	2	0	90
1998	112	4	1	2	119
1999	115	2	1	0	118
2000	107	4	0	0	111
2001	93	4	0	0	97
2002	130	1	0	0	131
2003	111	5	1	0	117
2004	124	1	1	0	126
2005	104	3	0	0	107
2006	149	4	1	0	154
2007	126	4	0	0	130
2008	132	3	0	0	135
2009	128	0	0	0	128
2010	51	1	0	0	52
2011	163	0	0	0	163
2012	143	0	0	0	143
2013	165	0	0	0	165
2014	159	1	0	0	160
2015	141	0	1	0	142
2016	128	2	0	0	130
2017	169	2	0	0	171

## NFL TIE-BREAKING PROCEDURES

The following procedures will be used to break standings ties for postseason playoffs and to determine regular-season schedules. Note: Tie games count as one-half win and one-half loss for both clubs.

### TO BREAK A TIE WITHIN A DIVISION

If, at the end of the regular season, two or more clubs in the same division finish with the best won-lost-tied percentage, the following steps will be taken until a champion is determined:

#### TWO CLUBS

1. Head-to-head (best won-lost-tied percentage in games between the clubs).
2. Best won-lost-tied percentage in games played within the division.
3. Best won-lost-tied percentage in common games.
4. Best won-lost-tied percentage in games played within the conference.
5. Strength of victory in all games.
6. Strength of schedule in all games.
7. Best combined ranking among conference teams in points scored and points allowed in all games.
8. Best combined ranking among all teams in points scored and points allowed in all games.
9. Best net points in common games.
10. Best net points in all games.
11. Best net touchdowns in all games.
12. Coin toss.

#### THREE OR MORE CLUBS

(Note: If two clubs remain tied after one or more clubs are eliminated during any step, tie-breaker re-starts at Step One of two-club format. If three clubs remain tied after a fourth club is eliminated during any step, tie-breaker re-starts at Step One of three-club format.)

1. Head-to-head (best won-lost-tied percentage in games between the clubs).
2. Best won-lost-tied percentage in games played within the division.
3. Best won-lost-tied percentage in common games.
4. Best won-lost-tied percentage in games played within the conference.
5. Strength of victory in all games.
6. Strength of schedule in all games.
7. Best combined ranking among conference teams in points scored and points allowed in all games.
8. Best combined ranking among all teams in points scored and points allowed in all games.
9. Best net points in common games.
10. Best net points in all games.
11. Best net touchdowns in all games.
12. Coin toss.

### TO BREAK A TIE FOR THE WILD CARD TEAM

If necessary to break ties to determine the two Wild Card clubs from each conference, the following steps will be taken:

- A. If all the tied clubs are from the same division, apply division tie-breaker.
- B. If the tied clubs are from different divisions, apply the following steps:

#### TWO CLUBS

1. Head-to-head, if applicable.
2. Best won-lost-tied percentage in games played within the conference.
3. Best won-lost-tied percentage in common games, minimum of four.
4. Strength of victory in all games.
5. Strength of schedule in all games.
6. Best combined ranking among conference teams in points scored and points allowed in all games.
7. Best combined ranking among all teams in points scored and points allowed in all games.
8. Best net points in conference games.
9. Best net points in all games.
10. Best net touchdowns in all games.
11. Coin toss.

#### THREE OR MORE CLUBS

(Note: If two clubs remain tied after one or more clubs are eliminated during any step, tie-breaker re-starts at Step One of two-club format. If three clubs remain tied after a fourth club is eliminated during any step, tiebreaker re-starts at Step Two of three-club format.)

1. Apply division tie-breaker to eliminate all but highest ranked-club in each division prior to proceeding to step two. The original seeding within a division upon application of the division tie-breaker remains the same for all subsequent applications of the procedure that are necessary to identify the two Wild Card participants.
2. Head-to-head sweep (apply only if one has defeated each of the others or one club has lost to each of the others.)
3. Best won-lost-tied percentage in games played within the conference.
4. Best won-lost-tied percentage in common games, minimum of four.
5. Strength of victory in all games.
6. Strength of schedule in all games.
7. Best combined ranking among conference teams in points scored and points allowed in all games.
8. Best combined ranking among all teams in points scored and points allowed in all games.
9. Best net points in conference games.
10. Best net points in all games.
11. Best net touchdowns in all games.
12. Coin toss.

When the first Wild Card Team has been identified, the procedure is repeated to name the second Wild Card (i.e., eliminate all but the highest-ranked club in each division prior to proceeding to step two). In situations where three teams from the same division are involved in the procedure, the original seeding of the teams remains the same for subsequent applications of the tie-breaker if the top-ranked team in that division qualifies for a Wild Card berth.

### OTHER TIE-BREAKING PROCEDURES

1. Only one club advances to the playoffs in any tie-breaking step. Remaining tied clubs revert to the first step of the applicable division or Wild Card tie-breakers. As an example, if two clubs remain tied in any tie-breaker step after all other clubs have been eliminated, the procedure reverts to Step 1 of the two-club format to determine the winner. When one club wins the tie-breaker, all other clubs revert to Step 1 of the applicable two-club or three-club format.
2. In comparing records against common opponents among tied teams, the best won-lost-tied percentage is the deciding factor since teams may have played an unequal number of games.
3. To determine home-field priority among division titlists, apply Wild Card tie-breakers.
4. To determine home-field priority for Wild Card qualifiers, apply division tie-breakers (if teams are from the same division) or Wild Card tie-breakers (if teams are from different divisions).
5. To determine the best combined ranking among conference teams in points scored and points allowed, add a team's position in the two categories, and the lowest score wins. For example, if Team A is first in points scored and second in points allowed, its combined ranking is "3." If Team B is third in points scored and first in points allowed, its combined ranking is "4." Team A then wins the tiebreaker. If two teams are tied for a position, both teams are awarded the ranking as if they held it solely. For example, if Team A and Team B are tied for first in points scored, each team is assigned a ranking of "1" in that category, and if Team C is third, its ranking will still be "3."

### TIE-BREAKING PROCEDURES FOR SELECTION MEETING

1. Clubs not participating in the playoffs shall select in the first through 20th positions in reverse standings order.
2. The Super Bowl winner is last and the Super Bowl loser is next-to-last.
3. The losers of the Conference Championship games shall select 29th and 30th based on won-lost-tied percentage.
4. The losers of the Divisional playoff games shall select 25th through 28th based on won-lost-tied percentage.
5. The losers of the Wild Card games shall select 21st through 24th based on won-lost-tied percentage.

If ties exist in any grouping except (2) above, such ties shall be broken by strength-of-schedule. If any ties cannot be broken by strength-of-schedule, the divisional or conference tie-breakers, if applicable, shall be applied. Any ties that still exist shall be broken by a coin flip.

## BIOGRAPHY INDEX

Adams, Davante . . . . . 81	Drayton, Maurice . . . . . 51	Ledvina, Nicole . . . . . 22	Raih, David . . . . . 58
Adams, Montravius . . . . . 86	Engel, Bryan . . . . . 69	Lewis, Marcedes . . . . . 175	Ringo, Jim . . . . . 522
Adderley, Herb . . . . . 522	Evans, Marvin . . . . . 137	Light, Alex . . . . . 302	Ripkowski, Aaron . . . . . 222
Alexander, Jaire . . . . . 272	Fackrell, Kyler . . . . . 139	Linsley, Corey . . . . . 179	Robinson, Dave . . . . . 523
Allison, Geronimo . . . . . 88	Favre, Brett . . . . . 523	Lofton, James . . . . . 523	Rodgers, Aaron . . . . . 226
Amichia, Kofi . . . . . 295	Gilbert, Reggie . . . . . 299	Lombardi, Vince . . . . . 553	Rollins, Quinten . . . . . 243
Angelichio, Brian . . . . . 44	Gissendanner, Lee . . . . . 63	Looney, James . . . . . 288	Ross, Brandian . . . . . 67
Bakhtiari, David . . . . . 91	Gizzi, Chris . . . . . 70	Lovat, Mark . . . . . 37	Rueggamer, Grey . . . . . 73
Ball, Russ . . . . . 18	Goodson, Demetri . . . . . 142	Lowry, Dean . . . . . 183	Ryan, Jake . . . . . 246
Baniel, Paul . . . . . 19	Graham, Jimmy . . . . . 145	Madison, Cole . . . . . 280	Scott, J.K. . . . . 282
Batty, Gordon "Red" . . . . . 68	Graham, Patrick . . . . . 52	Malaspina, Matt . . . . . 27	Seale, Sam . . . . . 28
Bell, Byron . . . . . 95	Greene, Raven . . . . . 299	Martinez, Blake . . . . . 186	Sheehy, Conor . . . . . 305
Bennett, Parris . . . . . 295	Gregg, Forrest . . . . . 522	Martini, Greer . . . . . 302	Simmons, Jason . . . . . 59
Benuska, Luke . . . . . 64	Gutkunst, Brian . . . . . 17	Matthews, Clay . . . . . 189	Sirmans, Ben . . . . . 60
Benzel, Craig . . . . . 20	Halbach, Mike . . . . . 70	Mays, Devante . . . . . 200	Smith, Ryan . . . . . 306
Biegel, Vince . . . . . 97	Hawkins, Josh . . . . . 149	Mbu, Joey . . . . . 303	Spriggs, Jason . . . . . 249
Blasko, Jeff . . . . . 45	Herber, Arnie . . . . . 521	McCarthy, Mike . . . . . 30	St. Brown, Equanimeous . . . . . 286
Bouaoun, Joel . . . . . 296	Hinkle, Clarke . . . . . 520	McCurry, Justin . . . . . 202	Starr, Bart . . . . . 522
Boyle, Tim . . . . . 296	Hornung, Paul . . . . . 522	McCurley, Scott . . . . . 56	Sullivan, Jon-Eric . . . . . 25
Bradley, Hunter . . . . . 290	Hostler, Jim . . . . . 54	McNally, Johnny (Blood) . . . . . 520	Taylor, Jim . . . . . 521
Brice, Kentrell . . . . . 99	House, Davon . . . . . 151	Meadows, Kyle . . . . . 303	Taylor, Lane . . . . . 251
Brinker, Chad . . . . . 63	Hubbard, Cal . . . . . 520	Michalske, Mike . . . . . 521	Thomas, Ahmad . . . . . 306
Brown, Donatello . . . . . 297	Hueber, Joe . . . . . 65	Mock, Danny . . . . . 68	Thompson, Ted . . . . . 24
Bulaga, Bryan . . . . . 101	Hughes, Naashon . . . . . 156	Montgomery, Jerry . . . . . 57	Thorne, Grant . . . . . 73
Burks, Oren . . . . . 276	Hundley, Brett . . . . . 300	Montgomery, Ty . . . . . 204	Tonyan, Robert . . . . . 307
Burruss, Pepper . . . . . 69	Hutson, Don . . . . . 552	Moore, J.Mon. . . . . 278	Triner, Zach . . . . . 307
Byrd, Emanuel . . . . . 297	Jackson, Thadues . . . . . 71	Moore, Patrick . . . . . 65	Valdes-Scantling, Marquez . . . . . 284
Campen, James . . . . . 46	Jackson, Josh . . . . . 274	Moss, Winston . . . . . 35	Wahlers, Jason . . . . . 23
Canadeo, Tony . . . . . 521	Johnson, C.J. . . . . 300	Murphy, Kyle . . . . . 209	Walls, Charles . . . . . 67
Cignetti Jr., Frank . . . . . 48	Jones, Aaron . . . . . 160	Murphy, Mark . . . . . 13	Waters, Herb . . . . . 308
Clark, Kenny . . . . . 105	Jones, Josh . . . . . 163	Niitschke, Ray . . . . . 522	White, Reggie . . . . . 523
Clark, Michael . . . . . 297	Jordan, Henry . . . . . 523	Odum, Chris . . . . . 211	Whitehead, Jermaine . . . . . 254
Clinton-Dix, Ha Ha . . . . . 108	Kendricks, Lance . . . . . 165	Owen, Mike . . . . . 66	Whitt Jr., Joe . . . . . 61
Cobb, Randall . . . . . 113	Kerridge, Joe . . . . . 168	Pankey, Adam . . . . . 304	Wikerson, Muhammad . . . . . 256
Crosby, Mason . . . . . 120	King, Kevin . . . . . 170	Patrick, Lucas . . . . . 213	Williams, Jamaal . . . . . 260
Daniels, Mike . . . . . 128	Kirby, Chris . . . . . 71	Peprah, Charlie . . . . . 66	Williams, Richmond . . . . . 64
Davis, Austin . . . . . 298	Kizer, DeShone . . . . . 172	Perry, Nick . . . . . 215	Williams, Tramon . . . . . 263
Davis, Trevor . . . . . 134	Klein, Matt . . . . . 72	Pettine, Mike . . . . . 38	Wojciechowski, John . . . . . 26
Davis, Willie . . . . . 522	Korzun, Adam . . . . . 72	Philbin, Joe . . . . . 40	Wolf, Ron . . . . . 523
Day, Dillon . . . . . 298	Kramer, Jerry . . . . . 524	Pipkins, Lenzy . . . . . 220	Wood, Willie . . . . . 522
Donnerson, Kendall . . . . . 292	Kumerow, Jake . . . . . 301	Policy, Ed . . . . . 16	Yancey, DeAngelo . . . . . 308
Dow, Gabrielle . . . . . 21	Lambeau, Curly . . . . . 551	Porter, Marcus . . . . . 304	Zook, Ron . . . . . 42
Downard, Ryan . . . . . 50	Lancaster, Tyler . . . . . 301	Rader, Kevin . . . . . 305	

## DETAILED MEDIA GUIDE INDEX

10-year stretch, home W-L records, best . . . . . 154	75th anniversary team, NFL . . . . . 119	Field goals made . . . . . 376
100-catch seasons, all-time . . . . . 387		Interceptions . . . . . 379
100 Seasons, celebration . . . . . 4	<b>A</b>	Kickoff returns . . . . . 381
100-yard receiving games, all-time . . . . . 388	Abbreviations, NFL All-Pro history . . . . . 526	Passing . . . . . 378
100-yard rushers, multiple, same game . . . . . 205	Abbreviations, opponent, used in guide . . . . . 362	Punt returns . . . . . 381
100-yard rushing games, all-time . . . . . 388	Abbreviations, stadium A-L . . . . . 405	Punting . . . . . 380
1,000-yard receivers, all-time . . . . . 387	Abbreviations, stadium, M-Z . . . . . 420	Receptions by TE . . . . . 379
1,000-yard rushers, all-time . . . . . 385	Acme Packing Company . . . . . 537	Receptions, overall . . . . . 378
13 times world champions . . . . . 485	Active home ventures, pro sports . . . . . 610	Rushing yards . . . . . 377
14 times world champions? . . . . . 544	Adams, Davante . . . . . 81	Sacks . . . . . 382
1919 Kitchen & Tap . . . . . 618	Adams, Montravius . . . . . 86	Scoring . . . . . 375
1919 Packers roster . . . . . 524	Adderley, Herb, biography . . . . . 522	Total tackles . . . . . 382
1920 Packers roster . . . . . 524	Address . . . . . 2	Touchdowns . . . . . 375
1936 championship team photo . . . . . 496	After the bye, W-L records, 1990-2017 . . . . . 182	Annual team statistics
1961 NFL title, President Kennedy . . . . . 50	Airplane, Packers first to use . . . . . 162	Defense . . . . . 384
1962 team photo . . . . . 106	Alexander, Jaire . . . . . 272	Offense . . . . . 383
2017 review	All-Century team, <i>Press-Gazette</i> . . . . . 547	Architect, original, Lambeau Field . . . . . 611
Attendance . . . . . 314	All-NFC selections . . . . . 527	Arizona, Packers training in . . . . . 161
Game summaries . . . . . 319	All-Pro abbreviations . . . . . 526	Arlington, University of Texas at . . . . . 161
Game-by-game stats, team . . . . . 317	All-Pro & Pro Bowl starter . . . . . 185	Assistant coaches, all-time . . . . . 558
Opening-day roster . . . . . 335	All-Pro selections, all-time . . . . . 526	Assistant coaches, media availability . . . . . 638
Participation, player, regular season . . . . . 318	All-Pro, consensus . . . . . 528	<i>Associated Press</i> All-Pro & Pro Bowl starter . . . . . 185
Results, 2017 . . . . . 314	All-Rookie Team, <i>PFW/PFWA</i> , all-time . . . . . 528	Atrium, Lambeau Field . . . . . 617
Season summary . . . . . 314	All-time record, W-L . . . . . 5	Attendance records . . . . . 614
Standings, NFL . . . . . 336	All-time teams	Attendance, 2017 . . . . . 314
Statistics, individual defense . . . . . 316	75th anniversary, NFL . . . . . 119	Autry, Alan . . . . . 192
Statistics, individual offense . . . . . 315	1946 . . . . . 210	Awards and honors . . . . . 526
Statistics, individual special teams . . . . . 316	1957 . . . . . 210	Away-game crowds, largest . . . . . 614
Transactions . . . . . 335	1969 . . . . . 360	Away games, Packers first to fly . . . . . 162
1st-round breakdowns, all-time, draft . . . . . 273	1976 . . . . . 545	
1st-round picks, trades involving . . . . . 601	Allison, Geronimo . . . . . 88	<b>B</b>
2018 draft choices . . . . . 272	Alphabetical roster	Bakhtiari, David . . . . . 91
2-point conversions, all-time . . . . . 338	All-time . . . . . 560	Ball, Russ . . . . . 18
300-yard net passing efforts . . . . . 362	2018 . . . . . 310	Baniel, Paul . . . . . 19
300-yard passing games, all-time . . . . . 390	Amenities upgrades, Lambeau Field . . . . . 608	Batty, Gordon "Red" . . . . . 68
4 rounds, first, most draft selections . . . . . 203	Amichia, Kofi . . . . . 295	Bears, Chicago, Loan from Packers . . . . . 355
4,000-yard passers, all-time . . . . . 386	Angelichio, Brian . . . . . 44	Before radio . . . . . 541
50th anniversary team, Packers . . . . . 360	Annual player limits . . . . . 630	Bell, Bert . . . . . 555
7-round era, draft, most selections, NFL . . . . . 279	Annual statistical leaders . . . . . 375	

Bell, Byron ..... 95  
 Bellevue Park ..... 615  
 Bengtson Period, The ..... 539  
 Bennett, Parris ..... 295  
 Benuska, Luke ..... 64  
 Benzel, Craig ..... 20  
 Best division/overall records, since 2002 ..... 62  
 Best turnover margins, Packers history ..... 363  
 Biegel, Vince ..... 97  
 Bikes, riding to practice ..... 180  
 Birth of a team and a legend ..... 537  
 Bishop's Charities Game ..... 536  
 Blackburn Takes Over ..... 539  
 Blackout policies, NFL ..... 127  
 Blasko, Jeff. .... 45  
 Blindness, Dillon and Comp ..... 369  
 Block, Ed, Courage Award ..... 130  
 Blood, Johnny, name origin ..... 346  
 Blood, Johnny (McNally), biography ..... 520  
 Board of Directors ..... 29  
 Bonus choice, 1947-58 ..... 275  
 Borchart Field ..... 616  
 Bouagnon, Joel ..... 296  
 Bowl, The, Lambeau Field ..... 611  
 Boyle, Tim ..... 296  
 Bradley, Hunter ..... 290  
 Braisher, Dad, Packers G ..... 18  
 Brand, The Green Bay Packers ..... 221  
 Brice, Kentrell ..... 99  
 Bridges named after Packers ..... 45  
 Brinker, Chad ..... 63  
 Broadcast partners ..... 629  
 Broadcasting policies, NFL ..... 127  
 Brown, Donatello ..... 297  
 Built, How the Packers Were ..... 312  
 Bulaga, Bryan ..... 101  
 Burks, Oren ..... 276  
 Burruss, Pepper ..... 69  
 Butler, LeRoy, Lambeau Leap ..... 20  
 Bye, after the, W-L records, since 1990 ..... 182  
 Byrd, Emanuel ..... 297

**C**

Calendar, NFL, 2018-19 ..... 627  
 Calhoun, George ..... 537  
 Camp dates ..... 5  
 Camp, unique in Green Bay ..... 212  
 Campen, James ..... 46  
 Canadeo, Tony, biography ..... 521  
 Capacity, Lambeau Field ..... 607  
 Career leaders, All-time franchise  
     Passing ..... 391  
     Receiving ..... 391  
     Rushing yards ..... 391  
 Carr, Joe ..... 555  
 Carried off the field, coaches ..... 367  
 Central, NFC, all-time vs. .... 484  
 Central, NFC, composite standings ..... 153  
 Century teams, *Press-Gazette* ..... 547  
 Challenges, instant replay, since 1999 ..... 41  
 Champions, defending, Packers vs. .... 25  
 Championships, world, most ..... 485  
 Championships, NFL, seasons ..... 5  
 Charity games ..... 536  
 Cheerleaders, Packers ..... 201  
 Chesney, Kenny, concert ..... 620  
 Chronology, Packers franchise ..... 544  
 Cignetti Jr., Frank ..... 615  
 City Stadium (old) ..... 615  
 Clair, John and J. Emmett ..... 537  
 Clark, Kenny ..... 105  
 Clark, Michael ..... 297  
 Clinching dates, Packers ..... 356  
 Clinton-Dix, Ha Ha ..... 108  
 Coach debates, Packers history ..... 140  
 Coach of the Year, NFL ..... 528  
 Coaches carried off the field ..... 367  
 Coaches under Lombardi ..... 200  
 Coaches, assistant, all-time ..... 558  
 Coaches, former, vs. Packers ..... 559  
 Coaches, head, all-time ..... 557  
 Cobb, Randall ..... 113  
 Cobb, Randall, all-purpose yardage record ..... 115  
 Cold weather, home playoff games ..... 502  
 Coldest home games recorded ..... 39  
 College All-Star Game, Packers in ..... 291

College national champion, players drafted ..... 109  
 College players, illegal use of ..... 556  
 College, draft choices by ..... 287  
 College, players by ..... 174  
 Colleges who've produced most Packers ..... 15  
 Colors, team ..... 7  
 Combinations, TD passes, Packers ..... 357  
 Communications department ..... 640  
 Community events, Atrium ..... 619  
 Community, Packers in ..... 7  
 Comp. Inv. limited vision ..... 369  
 Compensatory draft choices, all-time ..... 277  
 Compensatory system, most picks ..... 281  
 Compensatory system, NFL Draft, explained ..... 281  
 Conference calls, media ..... 639  
 Consecutive seasons leading team, tackles ..... 188  
 Consecutive wins, playoffs, over one team ..... 517  
 Consensus All-Pro ..... 528  
 Construction, original, Lambeau Field ..... 611  
 Cost, Lambeau Field  
     Original ..... 611  
     Expansion and Renovation, 2011-15 ..... 609  
     Redevelopment, 2000-03 ..... 608  
 Coverage tackles, most in a season ..... 138  
 Credentials, Media ..... 639  
 Credits, Media Guide ..... 5  
 Crosby, Mason ..... 120  
 Cutdown dates, 2018 ..... 627

**D**

*Dallas Morning News*, Sp. Teams rankings ..... 123  
 Dalton, Maurice ..... 546  
 Daniels, Mike ..... 128  
 Dates, clinching, Packers ..... 356  
 Dates, important NFL ..... 627  
 Davis, Austin ..... 298  
 Davis, Trevor ..... 522  
 Davis, Willie, biography ..... 134  
 Day, Dillon ..... 298  
 Debuts, head coaches, Packers ..... 140  
 Decade, Packers by ..... 484  
 December/January, Packers in, since 2000 ..... 19  
 December, warmest home games ..... 55  
 Dedication date, Lambeau Field ..... 607  
 Defeat, largest margins of ..... 484  
 Defending world champs, Packers vs. .... 25  
 Defense, NFL rankings, all-time ..... 368  
 Defensive backs, limited vision ..... 369  
 Defensive lineman, most tackles by ..... 129  
 Defensive MVP, NFL ..... 528  
 Defensive scores, 1950-2017 ..... 53  
 Defunct teams, Packers vs. .... 395  
 Developmental squad, first ..... 597  
 Devine Days, The ..... 539  
 Devine, Dan, minicamp origin ..... 161  
 Did not play, appeared on roster ..... 171  
 Dillon, Bobby, limited vision ..... 369  
 Directions, Lambeau media ..... 639  
 Directory, staff ..... 2  
 Disabled seating, Lambeau Field ..... 608  
 Division-clinching dates, Packers ..... 336  
 Division titles, most, since 1995 ..... 253  
 Division titles, seasons, Packers history ..... 5  
 Divisional record, best, since 2002 ..... 62  
 Dollie Gray, Imposter, 1923 ..... 124  
 Donnerson, Kendall ..... 292  
 Dow, Gabrielle ..... 21  
 Downard, Ryan ..... 50  
 Draft  
     All-time selections ..... 583  
     Bonus choice, NFL, 1947-58 ..... 275  
     Choices, 2018 ..... 272  
     College, choices by ..... 287  
     Compensatory choices, all-time ..... 277  
     Compensatory system, NFL ..... 281  
     First-round breakdowns ..... 273  
     Lowest-selected Pro Bowlers ..... 285  
     Order, selection, all-time ..... 293  
     Order, ties ..... 79  
     School, choices by ..... 287  
     Selection order, all-time ..... 293  
     Selections, all-time ..... 583  
     Selections, compensatory, all-time ..... 277  
     Selections, compensatory, most ..... 281  
     Selections, first four rounds, most ..... 203  
     Selections, first-round, all-time ..... 294

Selections from national champion ..... 109  
 Selections, seven-round era, most, NFL ..... 279  
 Trades involving first-round picks ..... 601  
 Undrafted Pro Bowlers ..... 285  
 Draft choices, 2018 ..... 272  
 Drayton, Maurice ..... 51  
 Dumont television, Packers on ..... 530

**E**

Eateries, Atrium ..... 618  
 Economic impact, Packers on community ..... 37  
 Ed Block Courage Award ..... 130  
 Emblem history ..... 49  
 Ending season, high note ..... 354  
 Engel, Bryan ..... 69  
 ESPN, Packers on ..... 530  
 Evans, Marwin ..... 137  
 Events that led to Packers' birth ..... 537  
 Events, Atrium ..... 619  
 Executive Committee ..... 29  
 Expansions, Lambeau Field ..... 610  
 Experience, rookies vs. first-year players ..... 290  
 Experienced players, Packers' most ..... 228  
 Extinct teams, Packers vs. .... 395  
 Eyes, Dillon and Comp ..... 369

**F**

Facade, names on ..... 22  
 Fackrell, Kyler ..... 139  
 Fan who sued team, 1934 ..... 556  
 Favre, Brett, biography ..... 523  
 Fenway Park ..... 610  
 Field goals, game-winning ..... 340  
 Field, Lambeau, new surface ..... 82  
 Financial ups and downs, notable, 1919-57 ..... 556  
 Financial history ..... 555  
 Financing, Lambeau Field  
     Expansion and renovation, 2011-15 ..... 609  
     Original ..... 611  
     Redevelopment, 2000-03 ..... 608  
 Fingertip information ..... 5  
 First game ..... 538  
 First quarterbacks ..... 539  
 First-round breakdowns, all-time, draft ..... 273  
 First-round picks, all-time ..... 294  
 First-round picks, by position ..... 273  
 First-round picks, by school ..... 273  
 First-round picks, trades involving ..... 601  
 Firsts ..... 538  
 First-year players vs. rookies, difference ..... 290  
 Flagship radio station ..... 5  
 Fledgling legend receives its name, The ..... 370  
 Fly, Packers first to ..... 552  
 Former Green Bay coaches vs. Packers ..... 559  
 Former teams, Packers vs. .... 395  
 Founders ..... 5  
 Fourteen times world champions? ..... 544  
 Franchise fee ..... 181  
 Franchise players, all-time ..... 605  
 Free agents signed/lost ..... 605  
 Front office ..... 74  
 Frozen Tundra Hockey ..... 619  
 Fullback is the position ..... 223  
 Future Super Bowls ..... 627

**G**

G logo, Packers helmet ..... 18  
 Game summaries, 2017 ..... 319  
 Game summaries, playoffs ..... 497  
 Game-winning field goals ..... 340  
 General managers, all-time ..... 157  
 Gilbert, Reggie ..... 299  
 Gissendanger, Lee ..... 63  
 Giveaway-takeaway ratios, Packers history ..... 363  
 Gizzi, Chris ..... 70  
 Go!n' Deep Pizza ..... 618  
 Goodson, Demetri ..... 142  
 Gosselin special teams rankings ..... 123  
 Graess, Henry ..... 555  
 Graham, Jimmy ..... 145  
 Graham, Patrick ..... 52  
 Gray, Dollie, Imposter, 1923 ..... 124  
 Green Bay, City of  
     Information ..... 5  
     Streets named after Packers ..... 45



Green Bay, USS ..... 84  
 Greene, Raven ..... 299  
 Gregg Era, The ..... 540  
 Gregg, Forrest, biography ..... 521  
 Gustafson, Dick, bowl origin ..... 611  
 Gutekunst, Brian ..... 17  
 Gutekunst, Brian, press conferences ..... 638

**H**

Hagemaster Park ..... 614  
 Halas, George, loan from Packers ..... 355  
 Halbach, Mike ..... 70  
 Hall of Fame, Green Bay Packers  
   Inductees, all-time ..... 525  
   New location, Atrium ..... 617  
   Origin ..... 524

Hall of Fame, Pro Football  
   Members, by franchise ..... 520  
   Names on facade, Lambeau Field ..... 22  
   Packers in ..... 520  
 Hallowed ground, Lambeau Field ..... 607  
 Harlan, Kevin ..... 629  
 Hawkins, Josh ..... 149

Head coaches  
   All-time, by wins ..... 557  
   Carried off the field ..... 367  
   Debuts, Packers history ..... 140  
   Heating system, Lambeau Field ..... 607  
   Heisman Trophy, Packers who've won ..... 207  
   Herber to Hutson, did you know ..... 358  
   Herber, Arnie, biography ..... 521  
   Hinkle, Clarke, biography ..... 520

Historical biographies  
   Hutson, Don ..... 552  
   Lambeau, Curly ..... 551  
   Lombardi, Vince ..... 553  
 Hockey, Frozen Tundra ..... 619  
 Hoeffel, Joseph Merrill ..... 546  
 Hollywood, Packers in ..... 192  
 Holmgren Era, The ..... 540  
 Holmgren, Super Bowl speech ..... 489

Home W-L records  
   10-year stretch, best ..... 154  
   By opponent, Lambeau Field, all-time ..... 366  
   Playoffs, all-time, NFL ..... 504

Honors and awards ..... 526  
 Hornung, Paul, biography ..... 522  
 Hostler, Jim ..... 54  
 Hotlines, 2 ..... 151  
 Hottest Packers games ..... 55  
 House, Davon ..... 151  
 How the Packers Were Built ..... 312  
 Hubbard, Cal, biography ..... 520  
 Hueber, Joe ..... 65  
 Hughes, Naashon ..... 300  
 Hundley, Brett ..... 156  
 Hutson, Don

  Arnie Herber, and ..... 358  
   Biography ..... 552  
   Hutson Period, The ..... 538

**I**

Ice Bowl, The ..... 499  
 Illegal college players, use of ..... 556  
 Imposter, 1923 ..... 124  
*In the Heat of the Night* ..... 192  
 Index, biographical ..... 632  
 Infante Signs On ..... 540  
 Injured reserve, starters on, 2000-17 ..... 87  
 Instant-replay challenges, since 1999 ..... 41  
 Insurance, rain ..... 538  
 Interception returns, longest ..... 188  
 Interception returns, Super Bowl ..... 493  
 Internet sites, official ..... 2  
 Iron Man Era Team ..... 545  
 Iron Man Era, The ..... 538

**J**

Jackson, Josh ..... 274  
 Jackson, Thadues ..... 71  
 Jersey sales, Pro Shop ..... 110  
 Jerseys retired ..... 554  
 Joannes, Lee ..... 555  
 Joel, Billy, concert ..... 620

Johnson, C.J. .... 300  
 Jones, Aaron ..... 160  
 Jones, Josh ..... 163  
 Jonet, Frank ..... 555  
 Jordan, Henry, biography ..... 523

**K**

Kendricks, Lance ..... 165  
 Kennedy, President, 1961 NFL title ..... 50  
 Kerridge, Joe ..... 168  
 Key, opponent abbreviations, media guide ..... 362  
 King, Kevin ..... 170  
 Kirby, Chris ..... 71  
 Kizer, DeShone ..... 172  
 Klein, Matt ..... 72  
 Kliebhan, Adolph ..... 539  
 Korzun, Adam ..... 72  
 Kramer, Jerry, biography ..... 524  
 Kumerow, Jake ..... 301

**L**

Lambeau Field  
   1919 Kitchen & Tap ..... 618  
   Atrium ..... 617  
   Attendance records ..... 614  
   Bowl, The ..... 611  
   Coldest games ..... 39  
   Community events, Atrium ..... 619  
   Construction, original ..... 611  
   Cost, expansion/renovation, 2011-15 ..... 609  
   Cost, original ..... 611  
   Cost, redevelopment, 2000-03 ..... 608  
   Dedication date ..... 607  
   Disabled seating ..... 608  
   Expansions ..... 610  
   Financing, expansion/renovation, 2011-15 ..... 609  
   Financing, original ..... 611  
   Financing, redevelopment, 2000-03 ..... 608  
   Frozen Tundra Hockey ..... 619  
   Hall of Fame, Packers ..... 617  
   Hallowed ground ..... 607  
   Hockey, Frozen Tundra ..... 619  
   Longest active home tenures ..... 610  
   Longest occupied stadiums ..... 609  
   LZ Lambeau ..... 619  
   Memorable games ..... 613  
   Names on facade ..... 22  
   Original construction ..... 611  
   Owner ..... 607  
   Packers all-time record ..... 607  
   Packers Hall of Fame ..... 617  
   Private boxes ..... 608  
   Pro Shop ..... 619  
   Project Play 60 ..... 619  
   Records ..... 371  
   Renamed, 1965 ..... 370  
   Ring of Honor ..... 22  
   Seating diagram ..... 612  
   Snow-shoveling tradition ..... 56  
   Special events ..... 618  
   Surface info ..... 607  
   Ticket prices ..... 612  
   Ticket upgrades ..... 608  
   Tickets, waiting list ..... 613  
   Tiletown, development ..... 621  
   Tours ..... 617  
   Twin flags ..... 289  
   Upgrades ..... 608  
   Weather by playoff game ..... 502  
   Weather, coldest games ..... 39  
   Weddings ..... 618  
   W-L record, by opponent ..... 366  
 Lambeau Leap, origin of ..... 20  
 Lambeau, Curly, biography ..... 551  
 Lambeau, death, stadium renamed ..... 370  
 Lancaster, Tyler ..... 301  
 Landmark Packers games ..... 377  
 Larrivee, Wayne ..... 628

Last time, The  
   Draft ..... 273  
   On-field accomplishments ..... 372  
 Leaders, annual team  
   Field goals made ..... 376  
   Interceptions ..... 379  
   Kickoff returns ..... 381  
 Passing ..... 378  
 Punt returns ..... 381  
 Punting ..... 380  
 Receptions by TE ..... 379  
 Receptions, overall ..... 378  
 Rushing yards ..... 377  
 Sacks ..... 382  
 Scoring ..... 375  
 Total tackles ..... 382  
 Touchdowns ..... 375  
 Leaders, career, all-time franchise  
   Passing ..... 391  
   Receiving ..... 391  
   Rushing yards ..... 391  
 Leap, Lambeau, origin of ..... 20  
 Ledvina, Nicole ..... 22  
 Left-footed punters, Packers ..... 214  
 Lewis, Marcedes ..... 175  
 Light, Alex ..... 302  
 Lightning delays, preseason games ..... 534-535  
 Linsley, Corey ..... 179  
 Loan to Chicago Bears ..... 355  
 Locker-room speech, Holmgren ..... 489  
 Locker-room speech, Woodson ..... 495  
 Lofton, James, biography ..... 523  
 Lofton, James, preseason TV ..... 629  
 Logo history ..... 49  
 Lombardi Era, The ..... 539  
 Lombardi sweep ..... 96  
 Lombardi Trophy, The ..... 404  
 Lombardi, Vince, biography ..... 553  
 Lombardi's pupils ..... 200  
 Longest active home tenures, pro sports ..... 610  
 Longest continuously occupied stadiums ..... 609  
 Longest-standing nicknames, pro sports ..... 21  
*Longest Yard, The* ..... 192  
 Looney, James ..... 288  
 Losing streaks, longest vs. opponent ..... 132  
 Lovat, Mark ..... 37  
 Lowest-drafted Pro Bowlers ..... 285  
 Lowry, Dean ..... 183  
 LZ Lambeau ..... 619

**M**

Madison, Cole ..... 280  
 Malaspina, Matt ..... 27  
 Margins of victory/defeat, largest ..... 484  
 Marks history ..... 49  
 Marquette Stadium ..... 616  
 Martinez, Blake ..... 186  
 Martini, Greer ..... 302  
 Matthews, Clay ..... 189  
 Mays, Devante ..... 200  
 Mbu, Joey ..... 303  
 McCarran, Larry ..... 628  
 McCarthy, Mike ..... 30  
 McCarthy, Mike, press conferences ..... 638  
 McCray, Justin ..... 202  
 McCurley, Scott ..... 56  
 McLean Moves Up ..... 539  
 McNally, Johnny (Blood), biography ..... 520  
 McNally, Johnny (Blood), name origin ..... 346  
 Meadows, Kyle ..... 303  
 Meat Packing Co. .... 618  
 Media information ..... 638  
 Media services  
   Conference calls ..... 639  
   Credentialed ..... 639  
   Internet ..... 639  
   McCarthy press conferences ..... 638  
   Photo credentialed ..... 639  
   Player availability ..... 638  
   Pool reporters ..... 639  
   Practice-field access ..... 638  
   Telephones, Media ..... 639  
 Memorable games, Lambeau Field ..... 613  
 Michalske, Mike, biography ..... 521  
 Midwest Shrine Game ..... 536  
 Milestone league games ..... 377  
 Milwaukee County Stadium ..... 616  
 Milwaukee, all-time record ..... 483  
 Minicamp history ..... 161  
 Minneapolis Marines, first game ..... 538  
 Mission statement, corporate ..... 1  
 Mock, Danny ..... 68  
*Monday Night Football*, Packers on ..... 530



Montgomery, Jerry ..... 57  
 Montgomery, Ty ..... 204  
 Moore, J'Mon ..... 278  
 Moore, Patrick ..... 65  
 Moss, Winston ..... 35  
 Most experienced players, Packers ..... 228  
 Most Packers Pro Bowl selections, season ..... 112  
 Most single-season tackles, defensive lineman ..... 129  
 Most Valuable Player, NFL ..... 528  
 Movies, Packers in ..... 192  
 Multiple 100-yard rushers, same game ..... 205  
 Murphy, C.M. "Neil" ..... 537  
 Murphy, Kyle ..... 209  
 Murphy, Mark ..... 13

**N**

Naming of Lambeau Field ..... 370  
 National champion, players drafted ..... 109  
 National TV schedule ..... 626  
 Navy ship, USS Green Bay ..... 84  
 Net passing, 300-yard efforts ..... 362  
 Network television debuts ..... 530  
 NFC, first-team all-conference choices ..... 527  
 NFC Central, all-time vs. .... 484  
 NFC Central, composite standings ..... 153  
 NFC North, composite standings ..... 262  
 NFL calendar, 2018-19 ..... 627  
 NFL schedule, 2018 ..... 624  
 NFL standings, 2017 ..... 336  
 Nickname origin ..... 21  
 Nicknames, longest standing, pro sports ..... 21  
 Nitschke, Ray, biography ..... 522  
 November, coldest home games ..... 39  
 November, warmest home games ..... 55  
 Number records, uniform ..... 570  
 Number system, NFL uniforms ..... 571  
 Numbers retired ..... 554  
 Numbers retired, teams in other sports ..... 143  
 Numerical roster, 2018 ..... 311  
 Numerical roster, all-time ..... 570

**O**

October, coldest home games ..... 39  
 October, warmest home games ..... 55  
 Odom, Chris ..... 211  
 Offense, NFL rankings, all-time ..... 368  
 Offensive MVP, NFL ..... 528  
 Oldest nicknames, pro sports ..... 21  
 Olejniczak, Dominic ..... 538  
 Opening-day roster, 2017 ..... 335  
 Opponent abbreviations, media guide ..... 362  
 Opponent records ..... 355  
 Opponent winning streaks, longest broken by ..... 47  
 Opponent W-L record, Lambeau Field ..... 366  
 Opponent W-L streaks, vs. GB ..... 132  
 Opponents, common ..... 626  
 Origin, selection, draft, all-time ..... 293  
 Origin, franchise ..... 537  
 Original construction, Lambeau Field ..... 611  
 Other homes, Packers ..... 614  
 Outstanding performers  
     100-yard receiving games ..... 388  
     100-yard rushing games ..... 388

300-yard passing games ..... 390  
 Overtime games ..... 531  
 Overtime rules ..... 36  
 Owen, Mike ..... 66  
 Owner, Lambeau Field ..... 607

**P**

Packers all-time record ..... 5  
 Packers firsts ..... 538  
 Packers Hall of Fame, Green Bay  
     Inductees ..... 525  
     Origin ..... 24  
 Packers name origin ..... 21  
 Packers story ..... 537  
 Pankey, Adam ..... 304  
 Participation, player, 2017 ..... 318  
 Passer rating, best seasons ..... 386  
 Passing, career leaders, Packers ..... 391  
 Passing, NFL rankings, all-time ..... 368  
 Patrick, Lucas ..... 213  
 Peck, Frank ..... 537  
 Peprah, Charlie ..... 66  
 Perry, Nick ..... 215  
 Pettine, Mike ..... 38  
 Philbin, Joe ..... 40  
 Phoenix, Packers training in ..... 161  
 Phone numbers ..... 2  
 Photo credentials ..... 639  
*Pigskin Champions* ..... 192  
 Pipkins, Lenzy ..... 220  
*Pitch Perfect 2* ..... 192  
 Plan B free agents ..... 604  
 Plane pioneers ..... 162  
 Player availability, media ..... 638  
 Player limits, annual ..... 630  
 Player personnel department ..... 603  
 Players, did not play, appeared on roster ..... 171  
 Playoffs

    Crowds, largest ..... 614  
     Game summaries ..... 497  
     Green Bay's 56 games ..... 496  
     History, Packers ..... 485  
     Meetings, most overall ..... 516  
     Overtime games ..... 532  
     Records, individual ..... 513  
     Records, team ..... 516  
     Tiebreakers, history in ..... 503  
     Weather, home ..... 502  
     Wins, consecutive, over one team ..... 517  
     W-L records, home, NFL teams ..... 504  
     W-L records, NFL, all-time ..... 518  
     W-L records, vs. one opponent ..... 59  
 Playograph board, watching games on ..... 541  
 PMS colors, team ..... 5  
 Points, largest margins ..... 484  
 Policy, Ed ..... 16  
 Pool reporters ..... 639  
 Population, Green Bay ..... 5  
 Porter, Marcus ..... 304  
 Position, players by, first round, draft ..... 273  
 Position, roster by, 2018 ..... 309  
 Postseason meetings, most overall ..... 516  
 Postseason overtime games ..... 532

Postseason records, individual ..... 513  
 Postseason records, team ..... 516  
 Postseason wins, consec., over one team ..... 517  
 Postseason W-L records, home, all-time ..... 504  
 Postseason W-L records, vs. one opponent ..... 518  
 Postseason, W-L records, all-time ..... 89  
 Practice field access, media ..... 638  
 Practice squad, all-time ..... 597  
 Practice squad, first ..... 598  
 Preseason broadcast team ..... 629  
 Preseason crowds, largest ..... 614  
 Preseason results ..... 532  
 Presidents/CEOs, team history ..... 14  
 Prime-time, Packers in ..... 530  
 Private boxes ..... 608  
 Pro Bowl MVP ..... 528  
 Pro Bowl selections ..... 529  
 Pro Bowl selections, most, season ..... 112  
 Pro Bowl starter & All-Pro ..... 185  
 Pro Bowl voting ..... 529  
 Pro Bowlers  
     Lowest-drafted Packers ..... 285  
     Undrafted Packers ..... 285  
 Pro Bowls, most, by player ..... 196  
 Pro Bowls, most, by position ..... 196  
 Pro Football Hall of Fame, Canton ..... 520  
 Pro Shop, Packers ..... 619  
 Pro Shop, jersey sales ..... 110  
 Project Play 60 ..... 619  
 Pronunciation guide, 2018 ..... 309  
 Punters, Packers, since 1970 ..... 214

**Q**

Quarterback(s)  
     First ..... 539  
     Packers, 1948-2017 ..... 159

**R**

Radio Network, Packers ..... 628  
 Rader, Kevin ..... 305  
 Radio, flagship station ..... 5  
 Raih, David ..... 58  
 Rain delays, preseason games ..... 534-535  
 Rankings, NFL, all-time, Packers in ..... 368  
 Rankings, weekly NFL, 2017 ..... 316  
 Receivership period, franchise ..... 538  
 Receiving, career leaders, Packers ..... 391  
 Receptions, best seasons ..... 387  
 Record, W-L, all-time ..... 5  
 Records, individual ..... 338  
     Combined kick returns ..... 352  
     Combined net yards ..... 352  
     Defense ..... 353  
     Defensive touchdowns ..... 354  
     Field goals ..... 340  
     Interceptions by ..... 349  
     Kickoff returns ..... 351  
     Lambeau Field ..... 351  
     Opponent ..... 375  
     Overall touchdowns ..... 539  
     Passing ..... 342  
     Points after touchdown ..... 339

Postseason ..... 513  
 Punt returns ..... 350  
 Punting ..... 349  
 Receiving ..... 346  
 Rushing ..... 341  
 Sacks ..... 353  
 Safeties ..... 341  
 Scoring ..... 338  
 Service ..... 338  
 Tight ends ..... 146  
 Yards from scrimmage ..... 348  
 Records, Lambeau Field ..... 371  
 Records, playoffs, individual ..... 513  
 Records, playoffs, team ..... 516  
 Records, team ..... 356  
 Attendance ..... 614  
 Championships ..... 356  
 Defense ..... 366  
 Field goals ..... 358  
 First downs ..... 359  
 Fumbles ..... 365  
 Games lost ..... 356  
 Games won ..... 356  
 Kickoff returns ..... 364  
 Net yards gained ..... 359  
 Overall touchdowns ..... 357  
 Passing ..... 361  
 Penalties ..... 365  
 Points after touchdown ..... 358  
 Postseason ..... 516  
 Punt returns ..... 363  
 Punting ..... 363  
 Rushing ..... 360  
 Safeties ..... 358  
 Scoring ..... 357  
 Tie games ..... 356  
 Turnovers ..... 365  
 Uniform number ..... 570  
 Restricted free agents, all-time ..... 605  
 Results  
     2017, Packers ..... 314  
     Preseason, all-time ..... 532  
     Season, by, summary ..... 483  
     Season, by, year-by-year ..... 402  
     Team, by ..... 395  
 Retired numbers, other sports ..... 143  
 Retired numbers, Packers ..... 554  
 Riding bikes to practice ..... 180  
 Ring of Honor ..... 22  
 Ringo, Jim, biography ..... 522  
 Rings, Super Bowl, Packers ..... 494  
 Ripkowski, Aaron ..... 222  
 Road crowds, largest ..... 614  
 Road games, Packers first to fly ..... 162  
 Road games, warmest ..... 55  
 Robinson, Dave, biography ..... 523  
 Rockwood Lodge ..... 556  
 Rodgers, Aaron ..... 226  
 Rodgers, Aaron, 2011 season ..... 230  
 Rollins, Quinten ..... 243  
 Ronzani Regime ..... 538  
 Rookie(s)  
     All-Rookie team, PFW/PFWA, all-time ..... 528  
     First-year players, vs., difference ..... 290  
     Free-agent signings, notable ..... 604  
     Starters, season openers ..... 187  
 Ross, Brandian ..... 67  
 Roster  
     Alphabetical, 2018 ..... 310  
     Alphabetical, all-time ..... 560  
     Numerical, 2018 ..... 311  
     Numerical, all-time ..... 570  
     Opening day, 2017 ..... 335  
     Positional, 2018 ..... 309  
     Reduction dates, 2018 ..... 627  
     Rough Rhode(s) ..... 541  
     Ruegamer, Grey ..... 73  
     Rushing yards, best seasons ..... 385  
     Rushing yards, career Leaders, Packers ..... 391  
     Rushing, NFL rankings, all-time ..... 368  
     Ryan, Jake ..... 246  
     Ryan, Willard J. ..... 546

S

Sack(s)  
 All-time, Packers history ..... 190  
 History of statistic ..... 199  
 Most consecutive seasons, leading team ..... 219

Most seasons, leading team ..... 219  
 St. Norbert College ..... 212  
 Sandlot Years, The ..... 614  
 Schedule  
     2017 results ..... 314  
     NFL, 2018 ..... 624  
     Strength of, Packers history ..... 28  
 School  
     Draft choices by ..... 287  
     First-round draft choices by ..... 273  
     Players by, all-time ..... 174  
     Players by, most, all-time ..... 174  
 Scores, defensive, 1950-2017 ..... 53  
 Scoring, all-time  
     Individual ..... 392  
     Team ..... 393  
 Scott, J.K. ..... 282  
 Scouts, Packers ..... 63  
 Seale, Sam ..... 28  
 Season summary, 2017 ..... 314  
 Seasons played, most with Packers ..... 228  
 Seasons, select  
     Passer rating ..... 386  
     Receptions ..... 387  
     Rushing yards ..... 385  
 Season-ticket holders ..... 541  
 Seating diagram, Lambeau Field ..... 612  
 Select seasons  
     Passer rating ..... 386  
     Receptions ..... 387  
     Rushing yards ..... 385  
 Selection order, draft, all-time ..... 293  
 September, coldest home games ..... 39  
 Seven-round era, draft, most choices, NFL ..... 279  
 Shareholder history ..... 555  
 Shareholders ..... 5  
 Shareholders, current ..... 555  
 Sheehy, Conor ..... 305  
 Sherman Tenure, The ..... 541  
 Ship, USS Green Bay ..... 84  
 Shoulders, carried off the field ..... 367  
 Shoveling snow at Lambeau Field ..... 56  
 Shrine Game, Midwest ..... 536  
 Simmons, Jason ..... 59  
 Sirmans, Ben ..... 60  
 SISGrass, 2018 ..... 82  
 Smith, Ryan ..... 306  
 Snow, shoveling at Lambeau Field ..... 56  
 Snowfall, average, Green Bay ..... 5  
 Solid football, shaky finances ..... 538  
 Somerville, John ..... 611  
 Special events, Lambeau Field ..... 618  
 Special teams  
     Rankings, *Dallas Morning News* ..... 123  
     Tackles, most, season ..... 138  
     Touchdowns, 1959-2017 ..... 43  
 Speech, Mike Holmgren, locker room ..... 489  
 Speech, Charles Woodson, locker room ..... 495  
 Spooktacular Fun ..... 619  
 Sports Illustrated, top 20 venues of 20th cent. .... 23  
 Spriggs, Jason ..... 249  
 Spring minicamp history ..... 161  
 St. Brown, Equanimeous ..... 286  
 Stadium abbreviations, A-L ..... 405  
 Stadium abbreviations, M-Z ..... 420  
 Stadium tenures, longest active, pro sports ..... 609  
 Staff directory ..... 2  
 Standings, NFC Central, composite ..... 153  
 Standings, NFC North, composite ..... 262  
 Standings, NFL, 2017 ..... 336  
 Starr Trek, The ..... 539  
 Starr, Bart, biography ..... 522  
 Starters on injured reserve, 2000-17 ..... 87  
 Starters, rookie, season openers ..... 187  
 State Fair Park ..... 616  
 Statistics, game-by-game  
     Select seasons, individual, all-time ..... 385  
     Team, 2017 ..... 317  
 Statistics, individual, 2017  
     Defense ..... 316  
     Offense ..... 315  
     Special teams ..... 306  
 Statistics, team  
     Game-by-game, 2017 ..... 317  
     Defense, all-time ..... 384  
     Offense, all-time ..... 383  
 Stock and financial history ..... 555

Stock sales ..... 566  
 Stock sales, years ..... 5  
 Stockholders ..... 5  
 Streaks ..... 362  
     300-yard net passing games ..... 47  
     Longest broken by GB ..... 132  
     Losing, longest vs. opponent ..... 517  
     Playoff wins, over one team ..... 132  
     Winning, longest vs. opponent ..... 45  
 Streets named after Packers ..... 28  
 Strength of schedule, Packers history ..... 531  
 Sudden-death games, all-time ..... 25  
 Sullivan, Jon-Eric ..... 319  
 Summaries, game, 2017 ..... 530  
*Sunday Night Football*, Packers on ..... 493  
 Super Bowl, interception returns ..... 528  
 Super Bowl MVP ..... 494  
 Super Bowl rings, Packers ..... 627  
 Super Bowls  
     Future ..... 486  
     I ..... 487  
     II ..... 491  
     Two appearances, Packers uniform ..... 488  
     XXXI ..... 490  
     XXXII ..... 492  
     XLV ..... 607  
 Surface info, Lambeau Field ..... 82  
 Surface, Lambeau Field new ..... 96  
 Sweep, Lombardi ..... 96

T

Table of contents ..... 1  
 Tackles  
     Defensive lineman, most, season ..... 129  
     Seasons leading team ..... 188  
     Special teams, most, season ..... 138  
 Takeaway ratios, Packers history ..... 363  
 Taylor, Jim  
     Biography ..... 521  
     Fullback is the position ..... 223  
 Taylor, Lane ..... 251  
 Team statistics  
     Defense, annual ..... 384  
     Offense, annual ..... 383  
 Telephone numbers ..... 2  
 Telephones, media ..... 639  
 Television announcers, preseason ..... 629  
 Television entertainment, Packers in ..... 192  
 Television game-selection process, NFL ..... 127  
 Television market, Green Bay ..... 5  
 Television markets, smallest ..... 541  
 Television, national, NFL, 2018 ..... 626  
 Television network debuts ..... 530  
 Television revenue, 1953 ..... 556  
 Temperature, average high, Green Bay ..... 5  
 Temperature, home playoff games ..... 502  
 Tenured players, Packers' longest ..... 228  
 Texas, Packers training in ..... 161  
 Thanksgiving, Packers on ..... 531  
*There's Something About Mary* ..... 192  
 Thirteen times world champions ..... 485  
 Thomas, Ahmad ..... 306  
 Thomas, Ted ..... 74  
 Thorne, Grant ..... 23  
 Thursday Night Football, Packers on ..... 530  
 Ticket prices ..... 612  
 Ticket upgrades ..... 608  
 Tiebreakers  
     Packers history in, playoffs ..... 503  
     Procedures, NFL, playoffs ..... 631  
 Ties, draft order ..... 79  
 Ties, recognized in league standings ..... 544  
 Tight ends, records ..... 146  
 Timeline  
     Lambeau Field, original construction ..... 611  
     Packers franchise ..... 544  
 Titles, world, most ..... 485  
 Titles, NFL, Packers seasons ..... 5  
 Titletown, development ..... 621  
 Titletown Meets Tinseltown, Where ..... 192  
 Titletown moniker, origin ..... 16  
 Tonyan, Robert ..... 307  
 Touchdowns  
     Defensive, 1950-2017 ..... 53  
     Special teams, 1959-2017 ..... 43  
 Touchdown passes, combinations ..... 357

Toughest schedules, Packers history	28
Tours, Lambeau Field	617
Trade(s)	
First-round draft picks, involving	601
Significant, Packers history	600
Training camp	
Dates, 2018	5
History, unique in Green Bay	212
Transactions, 2017-18, by date	335
Transition players, all-time	605
Travel, Packers first to fly	162
Triner, Zach	307
Trophy, the Lombardi	404
Turnbull, Andrew	555
Turnkey, Team Brand Index	221
Turnover ratios, Packers history	363
Twin flags, Lambeau Field	289
Two-point conversions, all-time	338
Two Super Bowls, Packers uniform	491

## U

USS Green Bay	84
Undrafted free agent Pro Bowlers	285
Uniform number records	570
Uniform number system, NFL	571
Unique team	541
University, players by	174
Unrestricted free agents, all-time	605
Upgrades, Lambeau Field	608

## V

Vainisi, Jack	539
Valdes-Scantling, Marquez	284
Vannieuwenhoven family, original farm	611
Venus, top 20 of 20th cent., <i>Sports Illustrated</i>	23
Veteran free-agent signings, notable	604
Victory, largest margins of	484
Voting, Pro Bowl	529

## W

Wahlers, Jason	23
Waiting list, season tickets	541
Waiver acquisitions, notable	604
Walls, Charles	67
Waters, Herb	308
Warmest Packers games	55
Weather	
Average high, Green Bay	5
Coldest home games	39
Delays, preseason games	534-535

Home playoff games	502
Shoveling snow at Lambeau Field	56
Warmest Packers games	55
Websites, official	2
Weddings, Lambeau Field	618
Where Titletown Meets Tinseltown	192
White, Reggie, biography	523
Whitehead, Jermaine	254
Whitt Jr., Joe	61
Wikerson, Muhammad	256
Williams, Jamaal	260
Williams, Richmond	64
Williams, Tramon	263
W-L record	

Bye, after the	182
Decade, by	484
December/January, Packers in, since 2000	19
Head coaches, Packers	557
Home playoff games, NFL	504
Home, 10-year stretch, best	154
Lambeau Field, all-time	607
Lambeau Field, by opponent	366
Milwaukee, all-time	483
Packers, all-time breakdown	483
Playoff games, home, NFL	504
Playoffs, NFL, all-time	89
Playoffs, vs. one opponent	518
Wind chill, home playoff games	502
Winning field goals	340
Winning streaks, longest broken by GB	47
Winning streaks, longest vs. opponent	132
Wisconsin Athletic Hall of Fame, Packers in	374
Wisconsin-LSU football game, 2016	620
Wojciechowski, John	26
Wolf, Ron, biography	523
Wolf, Ron, legacy as a mentor	27
Wolf, Ron, stamp on Packers history	26
Wood, Willie, biography	522
Woodson, Charles, locker-room speech	495
World champions, defending, GB vs.	25
World championship seasons	5
Worst turnover margins, Packers history	363
Wrigley Field	610

## Y

Yancey, DeAngelo	308
Yearly statistical leaders	375
Field goals made	376
Interceptions	379
Kickoff returns	381
Passing	378
Punt returns	381

Punting	380
Receptions by TE	379
Receptions, overall	378
Rushing yards	377
Sacks	382
Scoring	375
Total tackles	382
Touchdowns	375
Yuenger, Jack	16

## Z

Zook, Ron	42
-----------	----





## MEDIA INFORMATION & POLICIES

### BRIAN GUTEKUNST INTERVIEWS

- During training camp, General Manager Brian Gutekunst will be available weekly for group interviews in the Media Auditorium.
- One-on-one interviews with Gutekunst should be arranged through Jason Wahlers (920-569-7210).
- Please check with the communications staff in late July for a specific schedule of Gutekunst's press conferences.



### MIKE MCCARTHY PRESS CONFERENCES

- During training camp, Head Coach Mike McCarthy generally will be available in the Media Auditorium before practice.
- During the regular season, McCarthy generally will be available in the Media Auditorium on Monday, Wednesday, Thursday, Friday and after home games.
- One-on-one interviews with McCarthy should be arranged through Jason Wahlers (920-569-7210).



### PLAYER INTERVIEWS

- During training camp, the team's locker room will open once per day for 30 minutes on days of practice.
- During the regular season, the locker room generally will be open on Monday, Wednesday, Thursday, Friday and following games.
- All interviews with players on the practice squad or injured reserve need to be requested and approved through the communications department.
- At the conclusion of all games, the locker room will be opened following the NFL's standard "cooling-off" period.
- Any requests to interview players other than on the aforementioned days should be directed to a member of the Packers' communications department.

### ASSISTANT COACH AVAILABILITY

*All by request, through the communications department*

- During training camp, all assistants generally will be available every other week at the podium. Please check with the communications staff for a specific schedule.
- Coordinators – Joe Philbin (offense, bottom left), Mike Pettine (defense, bottom middle) and Ron Zook (special teams, bottom right) – will continue to serve as primary spokesmen in their respective areas.
- During the regular season, assistants generally will be available on Thursdays at the podium in the Media Auditorium with offense and defense rotating every other week. During a week when offensive coaches are available, Pettine will also be available on Thursday to represent the defense. When defensive coaches are available, Philbin will also be available on Thursday to represent the offense. On Mondays, the coordinators will be available at the podium in the Media Auditorium.
- Following games, McCarthy will be the only coach available to the media.



- Position coaches are available for questions on specific players and the position group only. Broader interview topics need to be directed to the respective coordinators.
- No assistant coach should be contacted directly by telephone (at his desk, home or on his cell phone), or by email. All interviews must be arranged through the communications department.
- Sarah Quick (920-569-7213) serves as the primary contact for assistant coaches. In her absence, feel free to contact another member of the communications staff.

### PRACTICE ACCESS, PHOTOGRAPHY AND SOCIAL-MEDIA GUIDELINES

- During the regular season, practices will be open to state media who regularly cover the team for designated periods during the first half of each session, similar to previous seasons. Also as in prior years, photo opportunities will be limited to the beginning portions of practice.
- The team reserves the right to limit photography to certain periods for competitive reasons. This restriction applies to both training-camp and regular-season practices.
- During practice periods in which B-roll and still photography are NOT permitted, the media may not utilize camera phones, either. The communications staff will alert the media of the permissible "shooting" periods before and during each practice.
- Video of practice, press conferences or locker-room interviews by an individual or media outlet may not be posted at any time on social-media sites or live-broadcasting applications (this includes applications such as Facebook, Twitter, Vine, Instagram, Snapchat, Ustream, Periscope, Meerkat, etc).
- No still photography is permitted in the locker room at any time. Signs, notes and other personal items or information posted in and around the locker room at player lockers are not to be photographed or captured on video.
- During training camp, "Twitter/blogging" is allowed during practices, but the Packers would ask that members of the media utilizing the technology adhere to a few simple guidelines. Please note that this policy is for training-camp practices only and does change during the regular season:
  - NO entries about specific schemes, personnel groupings or anything that might be related in any way to game planning. If you have ANY questions about this, please ask a member of the Packers' communications staff before posting.
  - NO entries regarding "football communications," including specific exchanges between coaches and players that might be overheard. Acknowledgement that the conversation occurred is acceptable, but we ask that the details of the conversation be withheld.
  - NO detailed speculation as to the potential nature or severity of an injury until McCarthy has addressed it following practice. Once again, acknowledging that an injury occurred and providing general details (i.e., "right leg ..." or "left wrist ...") is permitted, but anything beyond that would be purely speculative and possibly inaccurate.
  - The team would like to continue to keep training-camp practices open to those wishing to utilize blogging and/or Twitter, but such a policy is contingent upon media adhering to the guidelines above. If there are ANY questions regarding what is or is not acceptable, please contact a member of the Packers' communications department.

**ALL INFORMATION IS SUBJECT TO CHANGE**

## CREDENTIALS

All credential requests may be requested through Sarah Quick, assistant director of communications, via email: quicksp@packers.com. Credentials will not be mailed, unless the requesting outlet provides a Federal Express or UPS number, and if scheduled in advance, should be picked up in person at the Packers' corporate offices, located in the Lambeau Field Atrium. Credentials not obtained prior to gameday will be left at Media Will Call on the south side of the stadium near the Shopko Gate. Media Will Call opens three hours prior to kickoff.

## ONLINE-CONTENT POLICY

According to the 2018 NFL non-game online content policy, accredited organizations may distribute online non-game audio and video content, including interviews, press conferences and team practices at NFL venues, acquired as a result of credentialed access ("Game Information") to games or club/league facilities provided that such distribution: is 90 seconds maximum per day (180 seconds in two-team markets – 90 seconds per team); may not be "archived" (i.e., made available for on-demand public access) for more than 24 hours; appears in an editorial context only (no sponsorship, merchandising or advertising integrated with or around the content); is not posted live; and is accompanied by links back to NFL.com and to the club website.

The 90-second limit does not include video/audio material that is composed entirely of a credentialed media employee providing commentary or analysis ("talking head" reporting), including pregame or postgame stand-up material shot on the field or at another facility location.

While a game is in progress, any forms of accounts of the game must be sufficiently time-delayed and limited in amount (e.g., score updates with detail given only in quarterly game updates, fewer than 10 photographs during the game) so that the accredited organization's game coverage cannot be used as a substitute for, or otherwise approximate, authorized play-by-play accounts.

The Packers have their own social-media and online-content policies for practice reporting, which will be communicated by the communications staff for both training camp and the regular season. Members of the media are encouraged to contact the communications staff with any questions.

## PHOTO CREDENTIALS

Photo credentials will not be issued to freelance photographers unless on a specific assignment from an accredited organization. Credentials are not provided to "grips" due to on-field space limitations.

## CONFERENCE CALLS

The Packers' communications department will arrange a conference call with the head coach of the opposing team each week during the regular season. These conference calls will be made from the media workroom, and generally will be held on Wednesday.

## TELEPHONES/INTERNET

Lambeau Field features complimentary wireless internet in the main press box. Please contact the communications department if you require assistance.

In the Lee Remmel Press Box at Lambeau Field, phones are available to media throughout the box. If dedicated service is desired, please contact Craig Perlberg of Dataline Services seven to 10 days prior to the game at 920-569-7090 or lambeaumedia@datalineservicesinc.com.

Dedicated internet service also may be ordered through Dataline Services – on a game-by-game or full-season basis – for installation in either the Lee Remmel Press Box or in the downstairs photo/media workrooms.

## POOL REPORTER

As assigned by the Professional Football Writers of America (PFWA), the Green Bay pool reporter for the 2018 season is Rob Demovsky of ESPN.com. Pete Dougherty of the *Green Bay Press-Gazette* is the alternate.



## 2018 MEDIA WALKING DIRECTIONS, LAMBEAU FIELD

### FROM PRESS BOX TO LOCKER ROOMS

**PACKERS LOCKER ROOM:** Take the press box elevator to Level M. Go right onto the mezzanine, which you will follow around to the south end of the stadium until reaching Stair O. Take the stairs down to the bottom (field level, marked LL). Go through several doors, then cross the field tunnel to reach the Media Auditorium (post-game press conference area), which is on your immediate right. To reach the locker room, continue to and through the double doors marked Authorized Personnel Only. The locker-room entrance is the second door on your right.

**VISITING TEAM LOCKER ROOM:** Take the press box elevator to Level M. Go right onto the mezzanine, which you will follow around to the south end of the stadium until reaching Stair O. Take the stairs down to Floor 1 and go through the door at the left. Curve right, make a quick left, then go straight 15 yards and through a set of two doors. The entrance to the Visiting Team Interview Room (1C16) will be on your left, about 50 yards down. To reach the Visiting Team Locker Room, continue on the same path down the corridor.

### FROM PRESS BOX TO STADIUM EXIT

- Take the press box elevator to Level 1. Exit to the left out of the lobby to the parking lot.

### PRESS GATE & WILL CALL INFORMATION

- Media credentialed for the press box should enter the stadium on the west (Ridge Road) side at the Associated Bank Gate. Upon entering the stadium, take the elevator at the immediate right to the Lee Remmel Press Box (Level 7).
- Field photographers and other media credentialed for field access should enter the stadium on the south end at the Media-Workroom entrance. That entrance is west of the Shopko Gate off Valley View Road next to the ticket window.
- Media Will Call is located on the south end of the stadium, adjacent to the Shopko Gate, off Valley View Road.
- Ticket Will Call is on the northeast corner of the stadium, near the Packers Pro Shop, which faces Lombardi Avenue.

### LATE PRESS BOX EXIT

- Take the press box elevator to Level 1. Exit to the left out of the lobby to the parking lot. Once outside, turn left again, walking toward the media parking lot, on the south side of the stadium property.

### LATE PARKING LOT EXIT

- To reach Lombardi Avenue from the media parking lot, use the nearest lot exit, turning right onto Ridge Road toward Lombardi.

COMMUNICATIONS DEPARTMENT



**JASON WAHLERS**  
*Vice President of Communications*  
 920-569-7210  
 wahlersj@packers.com  
 Iowa State ('99); Ohio University ('01)  
**Hometown:** West Des Moines, Iowa  
**Career:** Wisconsin Timber Rattlers, 1999-2000; Denver Broncos, 2001-02; Amsterdam Admirals (NFL), 2002; Tampa Bay Buccaneers, 2002-11; Green Bay Packers, 2011-present



**SARAH QUICK**  
*Assistant Director of Communications*  
 920-569-7213  
 quicks@packers.com  
 Marquette University ('98)  
**Hometown:** Middletown, Ohio  
**Career:** Milwaukee Wave (MISL), 1998-2002; Green Bay Packers, 2002-present



**TOM FANNING**  
*Communications Manager*  
 920-569-7222  
 fanningt@packers.com  
 University of Minnesota ('98)  
**Hometown:** Appleton, Wis.  
**Career:** St. Paul Slam (IBA), 1997-98; *Appleton Post-Crescent*, 1999; Minnesota Vikings, 1999-2008; Green Bay Packers, 2008-present



**NATE LOCASCIO**  
*Communications Coordinator*  
 920-569-7216  
 locascion@packers.com  
 University of Wisconsin - River Falls ('05)  
**Hometown:** Green Bay, Wis.  
**Career:** Jacksonville Jaguars, 2005; Amsterdam Admirals (NFL), spring 2006; Jacksonville Jaguars, 2006; Arizona Cardinals, 2007-11; Pittsburgh Steelers, 2011-14; Green Bay Packers, 2014-present



**JACK CARNEY**  
*Communications Intern*  
 920-569-7217  
 carneyj@packers.com  
 Purdue University ('12); Indiana University-Purdue University Indianapolis ('16)  
**Hometown:** Noblesville, Ind.  
**Career:** Indianapolis Colts, 2016-18; Green Bay Packers, 2018-present

PUBLIC AFFAIRS DEPARTMENT



**AARON POPKEY**  
*Director of Public Affairs*  
 920-569-7211  
 popkeya@packers.com  
 University of Wisconsin ('94)  
**Hometown:** De Pere, Wis.  
**Career:** Green Bay Packers, 1993-present



**KATIE HERMSEN**  
*Public Affairs Coordinator*  
 920-569-7218  
 hermsenk@packers.com  
 University of Wisconsin ('14)  
**Hometown:** Appleton, Wis.  
**Career:** Isthmus Publishing, 2012; Curb Magazine, 2013; UW-Madison Campus and Visitor Relations, 2013-14; Green Bay Packers, 2014-present

LEE REMMEL PRESS BOX

The Packers in 2003 permanently named the new Lambeau Field press box after team historian and longtime public relations director Lee Remmel. Remmel's 62-year association with the team began as a sportswriter in 1945 before he moved into the team's front office in 1974.

