



PANTHERS.COM / @PANTHERS / @PANTHERSPR

## 2015 SEASON IN REVIEW

### PANTHERS MAKE SECOND SUPER BOWL APPEARANCE IN TEAM HISTORY

#### 2015 PANTHERS SEASON HIGHLIGHTS

- Carolina made the second Super Bowl in team history. Carolina previously played in Super Bowl XXXVIII following the 2003 season.
- Head coach Ron Rivera was named the AP NFL Coach of the Year. Rivera has been named Coach of the Year twice in the past three seasons (2013, 2015).
- Quarterback Cam Newton was named the AP NFL Most Valuable Player, the first Panther to win the award. Newton was also named AP Offensive Player of the Year.
- Carolina finished the regular season with a franchise-record 15 wins to earn the No. 1 seed in the NFC playoffs.
- The Panthers won the NFC South for the third consecutive season.
- Including the playoffs, Carolina won all 10 games played at Bank of America Stadium. Carolina holds the longest active home winning streak in the NFL at 13 games.
- An NFL-best and franchise record 10 Panthers were named to the Pro Bowl and a team-record eight Panthers earned AP All-Pro honors.
- The Panthers went 4-1 in the regular season in December/January, improving Ron Rivera's December/January record to 19-5, tied for the best in the NFL since 2011.
- Prior to Carolina's Week 16 loss at Atlanta (12/27/15), Carolina won 18 consecutive regular season games, the longest streak in NFC history.
- Carolina has rushed for 100 or more yards in 27 consecutive regular season games, the longest active streak in the NFL.
- Carolina set team records and led the NFL with 500 points scored and 59 total touchdowns. The Panthers also produced a team-record 357 first downs.
- Carolina joins Seattle as the only two teams to field a top 10 defense in each of the last four seasons.
- Carolina led the NFL in interceptions (24), total takeaways (39), points off turnovers (148) and turnover differential (+20).
- Quarterback Cam Newton led the NFL with 45 total touchdowns and produced a career-high 99.4 passer rating.
- Running back Jonathan Stewart ranked eighth in the NFL with 989 rushing yards, earning a Pro Bowl selection.
- Wide receiver Ted Ginn, Jr. (10) is the first Panthers wide receiver with 10+ touchdowns since Steve Smith had 12 in 2005.
- Tight end Greg Olsen tallied a career-high 1,104 receiving. He is just the seventh tight end in NFL history with consecutive 1,000-yard seasons.
- Kawann Short's 11 sacks are the most by a defensive tackle in Panthers history.
- Linebacker Thomas Davis became the Panthers all-time leading tackler with 954 career stops.
- Kicker Graham Gano set the Panthers franchise record with 146 points, second-most in the NFL in 2015.

#### STATISTICAL SNAPSHOT

Below are the final 2015 regular season averages and rankings for Carolina in key statistical categories:

	Avg.	NFL Rank	NFC Rank
<b>OFFENSE</b>			
Total Yards Per Game	366.9	11th	7th
Rushing Yards Per Game	142.6	2nd	1st
Rushing Yards Per Attempt	4.3	10th	6th
Passing Net Yards Per Game	224.3	24th	11th
Sacks Per Pass Play	6.2%	21st	11th
Sacks Allowed	33	11th(t)	8th(t)
Third Down Efficiency	42.4%	7th	7th
Points Per Game	31.3	1st	1st
<b>DEFENSE</b>			
Total Yards Per Game	322.9	6th	3rd
Rushing Yards Per Game	88.4	4th	2nd
Rushing Yards Per Attempt	3.9	7th	3rd
Passing Net Yards Per Game	234.5	11th	6th
Sacks Per Pass Play	6.3%	14th	7th
Sacks	44	6th	1st
Third Down Efficiency	37.9%	13th	7th
Points Per Game	19.3	6th	3rd

#### FINAL NFC SOUTH STANDINGS

The Panthers finished the regular season with a 15-1 record, the best record in the NFL and the most wins in franchise history, en route to winning the team's third consecutive NFC South title.

Carolina became the fourth team in the Super Bowl era to start a season 14-0, joining the 1972 Miami Dolphins, 2007 New England Patriots and 2009 Indianapolis Colts.

The Panthers finished with an 8-0 home record and a 7-1 record on the road. The Panthers finished the season with a 5-1 division record, splitting the series with Atlanta.

#### FINAL 2015 NFC SOUTH STANDINGS

	W	L	T	PCT.	PF	PA
<b>Carolina</b>	<b>15</b>	<b>1</b>	<b>0</b>	<b>.938</b>	<b>500</b>	<b>308</b>
Atlanta	8	8	0	.500	339	345
New Orleans	7	9	0	.438	408	476
Tampa Bay	6	10	0	.375	342	417

## PANTHERS FREE AGENTS

### Unrestricted (13)

Pos	Player	'15 GP/GS
QB	Joe Webb	16/0
FB	Mike Tolbert	16/3
WR	Jerricho Cotchery	14/3
C	Fernando Velasco	10/1
G	Chris Scott	13/0
G	Amini Silatolu	9/3 (IR)
T	Tyronne Green	0/0 (IR)
DT	Kyle Love	15/2
CB	Josh Norman	16/16
CB	Charles Tillman	12/12 (IR)
CB	Cortland Finnegan	5/0
S	Roman Harper	16/16
P	Brad Nortman	16/0

### Restricted (3)

Pos	Player	'15 GP/GS
WR	Stephen Hill	0/0 (IR)
T	Mike Remmers	16/16
DE	Frank Alexander	0/0 (IR/Suspended)

### Exclusive Rights (1)

Pos	Player	'15 GP/GS
LB	Ben Jacobs	16/0

## MEDIA INFORMATION / CONTACTS

**Panthers.com** – For the most up-to-date information on the Carolina Panthers, please visit the team's official web site at [www.panthers.com](http://www.panthers.com). Updated daily, the web site has the most extensive information on upcoming games and the most comprehensive news on the Panthers.

### Panthers Communications Department

Steven Drummond, Communications Director (704) 358-7448  
[steven.drummond@panthers.nfl.com](mailto:steven.drummond@panthers.nfl.com)

Ryan Anderson, Communications Manager (704) 358-7473  
[ryan.anderson@panthers.nfl.com](mailto:ryan.anderson@panthers.nfl.com)

Chelsea Parker, Communications Coordinator (704) 358-7093  
[chelsea.parker@panthers.nfl.com](mailto:chelsea.parker@panthers.nfl.com)

**Media Website** – The Panthers media website can be accessed at <http://media.panthers.com> or by going to Panthers.com and clicking on "Media Only" in the News section. It is password protected and will be available to the media and others to whom are provided the username and password.

URL – <http://media.panthers.com>

Username – panthersmedia (all lowercase)

Password – carolina (all lowercase)

**Twitter** – Follow the Panthers communications department on Twitter at @PanthersPR.

## 2015 PANTHERS SCHEDULE

### PRESEASON (3-1)

Friday	Aug. 14	@ Buffalo	W, 25-24
Saturday	Aug. 22	MIAMI	W, 31-30
Friday	Aug. 28	NEW ENGLAND	L, 17-16
Thursday	Sept. 3	@ Pittsburgh	W, 23-6

### REGULAR SEASON (15-1)

Sunday	Sept. 13	@ Jacksonville	W, 20-9
Sunday	Sept. 20	HOUSTON	W, 24-17
Sunday	Sept. 27	NEW ORLEANS	W, 27-22
Sunday	Oct. 4	@ Tampa Bay	W, 37-23
Sunday	Oct. 11	BYE	
Sunday	Oct. 18	@ Seattle	W, 27-23
Sunday	Oct. 25	PHILADELPHIA	W, 27-16
Monday	Nov. 2	INDIANAPOLIS	W, 29-26 (OT)
Sunday	Nov. 8	GREEN BAY	W, 37-29
Sunday	Nov. 15	@ Tennessee	W, 27-10
Sunday	Nov. 22	WASHINGTON	W, 44-16
Thursday	Nov. 26	@ Dallas	W, 33-14
Sunday	Dec. 6	@ New Orleans	W, 41-38
Sunday	Dec. 13	ATLANTA	W, 38-0
Sunday	Dec. 20	@ New York Giants	W, 38-25
Sunday	Dec. 27	@ Atlanta	L, 20-13
Sunday	Jan. 3	TAMPA BAY	W, 38-10

### POSTSEASON (2-1)

Sunday	Jan. 17	SEATTLE	W, 31-24
Sunday	Jan. 24	ARIZONA	W, 49-15
Sunday	Feb. 7	Super Bowl 50: Denver	L, 24-10

CAPS = HOME GAMES

## 2016 DRAFT ORDER

The NFL Draft will kick off in primetime for the seventh consecutive year. The first round will start on Thursday, April 28 with the second and third rounds on Friday, April 29 followed by rounds four through seven on Saturday, April 30. The 2016 Draft will be held in Chicago.

### 2015 FIRST ROUND DRAFT ORDER

#	Team	W	L	T	Win Pct.	Strength of Schedule
1.	Tennessee	3	13	0	.188	.492
2.	Cleveland	3	13	0	.188	.531
3.	San Diego	4	12	0	.250	.527
4.	Dallas	4	12	0	.250	.531
5.	Jacksonville	5	11	0	.313	.473
6.	Baltimore	5	11	0	.313	.508
7.	San Francisco	5	11	0	.313	.539
8.	Miami	6	10	0	.375	.469
9.	Tampa Bay	6	10	0	.375	.484
10.	New York Giants	6	10	0	.375	.500
11.	Chicago	6	10	0	.375	.547
12.	New Orleans	7	9	0	.438	.504
13.	Philadelphia	7	9	0	.438	.508
14.	Oakland	7	9	0	.438	.512
15.	Los Angeles	7	9	0	.438	.527
16.	Detroit	7	9	0	.438	.535
17.	Atlanta	8	8	0	.500	.480
18.	Indianapolis	8	8	0	.500	.500
19.	Buffalo	8	8	0	.500	.508
20.	New York Jets	10	6	0	.625	.441
21.	Washington	9	7	0	.563	.465
22.	Houston	9	7	0	.563	.496
23.	Minnesota	11	5	0	.688	.504
24.	Cincinnati	12	4	0	.750	.477
25.	Pittsburgh	10	6	0	.625	.504
26.	Seattle	10	6	0	.625	.520
27.	Green Bay	10	6	0	.625	.531
28.	Kansas City	11	5	0	.688	.496
29.	New England *	12	4	0	.750	.473
30.	Arizona	13	3	0	.813	.477
<b>31.</b>	<b>Carolina</b>	<b>15</b>	<b>1</b>	<b>0</b>	<b>.938</b>	<b>.441</b>
32.	Denver	12	4	0	.750	.500

\* Selection forfeited

## PAST 10 No. 30 OVERALL SELECTIONS

**2015 Green Bay CB Damarious Randall Arizona State**  
 Played in 15 games with nine starts in his rookie campaign, leading the Packers with four interceptions, including one returned for a touchdown. Added 16 passes defensed. Named NFL Defensive Rookie of the Month for November.

**2014 San Francisco DB Jimmie Ward Northern Illinois**  
 Has played in 25 games with eight starts, all in 2015. Scored the 49ers only defensive touchdown in 2015, returning an interception 29 yards for a score. Added 65 tackles, a sack and six passes defensed.

**2013 St. Louis LB Alec Ogletree Georgia**  
 A 2013 PFWA All-Rookie team selection, Ogletree led the Rams in tackles in each of his first two seasons, starting all 32 games played, before a broken leg limited him to four games in 2015.

**2012 San Francisco WR A.J. Jenkins Illinois**  
 Played in 28 games with three starts in three seasons with San Francisco (2012) and Kansas City (2013-14). Notched 17 catches for 223 yards. Did not play in 2015.

**2011 New York Jets DT Muhammad Wilkerson Temple**  
 A two-time second-team AP All-Pro, Wilkerson has started 75 of 77 games in his five-year career, totaling 36.5 sacks. He earned Pro Bowl honors in 2015 after a career-high 12.0 sacks.

**2010 Detroit RB Jahvid Best California**  
 Started 15 of 22 career games before issues with concussions ended his career. Rushed 255 times for 945 yards and six touchdowns and added 85 receptions for 774 yards and three touchdowns.

**2009 Tennessee WR Kenny Britt Rutgers**  
 Has played in 89 games with 56 starts in his seven-year career between Tennessee (2009-13) and St. Louis (2014-15). Produced a career-high 775 yards and nine touchdowns in 2010. Has career totals of 241 catches for 3,879 yards and 25 touchdowns.

**2006 New York Jets TE Dustin Keller Purdue**  
 Played in 72 career games with 48 starts in six-year career with the New York Jets (2008-12) and Miami Dolphins (2013). Best season of his career game in 2011 when he totaled career highs with 65 receptions for 815 yards and five touchdowns. Did not play after suffering a knee injury in the 2013 preseason.

**2007 San Diego WR Craig Davis LSU**  
 Played in 25 games with two starts in four seasons with San Diego (2007-10). Finished career with 51 receptions for 558 yards and two touchdowns. Injuries limited Played in 13 games as a rookie in 2007, but injuries limited him to four, one and seven games played in subsequent seasons.

**2006 Indianapolis RB Joseph Addai LSU**  
 Began his career with back-to-back 1,000 yard seasons, totaling 1,081 in 2006 and 1,072 in 2007. Earned Pro Bowl honors in 2007 when his 12 rushing touchdowns ranked second in the NFL. Also recorded double-digit rushing touchdowns in 2009 with 10. Added nine receiving touchdowns in his career.

## 2016 NFL IMPORTANT DATES

February 23-29	-- NFL Scouting Combine, Lucas Oil Stadium, Indianapolis, Indiana.
March 1	-- Prior to 4 p.m., ET, deadline for clubs to designate Franchise or Transition Players.
March 7-9	-- Clubs are permitted to contact, and enter into contract negotiations with the certified agents of players who will become Unrestricted Free Agents upon the expiration of their 2015 contracts at 4 p.m., ET, on March 9. However, a contract cannot be executed with a new club until 4 p.m., ET, on March 9.
March 9	-- Prior to 4 p.m., ET, clubs must exercise options for 2016 on all players who have option clauses in their 2015 contracts. -- Prior to 4 p.m., ET, clubs must submit qualifying offers to their Restricted Free Agents with expiring contracts and to whom they desire to retain a Right of First Refusal/Compensation. -- Prior to 4 p.m., ET, clubs must submit a Minimum Salary Tender to retain exclusive negotiating rights to their players with expiring 2014 contracts and who have fewer than three accrued seasons of free agency credit. -- Top-51 Begins. All clubs must be under the 2016 salary cap prior to 4 p.m., ET. -- All 2015 player contracts expire at 4:00 p.m., ET. -- The 2016 league year and free agency period begin at 4 p.m., ET. The first day of the 2016 league year will end at 11:59:59 p.m., ET time, on March 9. Clubs will receive a personnel notice that will include all transactions submitted to the league office during the period between 4 p.m., ET, and 11:59:59 p.m., ET, on March 9. -- Trading period for 2016 begins at 4 p.m., ET, after expiration of all 2015 contracts.
March 20-23	-- Annual Meeting, Boca Raton, Fla.
April 18	-- Clubs with returning head coaches may begin off season workout programs.
April 22	-- Deadline for Restricted Free Agents to sign offer sheets.
April 28-30	-- 2016 NFL Draft, Chicago, Ill.
May 6-9	-- First weekend after the NFL Draft: clubs may elect to hold their one three-day post-draft rookie minicamp from Friday through Sunday or Saturday through Monday.
May 13-16	-- Second weekend after the NFL Draft: clubs may elect to hold their one three-day post-draft rookie minicamp from Friday through Sunday or Saturday through Monday.
May 23-25	-- NFL Spring League Meeting, Charlotte, N.C.
June 1	-- Deadline for prior club to send "June 1 Tender" to its unsigned Restricted Free Agents who received a qualifying offer for a Right of First Refusal Only in order for such player to be subject to the CBA's "June 15 Tender" provision.
June 2	-- For any player removed from the club's roster or whose contract is assigned via waivers or trade on or after June 2, any unamortized signing bonus amounts for future years will be included fully in Team Salary at the start of the 2017 League Year.
June 15	-- Deadline for club to withdraw qualifying offer to Restricted Free Agents and still retain exclusive negotiating rights by substituting "June 15 Tender" of one-year contract at 110 percent of the player's prior-year Paragraph 5 Salary (with all other terms of his prior-year contract carried forward unchanged).
June 29-25	-- Rookie Symposium, Aurora, Ohio.
July 15	-- At 4 p.m., ET, deadline for any club that designated a Franchise Player to sign such player to a multi-year contract or extension. After this date, the player may sign only a one-year contract with his prior club for the 2016 season, and such contract cannot be extended until after the club's last regular season game.

## 2015 OPPONENTS DETERMINED

Carolina's opponents for the 2016 season has been determined. In addition to home and away games against NFC South foes Atlanta, New Orleans and Tampa Bay, Carolina will play all four teams from both the NFC West and the AFC West. The Panthers' remaining two intra-conference opponents are based on the 2015 standings. Carolina will host Minnesota and play at Washington after all three teams finished first in their respective divisions.

### 2015 OPPONENTS

HOME	AWAY
Atlanta Falcons (8-8)	Atlanta Falcons (8-8)
New Orleans Saints (7-9)	New Orleans Saints (7-9)
Tampa Bay Buccaneers (6-10)	Tampa Bay Buccaneers (6-10)
Arizona Cardinals (13-3)	Seattle Seahawks (10-6)
San Francisco 49ers (5-11)	Los Angeles Rams (7-9)
Kansas City Chiefs (11-5)	Denver Broncos (12-4)
San Diego Chargers (4-12)	Oakland Raiders (7-9)
Minnesota Vikings (11-5)	Washington Redskins (9-7)


A few notes on Carolina's 2016 opponents:

- The Panthers will face six teams that qualified for the playoffs and will play 12 of their 16 games against teams that went 7-9 or better.
- The combined record of the opponents for Carolina's 16 games is 113-143, a .441 winning percentage that matches the New York Jets for the lowest in the NFL. Carolina's schedule would be more difficult than anyone else in the NFC South if not for the fact that the Panthers' 15-1 record means they contribute 30 victories versus two losses to the strength of schedule for Atlanta, New Orleans and Tampa Bay.
- The Panthers are 17-11 versus the NFC West since division realignment in 2002, highlighted by a 7-3 mark against the Cardinals.
- The Panthers are set to face the Seahawks in the regular season for the fifth consecutive year after facing them just three times in the franchise's first 15 seasons. Including two playoff meetings.
- The Panthers are 7-5 against the AFC West since division realignment in 2002.
- In a rematch of Super Bowl 50, Carolina will visit Denver for the first time since 2004.
- Carolina will host San Diego for the first time since 2004.
- The Panthers are slated to fly across the country for games in Seattle, Los Angeles, Oakland and Denver.

## 2015 REGULAR SEASON TEAM LEADERS

Scoring:	Graham Gano	146 (30 FG, 56 PAT)
Total Touchdowns:	Ted Ginn Jr., Cam Newton	10
Pass Attempts:	Cam Newton	495
Pass Completions:	Cam Newton	296
Completion Percentage (min. 50 att):	Cam Newton	59.8%
Passing Yards:	Cam Newton	3,837
Passing Touchdowns:	Cam Newton	35
Passer Rating (min. 50 att):	Cam Newton	99.4
Rushing Yards:	Jonathan Stewart	989
Rushing Attempts:	Jonathan Stewart	242
Rushing Touchdowns:	Cam Newton	10
Yards Per Rush (min. 32 att):	Cam Newton	4.8
Receptions:	Greg Olsen	77
Receiving Yards:	Greg Olsen	1,104
Receiving Touchdowns:	Ted Ginn, Jr.	10
Yards Per Reception (min. 16 rec)	Ted Ginn, Jr.	16.8
Total Yards From Scrimmage:	Greg Olsen	1,104 (1,104 receiving)
Tackles:	Luke Kuechly	137
Sacks:	Kawann Short	11.0
Interceptions:	Kurt Coleman	7
Punt Returns:	Ted Ginn, Jr.	27
Punt Return Average (min. 10 ret):	Ted Ginn, Jr.	10.3
Kickoff Returns:	Fozzy Whittaker	9
Kickoff Return Average (min. 8 ret):	Fozzy Whittaker	23.2
Gross Punting Average:	Brad Nortman	45.4

## NEWTON NAMED NFL MVP



Cam Newton

Quarterback Cam Newton was named the NFL's Most Valuable Player.

"It means so much, but not just for myself. To be the first person in Panthers history to win it – that's what I'm most proud about," Newton said. "I've received a lot of awards, but to be able to get this organization here (to the Super Bowl), I'm really proud. We didn't get in this position by happenstance. It took years of hard work and dedication, and now we are reaping the benefits."

Newton, who also won Offensive Player of the Year, finished the 2015 regular season with a league-leading 45 total touchdowns, becoming the first player in league history to compile at least 30 passing touchdowns and 10 rushing touchdowns in a single season.

In addition to his career-high 35 touchdown passes, Newton posted 3,837 passing yards, 636 rushing yards and a 99.4 passer rating.

With Newton directing the unit, Carolina produced the top scoring offense in the NFL for the first time in franchise history with 31.3 points per game. He tossed five touchdown passes in three games this season – something he never accomplished in his first four years.

Newton orchestrated four game-winning drives in 2015, tied for the most in the NFL, and posted a 106.3 passer rating in the fourth quarter. He executed at an extremely high level in the red zone, tossing 24 touchdowns with zero interceptions.

Newton is the only quarterback in NFL history with 100-plus touchdown passes (117) and 25-plus rushing touchdowns (43) in his first five seasons.

He's also the only player in NFL history to record five seasons with at least 3,000 passing yards and 500 rushing yards.

"I'm so happy for Cam," said head coach Ron Rivera, who was named Coach of the Year. "This validates him, and deservedly so. He's done the things that we've asked of him, and he's developed into a player that a lot of us believed he could be. But for him, there's still more to come."

## RIVERA NAMED NFL COACH OF THE YEAR

Ron Rivera has been named NFL Coach of the Year after guiding the Panthers to an appearance in Super Bowl 50.

Under Rivera, who also won Coach of the Year following the 2013 season, the Panthers became just the seventh team in the Super Bowl era to go 15-1 or better in the regular season.

"It's a tremendous award for the organization. It validates everything that we've done," Rivera said. "And again, our success always starts at the top. I really do appreciate our owner, Mr. (Jerry) Richardson, for believing in me and giving me my opportunity. Dave Gettleman and Marty Hurney – the two general managers I've worked with – I thank them for what they've done. Our coaching staff has been tremendous; our players have been outstanding.

"But I want to dedicate this to my brother Mickey, who recently passed of pancreatic cancer."

Prior to Rivera's arrival in 2011, the Panthers had never gone to the playoffs in consecutive years and no team had ever won the NFC South division twice in a row. Carolina earned its third consecutive NFC South title in 2015 and claimed the top seed in the conference for the first time in franchise history.

The Panthers started 14-0 this season, which, combined with four victories to close the 2014 regular season, gave Carolina an NFC-record 18-game winning streak.

Rivera's commitment to running the ball and playing stout defense has led to success. The Panthers have produced 27 consecutive regular season games with at least 100 rushing yards, the longest active streak in the NFL. Carolina's defense has finished in the top 10 for four straight years.



Head coach Ron Rivera holds the George S. Halas NFC Championship trophy after Carolina defeated Arizona, 49-15, in the NFC Championship game (1/24/16).



*NFL-leading and franchise-record  
10 Carolina Panthers named  
to the Pro Bowl*

*Thomas Davis, LB  
1st Selection*

*Trai Turner, G  
1st Selection*

*Jonathan Stewart, RB  
1st Selection*

*Kawann Short, DT  
1st Selection*

*Josh Norman, CB  
1st Selection*

*Greg Olsen, TE  
2nd Selection*

*Mike Tolbert, FB  
2nd Selection*

*Luke Kuechly, LB  
3rd Selection*

*Cam Newton, QB  
3rd Selection*

*Ryan Kalil, C  
5th Selection*



**PROBOWL 2016**



## TEAM-RECORD 8 PANTHERS NAMED AP ALL-PRO

A record eight Panthers were named 2015 Associated Press All-Pros.

Linebacker Luke Kuechly and center Ryan Kalil were honored for the third time. Kuechly has been on the first team for three consecutive years. Kalil was on the first team in 2013 and second team in 2011.

It's the second first-team All-Pro honor for fullback Mike Tolbert, who earned the honor in 2013.

Quarterback Cam Newton, cornerback Josh Norman and linebacker Thomas Davis were selected to the first team. Defensive tackle Kawann Short and tight end Greg Olsen were named to the second team. It's the first time those five players have received All-Pro honors.

### **QB CAM NEWTON (first team)**

Completed 296-of-495 passes (59.8 percent) for 3,837 yards with 35 touchdowns and 10 interceptions. Rushed 132 times for 636 yards and 10 touchdowns.

### **LB LUKE KUECHLY (first team)**

Paced the Panthers with 137 tackles despite missing three-and-a-half games and added four interceptions, two forced fumbles, a fumble recovery and a sack.

### **LB THOMAS DAVIS (first team)**

Compiled 123 tackles, 5.5 sacks, four interceptions, four forced fumbles and two fumble recoveries. He was the only player in the NFL with 5+ sacks and 4+ interceptions.

### **CB JOSH NORMAN (first team)**

Recorded four interceptions – two of which were returned for touchdowns – along with 55 tackles, three forced fumbles and two fumble recoveries.

### **FB MIKE TOLBERT (first team)**

Rushed 62 times for 256 yards and one touchdown and caught 18 passes for 154 yards and three touchdowns. Blocking efforts helped Jonathan Stewart and Cam Newton rush for a combined 1,625 yards and 16 touchdowns.

### **C RYAN KALIL (first team)**

Anchored an offensive line that helped Carolina rank second in the NFL with 2,282 yards and stand as the only team to rush for at least 100 yards in every game.

### **TE GREG OLSEN (second team)**

Recorded 77 catches for a career-high 1,104 yards and seven touchdowns. He is just the seventh tight end in NFL history with consecutive 1,000-yard seasons.

### **DT KAWANN SHORT (second team)**

Compiled 51 tackles, a Panthers defensive tackle record 11 sacks, forced three fumbles, recovered two and recorded 32 quarterback hur-

## 2015 PANTHERS AWARD WINNERS

### **Cam Newton (QB)**

AP NFL MVP; AP NFL Offensive Player of the Year; AP All-Pro First Team; Pro Bowl; PFWA NFL MVP; PFWA NFL Offensive Player of the Year; PFWA All-NFL; Sporting News NFL Offensive Player of the Year; Sporting News All-Pro; Sports Illustrated NFL MVP; NFC Offensive Player of the Week (Weeks 9, 11, 13, 15, 17); Maxwell Club – Player of the Year

### **Thomas Davis (LB)**

AP All-Pro First-Team; Pro Bowl; NFLPA Byron "Whizzer" White Award; The Bart Starr Award.

### **Graham Gano (K)**

NFC Special Teams Player of the Month (November)

### **Dave Gettleman (General Manager)**

Sports Illustrated NFL Executive of the Year

### **Ryan Kalil (C)**

AP All-Pro First-Team; Pro Bowl; PFWA All-NFL; Sporting News All-Pro

### **Luke Kuechly (LB)**

AP All-Pro First-Team; Pro Bowl; PFWA All-NFL; Sporting News All-Pro; NFC Defensive Player of the Week (Week 12)

### **Josh Norman (CB)**

AP All-Pro First-Team; Pro Bowl; PFWA All-NFL; PFWA NFL Co-Most Improved Player; Sporting News All-Pro; NFC Defensive Player of the Week (Week 4); NFC Defensive Player of the Month (September)

### **Greg Olsen (TE)**

AP All-Pro Second-Team; Pro Bowl

### **Ron Rivera (Head Coach)**

AP NFL Coach of the Year; PFWA NFL Coach of the Year; Sporting News NFL Coach of the Year; Sporting News NFL Coach of the Year.

### **Kawann Short (DT)**

AP All-Pro Second-Team; Pro Bowl; NFC Defensive Player of the Week (Week 6); NFC Defensive Player of the Month (October, December)

### **Jonathan Stewart (RB)**

Pro Bowl

### **Mike Tolbert (FB)**

AP All-Pro First-Team; Pro Bowl

### **Trai Turner (OG)**

Pro Bowl



## NEWTON EARNS ED BLOCK COURAGE AWARD

Quarterback Cam Newton is the Carolina Panthers 2015 Ed Block Courage Award winner. The award honors one player from each NFL team that shows courage on and off the field. Newton was selected for the award in a vote by his teammates.

In the 2015 regular season, Newton produced an NFL-leading 45 total touchdowns, including a career-high 35 passing. Newton is the first player in NFL history with at least 30 passing touchdowns (35) and 10 rushing touchdowns (10) in a single season. Newton finished the year with a career-high 99.4 passer rating, eighth-best in the NFL. He was named the league's Most Valuable Player.

Newton's career year came just one season after dealing with injuries that limited his availability on the field. Newton entered the 2014 season recovering from an offseason ankle surgery and then missed two games with an early-season rib injury and a late-season back injury suffered in a car accident. Newton managed to overcome those obstacles to pass for more than 3,100 yards and rush for more than 500 yards.

Since entering the NFL in 2011, Newton has produced 21,470 combined rushing and passing yards, the most ever in a player's first five seasons. His 160 total touchdowns are the second-most by a quarterback in his first five NFL seasons. He is the only player in NFL history to have five seasons with 3,000 or more passing yards and 500 or more rushing yards at any point in a career.

Off the field, Newton is committed to making a positive impact in youth education, physical fitness, and health throughout the Charlotte and Atlanta communities through the Cam Newton Foundation. Since 2012, the Cam Newton Foundation has donated over \$400,000 to public school systems, impacted over 4,500 student-athletes through positive programming, and has fed or provided help for more than 5,000 children and adults during the holiday seasons.


The Ed Block Courage Award is named in honor of Ed Block, the longtime head athletic trainer of the Baltimore Colts who was a pioneer in his profession and a respected humanitarian.

Recent winners of the Panthers' Ed Block Courage award include Greg Olsen (2014), Ryan Kalil (2013), Thomas Davis (2011) and Jordan Gross (2010).



Cam Newton was named the NFL's most valuable player one year after dealing with multiple injuries.

## NORMAN WINS GOOD GUY AWARD



Josh Norman


Panthers cornerback Josh Norman is the 2015 winner of the Tom Berry Good Guy Award, which annually honors the Panthers players who was most helpful to the media.

In the midst of a Pro Bowl season, Norman always found time to talk with the local and national media members who would crowd around his locker. Norman's accessibility, candor and willingness to share his emotions made for entertaining and informative interview sessions.

The award, presented by the Carolinas chapter of the Pro Football Writers of America, is named for a longtime columnist and Panthers beat writer for the High Point (N.C.) Enterprise who died at the start of the 2009 season.

Norman joins past winners Mike Tolbert, Greg Olsen, James Anderson, Captain Munnerylyn, Jordan Gross and Brad Hoover.

## DAVIS EARNS MORE AWARDS



Thomas Davis

In addition to being selected to his first career Pro Bowl and receiving Associated Press first-team All-Pro honors for the first time in his career, linebacker Thomas Davis took home two more prestigious awards: the 2016 Bart Starr Award and the NFLPA's Byron "Whizzer" White Award.

Davis was chosen by his NFL peers to receive The Bart Starr Award, given annually to a player who exemplifies character and leadership on and off the field. Davis joins the list of Bart Starr Award winners that includes Peyton Manning, Aaron Rodgers, Drew Brees, Brent Jones, Kurt Warner, Aeneas Williams, Jason Witten, London Fletcher and Trent Dilfer.

Three days before the Super Bowl, Davis was presented with a donation of \$100,000 to The Thomas Davis Defending Dreams Foundation (TTDDF) in honor of Davis being named the 2016 Byron "Whizzer" White Award honoree. Davis, the first Carolina Panther to win the award, was chosen for his dedication to serving his team, community, and country in the spirit of the former Supreme Court Justice for which the award is named. The award is the highest honor the NFLPA can bestow upon a player.

Each team's locker room was given the opportunity to nominate players during the regular season. The NFLPA reviewed the submissions, with each applicant awarded \$5,000 for his foundation or charity of his choice. The judges, Charlie Batch, Mike Kenn and Kevin Mawae, narrowed the applicants down to five finalists: Davis, Rashad Jennings (New York Giants), Stephen Tulloch (Detroit), Delanie Walker (Tennessee) and Benjamin Watson (New Orleans).

## 2015 ROOKIE REVIEW

Eight rookies finished the 2015 season on the Panthers' active roster. Here is a look at their seasons.

**RB Cameron Artis-Payne (Fifth Round, 174th overall; Auburn)** – Played in seven regular season games for Carolina, rushing 45 times for 241 yards and one touchdown, and adding five receptions for 58 yards. Also saw action in the NFC Divisional Playoff against Seattle. Artis-Payne's most extensive action came in the final three weeks of the regular season when Jonathan Stewart was out with a foot injury. In Week 15 at the New York Giants (12/20/15), Artis-Payne rushed 14 times for 59 yards and added two receptions for 34 yards. His first career rushing touchdown came in Week 17 vs. Tampa Bay (1/3/16) as he totaled 44 yards on 14 rushes, and added two receptions.

**DE Ryan Delaire (Undrafted; Towson)** – Played in nine games for Carolina after being signed from Washington's practice squad just days before the Panthers' Week Four game at Tampa Bay (10/4/15). Delaire made his NFL debut in that game, notching the first two sacks of his career. Delaire is just the fourth player, and first rookie, in team history to record two or more sacks in his debut with the team. In addition to the two sacks, Delaire contributed six tackles and one quarterback pressure. He finished the season with nine tackles, 2.5 sacks and 11 quarterback hurries.

**WR Devin Funchess (Second Round, 41st overall; Michigan)** – Played in all 16 regular season games with five starts, recording 31 catches for 473 yards and five touchdowns. The five touchdowns are tied with Keary Colbert (2004) for the second-most by a rookie in team history. Kelvin Benjamin set the rookie record of nine in 2014. Funchess started all three postseason games for Carolina, totaling five catches for 73 yards and a touchdown. In Week Seventeen vs. Tampa Bay (1/3/16), Funchess recorded career highs with seven interceptions and 120 yards, the second-most by a rookie in Panthers history behind the 125 by David Gettis vs. San Francisco (10/24/10).

**LB David Mayo (Fifth Round, 169th overall; Texas State)** – Played in 12 games, as a special teams contributor. Finished tied for third on the team with 11 special teams tackles. Played in all three postseason contests.

**S Dean Marlowe (Undrafted; James Madison)** – Played in four games during the regular season, the majority on special teams.

**LB Shaq Thompson (First Round, 25th overall; Washington)** – Started 10 of 14 regular season games played, seeing action at strongside linebacker, in the team's nickel package and on special teams. Led all Panthers rookies with 61 tackles, tied for fifth on the team. Also started all three postseason contests. Contributed to a Panthers defense that ranked sixth in yards allowed and points allowed.

**RB Brandon Wegher (Undrafted; Morningside College)** – Played in one game in his rookie campaign.

**OT Daryl Williams (Fourth Round, 102nd overall; Oklahoma)** – Knee injury limited him to 10 games played in his rookie campaign. Contributed on special teams and offense, starting two games in the regular season when the Panthers opened in a jumbo package.




Cameron Artis-Payne  
Running Back



Ryan Delaire  
Defensive End



Devin Funchess  
Wide Receiver



David Mayo  
Linebacker




Dean Marlowe  
Safety



Shaq Thompson  
Linebacker



Brandon Wegher  
Running Back



Daryl Williams  
Offensive Tackle

## RIVERA AT HIS BEST LATE IN THE SEASON

Since Ron Rivera's arrival to Carolina in 2011, the team has had success as the regular season has concluded.

Rivera's regular season record in December/January is 19-5, tied for the best mark since 2011.

### HEAD COACHES / BEST RECORDS IN DECEMBER/JANUARY SINCE 2011

	W	L	T	PCT.
<b>Ron Rivera</b>	<b>19</b>	<b>5</b>	<b>0</b>	<b>.792</b>
Pete Carroll	19	5	0	.792
Bill Belichick	18	6	0	.750
Mike McCarthy	17	6	0	.739
Mike Tomlin	17	6	0	.739



Ron Rivera's 19-5 record in December/January is tied for the best in the NFL since 2011.

## WINNING WAYS

Carolina began the 2013 season 1-3, but has been among the League's best since then. Since Week Six of 2013, Carolina has an NFL-leading .761 regular season winning percentage (33-10-1).

### BEST RECORDS IN THE NFL SINCE WEEK SIX OF 2013

	W	L	T	PCT.
<b>Carolina</b>	<b>33</b>	<b>10</b>	<b>1</b>	<b>.761</b>
New England	32	11	0	.744
Denver	32	11	0	.744
Seattle	31	12	0	.721
Arizona	31	12	0	.721
Cincinnati	30	12	1	.709
Pittsburgh	29	15	0	.659
Green Bay	28	15	1	.648
Kansas City	26	17	0	.605
Indianapolis	26	17	0	.605

## PANTHERS SET FRANCHISE RECORD FOR WINS

With a win in Week Seventeen vs. Tampa Bay (1/3/16), Carolina finished the regular season with a franchise record 15 wins, surpassing the previous record of 12, achieved three times (2013, 2008, 1996).

### MOST WINS, REGULAR SEASON, PANTHERS HISTORY

Wins	Season
<b>15</b>	<b>2015</b>
12	2013, 2008, 1996
11	2005, 2003

Carolina's 15-win season marks just the seventh time in NFL history a team has finished with 15 regular season wins. In the process, Carolina became the fourth team in the Super Bowl era to start a season 14-0, joining the 1972 Miami Dolphins, 2007 New England Patriots and 2009 Indianapolis Colts.

The Panthers suffered their only loss of the regular season in Week Sixteen at Atlanta (12/27/15). The loss ended a streak of 18 consecutive regular season wins. The 18-game win streak is the longest in NFC history, surpassing the 15-game streak by the San Francisco 49ers from 1989-90 and the Green Bay Packers from 2010-11.

The Panthers went 392 days between regular season losses. Prior to the loss at Atlanta, the Panthers last lost at Minnesota (11/30/14).

## HOME FIELD ADVANTAGE

The 49-15 victory in the NFC Championship vs. Arizona was Carolina's 13th consecutive win at Bank of America Stadium (including the playoffs). The 13-game home winning streak is the longest active streak in the NFL.

### CONSECUTIVE HOME WINS / ACTIVE STREAK

Wins	Team	Venue
<b>13</b>	<b>Carolina</b>	<b>Bank of America Stadium</b>
6	Kansas City	Arrowhead Stadium
4	Pittsburgh	Heinz Field
4	Buffalo	Ralph Wilson Stadium



Quarterback Cam Newton celebrates with fans after the Panthers Week Seventeen game vs. Tampa Bay (1/3/16).

## PANTHERS FOR 100

Two players, long snapper J.J. Jansen and running back Jonathan Stewart, played their 100th games as Panthers in 2015.

Jansen joined the Panthers in 2009 following a trade from the Green Bay Packers. He has served as the team's long snapper since and has had just one errant snap, in the opening week of 2010 at the New York Giants (9/12/10). He helped punter Brad Nortman set team records with a 47.8-yard gross average and 41.6-yard net average in 2013 and contributed to kicker Graham Gano setting the Panthers franchise record with 146 points in 2015.

Stewart, a first-round draft choice of the Panthers in 2008, stands second in franchise history with 1,283 rushing attempts, 5,814 rushing yards and 13 regular season games with 100 or more rushing yards. He is third in team history with 36 career rushing touchdowns. In 2015, Stewart made his first Pro Bowl after his 989 rushing yards ranked eighth in the NFL. Stewart's six touchdowns are his most since he tallied 10 touchdowns in back-to-back seasons in 2008 and 2009.

## CENTURY MARK FOR DAVIS

Linebacker Thomas Davis earned his 100th career start, all with the Panthers, in Week One at Jacksonville (9/13/15). He is the 10th player in team history to start 100 games.

### PANTHERS CAREER LEADERS, GAMES STARTED

Player	Starts
Jordan Gross, 2003-13	167
Steve Smith, 2001-13	161
Muhsin Muhammad, 1996-2004, 2008-09	141
Mike Minter, 1997-2006	141
Julius Peppers, 2002-09	120
Chris Gamble, 2004-12	117
<b>Thomas Davis, 2005-</b>	<b>115</b>
<b>Ryan Kalil, 2007-</b>	<b>115</b>
Travelle Wharton, 2004-11, 2013	111
Mike Rucker, 1999-2007	107



Thomas Davis made his 100th career start for the Panthers in Week One at Jacksonville (9/13/15), and totaled eight tackles, a sack and one interception.

## PANTHERS IN PRIME TIME

On Monday Night Football in Week Eight vs. Indianapolis (11/2/15), Carolina won its second consecutive primetime game. One week earlier, Carolina defeated Philadelphia on Sunday Night Football in Week Seven (10/25/15). The victory over the Eagles snapped a four-game losing streak in primetime regular season games.

Carolina is 15-20 all-time in primetime regular season games (games starting after 7 p.m. eastern).

### CAROLINA PANTHERS PRIMETIME GAMES

Date	Opponent	Result
11/26/95 (Sun.)	at N.O.	L, 26-34
11/10/96 (Sun.)	NY-G	W, 27-17
8/31/97 (Sun.)	Was.	L, 10-24
9/29/97 (Mon.)	S.F.	L, 21-34
10/26/97 (Sun.)	Atl.	W, 21-12
12/8/97 (Mon.)	at Dal.	W, 23-13
10/25/98 (Sun.)	Buf.	L, 14-30
11/28/99 (Sun.)	Atl.	W, 34-28
11/5/00 (Sun.)	at St.L	W, 27-24
11/27/00 (Mon.)	G.B.	W, 31-14
10/7/01 (Sun.)	at S.F.	L, 14-24
12/7/03 (Sun.)	at Atl.	L, 14-20 (OT)
9/13/04 (Mon.)	G.B.	L, 14-24
12/18/04 (Sat.)	at Atl.	L, 31-34 (OT)
10/3/05 (Mon.)	G.B.	W, 32-29
10/29/06 (Sun.)	Dal.	L, 14-35
11/13/06 (Mon.)	T.B.	W, 24-10
12/4/06 (Mon.)	at Phi.	L, 24-27
12/22/07 (Sat.)	Dal.	L, 13-20
12/8/08 (Mon.)	T.B.	W, 38-23
12/21/08 (Sun.)	at NY-G	L, 28-34 (OT)
9/28/09 (Mon.)	at Dal.	L, 7-21
11/19/09 (Thur.)	Mia.	L, 17-24
12/20/09 (Sun.)	Min.	W, 26-7
12/23/10 (Thur.)	at Pit.	L, 3-27
9/20/12 (Thur.)	NY-G	L, 7-36
11/26/12 (Mon.)	at Phi.	W, 30-22
10/25/13 (Thur.)	at T.B.	W, 31-13
11/18/13 (Mon.)	N.E.	W, 24-20
12/8/13 (Sun.)	at N.O.	L, 31-13
9/21/14 (Sun.)	Pit.	L, 37-19
10/30/14 (Thur.)	N.O.	L, 28-10
11/10/14 (Mon.)	at Phi.	L, 21-45
10/25/15 (Sun.)	Phi.	W, 27-16
11/2/15 (Mon.)	Ind.	W, 29-26 (OT)

## FIRST HOME OVERTIME WIN IN TEAM HISTORY

Kicker Graham Gano's 52-yard game-winning field goal in overtime of the Week Eight matchup vs. Indianapolis (11/3/15), gave Carolina its first home overtime win in team history.

Carolina is now 6-10-1 in 17 overtime regular season and post-season overtime games. It marked the second overtime victory for the Panthers against the Colts. Carolina defeated Indianapolis in 2003, 23-20 (10/12/03).

## MOVE THE CHAINS & CONTROL THE CLOCK

In 2015, Carolina set a record for total first downs with 357, breaking the previous record of 347 set in 2014. The first down total ranked fourth in the NFL.

### PANTHERS / MOST FIRST DOWNS IN A SINGLE SEASON

1st	Season
<b>357</b>	<b>2015</b>
347	2014
345	2011

In Week Thirteen at New Orleans (12/6/15), Carolina's offense established a single-game team record with 33 first downs. The 497 total net yards in that game are tied for the third-most in team history.

### TOTAL FIRST DOWNS IN A SINGLE GAME / PANTHERS HISTORY

	Tot	Rush	Pass	Pen
	1st	1st	1st	1st
<b>@ N.O. (12/6/15)</b>	<b>33</b>	<b>9</b>	<b>18</b>	<b>6</b>
@ S.D. (12/16/12)	29	13	12	4
@ Cin. (10/12/14)	29	10	14	5
@ N.O. (12/30/12)	28	12	13	3
T.B. (12/14/14)	28	9	18	1
<b>@ NYG (12/20/15)</b>	<b>28</b>	<b>7</b>	<b>20</b>	<b>1</b>

Carolina's ability to convert first downs helped the team record a 31:44 average time of possession, the third-highest in team history and the fifth-highest mark in the NFL this season.

### PANTHERS / HIGHEST TIME OF POSSESSION IN A SINGLE SEASON

TOP	Season
31:54	2013
31:47	2014
<b>31:44</b>	<b>2015</b>

## PUTTING UP POINTS

In the NFC Championship game against Arizona, Carolina scored 49 points, the second-most points scored in conference championship game since the AFL-NFL merger in 1970.

### MOST POINTS IN A CONFERENCE CHAMPIONSHIP SINCE 1970

Points	Team	Opponent
51	Buffalo	L.A. Raiders (1/20/91)
<b>49</b>	<b>Carolina</b>	<b>Arizona (11/24/16)</b>

Quarterback Cam Newton accounted for four scores, passing for two touchdowns and running for two touchdowns. Only four quarterbacks in NFL history have produced multiple rushing and passing touchdowns in the same postseason game.

### PLAYERS WITH 2+ RUSH & 2+ PASS TD IN POSTSEASON GAME

Player	Opponent	Pass TD	Rush TD
<b>Cam Newton, Car.</b>	<b>Ari. (1/24/16)</b>	<b>2</b>	<b>2</b>
Colin Kaepernick,	S.F. G.B. (1/12/13)	2	2
Jay Cutler, Chi.	Sea. (1/16/11)	2	2
Otto Graham, Cle.	L.A. Rams (12/26/55)	2	2
Otto Graham, Cle.	Det. (12/26/54)	3	3

## KEEPING SCORE

In 2015, Carolina set a team-record with 500 points, leading the NFL at 31.3 points per game. The highest the Panthers ranked in points scored prior to this season was fourth in 1999.

### PANTHERS / MOST POINTS IN A SINGLE SEASON

Points	Season
<b>500</b>	<b>2015</b>
421	1999
414	2008

Carolina also led the NFL with a team-record 59 touchdowns this season, breaking previous record of 50 set in 1999.

### PANTHERS / MOST TOUCHDOWNS IN A SINGLE SEASON

TDs	Season
<b>59</b>	<b>2015</b>
50	1999
48	2011

Carolina's points and touchdown totals are among the most improved in the NFL. NFL rankings are in parenthesis.

### MOST IMPROVED OFFENSIVE POINTS (2015-2014)

TEAM	2015	2014	DIFF.
Arizona	489 (2)	310 (24)	+179
<b>Carolina</b>	<b>500 (1)</b>	<b>339 (19)</b>	<b>+161</b>
Jacksonville	376 (14)	249 (32)	+127
Oakland	359 (17)	253 (31)	+106
N.Y. Jets	387 (11)	283 (28)	+104

### MOST IMPROVED RUSHING TOUCHDOWNS (2015-2014)

TEAM	2015	2014	DIFF.
Buffalo	19 (1t)	7 (27t)	+12
Arizona	16 (6t)	6 (29t)	+10
<b>Carolina</b>	<b>19 (1t)</b>	<b>10 (21t)</b>	<b>+9</b>
Minnesota	18 (4t)	12 (14t)	+6
Pittsburgh	16 (6t)	10 (21t)	+6

### MOST IMPROVED PASS/RECEIVING TOUCHDOWNS (2015-2014)

TEAM	2015	2014	DIFF.
Jacksonville	35 (3t)	15 (31)	+20
N.Y. Jets	33 (8t)	16 (30)	+17
Arizona	35 (3t)	21 (20t)	+14
Seattle	34 (6t)	20 (22t)	+14
<b>Carolina</b>	<b>35 (3t)</b>	<b>23 (15t)</b>	<b>+12</b>
Oakland	34 (6t)	22 (17t)	+12
Washington	30 (13t)	18 (27t)	+12

## A RUNNING HISTORY

Historically, the Panthers have had a strong running attack. Since running back Jonathan Stewart was drafted in 2008, the Panthers lead the NFL with 17,621 rushing yards.

### NFL TEAM RUSHING LEADERS, 2008-15

Team	Rushing Yards
<b>Carolina</b>	<b>17,621</b>
Minnesota	17,246
New York Jets	17,028
Kansas City	16,672
Seattle	16,311

## GROUND AND POUND

Carolina has produced 27 consecutive regular season games with at least 100 rushing yards, the longest active streak in the NFL.

The streak, dating back to Week Six of 2014 at Cincinnati (10/12/14) is the longest in team history, surpassing the 14 game stretch from Week 3 of 2011 vs. Jacksonville (9/25/11) to Week 17 of 2011 at New Orleans (1/1/12).

Prior to Carolina, the last team with 100 or more yards rushing in 27 or more consecutive regular season games was the Pittsburgh Steelers (43 from 1974-77 seasons).

### CONSECUTIVE GAMES WITH 100+ RUSH YARDS / ACTIVE STREAK 100+

Games	Team	Started
27	<b>Carolina</b>	<b>2014 Week 6 @ Cin. (10/12/14)</b>
6	Buffalo	2015 Week 12 @ K.C. (12/29/15)
4	Dallas	2015 Week 14 @ G.B. (12/13/15)
4	Kansas City	2015 Week 14 vs. S.D. (12/13/15)

In 2015, Carolina rushed for 142.6 yards per game, the second-highest mark in the NFL. The highest the Panthers ranked in rushing yards per game prior to 2015 was third in 2008, 2009 and 2011.

### NFL TEAM RUSHING LEADERS, 2015

Team	Rush Yards/ Game
Buffalo	152.0
<b>Carolina</b>	<b>142.6</b>
Seattle	141.8
Minnesota	138.2
Tampa Bay	135.1

## HOLD THE LINE

In 2014, Carolina started eight different offensive line combinations, one of five teams to start at least that many combinations, joining Indianapolis (11), Chicago (8), New England (8) and San Francisco (8).

The Panthers found offensive line consistency at the end of the season, starting the same line in the final five games of the regular season and both playoff contests. The consistency helped improve the offense as the Panthers rushed for an NFL-leading 975 yards in the season's final five weeks. The Panthers finished with a 4-1 record in those games.

In 2015, the consistency continued as the combination of tackles Michael Oher and Mike Remmers, guards Andrew Norwell and Trai Turner, and center Ryan Kalil started 12-of-16 games for Carolina. Kalil missed the Week Eight contest vs. Indianapolis (11/2/15) with an ankle injury, and Norwell missed three games from the Week Nine contest vs. Green Bay (11/8/15) to Week Eleven vs. Washington (11/22/15) with a hamstring injury.

With the protection provided by the offensive line, quarterback Cam Newton took the fewest sacks of his career (33) and the line opened holes for the Panthers to rank second in the NFL in rushing, averaging 142.6 yards per game.

## STEWART REACHES 5,000

With 50 rushing yards on 10 carries in Week Four at Tampa Bay (10/4/15), running back Jonathan Stewart surpassed the 5,000 career rushing yards mark. Stewart (5,814) joins DeAngelo Williams (6,846 from 2006-14) as the only backs in team history with at least 5,000 rushing yards.

### CAROLINA PANTHERS ALL-TIME RUSHING LEADERS

Player	Yards
DeAngelo Williams, 2006-14	6,846
<b>Jonathan Stewart, 2008-present</b>	<b>5,814</b>
DeShaun Foster, 2003-07	3,336
Cam Newton, 2011-present	3,207
Tshimanga Biakabutuka, 1996-2001	2,530

## STEWART RUNNING STRONG

Despite missing the final three games of the regular season, running back Jonathan Stewart's 989 rushing yards ranked eighth in the NFL. He rushed a career-high 242 times, the seventh-most in the NFL. Stewart's six touchdowns are his most since he tallied 10 touchdowns in back-to-back seasons in 2008 and 2009.

Stewart rushed for 100 or more yards twice in 2015, producing 125 yards in Week Seven vs. Philadelphia (10/25/15) and 102 yards in Week Eleven vs. Washington (11/22/15).

### NFL LEADERS / RUSHING YARDS / 2015

Team	Yards	Att	Avg.	TD
Adrian Peterson, Min.	1,485	327	4.5	11
Doug Martin, T.B.	1,402	288	4.9	6
Todd Gurley, St.L	1,106	229	4.8	10
Darren McFadden, Dal.	1,089	239	4.6	3
Chris Ivory, NY-J	1,070	247	4.3	7
Latavius Murray, Oak.	1,066	266	4.0	6
Devonta Freeman, Atl.	1,056	265	4.0	11
<b>Jonathan Stewart, Car.</b>	<b>989</b>	<b>242</b>	<b>4.1</b>	<b>6</b>

Stewart stands second in franchise history with 1,283 rushing attempts, 5,814 rushing yards and 13 regular season games with 100 or more rushing yards. He is third in team history with 36 career rushing touchdowns.



Running back Jonathan Stewart's 989 rushing yards in 2015 are the second-most of his career behind his 1,133 yards in 2009.

## CAROLINA GOES DEEP

In 2015, Carolina's offense averaged 12.9 yards per reception, the third-highest mark in the NFL this season.

### NFL TEAM LEADERS / RECEIVING AVERAGE / 2015

Team	Avg.	Yards	Rec	TD
Arizona	13.5	4,775	353	35
Tampa Bay	13.0	4,042	312	22
<b>Carolina</b>	<b>12.9</b>	<b>3,873</b>	<b>300</b>	<b>35</b>
Jacksonville	12.5	4,428	355	35
Pittsburgh	12.3	4,822	391	26

In Week Nine vs. Green Bay (11/8/15), Carolina's offense averaged 19.8-yards per catch, the third-highest mark in the NFL in 2015. Carolina produced six receptions of 20 yards or more against Green Bay, including two of 50 or more yards, and a 39-yard touchdown catch by wide receiver Corey Brown.

### TOP TEAM PERFORMANCES / RECEIVING AVERAGE / 2015

Avg.	Team	Opponent	Yards	Rec
21.5	Cle.	Ten. (9/20/15)	172	8
21.3	S.F.	Bal. (10/18/15)	340	16
<b>19.8</b>	<b>Car.</b>	<b>G.B. (11/8/15)</b>	<b>297</b>	<b>15</b>
19.7	T.B.	Chi. (12/27/15)	295	15
19.2	Buf.	Hou. (12/6/15)	211	11



Corey Brown's 39-yard touchdown reception was one of six receptions of 20 or more yards for Carolina in Week Nine vs. Green Bay (11/8/15).

## OFFENSE EFFECTIVE IN THE RED ZONE

Carolina's offense finished the season second in the NFL in red zone touchdown efficiency. Carolina scored touchdowns on 68.3 percent of drives that reach the red zone.

### RED ZONE TOUCHDOWN PERCENTAGE, 2015

Team	RZ TD%	RZ Drives	RZ TD
Detroit	69.4	49	34
<b>Carolina</b>	<b>68.3</b>	<b>63</b>	<b>43</b>
New York Jets	66.0	53	35
New England	65.6	61	40
Cincinnati	65.5	58	38
Tennessee	65.0	40	26
San Diego	63.6	44	28



Jonathan Stewart leaps into the end zone for a 1-yard touchdown vs. Atlanta (12/13/15).

## TOLBERT SETS CAREER HIGH IN RECEIVING TDS

Fullback Mike Tolbert's 12-yard receiving touchdown in the second quarter of the Week Thirteen game at New Orleans (12/6/15) was his third receiving touchdown of 2015, tying his career high previously set in 2009 with the San Diego Chargers.

Tolbert has added one rushing touchdown this season and his blocking efforts at fullback helped Jonathan Stewart rush for 989 yards.



Mike Tolbert celebrates his third receiving touchdown of 2015 at New Orleans (12/6/15).

## SOLID DEBUT FOR FUNCHESS

Wide receiver Devin Funchess totaled 31 catches for 473 yards and five touchdowns in his rookie season. The five touchdowns are tied for second-most by a rookie in Panthers history.

### PANTHERS ROOKIE LEADERS, RECEIVING TOUCHDOWNS

Team	TDs	Season
Kelvin Benjamin,	9	2014
Keary Colbert	5	2004
<b>Devin Funchess</b>	<b>5</b>	<b>2015</b>

In Week Seventeen vs. Tampa Bay (1/3/16), Funchess recorded his first career 100-yard receiving game. Funchess notched a career-high seven receptions for a career-high 120 yards and a touchdown.

The 120 receiving yards are the second-most by a rookie in Panthers history behind the 125 by David Gettis vs. San Francisco (10/24/10).

### PANTHERS SINGLE-GAME REC. YARDS LEADERS, ROOKIES

Player	Yds	Rec	TD	Game
David Gettis	125	8	2	S.F. (10/24/10)
<b>Devin Funchess</b>	<b>120</b>	<b>7</b>	<b>1</b>	<b>T.B. (1/3/16)</b>
Kelvin Benjamin	115	8	1	Pit. (9/21/14)
Keary Colbert	115	4	1	at Den. (10/10/04)



Wide receiver Devin Funchess recorded one of his five regular season touchdowns in Week Seventeen vs. Tampa Bay (1/3/16).

## FOUR MULTI-TD CATCH GAMES FOR GINN

With his two-touchdown performance in Week Fifteen at the New York Giants (12/20/15), wide receiver Ted Ginn, Jr. reached a career-high 10 touchdowns in 2015.

Ginn is the first Panthers wide receiver with double-digit touchdowns since Steve Smith had 12 in 2005.

Ginn has four games with multiple touchdowns in his career and all have come in 2015. Ginn tallied three consecutive games with two touchdown catches from Week Thirteen at New Orleans (12/6/15) to Week Fifteen at the New York Giants (12/20/15). Ginn's six touchdown receptions during that span were the second-most in the NFL behind the seven from Seattle's Doug Baldwin.

Ginn recorded his first game with multiple touchdown catches in Week Four at Tampa Bay (10/4/15), when he recorded a 6-yard touchdown in the second quarter and a 12-yard touchdown in the third quarter.

## GINN PRODUCING IN PANTHERS OFFENSE



Ted Ginn, Jr.

In 2015, wide receiver Ted Ginn, Jr. led the Panthers with a career-high 10 touchdown catches. Ginn ranked second on the team with 44 receptions and 739 receiving yards. His 16.8-yard receiving average led the team and ranked eighth in the NFL.

It marked his best season catching the ball since he had 56 catches for 790 yards and two touchdowns in 2008, his second year in the NFL.

**Eight of Ginn's 15 touchdown catches in two seasons with Carolina (2013, 2015) have gone for 25 or more yards, including five of 40 or more yards.**

In 2014 with Arizona, Ginn totaled 14 catches for 190 yards and no touchdowns.

Ginn had one of his most productive seasons on offense in 2013 in his first stint with the Panthers. He recorded five receiving touchdowns, including a 25-yard game-winner vs. New England (11/18/13). Ginn ended 2013 with 36 catches for 556 yards.

In 31 career regular season games with Carolina (2013, 2015), Ginn has 15 touchdown catches. In 104 career games with other teams, Ginn totaled six touchdown catches.

### TED GINN, JR. TOP RECEIVING SEASONS OF CAREER, 2007-15

Season	Team	Yds	Rec	Avg	TD
2008	Mia.	790	56	14.1	2
<b>2015</b>	<b>Car.</b>	<b>739</b>	<b>44</b>	<b>16.8</b>	<b>10</b>
<b>2013</b>	<b>Car.</b>	<b>556</b>	<b>36</b>	<b>15.4</b>	<b>5</b>
2009	Mia.	454	38	11.9	1
2007	Mia.	420	34	12.4	2
2011	S.F.	220	19	11.6	0
2014	Ari.	190	14	13.6	0
2010	S.F.	163	12	13.6	1
2012	S.F.	1	2	0.5	0

## GINN GOES LONG

In Week Fourteen vs. Atlanta (12/13/15), wide receiver Ted Ginn, Jr. caught two passes for 120 yards and two touchdowns – all in the first quarter. The first touchdown – a 74-yarder – is Ginn's career long.

Ginn is the first NFC player with 120 receiving yards and two receiving touchdowns in the first quarter since Green Bay's Javon Walker in 2004.

The 120 receiving yards are the second-highest of his career, behind the 175 he totaled with Miami vs. Buffalo (10/26/08). It marked Ginn's fourth career 100-yard receiving game and his first since he totaled 104 in the 2013 postseason vs. San Francisco (1/12/14).



## Cam Newton

### 2015 CAREER HIGH STATISTICS

**2<sup>nd</sup>** TDs: 35  
previous best 24 in 2013

**1<sup>st</sup>** Passer Rating: 99.4  
previous best 88.8 in 2013

## ONLY QB IN NFL HISTORY

6'6" **100+** Pass TDs (117) & **25+** Rush TDs (43)  
in his first 5 seasons

**31** Games with both a Passing TD and a Rushing TD

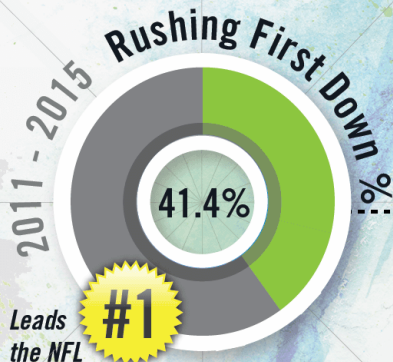
### MOST COMBINED YARDS RUSH & PASS / 1st 5 Seasons

Player	Total	Pass	Rush
Cam Newton	21,470	18,263	3,207
Peyton Manning	21,174	20,618	556
Matt Ryan	19,457	18,957	500
Dan Marino	19,428	19,422	6
Andy Dalton	18,774	18,008	766
Drew Bledsoe	18,580	18,348	232

Player & Years	Games With Pass & Rush TD
Cam Newton, 2011-	31
Steve Young, 1985-99	31
Fran Tarkenton, 1961-78	24

### MOST TOTAL TOUCHDOWNS / 1st 5 Seasons

Player	Total	Pass	Rush	Rec. TD
Dan Marino	171	168	3	0
Cam Newton	160	117	43	0
Peyton Manning	147	138	9	0
Andy Dalton	139	124	14	1
Jeff Garcia	134	113	21	0
Matt Ryan	132	127	5	0



Leads the NFL

**#1**

- 248 1st Downs
- 599 Attempts

**2015**

**636 Yds**

5th Consecutive season of 500+ rushing yards

Newton's 43 career rushing touchdowns are tied for the most by a quarterback (Steve Young) since the NFL-AFL merger in 1970.



@PanthersPR

illustration by: dave baysden @dpbays

■ PASSING

■ RUSHING

## DUAL-THREAT QUARTERBACK

Quarterback Cam Newton is the only quarterback in NFL history with 100-plus touchdown passes (117) and 25-plus rushing touchdowns (43) in a player's first five seasons.

Newton's 160 total touchdowns are the second-most by a quarterback in his first five seasons in NFL history.

### MOST TOTAL TOUCHDOWNS / FIRST 5 SEASONS

Player	Total TD	Pass TD	Rush TD	Rec TD
Dan Marino	171	168	3	0
<b>Cam Newton</b>	<b>160</b>	<b>117</b>	<b>43</b>	<b>0</b>
Peyton Manning	147	138	9	0
Andy Dalton	139	124	14	1
Jeff Garcia	134	113	21	0
Matt Ryan	132	127	5	0

Newton has 31 games with both a passing and rushing touchdown, tied for the most in NFL history with Pro Football Hall of Famer Steve Young.

Newton has produced 21,470 combined rushing and passing yards, the most in a player's first five seasons.

### MOST COMBINED YARDS RUSH & PASS / FIRST 5 SEASONS

Player	Total Yards	Pass Yards	Rush Yards
<b>Cam Newton</b>	<b>21,470</b>	<b>18,263</b>	<b>3,207</b>
Peyton Manning	21,174	20,618	556
Matt Ryan	19,457	18,957	500
Dan Marino	19,428	19,422	6
Andy Dalton	18,774	18,008	766
Drew Bledsoe	18,580	18,348	232

Newton is one of just three players in NFL history, along with Peyton Manning of the Indianapolis Colts from 1998-2002 and Andy Dalton of the Cincinnati Bengals from 2011-15, to have at least 3,000 passing yards in each of their first five seasons.

Newton rushed for 636 yards in 2015, his fifth consecutive of at least 500 rushing yards. Newton joins Randall Cunningham and Michael Vick (six each) as the only quarterbacks with five or more 500-yard rushing seasons in a career. He is the only player in NFL history to have five seasons with 3,000 or more passing yards and 500 or more rushing yards at any point in a career.

In Week Fifteen at the New York Giants (12/20/15), Newton became the first player in NFL history with 300 or more passing yards, five or more passing touchdowns and 100 or more rushing yards in a single game.

### NEWTON POSTS CAREER-HIGH PASSER RATING

Quarterback Cam Newton finished 2015 with a career-high 99.4 passer rating, eighth-best in the NFL this season, and bettering his previous career-high of 88.8 in 2013.

#### NFL LEADERS, PASSER RATING, 2015

Game	Rate	Yards	Att	Cmp	TD	Int
Russell Wilson, Sea.	110.1	4,024	483	329	34	8
Andy Dalton, Cin.	106.3	3,250	386	255	25	7
Carson Palmer, Ari.	104.6	4,671	537	342	35	10
Tom Brady, N.E.	102.2	4,770	624	402	36	7
Kurt Cousins, Was.	101.6	4,166	543	379	29	11
Drew Brees, N.O.	101.0	4,870	627	428	32	11
Tyrod Taylor, Buf.	99.4	3,035	380	242	20	6
<b>Cam Newton, Car.</b>	<b>99.4</b>	<b>3,837</b>	<b>495</b>	<b>296</b>	<b>35</b>	<b>10</b>

Newton produced eight games in 2015 with a passer rating of at least 100.0, including the top single-game passer rating of his career. In Week Fourteen vs. Atlanta (12/13/15), Newton produced a career-high 153.3 passer rating, completing 15-of-21 passes for 265 yards and three touchdowns. Newton left the game in the third quarter with the outcome decided.

#### CAM NEWTON, TOP PASSER RATINGS (minimum 20 attempts)

Game	Rate	Yards	Att	Cmp	TD	Int
<b>Atl. (12/13/15)</b>	<b>153.3</b>	<b>265</b>	<b>21</b>	<b>15</b>	<b>3</b>	<b>0</b>
@ Min. (10/13/13)	143.4	242	26	20	3	0
<b>T.B. (1/3/16)</b>	<b>139.3</b>	<b>293</b>	<b>26</b>	<b>21</b>	<b>2</b>	<b>0</b>
N.O. (9/16/12)	129.2	253	20	14	1	0
Was. (10/23/11)	127.5	256	23	18	1	0
N.E. (11/18/13)	125.4	209	28	19	3	0

### NEWTON LEADS NFL IN TOTAL TOUCHDOWNS

Quarterback Cam Newton finished 2015 with an NFL-leading 45 total touchdowns.

#### NFL LEADERS, TOTAL TOUCHDOWNS, 2015

Team	Tot TDs	Pass TDs	Rush TDs
<b>Cam Newton, Car.</b>	<b>45</b>	<b>35</b>	<b>10</b>
Tom Brady, N.E.	39	36	3
Blake Bortles, Jax.	37	35	2

Newton is the first player in NFL history with at least 30 passing touchdowns (35) and 10 rushing touchdowns (10) in a single season.

Newton's 35 passing touchdowns are a career-high, tied for second in the NFL in 2015, and are the second-most in franchise history behind the 36 by Steve Beuerlein in 1999.

#### NFL LEADERS, PASSING TOUCHDOWNS, 2015

Team	TDs
Tom Brady, N.E.	36
Blake Bortles, Jax.	35
Eli Manning, NYG	35
<b>Cam Newton, Car.</b>	<b>35</b>
Carson Palmer, Ari.	35
Russell Wilson, Sea.	34

Newton's 10 rushing touchdowns are the second-most of his career behind the 14 he tallied as a rookie in 2011. The 10 touchdowns are one fewer than the NFL-leading 11 by Atlanta's Devonta Freeman, Cincinnati's Jeremy Hill, Minnesota's Adrian Peterson and Pittsburgh's DeAngelo Williams.

## NEWTON'S GAME-WINNING DRIVES

Quarterback Cam Newton has led 12 career game-winning drives (defined as a drive that puts the team ahead for good in the fourth quarter or overtime). Four of the game-winning drives came during the 2015 season, tied for most in the NFL.

### CAM NEWTON, GAME-WINNING DRIVES

#### vs. Jacksonville (9/25/11)

Directed the Panthers 55 yards on five plays in 2:24...Completed all three pass attempts for 47 yards and scrambled once for 7 yards, capped by a 16-yard touchdown pass to tight end Greg Olsen.

#### at Philadelphia (11/26/12)

Guided the Panthers 40 yards on seven plays in 3:36 to set up a 23-yard field goal by Graham Gano...Completed two-of-three passes for 31 yards and picked up 7 yards rushing on two carries.

#### at San Francisco (11/10/13)

Led the Panthers 9 yards on seven plays in 3:30 to set up a 53-yard field goal by Graham Gano.

#### vs. New England (11/18/13)

Directed the Panthers 83 yards on 13 plays in 5:33...Completed five-of-eight pass attempts for 57 yards and rushed once for 15 yards, capped by a 25-yard touchdown pass to wide receiver Ted Ginn, Jr.

#### at Miami (11/24/13)

Led the Panthers 80 yards on 12 plays in 3:30...Completed five-of-seven passes for 34 yards and rushed three times for 16 yards...Converted key fourth down attempt from Carolina's 20-yard line with pass to Steve Smith...Capped drive with 1-yard touchdown pass to tight end Greg Olsen.

#### vs. New Orleans (12/22/13)

Directed the Panthers 65 yards on five plays in 32 seconds... Completed three-of-five passes (including a spike) for 65 yards, including a 14-yard touchdown pass to wide receiver Domenik Hixon.

#### vs. Chicago (10/5/14)

After a fumble by Chicago, directed the Panthers 23 yards on six plays in 2:00...Completed two-of-three passes for 17 yards, including a 6-yard touchdown pass to tight end Greg Olsen.

#### vs. Cleveland (12/28/14)

Led the Panthers 66 yards on seven plays in 2:52...Completed three-of-four passes for 44 yards and rushed twice for 19 yards, capped by a 9-yard touchdown pass to running back Jonathan Stewart.

#### at Seattle (10/18/15)

Led the Panthers 80 yards on eight plays in 1:48...Completed six-of-seven passes (including a spike) for 89 yards, capped by a 26-yard touchdown pass to tight end Greg Olsen.

#### vs. Indianapolis (11/3/15)

Led the Panthers 5 yards on four plays in 1:40 to set up a 52-yard field goal by Graham Gano in overtime.

#### at New Orleans (12/6/15)

Led the Panthers 75 yards on 11 plays in 4:16...Completed 5-of-8 passes for 63 yards...Added three rushes for 7 yards...Capped the drive with a 15-yard touchdown pass to Jerricho Cotchery.

#### at New York Giants (12/20/15)

Led the Panthers 49 yards on eight plays in 1:46 to set up a 43-yard field goal from Graham Gano as time expired...Completed 3-of-5 passes (including a spike) for 37 yards...Added two rushes for 12 yards.

## NEWTON CLUTCH IN THE FOURTH QUARTER

In 2015, quarterback Cam Newton was the fourth-ranked fourth-quarter passer in the NFL, posting a 106.3 passer rating.

### 2015 NFL LEADERS, FOURTH-QUARTER PASSING

Player	Cmp	Att	Yards	TD	Int	Rtg
Russell Wilson, Sea.	124	84	1,055	9	1	114.8
Tom Brady, N.E.	162	106	1,367	12	2	111.3
Carson Palmer, Ari.	117	75	978	8	1	109.6
<b>Cam Newton, Car.</b>	<b>102</b>	<b>63</b>	<b>832</b>	<b>7</b>	<b>1</b>	<b>106.3</b>
B. Weeden, Dal.-Hou.	46	33	350	3	1	106.3
Andy Dalton, Cin.	100	65	814	7	2	105.2
Alex Smith, K.C.	109	71	863	6	1	103.9
Josh McCown, Cle.	68	46	612	5	3	102.1
Tyrod Taylor, Buf.	98	60	785	7	2	101.8
Eli Manning, NY-G	162	99	1,216	11	3	99.2

Newton was strong in the fourth quarter in 2014 as well, standing as the second-highest rated fourth-quarter passer last season with a 110.3 rating (minimum 80 attempts).

## RED ZONE IS GOOD TO NEWTON

Quarterback Cam Newton produced a 112.7 passer rating in the red zone, fifth in the NFL (minimum 20 attempts) in 2015. Newton threw 24 touchdowns and no interceptions inside the 20-yard line.

### 2015 NFL LEADERS, RED ZONE PASSING

Player	Cmp	Att	Yards	TD	Int	Rtg
Blaine Gabbert, S.F.	19	28	150	8	0	120.5
Matthew Stafford, Det.	48	70	323	26	0	118.0
Marcus Mariota, Ten.	26	40	195	15	0	116.1
Kirk Cousins, Was.	50	78	345	22	0	113.5
<b>Cam Newton, Car.</b>	<b>43</b>	<b>70</b>	<b>333</b>	<b>24</b>	<b>0</b>	<b>112.7</b>
Brian Hoyer, Hou.	24	43	184	14	0	106.0

## NEWTON RUSHES INTO THE END ZONE



Cam Newton

Quarterback Cam Newton has made a habit of finding the end zone with his legs as his 43 rushing touchdowns are third-most in the NFL since his rookie season in 2011. Only two running backs, Marshawn Lynch and Adrian Peterson, have more rushing touchdowns than Newton over that time.

Newton is the only player in the NFL with five or more rushing touchdowns in each of the last five seasons.

### NFL LEADERS, RUSHING TOUCHDOWNS,

#### 2011-15

Player	TDs
Marshawn Lynch, Sea.	51
Adrian Peterson, Min.	44
<b>Cam Newton, Car.</b>	<b>43</b>
LeSean McCoy, Buf.	36
Frank Gore, Ind.	35
Arian Foster, Hou.	35

Newton's 43 rushing touchdowns are tied for most by a quarterback since the NFL-AFL merger in 1970.

### NFL QUARTERBACKS CAREER LEADERS, RUSHING TOUCHDOWNS

Player	TDs
<b>Cam Newton, 2011-present</b>	<b>43</b>
Steve Young, 1985-99	43
Kordell Stewart, 1995-2005	38
Steve McNair, 1995-2007	37
Michael Vick, 2001-present	36
Randall Cunningham, 1985-2001	35
Steve Grogan, 1975-90	35
Daunte Culpepper, 1999-2009	34

Newton scored a team-leading 14 rushing touchdowns in 2011, the most-ever by a quarterback in NFL history, surpassing the previous mark of 12 by Steve Grogan in 1976.

## NEWTON IS PLAYER OF THE WEEK 5 TIMES

Quarterback Cam Newton was named offensive player of the week five times this season (Weeks 9, 11, 13, 15, 17).

Newton's five Player of the Week Awards are tied with Tom Brady in 2007 for the most in a season in NFL history. Newton is the first player to win five Player of the Week Awards in a nine-week span within a season.

In his fifth season from Auburn, Newton has eight career Player of the Week Award, the most in franchise history.

## NEWTON MOVES THE CHAINS

Quarterback Cam Newton has been successful moving the chains with his legs since entering the NFL in 2011, with 248 of his 599 rushes going for first downs. The 41.4 rushing first down percentage is the top mark in the NFL during that time.

### NFL LEADERS, RUSHING FIRST DOWN PERCENTAGE, 2011-15

Player	1st Pct.	1st	Att
<b>Cam Newton, Car.</b>	<b>41.4</b>	<b>248</b>	<b>599</b>
Jamaal Charles, K.C.	25.0	208	833
LeSean McCoy, Buf.-Phi.	24.3	317	1,302
DeMarco Murray, Phi.-Dal.	24.0	271	1,127
Ahmad Bradshaw, Ind.-NY-G	23.8	132	554

In 2015, Newton led the NFL with a 42.4 first down percentage, accounting for 56 first downs on 132 rushes. He led the NFL in rushing first down percentage in each of the past five seasons (2011-15), including a career-high mark of 43.69 percent (45-of-103) in 2014.

## NEWTON AMONG PANTHERS ALL-TIME LEADERS

In his fifth NFL season, quarterback Cam Newton continues to move up the Panthers all-time passing lists.

In Week Three vs. New Orleans (9/27/15), Newton threw for 300 yards and two touchdowns, passing Steve Beuerlein (1996-2000) for second in team history in 300-yard passing (nine) games and touchdown passes. Newton tallied his 11th career 300-yard passing game in Week Fifteen at the New York Giants (12/20/15), tying Jake Delhomme for the franchise record.

Newton also ranks second in attempts, completions, completion percentage and yards.

### PANTHERS CAREER LEADERS, PASSING YARDS

Player	Yards	Att	Cmp	TD
Jake Delhomme, 2003-09	19,258	2,669	1,580	120
<b>Cam Newton, 2011-</b>	<b>18,263</b>	<b>2,418</b>	<b>1,440</b>	<b>117</b>
Steve Beuerlein, 1996-2000	12,690	1,723	1,041	86
Kerry Collins, 1995-98	8,306	1,340	694	47



Quarterback Cam Newton ranks first or second in many of the Panthers all-time passing statistics.

## OLSEN AMONG NFL'S TOP TIGHT ENDS

In 2015, Greg Olsen earned his second consecutive Pro Bowl selection after finishing second among NFL tight ends in receiving yards (1,104) and receiving average (14.3). His 75 receptions tied for fourth and his seven receiving touchdowns ranked sixth among NFL tight ends.

He led the Panthers in receptions and receiving yards and was second in receiving touchdowns.

### 2015 NFL RECEIVING YARDS LEADERS, TIGHT ENDS

Player	Rec.	Yds	TD
Rob Gronkowski, N.E.	72	1,176	11
<b>Greg Olsen, Car.</b>	<b>77</b>	<b>1,104</b>	<b>7</b>
Delanie Walker, Ten.	94	1,088	6
Gary Barnidge, Cle.	79	1,043	9
Jordan Reed, Was.	87	952	11

## OLSEN MOVES UP RECEIVING CHARTS

Tight end Greg Olsen joined the Panthers in 2011 after a trade with the Chicago Bears in exchange for a third-round draft choice. Since then, Olsen has totaled 348 receptions for 4,311 yards and 29 touchdowns, putting him among the team's all-time leaders.

In Week Eleven vs. Washington (11/22/15), Olsen became the Panthers all-time receiving yards leader among tight ends and his seven 100-yard receiving games are the most in team history by a tight end. In Week Thirteen at New Orleans (12/6/15), Olsen became the Panthers all-time receptions leader among tight ends.

He is second among Panthers tight ends in career touchdowns (29) behind Wesley Walls (44).

### PANTHERS CAREER REC. YARDS LEADERS

Player	Yds	Rec	TD	Seasons
Steve Smith, WR	12,197	836	67	2001-13
M. Muhammad, WR	9,255	696	50	1996-2009
<b>Greg Olsen, TE</b>	<b>4,311</b>	<b>348</b>	<b>29</b>	<b>2011-</b>
Wesley Walls, TE	3,902	324	44	1996-2002
Mark Carrier, WR	2,547	176	13	1995-98
Brandon LaFell, WR	2,385	167	13	2010-2013



Greg Olsen is the first 1,000-yard tight end in Panthers' history, accomplishing the feat in consecutive seasons (2014 and 2015).

## OLSEN LEADS THE WAY AT TIGHT END

In 2015, tight end Greg Olsen tallied a career-high 1,104 receiving yards, his second consecutive season with 1,000 yards. He is just the seventh tight end in NFL history with consecutive 1,000-yard seasons.

Olsen has tallied four consecutive seasons with at least 800 yards and has registered at least 500 yards in seven of the past eight seasons. This is also the third consecutive 70-catch season for Olsen and the sixth 50-catch season of his career. Olsen's seven touchdown catches in 2015 make him the only active NFL tight end with five or more touchdowns in every season since 2008.


Olsen owns the top four single-season reception totals and four of the top five single-season receiving yards totals by a tight end in team history. In 2014, Olsen totaled a career-high 84 receptions, a new Panthers tight end record, surpassing his own team record of 73 catches (2013).

### PANTHERS SINGLE-SEASON RECEPTIONS LEADERS, TIGHT ENDS

Player	Rec.	Yds	TD	Season
<b>Greg Olsen</b>	<b>84</b>	<b>1,008</b>	<b>6</b>	<b>2014</b>
<b>Greg Olsen</b>	<b>77</b>	<b>1,104</b>	<b>7</b>	<b>2015</b>
<b>Greg Olsen</b>	<b>73</b>	<b>816</b>	<b>6</b>	<b>2013</b>
<b>Greg Olsen</b>	<b>69</b>	<b>843</b>	<b>5</b>	<b>2012</b>
Wesley Walls	63	822	12	1999

Olsen is climbing the NFL's all-time tight end receptions and receiving yards charts. Olsen's 542 career receptions are eighth in NFL history among tight ends and his 6,292 receiving yards are 11th.

## OLSEN A CONSISTENT PRESENCE



Greg Olsen

Tight end Greg Olsen has been a consistent presence in NFL lineups since his rookie year in 2007. Olsen has played in 142 consecutive regular season games, the second-longest streak among active tight ends behind Dallas' Jason Witten (203).

A first-round choice (31st overall) by Chicago in 2007, Olsen missed the first two games of that season with a knee injury sustained in the preseason. He made his NFL debut vs. Dallas (9/23/07) and has not missed a game since.

### CONSECUTIVE GAMES PLAYED, ACTIVE TIGHT ENDS

Player	Games	Streak Began
Jason Witten, Dal.	203	2003
<b>Greg Olsen, Car.</b>	<b>142</b>	<b>2007</b>
Jim Dray, Cle.	59	2012
Colby Fleener, Ind.	53	2012
<b>Ed Dickson, Car.</b>	<b>50</b>	<b>2012</b>
Brent Celek, Phi.	50	2012

Olsen has started 64 consecutive games for Carolina, also the second-longest streak among active tight ends behind Witten (147), and the fifth-longest consecutive starts streak in Panthers history.

## DEFENSE IN TOP 10 FOR 4TH STRAIGHT YEAR

Carolina's defense is among the best in the NFL this season, ranking sixth in total defense, fourth in rushing defense, 11th in passing defense and sixth in scoring defense.

Carolina joins Seattle as the only two teams to field a top 10 defense in each of the last four seasons (2012-15).

### TOP 10 DEFENSES IN EACH OF THE LAST FOUR SEASONS, 2012-15

Team	2012	2013	2014	2015	Avg Yds Allowed
Seattle	4th	1st	1st	2nd	284.7
<b>Carolina</b>	<b>10th</b>	<b>2nd</b>	<b>10th</b>	<b>6th</b>	<b>324.3</b>

The Panthers also rank among the league leaders in yards per play (second), total takeaways (first), interceptions (first), sacks (sixth) and opponent passer rating (first).



Carolina's defense finished in the top 10 for the fourth consecutive year in 2015. The Panthers are one of two teams to finish with a top 10 defense each of the last four seasons.

## TAKE IT AWAY

In 2015, Carolina led the NFL with 39 total takeaways (24 interceptions, 15 fumble recoveries), the second most in team history.

### PANTHERS / MOST TAKEAWAYS IN A SINGLE SEASON

Takeaways	Season
42 (23 ints, 19 fum)	2005
<b>39 (24 ints, 15 fum)</b>	<b>2015</b>
38	2004, 2000, 1996

The Panthers scored an NFL-leading and franchise record 148 points off of turnovers in 2015, surpassing the previous record of 128 in 2005.

Carolina has limited turnovers offensively, helping the Panthers to an NFL-leading +20 turnover differential.

### NFL LEADERS / TURNOVER DIFFERENTIAL

Team	Takeaways			Giveaways			Diff
	Int	Fum	Tot	Int	Fum	Tot	
<b>Carolina</b>	<b>24</b>	<b>15</b>	<b>39</b>	<b>10</b>	<b>9</b>	<b>19</b>	<b>= +20</b>
Kansas City	22	7	29	7	8	15	= +14
Cincinnati	21	7	28	9	8	17	= +11
Arizona	19	14	33	13	11	24	= +9
New England	12	9	21	7	7	14	= +7
N.Y. Giants	15	13	28	14	7	21	= +7
Seattle	14	9	23	8	8	16	= +7

## PICKED OFF

Carolina led the NFL with 24 interceptions in 2015. Four Panthers ranked in the top 13 in the NFL in interceptions: Kurt Coleman (tied third, 7), Luke Kuechly (tied 13th, 4), Josh Norman (tied 13th, 4) and Thomas Davis (tied 13th, 4).

### NFL TEAM LEADERS, INTERCEPTIONS, 2015

Team	INTs
<b>Carolina</b>	<b>24</b>
Kansas City	22
Cincinnati	21
Arizona	19
New York Jets	18

Four of those interceptions were returned for touchdowns, tied with Denver for most in the NFL. In Week One at Jacksonville (9/13/15), cornerback Josh Norman intercepted Jaguars quarterback Blake Bortles and returned the ball 30 yards for a touchdown. In Week Four at Tampa Bay (10/4/15), Norman scored again, intercepting Buccaneers quarterback Jameis Winston and returning the ball 46 yards for a score. In Week Twelve at Dallas (11/26/15), linebacker Luke Kuechly and safety Kurt Coleman each recorded an interception touchdown.

Carolina has 10 interception touchdowns since 2013, tied for second-most in the NFL.

### NFL TEAM LEADERS, INTERCEPTION RETURNS FOR TD, SINCE 2013

Player	INT-TDs
Arizona	11
<b>Carolina</b>	<b>10</b>
Kansas City	10
Pittsburgh	9

## PANTHERS PITCH A SHUTOUT

With a 38-0 victory in Week Fourteen vs. the Atlanta Falcons (12/13/15), the Carolina Panthers tallied the seventh shutout victory in team history and first since a 38-0 victory vs. the New York Giants (9/22/13).

### PANTHERS SHUTOUT VICTORIES

Game	Score
Tampa Bay (12/1/96)	24-0
@ New Orleans (10/19/97)	13-0
@ New York Giants (1/8/06) *	23-0
St. Louis (11/19/06)	15-0
Kansas City (10/5/08)	34-0
New York Giants (9/22/13)	38-0
<b>Atlanta Falcons (12/13/15)</b>	<b>38-0</b>

\* postseason

The performance helped tie the Panthers largest margin of victory in team history.

### LARGEST MARGIN OF VICTORY, PANTHERS HISTORY

Margin	Game	Score
<b>38</b>	<b>Atlanta (12/13/15)</b>	<b>38-0</b>
38	New York Giants (9/22/13)	38-0
34	Kansas City (10/5/08)	34-0
33	@ Atlanta (1/1/06)	44-11

# KAWANN SHORT

## DEFENSIVE TACKLE



NFC PLAYER OF THE MONTH  
**OCT & DEC**



NFC PLAYER OF THE WEEK  
**WEEK 6**

*First Panther to win multiple Player of the Month Awards in a season*

*First NFL DT to win Defensive Player of the Month multiple times in a season*

*First player to win multiple NFC Defensive Player of the Month Awards in a season since Charles Woodson (GB - 2009)*

*He is the 1st Defensive Tackle in franchise history to be named Player of the Week*

*1st career Player of the Week Award*

**3 CAREER HIGH SACKS**  
10/25/15 - vs. Philadelphia

**11 MOST SACKS BY A PANTHER DT IN A SINGLE SEASON**

**4 GAMES WITH 2+ SACKS IN 2015**

*Only Houston's J.J. Watt (5) has more*

### NFL SACK LEADERS DTs

Player	Sacks
Kawann Short, Car	11.0
Aaron Donald, Stl	11.0
Geno Atkins, Cin	11.0
Gerald McCoy, TB	8.5
Jurrell Casey, Ten	7.0



## BRINGING PRESSURE

The Panthers defense totaled 44 sacks in 2014, sixth in the NFL. Sixteen different players have registered a sack for Carolina.

### NFL TEAM LEADERS, SACKS, 2015

Team	Sacks
Denver	52
New England	49
Pittsburgh	48
Kansas City	47
Houston	45
<b>Carolina</b>	<b>44</b>
Detroit	43
Green Bay	43
Minnesota	43
Cincinnati	42

## EALY NOTCHED FIVE IN A ROW WITH A SACK

Defensive end Kony Ealy finished fourth on the team in 2015 with a career-high five sacks. The five sacks came in consecutive weeks, beginning in Week Eight vs. Indianapolis (11/2/15) and ending in Week Thirteen at New Orleans (12/6/15).

The five consecutive games with a sack is the longest such streak of his career. Ealy previously notched three consecutive games with a sack in the final three weeks of the 2014 regular season.



Defensive end Kony Ealy celebrates his sack of Packers quarterback Aaron Rodgers in Week Nine vs. Green Bay (11/8/15).

## EALY COMES UP BIG IN SUPER BOWL

In the Super Bowl vs. Denver (2/7/16), defensive end Kony Ealy recorded a Panthers postseason record 3.0 sacks and added an interception. Ealy's three sacks tied Reggie White (Super Bowl XXXI vs. New England) and Darnell Dockett (Super Bowl XLIII vs. Pittsburgh) for the Super Bowl record.

Ealy became the first player to record multiple sacks and an interception in the Super Bowl and was the first player since San Diego's Leslie O'Neal vs. Kansas City (1/2/93) to finish a post-season game with multiple sacks, an interception and a forced fumble.

## SHORT RACKS UP SACKS

In 2015, defensive tackle Kawann Short set a Panthers franchise record for sacks by a defensive tackle with 11.0, tied for the most in the NFL. Short produced four games of two or more sacks in 2015, only Houston's J.J. Watt (5) had more.

### NFL SACK LEADERS / DEFENSIVE TACKLES

Player	Sacks
<b>Kawann Short, Car.</b>	<b>11.0</b>
Geno Atkins, Cin.	11.0
Aaron Donald, St.L	11.0
Gerald McCoy, T.B.	8.5
Jurrell Casey, Ten.	7.0

Short earned his first career Pro Bowl selection and was named NFC Defensive Player of the Week for Week Six, and was a two-time winner of NFC Defensive Player of the Month (October, December).

Short is the first player in franchise history to win multiple Player of the Month Awards in a season. Short is the first player to win multiple NFC Defensive Player of the Month Awards in a season since Green Bay's Charles Woodson in 2009 (September, November, December). He is the first defensive tackle in the NFL to win multiple Player of the Month Awards in a single season. Short joins Julius Peppers (three times) and Mike Rucker (two) as the only Panthers defensive linemen to be named Defensive Player of the Month.

Short earned the Defensive Player of Week award for his two sacks in a 27-23 win at Seattle.

In October, Short had five sacks, three passes defended and a forced fumble as the Panthers posted a 3-0 record. His five sacks were the most by a defensive tackle and tied for the second-most in the NFL during the month.

In December, Short had five sacks, five tackles for a loss, two forced fumbles and a fumble recovery as Carolina went 4-1. His five sacks during the month led all defensive tackles and his two forced fumbles tied for the most.





# THOMAS DAVIS

# 58

## LINEBACKER

**2014** Walter Payton NFL  
Man of the Year

**2016** Bart Starr  
Award

**CAPTAIN** of Defense  
that ranks:

**6<sup>th</sup>** **Total Defense**  
(322.9 yards / game)  
Panthers are 1 of 2 teams in the NFL with  
a top 10 defense in each of the past  
4 seasons

**6<sup>th</sup>** **Scoring Defense**  
(19.3 points / game)

**4<sup>th</sup>** **Rushing Defense**  
(88.3 yards/game)

**1<sup>st</sup>** **Takeaways**  
(39)

**1<sup>st</sup>** **Interceptions**  
(24)

**6<sup>th</sup>** **Sacks**  
(44)

### Panthers Career Leaders, Tackles

Player	Tackles	Seasons
Thomas Davis	954	2005 -
Mike Minter	953	1997 - 2006
Jon Beason	701	2007 - 2013

**123 Tackles in 2015**  
4th consecutive season  
of 115+ tackles

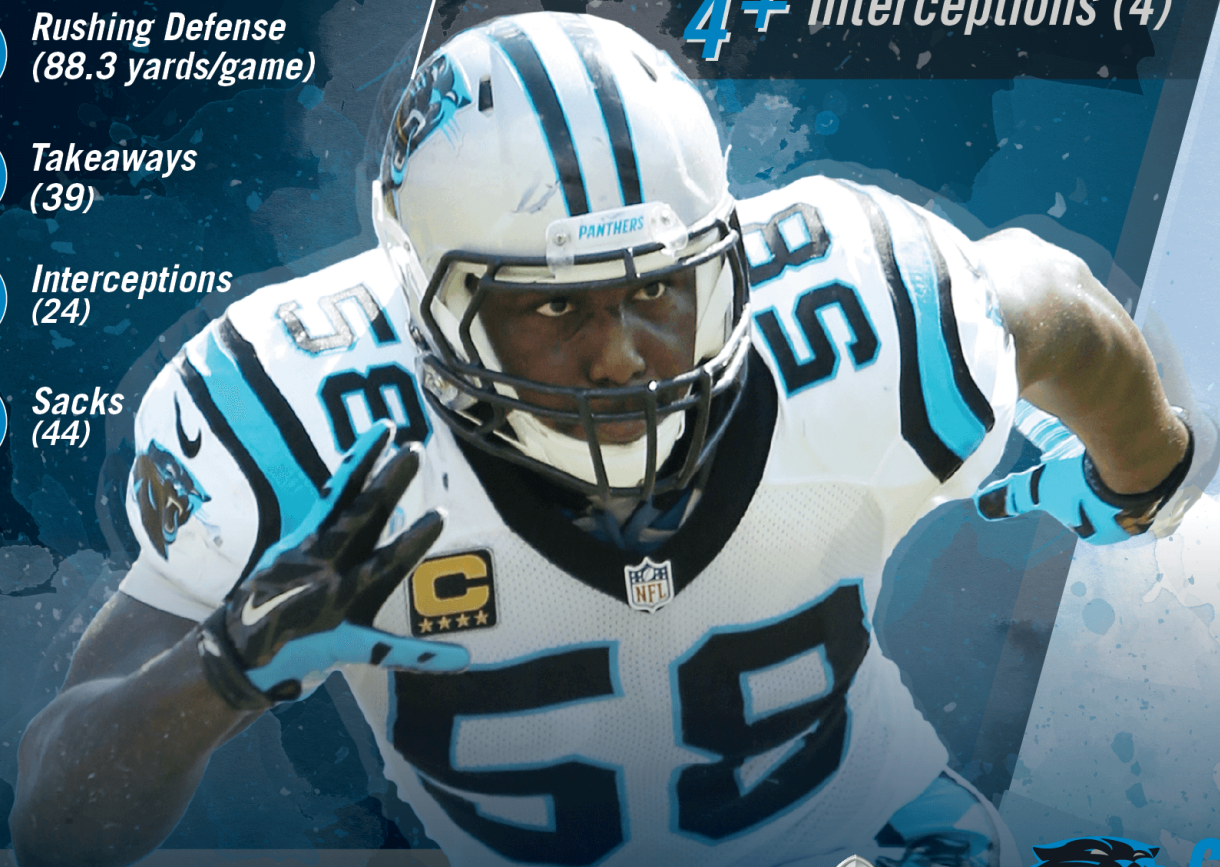
**{** 2015 - 16  
2014 - 15  
2013 - 14  
2012 - 13

The only player in the NFL with

**5+ Sacks (5.5)** Career High

**&**

**4+ Interceptions (4)**



One of 12 Finalists for Sports Illustrated  
Sportsman of the Year award



## DAVIS PERFORMING AT HIGH LEVEL

In 2015, linebacker Thomas Davis finished second on the team with 123 tackles and career-highs with 5.5 sacks and four interceptions. Davis was the only player in the NFL with five or more sacks and four or more interceptions.

Davis added four forced fumbles, two fumble recoveries and six passes defensed.

Davis' 123 tackles allowed him to set the Panthers all-time tackles record with 954, surpassing Mike Minter's 953 from 1997-2006.

### PANTHERS CAREER LEADERS, TACKLES

Player	Tackles	Seasons
<b>Thomas Davis</b>	<b>954</b>	<b>2005-</b>
Mike Minter	953	1997-2006
Jon Beason	701	2007-13
<b>Luke Kuechly</b>	<b>684</b>	<b>2012-</b>
Chris Gamble	558	2004-12
Mike Rucker	553	1997-2007

In his past 60 games, all starts, beginning in Week Five of 2012 vs. Seattle (10/7/12), Davis has averaged 8.55 tackles (513 tackles). He has 21 double-digit tackle games in that span, including four in 2015.

Davis has averaged 130 tackles per season over the last four seasons (521 from 2012-15), including a career-high 151 in 2013.



Linebacker Thomas Davis has averaged 130 tackles per season in the last four years and is the Panthers all-time leader with 954 tackles.

## KNOCK IT LOOSE

With his forced fumble in Week Fourteen vs. Atlanta (12/13/15), linebacker Thomas Davis was credited with his 15th career forced fumble, breaking a tie with Mike Rucker (1999-2007) for fourth-most in team history.

### PANTHERS CAREER LEADERS, FORCED FUMBLES

Player	FF	Seasons
Julius Peppers	29	2002-09
<b>Charles Johnson</b>	<b>17</b>	<b>2007-15</b>
Mike Minter	16	1997-2006
<b>Thomas Davis</b>	<b>15</b>	<b>2007-14</b>
Mike Rucker	14	1999-2007

## KUECHLY IS A TACKLING MACHINE

Despite missing three games in 2015, linebacker Luke Kuechly finished 12th in the NFL with 118 tackles according to press box stats.

He led the NFL in tackles in 2012 and 2014. In 2012, he became the first rookie since San Francisco's Patrick Willis in 2007 to lead the NFL in tackles. He finished fourth in 2013 with 156.

Since entering the NFL in 2012, press box crews have credited Kuechly with 591 tackles, the most in the NFL.

### NFL TACKLE LEADERS, 2012-15 (Press Box Stats)

Player	Tot	Sol	Ast
<b>Luke Kuechly, Car.</b>	<b>591</b>	<b>371</b>	<b>220</b>
Lavonte David, T.B.	576	404	172
D'Qwell Jackson, Ind.	548	309	239
Paul Posluszny, Jac.	503	378	125
Lawrence Timmons, Pit.	483	325	158

After film review, Panthers' coaches have credited Kuechly with 684 career tackles in just four seasons. His eight tackles in Week One at Jacksonville (9/14/15), allowed him to pass Mike Rucker (553 from 1997-2007) for fifth-most all-time in team history. In Week Six at Seattle (10/18/15), Kuechly's 16 tackles allowed him to pass Chris Gamble (558 from 2004-12) for fourth-most in team history.

Kuechly has racked up his tackle totals by owning three of the top five single-season tackle totals in team history, including a team-record 205 stops as a rookie in 2012.

### PANTHERS SINGLE-SEASON LEADERS, TACKLES (Coaches Film Review)

Player	Tackles	Seasons
<b>Luke Kuechly</b>	<b>205</b>	<b>2012</b>
<b>Luke Kuechly</b>	<b>176</b>	<b>2013</b>
James Anderson	174	2011
Jon Beason	169	2009
<b>Luke Kuechly</b>	<b>166</b>	<b>2014</b>



Linebacker Luke Kuechly has been among the NFL's tackle leaders in each of his four seasons. No one has more than his 591 stops since the start of 2012.

## KUECHLY AMONG LB LEADERS IN INTS

Since entering the NFL in 2012, Luke Kuechly has tallied 11 interceptions, the most among NFL linebackers during that time.

Kuechly's fellow Carolina linebacker Thomas Davis ranks sixth during that time with seven.

### NFL LEADERS, LINEBACKERS, INTERCEPTIONS, 2012-15

Team	INTs
<b>Luke Kuechly, Car.</b>	<b>11</b>
Lavonte David, T.B.	9
Karlos Dansby, Cle.	8
DeAndre Levy, Det.	8
Paul Posluszny, Jac.	8
<b>Thomas Davis, Car.</b>	<b>7</b>
Zach Brown, Ten.	6
Sean Lee, Dal.	6
Craig Robertson, Cle.	6
Lawrence Timmons, Pit.	6
Wesley Woodyard, Ten.	6

## PANTHERS TALLY 7 TAKEAWAYS VS. ARIZONA

Carolina forced Arizona into seven turnovers in the NFC Championship game (1/24/16), the most by any team in a playoff game since the Green Bay Packers had eight in the 2001 NFC Divisional Playoff at St. Louis (1/20/02).

Safety Kurt Coleman tallied two interceptions and linebacker Luke Kuechly intercepted a pass and returned it 22 yards for a touchdown, his second consecutive game with an interception return for a touchdown.

Kuechly is the first linebacker in the Super Bowl era with multiple interception return touchdowns in a single postseason, having also returned one 14 yards for a score in the NFC Divisional game vs. Seattle (1/17/16).



Linebacker Luke Kuechly scored two interception return touchdowns in the postseason, including one in the NFC Championship game vs. Arizona (1/24/16).

## KUECHLY IS THE MAN IN THE MIDDLE

Luke Kuechly has been a fixture in the middle for the Panthers since taking over the starting middle linebacker position in Week Five of 2012.

Since then, Kuechly has been on the field for nearly every play for the Panthers defense. Kuechly has played in 3,463 of a possible 3,852 regular season snaps (89.9%) at middle linebacker, including three and a half games missed due to a concussion.

Kuechly has made a difference for the Panthers defense since arriving to the team as the ninth overall choice in the 2012 NFL Draft. Carolina is one of two teams to field a top 10 defense in each of the last four seasons (2012-15).

Since the start of 2012, Carolina ranks third in the NFL in total defense (323.5 yards per game), fifth in rushing defense (99.7) and fifth in passing defense (223.6).

### PANTHERS DEFENSIVE RANKINGS SINCE START OF 2012

	Rank	Avg.
Yds/Game	3rd	324.3
Rush Yds/Game	3rd	99.4
Pass Yds/Game	5th	224.9

In Kuechly's 56 career games in the middle, he has averaged 11.55 tackles per game (647), recorded seven sacks, 11 interceptions, 25 passes defended, three forced fumbles and five fumble recoveries (based on coaches' film review).

## KUECHLY GOES BACK-TO-BACK WITH INTS

In Week Twelve vs. Dallas (11/26/15), linebacker Luke Kuechly became the first player since the Houston Oilers Marcus Robertson in 1997 to record interceptions on consecutive plays from scrimmage.

Late in the second quarter, Kuechly intercepted Dallas quarterback Tony Romo and returned the ball 32 yards to the end zone. It marked the first touchdown of Kuechly's NFL career.

On the next offensive play for Dallas, Kuechly added the second interception for a single-game career high. Kuechly is the first player to intercept an opponent on the first play from scrimmage after victimizing the same player with a pick-six since Cleveland's Clay Matthews in 1987.

Since entering the League in 2012, Kuechly leads all NFL linebackers with 11 interceptions.



Linebacker Luke Kuechly scored his first NFL touchdown on an interception return in Week Twelve at Dallas (11/26/15).

## NORMAN PLAYING AMONG THE BEST



Josh Norman

In 2015, cornerback Josh Norman recorded a career-high four interceptions, including two returned for touchdowns, and added 16 passes defended, three forced fumbles and two fumble recoveries.

Norman is the only player in franchise history to record four interceptions in the first four games of a season. Norman's two interception-return touchdowns are tied for the most in the NFL and he is the first cornerback with two interception touchdowns in the first four games of a season since Charles Woodson in 2008.

Norman's performance in the first three games of the season earned him his first career player of the month award, earning NFC Defensive Player of the Month for September. He is the first defensive back in team history to be named Defensive Player of the Month.

In September, he tallied two interceptions, including a 30-yard interception-return touchdown in Week One at Jacksonville (9/13/15) and added a forced fumble and fumble recovery in that game. Norman is the only player in the past 25 seasons to have an interception-return touchdown, a forced fumble and a fumble recovery on Kickoff Weekend.

In Week Three at New Orleans (9/27/15), Norman sealed a division win over New Orleans with an interception in the end zone with just over one minute remaining in the game and Carolina leading by

five points.

Norman built on the Player of the Month award, adding his first career NFC Defensive Player of the Week honors in Week Four at Tampa Bay (10/4/15).

Norman is the fourth Panther to win Defensive Player of the Week and Defensive Player of the Month Awards in the same season, joining Sam Mills (1995), Julius Peppers (2006, 2008) and Thomas Davis (2013).

Norman had two interceptions, including a 46-yard touchdown, three passes defended and four tackles in the Panthers' 37-23 win at Tampa Bay. His two interceptions (80 return yards) resulted in 14 points. Norman returned the first interception 46 yards for a touchdown and he returned his second interception 34 yards to Tampa Bay's 33-yard line to set up another touchdown.

According to football analytics website, *Pro Football Focus*, Norman allowed the third-lowest passer rating against in 2015.

### 2015 NFL CORNERBACK LEADERS, PASSER RATING AGAINST

(tabulated by *Pro Football Focus*)

Player	Passer	
	Rtg	Snaps
<b>Josh Norman, Car.</b>	<b>54.0</b>	<b>1,079</b>
Trumaine Johnson, St.L	55.3	931
Darrelle Revis, NYJ	56.5	900
Quinten Rollins, G.B.	58.4	334
Patrick Peterson, Ari.	61.8	1,011

## COLEMAN AMONG NFL INTERCEPTION LEADERS



Kurt Coleman

Safety Kurt Coleman led the Panthers and tied for third in the NFL with seven interceptions in 2015. Only Cincinnati's Reggie Nelson and Kansas City's Marcus Peters (8) had more.

The seven interceptions are a career-high for Coleman and tied for the second-most in a single season in Panthers history.

Coleman recorded an interception in five consecutive games earlier this season, a streak that began in Week Ten at Tennessee (11/15/15) and ran through the matchup in Week Fourteen vs. Atlanta (12/13/15).

### PANTHERS SINGLE-SEASON LEADERS, INTERCEPTIONS

Player	INTs	Seasons
Doug Evans	8	2001
<b>Kurt Coleman</b>	<b>7</b>	<b>2015</b>
Chris Gamble	7	2005
Chris Gamble	6	2004
Ken Lucas	6	2005
Brett Maxie	6	1995



**KEEP  
POUNDRING**

## GAÑO GETS HIS KICKS



Graham Gano

Kicker Graham Gano set the Panthers franchise record with 146 points in 2015, surpassing John Kasay's previous record of 145 in 1996.

Gano has 428 points as a member of the Panthers and is third place on the team's all-time points scored list behind Kasay (1,482 from 1995-2010), and wide receiver Steve Smith (454 from 2001-13).

Gano's 146 points in 2015 ranked second in the NFL behind New England's Stephen

Gostkowski (151).

### 2015 NFL LEADERS, PONTS

Player	Points
Stephen Gostkowski, NE.	151
<b>Graham Gano, Car.</b>	<b>146</b>
Chandler Cantanzaro, Ari.	137
Blair Walsh, Min.	135
Josh Brown, NYG	134

Gano converted 30-of-36 field goals in 2015. The 30 field goals are tied for fifth-most in the NFL and the third-most in a single season in Panthers history.

### PANTHERS SINGLE-SEASON LEADERS, FIELD GOALS

Player	FGs	Seasons
John Kasay	37	1996
John Kasay	32	2003
<b>Graham Gano</b>	<b>30</b>	<b>2015</b>
<b>Graham Gano</b>	<b>29</b>	<b>2014</b>

Gano kicked two game-winning field goals (final two minutes of the fourth quarter or in overtime) in 2015. The first came in Week

Eight vs. Indianapolis (11/2/15) when Gano kicked a 52-yard field goal in overtime to win the game. It was Gano's fifth career game-winning field goal and his first with the Panthers. Gano added his sixth career game-winning field goal in Week Fifteen at the New York Giants (12/20/15) when he kicked a 43-yard field goal as time expired.

Gano earned his first career Player of the Month Award, garnering NFC Special Teams Player of the Month for November after leading the NFL in scoring (62 points) and field goals (15) during the month. Gano was a perfect six-for-six on 48-plus yard field-goal attempts in November and had at least one successful 48-plus yard field goal in all five games. He converted both 50-plus yard field-goal attempts, including the game-winner against Indianapolis.

Gano joins John Kasay (two) as the only Panthers kickers to win Special Teams Player of the Month.

In addition to his field goal abilities, Gano has proved his worth in the field position game. Since the start of 2013, Gano leads the NFL with a 74.2 touchback percentage.


### 2013-2015 NFL LEADERS, TOUCHBACK PERCENTAGE

Player	KOs	TBs	TB%
<b>Graham Gano, Car.</b>	<b>260</b>	<b>193</b>	<b>74.2</b>
Brandon McManus, Den.	169	119	70.4
Pat McAfee, Ind.	256	178	69.5

In 2014, Gano placed 61 of his 79 kickoffs resulted in touchbacks. The 77.2 percent touchback rate was best in the League and his 61 kickoffs were the most in the NFC.

In 2013, 63 of Gano's 79 kickoffs resulted in touchbacks. His 79.7 touchback percentage was the top mark in the NFL that season and is the highest percentage in a season since Brad Daluiso in 1992 (81.3 percent).

## GOOD RETURNS FROM GINN



Ted Ginn, Jr.

In 2015, Ted Ginn, Jr. ranked second in the NFC and fifth in the NFL with a 10.3-yard punt return average on 27 returns with a long of 37. In each of the last six seasons, Ginn has stood fifth or higher in the NFC in punt return average.

In his previous stint with Carolina, Ginn set a Panthers franchise record and ranked sixth in the NFL in punt return average (12.2), becoming the first Panthers punt returner to rank in the top 10 since Mark

Jones in 2008 who finished seventh with an 11.4-yard average.

### PANTHERS SINGLE-SEASON PUNT RETURN LEADERS

Player	Avg.	Ret	Yds	Season
<b>Ted Ginn, Jr.</b>	<b>12.15</b>	<b>26</b>	<b>316</b>	<b>2013</b>
Winslow Oliver	11.50	52	598	1996
Mark Jones	11.40	39	443	2008
Eric Guliford	11.00	43	475	1995

Since entering the NFL in 2007, Ginn's 8,746 combined kick return

yards stand third in the NFL. He has returned seven of those kicks for touchdowns.

### COMBINED KICK RETURN YARDAGE LEADERS, 2007-15

Player	Tot Yds	Punt Yds	KO Yds	Tot Ret TD
Devin Hester, Atl.	9,254	2,915	6,339	14
Darren Sproles, Phi.	9,253	2,450	6,803	9
<b>Ted Ginn, Jr., Car.</b>	<b>8,746</b>	<b>2,295</b>	<b>6,451</b>	<b>7</b>
Brandon Tate, Cin.	6,095	1,415	4,680	3
Danny Amendola, N.E.	4,785	1,355	3,430	0

Ginn has consistently ranked among the League's leading return men. His 11.0-yard career punt return average ranks fourth in the NFL among active players.

### NFL PUNT RETURN LEADERS, ACTIVE PLAYERS

Player	PR Avg.	Returns	Yards	TDs
Devin Hester, Atl.	12.1	290	3,515	14
Julian Edelman, N.E.	12.0	142	1,697	4
Jeremy Ross, Oak.	11.2	77	864	1
<b>Ted Ginn, Jr., Car.</b>	<b>11.0</b>	<b>209</b>	<b>2,295</b>	<b>4</b>
Dwayne Harris, NYG	10.8	121	1,306	3

## CAROLINA ON MY MIND

The Carolina Panthers roster and coaching staff has a distinctive local feel in 2015. Four coaches and six players either hail from North Carolina or South Carolina or played collegiately in the Carolinas.

### Coaches with ties to the Carolinas (4)

Coach	Position
Joe Kenn	Strength and Conditioning
Ricky Proehl	Wide Receivers
Cameron Turner	Assistant Wide Receivers
Steve Wilks	Assistant Head Coach / Secondary

Hometown/College
Wake Forest University
Wake Forest University
The Citadel
Charlotte, N.C. / Appalachian State

### Players with ties to the Carolinas (6)

Player	Position	Hometown/College
Brenton Bersin	Wide Receiver	Charlotte, N.C. / Wofford College
Tre Boston	Safety	University of North Carolina
Jerricho Cotchery	Wide Receiver	North Carolina State University
Cortland Finnegan	Cornerback	Fayetteville, N.C.
Josh Norman	Cornerback	Greenwood, S.C. / Coastal Carolina University
Mike Tolbert	Fullback	Coastal Carolina University

## ROSTER RUNDOWN

Here's a look at Carolina's active roster following the 2015 regular season.

Rookies and first-year players	10
Players with three years or less NFL experience	23
Players age 30 or older	12
Players drafted by Carolina	19
Average age	26.6

#### Other roster notables

Original Draftees	19-Artis-Payne, Boston, Davis, Ealy, Funchess, Johnson, Kalil, Klein, Kuechly, Lotulelei, Mayo, Newton, Norman, Nortman, Short, Stewart, Thompson, Turner, D. Williams.
Oldest Player on roster	Jared Allen - 33 years old (04/03/82)
Youngest Player on roster	Devin Funchess - 21 years old (05/21/94)
Most experience	12 seasons - Three players, Jared Allen, Jerricho Cotchery, Dwan Edwards
Tallest player(s) on roster	Derek Anderson, Andrew Norwell, Daryl Williams - 6'6"
Shortest player(s) on roster	Robert McClain, Mike Tolbert - 5'9"
The college that is represented the most:	Four players from Ohio State - Corey Brown, Kurt Coleman, Ted Ginn, Jr., Andrew Norwell
Players not from FBS schools	8-Jared Allen (Idaho State), Brenton Bersin (Wofford), Ryan Delaire (Towson), Cortland Finnegan (Samford), Josh Norman (Coastal Carolina), Scott Simonson (Assumption), Mike Tolbert (Coastal Carolina), Brandon Wegher (Morningside College)

# CAROLINA PANTHERS 2015 TRANSACTIONS

6-Jan	TE	Mike McNeill	Reserve/Future Signing	1-Sep	WR	Kevin Norwood	Acquired in trade with Seattle in exchange for 2017 undisclosed draft choice
13-Jan	CB	Lou Young	Reserve/Future Signing				Waived
13-Jan	T	Martin Wallace	Reserve/Future Signing	1-Sep	WR	De'Andre Presley	Waived/injury settlement
13-Jan	DT	Micanor Regis	Reserve/Future Signing	1-Sep	DT	Micanor Regis	Waived/injury settlement
13-Jan	RB	Darrin Reaves	Reserve/Future Signing	1-Sep	T	Davonte Wallace	Waived/Injured
13-Jan	LB	Horace Miller	Reserve/Future Signing	1-Sep	CB	Melvin White	Waived/Injured
13-Jan	S	Kimario McFadden	Reserve/Future Signing	2-Sep	CB	Melvin White	Placed on Injured Reserve (Hamstring)
13-Jan	WR	Marcus Lucas	Reserve/Future Signing	2-Sep	T	Davonte Wallace	Placed on Injured Reserve (Head)
13-Jan	TE	Kevin Greene	Reserve/Future Signing	2-Sep	QB	Derek Anderson	Extension Signing
13-Jan	G	Derek Dennis	Reserve/Future Signing	3-Sep	CB	Melvin White	Waived/injury settlement
14-Jan	WR	Stephen Hill	Reserve/Future Signing	5-Sep	DT	Chas Alecxi	Waived
15-Jan	WR	Mike Brown	Reserve/Future Signing	5-Sep	S	Marcus Ball	Waived
17-Feb	G	Chris Scott	Extension Signing	5-Sep	WR	Brenton Bersin	Waived
17-Feb	S	Thomas DeCoud	Released	5-Sep	LB	Brian Blechen	Waived
3-Mar	DT	Colin Cole	Extension Signing	5-Sep	WR	Mike Brown	Waived
6-Mar	TE	Greg Olsen	Extension Signing	5-Sep	CB	Carrington Byndom	Waived
6-Mar	T	Michael Oher	Free Agent Signing	5-Sep	WR	Damiere Byrd	Waived
9-Mar	QB	Joe Webb	Extension Signing	5-Sep	DE	Rakim Cox	Waived
9-Mar	WR	Ted Ginn, Jr.	Free Agent Signing	5-Sep	CB	Lou Young	Waived
10-Mar	DT	Dwan Edwards	Extension Signing	5-Sep	C	Brian Folkerts	Waived/Injured
11-Mar	RB	DeAngelo Williams	Released	5-Sep	T	David Foucault	Waived
12-Mar	TE	Ed Dickson	Free Agent Re-Signing	5-Sep	LB	Adarius Glanton	Waived
13-Mar	CB	Teddy Williams	Free Agent Signing	5-Sep	CB	T.J. Heath	Waived
16-Mar	TE	Mike McNeill	Released	5-Sep	TE	Marcus Lucas	Waived
16-Mar	S	Kurt Coleman	Unrestricted Free Agent Signing (KC)	5-Sep	C	Jordan McCray	Waived
27-Mar	T	Jonathan Martin	Waiver Claim (SF)	5-Sep	DT	Terry Redden	Waived
27-Mar	WR	Jarrett Boykin	Free Agent Signing	5-Sep	TE	Scott Simonson	Waived
30-Mar	RB	Jordan Todman	Free Agent Signing	5-Sep	G	Martin Wallace	Waived
31-Mar	LB	Jason Trusnik	Unrestricted Free Agent Signing (MIA)	5-Sep	CB	Lou Young	Waived
1-Apr	LB	Horace Miller	Waived	5-Sep	C	Brian Folkerts	Waived/Injured
1-Apr	G	Derek Dennis	Waived	5-Sep	G	Ricky Henry	Released
9-Apr	CB	Charles Tillman	Unrestricted Free Agent Signing (CHI)	5-Sep	RB	Jordan Todman	Released
30-Apr	LB	Shaq Thompson	Drafted (1)	5-Sep	LB	Jason Trusnik	Released
1-May	WR	Devin Funchess	Drafted (2)	5-Sep	DE	Arthur Miley	Placed on Injured/Reserve (Knee)
2-May	T	Daryl Williams	Drafted (4)	6-Sep	WR	Brenton Bersin	Practice Squad Signing
2-May	LB	David Mayo	Drafted (5a)	6-Sep	LB	Brian Blechen	Practice Squad Signing
2-May	RB	Cameron Artis-Payne	Drafted (5b)	6-Sep	CB	Carrington Byndom	Practice Squad Signing
8-May	LB	Brian Blechen	Undrafted Rookie Signing	6-Sep	WR	Damiere Byrd	Practice Squad Signing
8-May	WR	Damiere Byrd	Undrafted Rookie Signing	6-Sep	DE	Rakim Cox	Practice Squad Signing
8-May	DT	Darius Cummings	Undrafted Rookie Signing	6-Sep	T	David Foucault	Practice Squad Signing
8-May	S	Dean Marlowe	Undrafted Rookie Signing	6-Sep	LB	Adarius Glanton	Practice Squad Signing
8-May	DE	Arthur Miley	Undrafted Rookie Signing	6-Sep	TE	Scott Simonson	Practice Squad Signing
8-May	DE	Steve Miller	Undrafted Rookie Signing	6-Sep	CB	Lou Young	Practice Squad Signing
8-May	CB	Gary Peters	Undrafted Rookie Signing	7-Sep	DT	Chas Alecxi	Practice Squad Signing
8-May	DT	Terry Redden	Undrafted Rookie Signing	9-Sep	CB	Carrington Byndom	Terminated from practice squad
8-May	RB	Brandon Wegher	Undrafted Rookie Signing	9-Sep	C	Shane McDermott	Practice Squad Signing
8-May	P	Matt Wile	Undrafted Rookie Signing	11-Sep	LB	Luke Kuechly	Extension Signing
11-May	FB	Lee Ward	Undrafted Rookie Signing	16-Sep	C	Shane McDermott	Terminated from practice squad
11-May	TE	Jamie Childers	Free Agent Signing	16-Sep	C	Eric Kush	Practice Squad Signing
11-May	DE	Rakim Cox	Free Agent Signing	17-Sep	G	Fernando Velasco	Free Agent Signing
11-May	G	Jordan McCray	Free Agent Signing	17-Sep	T	Nate Chandler	Placed on Injured/Reserve (Knee)
11-May	C	Ronald Patrick	Free Agent Signing	19-Sep	WR	Damiere Byrd	Terminated from practice squad
11-May	DT	Darius Cummings	Waived	19-Sep	T	Pierce Burton	Practice Squad Signing
20-May	G	Edmund Kugbila	Waived	22-Sep	LB	Brian Blechen	Terminated from practice squad
20-May	DT	Chas Alecxi	Free Agent Signing	22-Sep	WR	Damiere Byrd	Practice Squad Signing
21-May	S	Kimario McFadden	Waived	26-Sep	TE	Brandon Williams	Waived
21-May	S	Marcus Ball	Free Agent Signing	26-Sep	WR	Brenton Bersin	Signed to the active roster from practice squad
2-Jun	CB	Jacquel Skinner	Free Agent Signing	29-Sep	DE	Jared Allen	Acquired in trade with Chicago in exchange for 2016 undisclosed draft choice
2-Jun	TE	Kevin Greene	Waived				Placed on Injured/Reserve – Designated For Return (Hamstring)
3-Jun	QB	Cam Newton	Extension Signing	29-Sep	DE	Charles Johnson	Placed on Injured/Reserve – Designated For Return (Hamstring)
10-Jun	P	Matt Wile	Waived				Released
10-Jun	TE	Scott Simonson	Free Agent Signing	30-Sep	DT	Colin Cole	Released
15-Jun	CB	Jocquel Skinner	Waived	30-Sep	DE	Ryan Delaire	Signed to the active roster from Washington's practice squad
15-Jun	CB	Chris Houston	Free Agent Signing				Waived
15-Jun	LB	Thomas Davis	Extension Signing	3-Oct	DE	Wes Horton	Waived
17-Jun	G	Ronald Patrick	Waived	3-Oct	T	David Foucault	Signed to the active roster from the practice squad
17-Jun	G	Tyrone Green	Placed on Injured Reserve (Achilles)	6-Oct	DE	Wes Horton	Free Agent Signing
17-Jun	G	Ricky Henry	Free Agent Signing	6-Oct	T	David Foucault	Waived
28-Jul	T	Tony Hills	Free Agent Signing	8-Oct	T	David Foucault	Practice Squad Signing
28-Jul	T	Davonte Wallace	Free Agent Signing	23-Oct	TE/FB	Richie Brockel	Placed on Injured/Reserve (Hamstring)
28-Jul	RB	Darrin Reaves	Waived	23-Oct	TE	Scott Simonson	Signed to the active roster from the practice squad
30-Jul	TE	Brandon Williams	Declared Physically Unable To Perform	27-Oct	TE	Nate Aske	Practice Squad Signing
30-Jul	WR/CB	De'Andre Presley	Declared Physically Unable To Perform	27-Oct	C	Reese Dismukes	Practice Squad Signing
30-Jul	P	Matt Wile	Free Agent Signing	27-Oct	G	Eric Kush	Terminated from practice squad
30-Jul	CB	Gary Peters	Waived	11-Nov	DE	Charles Johnson	Returned to practice
30-Jul	T	Jonathan Martin	Reserve/Did Not Report	16-Nov	TE/FB	Richie Brockel	Waived from injured reserve
30-Jul	WR	Avius Capers	Free Agent Signing	20-Nov	T	Davonte Wallace	Waived from injured reserve
2-Aug	WR	Stephen Hill	Waived/Injured	23-Nov	WR	Stephen Hill	Suspended
2-Aug	WR	Paul Browning	Free Agent Signing	23-Nov	DE	Wes Horton	Suspended
3-Aug	WR	Stephen Hill	Placed on Injured Reserve (Knee)	23-Nov	CB	Ras-I Dowling	Practice Squad Signing
4-Aug	CB	Chris Houston	Retired	23-Nov	C	Reese Dismukes	Terminated from practice squad
5-Aug	P	Matt Wile	Waived	24-Nov	DE	Charles Johnson	Activated from Injured/Reserve – Designated For Return
5-Aug	T	Jonathan Martin	Retired				Practice Squad Signing
5-Aug	DT	Kenny Horsley	Free Agent Signing	24-Nov	C	Reese Dismukes	Terminated from practice squad
5-Aug	CB	T.J. Heath	Free Agent Signing	24-Nov	T	Pierce Burton	Terminated from practice squad
17-Aug	P	Matt Wile	Free Agent Signing	24-Nov	DE	Frank Alexander	Suspended
17-Aug	TE	Jamie Childers	Waived/Injured	25-Nov	G	Amini Silatolu	Placed on Injured/Reserve (Knee)
18-Aug	TE	Jamie Childers	Placed on Injured Reserve (arm)	25-Nov	LS	Danny Aiken	Free Agent Signing
20-Aug	TE	Jamie Childers	Waived/injury settlement	30-Nov	CB	Cortland Finnegan	Free Agent Signing
24-Aug	TE	Dallas Walker	Free Agent Signing	1-Dec	LB	Brian Blechen	Practice Squad Signing
24-Aug	DE	Frank Alexander	Waived/Injured	15-Dec	CB	Robert McClain	Free Agent Signing
25-Aug	DE	Frank Alexander	Placed on Injured Reserve (Achilles)	15-Dec	CB	Bené Benwikere	Placed on Injured/Reserve (Leg)
26-Aug	TE	Brandon Williams	Passed physical	21-Dec	DE	Wes Horton	Suspension lifted
30-Aug	T	Tony Hills	Released	21-Dec	DE	Wes Horton	Roster exemption
30-Aug	WR	Paul Browning	Waived	28-Dec	DE	Wes Horton	Waived
30-Aug	WR	Avius Capers	Waived	5-Jan	CB	Charles Tillman	Placed on Injured/Reserve (Knee)
30-Aug	DE	Steve Miller	Waived	5-Jan	CB	Lou Young	Signed to the active roster from the practice squad
30-Aug	LB	Kevin Reddick	Waived	6-Jan	DE	Wes Horton	Practice Squad Signing
30-Aug	TE	Dallas Walker	Waived				
30-Aug	FB	Lee Ward	Waived				
30-Aug	P	Matt Wile	Waived				
1-Sep	WR	Kelvin Benjamin	Placed on Injured Reserve (Knee)				
1-Sep	WR	Jarrett Boykin	Waived				
1-Sep	DT	Kenny Horsley	Waived				
1-Sep	S	Robert Lester	Waived				

# CAROLINA PANTHERS UNOFFICIAL DEPTH CHART

## OFFENSE

<b>WR</b>	19 Ted Ginn, Jr.	<u>17 Devin Funchess</u>	81 Kevin Norwood
<b>LT</b>	73 Michael Oher	<u>60 Daryl Williams</u>	
<b>LG</b>	68 Andrew Norwell	79 Chris Scott	
<b>C</b>	67 Ryan Kalil	61 Fernando Velasco	
<b>RG</b>	70 Trai Turner	79 Chris Scott	61 Fernando Velasco
<b>RT</b>	74 Mike Remmers	<u>60 Daryl Williams</u>	
<b>TE</b>	88 Greg Olsen	84 Ed Dickson	80 Scott Simonson
<b>WR</b>	10 Corey Brown	82 Jerricho Cotchery	11 Brenton Bersin
<b>QB</b>	1 Cam Newton	3 Derek Anderson	14 Joe Webb
<b>FB</b>	35 Mike Tolbert		
<b>RB</b>	28 Jonathan Stewart	43 Fozzy Whittaker	<u>34 Cameron Artis-Payne</u> <u>32 Brandon Wegher</u>

## DEFENSE

<b>LDE</b>	95 Charles Johnson	94 Kony Ealy	97 Mario Addison
<b>LDT</b>	98 Star Lotulelei	93 Kyle Love	
<b>RDT</b>	99 Kawann Short	92 Dwan Edwards	
<b>RDE</b>	69 Jared Allen	<u>91 Ryan Delaire</u>	
<b>SLB</b>	<u>54 Shaq Thompson</u>	56 A.J. Klein	
<b>MLB</b>	59 Luke Kuechly	53 Ben Jacobs	<u>55 David Mayo</u>
<b>WLB</b>	58 Thomas Davis	56 A.J. Klein	
<b>LCB</b>	27 Robert McClain	26 Cortland Finnegan	22 Lou Young
<b>RCB</b>	24 Josh Norman	21 Teddy Williams	
<b>SS</b>	41 Roman Harper	<u>29 Dean Marlowe</u>	
<b>FS</b>	20 Kurt Coleman	33 Tre Boston	42 Colin Jones

## SPECIAL TEAMS

<b>PK</b>	9 Graham Gano	
<b>P</b>	8 Brad Nortman	
<b>KO</b>	9 Graham Gano	
<b>H</b>	8 Brad Nortman	
<b>PR</b>	19 Ted Ginn, Jr.	27 Robert McClain
<b>KOR</b>	43 Fozzy Whittaker	14 Joe Webb
<b>LS</b>	44 J.J. Jansen	

ROOKIES Underlined

## PANTHERS COACHING STAFF

Ron Rivera (head coach); Steve Wilks (assistant head coach/secondary); Sean McDermott (defensive coordinator); Mike Shula (offensive coordinator); Bruce DeHaven (special teams coordinator); Jason Benuche (assistant strength and conditioning); Ray Brown (assistant offensive line); Ken Dorsey (quarterbacks); Curtis Fuller (assistant special teams/nickelbacks) Pete Hoener (tight ends); Al Holcomb (linebackers); Joe Kenn (strength and conditioning); John Matsko (offensive line); Sam Mills III (assistant defensive line); Ricky Proehl (wide receivers); Russ Purnell (special teams assistant); Richard Rodgers (assistant defensive backs); Jim Skipper (running backs); Cameron Turner (assistant wide receivers); Eric Washington (defensive line).

## PANTHERS PRONUNCIATION

Ryan DELAIRE .....	duh-LAIR	Star LOTULELEI .....	lo-TOO-leh-lay
KONY EALY .....	COE-knee EE-lee	KAWANN Short .....	KAY-won
Devin FUNCHESS .....	FUN-chess	TRAI Turner .....	Trey
Graham GANO .....	guh-KNOW	Brandon WEGHER .....	WAY-gir
Luke KUECHLY .....	KEEK-lee		



# CAROLINA PANTHERS ALPHABETICAL ROSTER

No	Name	Pos	Ht	Wt	DOB	Age	Exp	College	Hometown	How Acq	GP/GS/DNP/IA
97	Addison, Mario	DE	6-3	260	09/06/87	28	5	Troy	Tarrant, Ala.	FA '12	14/0/0/2
69	Allen, Jared	DE	6-6	270	04/03/82	33	12	Idaho State	Los Gatos, Calif.	TR '15 (CHI)	12/12/0/1
3	Anderson, Derek	QB	6-6	230	06/15/83	32	11	Oregon State	Scappoose, Ore	FA '11	3/0/13/0
34	Artis-Payne, Cameron	RB	5-10	220	06/23/90	25	R	Auburn	Harrisburg, Pa.	D5b '15	7/0/2/7
11	Bersin, Brenton	WR	6-3	210	05/09/90	25	2	Wofford College	Charlotte, N.C.	FA '13	9/2/0/5
33	Boston, Tre	S	6-1	210	06/25/92	23	2	North Carolina	Fort Myers, Fla.	D4 '14	16/1/0/0
10	Brown, Corey	WR	5-11	185	12/16/91	24	2	Ohio State	Upper Darby, Pa.	FA '14	14/11/0/2
20	Coleman, Kurt	S	5-11	200	04/01/88	27	6	Ohio State	Clayton, Ohio	UFA '15 (KC)	15/15/0/1
82	Cotchery, Jerricho	WR	6-1	205	06/16/82	33	12	North Carolina State	Birmingham, Ala.	UFA '14 (PIT)	14/3/0/2
58	Davis, Thomas	LB	6-1	235	03/22/83	32	11	Georgia	Shellman, Ga.	D1 '05	16/16/0/0
91	Delaire, Ryan	DE	6-4	265	01/17/92	24	R	Towson	Windsor, Conn.	FA '15	9/0/0/4
84	Dickson, Ed	TE	6-4	255	07/25/87	28	6	Oregon	Bellflower, Calif.	UFA '14 (BAL)	16/11/0/0
94	Ealy, Kony	DE	6-4	275	12/21/91	24	2	Missouri	New Madrid, Mo.	D2 '14	16/9/0/0
92	Edwards, Dwan	DT	6-3	305	05/16/81	34	12	Oregon State	Columbus, Mont.	FA '12	12/0/0/4
26	Finnegan, Cortland	CB	5-10	190	02/02/84	32	10	Samford	Milton, Fla.	FA '15	5/0/0/0
17	Funchess, Devin	WR	6-4	225	05/21/94	21	R	Michigan	Farmington, Mich.	D2 '15	16/5/0/0
9	Gano, Graham	K	6-2	205	04/09/87	28	6	Florida State	Cantonment, Fla.	FA '12	16/0/0/0
19	Ginn, Jr., Ted	WR	5-11	185	04/12/85	30	9	Ohio State	Cleveland, Ohio	FA '15	15/13/0/1
41	Harper, Roman	S	6-1	205	12/11/82	33	10	Alabama	Prattville, Ala.	FA '14	16/16/0/0
53	Jacobs, Ben	LB	6-4	240	04/17/88	27	3	Fresno State	Las Vegas, Nev.	FA '13	16/0/0/0
44	Jansen, J.J.	LS	6-2	240	01/20/86	30	8	Notre Dame	Phoenix, Ariz.	TR '09 (GB)	16/0/0/0
95	Johnson, Charles	DE	6-2	282	07/10/86	29	9	Georgia	Hawkinsville, Ga.	D3 '07	9/9/0/0
42	Jones, Colin	S	6-0	205	10/27/87	28	5	TCU	Bridgeport, Texas	TR '12 (SF)	15/3/0/1
67	Kail, Ryan	C	6-2	300	03/29/85	30	9	Southern California	Corona, Calif.	D2b '07	15/15/0/1
56	Klein, A.J.	LB	6-1	240	07/30/91	24	3	Iowa State	Kimberly, Wis.	D5 '13	15/6/0/1
59	Kuechly, Luke	LB	6-3	238	04/20/91	24	4	Boston College	Cincinnati, Ohio	D1 '12	13/13/0/3
98	Lotulelei, Star	DT	6-2	320	12/20/89	26	3	Utah	South Jordan, Utah	D1 '13	14/14/0/2
93	Love, Kyle	DT	6-1	315	11/18/86	29	4	Mississippi State	College Park, Ga.	FA '14	15/2/0/1
29	Marlowe, Dean	S	6-1	205	07/25/92	23	R	James Madison	Queens, N.Y.	FA '15	4/0/0/12
55	Mayo, David	LB	6-2	240	08/08/93	22	R	Texas State	Scappoose, Ore	D5a '15	12/0/0/4
27	McClain, Robert	CB	5-9	195	07/22/88	27	5	Connecticut	Lusby, Md.	FA '15	3/0/0/0
1	Newton, Cam	QB	6-5	245	05/11/89	26	5	Auburn	College Park, Ga.	D1 '11	16/16/0/0
24	Norman, Josh	CB	6-0	195	12/15/87	28	4	Coastal Carolina	Greenwood, S.C.	D5 '12	16/16/0/0
8	Nortman, Brad	P	6-2	215	09/12/89	26	4	Wisconsin	Brookfield, Wis.	D6 '12	16/0/0/0
68	Norwell, Andrew	G	6-6	325	10/25/91	24	2	Ohio State	Cincinnati, Ohio	FA '14	13/13/0/3
81	Norwood, Kevin	WR	6-2	200	09/23/89	26	2	Alabama	D'iberville, Miss.	TR '15 (SEA)	1/0/0/15
73	Oher, Michael	T	6-4	315	04/28/86	29	7	Mississippi	Memphis, Tenn.	FA '15	16/16/0/0
88	Olsen, Greg	TE	6-5	253	03/11/85	30	9	Miami (Fla.)	Wayne, N.J.	TR '11 (CHI)	16/16/0/0
74	Remmers, Mike	T	6-5	305	04/11/89	26	3	Oregon State	Portland, Ore.	FA '14	16/16/0/0
79	Scott, Chris	G	6-4	340	08/04/87	28	4	Tennessee	Hampton, Ga.	FA '14	13/0/3/0
99	Short, Kawann	DT	6-3	315	02/02/89	27	3	Purdue	East Chicago, Ind.	D2 '13	16/16/0/0
80	Simonson, Scott	TE	6-5	250	04/13/92	23	1	Assumption College	Middletown, N.J.	FA '15	9/0/0/2
28	Stewart, Jonathan	RB	5-10	235	03/21/87	28	8	Oregon	Lacey, Wash.	D1a '08	13/13/0/3
54	Thompson, Shaq	LB	6-0	230	04/21/94	21	R	Washington	Sacramento, Calif.	D1 '15	14/10/0/2
35	Tolbert, Mike	FB	5-9	250	11/23/85	30	8	Coastal Carolina	Douglasville, Ga.	UFA '12 (SD)	16/3/0/0
70	Turner, Trai	G	6-3	320	06/14/93	22	2	Louisiana State	New Orleans, La.	D3 '14	16/16/0/0
61	Velasco, Fernando	C	6-4	310	02/22/85	30	6	Georgia	Louisville, Ga.	FA '15	10/1/5/0
14	Webb, Joe	QB	6-4	235	11/14/86	29	6	UAB	Birmingham, Ala.	UFA '14 (MIN)	16/0/0/0
32	Wegher, Brandon	RB	5-10	215	12/09/90	25	R	Morningside College	Sioux City, Iowa	FA '15	1/0/0/15
43	Whittaker, Fozy	RB	5-10	205	02/02/89	27	3	Texas	Pearland, Texas	FA '14	15/1/0/1
60	Williams, Daryl	T	6-6	335	08/31/92	23	R	Oklahoma	Lake Dallas, Texas	D4 '15	10/2/1/5
21	Williams, Teddy	CB	6-1	210	07/03/88	27	4	Texas-San Antonio	Tyler, Texas	FA '15	16/0/0/0
22	Young, Lou	CB	6-1	205	10/09/91	24	1	Georgia Tech	Washington, D.C.	FA '14	0/0/0/0

## Reserve / Injured (9)

90	Alexander, Frank	DE	6-4	270	12/17/89	26	3	Oklahoma	Baton Rouge, La.	D4a '12	0/0/0/0
13	Benjamin, Kelvin	WR	6-5	245	02/05/91	25	2	Florida State	Belle Glade, Fla.	D1 '14	0/0/0/0
25	Benwikere, Bené	CB	6-0	195	09/03/91	24	2	San Jose State	Gardena, Calif.	D5 '14	13/4/0/0
78	Chandler, Nate	T	6-4	315	06/01/89	26	4	UCLA	San Diego, Calif.	FA '12	0/0/0/1
69	Green, Tyrone	G	6-2	320	04/06/86	29	5	Auburn	Pensacola, Fla.	FA '15	0/0/0/0
87	Hill, Stephen	WR	6-4	215	04/25/91	24	3	Georgia Tech	Lithonia, Ga.	FA '14	0/0/0/0
71	Miley, Arthur	DE	6-6	265	03/03/93	22	R	Southern	Mangham, La.	FA '15	0/0/0/0
66	Silatolu, Amini	G	6-4	320	09/16/88	27	4	Midwestern State	Tracy, Calif.	D2 '12	9/3/0/1
31	Tillman, Charles	CB	6-2	210	02/23/81	34	13	Louisiana-Lafayette	Copperas Cove, Texas	UFA '15 (CHI)	12/12/0/4

## Reserve / Suspended (1)

90	Alexander, Frank	DE	6-4	270	12/17/89	26	3	Oklahoma	Baton Rouge, La.	D4a '12	0/0/0/0
----	------------------	----	-----	-----	----------	----	---	----------	------------------	---------	---------

## Practice Squad (10)

65	Alecxi, Chas	DT	6-4	295	02/10/89	27	1	Pittsburgh	Lancaster, Pa.	FA '15	0/0/0/0
85	Askew, Nate	TE	6-4	250	08/20/91	24	1	Texas A&M	San Antonio Texas	FA '15	0/0/0/0
36	Ball, Marcus	S	6-1	220	07/21/87	28	2	Memphis	Stone Mountain, Ga.	FA '15	0/0/0/0
50	Blechen, Brian	LB	6-2	225	09/30/91	24	R	Utah	Moorpark, Calif.	FA '15	0/0/0/0
18	Byrd, Damiere	WR	5-9	175	01/27/93	23	R	South Carolina	Erial, N.J.	FA '15	0/0/0/0
77	Cox, Rakim	DE	6-4	260	02/12/91	25	1	Villanova	San Diego, Calif.	FA '15	0/0/0/0
62	Dismukes, Reese	C	6-3	295	10/20/92	23	R	Auburn	Spanish Fort, Ala.	FA '15	0/0/0/0
37	Dowling, Ras-I	CB	6-1	210	05/09/88	27	3	Virginia	Chesapeake, Va.	FA '15	0/0/0/0
63	Foucault, David	T	6-8	320	01/07/89	27	2	Montreal	LaSalle, Quebec (Canada)	FA '14	0/0/1/0
96	Horton, Wes	DE	6-5	270	12/17/89	26	3	Southern California	Sherman Oaks, Calif.	FA '15	8/2/0/1

# CAROLINA PANTHERS NUMERICAL ROSTER

No	Name	Pos	Ht	Wt	DOB	Age	Exp	College	Hometown	How Acq	GP/GS/DNP/IA
1	Cam Newton	QB	6-5	245	05/11/89	26	5	Auburn	College Park, Ga.	D1 '11	16/16/0/0
3	Derek Anderson	QB	6-6	230	06/15/83	32	11	Oregon State	Scappoose, Ore	FA '11	3/0/13/0
8	Brad Nortman	P	6-2	215	09/12/89	26	4	Wisconsin	Brookfield, Wis.	D6 '12	16/0/0/0
9	Graham Gano	K	6-2	205	04/09/87	28	6	Florida State	Cantonment, Fla.	FA '12	16/0/0/0
10	Corey Brown	WR	5-11	185	12/16/91	24	2	Ohio State	Upper Darby, Pa.	FA '14	14/11/0/2
11	Brenton Bersin	WR	6-3	210	05/09/90	25	2	Wofford College	Charlotte, N.C.	FA '13	9/2/0/5
14	Joe Webb	QB	6-4	235	11/14/86	29	6	UAB	Birmingham, Ala.	FA '14 (MIN)	16/0/0/0
17	Devin Funchess	WR	6-4	225	05/21/94	21	R	Michigan	Farmington, Mich.	D2 '15	16/5/0/0
19	Ted Ginn, Jr.	WR	5-11	185	04/12/85	30	9	Ohio State	Cleveland, Ohio	FA '15	15/13/0/1
20	Kurt Coleman	S	5-11	200	04/01/88	27	6	Ohio State	Clayton, Ohio	UFA '15 (KC)	15/15/0/1
21	Teddy Williams	CB	6-1	210	07/03/88	27	4	Texas-San Antonio	Tyler, Texas	FA '15	16/0/0/0
22	Lou Young	CB	6-1	205	10/09/91	24	1	Georgia Tech	Washington, D.C.	FA '14	0/0/0/0
24	Josh Norman	CB	6-0	195	12/15/87	28	4	Coastal Carolina	Greenwood, S.C.	D5 '12	16/16/0/0
26	Cortland Finnegan	CB	5-10	190	02/02/84	32	10	Samford	Milton, Fla.	FA '15	5/0/0/0
27	Robert McClain	CB	5-9	195	07/22/88	27	5	Connecticut	Lusby, Md.	FA '15	3/0/0/0
28	Jonathan Stewart	RB	5-10	235	03/21/87	28	8	Oregon	Lacey, Wash.	D1a '08	13/13/0/3
29	Dean Marlowe	S	6-1	205	07/25/92	23	R	James Madison	Queens, N.Y.	FA '15	4/0/0/12
32	Brandon Wegher	RB	5-10	215	12/09/90	25	R	Morningside College	Sioux City, Iowa	FA '15	1/0/0/15
33	Tre Boston	S	6-1	210	06/25/92	23	2	North Carolina	Fort Myers, Fla.	D4 '14	16/1/0/0
34	Cameron Artis-Payne	RB	5-10	220	06/23/90	25	R	Auburn	Harrisburg, Pa.	D5b '15	7/0/2/7
35	Mike Tolbert	FB	5-9	245	11/23/85	30	8	Coastal Carolina	Douglasville, Ga.	UFA '12 (SD)	16/3/0/0
41	Roman Harper	S	6-1	205	12/11/82	33	10	Alabama	Prattville, Ala.	UFA '14 (NO)	16/16/0/0
42	Colin Jones	S	6-0	205	10/27/87	28	5	TCU	Bridgeport, Texas	TR '12 (SF)	15/3/0/1
43	Fozzy Whittaker	RB	5-10	205	02/02/89	27	3	Texas	Pearland, Texas	FA '14	15/1/0/1
44	J.J. Jansen	LS	6-2	240	01/20/86	30	8	Notre Dame	Phoenix, Ariz.	TR '09 (GB)	16/0/0/0
53	Ben Jacobs	LB	6-4	240	04/17/88	27	3	Fresno State	Las Vegas, Nev.	FA '13	16/0/0/0
54	Shaq Thompson	LB	6-0	230	04/21/94	21	R	Washington	Sacramento, Calif.	D1 '15	14/10/0/2
55	David Mayo	LB	6-2	240	08/08/93	22	R	Texas State	Scappoose, Ore	D5a '15	12/0/0/4
56	A.J. Klein	LB	6-1	245	07/30/91	24	3	Iowa State	Kimberly, Wis.	D5 '13	15/6/0/1
58	Thomas Davis	LB	6-1	235	03/22/83	32	11	Georgia	Shellman, Ga.	D1 '05	16/16/0/0
59	Luke Kuechly	LB	6-3	238	04/20/91	24	4	Boston College	Cincinnati, Ohio	D1 '12	13/13/0/3
60	Daryl Williams	T	6-6	335	08/31/92	23	R	Oklahoma	Lake Dallas, Texas	D4 '15	10/2/1/5
61	Fernando Velasco	C	6-4	310	02/22/85	30	6	Georgia	Louisville, Ga.	FA '15	10/15/0/0
67	Ryan Kalil	C	6-2	300	03/29/85	30	9	Southern California	Corona, Calif.	D2b '07	15/15/0/1
68	Andrew Norwell	G	6-6	325	10/25/91	24	2	Ohio State	Cincinnati, Ohio	FA '14	13/13/0/3
69	Jared Allen	DE	6-6	270	04/03/82	33	12	Idaho State	Los Gatos, Calif.	TR '15 (CHI)	12/12/0/1
70	Trai Turner	G	6-3	320	06/14/93	22	2	Louisiana State	New Orleans, La.	D3 '14	16/16/0/0
73	Michael Oher	T	6-4	315	04/28/86	29	7	Mississippi	Memphis, Tenn.	FA '15	16/16/0/0
74	Mike Remmers	T	6-5	305	04/11/89	26	3	Oregon State	Portland, Ore.	FA '14	16/16/0/0
79	Chris Scott	G	6-4	340	08/04/87	28	4	Tennessee	Hampton, Ga.	FA '14	13/0/3/0
80	Scott Simonson	TE	6-5	250	04/13/92	23	1	Assumption College	Middletown, N.J.	FA '15	9/0/0/2
81	Kevin Norwood	WR	6-2	200	09/23/89	26	2	Alabama	D'iberville, Miss.	TR '15 (SEA)	1/0/0/15
82	Jerricho Cotchery	WR	6-1	205	06/16/82	33	12	North Carolina State	Birmingham, Ala.	UFA '14 (PIT)	14/3/0/2
84	Ed Dickson	TE	6-4	255	07/25/87	28	6	Oregon	Bellflower, Calif.	UFA '14 (BAL)	16/11/0/0
88	Greg Olsen	TE	6-5	253	03/11/85	30	9	Miami (Fla.)	Wayne, N.J.	TR '11 (CHI)	16/16/0/0
91	Ryan Delaire	DE	6-4	265	01/17/92	24	R	Towson	Windsor, Conn.	FA '15	9/0/0/4
92	Dwan Edwards	DT	6-3	305	05/16/81	34	12	Oregon State	Columbus, Montana	FA '12	12/0/0/4
93	Kyle Love	DT	6-1	315	11/18/86	29	4	Mississippi State	College Park, Ga.	FA '14	15/2/0/1
94	Kony Ealy	DE	6-4	275	12/21/91	24	2	Missouri	New Madrid, Mo.	D2 '14	16/9/0/0
95	Charles Johnson	DE	6-2	282	07/10/86	29	9	Georgia	Hawkinsville, Ga.	D3 '07	9/9/0/0
97	Mario Addison	DE	6-3	260	09/06/87	28	5	Troy	Tarrant, Ala.	FA '12	14/0/0/2
98	Star Lotulelei	DT	6-2	320	12/20/89	26	3	Utah	South Jordan, Utah	D1 '13	14/14/0/2
99	Kawann Short	DT	6-3	315	02/02/89	27	3	Purdue	East Chicago, Ind.	D2 '13	16/16/0/0

## Reserve / Injured (9)

13	Kelvin Benjamin	WR	6-5	245	02/05/91	25	2	Florida State	Belle Glade, Fla.	D1 '14	0/0/0/0
25	Bené Benwikere	CB	6-0	195	09/03/91	24	2	San Jose State	Gardena, Calif.	D5 '14	13/4/0/0
31	Charles Tillman	CB	6-2	210	02/23/81	34	13	Louisiana-Lafayette	Copperas Cove, Texas	UFA '15 (CHI)	12/12/0/4
66	Amini Silatolu	G	6-4	320	09/16/88	27	4	Midwestern State	Tracy, Calif.	D2 '12	9/3/0/1
69	Tyrone Green	G	6-2	320	04/06/86	29	5	Auburn	Pensacola, Fla.	FA '15	0/0/0/0
71	Arthur Miley	DE	6-6	265	03/03/93	22	R	Southern	Mangham, La.	FA '15	0/0/0/0
78	Nate Chandler	T	6-4	315	06/01/89	26	4	UCLA	San Diego, Calif.	FA '12	0/0/0/1
87	Stephen Hill	WR	6-4	215	04/25/91	24	3	Georgia Tech	Lithonia, Ga.	FA '14	0/0/0/0
90	Frank Alexander	DE	6-4	270	12/17/89	26	3	Oklahoma	Baton Rouge, La.	D4a '12	0/0/0/0

## Reserve / Suspended (1)

90	Frank Alexander	DE	6-4	270	12/17/89	26	3	Oklahoma	Baton Rouge, La.	D4a '12	0/0/0/0
----	-----------------	----	-----	-----	----------	----	---	----------	------------------	---------	---------

## Practice Squad (10)

18	Damier Byrd	WR	5-9	175	01/27/93	23	R	South Carolina	Erial, N.J.	FA '15	0/0/0/0
36	Marcus Ball	S	6-1	220	07/21/87	28	2	Memphis	Stone Mountain, Ga.	FA '15	0/0/0/0
37	Ras-I Dowling	CB	6-1	210	05/09/88	27	3	Virginia	Chesapeake, Va.	FA '15	0/0/0/0
50	Brian Blechen	LB	6-2	225	09/30/91	24	R	Utah	Moorpark, Calif.	FA '15	0/0/0/0
62	Reese Dismukes	C	6-3	295	10/20/92	23	R	Auburn	Spanish Fort, Ala.	FA '15	0/0/0/0
63	David Foucault	T	6-8	320	01/07/89	27	2	Montreal	LaSalle, Quebec (Canada)	FA '14	0/0/1/0
65	Chas Alexhix	DT	6-4	295	02/10/89	27	1	Pittsburgh	Lancaster, Pa.	FA '15	0/0/0/0
77	Rakim Cox	DE	6-4	260	02/12/91	25	1	Villanova	San Diego, Calif.	FA '15	0/0/0/0
85	Nate Askew	TE	6-4	250	08/20/91	24	1	Texas A&M	San Antonio Texas	FA '15	0/0/0/0
96	Wes Horton	DE	6-5	270	12/17/89	26	3	Southern California	Sherman Oaks, Calif.	FA '15	8/2/0/1

# CAROLINA PANTHERS BY EXPERIENCE

No	Name	Pos	Ht	Wt	DOB	Age	Exp	College	Hometown	How Acq	GP/GS/DNP/IA
<b>12th Year (3)</b>											
69	Allen, Jared	DE	6-6	270	04/03/82	33	12	Idaho State	Los Gatos, Calif.	TR '15 (CHI)	12/12/0/1
82	Cotchery, Jerricho	WR	6-1	205	06/16/82	33	12	North Carolina State	Birmingham, Ala.	UFA '14 (PIT)	14/3/0/2
92	Edwards, Dwan	DT	6-3	305	05/16/81	34	12	Oregon State	Columbus, Mont.	FA '12	12/0/0/4
<b>11th Year (2)</b>											
3	Anderson, Derek	QB	6-6	230	06/15/83	32	11	Oregon State	Scappoose, Ore	FA '11	3/0/13/0
58	Davis, Thomas	LB	6-1	235	03/22/83	32	11	Georgia	Shellman, Ga.	D1 '05	16/16/0/0
<b>10th Year (2)</b>											
26	Finnegan, Cortland	CB	5-10	190	02/02/84	32	10	Samford	Milton, Fla.	FA '15	5/0/0/0
41	Harper, Roman	S	6-1	205	12/11/82	33	10	Alabama	Prattville, Ala.	UFA '14 (NO)	16/16/0/0
<b>9th Year (4)</b>											
19	Ginn, Jr., Ted	WR	5-11	185	04/12/85	30	9	Ohio State	Cleveland, Ohio	FA '15	15/13/0/1
95	Johnson, Charles	DE	6-2	282	07/10/86	29	9	Georgia	Hawkinsville, Ga.	D3 '07	9/9/0/0
67	Kalil, Ryan	C	6-2	300	03/29/85	30	9	Southern California	Corona, Calif.	D2b '07	15/15/0/1
88	Olsen, Greg	TE	6-5	253	03/11/85	30	9	Miami (Fla.)	Wayne, N.J.	TR '11 (CHI)	16/16/0/0
<b>8th Year (3)</b>											
44	Jansen, J.J.	LS	6-2	240	01/20/86	30	8	Notre Dame	Phoenix, Ariz.	TR '09 (GB)	16/0/0/0
28	Stewart, Jonathan	RB	5-10	235	03/21/87	28	8	Oregon	Lacey, Wash.	D1a '08	13/13/0/3
35	Tolbert, Mike	FB	5-9	245	11/23/85	30	8	Coastal Carolina	Douglasville, Ga.	UFA '12 (SD)	16/3/0/0
<b>7th Year (1)</b>											
73	Oher, Michael	T	6-4	315	04/28/86	29	7	Mississippi	Memphis, Tenn.	FA '15	16/16/0/0
<b>6th Year (5)</b>											
20	Coleman, Kurt	S	5-11	200	04/01/88	27	6	Ohio State	Clayton, Ohio	UFA '15 (KC)	15/15/0/1
84	Dickson, Ed	TE	6-4	255	07/25/87	28	6	Oregon	Bellflower, Calif.	UFA '14 (BAL)	16/11/0/0
9	Gano, Graham	K	6-2	205	04/09/87	28	6	Florida State	Cantonment, Fla.	FA '12	16/0/0/0
61	Velasco, Fernando	C	6-4	310	02/22/85	30	6	Georgia	Louisville, Ga.	FA '15	10/1/5/0
14	Webb, Joe	QB	6-4	235	11/14/86	29	6	UAB	Birmingham, Ala.	UFA '14 (MIN)	16/0/0/0
<b>5th Year (5)</b>											
97	Addison, Mario	DE	6-3	260	09/06/87	28	5	Troy	Tarrant, Ala.	FA '12	14/0/0/2
42	Jones, Colin	S	6-0	205	10/27/87	28	5	TCU	Bridgeport, Texas	TR '12 (SF)	15/3/0/1
93	Love, Kyle	DT	6-1	315	11/18/86	29	4	Mississippi State	College Park, Ga.	FA '14	15/2/0/1
27	McClain, Robert	CB	5-9	195	07/22/88	27	5	Connecticut	Lusby, Md.	FA '15	3/0/0/0
1	Newton, Cam	QB	6-5	245	05/11/89	26	5	Auburn	College Park, Ga.	D1 '11	16/16/0/0
<b>4th Year (5)</b>											
59	Kuechly, Luke	LB	6-3	238	04/20/91	24	4	Boston College	Cincinnati, Ohio	D1 '12	13/13/0/3
24	Norman, Josh	CB	6-0	195	12/15/87	28	4	Coastal Carolina	Greenwood, S.C.	D5 '12	16/16/0/0
8	Nortman, Brad	P	6-2	215	09/12/89	26	4	Wisconsin	Brookfield, Wis.	D6 '12	16/0/0/0
79	Scott, Chris	G	6-4	340	08/04/87	28	4	Tennessee	Hampton, Ga.	FA '14	13/0/3/0
21	Williams, Teddy	CB	6-1	210	07/03/88	27	4	Texas-San Antonio	Tyler, Texas	FA '15	16/0/0/0
<b>3rd Year (6)</b>											
53	Jacobs, Ben	LB	6-4	240	04/17/88	27	3	Fresno State	Las Vegas, Nev.	FA '13	16/0/0/0
56	Klein, A.J.	LB	6-1	240	07/30/91	24	3	Iowa State	Kimberly, Wis.	D5 '13	15/6/0/1
98	Lotulelei, Star	DT	6-2	320	12/20/89	26	3	Utah	South Jordan, Utah	D1 '13	14/14/0/2
74	Remmers, Mike	T	6-5	305	04/11/89	26	3	Oregon State	Portland, Ore.	FA '14	16/16/0/0
99	Short, Kawann	DT	6-3	315	02/02/89	27	3	Purdue	East Chicago, Ind.	D2 '13	16/16/0/0
43	Whittaker, Fozzy	RB	5-10	205	02/02/89	27	3	Texas	Pearland, Texas	FA '14	15/1/0/1
<b>2nd Year (7)</b>											
11	Bersin, Brenton	WR	6-3	210	05/09/90	25	2	Wofford College	Charlotte, N.C.	FA '13	9/2/0/5
33	Boston, Tre	S	6-1	210	06/25/92	23	2	North Carolina	Fort Myers, Fla.	D4 '14	16/0/0/0
10	Brown, Corey	WR	5-11	185	12/16/91	24	2	Ohio State	Upper Darby, Pa.	FA '14	14/11/0/2
94	Ealy, Kony	DE	6-4	275	12/21/91	24	2	Missouri	New Madrid, Mo.	D2 '14	16/9/0/0
68	Norwell, Andrew	G	6-6	325	10/25/91	24	2	Ohio State	Cincinnati, Ohio	FA '14	13/13/0/3
81	Norwood, Kevin	WR	6-2	200	09/23/89	26	2	Alabama	D'Iberville, Miss.	TR '15 (SEA)	1/0/0/15
70	Turner, Trai	G	6-3	320	06/14/93	22	2	Louisiana State	New Orleans, La.	D3 '14	16/16/0/0
<b>Rookie/1st Year (10)</b>											
34	Artis-Payne, Cameron	RB	5-10	220	06/23/90	25	R	Auburn	Harrisburg, Pa.	D5b '15	7/0/2/7
91	Delaire, Ryan	DE	6-4	265	01/17/92	24	R	Towson	Windsor, Conn.	FA '15	9/0/0/4
17	Funchess, Devin	WR	6-4	225	05/21/94	21	R	Michigan	Farmington, Mich.	D2 '15	16/5/0/0
55	Mayo, David	LB	6-2	240	08/08/93	22	R	Texas State	Scappoose, Ore	D5a '15	12/0/0/4
29	Marlowe, Dean	S	6-1	205	07/25/92	23	R	James Madison	Queens, N.Y.	FA '15	4/0/0/12
80	Simonson, Scott	TE	6-5	250	04/13/92	23	1	Assumption College	Middletown, N.J.	FA '15	9/0/0/2
54	Thompson, Shaq	LB	6-0	230	04/21/94	21	R	Washington	Sacramento, Calif.	D1 '15	14/10/0/2
32	Wegher, Brandon	RB	5-10	215	12/09/90	25	R	Morningside College	Sioux City, Iowa	FA '15	1/0/0/15
60	Williams, Daryl	T	6-6	340	08/31/92	23	R	Oklahoma	Lake Dallas, Texas	D4 '15	10/2/1/5
22	Young, Lou	CB	6-1	205	10/09/91	24	1	Georgia Tech	Washington, D.C.	FA '14	0/0/0/0

# CAROLINA PANTHERS BY POSITION

No	Name	Pos	Ht	Wt	DOB	Age	Exp	College	Hometown	How Acq	GP/GS/DNP/IA
<b>QUARTERBACKS (3)</b>											
3	Anderson, Derek	QB	6-6	230	06/15/83	32	11	Oregon State	Scappoose, Ore	FA '11	3/0/13/0
1	Newton, Cam	QB	6-5	245	05/11/89	26	5	Auburn	College Park, Ga.	D1 '11	16/16/0/0
14	Webb, Joe	QB	6-4	235	11/14/86	29	6	UAB	Birmingham, Ala.	UFA '14 (MIN)	16/0/0/0
<b>RUNNING BACKS (5)</b>											
34	Artis-Payne, Cameron	RB	5-10	220	06/23/90	25	R	Auburn	Harrisburg, Pa.	D5b '15	7/0/2/7
28	Stewart, Jonathan	RB	5-10	235	03/21/87	28	8	Oregon	Lacey, Wash.	D1a '08	13/13/0/3
35	Tolbert, Mike	FB	5-9	245	11/23/85	30	8	Coastal Carolina	Douglasville, Ga.	UFA '12 (SD)	16/3/0/0
32	Wegher, Brandon	RB	5-10	215	12/09/90	25	R	Morningside College	Sioux City, Iowa	FA '15	1/0/0/15
43	Whittaker, Fozzy	RB	5-10	205	02/02/89	27	3	Texas	Pearland, Texas	FA '14	15/1/0/1
<b>WIDE RECEIVERS (6)</b>											
11	Bersin, Brenton	WR	6-3	210	05/09/90	25	2	Wofford College	Charlotte, N.C.	FA '13	9/2/0/5
10	Brown, Corey	WR	5-11	185	12/16/91	24	2	Ohio State	Upper Darby, Pa.	FA '14	14/11/0/2
82	Cotchery, Jerricho	WR	6-1	205	06/16/82	33	12	North Carolina State	Birmingham, Ala.	UFA '14 (PIT)	14/3/0/2
17	Funchess, Devin	WR	6-4	225	05/21/94	21	R	Michigan	Farmington, Mich.	D2 '15	16/5/0/0
19	Ginn, Jr., Ted	WR	5-11	185	04/12/85	30	9	Ohio State	Cleveland, Ohio	FA '15	15/13/0/1
81	Norwood, Kevin	WR	6-2	200	09/23/89	26	2	Alabama	D'Iberville, Miss.	TR '15 (SEA)	1/0/0/15
<b>TIGHT ENDS (3)</b>											
84	Dickson, Ed	TE	6-4	255	07/25/87	28	6	Oregon	Bellflower, Calif.	UFA '14 (BAL)	16/11/0/0
88	Olsen, Greg	TE	6-5	253	03/11/85	30	9	Miami (Fla.)	Wayne, N.J.	TR '11 (CHI)	16/16/0/0
80	Simonson, Scott	TE	6-5	250	04/13/92	23	1	Assumption College	Middletown, N.J.	FA '15	9/0/0/2
<b>OFFENSIVE LINEMEN (8)</b>											
67	Kalil, Ryan	C	6-2	300	03/29/85	30	9	Southern California	Corona, Calif.	D2b '07	15/15/0/1
68	Norwell, Andrew	G	6-6	325	10/25/91	24	2	Ohio State	Cincinnati, Ohio	FA '14	13/13/0/3
73	Oher, Michael	T	6-4	315	04/28/86	29	7	Mississippi	Memphis, Tenn.	FA '15	16/16/0/0
74	Remmers, Mike	T	6-5	305	04/11/89	26	3	Oregon State	Portland, Ore.	FA '14	16/16/0/0
79	Scott, Chris	G	6-4	340	08/04/87	28	4	Tennessee	Hampton, Ga.	FA '14	13/0/3/0
70	Turner, Trai	G	6-3	320	06/14/93	22	2	Louisiana State	New Orleans, La.	D3 '14	16/16/0/0
61	Velasco, Fernando	C	6-4	310	02/22/85	30	6	Georgia	Louisville, Ga.	FA '15	10/1/5/0
60	Williams, Daryl	T	6-6	340	08/31/92	23	R	Oklahoma	Lake Dallas, Texas	D4 '15	10/2/1/5
<b>SPECIALISTS (3)</b>											
9	Gano, Graham	K	6-2	205	04/09/87	28	6	Florida State	Cantonment, Fla.	FA '12	16/0/0/0
44	Jansen, J.J.	LS	6-2	240	01/20/86	30	8	Notre Dame	Phoenix, Ariz.	TR '09 (GB)	16/0/0/0
8	Nortman, Brad	P	6-2	215	09/12/89	26	4	Wisconsin	Brookfield, Wis.	D6 '12	16/0/0/0
<b>DEFENSIVE LINEMEN (9)</b>											
97	Addison, Mario	DE	6-3	260	09/06/87	28	5	Troy	Tarrant, Ala.	FA '12	14/0/0/2
69	Allen, Jared	DE	6-6	270	04/03/82	33	12	Idaho State	Los Gatos, Calif.	TR '15 (CHI)	12/12/0/1
91	Delaire, Ryan	DE	6-4	265	01/17/92	24	R	Towson	Windsor, Conn.	FA '15	9/0/0/4
94	Ealy, Kony	DE	6-4	275	12/21/91	24	2	Missouri	New Madrid, Mo.	D2 '14	16/9/0/0
92	Edwards, Dwan	DT	6-3	305	05/16/81	34	12	Oregon State	Columbus, Mont.	FA '12	12/0/0/4
95	Johnson, Charles	DE	6-2	282	07/10/86	29	9	Georgia	Hawkinsville, Ga.	D3 '07	9/9/0/0
98	Lotulelei, Star	DT	6-2	320	12/20/89	26	3	Utah	South Jordan, Utah	D1 '13	14/14/0/2
93	Love, Kyle	DT	6-1	315	11/18/86	29	4	Mississippi State	College Park, Ga.	FA '14	15/2/0/1
99	Short, Kawann	DT	6-3	315	02/02/89	27	3	Purdue	East Chicago, Ind.	D2 '13	16/16/0/0
<b>LINEBACKERS (6)</b>											
58	Davis, Thomas	LB	6-1	235	03/22/83	32	11	Georgia	Shellman, Ga.	D1 '05	16/16/0/0
53	Jacobs, Ben	LB	6-4	240	04/17/88	27	3	Fresno State	Las Vegas, Nev.	FA '13	16/0/0/0
56	Klein, A.J.	LB	6-1	240	07/30/91	24	3	Iowa State	Kimberly, Wis.	D5 '13	15/6/0/1
59	Kuechly, Luke	LB	6-3	238	04/20/91	24	4	Boston College	Cincinnati, Ohio	D1 '12	13/13/0/3
55	Mayo, David	LB	6-2	240	08/08/93	22	R	Texas State	Scappoose, Ore	D5a '15	12/0/0/4
54	Thompson, Shaq	LB	6-0	230	04/21/94	21	R	Washington	Sacramento, Calif.	D1 '15	14/10/0/2
<b>DEFENSIVE BACKS (10)</b>											
33	Boston, Tre	S	6-1	210	06/25/92	23	2	North Carolina	Fort Myers, Fla.	D4 '14	16/1/0/0
20	Coleman, Kurt	S	5-11	200	04/01/88	27	6	Ohio State	Clayton, Ohio	UFA '15 (KC)	16/16/0/0
26	Finnegan, Cortland	CB	5-10	190	02/02/84	32	10	Samford	Milton, Fla.	FA '15	5/0/0/0
41	Harper, Roman	S	6-1	205	12/11/82	33	10	Alabama	Prattville, Ala.	UFA '14 (NO)	16/16/0/0
42	Jones, Colin	S	6-0	205	10/27/87	28	5	TCU	Bridgeport, Texas	TR '12 (SF)	15/3/0/1
29	Marlowe, Dean	S	6-1	205	07/25/92	23	R	James Madison	Queens, N.Y.	FA '15	4/0/0/12
27	McClain, Robert	CB	5-9	195	07/22/88	27	5	Connecticut	Lusby, Md.	FA '15	3/0/0/0
24	Norman, Josh	CB	6-0	195	12/15/87	28	4	Coastal Carolina	Greenwood, S.C.	D5 '12	16/16/0/0
21	Williams, Teddy	CB	6-1	210	07/03/88	27	4	Texas-San Antonio	Tyler, Texas	FA '15	16/0/0/0
22	Young, Lou	CB	6-1	205	10/09/91	24	1	Georgia Tech	Washington, D.C.	FA '14	0/0/0/0

CAROLINA PANTHERS / WEEK 17 / THROUGH SUNDAY, JANUARY 3, 2016

WON 15, LOST 1				* RUSHING		No.	Yds	Avg	Long	TD									
09/13	W 20- 9	at Jacksonville	60,733	Stewart	242	989	4.1	44	6										
09/20	W 24-17	Houston	73,254	Newton	132	636	4.8	47	10										
09/27	W 27-22	New Orleans	73,402	Tolbert	62	256	4.1	29	1										
10/04	W 37-23	at Tampa Bay	57,468	Artis-Payne	45	183	4.1	31	1										
10/18	W 27-23	at Seattle	69,020	Whittaker	25	108	4.3	16t	1										
10/25	W 27-16	Philadelphia	74,194	Ginn	4	60	15.0	43	0										
11/02	W 29-26 OT	Indianapolis	74,136	Brown	6	38	6.3	14	0										
11/08	W 37-29	Green Bay	74,461	Cotchery	1	16	16.0	16	0										
11/15	W 27-10	at Tennessee	63,591	Nortman	1	-1	-1.0	-1	0										
11/22	W 44-16	Washington	74,418	Webb	1	-1	-1.0	-1	0										
11/26	W 33-14	at Dallas	90,909	Anderson	7	-2	-.3	2	0										
12/06	W 41-38	at New Orleans	73,097	TEAM	526	2282	4.3	47	19										
12/13	W 38- 0	Atlanta	74,420	OPPONENTS	364	1415	3.9	63t	11										
12/20	W 38-35	at New York Giants	79,436	* RECEIVING	No.	Yds	Avg	Long	TD										
12/27	L 13-20	at Atlanta	70,981	Olsen	77	1104	14.3	52	7										
01/03	W 38-10	Tampa Bay	74,169	Ginn	44	739	16.8	74t	10										
		Car.	Opp.	Cotchery	39	485	12.4	59	3										
TOTAL FIRST DOWNS		357	298	Funchess	31	473	15.3	52	5										
	Rushing	136	74	Brown	31	447	14.4	39t	4										
	Passing	197	198	Tolbert	18	154	8.6	40	3										
	Penalty	24	26	Dickson	17	121	7.1	17	2										
	3rd Down: Made/Att	86/203	86/227	Stewart	16	99	6.2	15	1										
	3rd Down Pct.	42.4	37.9	Whittaker	12	64	5.3	15	0										
	4th Down: Made/Att	6/10	15/26	Bersin	9	119	13.2	30	0										
	4th Down Pct.	60.0	57.7	Artis-Payne	5	58	11.6	20	0										
POSSESSION AVG.		31:44	28:16	Simonson	1	10	10.0	10	0										
TOTAL NET YARDS		5871	5167	TEAM	300	3873	12.9	74t	35										
	Avg. Per Game	366.9	322.9	OPPONENTS	390	4054	10.4	70t	21										
	Total Plays	1060	1058	* INTERCEPTIONS	No.	Yds	Avg	Long	TD										
	Avg. Per Play	5.5	4.9	Coleman	7	89	12.7	36t	1										
NET YARDS RUSHING		2282	1415	Norman	4	110	27.5	46t	2										
	Avg. Per Game	142.6	88.4	Kuechly	4	48	12.0	32t	1										
	Total Rushes	526	364	Davis	4	22	5.5	22	0										
NET YARDS PASSING		3589	3752	Tillman	2	0	0.0	0	0										
	Avg. Per Game	224.3	234.5	McClain	1	24	24.0	24	0										
	Sacked/Yards Lost	33/284	44/302	Klein	1	8	8.0	8	0										
	Gross Yards	3873	4054	Allen	1	2	2.0	2	0										
	Att./Completions	501/300	650/390	Jones	1	0	0.0	0	0										
	Completion Pct.	59.9	60.0	TEAM	24	301	12.5	46t	4										
	Had Intercepted	10	24	OPPONENTS	10	91	9.1	22	0										
PUNTS/AVERAGE		70/45.4	78/46.3	* PUNTING	No.	Yds	Avg	Net	TB	In	Lg	B							
NET PUNTING AVG.		70/39.8	78/41.1	Nortman	70	3175	45.4	39.8	5	20	65	0							
PENALTIES/YARDS		103/887	99/822	TEAM	70	3175	45.4	39.8	5	20	65	0							
FUMBLES/BALL LOST		12/9	28/15	OPPONENTS	78	3611	46.3	41.1	6	28	68	0							
TOUCHDOWNS		59	35	* PUNT RETURNS	Ret	FC	Yds	Avg	Long	TD									
	Rushing	19	11	Ginn	27	22	277	10.3	37	0									
	Passing	35	21	McClain	2	2	5	2.5	3	0									
	Returns	5	3	Marlowe	1	0	0	0.0	0	0									
* SCORE BY PERIODS		Q1	Q2	Q3	Q4	OT	PTS	Bersin	0	1	0	---	---	0					
TEAM		99	167	130	98	6	500	TEAM	30	25	282	9.4	37	0					
OPPONENTS		70	51	79	105	3	308	OPPONENTS	37	19	288	7.8	74t	1					
* SCORING		TD-Ru	Pa-Rt	K-PAT	FG	S	PTS	* KICKOFF RETURNS	No.	Yds	Avg	Long	TD						
	Gano	0	0	0	56/59	30/36	0	146	Whittaker	9	209	23.2	33	0					
	Ginn	10	0	10	0	0	60	Webb	8	178	22.3	27	0						
	Newton	10	10	0	0	0	60	Dickson	2	1	0.5	1	0						
	Olsen	7	0	7	0	0	42	Davis	1	3	3.0	3	0						
	Stewart	7	6	1	0	0	42	Ginn	1	8	8.0	8	0						
	Funchess	5	0	5	0	0	30	Tolbert	1	8	8.0	8	0						
	Brown	4	0	4	0	0	24	TEAM	22	407	18.5	33	0						
	Tolbert	4	1	3	0	0	24	OPPONENTS	34	905	26.6	99t	1						
	Cotchery	3	0	3	0	0	18	* FIELD GOALS	1-19	20-29	30-39	40-49	50+						
	Dickson	3	0	2	1	0	18	Gano	1/	1	10/10	4/	5	13/16	2/4				
	Norman	2	0	0	2	0	12	TEAM	1/	1	10/10	4/	5	13/16	2/4				
	Artis-Payne	1	1	0	0	0	6	OPPONENTS	0/	0	5/	6	5/	6	6/	9	4/5		
	Coleman	1	0	0	1	0	6	Gano: (43G,53N,47G,43B)(28G,53B)(20G,47G)(24G,											
	Kuechly	1	0	0	1	0	6	27G,27G)( ) (35G,29G)(39G,42G,52G)(20G,49G,43N,											
	Whittaker	1	1	0	0	0	6	22G)(48G,19G)(42G,48G,25G)(49G,43G,25G,50G,43B)											
	TEAM	59	19	35	5	56/59	30/36	0	500	( ) (38G)(34B,43G)(33G,47G)(49G)									
	OPPONENTS	35	11	21	3	28/30	20/26	1	308	OPP: (22G,44N)(43G)(31G)(42G,29N,43N)(30G,50G,									
	2-Pt Conv: TM	0-0,	OPP	3-5						43G)(52G,29G,24G,50N)(47G,34G,24G,50G)( ) (45G)( )									
	SACKS: Short	11,	Addison	6,	Davis	5.5,				(21G,48G)(38N)( ) ( ) (43N,37G,54G)(39G)									
	Ealy	5,	Love	3,	Delaware	LG	2.5,	Delaire	TM	2.5,	Allen	LG	2,	Allen	TM	2.5,	Benwikere	1,	Coleman
	1,	Edwards	1,	Thompson	1,	Horton	1,	Johnson	1,	Klein	1,	Kuechly	1,	Lotulelei	1,	TM	44,	OPP	33
FUM/LOST: Newton		5/4,	Stewart	3/2,	Anderson	1/0,	Bersin	1/1,	Funchess	1/1,	Olsen	1/1							
* PASSING		Att	Cmp	Yds	Cmp%	Yds/Att	TD	TD%	Int	Int%	Long	Sack	Lost	Rating					
	Newton	495	296	3837	59.8	7.75	35	7.1	10	2.0	74t	33/	284	99.4					
	Anderson	6	4	36	66.7	6.00	0	0.0	0	0.0	24	0/	0	82.6					
	TEAM	501	300	3873	59.9	7.73	35	7.0	10	2.0	74t	33/	284	99.2					
	OPPONENTS	650	390	4054	60.0	6.24	21	3.2	24	3.7	70t	44/	302	73.5					

**CAROLINA PANTHERS 2015 REGULAR SEASON DEFENSIVE STATISTICS**

PLAYER	TACKLES			SACKS	QBP	FF	FR	INT	YDS	PD	TD
	TOTAL	SOLO	ASSIST								
Luke Kuechly	137	110	27	1.0	8	2	1	4	48	5	1
Thomas Davis	123	92	31	5.5	15	4	2	4	22	7	-
Kurt Coleman	103	68	35	1.0	-	-	-	7	89	5	1
Roman Harper	73	58	15	-	-	-	2	-	-	7	-
Bené Benwikere	61	52	9	1.0	-	1	1	-	-	10	-
Shaq Thompson	61	42	19	1.0	2	-	-	-	-	4	-
Charles Tillman	58	43	15	-	-	1	2	2	0	9	-
A.J. Klein	56	42	14	1.0	-	1	-	1	8	-	-
Josh Norman	55	49	6	-	-	3	2	4	110	15	2
Kawann Short	51	40	11	11.0	32	3	2	-	-	6	-
Kony Ealy	31	17	14	5.0	28	2	2	-	-	2	-
Jared Allen	25	21	4	2.0	16	-	-	-	-	1	-
Star Lotulelei	25	15	10	1.0	5	-	1	-	-	2	-
Cortland Finnegan	20	19	1	-	-	-	-	-	-	2	-
Mario Addison	19	11	8	6.0	27	-	1	-	-	1	-
Tre Boston	19	16	3	-	-	-	-	-	-	1	-
Kyle Love	19	13	6	3.0	4	-	1	-	-	-	-
Colin Jones	17	14	3	-	1	-	-	1	0	-	-
Charles Johnson	15	7	8	1.0	12	-	-	-	-	1	-
Dwan Edwards	13	8	5	1.0	10	-	-	-	-	-	-
Ryan Delaire	9	4	3	2.5	11	-	-	-	-	-	-
Wes Horton	8	6	2	1.0	6	-	-	-	-	-	-
Ben Jacobs	7	6	1	-	-	-	-	-	-	-	-
Robert McClain	7	6	1	-	-	-	-	1	24	-	-
Colin Cole	2	0	2	-	1	-	-	-	-	-	-
Teddy Williams	2	2	0	-	-	-	-	-	-	-	-
Dean Marlowe	1	0	1	-	-	-	-	-	-	-	-

**CAROLINA PANTHERS 2015 REGULAR SEASON SPECIAL TEAMS STATISTICS**

PLAYER	TACKLES			FF	FR	BLK
	TOTAL	SOLO	ASSIST			
A.J. Klein	13	3	10	-	-	-
Joe Webb	12	6	6	-	1	-
Colin Jones	11	8	3	-	-	-
David Mayo	11	6	5	-	-	-
Teddy Williams	10	8	2	1	-	-
Tre Boston	8	6	2	-	-	-
Ben Jacobs	8	4	4	-	-	-
Mario Addison	6	3	3	-	-	-
Shaq Thompson	5	2	3	-	-	-
Ed Dickson	5	1	4	-	-	-
Graham Gano	3	2	1	-	-	-
Fozzy Whittaker	3	1	2	-	-	-
Kurt Coleman	2	2	0	-	-	-
Brenton Bersin	1	1	0	-	-	-
Dwan Edwards	1	1	0	-	-	-
Cortland Finnegan	1	0	1	-	-	-
J.J. Jansen	1	0	1	-	-	-
Dean Marlowe	1	0	1	-	-	-
Mike Tolbert	1	0	1	-	-	-

*Defensive and special teams statistics based on coaches' film review.*

CAROLINA PANTHERS / WEEK 22 / THROUGH SUNDAY, FEBRUARY 7, 2016 / POSTSEASON

WON 2, LOST 1

01/17 W 31-24 Seattle 74,287 Stewart 50 218 4.4 59 3

01/24 W 49-15 Arizona 74,294 Newton 27 95 3.5 14 2

02/07 L 10-24 vs Denver 71,088 Tolbert 15 39 2.6 11 0

Car. Opp. Ginn 2 33 16.5 22t 1

TOTAL FIRST DOWNS 61 55 Whittaker 6 24 4.0 15 0

Rushing 23 14 Artis-Payne 3 7 2.3 3 0

Passing 33 37 Anderson 2 -2 -1.0 -1 0

Penalty 5 4 TEAM 105 414 3.9 59 6

3rd Down: Made/Att 19/44 9/35 OPPONENTS 56 228 4.1 34 2

3rd Down Pct. 43.2 25.7 \* RECEIVING No. Yds Avg Long TD

4th Down: Made/Att 0/1 3/4 Olsen 16 231 14.4 54 1

4th Down Pct. 0.0 75.0 Brown 10 215 21.5 86t 1

POSSESSION AVG. 35:01 24:59 Cotchery 7 56 8.0 12 0

TOTAL NET YARDS 1086 884 Ginn 6 126 21.0 45 0

Avg. Per Game 362.0 294.7 Funchess 5 73 14.6 24 1

Total Plays 205 181 Stewart 4 9 2.3 5 0

Avg. Per Play 5.3 4.9 Dickson 2 22 11.0 16 0

NET YARDS RUSHING 414 228 Tolbert 1 14 14.0 14 0

Avg. Per Game 138.0 76.0 Whittaker 1 14 14.0 8 0

Total Rushes 105 56 Artis-Payne 1 1 1.0 1 0

NET YARDS PASSING 672 656 TEAM 53 761 14.4 86t 3

Avg. Per Game 224.0 218.7 OPPONENTS 67 742 11.1 33t 4

Sacked/Yards Lost 9/89 13/86 \* INTERCEPTIONS No. Yds Avg Long TD

Gross Yards 761 742 Kuechly 2 36 18.0 22t 2

Att./Completions 91/53 112/67 Coleman 2 0 0.0 0 0

Completion Pct. 58.2 59.8 Ealy 1 19 19.0 19 0

Had Intercepted 2 7 Boston 1 5 5.0 5 0

PUNTS/AVERAGE 15/41.5 15/44.7 Finnegan 1 0 0.0 0 0

NET PUNTING AVG. 15/35.4 15/42.1 TEAM 7 60 8.6 22t 2

PENALTIES/YARDS 20/172 17/122 OPPONENTS 2 69 34.5 72 0

FUMBLES/BALL LOST 6/3 6/4 \* PUNTING No. Yds Avg Net TB In Lg B

TOUCHDOWNS 11 7 Nortman 15 622 41.5 35.4 1 3 61 0

Rushing 6 2 TEAM 15 622 41.5 35.4 1 3 61 0

Passing 3 4 OPPONENTS 15 671 44.7 42.1 0 5 54 0

Returns 2 1 \* PUNT RETURNS Ret FC Yds Avg Long TD

\* SCORE BY PERIODS Q1 Q2 Q3 Q4 OT PTS Ginn 6 5 40 6.7 32 0

TEAM 31 31 10 18 0 90 TEAM 6 5 40 6.7 32 0

OPPONENTS 10 10 17 26 0 63 OPPONENTS 4 8 71 17.8 61 0

\* SCORING TD-Ru-Pa-Rt K-PAT FG S PTS \* KICKOFF RETURNS No. Yds Avg Long TD

Gano 0 0 0 0 10/10 4/ 5 0 22 Webb 5 83 16.6 25 0

Stewart 3 3 0 0 0 0 18 Whittaker 2 37 18.5 19 0

Kuechly 2 0 0 2 0 12 TEAM 7 120 17.1 25 0

Newton 2 2 0 0 0 12 OPPONENTS 7 179 25.6 50 0

Brown 1 0 1 0 0 6 \* FIELD GOALS 1-19 20-29 30-39 40-49 50+

Funchess 1 0 1 0 0 6 Gano 0/ 0 1/ 1 1/ 1 2/ 3 0/0

Ginn 1 1 0 0 0 6 TEAM 0/ 0 1/ 1 1/ 1 2/ 3 0/0

Olsen 1 0 1 0 0 6 OPPONENTS 0/ 0 0/ 0 4/ 4 0/ 0 0/1

Tolbert 0 0 0 0 0 2 Gano: (48G)(45G,21G)(44N,39G)

TEAM 11 6 3 2 10/10 4/ 5 0 90 TM: (48G)(45G,21G)(44N,39G)

OPPONENTS 7 2 4 1 5/ 5 4/ 5 0 63 OPP: (55N,36G)()(34G,33G,30G)

2-Pt Conv: Tolbert, TM 1-1, OPP 2-2

SACKS: Ealy 3, Johnson 3, Short 2, Boston 1,

Edwards 1, Kuechly 1, Love 1, Norman 1,

TM 13, OPP 9

FUM/LOST: Newton 2/2, Tolbert 2/1,

Artis-Payne 1/0, Ginn 1/0

\* PASSING Att Cmp Yds Cmp% Yds/Att TD TD% Int Int% Long Sack/Lost Rating

Newton 91 53 761 58.2 8.36 3 3.3 2 2.2 86t 8/ 85 87.3

Ginn 0 0 0 --- --- 0 --- 0 --- --- 1/ 4 ---

TEAM 91 53 761 58.2 8.36 3 3.3 2 2.2 86t 9/ 89 87.3

OPPONENTS 112 67 742 59.8 6.63 4 3.6 7 6.3 33t 13/ 86 65.4

## CAROLINA PANTHERS 2015 POSTSEASON DEFENSIVE STATISTICS

PLAYER	TACKLES			SACKS	QBP	FF	FR	INT	YDS	PD	TD
	TOTAL	SOLO	ASSIST								
Luke Kuechly	27	18	9	1.0	-	-	1	2	36	2	2
Thomas Davis	20	17	3	-	-	-	-	-	-	1	-
Kurt Coleman	19	16	3	-	-	-	-	2	0	-	-
Robert McClain	17	16	1	-	-	-	-	-	-	3	-
Cortland Finnegan	12	7	5	-	2	-	-	1	0	2	-
Charles Johnson	11	7	4	3.0	3	2	-	-	-	-	-
Roman Harper	10	8	2	-	-	-	-	-	-	-	-
Josh Norman	10	8	2	1.0	-	-	-	-	-	4	-
Shaq Thompson	9	8	1	-	-	-	-	-	-	-	-
Kony Ealy	8	5	3	3.0	1	1	1	1	19	-	-
Kawann Short	6	5	1	2.0	6	1	-	-	-	1	-
Star Lotulelei	7	7	0	-	1	-	-	-	-	-	-
Tre Boston	4	3	1	1.0	-	0	1	1	5	-	-
Mario Addison	3	2	1	-	4	-	-	-	-	-	-
A.J. Klein	3	1	2	-	-	-	-	-	-	-	-
Dwan Edwards	2	2	0	1.0	1	-	-	-	-	-	-
Kyle Love	2	2	0	1.0	-	-	-	-	-	-	-
Jared Allen	1	1	0	-	3	-	-	-	-	-	-
Ryan Delaire	1	0	1	-	1	-	-	-	-	-	-

## CAROLINA PANTHERS 2015 POSTSEASON SPECIAL TEAMS STATISTICS

PLAYER	TACKLES			FF	FR	BLK
	TOTAL	SOLO	ASSIST			
Fozzy Whittaker	3	2	1	-	-	-
Ben Jacobs	2	1	1	-	-	-
Joe Webb	2	2	0	-	-	-
Mario Addison	1	1	0	-	-	-
Tre Boston	1	1	0	-	-	-
Cortland Finnegan	1	0	1	-	-	-
Colin Jones	1	0	1	-	-	-
Shaq Thompson	1	0	1	-	-	-
Teddy Williams	1	1	0	-	1	-

*Defensive and special teams statistics based on coaches' film review.*





***2015***

***GAME-BY-GAME***

***STATISTICS***

## CAROLINA PANTHERS - 2015 TEAM STATISTICS

	FIRST DOWNS				THIRD DOWN			TOTAL OFFENSE								INT BY PANTHERS				PUNTS				PUNT RETURNS				KO RETURNS				PEN.		FUM		SCORING					
	T	R	Pa	Pe	MADE	ATT	%	YDS	PLAYS	RUSH	ATT	PASS	ATT	COM	INT	SK (YDS)	NO	YDS	LG	TD	NO-AVG.	NO	YDS	FC	LG	TD	NO	YDS	LG	TD	NO (YDS)	NO (LT)	TDS	RU	PA	RT	PAT(K)	2-pt.	FG		
09-13 @ Jacksonville	17	6	10	1	8	17	47.1	263	68	105	35	158	31	18	1	2 (17)	2	31	30	1	4-44.8	3	46	2	37	0	0	0	-	0	3 (22)	0 (0)	2	0	1	1	2	0	2		
09-20 HOUSTON	25	9	13	3	4	13	30.8	350	72	172	33	178	37	18	1	2 (17)	1	8	8	0	7-53.9	4	44	3	17	0	1	33	33	0	10 (92)	0 (0)	3	1	2	0	3	0	1		
09-27 NEW ORLEANS	24	7	15	2	5	11	45.5	431	62	119	30	312	31	20	0	1 (3)	1	0	0	0	4-43.3	0	0	1	-	0	1	15	15	0	10 (88)	0 (0)	3	1	2	0	3	0	2		
10-04 @ Tampa Bay	17	8	7	2	3	11	27.3	244	57	133	33	111	22	11	0	2 (13)	4	80	46	1	4-38.5	2	5	0	5	0	1	26	26	0	5 (45)	2 (1)	4	0	2	2	4	0	3		
10-18 @ Seattle	25	10	14	1	4	11	36.4	383	72	135	33	248	36	20	2	3 (21)	0	0	-	0	5-48.6	2	18	3	11	0	2	27	14	0	5 (25)	0 (0)	4	3	1	0	3	0	0		
10-25 PHILADELPHIA	21	9	11	1	2	9	22.2	394	58	204	33	190	24	14	3	1 (7)	1	0	0	0	4-39.3	1	5	3	5	0	2	27	27	0	5 (43)	0 (0)	3	2	1	0	3	0	2		
11-02 INDIANAPOLIS	17	7	10	0	4	16	25.0	3779	73	140	36	239	35	16	1	2 (9)	3	14	15	0	7-41.6	2	18	0	18	0	2	37	21	0	6 (55)	2 (2)	3	1	2	0	2	0	3		
11-08 GREEN BAY	20	9	10	1	5	15	33.3	427	66	130	36	297	30	15	1	0 (0)	1	-1	-1	0	6-48.2	5	35	0	11	0	2	33	25	0	6 (45)	0 (0)	4	1	3	0	4	0	3		
11-15 @ Tennessee	24	10	13	1	7	13	53.8	303	64	119	34	184	25	21	0	5 (33)	1	0	0	0	4-47.3	4	61	0	23	0	1	22	22	0	5 (45)	0 (0)	3	2	1	0	3	0	2		
11-22 WASHINGTON	27	8	17	2	7	14	50.0	368	75	142	39	226	34	21	0	2 (20)	1	28	28	0	4-51.8	1	1	1	1	0	2	31	23	0	8 (66)	1 (0)	5	0	5	0	5	0	3		
11-26 @ Dallas	18	9	8	1	8	16	50.0	294	65	129	37	165	27	16	0	1 (18)	3	85	36	2	2-40.0	1	0	1	0	0	1	3	3	0	8 (53)	1 (0)	3	1	0	2	3	0	4		
12-06 @ New Orleans	33	9	18	0	3	8	37.5	497	76	175	34	322	41	28	1	1 (9)	1	0	0	0	3-38.0	0	0	2	-	0	2	47	24	0	8 (87)	2 (2)	6	1	5	0	5	0	0		
12-13 ATLANTA	20	7	12	1	6	12	50.0	424	61	142	32	282	27	19	0	2 (19)	2	10	10	0	4-49.0	0	0	3	-	0	0	0	-	0	6 (60)	0 (0)	5	2	3	0	5	0	1		
12-20 @ New York Giants	28	7	20	1	9	17	52.9	480	77	171	29	309	45	25	0	3 (31)	1	0	0	0	7-45.4	3	44	2	36	0	5	82	27	0	7 (88)	1 (1)	5	0	5	0	5	0	1		
12-27 @ Atlanta	18	11	7	0	4	10	40.0	268	52	155	20	113	30	17	0	2 (29)	0	0	-	0	3-43.3	0	0	1	-	0	0	0	-	0	4 (40)	1 (1)	1	1	0	0	1	0	2		
01-03 TAMPA BAY	23	10	12	1	7	10	70.0	366	62	111	32	255	26	21	0	4 (38)	2	46	24	0	2-38.0	2	5	2	3	0	2	51	27	0	7 (33)	2 (2)	5	3	2	0	5	0	1		
REGULAR SEASON TOTALS	357	136	197	18	86	203	42.4	9271	1060	2282	526	3589	501	300	10	33 (284)	24	301	46	4	70-45.4	30	282	24	37	0	24	434	33	0	103 (887)	12 (9)	59	19	35	5	56	0	30		
01-17 SEATTLE	19	7	12	0	8	15	53.3	295	64	144	41	151	22	16	0	1 (10)	2	14	14	1	5-37.6	1	0	1	0	0	4	59	25	0	3 (25)	2 (0)	4	2	1	1	4	0	1		
01-24 ARIZONA	21	8	11	2	8	14	57.1	476	66	152	37	324	28	19	1	1 (11)	4	27	22	1	3-39.7	2	38	2	44	0	1	19	19	0	5 (45)	0 (0)	6	3	2	1	5	1	2		
02-07 @ Denver	21	8	10	3	3	15	20.0	315	75	118	27	197	41	18	1	7 (68)	1	19	19	0	7-45.0	3	2	2	3	0	2	42	24	0	12 (102)	4 (3)	1	1	0	0	1	0	1		
POSTSEASON TOTALS	61	23	33	5	19	44	43.2	1086	205	414	105	672	91	53	2	9 (89)	7	60	22	2	15-41.5	6	40	5	44	0	7	120	25	0	20 (172)	6 (3)	11	6	3	2	10	1	4		

## CAROLINA PANTHERS - 2015 OPPONENT STATISTICS

	FIRST DOWNS				THIRD DOWN			TOTAL OFFENSE										INT BY OPPONENTS				PUNTS			PUNT RETURNS					KO RETURNS				PEN.		FUM		SCORING						
	T	R	Pa	Pe	MADE	ATT	%	YDS	PLAYS	RUSH	ATT	PASS	ATT	COM	INT	SK (YDS)	NO	YDS	LG	TD	NO-AVG.	NO	YDS	FC	LG	TD	NO	YDS	LG	TD	NO(YDS)	NO(LT)	TDS	RU	PA	RT	PAT(K)	2-pt.	FG					
09-13 @ Jacksonville	18	6	12	0	3	12	25.0	265	66	96	21	169	40	22	2	5 (14)	1	19	19	0	5-46.2	1	9	2	9	0	1	40	40	0	3 (25)	1 (1)	1	0	1	0	0	0	1					
09-20 HOUSTON	21	5	11	5	5	19	26.3	300	82	61	23	239	58	27	1	1 (5)	1	17	17	0	8-48.5	6	58	0	15	0	1	27	27	0	10 (70)	1 (0)	2	1	1	0	2	0	1					
09-27 NEW ORLEANS	27	5	18	4	7	12	58.3	380	63	70	24	310	38	31	1	1 (0)	0	0	-	0	2-46.0	2	82	1	74	1	4	86	35	0	8 (55)	1 (1)	3	2	0	1	1	0	1					
10-04 @ Tampa Bay	25	8	15	2	8	16	50.0	411	75	141	30	270	43	26	4	2 (17)	0	0	-	0	2-41.0	2	15	1	15	0	3	92	38	0	5 (48)	1 (1)	3	1	2	0	2	0	1					
10-18 @ Seattle	14	4	10	0	4	14	28.6	332	61	115	26	217	31	18	0	4 (22)	0	0	-	0	7-50.1	4	28	1	10	0	2	27	14	0	7 (48)	0 (0)	2	1	1	0	2	0	3					
10-25 PHILADELPHIA	20	6	12	2	7	18	38.9	349	81	177	30	172	46	26	1	5 (33)	3	23	22	0	5-46.6	1	2	2	2	0	0	0	-	0	7 (46)	1 (0)	1	1	0	0	1	0	3					
11-02 INDIANAPOLIS	19	5	14	0	6	18	33.3	359	84	136	35	223	47	23	3	2 (8)	1	0	0	0	6-48.7	4	14	2	8	0	5	150	458	0	2 (15)	3 (1)	2	0	2	0	2	0	4					
11-08 GREEN BAY	21	3	16	2	3	14	21.4	402	72	71	19	331	48	25	1	5 (38)	1	4	4	0	8-44.6	4	18	1	15	0	3	71	30	0	7 (87)	2 (1)	4	0	4	0	3	1	0					
11-15 @ Tennessee	11	3	8	0	5	12	41.7	242	46	64	21	178	24	16	1	1 (7)	0	0	-	0	5-51.8	0	0	2	-	0	5	86	20	0	4 (30)	3 (1)	1	1	0	0	1	0	1					
11-22 WASHINGTON	9	1	8	0	2	9	22.2	186	47	14	12	172	30	22	1	5 (35)	0	0	-	0	5-53.2	2	3	1	2	0	5	190	99	1	9 (68)	5 (4)	2	0	1	1	2	0	0					
11-26 @ Dallas	14	3	10	1	6	13	46.2	210	56	31	14	179	40	24	3	2 (20)	0	0	-	0	3-47.0	1	8	8	0	0	0	-	0	5 (40)	0 (0)	1	0	1	0	1	0	2						
12-06 @ New Orleans	21	5	13	3	3	10	30.0	334	58	70	14	264	42	24	1	2 (18)	1	22	22	0	5-40.8	2	7	1	5	0	1	26	26	0	11 (104)	1 (0)	5	1	3	1	4	1	0					
12-13 ATLANTA	15	3	11	1	4	14	28.6	230	62	54	16	176	41	25	2	5 (59)	0	0	-	0	5-45.6	3	10	0	11	0	2	62	35	0	6 (54)	4 (2)	0	0	0	0	0	0	0					
12-20 @ New York Giants	21	7	11	3	6	15	40.0	406	73	161	27	245	46	29	1	0 (0)	0	0	-	0	7-45.0	4	32	3	21	0	1	19	19	0	7 (47)	2 (1)	5	1	4	0	5	0	0					
12-27 @ Atlanta	21	6	13	2	9	15	60.0	373	62	77	30	296	30	23	0	2 (10)	0	0	-	0	1-25.0	0	0	1	-	0	1	29	29	0	3 (20)	2 (1)	2	1	1	0	2	0	2					
01-03 TAMPA BAY	21	4	16	1	8	16	50.0	386	71	77	22	309	47	29	2	2 (16)	0	0	-	0	4-36.8	1	0	1	0	0	0	0	-	0	5 (65)	1 (1)	1	1	0	0	1	0	1					
REGULAR SEASON TOTALS	298	74	198	26	86	227	37.9	5165	1059	1415	364	3750	651	390	24	44 (302)	8	85	22	0	78-46.3	37	286	27	74	1	34	905	458	1	99 (822)	28 (15)	35	11	21	3	29	2	20					
01-17 SEATTLE	23	5	18	0	5	11	45.5	403	65	78	12	325	48	31	1	5 (41)	0	0	-	0	3-36.3	1	8	3	8	0	3	92	50	0	3 (20)	0 (0)	3	0	3	0	3	0	1					
01-24 ARIZONA	21	5	14	2	3	10	30.0	287	60	60	16	227	41	23	4	3 (8)	1	72	72	0	4-48.8	2	2	1	2	0	2	45	26	0	8 (51)	3 (3)	2	1	1	0	1	1	0					
02-07 @ Denver	11	4	5	2	1	14	7.1	194	56	90	28	104	23	13	1	5 (37)	1	-3	-3	0	8-45.9	1	61	4	61	0	2	42	24	0	6 (51)	3 (1)	2	1	0	1	1	1	3					
POSTSEASON TOTALS	55	14	37	4	9	35	25.7	884	181	228	56	656	112	67	6	13 (86)	2	69	72	0	15-44.7	4	71	8	61	0	7	179	50	0	17 (122)	6 (4)	7	2	4	1	5	2	4					

## CAROLINA PANTHERS - 2015 SCORING SUMMARY

	PANTHERS						PANTHERS FIELD GOALS	OPPONENT						OPPONENT FIELD GOALS
	1ST	2ND	3RD	4TH	OT	TOTAL		1ST	2ND	3RD	4TH	OT	TOTAL	
09-13 @ Jacksonville	3	7	7	3		20	G. Gano (43) 53WL (47) 43B	3	6	0	0		9	J. Myers (22) 44WR
09-20 HOUSTON	0	10	7	7		24	G. Gano (28) 53B	3	0	7	7		17	R. Bullock (43)
09-27 NEW ORLEANS	0	10	10	7		27	G. Gano (20) (47)	3	7	6	6		22	Z. Hocker (31)
10-04 @ Tampa Bay	10	7	14	6		37	G. Gano (24) (27) (27)	3	7	7	6		23	K. Brindza (42) 29RU 43WL
10-18 @ Seattle	0	7	7	13		27		3	7	10	3		23	S. Hauschka (30) (50) (43)
10-25 PHILADELPHIA	7	7	7	6		27	G. Gano (35) (29)	0	6	10	0		16	C. Sturgis (52) (29) (24) 50WL
11-02 INDIANAPOLIS	10	0	7	6	6	29	G. Gano (39) (42) (52)	0	6	0	17	3	26	A. Vinatieri (47) (34) (24) (50)
11-08 GREEN BAY	3	24	3	7		37	G. Gano (20) (49) 43WL (22)	7	0	7	15		29	
11-15 @ Tennessee	7	7	3	10		27	G. Gano (48) (19)	7	3	0	0		10	R. Succop (45)
11-22 WASHINGTON	14	17	10	3		44	G. Gano (42) (48) (25)	14	0	0	2		16	
11-26 @ Dallas	10	13	7	3		33	G. Gano (49) (43) (25) (50) 43B	3	0	3	8		14	D. Bailey (21) (48)
12-06 @ New Orleans	0	13	14	14		41		14	2	8	14		38	K. Forbath 38WR
12-13 ATLANTA	21	7	10	0		38	G. Gano (38)	0	0	0	0		0	
12-20 @ New York Giants	7	14	14	3		38	G. Gano 34B (43)	7	0	7	21		35	
12-27 @ Atlanta	7	0	3	3		13	G. Gano (33) (47)	0	7	7	6		20	S. Graham 43SH, (37) (54)
01-03 TAMPA BAY	0	24	7	7		38	G. Gano (49)	3	0	7	0		10	C. Barth (39)
TOTALS	99	167	130	98	6	500		70	51	79	105	3	308	
01-17 SEATTLE	14	17	0	0		31	G. Gano (48)	0	0	14	10		24	S. Hauschka 55SH (36)
01-24 ARIZONA	17	7	10	15		49	G. Gano (45) (21)	0	7	0	8		15	
02-07 @ Denver	0	7	0	3		10	G. Gano 44RU (39)	10	3	3	8		24	B. McManus (34) (33) (30)
POSTSEASON TOTALS	31	31	10	18	0	90		10	10	17	26	0	63	

# CAROLINA PANTHERS - 2015 PASSING

3 ANDERSON

	W/L	P/S	ATT	COMP	YDS	PCT	TD	INT	LG	SACKS (LOST)	RATING
09-13 @ Jacksonville	W										-
09-20 HOUSTON	W										-
09-27 NEW ORLEANS	W										-
10-04 @ Tampa Bay	W										-
10-18 @ Seattle	W										-
10-25 PHILADELPHIA	W										-
11-02 INDIANAPOLIS	W										-
11-08 GREEN BAY	W										-
11-15 @ Tennessee	W										-
11-22 WASHINGTON	W	P	0	0	0	-	0	0	-	0(0)	-
11-26 @ Dallas	W										-
12-06 @ New Orleans	W										-
12-13 ATLANTA	W	P	6	4	36	66.7	0	0	24	0 (0)	82.6
12-20 @ New York Giants	W										-
12-27 @ Atlanta	L										-
01-03 TAMPA BAY	W	P	0	0	0	-	0	0	-	0(0)	-
2015 TOTALS		3/0	6	4	36	66.7	0	0	24	0 (0)	82.6
PANTHERS TOTALS		17/2	107	73	795	68.2	5	0	35	4 (17)	105.5
CAREER TOTALS		68/45	1543	829	9943	53.7	58	55	78	76 (530)	71.4

01-17 SEATTLE	W										-
01-24 ARIZONA	W		0	0	0	-	0	0	-	0(0)	-
02-07 @ Denver	L										-
2015 POSTSEASON TOTALS		1/0	0	0	0	-	0	0	0	0 (0)	-
PANTHERS POSTSEASON TOTALS		1/0	0	0	0	-	0	0	0	0 (0)	-
POSTSEASON CAREER TOTALS		1/0	0	0	0	-	0	0	0	0 (0)	-

14 WEBB

	W/L	P/S	ATT	COMP	YDS	PCT	TD	INT	LG	SACKS (LOST)	RATING
09-13 @ Jacksonville	W	P	0	0	0	-	0	0	-	0(0)	-
09-20 HOUSTON	W	P	0	0	0	-	0	0	-	0(0)	-
09-27 NEW ORLEANS	W	P	0	0	0	-	0	0	-	0(0)	-
10-04 @ Tampa Bay	W	P	0	0	0	-	0	0	-	0(0)	-
10-18 @ Seattle	W	P	0	0	0	-	0	0	-	0(0)	-
10-25 PHILADELPHIA	W	P	0	0	0	-	0	0	-	0(0)	-
11-02 INDIANAPOLIS	W	P	0	0	0	-	0	0	-	0(0)	-
11-08 GREEN BAY	W	P	0	0	0	-	0	0	-	0(0)	-
11-15 @ Tennessee	W	P	0	0	0	-	0	0	-	0(0)	-
11-22 WASHINGTON	W	P	0	0	0	-	0	0	-	0(0)	-
11-26 @ Dallas	W	P	0	0	0	-	0	0	-	0(0)	-
12-06 @ New Orleans	W	P	0	0	0	-	0	0	-	0(0)	-
12-13 ATLANTA	W	P	0	0	0	-	0	0	-	0(0)	-
12-20 @ New York Giants	W	P	0	0	0	-	0	0	-	0(0)	-
12-27 @ Atlanta	L	P	0	0	0	-	0	0	-	0(0)	-
01-03 TAMPA BAY	W	P	0	0	0	-	0	0	-	0(0)	-
2015 TOTALS		15/0	0	0	0	-	0	0	0	0 (0)	#DIV/0!
PANTHERS TOTALS		22/0	0	0	0	-	0	0	0	0 (0)	#DIV/0!
CAREER TOTALS		56/4	152	88	853	57.9	3	5	46	11 (69)	66.6

01-17 SEATTLE	W	P	0	0	0	-	0	0	-	0(0)	-
01-24 ARIZONA	W	P	0	0	0	-	0	0	-	0(0)	-
02-07 @ Denver	L	P	0	0	0	-	0	0	-	0(0)	-
2015 POSTSEASON TOTALS		3/0	0	0	0	#DIV/0!	0	0	0	0 (0)	-
PANTHERS POSTSEASON TOTALS		5/0	0	0	0	#DIV/0!	0	0	0	0 (0)	-
POSTSEASON CAREER TOTALS		6/1	30	11	180	36.7	1	1	50	3 (23)	54.9

Others: 19 GINN 2/7 @ Den: 0att-0cmp-0yds-1sk-4yds.

S = Started  
P = Played  
blank space indicates not on roster

1 NEWTON

	P/S	ATT	COMP	YDS	PCT	TD	INT	LG	SACKS (LOST)	RATING
S 31	18	175	58.1	1	1	37	2 (17)	71.3		
S 37	18	195	48.6	2	1	36	2 (17)	71.3		
S 31	20	315	64.5	2	0	55	1 (3)	119.7		
S 22	11	124	50.0	2	0	30	2 (13)	97.5		
S 36	20	269	55.6	1	2	32	3 (21)	65.6		
S 24	14	197	58.3	1	3	28	1 (7)	59.2		
S 35	16	248	45.7	2	1	48	2 (9)	76.8		
S 30	15	297	50.0	3	1	59	0 (0)	104.4		
S 25	21	217	84.0	1	0	27	5 (33)	116.2		
S 34	21	246	61.8	5	0	35	2 (20)	123.3		
S 27	16	183	59.3	0	0	31	1 (18)	79.7		
S 41	28	331	68.3	5	1	45	1 (9)	122.0		
S 21	15	265	71.4	3	0	74	2 (19)	153.3		
S 45	25	340	55.6	5	0	37	3 (31)	116.9		
S 30	17	142	56.7	0	0	19	2 (29)	69.0		
S 26	21	293	80.8	2	0	41	4 (38)	139.3		
16/16	495	296	3837	59.8	35	10	74	33 (284)	99.4	
78/78	2418	1440	18263	59.6	117	64	91	185 (1424)	88.3	
78/78	2418	1440	18263	59.6	117	64	91	185 (1424)	88.3	

S 22	16	161	72.7	1	0	27	1 (10)	108.3	
S 28	19	335	67.9	2	1	86	1 (11)	117.4	
S 41	18	265	43.9	0	1	45	6 (64)	55.4	
3/3	91	53	761	58.2	3	2	86	8 (85)	87.3
6/6	184	110	1472	59.8	8	7	59	16 (136)	83.9
6/6	184	110	1472	59.8	8	7	59	16 (136)	83.9





## CAROLINA PANTHERS - 2015 RECEIVING - PAGE 3

86 B. WILLIAMS

	W/L	P/S	NO	YDS	AVG	LG	TD
09-13 @ Jacksonville	W	P	0	0	-	-	0
09-20 HOUSTON	W	P	0	0	-	-	0
09-27 NEW ORLEANS	W						
10-04 @ Tampa Bay	W						
10-18 @ Seattle	W						
10-25 PHILADELPHIA	W						
11-02 INDIANAPOLIS	W						
11-08 GREEN BAY	W						
11-15 @ Tennessee	W						
11-22 WASHINGTON	W						
11-26 @ Dallas	W						
12-06 @ New Orleans	W						
12-13 ATLANTA	W						
12-20 @ New York Giants	W						
12-27 @ Atlanta	L						
01-03 TAMPA BAY	W						
2015 TOTALS		2/0	0	0	#DIV/0!	0	0
PANTHERS TOTALS		25/0	4	44	11.0	16	0
CAREER TOTALS		25/0	4	44	11.0	16	0

01-17 SEATTLE	W						
01-24 ARIZONA	W						
02-07 @ Denver	L						
2015 POSTSEASON TOTALS		0/0	0	0	-	-	0
PANTHERS POSTSEASON TOTALS		3/0	0	0	-	-	0
POSTSEASON CAREER TOTALS		3/0	0	0	-	-	0

S = Started

P = Played

blank space indicates not on roster







# CAROLINA PANTHERS - 2015 PUNTING

8 NORTMAN

	W/L	NO	YDS	AVG	TB	IN20	LG	BLK	NET
09-13 @ Jacksonville	W	4	179	44.8	1	2	56	0	37.5
09-20 HOUSTON	W	7	377	53.9	1	0	65	0	42.7
09-27 NEW ORLEANS	W	4	173	43.3	0	1	55	0	22.8
10-04 @ Tampa Bay	W	4	154	38.5	1	2	56	0	29.8
10-18 @ Seattle	W	5	243	48.6	0	1	59	0	43.0
10-25 PHILADELPHIA	W	4	157	39.3	0	3	45	0	38.8
11-02 INDIANAPOLIS	W	7	291	41.6	0	1	59	0	39.6
11-08 GREEN BAY	W	6	289	48.2	0	0	60	0	45.2
11-15 @ Tennessee	W	4	189	47.3	0	2	63	0	47.3
11-22 WASHINGTON	W	4	207	51.8	1	1	56	0	46.0
11-26 @ Dallas	W	2	80	40.0	0	1	58	0	36.0
12-06 @ New Orleans	W	3	114	38.0	0	1	45	0	35.7
12-13 ATLANTA	W	4	196	49.0	0	0	65	0	46.5
12-20 @ New York Giants	W	7	318	45.4	0	1	59	0	40.9
12-27 @ Atlanta	L	3	130	43.3	1	2	63	0	36.7
01-03 TAMPA BAY	W	2	76	38.0	0	2	51	0	38.0
2015 TOTALS		70	3173	45.3	5	20	65	0	39.8
PANTHERS TOTALS		288	13020	45.2	22	91	72	3	38.5
CAREER TOTALS		288	13020	45.2	22	91	72	3	38.5

# CAROLINA PANTHERS - 2015 PUNT RETURNS

11 BERSIN

	NO	YDS	AVG	FC	LG	TD
09-13 @ Jacksonville	<i>practice squad</i>					
09-20 HOUSTON	<i>practice squad</i>					
09-27 NEW ORLEANS	0	0	-	0	-	0
10-04 @ Tampa Bay	0	0	-	0	-	0
10-18 @ Seattle	0	0	-	0	-	0
10-25 PHILADELPHIA	0	0	-	0	-	0
11-02 INDIANAPOLIS	0	0	-	0	-	0
11-08 GREEN BAY	0	0	-	0	-	0
11-15 @ Tennessee	INACTIVE					
11-22 WASHINGTON	0	0	-	1	-	0
11-26 @ Dallas	0	0	-	0	-	0
12-06 @ New Orleans	INACTIVE					
12-13 ATLANTA	INACTIVE - GROIN					
12-20 @ New York Giants	INACTIVE					
12-27 @ Atlanta	INACTIVE					
01-03 TAMPA BAY	0	0	-	0	-	0
2015 TOTALS	0	0	#DIV/0!	1	0	0
PANTHERS TOTALS	14	86	6.1	21	18	0
CAREER TOTALS	14	86	6.1	21	18	0

10 BROWN

NO	YDS	AVG	FC	LG	TD
0	0	-	0	-	0
0	0	-	0	-	0
0	0	-	0	-	0
0	0	-	0	-	0
0	0	-	0	-	0
0	0	-	0	-	0
0	0	-	0	-	0
0	0	-	0	-	0
0	0	-	0	-	0
0	0	-	0	-	0
0	0	-	0	-	0
0	0	-	0	-	0
0	0	-	0	-	0
0	0	-	0	-	0
0	0	-	0	-	0
0	0	-	0	-	0
0	0	-	0	-	0
0	0	-	0	-	0
0	0	#DIV/0!	0	0	0
16	153	9.6	6	<b>79</b>	1
16	153	9.6	6	<b>79</b>	1

19 GINN JR.

NO	YDS	AVG	FC	LG	TD
3	46	15.3	2	37	0
4	44	11.0	3	17	0
0	0	-	1	-	0
2	5	2.5	0	5	0
2	18	9.0	3	11	0
1	5	5.0	3	5	0
2	18	9.0	0	18	0
5	35	7.0	0	11	0
4	61	15.3	0	23	0
1	1	1.0	1	1	0
0	0	-	1	-	0
0	0	-	2	-	0
0	0	-	3	-	0
3	44	14.7	2	36	0
0	0	-	1	-	0
INACTIVE - KNEE					
27	277	10.3	22	37	0
53	593	11.2	48	41	0
209	2295	11.0	136	<b>87</b>	4

27 MCCLAIN

NO	YDS	AVG	FC	LG	TD
0	0	-	0	-	0
0	0	-	0	-	0
2	5	2.5	2	3	0
2	5	2.5	2	3	0
2	5	2.5	2	3	0
21	198	9.4	25	25	0

01-17 SEATTLE	INACTIVE					
01-24 ARIZONA	INACTIVE					
02-07 @ Denver	INACTIVE					
2015 POSTSEASON TOTALS	0	0	#DIV/0!	0	0	0
PANTHERS POSTSEASON TOTALS	1	0	0.0	9	0	0
POSTSEASON CAREER TOTALS	1	0	0.0	9	0	0

0	0	-	0	-	0
0	0	-	0	-	0
0	0	-	0	-	0
0	0	#DIV/0!	0	0	0
0	0	#DIV/0!	0	0	0
0	0	#DIV/0!	0	0	0

1	0	0.0	1	0	0
2	38	19.0	0	19	0
3	2	0.7	2	3	0
6	40	6.7	3	19	0
8	67	8.4	3	24	0
13	142	10.9	9	32	0

0	0	-	0	-	0
0	0	-	0	-	0
0	0	-	0	-	0
0	0	#DIV/0!	0	0	0
0	0	#DIV/0!	0	0	0
0	0	#DIV/0!	0	0	0

Others: 29 MARLOWE 11/26 @ Dal: 1ret-0yds.

# CAROLINA PANTHERS - 2015 KICKOFF RETURNS

	16 BROWN					
	NO	YDS	AVG	LG	TD	
09-13 @ Jacksonville	0	0	-	-	0	
09-20 HOUSTON	0	0	-	-	0	
09-27 NEW ORLEANS	0	0	-	-	0	
10-04 @ Tampa Bay	0	0	-	-	0	
10-18 @ Seattle	0	0	-	-	0	
10-25 PHILADELPHIA	0	0	-	-	0	
11-02 INDIANAPOLIS	0	0	-	-	0	
11-08 GREEN BAY	0	0	-	-	0	
11-15 @ Tennessee	0	0	-	-	0	
11-22 WASHINGTON	INACTIVE - SHOULDER					
11-26 @ Dallas	INACTIVE - SHOULDER					
12-06 @ New Orleans	0	0	-	-	0	
12-13 ATLANTA	0	0	-	-	0	
12-20 @ New York Giants	0	0	-	-	0	
12-27 @ Atlanta	0	0	-	-	0	
01-03 TAMPA BAY	0	0	-	-	0	
2015 TOTALS	0	0	#DIV/0!	0	0	
PANTHERS TOTALS	12	273	22.8	35	0	
CAREER TOTALS	12	273	22.8	35	0	

01-17 SEATTLE	0	0	-	-	0	
01-24 ARIZONA	0	0	-	-	0	
02-07 @ Denver	0	0	-	-	0	
2015 POSTSEASON TOTALS	0	0	#DIV/0!	0	0	
PANTHERS POSTSEASON TOTALS	0	0	#DIV/0!	0	0	
POSTSEASON CAREER TOTALS	0	0	#DIV/0!	0	0	

	19 GINN JR.					
	NO	YDS	AVG	LG	TD	
0	0	-	-	0		
0	0	-	-	0		
0	0	-	-	0		
0	0	-	-	0		
0	0	-	-	0		
0	0	-	-	0		
0	0	-	-	0		
1	8	8.0	8	0		
0	0	-	-	0		
0	0	-	-	0		
0	0	-	-	0		
0	0	-	-	0		
0	0	-	-	0		
0	0	-	-	0		
0	0	-	-	0		
0	0	-	-	0		
0	0	-	-	0		
0	0	-	-	0		
0	0	-	-	0		
0	0	-	-	0		
0	0	-	-	0		
0	0	-	-	0		
0	0	-	-	0		
0	0	-	-	0		
0	0	-	-	0		
1	8	8.0	8	0		
26	603	23.2	38	0		
282	6451	22.9	102	3		

0	0	-	-	0		
0	0	-	-	0		
0	0	-	-	0		
0	0	-	-	0		
0	0	-	-	0		
0	0	#DIV/0!	0	0		
3	62	20.7	25	0		
7	166	23.7	48	0		

	14 WEBB					
	NO	YDS	AVG	LG	TD	
0	0	-	-	0		
0	0	-	-	0		
1	15	15.0	15	0		
0	0	-	-	0		
0	0	-	-	0		
0	0	-	-	0		
0	0	-	-	0		
1	25	25.0	25	0		
0	0	-	-	0		
1	23	23.0	23	0		
0	0	-	-	0		
0	0	-	-	0		
0	0	-	-	0		
0	0	-	-	0		
0	0	-	-	0		
0	0	-	-	0		
2	51	25.5	27	0		
8	178	22.3	27	0		
10	231	23.1	27	0		
12	270	22.5	30	0		

4	59	14.8	25	0		
0	0	-	-	0		
1	24	24.0	24	0		
5	83	16.6	25	0		
5	83	16.6	25	0		
5	83	16.6	25	0		

	43 WHITTAKER					
	NO	YDS	AVG	LG	TD	
0	0	-	-	0		
1	33	33.0	33	0		
0	0	-	-	0		
1	26	26.0	26	0		
0	0	-	-	0		
1	27	27.0	27	0		
2	37	18.5	21	0		
0	0	-	-	0		
0	0	-	-	0		
1	22	22.0	22	0		
0	0	-	-	0		
0	0	-	-	0		
2	47	23.5	24	0		
0	0	-	-	0		
1	17	17.0	17	0		
0	0	-	-	0		
9	209	23.2	33	0		
20	471	23.6	46	0		
49	1109	22.6	56	0		

	INACTIVE - ANKLE					
	NO	YDS	AVG	LG	TD	
1	19	19.0	19	0		
1	18	18.0	18	0		
2	37	18.5	19	0		
5	99	19.8	23	0		
5	99	19.8	23	0		

	35 TOLBERT					
	NO	YDS	AVG	LG	TD	
09-13 @ Jacksonville	0	0	-	-	0	
09-20 HOUSTON	0	0	-	-	0	
09-27 NEW ORLEANS	0	0	-	-	0	
10-04 @ Tampa Bay	0	0	-	-	0	
10-18 @ Seattle	0	0	-	-	0	
10-25 PHILADELPHIA	0	0	-	-	0	
11-02 INDIANAPOLIS	0	0	-	-	0	
11-08 GREEN BAY	0	0	-	-	0	
11-15 @ Tennessee	0	0	-	-	0	
11-22 WASHINGTON	1	8	8.0	8	0	
11-26 @ Dallas	0	0	-	-	0	
12-06 @ New Orleans	0	0	-	-	0	
12-13 ATLANTA	0	0	-	-	0	
12-20 @ New York Giants	0	0	-	-	0	
12-27 @ Atlanta	0	0	-	-	0	
01-03 TAMPA BAY	0	0	-	-	0	
2015 TOTALS	1	8	8.0	8	0	
PANTHERS TOTALS	3	36	12.0	26	0	
CAREER TOTALS	3	36	12.0	26	0	

01-17 SEATTLE	0	0	-	-	0	
01-24 ARIZONA	0	0	-	-	0	
02-07 @ Denver	0	0	-	-	0	
2015 POSTSEASON TOTALS	0	0	#DIV/0!	0	0	
PANTHERS POSTSEASON TOTALS	0	0	#DIV/0!	0	0	
POSTSEASON CAREER TOTALS	0	0	#DIV/0!	0	0	



CAROLINA PANTHERS - 2015  
INTERCEPTIONS - PAGE 2

41 HARPER					
	NO	YDS	AVG	LG	TD
09-13 @ Jacksonville					
09-20 HOUSTON					
09-27 NEW ORLEANS					
10-04 @ Tampa Bay					
10-18 @ Seattle					
10-25 PHILADELPHIA					
11-02 INDIANAPOLIS					
11-08 GREEN BAY					
11-15 @ Tennessee					
11-22 WASHINGTON					
11-26 @ Dallas					
12-06 @ New Orleans					
12-13 ATLANTA					
12-20 @ New York Giants					
12-27 @ Atlanta					
01-03 TAMPA BAY					
2015 TOTALS	0	0	#DIV/0!	0	0
PANTHERS TOTALS	4	43	10.8	31	1
CAREER TOTALS	11	148	13.5	41	2

42 JONES					
	NO	YDS	AVG	LG	TD
09-13 @ Jacksonville					
09-20 HOUSTON					
09-27 NEW ORLEANS					
10-04 @ Tampa Bay					
10-18 @ Seattle					
10-25 PHILADELPHIA	1	0	0.0	0	0
11-02 INDIANAPOLIS					
11-08 GREEN BAY					
11-15 @ Tennessee					
11-22 WASHINGTON					
11-26 @ Dallas					
12-06 @ New Orleans					
12-13 ATLANTA					
12-20 @ New York Giants					
12-27 @ Atlanta					
01-03 TAMPA BAY					
2015 TOTALS	1	0	0.0	0	0
PANTHERS TOTALS	1	0	0.0	0	0
CAREER TOTALS	1	0	0.0	0	0

56 KLEIN					
	NO	YDS	AVG	LG	TD
09-13 @ Jacksonville					
09-20 HOUSTON	1	8	8.0	8	0
09-27 NEW ORLEANS					
10-04 @ Tampa Bay					
10-18 @ Seattle					
10-25 PHILADELPHIA					
11-02 INDIANAPOLIS					
11-08 GREEN BAY					
11-15 @ Tennessee					
11-22 WASHINGTON					
11-26 @ Dallas					
12-06 @ New Orleans					
12-13 ATLANTA					
12-20 @ New York Giants					
12-27 @ Atlanta					
01-03 TAMPA BAY					
2015 TOTALS	1	8	8.0	8	0
PANTHERS TOTALS	1	8	8.0	8	0
CAREER TOTALS	1	8	8.0	8	0

59 KUECHLY					
	NO	YDS	AVG	LG	TD
09-13 @ Jacksonville					
09-20 HOUSTON					
09-27 NEW ORLEANS					
10-04 @ Tampa Bay					
10-18 @ Seattle					
10-25 PHILADELPHIA					
11-02 INDIANAPOLIS					
11-08 GREEN BAY					
11-15 @ Tennessee					
11-22 WASHINGTON					
11-26 @ Dallas					
12-06 @ New Orleans					
12-13 ATLANTA					
12-20 @ New York Giants					
12-27 @ Atlanta					
01-03 TAMPA BAY					
2015 TOTALS	4	48	12.0	32	1
PANTHERS TOTALS	11	103	9.4	32	1
CAREER TOTALS	11	103	9.4	32	1

01-17 SEATTLE					
01-24 ARIZONA					
02-07 @ Denver					
2015 POSTSEASON TOTALS	0	0	#DIV/0!	0	0
PANTHERS POSTSEASON TOTALS	0	0	#DIV/0!	0	0
POSTSEASON CAREER TOTALS	0	0	#DIV/0!	0	0

01-17 SEATTLE					
01-24 ARIZONA					
02-07 @ Denver					
2015 POSTSEASON TOTALS	0	0	#DIV/0!	0	0
PANTHERS POSTSEASON TOTALS	0	0	#DIV/0!	0	0
POSTSEASON CAREER TOTALS	0	0	#DIV/0!	0	0

01-17 SEATTLE					
01-24 ARIZONA					
02-07 @ Denver					1
2015 POSTSEASON TOTALS	0	0	#DIV/0!	0	0
PANTHERS POSTSEASON TOTALS	0	0	#DIV/0!	0	0
POSTSEASON CAREER TOTALS	0	0	#DIV/0!	0	0

01-17 SEATTLE	1	14	14.0	14	1
01-24 ARIZONA	1	22	22.0	22	1
02-07 @ Denver					
2015 POSTSEASON TOTALS	2	36	18.0	22	2
PANTHERS POSTSEASON TOTALS	3	37	12.3	22	2
POSTSEASON CAREER TOTALS	3	37	12.3	22	2

27 MCCLAIN					
	NO	YDS	AVG	LG	TD
09-13 @ Jacksonville					
09-20 HOUSTON					
09-27 NEW ORLEANS					
10-04 @ Tampa Bay					
10-18 @ Seattle					
10-25 PHILADELPHIA					
11-02 INDIANAPOLIS					
11-08 GREEN BAY					
11-15 @ Tennessee					
11-22 WASHINGTON					
11-26 @ Dallas					
12-06 @ New Orleans					
12-13 ATLANTA					
12-20 @ New York Giants					
12-27 @ Atlanta					
01-03 TAMPA BAY	1	24	24.0	24	0
2015 TOTALS	1	24	24.0	24	0
PANTHERS TOTALS	1	24	24.0	24	0
CAREER TOTALS	4	61	15.3	32	0

24 NORMAN					
	NO	YDS	AVG	LG	TD
09-13 @ Jacksonville	1	30	30.0	30	1
09-20 HOUSTON					
09-27 NEW ORLEANS	1	0	0.0	0	0
10-04 @ Tampa Bay	2	80	40.0	46	1
10-18 @ Seattle					
10-25 PHILADELPHIA					
11-02 INDIANAPOLIS					
11-08 GREEN BAY					
11-15 @ Tennessee					
11-22 WASHINGTON					
11-26 @ Dallas					
12-06 @ New Orleans					
12-13 ATLANTA					
12-20 @ New York Giants					
12-27 @ Atlanta					
01-03 TAMPA BAY					
2015 TOTALS	4	110	27.5	46	2
PANTHERS TOTALS	7	172	24.6	33	2
CAREER TOTALS	7	172	24.6	33	2

31 TILLMAN					
	NO	YDS	AVG	LG	TD
09-13 @ Jacksonville					
09-20 HOUSTON					
09-27 NEW ORLEANS					
10-04 @ Tampa Bay					
10-18 @ Seattle					
10-25 PHILADELPHIA					
11-02 INDIANAPOLIS	1	0	0.0	0	0
11-08 GREEN BAY					
11-15 @ Tennessee					
11-22 WASHINGTON					
11-26 @ Dallas					
12-06 @ New Orleans					
12-13 ATLANTA					
12-20 @ New York Giants					
12-27 @ Atlanta					
01-03 TAMPA BAY					
2015 TOTALS	2	0	0.0	0	0
PANTHERS TOTALS	2	0	0.0	0	0
CAREER TOTALS	38	675	17.8	95	8

01-17 SEATTLE					
01-24 ARIZONA					
02-07 @ Denver					
2015 POSTSEASON TOTALS	0	0	#DIV/0!	0	0
PANTHERS POSTSEASON TOTALS	0	0	#DIV/0!	0	0
POSTSEASON CAREER TOTALS	0	0	#DIV/0!	0	0

01-17 SEATTLE					
01-24 ARIZONA					
02-07 @ Denver					
2015 POSTSEASON TOTALS	0	0	#DIV/0!	0	0
PANTHERS POSTSEASON TOTALS	0	0	#DIV/0!	0	0
POSTSEASON CAREER TOTALS	0	0	#DIV/0!	0	0

01-17 SEATTLE					
01-24 ARIZONA					
02-07 @ Denver					
2015 POSTSEASON TOTALS	0	0	-	-	0
PANTHERS POSTSEASON TOTALS	0	0	-	-	0
POSTSEASON CAREER TOTALS	0	0	-	-	0











# CAROLINA PANTHERS - 2015 DEFENSE - PAGE 5

99 SHORT

	W/L	P/S	TACKLES			SCKS	QBP	FR	FF	PD	TD	
			TOTAL	SOLO	ASST							
09-13 @ Jacksonville	W	S	2	2	0	0.0	1	0	0	0	0	
09-20 HOUSTON	W	S	3	1	2	0.0	7	0	0	0	0	
09-27 NEW ORLEANS	W	S	2	1	1	0.0	0	0	0	0	0	
10-04 @ Tampa Bay	W	S	4	3	1	0.0	3	0	0	2	0	
10-18 @ Seattle	W	S	6	5	1	2.0	2	0	0	1	0	
10-25 PHILADELPHIA	W	S	7	6	1	3.0	3	0	1	1	0	
11-02 INDIANAPOLIS	W	S	2	2	0	0.0	1	0	0	2	0	
11-08 GREEN BAY	W	S	4	3	1	1.0	2	0	0	0	0	
11-15 @ Tennessee	W	S	3	2	1	0.0	2	1	0	0	0	
11-22 WASHINGTON	W	S	1	1	0	0.0	1	0	0	0	0	
11-26 @ Dallas	W	S	3	1	2	0.0	3	0	0	0	0	
12-06 @ New Orleans	W	S	1	1	0	1.0	3	0	0	0	0	
12-13 ATLANTA	W	S	3	3	0	2.0	3	1	2	0	0	
12-20 @ New York Giants	W	S	2	2	0	0.0	1	0	0	0	0	
12-27 @ Atlanta	L	S	7	7	0	2.0	0	0	0	0	0	
01-03 TAMPA BAY	W	S	1	0	1	0.0	0	0	0	0	0	
2015 TOTALS			16/16	51	40	11	11.0	32	2	3	6	0
PANTHERS TOTALS			48/25	122	89	33	16.0	65	5	5	9	0
CAREER TOTALS			48/25	122	89	33	16.0	65	5	5	9	0

01-17 SEATTLE	W	S	3	2	1	1.0	4	0	0	1	0	
01-24 ARIZONA	W	S	2	2	0	1.0	1	0	1	0	0	
02-07 @ Denver	L	S	1	1	0	0.0	1	0	0	0	0	
2015 POSTSEASON TOTALS			3/3	6	5	1	2.0	6	0	1	1	0
PANTHERS POSTSEASON TOTALS			6/5	16	11	5	3.0	8	0	1	1	0
POSTSEASON CAREER TOTALS			6/5	16	11	5	3.0	8	0	1	1	0

21 WILLIAMS

	W/L	P/S	TACKLES			SCKS	QBP	FR	FF	PD	TD	
			TOTAL	SOLO	ASST							
09-13 @ Jacksonville	W	P	0	0	0	0.0	0	0	0	0	0	
09-20 HOUSTON	W	P	0	0	0	0.0	0	0	0	0	0	
09-27 NEW ORLEANS	W	P	0	0	0	0.0	0	0	0	0	0	
10-04 @ Tampa Bay	W	P	1	1	0	0.0	0	0	0	0	0	
10-18 @ Seattle	W	P	0	0	0	0.0	0	0	0	0	0	
10-25 PHILADELPHIA	W	P	0	0	0	0.0	0	0	0	0	0	
11-02 INDIANAPOLIS	W	P	0	0	0	0.0	0	0	0	0	0	
11-08 GREEN BAY	W	P	0	0	0	0.0	0	0	0	0	0	
11-15 @ Tennessee	W	P	0	0	0	0.0	0	0	0	0	0	
11-22 WASHINGTON	W	P	0	0	0	0.0	0	0	0	0	0	
11-26 @ Dallas	W	P	0	0	0	0.0	0	0	0	0	0	
12-06 @ New Orleans	W	P	0	0	0	0.0	0	0	0	0	0	
12-13 ATLANTA	W	P	1	1	0	0.0	0	0	0	0	0	
12-20 @ New York Giants	W	P	0	0	0	0.0	0	0	0	0	0	
12-27 @ Atlanta	L	P	0	0	0	0.0	0	0	0	0	0	
01-03 TAMPA BAY	W	P	0	0	0	0.0	0	0	0	0	0	
2015 TOTALS			16/0	2	2	0	0.0	0	0	0	0	0
PANTHERS TOTALS			16/0	2	2	0	0.0	0	0	0	0	0
01-17 SEATTLE			33/0	5	4	1	0.0	-	0	0	0	0

01-17 SEATTLE	W	P	0	0	0	0.0	0	0	0	0	0	
01-24 ARIZONA	W	P	0	0	0	0.0	0	0	0	0	0	
02-07 @ Denver	L	P	0	0	0	0.0	0	0	0	0	0	
2015 POSTSEASON TOTALS			3/0	0	0	0	0.0	0	0	0	0	0
PANTHERS POSTSEASON TOTALS			3/0	0	0	0	0.0	0	0	0	0	0
POSTSEASON CAREER TOTALS			3/0	0	0	0	0.0	0	0	0	0	0

54 THOMPSON

	P/S	TACKLES			SCKS	QBP	FR	FF	PD	TD
		TOTAL	SOLO	ASST						
S	1	0	1	0.0	0	0	0	0	0	0
S	5	5	0	0.0	0	0	0	0	0	0
S	8	6	2	1.0	0	0	0	0	0	0
S	5	3	2	0.0	1	0	0	0	0	0
S	5	2	3	0.0	1	0	0	0	0	0
INACTIVE - KNEE										
INACTIVE - KNEE										
S	1	0	1	0.0	0	0	0	0	0	0
P	2	1	1	0.0	0	0	0	0	0	0
P	5	3	2	0.0	0	0	0	1	1	0
P	3	2	1	0.0	0	0	0	0	1	0
P	3	2	1	0.0	0	0	0	0	1	0
S	4	2	2	0.0	0	0	0	0	0	0
S	5	5	0	0.0	0	0	0	0	0	0
S	6	5	1	0.0	0	0	0	0	0	0
S	8	6	2	0.0	0	0	0	1	1	0
14/10	61	42	19	1.0	2	0	0	4	4	0
14/10	61	42	19	1.0	2	0	0	4	4	0
14/10	61	42	19	1.0	2	0	0	4	4	0

S	1	0	1	0.0	0	0	0	0	0	0
S	3	3	0	1.0	0	0	0	0	0	0
S	5	5	0	0.0	0	0	0	0	0	0
3/3	9	8	1	1.0	0	0	0	0	0	0
3/3	9	8	1	1.0	0	0	0	0	0	0
3/3	9	8	1	1.0	0	0	0	0	0	0

31 TILLMAN

	P/S	TACKLES			SCKS	QBP	FR	FF	PD	TD	
		TOTAL	SOLO	ASST							
S	6	4	2	0.0	0	0	0	1	1	0	
S	4	3	1	0.0	0	0	0	0	2	0	
S	11	11	0	0.0	0	0	0	0	0	0	
S	3	1	2	0.0	0	0	0	0	1	0	
S	3	1	2	0.0	0	0	0	0	0	0	
S	5	2	3	0.0	0	0	0	0	0	0	
S	4	3	1	0.0	0	0	0	0	3	0	
S	5	4	1	0.0	0	1	0	1	0	1	0
S	2	2	0	0.0	0	0	0	0	0	0	0
INACTIVE - KNEE											
INACTIVE - KNEE											
INACTIVE - KNEE											
INACTIVE - KNEE											
S	7	5	2	0.0	0	1	1	0	0	0	
S	4	4	0	0.0	0	0	0	0	1	0	
S	4	3	1	0.0	0	0	0	0	0	0	
12/12	58	43	15	0.0	0	2	1	9	9	0	
12/12	58	43	15	0.0	0	2	1	9	9	0	
168/163	1019	763	256	3.0	-	10	43	142	8	8	

INJURED RESERVE - KNEE										
INJURED RESERVE - KNEE										
INJURED RESERVE - KNEE										
0/0	0	0	0	0.0	0	0	0	0	0	0
0/0	0	0	0	0.0	0	0	0	0	0	0
6/6	37	26	11	0.0	-	1	1	9	0	0

S = Started

P = Played

blank space indicates not on roster

# CAROLINA PANTHERS - 2015 STARTERS

Game-By-Game Offensive Starters

	W/L	WR	LT	LG	C	RG	RT	TE	WR	QB	FB	RB
09-13 @ Jacksonville	W	19 Ginn	73 Oher	68 Norwell	67 Kalil	70 Turner	74 Remmers	88 Olsen	10 Bown	1 Newton	84 Dickson (2TE)	28 Stewart
09-20 HOUSTON	W	19 Ginn	73 Oher	68 Norwell	67 Kalil	70 Turner	74 Remmers	88 Olsen	10 Bown	1 Newton	84 Dickson (2TE)	28 Stewart
09-27 NEW ORLEANS	W	19 Ginn	73 Oher	68 Norwell	67 Kalil	70 Turner	74 Remmers	88 Olsen	10 Bown	1 Newton	11 Bersin (3WR)	28 Stewart
10-04 @ Tampa Bay	W	19 Ginn	73 Oher	68 Norwell	67 Kalil	70 Turner	74 Remmers	88 Olsen	10 Bown	1 Newton	11 Bersin (3WR)	28 Stewart
10-18 @ Seattle	W	19 Ginn	73 Oher	68 Norwell	67 Kalil	70 Turner	74 Remmers	88 Olsen	10 Bown	1 Newton	35 Tolbert	28 Stewart
10-25 PHILADELPHIA	W	19 Ginn	73 Oher	68 Norwell	67 Kalil	70 Turner	74 Remmers	88 Olsen	10 Bown	1 Newton	84 Dickson (2TE)	28 Stewart
11-02 INDIANAPOLIS	W	19 Ginn	73 Oher	68 Norwell	61 Velasco	70 Turner	74 Remmers	88 Olsen	10 Bown	1 Newton	84 Dickson (2TE)	28 Stewart
11-08 GREEN BAY	W	19 Ginn	73 Oher	66 Silatolu	67 Kalil	70 Turner	74 Remmers	88 Olsen	10 Bown	1 Newton	84 Dickson (2TE)	28 Stewart
11-15 @ Tennessee	W	19 Ginn	73 Oher	66 Silatolu	67 Kalil	70 Turner	74 Remmers	88 Olsen	82 Cotchery	1 Newton	84 Dickson (2TE)	28 Stewart
11-22 WASHINGTON	W	19 Ginn	73 Oher	66 Silatolu	67 Kalil	70 Turner	74 Remmers	88 Olsen	17 Funchess	1 Newton	84 Dickson (2TE)	28 Stewart
11-26 @ Dallas	W	19 Ginn	73 Oher	68 Norwell	67 Kalil	70 Turner	74 Remmers	88 Olsen	17 Funchess	1 Newton	84 Dickson (2TE)	28 Stewart
12-06 @ New Orleans	W	60 Williams (6OL)	73 Oher	68 Norwell	67 Kalil	70 Turner	74 Remmers	88 Olsen	17 Funchess	1 Newton	84 Dickson (2TE)	28 Stewart
12-13 ATLANTA	W	19 Ginn	73 Oher	68 Norwell	67 Kalil	70 Turner	74 Remmers	88 Olsen	10 Bown	1 Newton	84 Dickson (2TE)	28 Stewart
12-20 @ New York Giants	W	60 Williams (6OL)	73 Oher	68 Norwell	67 Kalil	70 Turner	74 Remmers	88 Olsen	17 Funchess	1 Newton	84 Dickson (2TE)	35 Tolbert
12-27 @ Atlanta	L	19 Ginn	73 Oher	68 Norwell	67 Kalil	70 Turner	74 Remmers	88 Olsen	10 Bown	1 Newton	82 Cotchery (3WR)	43 Whittaker
01-03 TAMPA BAY	W	17 Funchess	73 Oher	68 Norwell	67 Kalil	70 Turner	74 Remmers	88 Olsen	10 Bown	1 Newton	82 Cotchery (3WR)	35 Tolbert
01-17 SEATTLE	W	17 Funchess	73 Oher	68 Norwell	67 Kalil	70 Turner	74 Remmers	88 Olsen	84 Dickson (2TE)	1 Newton	35 Tolbert	28 Stewart
01-24 ARIZONA	W	17 Funchess	73 Oher	68 Norwell	67 Kalil	70 Turner	74 Remmers	88 Olsen	10 Brown	1 Newton	82 Cotchery (3WR)	28 Stewart
02-07 @ Denver	L	60 Williams (6OL)	73 Oher	68 Norwell	67 Kalil	70 Turner	74 Remmers	88 Olsen	17 Funchess	1 Newton	84 Dickson (2TE)	28 Stewart

Game-By-Game Defensive Starters

	W/L	LDE	LDT	RDT	RDE	SLB	MLB	WLB	LCB	RCB	SS	FS
09-13 @ Jacksonville	W	95 Johnson	93 Love	99 Short	94 Ealy	54 Thompson	59 Kuechly	58 Davis	31 Tilman	24 Norman	41 Harper	20 Coleman
09-20 HOUSTON	W	95 Johnson	93 Love	99 Short	94 Ealy	54 Thompson	56 Klein	58 Davis	31 Tilman	24 Norman	41 Harper	20 Coleman
09-27 NEW ORLEANS	W	95 Johnson	98 Lotulelei	99 Short	96 Horton	54 Thompson	56 Klein	58 Davis	31 Tilman	24 Norman	41 Harper	20 Coleman
10-04 @ Tampa Bay	W	94 Ealy	98 Lotulelei	99 Short	69 Allen	54 Thompson	56 Klein	58 Davis	31 Tilman	24 Norman	41 Harper	20 Coleman
10-18 @ Seattle	W	94 Ealy	98 Lotulelei	99 Short	96 Horton	54 Thompson	59 Kuechly	58 Davis	31 Tilman	24 Norman	41 Harper	20 Coleman
10-25 PHILADELPHIA	W	94 Ealy	98 Lotulelei	99 Short	69 Allen	42 Jones (5DB)	59 Kuechly	58 Davis	31 Tilman	24 Norman	41 Harper	20 Coleman
11-02 INDIANAPOLIS	W	94 Ealy	98 Lotulelei	99 Short	69 Allen	56 Klein	59 Kuechly	58 Davis	31 Tilman	24 Norman	41 Harper	20 Coleman
11-08 GREEN BAY	W	94 Ealy	98 Lotulelei	99 Short	69 Allen	54 Thompson	59 Kuechly	58 Davis	31 Tilman	24 Norman	41 Harper	20 Coleman
11-15 @ Tennessee	W	94 Ealy	98 Lotulelei	99 Short	69 Allen	56 Klein	59 Kuechly	58 Davis	31 Tilman	24 Norman	41 Harper	20 Coleman
11-22 WASHINGTON	W	94 Ealy	98 Lotulelei	99 Short	69 Allen	42 Jones (5DB)	59 Kuechly	58 Davis	25 Benwikere	24 Norman	41 Harper	20 Coleman
11-26 @ Dallas	W	95 Johnson	98 Lotulelei	99 Short	69 Allen	56 Klein	59 Kuechly	58 Davis	25 Benwikere	24 Norman	41 Harper	20 Coleman
12-06 @ New Orleans	W	95 Johnson	98 Lotulelei	99 Short	69 Allen	42 Jones (5DB)	59 Kuechly	58 Davis	25 Benwikere	24 Norman	41 Harper	20 Coleman
12-13 ATLANTA	W	95 Johnson	98 Lotulelei	99 Short	69 Allen	54 Thompson	59 Kuechly	58 Davis	25 Benwikere	24 Norman	41 Harper	20 Coleman
12-20 @ New York Giants	W	95 Johnson	98 Lotulelei	99 Short	69 Allen	54 Thompson	59 Kuechly	58 Davis	31 Tilman	24 Norman	41 Harper	20 Coleman
12-27 @ Atlanta	L	95 Johnson	98 Lotulelei	99 Short	69 Allen	54 Thompson	59 Kuechly	58 Davis	31 Tilman	24 Norman	41 Harper	20 Coleman
01-03 TAMPA BAY	W	95 Johnson	98 Lotulelei	99 Short	69 Allen	54 Thompson	59 Kuechly	58 Davis	31 Tilman	24 Norman	41 Harper	33 Boston
01-17 SEATTLE	W	95 Johnson	98 Lotulelei	99 Short	69 Allen	54 Thompson	59 Kuechly	58 Davis	27 McClain	24 Norman	41 Harper	20 Coleman
01-24 ARIZONA	W	95 Johnson	98 Lotulelei	99 Short	69 Allen	54 Thompson	59 Kuechly	58 Davis	27 McClain	24 Norman	41 Harper	20 Coleman
02-07 @ Denver	L	95 Johnson	98 Lotulelei	99 Short	69 Allen	54 Thompson	59 Kuechly	58 Davis	27 McClain	24 Norman	41 Harper	20 Coleman

Carolina Panthers - Participation Chart - PAGE 1

INA = Inactive      ps = Practice Squad  
 GP = Games Played      psir = Practice Squad Injured Reserve  
 GS = Games Started      PUP = physically unable to perform  
 DNP = Did Not Play      EXE = roster exemption  
 IR = Injured Reserve      SUS = suspended  
 IR-DTR = Injured Reserve / Designated to Return

	Totals																	Postseason			
	Jacksonville	HOUSTON	NEW ORLEANS	Tampa Bay	Seattle	PHILADELPHIA	INDIANAPOLIS	GREEN BAY	Tennessee	WASHINGTON	Dallas	New Orleans	ATLANTA	New York Giants	Atlanta	TAMPA BAY	GP/GS/DNP/INA	SEATTLE	ARIZONA	Denver	GP/GS/DNP/INA
Addison, Mario	P	P	P	P	P	P	INA	P	P	P	P	INA	P	P	P	P	14/0/0/2	P	P	P	3/0/0/0
Aiken, Danny											INA						0/0/0/1				0/0/0/0
Alexih, Chas	ps	ps	ps	ps	ps	ps	ps	ps	ps	ps	ps	ps	ps	ps	ps	ps	0/0/0/0	ps	ps	ps	0/0/0/0
Alexander, Frank	IR	IR	IR	IR	IR	IR	IR	IR	IR	IR	SUS	SUS	SUS	SUS	SUS	SUS	0/0/0/0	SUS	SUS	SUS	0/0/0/0
Allen, Jared				DE	INA	DE	DE	DE	DE	DE	DE	DE	DE	DE	DE	DE	12/12/0/1	DE	INA	DE	2/2/0/1
Anderson, Derek	DNP	DNP	DNP	DNP	DNP	DNP	DNP	DNP	DNP	P	DNP	DNP	P	DNP	DNP	P	3/0/13/0	DNP	P	DNP	1/0/2/0
Artis-Payne, Cameron	P	INA	P	P	DNP	P	DNP	INA	INA	INA	INA	INA	INA	P	P	P	7/0/2/7	P	INA	INA	1/0/0/2
Askew, Nate							ps	ps	ps	ps	ps	ps	ps	ps	ps	ps	0/0/0/0	ps	ps	ps	0/0/0/0
Ball, Marcus				ps	ps	ps	ps	ps	ps	ps	ps	ps	ps	ps	ps	ps	0/0/0/0	ps	ps	ps	0/0/0/0
Benjamin, Kelvin	IR	IR	IR	IR	IR	IR	IR	IR	IR	IR	IR	IR	IR	IR	IR	IR	0/0/0/0	IR	IR	IR	0/0/0/0
Benwikere, Bené	P	P	P	P	P	P	P	P	P	CB	CB	CB	CB	IR	IR	IR	13/4/0/0	IR	IR	IR	0/0/0/0
Bersin, Brenton	ps	ps	WR	WR	P	P	P	P	INA	P	P	INA	INA	INA	INA	P	9/2/0/5	INA	INA	INA	0/0/0/3
Blechen, Brian	ps	ps											ps	ps	ps	ps	0/0/0/0	ps	ps	ps	0/0/0/0
Boston, Tre	P	P	P	P	P	P	P	P	P	P	P	P	P	P	P	FS	16/1/0/0	P	P	P	3/0/0/0
Brockel, Richie	INA	INA	P	P	INA	IR	IR	IR	IR								2/0/0/3				0/0/0/0
Brown, Corey	WR	WR	WR	WR	WR	WR	WR	WR	WR	P	INA	INA	P	WR	P	WR	14/11/0/2	P	WR	P	3/1/0/0
Burton, Pierce		ps	ps	ps	ps	ps	ps	ps	ps	ps							0/0/0/0				0/0/0/0
Byrd, Damiere	ps		ps	ps	ps	ps	ps	ps	ps	ps	ps	ps	ps	ps	ps	ps	0/0/0/0	ps	ps	ps	0/0/0/0
Chandler, Nate	INA	IR	IR	IR	IR	IR	IR	IR	IR	IR	IR	IR	IR	IR	IR	IR	0/0/0/1	IR	IR	IR	0/0/0/0
Cole, Colin	P	P	INA														2/0/0/1				0/0/0/0
Coleman, Kurt	FS	FS	FS	FS	FS	FS	FS	FS	FS	FS	FS	FS	FS	FS	FS	INA	15/15/0/1	FS	FS	FS	3/3/0/0
Cotchery, Jerricho	P	P	INA	INA	P	P	P	P	WR	P	P	P	P	P	WR	WR	14/3/0/2	P	WR	P	3/1/0/0
Cox, Rakim	ps	ps	ps	ps	ps	ps	ps	ps	ps	ps	ps	ps	ps	ps	ps	ps	0/0/0/0	ps	ps	ps	0/0/0/0
Davis, Thomas	WLB	WLB	WLB	WLB	WLB	WLB	WLB	WLB	WLB	WLB	WLB	WLB	WLB	WLB	WLB	WLB	16/16/0/0	WLB	WLB	WLB	3/3/0/0
Delaire, Ryan				P	P	P	P	P	P	P	INA	P	INA	INA	P	INA	9/0/0/4	INA	P	INA	1/0/0/2
Dickson, Ed	TE	TE	P	P	P	TE	TE	TE	TE	TE	TE	TE	TE	TE	P	P	16/11/0/0	TE	P	TE	3/2/0/0
Dismukes, Reese							ps	ps	ps	ps	ps	ps	ps	ps	ps	ps	0/0/0/0	ps	ps	ps	0/0/0/0
Dowling, Ras-I											ps	ps	ps	ps	ps	ps	0/0/0/0	ps	ps	ps	0/0/0/0
Ealy, Kony	DE	DE	P	DE	DE	DE	DE	DE	DE	DE	P	P	P	P	P	P	16/9/0/0	P	DE	P	3/1/0/0
Edwards, Dwan	P	P	P	P	P	INA	INA	INA	INA	P	P	P	P	P	P	P	12/0/0/4	P	P	P	3/0/0/0
Finnegan, Cortland												P	P	P	P	P	5/0/0/0	P	P	P	3/0/0/0
Foucault, David	ps	ps	ps	DNP	ps	ps	ps	ps	ps	ps	ps	ps	ps	ps	ps	ps	0/0/1/0	ps	ps	ps	0/0/0/0
Funcness, Devin	P	P	P	P	P	P	P	P	P	WR	WR	WR	P	WR	P	WR	16/5/0/0	WR	WR	WR	3/3/0/0
Gano, Graham	P	P	P	P	P	P	P	P	P	P	P	P	P	P	P	P	16/0/0/0	P	P	P	3/0/0/0
Ginn, Jr., Ted	WR	WR	WR	WR	WR	WR	WR	WR	WR	WR	WR	P	WR	P	WR	INA	15/13/0/1	P	P	P	3/0/0/0
Glanton, Adarius	ps	ps	ps	ps	ps	ps	ps	ps	ps	ps	ps						0/0/0/0				0/0/0/0
Green, Tyrone	IR	IR	IR	IR	IR	IR	IR	IR	IR	IR	IR	IR	IR	IR	IR	IR	0/0/0/0	IR	IR	IR	0/0/0/0
Harper, Roman	SS	SS	SS	SS	SS	SS	SS	SS	SS	SS	SS	SS	SS	SS	SS	SS	16/16/0/0	SS	SS	SS	3/3/0/0
Hill, Stephen	IR	IR	IR	IR	IR	IR	IR	IR	IR	IR	SUS	IR	IR	IR	IR	IR	0/0/0/0	IR	IR	IR	0/0/0/0
Horton, Wes	P	P	DE		DE	P	P	P	P	INA	SUS	SUS	SUS	SUS	EXE		8/2/0/1	ps	ps	ps	0/0/0/0
Jacobs, Ben	P	P	P	P	P	P	P	P	P	P	P	P	P	P	P	P	16/0/0/0	P	P	P	3/0/0/0
Jansen, J.J.	P	P	P	P	P	P	P	P	P	P	P	P	P	P	P	P	16/0/0/0	P	P	P	3/0/0/0
Johnson, Charles	DE	DE	DE	IR-DTR	IR-DTR	IR-DTR	IR-DTR	IR-DTR	IR-DTR	IR-DTR	IR-DTR	DE	DE	DE	DE	DE	9/9/0/0	DE	DE	DE	3/3/0/0
Jones, Colin	P	P	P	P	P	DB	P	P	P	DB	P	DB	P	INA	P	P	15/3/0/1	P	P	P	3/0/0/0
Kalil, Ryan	C	C	C	C	C	C	INA	C	C	C	C	C	C	C	C	C	15/15/0/1	C	C	C	3/3/0/0

Carolina Panthers - Participation Chart - PAGE 2

INA = Inactive      ps = Practice Squad  
 GP = Games Played      psi = Practice Squad Injured  
 GS = Games Started      PUP = physically unable to perform  
 DNP = Did Not Play      EXE = roster exemption  
 IR = Injured Reserve      SUS = suspended  
 IR-DTR = Injured Reserve / Designated to Return

	Jacksonville	HOUSTON	NEW ORLEANS	Tampa Bay	Seattle	PHILADELPHIA	INDIANAPOLIS	GREEN BAY	Tennessee	WASHINGTON	Dallas	New Orleans	ATLANTA	New York Giants	Atlanta	TAMPA BAY	Totals	SEATTLE	ARIZONA	Denver	Totals
																	GP/GS/DNP/INA				GP/GS/DNP/INA
Klein, A.J.	P	MLB	MLB	MLB	INA	P	SLB	P	SLB	P	SLB	P	P	P	P	P	15/6/0/1	P	P	P	3/0/0/0
Kuechly, Luke	MLB	INA	INA	INA	MLB	MLB	MLB	MLB	MLB	MLB	MLB	MLB	MLB	MLB	MLB	MLB	13/13/0/3	MLB	MLB	MLB	3/3/0/0
Kush, Eric		ps	ps	ps	ps	ps											0/0/0/0				0/0/0/0
Lotulelei, Star	INA	INA	DT	DT	DT	DT	DT	DT	DT	DT	DT	DT	DT	DT	DT	DT	14/14/0/2	DT	DT	DT	3/3/0/0
Love, Kyle	DT	DT	P	P	P	P	P	P	P	P	P	P	P	P	INA	P	15/2/0/1	P	P	P	3/0/0/0
Marlowe, Dean	INA	INA	INA	INA	INA	INA	INA	INA	INA	P	P	INA	INA	P	INA	P	4/0/0/12	INA	INA	INA	0/0/0/3
Mayo, David	INA	P	P	P	P	P	P	P	P	P	P	P	P	INA	INA	INA	12/0/0/4	P	P	P	3/0/0/0
McClain, Robert														P	P	P	3/0/0/0	CB	CB	CB	3/3/0/0
McDermott, Shane	ps																0/0/0/0				0/0/0/0
Miley, Arthur	IR	IR	IR	IR	IR	IR	IR	IR	IR	IR	IR	IR	IR	IR	IR	IR	0/0/0/0	IR	IR	IR	0/0/0/0
Newton, Cam	QB	QB	QB	QB	QB	QB	QB	QB	QB	QB	QB	QB	QB	QB	QB	QB	16/16/0/0	QB	QB	QB	3/3/0/0
Norman, Josh	CB	CB	CB	CB	CB	CB	CB	CB	CB	CB	CB	CB	CB	CB	CB	CB	16/16/0/0	CB	CB	CB	3/3/0/0
Nortman, Brad	P	P	P	P	P	P	P	P	P	P	P	P	P	P	P	P	16/0/0/0	P	P	P	3/0/0/0
Norwell, Andrew	LG	LG	LG	LG	LG	LG	LG	INA	INA	INA	LG	LG	LG	LG	LG	LG	13/13/0/3	LG	LG	LG	3/3/0/0
Norwood, Kevin	INA	P	INA	INA	INA	INA	INA	INA	INA	INA	INA	INA	INA	INA	INA	INA	1/0/0/15	INA	INA	INA	0/0/0/3
Oher, Michael	LT	LT	LT	LT	LT	LT	LT	LT	LT	LT	LT	LT	LT	LT	LT	LT	16/16/0/0	LT	LT	LT	3/3/0/0
Olsen, Greg	TE	TE	TE	TE	TE	TE	TE	TE	TE	TE	TE	TE	TE	TE	TE	TE	16/16/0/0	TE	TE	TE	3/3/0/0
Remmers, Mike	RT	RT	RT	RT	RT	RT	RT	RT	RT	RT	RT	RT	RT	RT	RT	RT	16/16/0/0	RT	RT	RT	3/3/0/0
Scott, Chris	P	P	DNP	DNP	P	P	P	P	P	P	P	DNP	P	P	P	P	13/0/3/0	P	P	P	3/0/0/0
Short, Kawann	DT	DT	DT	DT	DT	DT	DT	DT	DT	DT	DT	DT	DT	DT	DT	DT	16/16/0/0	DT	DT	DT	3/3/0/0
Silatolu, Amini	P	P	P	INA	P	P	P	LG	LG	LG	IR	IR	IR	IR	IR	IR	9/3/0/1	IR	IR	IR	0/0/0/0
Simonson, Scott	ps	ps	ps	ps	ps	INA	P	INA	P	P	P	P	P	P	P	P	9/0/0/2	P	P	P	3/0/0/0
Stewart, Jonathan	RB	RB	RB	RB	RB	RB	RB	RB	RB	RB	RB	RB	RB	INA	INA	INA	13/13/0/3	RB	RB	RB	3/3/0/0
Thompson, Shaq	SLB	SLB	SLB	SLB	SLB	INA	INA	SLB	P	P	P	P	SLB	SLB	SLB	SLB	14/10/0/2	SLB	SLB	SLB	3/3/0/0
Tillman, Charles	CB	CB	CB	CB	CB	CB	CB	CB	INA	INA	INA	INA	INA	CB	CB	CB	12/12/0/4	IR	IR	IR	0/0/0/0
Tolbert, Mike	P	P	P	P	FB	P	P	P	P	P	P	P	P	RB	P	RB	16/3/0/0	FB	P	P	3/1/0/0
Turner, Trai	RG	RG	RG	RG	RG	RG	RG	RG	RG	RG	RG	RG	RG	RG	RG	RG	16/16/0/0	RG	RG	RG	3/3/0/0
Velasco, Fernando		DNP	DNP	P	P	DNP	C	P	P	P	P	DNP	P	P	DNP	P	10/1/5/0	DNP	P	P	2/0/1/0
Wallace, Davonte	IR	IR	IR	IR	IR	IR	IR	IR	IR								0/0/0/0				0/0/0/0
Webb, Joe	P	P	P	P	P	P	P	P	P	P	P	P	P	P	P	P	16/0/0/0	P	P	P	3/0/0/0
Wegher, Brandon	INA	INA	INA	INA	INA	INA	INA	INA	INA	INA	INA	INA	INA	INA	INA	P	1/0/0/15	INA	INA	INA	0/0/0/3
Whittaker, Fozzy	P	P	P	P	P	P	P	P	P	P	P	P	P	P	RB	INA	15/1/0/1	INA	INA	INA	0/0/0/3
Williams, Brandon	P	P															2/0/0/0				0/0/0/0
Williams, Daryl	P	INA	INA	INA	INA	INA	P	DNP	P	P	P	OL	P	OL	P	P	10/2/1/5	P	P	OL	3/1/0/0
Williams, Teddy	P	P	P	P	P	P	P	P	P	P	P	P	P	P	P	P	16/0/0/0	P	P	P	3/0/0/0
Young, Lou		ps	ps	ps	ps	ps	ps	ps	ps	ps	ps	ps	ps	ps	ps	ps	0/0/0/0	INA	INA	INA	0/0/0/3

**2015 SEASON SCORING PLAYS - CAROLINA PANTHERS**

Date	Opponent	Scoring Play	Yards	Quarter	Conversion
9/13	at Jacksonville	G. Gano Field Goal	43	1	
(W, 20-9)		J. Cotchery pass from C. Newton	7	2	G. Gano kick
		J. Norman interception return	30	3	G. Gano kick
		G. Gano Field Goal	47	4	
9/20	vs. Houston	T. Ginn pass from C. Newton	25	2	G. Gano kick
(W, 24-17)		G. Gano Field Goal	28	2	
		C. Newton run	2	3	G. Gano kick
		C. Brown pass from C. Newton	36	4	G. Gano kick
9/27					
(W, 27-22)	vs. New Orleans	G. Olsen pass from C. Newton	11	2	G. Gano kick
		G. Gano Field Goal	20	2	
		G. Olsen pass from C. Newton	11	3	G. Gano kick
		G. Gano Field Goal	47	3	
		C. Newton run	13	4	G. Gano kick
10/4	at Tampa Bay	G. Gano Field Goal	24	1	
(W, 37-23)		J. Norman interception return	46	1	G. Gano kick
		T. Ginn pass from C. Newton	6	2	G. Gano kick
		E. Dickson fumble recovery	57	3	G. Gano kick
		T. Ginn pass from C. Newton	12	3	G. Gano kick
		G. Gano Field Goal	27	4	
		G. Gano Field Goal	27	4	
10/18	at Seattle	C. Newton run	2	1	G. Gano kick
(W, 27-23)		J. Stewart run	1	3	G. Gano kick
		J. Stewart run	1	4	G. Gano kick failed, wide left
		G. Olsen pass from C. Newton	26	4	G. Gano kick
10/25	vs. Philadelphia	M. Tolbert run	2	1	G. Gano kick
(W, 27-16)		C. Newton run	2	2	G. Gano kick
		M. Tolbert pass from C. Newton	2	3	G. Gano kick
		G. Gano Field Goal	35	4	
		G. Gano Field Goal	29	4	
11/2	vs. Indianapolis	G. Gano Field Goal	39	1	
(W, 29-26)		J. Stewart run	3	1	G. Gano kick
		G. Olsen pass from C. Newton	27	3	G. Gano kick
		C. Brown pass from C. Newton	8	4	G. Gano kick failed, wide left
		G. Gano Field Goal	42	5	
		G. Gano Field Goal	52	5	
11/8	vs. Green Bay	G. Gano Field Goal	20	1	
(W, 37-29)		C. Newton run	1	1	G. Gano kick
		G. Olsen pass from C. Newton	7	2	G. Gano kick
		G. Gano Field Goal	49	2	
		C. Brown pass from C. Newton	39	2	G. Gano kick
		G. Gano Field Goal	22	3	
		D. Funchess pass from C. Newton	14	4	G. Gano kick



11/15	at Tennessee	J. Stewart run	16	1	G. Gano kick
(W, 27-10)		E. Dickson pass from C. Newton	1	2	G. Gano kick
		G. Gano Field Goal	48	3	
		G. Gano Field Goal	19	4	
		C. Newton run	2	4	G. Gano kick
11/22	vs. Washington	J. Stewart pass from C. Newton	12	1	G. Gano kick
(W, 44-16)		M. Tolbert pass from C. Newton	3	1	G. Gano kick
		T. Ginn pass from C. Newton	2	2	G. Gano kick
		G. Olsen pass from C. Newton	5	2	G. Gano kick
		G. Gano Field Goal	42	2	
		D. Funchess pass from C. Newton	5	3	G. Gano kick
		G. Gano Field Goal	48	3	
		G. Gano Field Goal	25	4	
11/26	at Dallas	K. Coleman interception return	36	1	G. Gano kick
(W, 33-14)		G. Gano Field Goal	49	1	
		G. Gano Field Goal	43	2	
		L. Kuechly interception return	32	2	G. Gano kick
		G. Gano Field Goal	25	2	
		C. Newton run	4	3	G. Gano kick
		G. Gano Field Goal	50	4	
12/6	at New Orleans	M. Tolbert pass from C. Newton	12	2	G. Gano kick
(W, 41-38)		J. Stewart run	5	2	G. Gano kick blocked
		T. Ginn pass from C. Newton	13	3	G. Gano kick
		D. Funchess pass from C. Newton	13	3	G. Gano kick
		T. Ginn pass from C. Newton	45	4	G. Gano kick
		J. Cotchery pass from C. Newton	15	4	G. Gano kick
12/13	vs. Atlanta	J. Stewart run	1	1	G. Gano kick
(W, 38-0)		T. Ginn pass from C. Newton	74	1	G. Gano kick
		T. Ginn pass from C. Newton	46	1	G. Gano kick
		E. Dickson pass from C. Newton	4	2	G. Gano kick
		G. Gano Field Goal	38	3	
		F. Whittaker run	16	3	G. Gano kick
12/20	at New York	T. Ginn pass from C. Newton	3	1	G. Gano kick
(W, 38-35)		G. Olsen pass from C. Newton	37	2	G. Gano kick
		D. Funchess pass from C. Newton	14	2	G. Gano kick
		C. Brown pass from C. Newton	20	3	G. Gano kick
		T. Ginn pass from C. Newton	14	3	G. Gano kick
		G. Gano Field Goal	43	4	
12/27	at Atlanta	C. Newton run	8	1	G. Gano kick
(L, 20-13)		G. Gano Field Goal	33	3	
		G. Gano Field Goal	47	4	
1/3	vs. Tampa Bay	C. Newton run	1	2	G. Gano kick
(W, 38-10)		G. Gano Field Goal	49	2	
		C. Artis-Payne run	11	2	G. Gano kick
		J. Cotchery pass from C. Newton	31	2	G. Gano kick
		C. Newton run	1	3	G. Gano kick
		D. Funchess pass from C. Newton	16	4	G. Gano kick

1/17	vs. Seattle	J. Stewart run	4	1	G. Gano kick
(W, 31-24)		L. Kuechly interception return	14	1	G. Gano kick
		J. Stewart run	1	2	G. Gano kick
		G. Gano Field Goal	48	2	
		G. Olsen pass from C. Newton	19	2	G. Gano kick
1/24	vs. Arizona	G. Gano Field Goal	45	1	
(W, 49-15)		T. Ginn run	22	1	G. Gano kick
		C. Brown pass from C. Newton	86	1	G. Gano kick
		C. Newton run	1	2	G. Gano kick
		G. Gano Field Goal	21	3	
		C. Newton run	12	3	G. Gano kick
		D. Funchess pass from C. Newton	5	4	C. Newton-M. Tolbert pass
		L. Kuechly interception return	22	4	G. Gano kick
2/7	vs. Denver	J. Stewart run	1	2	G. Gano kick
(L, 24-10)		G. Gano Field Goal	39	4	

**2015 SEASON SCORING PLAYS - OPPONENTS**

Date	Opponent	Scoring Play	Yards	Quarter	Conversion
9/13	at Jacksonville	J. Myers Field Goal	22	1	
(W, 20-9)		R. Greene pass from B. Bortles	1	2	J. Myers failed kick, wide right
9/20	vs. Houston	R. Bullock Field Goal	43	1	
(W, 24-17)		G. Graham pass from R. Mallett	7	3	R. Bullock kick
		R. Mallett run	6	4	R. Bullock kick
9/27	vs. New Orleans	Z. Hocker Field Goal	31	1	
(W, 27-22)		M. Ingram run	5	2	Z. Hocker kick
		M. Murphy punt return	74	3	Kick aborted
		K. Robinson run	2	4	Pass failed
10/4	at Tampa Bay	K. Brindza Field Goal	42	1	
(W, 37-23)		D. Martin run	5	2	K. Brindza kick
		C. Sims pass from J. Winston	10	3	K. Brindza kick
		V. Jackson pass from J. Winston	6	4	K. Brindza failed kick, wide left
10/18	at Seattle	S. Hauschka Field Goal	30	1	
(W, 27-23)		M. Lynch run	1	2	S. Hauschka kick
		R. Lockette pass from R. Wilson	40	3	S. Hauschka kick
		S. Hauschka Field Goal	50	3	
		S. Hauschka Field Goal	43	4	
10/25	vs. Philadelphia	C. Sturgis Field Goal	52	1	
(W, 27-16)		C. Sturgis Field Goal	29	2	
		R. Mathews run	63	3	C. Sturgis kick
		C. Sturgis Field Goal	24	3	
11/2	vs. Indianapolis	A. Vinatieri Field Goal	47	2	
(W, 29-26)		A. Vinatieri Field Goal	34	2	
		A. Johnson pass from A. Luck	18	4	A. Vinatieri kick
		C. Fleener pass from A. Luck	8	4	A. Vinatieri kick
		A. Vinatieri Field Goal	24	4	
		A. Vinatieri Field Goal	50	5	
11/8	vs. Green Bay	R. Rodgers pass from A. Rodgers	1	1	M. Crosby kick
(W, 37-29)		R. Cobb pass from A. Rodgers	53	3	M. Crosby kick
		J. Starks pass from A. Rodgers	29	4	A. Rodgers-D. Adams pass
		R. Rodgers pass from A. Rodgers	3	4	M. Crosby kick
11/15	at Tennessee	D. McCluster run	25	1	R. Succop kick
(W, 27-10)		R. Succop Field Goal	45	2	
11/22	vs. Washington	D. Jackson pass from K. Cousins	56	1	D. Hopkins kick
(W, 44-16)		A. Roberts kickoff return	99	1	D. Hopkins kick
		B. Nortman tackled for a Safety by H. Bates	-1	4	
11/26	at Dallas	D. Bailey Field Goal	21	1	
(W, 33-14)		D. Bailey Field Goal	48	3	
		C. Beasley pass from M. Cassel	2	4	M. Cassel-D. McFadden pass
12/6	at New Orleans	B. Watson pass from D. Brees	14	1	K. Forbath kick
(W, 41-38)		S. Anthony fumble return	31	1	K. Forbath kick
		S. Anthony defensive two point conversion		2	
		B. Cooks pass from D. Brees	54	3	K. Forbath kick
		B. Coleman pass from D. Brees	24	4	K. Forbath kick
		M. Ingram run	9	4	K. Forbath kick

12/13 (W, 38-0)	vs. Atlanta	None			
12/20 (W, 38-35)	at New York	R. Randle pass from E. Manning	27	1	J. Brown kick
		W. Tye pass from E. Manning	8	3	J. Brown kick
		R. Jennings run	38	4	J. Brown kick
		S. Vereen pass from E. Manning	8	4	J. Brown kick
		O. Beckham Jr. pass from E. Manning	14	4	J. Brown kick
12/27 (L, 20-13)	at Atlanta	D. Freeman run	4	2	S. Graham kick
		J. Jones pass from M. Ryan	70	3	S. Graham kick
		S. Graham Field Goal	37	4	
		S. Graham Field Goal	54	4	
1/3 (W, 38-10)	vs. Tampa Bay	C. Barth Field Goal	39	1	
		J. Winston run	4	3	C. Barth kick
1/17 (W, 31-24)	vs. Seattle	J. Kearse pass from R. Wilson	13	3	S. Hauschka kick
		T. Lockett pass from R. Wilson	33	3	S. Hauschka kick
		J. Kearse pass from R. Wilson	3	4	S. Hauschka kick
		S. Hauschka Field Goal	36	4	
1/24 (W, 49-15)	vs. Arizona	D. Johnson run	1	2	C. Catanzaro kick
		D. Fells pass from C. Palmer	21	4	J. Nelson run
2/7 (L, 24-10)	vs. Denver	B. McManus Field Goal	34	1	
		M. Jackson fumble recovery	0	1	B. McManus kick
		B. McManus Field Goal	33	2	
		B. McManus Field Goal	30	3	
		C. Anderson run	2	4	B. McManus kick

## 2015 BIG PASS PLAYS (20+)

DATE	W/L	OPPONENT	PANTHERS BIG PLAY	YDS	OPPONENT BIG PLAY	YDS
9/13	W	at Jacksonville	C. Newton to T. Ginn	37	B. Bortles to A. Robinson	27
			C. Newton to J. Cotchery	24	B. Bortles to A. Hurns	24
9/20	W	vs. Houston	C. Newton to T. Ginn	25t	R. Mallett to N. Washington	48
			C. Newton to C. Brown	36t		
			C. Newton to G. Olsen	27		
9/27	W	vs. New Orleans	C. Newton to G. Olsen	27	L. McCown to B. Watson	20
			C. Newton to G. Olsen	52	L. McCown to M. Colston	22
			C. Newton to T. Ginn	55	L. McCown to M. Ingram	23
10/4	W	at Tampa Bay	C. Newton to B. Bersin	30	J. Winston to V. Jackson	23
					J. Winston to V. Jackson	20
					J. Winston to M. Evans	21
					J. Winston to V. Jackson	20
					J. Winston to V. Jackson	22
10/18	W	at Seattle	C. Newton to G. Olsen	22	R. Wilson to J. Graham	25
			C. Newton to G. Olsen	22	R. Wilson to J. Graham	27
			C. Newton to G. Olsen	32	R. Wilson to R. Lockette	40t
			C. Newton to G. Olsen	26t	R. Wilson to J. Graham	45
					R. Wilson to J. Graham	20
10/25	W	vs. Philadelphia	C. Newton to C. Brown	25	S. Bradford to M. Austin	22
			C. Newton to G. Olsen	28	S. Bradford to R. Mathews	20
			C. Newton to T. Ginn	20	S. Bradford to Z. Ertz	24
			C. Newton to G. Olsen	28		
			C. Newton to D. Funchess	20		
11/2	W	vs. Indianapolis	C. Newton to T. Ginn	48	A. Luck to A. Johnson	30
			C. Newton to M. Tolbert	40	A. Luck to A. Johnson	20
			C. Newton to C. Brown	23		
11/8	W	vs. Green Bay	C. Newton to G. Olsen	23	A. Rodgers to J. Jones	21
			C. Newton to J. Cotchery	59	A. Rodgers to D. Adams	40
			C. Newton to D. Funchess	52	A. Rodgers to R. Cobb	53t
			C. Newton to C. Brown	39t	A. Rodgers to D. Adams	21
			C. Newton to G. Olsen	24	A. Rodgers to J. Starks	30
			C. Newton to T. Ginn	20	A. Rodgers to J. Starks	29
		A. Rodgers to R. Cobb	20			
		A. Rodgers to J. Jones	36			
11/15	W	at Tennessee	C. Newton to G. Olsen	20	M. Mariota to D. Walker	21
			C. Newton to D. Funchess	27	M. Mariota to J. Hunter	24
11/22	W	vs. Washington	C. Newton to G. Olsen	34	K. Cousins to D. Jackson	56t
			C. Newton to D. Funchess	35	K. Cousins to D. Jackson	20
11/26	W	at Dallas	C. Newton to J. Cotchery	24	T. Romo to D. McFadden	21
			C. Newton to G. Olsen	24	T. Romo to D. Bryant	20
			C. Newton to J. Cotchery	24		
			C. Newton to G. Olsen	31		
12/6	W	at New Orleans	C. Newton to G. Olsen	20	D. Brees to B. Coleman	31
			C. Newton to G. Olsen	32	D. Brees to B. Cooks	54t
			C. Newton to T. Ginn	45t	D. Brees to B. Coleman	24t

## 2015 BIG PASS PLAYS (20+)

DATE	W/L	OPPONENT	PANTHERS BIG PLAY	YDS	OPPONENT BIG PLAY	YDS
12/13	W	vs. Atlanta	C. Newton to G. Olsen	25	M. Ryan to J. Jones	46
			C. Newton to T. Ginn	74t	M. Ryan to N. Williams	29
			C. Newton to T. Ginn	46t		
			C. Newton to C. Brown	26		
			D. Anderson to C. Brown	24		
12/20	W	at New York	C. Newton to T. Ginn	23	E. Manning to R. Randle	27t
			C. Newton to G. Olsen	37t	E. Manning to R. Randle	20
			C. Newton to C. Brown	20t	E. Manning to W. Tye	20
			C. Newton to C. Artis-Payne	20	E. Manning to O. Beckham Jr.	40
12/27	L	at Atlanta			M. Ryan to J. Jones	25
					M. Ryan to J. Jones	70t
					M. Ryan to J. Jones	30
1/3	W	vs. Tampa Bay	C. Newton to J. Cotchery	21	J. Winston to D. Martin	20
			C. Newton to C. Brown	21	J. Winston to M. Evans	28
			C. Newton to D. Funchess	41	J. Winston to M. Evans	26
			C. Newton to J. Cotchery	31t	J. Winston to A. Seferian-Jenkins	21
			C. Newton to C. Brown	20	J. Winston to M. Evans	30
				J. Winston to A. Seferian-Jenkins	20	
1/17	W	vs. Seattle*	C. Newton to G. Olsen	27	R. Wilson to L. Willson	22
					R. Wilson to D. Baldwin	20
					R. Wilson to T. Lockett	33t
					R. Wilson to T. Lockett	27
1/24	W	vs. Arizona*	C. Newton to C. Brown	86t	C. Palmer to D. Fells	21t
			C. Newton to G. Olsen	29		
			C. Newton to T. Ginn	39		
			C. Newton to G. Olsen	54		
2/7	L	vs. Denver*	C. Newton to C. Brown	20	P. Manning to A. Caldwell	22
			C. Newton to D. Funchess	24	P. Manning to E. Sanders	25
			C. Newton to T. Ginn	45	P. Manning to E. Sanders	22
			C. Newton to C. Brown	42		

\*Post-season

## 2015 BIG RUN PLAYS (10+)

DATE	W/L	OPPONENT	PANTHERS BIG PLAY	YDS	OPPONENT BIG PLAY	YDS
9/13	W	at Jacksonville	J. Stewart	22	T. Yeldon	14
			C. Newton	10	T. Yeldon	11
			M. Tolbert	12	B. Bortles	11
					B. Bortles	12
					T. Yeldon	12
9/20	W	vs. Houston	C. Newton	11	C. Polk	13
			J. Stewart	10		
			C. Newton	15		
			M. Tolbert	13		
			C. Newton	19		
			J. Stewart	11		
9/27	W	vs. New Orleans	C. Brown	12		
			J. Stewart	14		
			J. Stewart	12		
			C. Newton	13t		
10/4	W	at Tampa Bay	J. Stewart	13	D. Martin	10
			C. Newton	12	D. Martin	26
			C. Newton	10	D. Martin	24
			C. Artis-Payne	15		
			C. Newton	12		
10/18	W	at Seattle	J. Stewart	11	R. Wilson	24
					R. Wilson	11
					M. Lynch	17
10/25	W	vs. Philadelphia	J. Stewart	36	D. Murray	11
			J. Stewart	10	R. Mathews	22
			T. Ginn	43	R. Mathews	63t
			M. Tolbert	11		
			C. Newton	16		
11/2	W	vs. Indianapolis	J. Stewart	13	A. Bradshaw	23
			C. Newton	11	F. Gore	10
			C. Brown	14	A. Luck	11
			J. Stewart	14		
			J. Stewart	10		
11/8	W	vs. Green Bay	C. Newton	23	J. Starks	15
			J. Stewart	14		
			F. Whittaker	10		
			J. Stewart	10		
11/15	W	at Tennessee	J. Stewart	16t	D. McCluster	25t
			J. Stewart	13	M. Mariota	10
			J. Stewart	17		
11/22	W	vs. Washington	J. Stewart	12		
			T. Ginn	11		
			J. Stewart	10		
			J. Stewart	15		
11/26	W	at Dallas	C. Newton	10		
			C. Newton	11		

## 2015 BIG RUN PLAYS (10+)

DATE	W/L	OPPONENT	PANTHERS BIG PLAY	YDS	OPPONENT BIG PLAY	YDS
12/6	W	at New Orleans	C. Newton	30	M. Ingram	14
			J. Stewart	22	M. Ingram	14
			M. Tolbert	29	D. Brees	12
			C. Newton	11	M. Ingram	13
			F. Whittaker	11		
			J. Stewart	11		
12/13	W	vs. Atlanta	J. Stewart	44	D. Freeman	22
			J. Stewart	16		
			F. Whittaker	16t		
12/20	W	at New York	C. Newton	47	A. Williams	10
			C. Newton	16	R. Jennings	38t
			C. Artis-Payne	26		
			C. Newton	14		
			C. Newton	10		
12/27	L	at Atlanta	F. Whittaker	16	D. Freeman	13
			C. Artis-Payne	31	D. Freeman	14
			J. Cotchery	16	D. Freeman	12
			C. Newton	18		
1/3	W	vs. Tampa Bay	C. Artis-Payne	11t	D. Martin	30
			M. Tolbert	18	C. Sims	12
			M. Tolbert	13		
1/17	W	vs. Seattle*	J. Stewart	59	R. Wilson	14
			T. Ginn	11	D. Shead	17
1/24	W	vs. Arizona*	T. Ginn	22t	D. Johnson	15
			J. Stewart	17		
			J. Stewart	23		
			C. Newton	11		
			C. Newton	12t		
			C. Newton	14		
2/7	L	vs. Denver*	F. Whittaker	15	C. Anderson	12
			C. Newton	11	C. Anderson	34
			C. Newton	12	C. Anderson	13
			C. Newton	14		
			F. Whittaker	10		
			J. Stewart	12		

\*Post-season



# 2015 REGULAR SEASON GIVE-AWAYS

DATE	W/L	OPPONENT	TURNOVER	QTR	RETURNED TO	RESULT
9/13	W	at Jacksonville	C. Newton intercepted by P. Posluszny	2	CAR 24	Missed Field Goal
9/20	W	vs. Houston	C. Newton intercepted by R. Moore	2	HST 22	Punt
9/27	W	vs. New Orleans	None			
10/4	W	at Tampa Bay	C. Newton fumble recovered by T. Jennings	3	CAR 25	Missed Field Goal
10/18	W	at Seattle	C. Newton intercepted by E. Thomas C. Newton intercepted by K. Chancellor	1 3	CAR 33 CAR 33	FIELD GOAL FIELD GOAL
10/25	W	vs. Philadelphia	C. Newton intercepted by N. Carroll C. Newton intercepted by M. Jenkins C. Newton intercepted by B. Maxwell	1 2 3	PHI 6 CAR 39 CAR 18	Punt FIELD GOAL FIELD GOAL
11/2	W	vs. Indianapolis	J. Stewart fumble recovered by B. Werner C. Newton intercepted by V. Davis C. Newton fumble recovered by B. Winn	2 2 3	CAR 37 IND 27 IND 3	FIELD GOAL Punt Punt
11/8	W	vs. Green Bay	C. Newton intercepted by D. Randall	4	CAR 22	Interception
11/15	W	at Tennessee	None			
11/22	W	vs. Washington	None			
11/26	W	at Dallas	None			
12/6	W	at New Orleans	C. Newton intercepted by D. Breaux J. Stewart fumble recovered by S. Anthony G. Olsen fumble recovered by B. Dixon	1 1 2	CAR 20 End Zone NO 23	Missed Field Goal TOUCHDOWN Punt
12/13	W	vs. Atlanta	None			
12/20	W	at New York	C. Newton fumble recovered by K. Wynn	4	CAR 14	TOUCHDOWN
12/27	L	at Atlanta	C. Newton fumble recovered by V. Beasley	4	CAR 26	End of Game
1/3	W	vs. Tampa Bay	D. Funchess fumble recovered by L. David B. Bersin fumble recovered by L. David	1 3	CAR 45 TB 21	FIELD GOAL Interception

# 2015 REGULAR SEASON TAKE-AWAYS

DATE	W/L	OPPONENT	TURNOVER	QTR	RETURNED TO	RESULT
9/13	W	at Jacksonville	A. Hurns fumble recovered by J. Norman	2	CAR 17	Interception
			B. Bortles intercepted by J. Norman	3	End Zone	TOUCHDOWN
			B. Bortles intercepted by T. Davis	4	JAX 19	Blocked Field Goal
9/20	W	vs. Houston	R. Mallett intercepted by A. Klein	4	HST 36	TOUCHDOWN
9/27	W	vs. New Orleans	B. Watson fumble recovered by R. Harper	3	CAR 41	FIELD GOAL
			L. McCown intercepted by J. Norman	4	Touchback	Punt
10/4	W	at Tampa Bay	J. Hawley fumble recovered by S. Lotulelei	1	TB 21	FIELD GOAL
			J. Winston intercepted by J. Norman	1	End Zone	TOUCHDOWN
			J. Winston intercepted by K. Coleman	2	TB 30	TOUCHDOWN
			J. Winston intercepted by J. Norman	3	TB 33	TOUCHDOWN
			J. Winston intercepted by T. Davis	4	TB 29	FIELD GOAL
10/18	W	at Seattle	None			
10/25	W	vs. Philadelphia	S. Bradford intercepted by C. Jones	1	PHI 21	Interception
11/2	W	vs. Indianapolis	J. Harrison fumble recovered by R. Harper	1	IND 24	FIELD GOAL
			A. Luck intercepted by C. Tillman	1	IND 37	TOUCHDOWN
			A. Luck intercepted by K. Coleman	4	IND 30	TOUCHDOWN
			A. Luck intercepted by L. Kuechly	OT	IND 39	FIELD GOAL
11/8	W	vs. Green Bay	E. Lacy fumble recovered by K. Love	2	GB 24	Missed Field Goal
			A. Rodgers intercepted by T. Davis	4	CAR 3	Punt
11/15	W	at Tennessee	M. Mariota intercepted by K. Coleman	3	CAR 42	Punt
			D. McCluster fumble recovered by K. Short	4	CAR 35	End of Game
11/22	W	vs. Washington	K. Cousins intercepted by K. Coleman	1	WAS 31	TOUCHDOWN
			M. Jones fumble recovered by T. Davis	2	WAS 24	TOUCHDOWN
			K. Cousins fumble recovered by K. Ealy	2	CAR 38	FIELD GOAL
			K. Cousins fumble recovered by B. Benwikere	3	WAS 11	TOUCHDOWN
			J. Reed fumble recovered by L. Kuechly	3	CAR 35	FIELD GOAL
11/26	W	at Dallas	T. Romo intercepted by K. Coleman	1	End Zone	TOUCHDOWN
			T. Romo intercepted by L. Kuechly	2	End Zone	TOUCHDOWN
			T. Romo intercepted by L. Kuechly	2	DAL 29	FIELD GOAL
12/6	W	at New Orleans	D. Brees intercepted by K. Coleman	4	CAR 46	Punt
12/13	W	vs. Atlanta	D. Freeman fumble recovered by K. Ealy	3	ATL 43	FIELD GOAL
			M. Ryan fumble recovered by K. Short	3	ATL 26	TOUCHDOWN
			M. Ryan intercepted by L. Kuechly	3	CAR 43	Punt
			S. Renfree intercepted by K. Coleman	4	CAR 46	End of Game
12/20	W	at New York	R. Jennings fumble recovered by C. Tillman	2	CAR 49	TOUCHDOWN
			E. Manning intercepted by C. Tillman	4	Touchback	Fumble
12/27	L	at Atlanta	M. Ryan fumble recovered by J. Norman	4	ATL 36	FIELD GOAL
1/3	W	vs. Tampa Bay	J. Winston intercepted by T. Davis	2	TB 46	TOUCHDOWN
			B. Rainey fumble recovered by J. Webb	3	TB 3	TOUCHDOWN
			J. Winston intercepted by R. McClain	4	CAR 43	TOUCHDOWN

# 2015 REGULAR SEASON TURNOVER SUMMARY

OFFENSE:	19	GIVE-AWAYS	32	Opponents' Points	2 TD	6 FG
DEFENSE:	39	TAKE-AWAYS	148	Panthers Points	17 TD	10 FG
	+20		+116	NET POINTS		

## 2015 POSTSEASON GIVE-AWAYS

DATE	W/L	OPPONENT	TURNOVER	QTR	RETURNED TO	RESULT
1/17	W	vs. Seattle*	None			
1/24	W	vs. Arizona	C. Newton intercepted by P. Peterson	2	CAR 22	Interception
2/7	L	vs. Denver	C. Newton fumble recovered by M. Jackson	1	End Zone	TOUCHDOWN
			M. Tolbert fumble recovered by D. Trevathan	2	DEN 40	Interception
			C. Newton intercepted by T. Ward	3	DEN 14	Fumble
			C. Newton fumble recovered by T. Ward	4	CAR 4	TOUCHDOWN

## 2015 POSTSEASON TAKE-AWAYS

DATE	W/L	OPPONENT	TURNOVER	QTR	RETURNED TO	RESULT
1/17	W	vs. Seattle	R. Wilson intercepted by L. Kuechly	1	End Zone	TOUCHDOWN
			R. Wilson intercepted by C. Finnegan	2	SEA 29	FIELD GOAL
1/24	W	vs. Arizona	C. Palmer fumble recovered by L. Kuechly	2	CAR 38	Punt
			P. Peterson fumble recovered by T. Williams	2	ARZ 46	TOUCHDOWN
			C. Palmer fumble recovered by T. Boston	2	ARZ 31	Interception
			C. Palmer intercepted by K. Coleman	2	Touchback	End of Half
			C. Palmer intercepted by K. Coleman	4	CAR 1	TOUCHDOWN
			C. Palmer intercepted by L. Kuechly	4	End Zone	TOUCHDOWN
			C. Palmer intercepted by T. Boston	4	ARZ 40	Turnover on Downs
2/7	L	vs. Denver	P. Manning intercepted by K. Ealy	2	CAR 19	Punt
			P. Manning fumble recovered by K. Ealy	4	50	Field Goal

## 2015 POSTSEASON TURNOVER SUMMARY

OFFENSE:	5	GIVE-AWAYS	14	Opponents' Points	2	TD	0	FG
DEFENSE:	11	TAKE-AWAYS	34	Panthers Points	4	TD	2	FG
	+6	-----	+20	NET POINTS				

## 2015 INSIDE-THE-20 PRODUCTION

### PANTHERS

	POSS	TD	PAT	2-Pt.	FG	Missed FG	INT	FUMBLE	DOWNNS	HALF	GAME	POINTS	TD %	SCORE PCT.	PTS./POSS
09/13 at Jacksonville	3	1	1	0	1	1	0	0	0	0	0	10	33.3%	66.7%	3.33
09/20 HOUSTON	2	1	1	0	1	0	0	0	0	0	0	10	50.0%	100.0%	5.00
9/27 NEW ORLEANS	4	3	3	0	1	0	0	0	0	0	0	24	75.0%	100.0%	6.00
10/4 at Tampa Bay	5	2	2	0	3	0	0	0	0	0	0	23	40.0%	100.0%	4.60
10/18 at Seattle	3	3	2	0	0	0	0	0	0	0	0	20	100.0%	100.0%	6.67
10/25 PHILADELPHIA	5	3	3	0	2	0	0	0	0	0	0	27	60.0%	100.0%	5.40
11/2 INDIANAPOLIS	3	2	1	0	0	0	0	1	0	0	0	13	66.7%	66.7%	4.33
11/8 GREEN BAY	5	3	3	0	2	0	0	0	0	0	0	27	60.0%	100.0%	5.40
11/15 at Tennessee	5	3	3	0	2	0	0	0	0	0	0	27	60.0%	100.0%	5.40
11/22 WASHINGTON	6	5	5	0	1	0	0	0	0	0	0	38	83.3%	100.0%	6.33
11/26 at Dallas	2	1	1	0	1	0	0	0	0	0	0	10	50.0%	100.0%	5.00
12/6 at New Orleans	6	5	4	0	0	0	0	1	0	0	0	34	83.3%	83.3%	5.67
12/13 ATLANTA	4	3	3	0	1	0	0	0	0	0	0	24	75.0%	100.0%	6.00
12/20 at New York	4	3	3	0	0	0	0	0	0	0	0	21	75.0%	75.0%	5.25
12/27 at Atlanta	2	1	1	0	1	0	0	0	0	0	0	10	50.0%	100.0%	5.00
1/3 TAMPA BAY	4	4	4	0	0	0	0	0	0	0	0	28	100.0%	100.0%	7.00
<b>TOTALS</b>	<b>63</b>	<b>43</b>	<b>40</b>	<b>0</b>	<b>16</b>	<b>1</b>	<b>0</b>	<b>2</b>	<b>0</b>	<b>0</b>	<b>0</b>	<b>346</b>	<b>68.3%</b>	<b>93.7%</b>	<b>5.49</b>
1/17 SEATTLE	3	3	3	0	0	0	0	0	0	0	0	21	100.0%	100.0%	7.00
1/24 ARIZONA	4	3	2	1	1	0	0	0	0	0	0	25	75.0%	100.0%	5.75
2/7 DENVER	2	1	1	0	1	0	0	0	0	0	0	10	50.0%	100.0%	5.00
<b>TOTALS</b>	<b>9</b>	<b>7</b>	<b>6</b>	<b>1</b>	<b>2</b>	<b>0</b>	<b>0</b>	<b>0</b>	<b>0</b>	<b>0</b>	<b>0</b>	<b>56</b>	<b>77.8%</b>	<b>100.0%</b>	<b>6.00</b>

	POSS	TD	PAT	2-Pt.	FG	Missed FG	INT	FUMBLE	DOWNNS	HALF	GAME	POINTS	TD %	SCORE PCT.	PTS./POSS
09/13 at Jacksonville	3	1	0	0	1	0	0	1	0	0	0	9	33.3%	66.7%	3.00
09/20 HOUSTON	3	2	2	0	0	0	0	0	1	0	0	14	66.7%	66.7%	4.67
9/27 NEW ORLEANS	3	2	1	0	1	0	0	0	0	0	0	16	66.7%	100.0%	5.33
10/4 at Tampa Bay	5	3	2	0	0	2	0	0	0	0	0	20	60.0%	60.0%	4.00
10/18 at Seattle	3	1	1	0	2	0	0	0	0	0	0	13	33.3%	100.0%	4.33
10/25 PHILADELPHIA	2	0	0	0	2	0	0	0	0	0	0	6	0.0%	100.0%	3.00
11/2 INDIANAPOLIS	4	2	2	0	2	0	0	0	0	0	0	20	50.0%	100.0%	5.00
11/8 GREEN BAY	3	2	1	1	0	0	1	0	0	0	0	14	66.7%	66.7%	4.33
11/15 at Tennessee	0	0	0	0	0	0	0	0	0	0	0	0	-	-	-
11/22 WASHINGTON	0	0	0	0	0	0	0	0	0	0	0	0	-	-	-
11/26 at Dallas	2	1	0	1	1	0	0	0	0	0	0	11	50.0%	100.0%	4.50
12/6 at New Orleans	2	2	2	0	0	0	0	0	0	0	0	14	100.0%	100.0%	7.00
12/13 ATLANTA	1	0	0	0	0	0	0	0	1	0	0	0	0.0%	0.0%	0.00
12/20 at New York	4	3	3	0	0	0	1	0	0	0	0	21	75.0%	75.0%	5.25
12/27 at Atlanta	2	1	1	0	1	0	0	0	0	0	0	10	50.0%	100.0%	5.00
1/3 TAMPA BAY	3	1	1	0	0	0	0	0	1	1	0	7	33.3%	33.3%	2.33
<b>TOTALS</b>	<b>55</b>	<b>32</b>	<b>25</b>	<b>4</b>	<b>14</b>	<b>2</b>	<b>2</b>	<b>1</b>	<b>3</b>	<b>1</b>	<b>0</b>	<b>266</b>	<b>58.2%</b>	<b>83.6%</b>	<b>4.71</b>
1/17 SEATTLE	4	2	2	0	1	0	0	0	1	0	0	17	50.0%	75.0%	4.25
1/24 ARIZONA	1	1	1	0	0	0	0	0	0	0	0	7	100.0%	100.0%	7.00
2/7 DENVER	4	1	1	0	3	0	0	0	0	0	0	16	25.0%	100.0%	4.00
<b>TOTALS</b>	<b>9</b>	<b>4</b>	<b>4</b>	<b>0</b>	<b>4</b>	<b>0</b>	<b>0</b>	<b>0</b>	<b>1</b>	<b>0</b>	<b>0</b>	<b>40</b>	<b>44.4%</b>	<b>88.9%</b>	<b>4.44</b>

# 2015 BALL POSSESSION AND DRIVE CHART

## Carolina Panthers at Jacksonville Jaguars (09/13/15)

### JACKSONVILLE (25:54) AVERAGE - JAX 28

NO	BEGIN	POSS	PLAYS	YDS	PEN	NET	LAST	RESULT
1	JAX 20	1:24	3	4	0	4	JAX 24	Punt
2	JAX 20	1:11	3	6	0	6	JAX 26	Punt
3	JAX 43	4:26	11	54	0	54	CAR 3	FIELD GOAL
4	JAX 20	4:53	10	63	0	63	CAR 20	Fumble
5	CAR 24	0:52	4	-2	0	-2	CAR 26	Missed FG
6	JAX 35	1:38	9	65	0	65	CAR 1	TOUCHDOWN
7	JAX 20	2:14	4	16	-10	6	JAX 26	Interception
8	JAX 20	2:27	5	24	0	24	JAX 44	Punt
9	JAX 11	1:04	3	-1	0	-1	JAX 10	Punt
10	JAX 15	4:01	7	24	0	24	JAX 39	Punt
11	JAX 20	0:09	1	0	0	0	JAX 20	Interception
12	JAX 32	1:03	8	12	0	12	JAX 40	Downs

### CAROLINA (34:06) AVERAGE - CAR 34

BEGIN	POSS	PLAYS	YDS	PEN	NET	LAST	RESULT
CAR 30	5:47	14	55	-10	45	JAX 25	FIELD GOAL
JAX 36	1:13	4	1	0	1	JAX 35	Missed FG
CAR 20	1:53	3	9	0	9	CAR 29	Punt
CAR 20	1:02	3	15	0	15	CAR 32	Interception
CAR 34	5:27	12	61	0	61	JAX 7	TOUCHDOWN
CAR 20	:14	1	-1	0	-1	CAR 20	End of Half
CAR 20	3:45	6	32	0	32	JAX 48	Punt
CAR 19	3:54	6	28	-5	23	CAR 42	Punt
CAR 45	1:15	3	6	0	6	JAX 49	Punt
CAR 37	8:07	15	64	0	64	JAX 29	FIELD GOAL
JAX 19	1:23	4	-6	0	-6	JAX 25	Missed FG
JAX 44	0:06	1	-1	0	-1	JAX 44	End of Game

## Houston Texans at Carolina Panthers (09/20/15)

### Houston (27:31) AVERAGE - HST 25

NO	BEGIN	POSS	PLAYS	YDS	PEN	NET	LAST	RESULT
1	HST 28	1:24	3	-6	0	-6	HST 22	Punt
2	HST 22	3:48	13	44	9	53	CAR 25	Punt
3	HST 15	3:14	8	18	29	47	CAR 41	Downs
4	HST 20	1:20	3	5	0	5	HST 25	Punt
5	HST 20	1:17	4	14	0	14	HST 34	Punt
6	HST 10	0:53	3	1	0	1	HST 11	Punt
7	HST 22	0:56	5	16	0	16	HST 38	Punt
8	HST 30	0:36	3	1	-5	-4	HST 26	Punt
9	HST 20	6:31	13	80	0	80	CAR 7	TOUCHDOWN
10	HST 20	1:16	4	21	0	21	HST 41	Punt
11	HST 46	0:25	3	0	0	0	HST 46	Punt
12	HST 32	0:50	2	-3	0	-3	HST 29	Interception
13	HST 20	2:22	7	80	0	80	CAR 6	TOUCHDOWN
14	HST 43	0:05	12	29	8	37	CAR 20	Downs
15								

### CAROLINA (32:29) AVERAGE - CAR 27

BEGIN	POSS	PLAYS	YDS	PEN	NET	LAST	RESULT
CAR 20	0:24	3	0	0	0	CAR 20	Punt
CAR 15	1:27	3	6	0	6	CAR 21	Punt
CAR 20	1:47	4	14	0	14	CAR 34	Punt
CAR 38	3:10	7	21	0	21	HST 41	Punt
CAR 26	2:04	5	74	0	75	HST 25	TOUCHDOWN
CAR 39	4:39	10	51	0	51	HST 10	Field Goal
50	1:59	5	29	0	29	HST 21	Interception
CAR 14	0:27	3	3	0	3	CAR 17	Punt
CAR 9	0:35	2	14	0	14	CAR 20	End of Half
CAR 20	7:25	14	66	14	80	HST 2	TOUCHDOWN
CAR 16	3:02	6	-1	0	-1	CAR 15	Punt
CAR 20	1:29	3	2	0	2	CAR 22	Punt
HST 36	0:09	1	36	0	36	HST 36	TOUCHDOWN
CAR 29	3:47	7	36	0	36	HST 35	Missed FG
CAR 20	0:05	1	-1	0	-1	CAR 20	End of Game

## New Orleans Saints at Carolina Panthers (09/27/15)

### New Orleans (32:44) AVERAGE - NO 23

NO	BEGIN	POSS	PLAYS	YDS	PEN	NET	LAST	RESULT
1	NO 20	6:00	12	57	10	67	CAR 13	Field Goal
2	NO 6	9:11	16	89	5	94	CAR 5	TOUCHDOWN
3	NO 30	3:08	3	24	-20	4	NO 34	Punt
4		0:02	0	0	0	0		End of Half
5	NO 19	3:56	7	34	0	34	NO 45	Fumble
6	NO 13	2:54	5	15	15	30	NO 43	Punt
7	NO 20	4:42	10	80	0	80	CAR 2	TOUCHDOWN
8	NO 29	2:41	9	48	0	48	CAR 23	Interception
9	NO 45	0:10	2	33	0	33	CAR 45	End of Game

### CAROLINA (27:16) AVERAGE - CAR 21

BEGIN	POSS	PLAYS	YDS	PEN	NET	LAST	RESULT
CAR 20	3:05	7	43	0	43	NO 37	Punt
CAR 20	6:30	12	100	-20	80	NO 11	TOUCHDOWN
CAR 19	2:04	11	79	0	79	NO 2	Field Goal
CAR 20	2:29	4	14	-15	-1	CAR 19	Punt
CAR 17	3:48	6	81	2	83	NO 11	TOUCHDOWN
CAR 42	3:16	9	29	0	29	NO 29	Field Goal
CAR 12	4:05	9	73	15	88	NO 13	TOUCHDOWN
CAR 20	1:00	3	6	0	6	CAR 26	Punt
CAR 20	0:59	3	6	-5	1	CAR 21	Punt

Carolina Panthers at Tampa Bay Buccaneers (10/04/15)

TAMPA BAY (32:08) AVERAGE - TB 28

CAROLINA (27:52) AVERAGE - CAR 41

NO	BEGIN	POSS	PLAYS	YDS	PEN	NET	LAST	RESULT	BEGIN	POSS	PLAYS	YDS	PEN	NET	LAST	RESULT
1	TB 20	0:39	2	1	0	1	TB 23	Fumble	TB 21	2:12	5	15	0	15	TB 6	FIELD GOAL
2	TB 38	1:28	3	2	0	2	TB 40	Interception	CAR 20	4:13	8	37	5	42	TB 38	Punt
3	TB 37	3:38	7	39	0	39	CAR 24	FIELD GOAL	CAR 25	0:29	3	0	0	0	CAR 25	Punt
4	TB 20	2:59	6	27	-13	14	TB 34	Punt	TB 45	3:24	8	45	0	45	TB 6	TOUCHDOWN
5	TB 19	0:08	1	0	0	0	TB 19	Interception	CAR 20	2:37	5	16	-5	11	CAR 31	Punt
6	TB 20	6:27	13	80	0	80	CAR 5	TOUCHDOWN	CAR 20	0:02	1	-1	0	-1	CAR 20	End of Half
7	TB 45	1:44	9	39	5	44	CAR 11	Missed FG	CAR 20	0:07	1	0	0	0	CAR 20	Fumble
8	CAR 25	2:15	4	0	0	0	CAR 25	Missed FG	CAR 33	0:13	1	67	0	67	CAR 33	TOUCHDOWN
9	TB 20	2:35	6	31	0	31	CAR 49	Interception	TB 33	2:25	5	33	0	33	TB 12	TOUCHDOWN
10	TB 20	4:37	8	85	-5	80	CAR 10	TOUCHDOWN	CAR 31	4:20	8	60	0	60	TB 9	FIELD GOAL
11	TB 20	1:01	3	5	0	5	TB 25	Punt	CAR 39	4:11	7	26	0	26	TB 35	Punt
12	TB 14	1:20	5	12	0	12	TB 26	Interception	TB 29	2:41	6	7	13	20	TB 9	FIELD GOAL
13	TB 19	3:17	11	88	-7	81	CAR 6	TOUCHDOWN	TB 48	0:58	2	-2	0	-2	TB 49	End of Game

Carolina Panthers at Seattle Seahawks (10/18/15)

SEATTLE (27:48) AVERAGE - SEA 28

CAROLINA (32:12) AVERAGE - CAR 23

NO	BEGIN	POSS	PLAYS	YDS	PEN	NET	LAST	RESULT	BEGIN	POSS	PLAYS	YDS	PEN	NET	LAST	RESULT
1	SEA 20	0:54	3	5	0	5	SEA 25	Punt	CAR 34	2:09	3	-2	0	-2	CAR 32	Punt
2	SEA 31	2:55	6	10	0	10	SEA 41	Punt	CAR 17	0:49	3	-3	0	-3	CAR 14	Interception
3	CAR 33	2:36	5	21	0	21	CAR 12	FIELD GOAL	CAR 20	7:07	14	75	5	80	SEA 2	TOUCHDOWN
4	SEA 10	5:30	12	96	-6	90	CAR 1	TOUCHDOWN	CAR 20	2:55	6	30	-10	20	CAR 40	Punt
5	SEA 6	2:23	4	14	-12	2	SEA 8	Punt	CAR 41	1:49	6	27	-5	22	SEA 37	Downs
6	SEA 37	0:23	3	8	0	8	SEA 45	Punt	CAR 15	0:30	1	-1	0	-1	CAR 15	End of Half
7	SEA 37	1:58	4	63	0	63	CAR 40	TOUCHDOWN	CAR 20	1:35	3	8	0	8	CAR 28	Punt
8	CAR 33	1:51	4	1	0	1	CAR 32	FIELD GOAL	CAR 20	0:47	2	3	0	3	CAR 23	Interception
9	SEA 20	1:02	3	2	0	2	SEA 22	Punt	CAR 20	5:15	11	80	0	80	SEA 1	TOUCHDOWN
10	SEA 16	4:11	8	59	0	59	CAR 25	FIELD GOAL	CAR 29	1:35	3	-6	0	-6	CAR 23	Punt
11	SEA 30	1:58	3	8	0	8	SEA 38	Punt	CAR 20	1:40	3	12	-5	7	CAR 27	Punt
12	SEA 20	1:35	4	17	-5	12	SEA 32	Punt	CAR 20	4:13	9	80	0	80	SEA 1	TOUCHDOWN
13	SEA 9	0:32	4	30	0	30	SEA 30	End of Game	CAR 20	1:48	8	80	0	80	SEA 26	TOUCHDOWN

Philadelphia Eagles at Carolina Panthers (10/25/15)

PHILADELPHIA (31:06) AVERAGE - PHI 25

CAROLINA (28:54) AVERAGE - CAR 34

NO	BEGIN	POSS	PLAYS	YDS	PEN	NET	LAST	RESULT	BEGIN	POSS	PLAYS	YDS	PEN	NET	LAST	RESULT
1	PHI 20	3:00	6	19	-5	14	PHI 34	Punt	CAR 28	2:36	4	72	0	72	PHI 2	TOUCHDOWN
2	PHI 20	0:09	1	0	0	0	PHI 20	Interception	PHI 21	0:16	1	0	0	0	PHI 21	Interception
3	PHI 6	4:03	8	45	0	45	CAR 49	Punt	CAR 11	4:19	7	35	0	35	CAR 46	Punt
4	PHI 11	5:24	13	48	-10	38	PHI 49	Punt	CAR 10	2:05	5	25	0	25	CAR 35	Punt
5	PHI 29	2:26	8	42	-5	37	CAR 34	Field Goal	CAR 40	2:09	4	54	6	60	PHI 2	TOUCHDOWN
6	PHI 20	1:43	3	3	0	3	PHI 23	Punt	CAR 30	0:45	3	12	-5	7	CAR 37	Interception
7	CAR 39	1:01	7	15	13	28	CAR 11	FIELD GOAL	CAR 29	0:04	1	-1	0	-1	CAR 29	Punt
8	PHI 20	2:18	5	80	0	80	PHI 37	TOUCHDOWN	CAR 20	3:10	7	80	0	80	PHI 2	TOUCHDOWN
9	CAR 18	2:52	7	12	0	12	CAR 6	FIELD GOAL	CAR 20	0:52	3	5	0	5	CAR 25	Interception
10	PHI 10	4:32	12	58	0	58	CAR 32	Missed FG	CAR 25	4:18	7	34	-5	29	PHI 46	Punt
11	PHI 20	2:03	5	7	0	7	PHI 27	Punt	CAR 40	2:59	8	53	-10	43	PHI 17	Field Goal
12	PHI 11	1:17	6	-5	10	5	PHI 16	Downs	CAR 24	3:44	6	20	5	25	CAR 49	Punt
13	PHI 20	0:18	4	25	0	25	PHI 45	End of Game	PHI 16	1:37	4	5	0	5	PHI 11	Field Goal

Indianapolis Colts at Carolina Panthers (11/02/15)

INDIANAPOLIS (35:58) AVERAGE - IND 29

CAROLINA (33:40) AVERAGE - CAR 34

NO	BEGIN	POSS	PLAYS	YDS	PEN	NET	LAST	RESULT	BEGIN	POSS	PLAYS	YDS	PEN	NET	LAST	RESULT
1	IND 22	0:35	2	2	0	2	IND 25	Fumble	IND 24	0:44	4	3	0	3	IND 21	FIELD GOAL
2	IND 20	1:17	3	7	0	7	IND 27	Interception	IND 37	5:03	11	37	0	37	IND 3	TOUCHDOWN
3	IND 28	2:47	6	26	0	26	CAR 46	Punt	CAR 4	1:43	3	8	0	8	CAR 12	Punt
4	IND 37	2:26	3	8	-5	3	IND 40	Punt	CAR 10	0:45	3	3	0	3	CAR 13	Punt
5	IND 44	4:16	7	27	0	27	CAR 29	FIELD GOAL	CAR 16	2:16	4	18	0	18	CAR 34	Funble
6	CAR 22	1:04	4	6	0	6	CAR 16	FIELD GOAL	CAR 23	0:58	3	11	0	11	CAR 34	Interception
7	IND 27	3:36	5	20	0	20	IND 47	Punt	CAR 20	1:39	6	48	-10	38	IND 42	Punt
8	IND 8	0:51	2	17	0	17	IND 15	End of Half	CAR 20	3:48	7	36	0	36	IND 44	Punt
9	IND 20	4:39	8	28	0	28	IND 48	Punt	CAR 20	4:10	8	77	0	77	IND 1	Fumble
10	IND 3	1:22	3	1	0	1	IND 4	Punt	IND 29	0:47	2	29	0	29	IND 27	TOUCHDOWN
11	IND 20	1:08	3	-6	0	-6	IND 14	Punt	CAR 24	1:41	3	-7	0	-7	CAR 17	Punt
12	IND 23	0:17	2	0	0	0	IND 23	Interception	IND 30	1:24	3	30	0	30	IND 8	TOUCHDOWN
13	IND 14	3:40	8	86	0	86	CAR 18	TOUCHDOWN	CAR 20	2:23	3	15	-10	5	CAR 25	Punt
14	IND 43	2:14	8	57	0	57	CAR 8	TOUCHDOWN	CAR 20	0:25	3	7	0	7	CAR 27	Punt
15	IND 40	2:02	16	54	0	54	CAR 6	FIELD GOAL	CAR 20	4:14	9	57	0	57	IND 23	FIELD GOAL
16	IND 45	2:56	6	23	0	23	CAR 32	FIELD GOAL	IND 39	1:40	4	5	0	5	IND 34	FIELD GOAL
17	IND 29	0:48	2	2	0	2	IND 31	Interception								

Green Bay Packers at Carolina Panthers (11/08/15)

GREEN BAY (27:48) AVERAGE - GB 29

CAROLINA (32:12) AVERAGE - CAR 28

NO	BEGIN	POSS	PLAYS	YDS	PEN	NET	LAST	RESULT	BEGIN	POSS	PLAYS	YDS	PEN	NET	LAST	RESULT
1	GB 25	2:27	3	-7	0	-7	GB 18	Punt	CAR 30	4:48	9	68	0	68	GB 2	FIELD GOAL
2	GB 35	5:51	11	70	-5	65	CAR 1	TOUCHDOWN	CAR 20	0:59	3	4	0	4	CAR 24	Punt
3	GB 17	1:50	3	7	-8	-1	GB 16	Punt	CAR 20	3:46	7	80	0	80	GB 1	TOUCHDOWN
4	GB 20	1:01	3	-1	0	-1	GB 19	Punt	CAR 38	1:24	3	62	0	62	GB 7	TOUCHDOWN
5	GB 20	0:12	2	0	0	0	GB 20	Fumble	CAR 48	2:55	6	20	0	20	GB 32	FIELD GOAL
6	GB 33	1:57	3	-7	0	-7	GB 26	Punt	CAR 24	0:57	4	-1	0	-1	GB 25	Missed FG
7	GB 20	0:41	6	71	0	71	CAR 49	End of Half	CAR 48	1:12	4	52	0	52	GB 39	TOUCHDOWN
8	GB 20	1:00	3	65	15	80	GB 47	TOUCHDOWN	CAR 20	0:56	3	2	0	2	CAR 22	Punt
9	GB 35	1:41	4	18	5	23	CAR 42	Punt	CAR 14	6:35	13	77	5	82	GB 4	FIELD GOAL
10	GB 20	0:55	3	8	0	8	GB 28	Punt	CAR 29	0:58	3	1	0	1	CAR 30	Punt
11	GB 28	2:17	5	11	5	16	GB 44	Punt	CAR 11	1:55	3	9	0	9	CAR 20	Punt
12	GB 40	2:00	3	0	0	0	GB 40	Punt	CAR 26	2:21	5	40	34	74	GB 14	TOUCHDOWN
13	GB 21	1:28	6	79	0	79	CAR 29	TOUCHDOWN	CAR 20	1:33	3	5	0	5	CAR 25	Punt
14	GB 28	2:38	8	82	-10	72	CAR 3	TOUCHDOWN	CAR 20	0:05	1	0	0	0	CAR 20	Interception
15	CAR 22	1:44	8	13	5	18	CAR 4	Interception	CAR 3	1:48	3	8	0	8	CAR 11	Punt
16	GB 21	0:06	1	-7	0	-7	GB 21	End of Game								

Carolina Panthers at Tennessee Titans (11/15/15)

TENNESSEE (24:05) AVERAGE - TEN 20

CAROLINA (35:55) AVERAGE - CAR 31

NO	BEGIN	POSS	PLAYS	YDS	PEN	NET	LAST	RESULT	BEGIN	POSS	PLAYS	YDS	PEN	NET	LAST	RESULT
1	TEN 16	1:09	3	2	0	2	TEN 18	Punt	CAR 37	5:15	8	68	-5	63	TEN 16	TOUCHDOWN
2	TEN 18	4:58	10	82	0	82	CAR 25	TOUCHDOWN	CAR 20	5:24	9	80	0	80	TEN 1	TOUCHDOWN
3	TEN 19	5:29	9	59	-5	54	CAR 27	FIELD GOAL	CAR 20	3:41	7	20	0	20	CAR 40	Punt
4	TEN 12	3:05	4	25	0	25	TEN 37	Punt	CAR 14	0:55	3	-8	0	-8	CAR 6	Punt
5	50	0:04	1	0	0	0	50	End of Half	CAR 11	4:09	6	-3	0	-3	CAR 8	Punt
6	TEN 29	2:34	5	10	0	10	TEN 39	Interception	CAR 42	2:53	6	13	0	13	TEN 45	Punt
7	TEN 11	1:23	3	9	0	9	TEN 20	Punt	CAR 41	3:38	8	29	0	29	TEN 30	FIELD GOAL
8	TEN 20	2:01	3	-8	0	-8	TEN 12	Punt	TEN 43	4:16	8	42	0	42	TEN 1	FIELD GOAL
9	TEN 17	1:40	3	3	0	3	TEN 20	Punt	CAR 36	4:44	10	64	0	64	TEN 2	TOUCHDOWN
10	TEN 13	1:42	6	52	0	52	CAR 38	Fumble	CAR 35	1:00	2	-2	0	-2	CAR 34	End of Game

Washington Redskins at Carolina Panthers (11/22/15)

WASHINGTON (21:53) AVERAGE - WAS 26

CAROLINA (38:07) AVERAGE - CAR 36

NO	BEGIN	POSS	PLAYS	YDS	PEN	NET	LAST	RESULT	BEGIN	POSS	PLAYS	YDS	PEN	NET	LAST	RESULT
1	WAS 21	2:49	5	20	0	20	WAS 41	Interception	CAR 38	0:57	3	0	0	0	CAR 38	Punt
2	WAS 29	1:30	3	71	0	71	WAS 44	TOUCHDOWN	WAS 31	1:18	3	31	0	31	WAS 12	TOUCHDOWN
3		0:14	0	0	0	0		TOUCHDOWN	CAR 22	7:45	13	73	5	78	WAS 3	TOUCHDOWN
4	WAS 35	2:09	3	8	0	8	WAS 43	Punt	CAR 20	1:00	3	-6	0	-6	CAR 14	Punt
5	WAS 20	0:16	2	2	0	2	WAS 20	Fumble	CAR 8	3:57	8	69	23	92	WAS 2	TOUCHDOWN
6	WAS 44	3:20	8	28	-10	18	CAR 32	Fumble	WAS 24	2:51	6	34	-10	24	WAS 5	TOUCHDOWN
7	WAS 20	0:09	1	-9	0	-9	WAS 20	Fumble	CAR 38	1:54	8	38	0	38	WAS 24	Field Goal
8	WAS 20	1:34	3	-4	0	-4	WAS 16	Punt	WAS 11	0:59	3	6	5	11	WAS 5	TOUCHDOWN
9	WAS 20	1:06	3	-4	0	-4	WAS 16	Punt	CAR 27	2:25	5	17	0	17	CAR 44	Punt
10	WAS 20	2:38	5	48	-10	38	WAS 45	Fumble	CAR 22	4:43	10	43	5	48	WAS 30	Field Goal
11	WAS 20	3:26	7	10	0	10	WAS 30	Punt	CAR 35	5:50	9	58	0	58	WAS 7	Field Goal
12	WAS 22	2:26	6	18	0	18	WAS 40	Punt	CAR 19	2:21	3	8	0	8	CAR 27	Punt
13	WAS 42	0:16	1	0	0	0	WAS 42	End of Game	CAR 4	2:07	4	-3	-1	-4	CAR 1	Safety

Carolina Panthers at Dallas Cowboys (11/26/15)

DALLAS (24:46) AVERAGE - DAL 26

CAROLINA (35:14) AVERAGE - CAR 37

NO	BEGIN	POSS	PLAYS	YDS	PEN	NET	LAST	RESULT	BEGIN	POSS	PLAYS	YDS	PEN	NET	LAST	RESULT
1	DAL 20	0:59	3	4	0	4	DAL 24	Interception	CAR 22	4:18	9	47	0	47	DAL 31	FIELD GOAL
2	DAL 20	1:34	3	8	0	8	DAL 28	Punt	CAR 20	4:42	8	57	-15	42	DAL 38	Punt
3	DAL 20	6:47	13	77	0	77	CAR 3	FIELD GOAL	CAR 27	5:48	10	53	-5	48	DAL 25	FIELD GOAL
4	DAL 16	2:25	5	12	-5	7	DAL 23	Punt	DAL 29	2:23	9	27	-5	22	DAL 7	FIELD GOAL
5	DAL 20	0:51	2	-3	0	-3	DAL 17	Interception	CAR 20	3:38	6	-8	-10	-18	CAR 2	Punt
6	DAL 20	0:13	1	0	0	0	DAL 20	Interception	CAR 20	7:29	14	65	15	80	DAL 4	TOUCHDOWN
7	DAL 48	3:35	6	22	0	22	CAR 30	FIELD GOAL	CAR 42	3:50	6	36	-10	26	DAL 32	FIELD GOAL
8	DAL 20	1:05	3	-3	0	-3	DAL 17	Punt	DAL 36	2:35	7	16	-5	11	DAL 25	Blocked FG
9	DAL 20	6:00	16	82	-2	80	CAR 2	TOUCHDOWN	CAR 45	0:31	1	-1	0	-1	CAR 45	End of Game
10	CAR 45	1:17	6	11	-10	1	DAL 45	Downs								

Carolina Panthers at New Orleans Saints (12/06/15)

NEW ORLEANS (23:26) AVERAGE - NO 28

CAROLINA (36:34) AVERAGE - CAR 27

NO	BEGIN	POSS	PLAYS	YDS	PEN	NET	LAST	RESULT	BEGIN	POSS	PLAYS	YDS	PEN	NET	LAST	RESULT
1	NO 20	3:11	7	30	-5	25	NO 45	Punt	CAR 6	1:37	3	10	-5	5	CAR 11	Punt
2	NO 49	1:56	5	51	0	51	CAR 14	TOUCHDOWN	CAR 20	1:46	3	15	5	20	CAR 40	Interception
3	CAR 20	1:19	4	0	0	0	CAR 20	Missed FG	CAR 28	1:07	2	3	0	3	CAR 29	Fumble
4	NO 20	3:32	6	23	-10	13	NO 33	Punt	CAR 20	4:09	11	65	15	80	NO 12	TOUCHDOWN
5	NO 23	1:32	4	16	0	16	NO 39	Punt	CAR 40	2:04	4	30	15	45	NO 27	Fumble
6	NO 20	1:33	5	17	0	17	NO 37	Punt	CAR 26	5:52	11	74	0	74	NO 5	TOUCHDOWN
7	NO 20	0:49	3	-9	0	-9	NO 11	Punt	CAR 19	0:22	1	-1	0	-1	CAR 19	End of Half
8	NO 23	2:05	4	67	10	77	NO 46	TOUCHDOWN	CAR 21	4:39	9	70	9	79	NO 13	TOUCHDOWN
9	NO 28	1:35	4	35	37	72	CAR 24	TOUCHDOWN	CAR 40	4:36	8	60	0	60	NO 13	TOUCHDOWN
10	NO 20	0:54	2	-9	0	-9	NO 11	Interception	CAR 20	2:14	5	3	5	8	CAR 28	Punt
11	NO 12	4:04	8	83	5	88	CAR 9	TOUCHDOWN	CAR 20	2:08	4	90	-10	80	NO 45	TOUCHDOWN
12	NO 20	0:56	7	30	0	30	50	Downs	CAR 46	1:35	3	9	0	9	NO 45	Punt
13									CAR 25	4:16	11	70	5	75	NO 15	TOUCHDOWN
14									50	0:09	1	-1	0	-1	50	End of Game



**Atlanta Falcons at Carolina Panthers (12/13/15)**

**ATLANTA (28:30) AVERAGE - ATL 27**

NO	BEGIN	POSS	PLAYS	YDS	PEN	NET	LAST	RESULT
1	ATL 20	3:22	5	29	0	29	ATL 49	Punt
2	ATL 20	3:13	6	14	5	19	ATL 39	Punt
3	ATL 22	5:42	10	23	15	38	CAR 40	Punt
4	ATL 20	4:23	7	31	-6	25	ATL 45	Punt
5	ATL 20	0:17	1	-1	0	-1	ATL 20	End of Half
6	ATL 37	1:00	3	8	0	8	ATL 45	Punt
7	ATL 24	1:11	3	19	0	19	ATL 41	Fumble
8	ATL 20	1:31	6	6	0	6	ATL 32	Fumble
9	ATL 20	1:30	4	11	0	11	ATL 31	Interception
10	ATL 19	2:08	6	79	0	79	CAR 6	Downs
11	CAR 44	3:16	7	15	-20	-5	CAR 40	Downs
12	ATL 42	0:57	4	-4	0	-4	ATL 38	Interception

**CAROLINA (31:30) AVERAGE - CAR 29**

BEGIN	POSS	PLAYS	YDS	PEN	NET	LAST	RESULT
CAR 20	3:32	8	87	-7	80	ATL 1	TOUCHDOWN
CAR 7	1:18	3	93	0	93	CAR 26	TOUCHDOWN
CAR 20	3:23	7	80	0	80	ATL 46	TOUCHDOWN
CAR 8	1:23	3	8	0	8	CAR 16	Punt
CAR 19	3:27	10	81	0	81	ATL 4	TOUCHDOWN
CAR 20	2:18	3	-10	0	-10	CAR 10	Punt
ATL 43	4:45	9	33	-10	23	ATL 20	Field Goal
ATL 26	1:57	4	26	0	26	ATL 16	TOUCHDOWN
CAR 28	3:51	6	15	-5	10	CAR 38	Punt
CAR 2	1:32	3	4	0	4	CAR 6	Punt
CAR 49	2:42	4	9	0	9	ATL 42	Downs
CAR 46	1:22	2	-2	0	-2	CAR 45	End of Game

**Carolina Panthers at New York Giants (12/20/15)**

**New York (29:08) AVERAGE - NYG 34**

NO	BEGIN	POSS	PLAYS	YDS	PEN	NET	LAST	RESULT
1	NYG 20	2:22	5	7	24	31	CAR 49	Punt
2	50	1:16	3	9	0	9	CAR 41	Punt
3	NYG 20	4:09	10	65	15	80	CAR 27	TOUCHDOWN
4	NYG 3	3:07	7	28	-2	26	NYG 29	Punt
5	NYG 31	3:13	5	21	-10	11	NYG 42	Punt
6	NYG 42	0:48	2	9	0	9	NYG 49	Fumble
7	NYG 20	0:50	3	9	0	9	NYG 29	Punt
8	NYG 20	0:15	1	2	0	2	NYG 20	End of Half
9	NYG 40	0:44	3	2	0	2	NYG 42	Punt
10	NYG 20	1:47	3	5	0	5	NYG 25	Punt
11	NYG 36	4:14	13	70	-6	64	CAR 8	TOUCHDOWN
12	NYG 34	1:17	4	66	0	66	CAR 38	TOUCHDOWN
13	CAR 46	1:19	4	33	0	33	CAR 13	Interception
14	CAR 14	1:16	3	14	0	14	CAR 8	TOUCHDOWN
15	NYG 34	2:31	7	66	0	66	CAR 14	TOUCHDOWN

**CAROLINA (30:52) AVERAGE - CAR 24**

BEGIN	POSS	PLAYS	YDS	PEN	NET	LAST	RESULT
CAR 4	1:03	3	1	0	1	CAR 5	Punt
CAR 12	4:46	9	86	2	88	NYG 3	TOUCHDOWN
CAR 25	2:32	6	12	0	12	CAR 37	Punt
CAR 15	1:46	4	16	0	16	CAR 31	Punt
CAR 20	1:28	3	0	0	0	CAR 20	Punt
NYG 46	1:16	3	46	0	46	NYG 37	TOUCHDOWN
CAR 28	1:09	9	72	0	72	NYG 14	TOUCHDOWN
CAR 20	1:30	3	4	0	4	CAR 24	Punt
CAR 20	2:43	7	80	0	80	NYG 20	TOUCHDOWN
NYG 37	2:44	7	37	0	37	NYG 14	TOUCHDOWN
CAR 21	1:37	3	7	0	7	CAR 28	Punt
CAR 22	4:32	9	62	0	62	NYG 16	Blocked FG
CAR 20	0:50	2	-6	0	-6	CAR 20	Fumble
CAR 16	1:10	3	8	-5	3	CAR 19	Punt
CAR 26	1:46	8	49	0	49	NYG 25	Field Goal

**Carolina Panthers at Atlanta Falcons (12/27/15)**

**Atlanta (35:38) AVERAGE - ATL 27**

NO	BEGIN	POSS	PLAYS	YDS	PEN	NET	LAST	RESULT
1	ATL 20	9:23	16	65	15	80	CAR 4	TOUCHDOWN
2	ATL 13	3:11	7	27	20	47	CAR 40	Punt
3	ATL 1	1:42	3	19	0	19	ATL 17	End of Half
4	ATL 20	6:38	11	55	0	55	CAR 25	Missed FG
5	ATL 20	3:14	5	80	0	80	ATL 30	TOUCHDOWN
6	ATL 10	4:34	7	43	-5	38	CAR 37	Fumble
7	ATL 21	5:36	10	60	0	60	CAR 19	Field Goal
8	CAR 37	0:18	4	6	-5	1	CAR 36	Field Goal
9	CAR 26	1:02	2	-2	0	-2	CAR 27	End of Game

**CAROLINA (24:22) AVERAGE - CAR 26**

BEGIN	POSS	PLAYS	YDS	PEN	NET	LAST	RESULT
CAR 20	5:42	11	80	0	80	ATL 8	TOUCHDOWN
CAR 20	3:47	8	36	0	36	ATL 44	Punt
CAR 15	6:15	10	53	-5	48	ATL 37	Punt
CAR 33	2:56	8	52	0	52	ATL 15	Field Goal
CAR 20	3:11	6	17	0	17	CAR 37	Punt
ATL 36	1:28	4	7	0	7	ATL 29	Field Goal
CAR 20	0:35	5	17	0	17	CAR 37	Downs
CAR 20	0:28	2	6	0	6	CAR 39	Fumble

Tampa Bay Buccaneers at Carolina Panthers (1/3/16)

TAMPA BAY (28:10) AVERAGE - TB 23

CAROLINA (31:50) AVERAGE - CAR 39

NO	BEGIN	POSS	PLAYS	YDS	PEN	NET	LAST	RESULT	BEGIN	POSS	PLAYS	YDS	PEN	NET	LAST	RESULT
1	TB 17	4:22	8	30	0	30	TB 47	Punt	CAR 24	6:06	11	34	0	34	TB 42	Punt
2	CAR 45	1:38	5	24	0	24	CAR 21	Field Goal	CAR 19	1:26	4	26	0	26	CAR 38	Fumble
3	TB 20	0:52	3	1	0	1	TB 21	Punt	CAR 23	3:53	9	72	5	77	TB 1	TOUCHDOWN
4	TB 20	0:57	3	28	0	28	TB 48	Interception	CAR 40	2:14	6	29	0	29	TB 31	Field Goal
5	TB 20	1:34	3	-1	0	-1	TB 19	Punt	TB 46	4:15	7	46	0	46	TB 11	TOUCHDOWN
6	TB 20	1:52	13	73	5	78	CAR 2	End of Half	TB 49	0:51	3	49	0	49	TB 31	TOUCHDOWN
7	TB 20	3:03	5	4	5	9	TB 29	Punt	CAR 32	1:56	3	8	-8	0	CAR 32	Punt
8	TB 20	4:33	9	80	0	80	CAR 4	TOUCHDOWN	TB 3	0:43	2	3	0	3	TB 1	TOUCHDOWN
9	TB 21	3:03	7	51	0	51	CAR 28	Interception	CAR 20	3:16	6	39	20	59	TB 38	Fumble
10	TB 20	6:16	16	96	-40	56	CAR 37	Downs	CAR 43	6:04	10	62	-5	57	TB 16	TOUCHDOWN
11									CAR 24	1:06	2	-2	0	-2	CAR 23	End of Game

Seattle Seahawks at Carolina Panthers (1/17/16)

SEATTLE (24:22) AVERAGE - SEA 27

CAROLINA (35:38) AVERAGE - CAR 31

NO	BEGIN	POSS	PLAYS	YDS	PEN	NET	LAST	RESULT	BEGIN	POSS	PLAYS	YDS	PEN	NET	LAST	RESULT
1	SEA 14	0:52	2	-3	0	-3	SEA 11	Interception	CAR 25	2:30	4	75	0	75	SEA 4	TOUCHDOWN
2	SEA 25	3:36	5	28	0	28	CAR 47	Punt	CAR 14	8:44	15	91	-5	86	SEA 1	TOUCHDOWN
3	SEA 20	0:06	1	0	0	0	SEA 20	Interception	SEA 29	1:35	4	-1	0	-1	SEA 30	Field Goal
4	SEA 20	1:26	3	-8	0	-8	SEA 12	Punt	CAR 46	4:45	9	54	0	54	SEA 19	TOUCHDOWN
5	SEA 20	4:11	12	76	-10	66	CAR 18	Downs	CAR 14	1:10	3	7	0	7	CAR 21	Punt
6	SEA 33	1:05	5	30	0	30	CAR 37	Missed FG	CAR 27	3:07	6	5	0	5	CAR 32	Punt
7	CAR 35	1:33	4	35	0	35	CAR 13	TOUCHDOWN	CAR 18	3:26	7	32	0	32	50	Punt
8	SEA 37	2:40	7	63	0	63	CAR 33	TOUCHDOWN	CAR 12	5:54	9	26	0	26	CAR 38	Punt
9	SEA 15	3:48	8	39	0	39	CAR 46	Punt	CAR 31	3:15	5	19	0	19	50	Punt
10	SEA 27	3:28	9	73	0	73	CAR 3	TOUCHDOWN	SEA 48	1:12	3	-7	0	-7	CAR 46	End of Game
11	SEA 22	1:37	11	70	-10	60	CAR 18	Field Goal								

Arizona Cardinals at Carolina Panthers (1/24/16)

ARIZONA (23:21) AVERAGE - ARZ 26

CAROLINA (36:39) AVERAGE - CAR 33

NO	BEGIN	POSS	PLAYS	YDS	PEN	NET	LAST	RESULT	BEGIN	POSS	PLAYS	YDS	PEN	NET	LAST	RESULT
1	ARZ 20	1:34	3	3	0	3	ARZ 23	Punt	CAR 34	3:56	8	39	0	39	ARZ 27	Field Goal
2	ARZ 20	1:43	6	14	-5	9	ARZ 29	Punt	ARZ 49	3:16	5	44	5	49	ARZ 22	TOUCHDOWN
3	ARZ 20	2:43	6	25	0	25	ARZ 45	Punt	CAR 12	0:59	3	88	0	88	CAR 14	TOUCHDOWN
4	ARZ 20	3:06	7	42	0	42	CAR 37	Fumble	CAR 38	0:56	3	-1	0	-1	CAR 37	Punt
5	ARZ 21	6:03	10	59	20	79	CAR 1	TOUCHDOWN	CAR 20	0:59	3	7	0	7	CAR 27	Punt
6	ARZ 20	0:09	1	0	0	0	ARZ 20	Fumble	ARZ 46	2:49	5	41	5	46	ARZ 1	TOUCHDOWN
7	CAR 22	0:07	1	0	0	0	CAR 22	Interception	ARZ 31	0:51	2	0	0	0	ARZ 31	Interception
8	ARZ 20	1:31	3	8	0	8	ARZ 28	Punt	CAR 20	0:49	2	-2	0	-2	CAR 19	End of Half
9	ARZ 20	2:52	10	80	0	80	CAR 21	TOUCHDOWN	CAR 17	7:10	11	75	5	80	ARZ 3	Field Goal
10	ARZ 36	1:20	5	15	5	20	CAR 44	Interception	CAR 21	4:11	8	79	0	79	ARZ 12	TOUCHDOWN
11	ARZ 12	0:15	1	0	0	0	ARZ 12	Interception	CAR 20	1:18	3	3	0	3	CAR 23	Punt
12	ARZ 21	0:41	2	13	0	13	ARZ 34	Interception	CAR 16	6:12	9	89	-5	84	ARZ 5	TOUCHDOWN
13	ARZ 26	1:17	5	28	0	28	ARZ 39	End of Game	CAR 40	3:13	6	14	0	14	ARZ 25	Downs

Denver Broncos vs. Carolina Panthers (02/07/16)

DENVER (27:13) AVERAGE - DEN 34

NO	BEGIN	POSS	PLAYS	YDS	PEN	NET	LAST	RESULT
1	DEN 20	4:17	10	64	0	64	CAR 16	FIELD GOAL
2	DEN 25	1:56	3	9	0	9	DEN 34	Punt
3	DEN 13	1:57	3	-2	0	-2	DEN 11	Punt
4	DEN 20	0:39	3	-7	-5	-12	DEN 8	Punt
5	CAR 14	2:13	4	9	-10	-1	CAR 15	FIELD GOAL
6	DEN 40	2:09	5	36	0	36	CAR 24	Interception
7	DEN 20	1:22	3	8	0	8	DEN 28	Punt
8	DEN 34	2:30	7	49	5	54	CAR 12	Field Goal
9	DEN 7	2:32	4	8	0	8	DEN 15	Punt
10	DEN 32	2:02	5	3	15	18	CAR 41	Fumble
11	DEN 24	1:21	3	4	0	4	DEN 28	Punt
12	DEN 25	2:16	3	3	0	3	DEN 28	Punt
13	CAR 4	0:56	3	2	2	4	CAR 2	TOUCHDOWN
14	DEN 37	1:03	3	8	0	8	DEN 45	Punt
15								
16								

CAROLINA (32:47) AVERAGE - CAR 26

BEGIN	POSS	PLAYS	YDS	PEN	NET	LAST	RESULT
CAR 19	1:24	3	9	0	9	CAR 28	Punt
CAR 15	0:56	3	-15	0	-15	CAR 15	Fumble
CAR 21	3:15	7	15	15	30	DEN 49	Punt
CAR 27	4:50	9	77	-4	73	DEN 1	TOUCHDOWN
CAR 49	1:35	3	-2	0	-2	CAR 47	Punt
CAR 20	0:26	3	25	15	40	CAR 49	Fumble
CAR 39	1:06	3	0	0	0	CAR 39	Punt
CAR 19	1:55	8	31	-5	26	DEN 45	End of Half
CAR 20	4:12	10	69	-15	54	DEN 26	Missed FG
CAR 20	2:34	5	52	0	52	DEN 28	Interception
CAR 19	2:53	5	8	-5	3	CAR 22	Punt
50	2:56	6	34	-5	29	DEN 21	FIELD GOAL
CAR 28	1:53	3	12	-5	7	CAR 35	Punt
CAR 24	0:47	3	-6	0	-6	CAR 25	Fumble
CAR 20	1:11	3	-14	0	-14	CAR 6	Punt
CAR 27	0:54	3	20	-15	5	CAR 41	End of Game

# 2015 PANTHERS BESTS

## RUSHING YARDS:

125	J. Stewart	24-125-0	PHILADELPHIA	10/25/15
106	J. Stewart	19-106-2	SEATTLE *	01/17/16
102	J. Stewart	21-102-0	WASHINGTON	11/22/15

## RUSHING ATTEMPTS:

24	J. Stewart	24-82-1	INDIANAPOLIS	11/2/15
24	J. Stewart	24-125-0	PHILADELPHIA	10/25/15
22	J. Stewart	22-91-1	at Tennessee	11/15/15
21	J. Stewart	21-82-1	at New Orleans	12/06/15
21	J. Stewart	21-68-0	at Dallas	11/26/15
21	J. Stewart	21-102-0	WASHINGTON	11/22/15

## LONGEST RUSH:

59	J. Stewart	19-106-2	SEATTLE *	01/17/16
47	C. Newton	8-100-0	at New York Giants	12/20/15
44	J. Stewart	10-75-1	ATLANTA	12/13/15

## YARDS PER CARRY (MIN 10 ATT):

7.6	C. Newton	10-76-1	HOUSTON	09/20/15
7.5	J. Stewart	10-75-1	ATLANTA	12/13/15
5.9	M. Tolbert	10-59-0	TAMPA BAY	1/03/16

## YARDS PASSING:

340	C. Newton	45-25-5	at New York Giants	12/20/15
335	C. Newton	28-19-2	ARIZONA	1/24/16 *
331	C. Newton	41-28-5	at New Orleans	12/06/15

## PASSES ATTEMPTED:

45	C. Newton	45-25-5	at New York Giants	12/20/15
41	C. Newton	41-18-0	at Super Bowl	02/07/16 *
41	C. Newton	41-28-5	at New Orleans	12/06/15

## COMPLETIONS:

28	C. Newton	41-28-5	at New Orleans	12/06/15
25	C. Newton	45-25-5	at New York Giants	12/20/15
21	C. Newton	26-21-2	TAMPA BAY	1/03/16
21	C. Newton	34-21-5	WASHINGTON	11/22/15
21	C. Newton	26-21-1	at Tennessee	11/15/15

## RECEPTIONS:

9	G. Olsen	9-129-0	at New Orleans	12/06/15
8	G. Olsen	8-80-0	at Tennessee	11/15/15
8	G. Olsen	8-134-2	NEW ORLEANS	09/27/15
7	D. Funchess	7-120-1	TAMPA BAY	1/03/16
7	G. Olsen	7-131-1	at Seattle	10/18/15

## RECEIVING YARDS:

134	G. Olsen	8-134-2	NEW ORLEANS	09/27/15
131	G. Olsen	7-131-1	at Seattle	10/18/15
129	G. Olsen	9-129-0	at New Orleans	12/06/15

**LONGEST RECEPTION:**

86t	C. Brown	4-113-1	ARIZONA	1/24/16 *
74t	T. Ginn	2-120-2	ATLANTA	12/13/15
59	J. Cotchery	3-82-0	GREEN BAY	11/8/15

**FIELD GOALS:**

4	G. Gano	49,43,25,50	at Dallas	11/26/15
3	G. Gano	42,48,25	WASHINGTON	11/22/15
3	G. Gano	20,49,22	GREEN BAY	11/8/15
3	G. Gano	39,42,52	INDIANAPOLIS	11/2/15
3	G. Gano	24,27,27	at Tampa Bay	10/04/15
2	G. Gano	45,21	ARIZONA	1/24/16 *
2	G. Gano	33,47	at Atlanta	12/27/15
2	G. Gano	48,19	at Tennessee	11/15/15
2	G. Gano	35,29	PHILADELPHIA	10/25/15
2	G. Gano	20,47	NEW ORLEANS	09/27/15
2	G. Gano	43,47	at Jacksonville	09/13/15

**LONGEST FIELD GOAL:**

52	G. Gano	52	INDIANAPOLIS	11/2/15
50	G. Gano	50	at Dallas	11/26/15
49	G. Gano	49	TAMPA BAY	1/03/16
49	G. Gano	49	at Dallas	11/26/15
49	G. Gano	49	GREEN BAY	11/8/15

\* POSTSEASON

# 2015 OPPONENTS BESTS

## RUSHING YARDS:

107	R. Jennings	16-107-1	at New York Giants	12/20/15
106	D. Martin	20-106-1	at Tampa Bay	10/04/15
97	R. Mathews	6-97-1	PHILADELPHIA	10/25/15

## RUSHING ATTEMPTS:

23	C. Anderson	23-90-1	at Super Bowl	02/07/16 *
22	D. Freeman	22-73-1	at Atlanta	12/27/15
22	F. Gore	22-70-0	INDIANAPOLIS	11/2/15
20	D. Martin	20-106-1	at Tampa Bay	10/04/15

## LONGEST RUSH:

63t	R. Mathews	6-97-1	PHILADELPHIA	10/25/15
38t	R. Jennings	16-107-1	at New York Giants	12/20/15
34	C. Anderson	23-90-1	at Super Bowl	02/07/16 *

## YARDS PER CARRY (MIN 10 ATT):

6.7	R. Jennings	16-107-1	at New York Giants	12/20/15
5.3	D. Martin	20-106-1	at Tampa Bay	10/04/15
4.7	M. Ingram	12-56-1	at New Orleans	12/06/15

## YARDS PASSING:

369	A. Rodgers	48-25-4	GREEN BAY	11/8/15
366	R. Wilson	48-31-3	SEATTLE *	01/17/16
325	J. Winston	47-29-0	TAMPA BAY	1/03/16

## PASSES ATTEMPTED:

58	R. Mallett	58-27-1	HOUSTON	09/20/15
48	R. Wilson	48-31-3	SEATTLE *	01/17/16
48	A. Rodgers	48-25-4	GREEN BAY	11/8/15
47	J. Winston	47-29-0	TAMPA BAY	1/03/16
47	A. Luck	47-23-2	INDIANAPOLIS	11/2/15

## COMPLETIONS:

31	R. Wilson	48-31-3	SEATTLE *	01/17/16
31	L. McCown	38-31-0	NEW ORLEANS	09/27/15
29	J. Winston	47-29-0	TAMPA BAY	1/03/16
29	E. Manning	46-29-4	at New York Giants	12/20/15
27	R. Mallett	58-27-1	HOUSTON	09/20/15

## RECEPTIONS:

11	J. Kearse	11-110-2	SEATTLE *	01/17/16
10	V. Jackson	10-147-1	at Tampa Bay	10/04/15
9	D. Johnson	9-68-0	ARIZONA	1/24/16 *
9	C. Sims	9-74-0	TAMPA BAY	1/03/16
9	J. Jones	9-178-1	at Atlanta	12/27/15

## RECEIVING YARDS:

178	J. Jones	9-178-1	at Atlanta	12/27/15
147	V. Jackson	10-147-1	at Tampa Bay	10/04/15
140	J. Graham	8-140-0	at Seattle	10/18/15

**LONGEST RECEPTION**

70t	J. Jones	9-178-1	at Atlanta	12/27/15
56t	D. Jackson	5-87-1	WASHINGTON	11/22/15
54t	B. Cooks	6-104-1	at New Orleans	12/06/15

**FIELD GOALS:**

4	A. Vinatieri	47,34,24,50	INDIANAPOLIS	11/2/15
3	B. McManus	34,33,30	at Super Bowl	02/07/16 *
3	C. Sturgis	52,29,24	PHILADELPHIA	10/25/15
3	S. Hauschka	30,50,43	at Seattle	10/18/15
2	S. Graham	37,54	at Atlanta	12/27/15
2	D. Bailey	21,48	at Dallas	11/26/15

**LONGEST FIELD GOAL:**

54	S. Graham	54	at Atlanta	12/27/15
52	C. Sturgis	52	PHILADELPHIA	10/25/15
50	A. Vinatieri	50	INDIANAPOLIS	11/2/15
50	S. Hauschka	50	at Seattle	10/18/15

\* POSTSEASON

# 2015 REGULAR SEASON RECORDS

Overall Record..... 15-1  
 Home..... 8-0  
 Away..... 7-1

When:

Panthers win coin toss..... 9-0  
 Panthers lose coin toss..... 6-1  
 Scoring first..... 10-1  
 Opponent scores first..... 5-0  
 Leading at halftime..... 12-0  
 Tied at halftime..... 1-1  
 Trailing at halftime..... 2-0  
 Leading after three quarters..... 14-0  
 Tied after three quarters..... 0-0  
 Trailing after three quarters..... 1-1  
 Overtime..... 1-0

Scoring on first possession..... 8-1  
 Scoring touchdown on first possession..... 3-1  
 Scoring field goal on first possession..... 5-0  
 Scoring 10 or more points..... 15-1  
 Scoring 20 or more points..... 15-0  
 Scoring 30 or more points..... 8-0  
 Allowing 10 or fewer points..... 4-0  
 Allowing 20 or fewer points..... 8-1

Outcomes of 7 points or less..... 6-1  
 Outcomes of 3 points or less..... 2-0

Rushing 20 or more times..... 15-1  
 Rushing 30 or more times..... 13-0  
 Rushing 40 or more times..... 0-0

Time of possession 30:00 or more minutes..... 12-0

Individual Panthers 100-yard rusher..... 3-0  
 Individual Panthers 100-yard receiver..... 5-0  
 Individual Panthers 300-yard passer..... 3-0  
 Panthers out-gain opposition..... 12-0  
 Panthers out-rush opposition..... 14-1  
 Panthers out-pass opposition..... 9-0  
 Opponent individual 100-yard rusher..... 2-0  
 Opponent individual 100-yard receiver..... 3-1  
 Opponent individual 300-yard passer..... 3-1

Surfaces:  
 On grass..... 11-0  
 On artificial turf..... 4-1  
 Outdoors..... 13-0  
 Indoors..... 2-1

By Month:

September..... 3-0  
 October..... 3-0  
 November..... 5-0  
 December..... 3-1  
 January..... 1-0

Against:

AFC Opponents..... 4-0  
 AFC East..... 0-0  
 AFC North..... 0-0  
 AFC South..... 4-0  
 AFC West..... 0-0  
 NFC Opponents..... 11-1  
 NFC East..... 4-0  
 NFC North..... 1-0  
 NFC South..... 5-1  
 NFC West..... 1-0

Jersey Color

White Jerseys..... 6-1  
 Black Jerseys..... 6-0  
 Blue Jerseys..... 3-0

Time Of Game

Day..... 13-1  
 Night..... 2-0

Turnovers

Positive..... 11-0  
 Even..... 1-1  
 Negative..... 3-0



# 2015 POSTSEASON RECORDS

Overall Record.....	2-1
Home.....	2-0
Away.....	0-0
Neutral.....	0-1

## When:

Panthers win coin toss.....	0-1
Panthers lose coin toss.....	2-0
Scoring first.....	2-0
Opponent scores first.....	0-1
Leading at halftime.....	2-0
Tied at halftime.....	0-0
Trailing at halftime.....	0-1
Leading after three quarters.....	2-0
Tied after three quarters.....	0-0
Trailing after three quarters.....	0-1
Overtime.....	0-0

Scoring on first possession.....	2-0
Scoring touchdown on first possession.....	1-0
Scoring field goal on first possession.....	1-0
Scoring 10 or more points.....	2-1
Scoring 20 or more points.....	2-0
Scoring 30 or more points.....	2-0
Allowing 10 or fewer points.....	0-0
Allowing 20 or fewer points.....	1-0

Outcomes of 7 points or less.....	1-0
Outcomes of 3 points or less.....	0-0

Rushing 20 or more times.....	2-1
Rushing 30 or more times.....	2-0
Rushing 40 or more times.....	1-0

Time of possession 30:00 or more minutes.....	2-1
---	-----

Individual Panthers 100-yard rusher.....	1-0
Individual Panthers 100-yard receiver.....	1-0
Individual Panthers 300-yard passer.....	1-0
Panthers out-gain opposition.....	1-1
Panthers out-rush opposition.....	2-1
Panthers out-pass opposition.....	1-1
Opponent individual 100-yard rusher.....	0-0
Opponent individual 100-yard receiver.....	1-0
Opponent individual 300-yard passer.....	1-0

Surfaces:	
On grass.....	2-1
On artificial turf.....	0-0
Outdoors.....	2-1
Indoors.....	0-0

## By Month:

September.....	0-0
October.....	0-0
November.....	0-0
December.....	0-0
January.....	2-0
February.....	0-1

## Against:

AFC Opponents.....	0-1
AFC East.....	0-0
AFC North.....	0-0
AFC South.....	0-0
AFC West.....	0-0
NFC Opponents.....	2-0
NFC East.....	0-0
NFC North.....	0-0
NFC South.....	0-0
NFC West.....	2-0

## Jersey Color

White Jerseys.....	2-0
Black Jerseys.....	0-1
Blue Jerseys.....	0-0

## Time Of Game

Day.....	2-1
Night.....	0-0

## Turnovers

Positive.....	2-0
Even.....	0-0
Negative.....	0-1

# 2015 SEASON RECORDS

## PANTHERS RECORDS

	BEST		WORST	
Total Net Yards	497	at New Orleans 12/06/15	244	at Tampa Bay 10/04/15
Total Plays	77	at New York Giants 12/20/15	52	at Atlanta 12/27/15
First Downs	33	at New Orleans 12/06/15	17	3 times, last INDIANAPOLIS 11/2/15
Net Rushing Yards	204	PHILADELPHIA 10/25/15	105	at Jacksonville 09/13/15
Rushing Attempts	41	SEATTLE 1/17/16 *	20	at Atlanta 12/27/15
Avg Gain/Rush	7.8	at Atlanta 12/27/15	3.0	at Jacksonville 09/13/15
Net Passing Yards	324	ARIZONA 1/24/16 *	111	at Tampa Bay 10/04/15
Pass Attempts	45	at New York Giants 12/20/15	22	2 times, last SEATTLE 1/17/16 *
Pass Completions	28	at New Orleans 12/06/15	11	at Tampa Bay 10/04/15
Avg Gain/Pass Play	11.2	ARIZONA 1/24/16 *	3.5	at Atlanta 12/27/15
Passes Intercepted	0	10 times, last SEATTLE 1/17/16 *	3	PHILADELPHIA 10/25/15
Sacks Allowed	0	GREEN BAY 11/8/15	6	vs. Denver 02/07/16*
Fumbles Lost	0	12 times, last ARIZONA 1/24/16 *	3	vs. Denver 02/07/16*
Penalty Yards	22	at Jacksonville 09/13/15	102	vs. Denver 02/07/16*
Points	49	ARIZONA 1/24/16 *	10	vs. Denver 02/07/16*
Time of Possession	38:07	WASHINGTON 11/22/15	24:22	at Atlanta 12/27/15

## OPPONENTS RECORDS

	BEST		WORST	
Total Net Yards	411	at Tampa Bay 10/04/15	186	WASHINGTON 11/22/15
Total Plays	84	INDIANAPOLIS 11/2/15	46	at Tennessee 11/15/15
First Downs	27	NEW ORLEANS 09/27/15	9	WASHINGTON 11/22/15
Net Rushing Yards	177	PHILADELPHIA 10/25/15	14	WASHINGTON 11/22/15
Rushing Attempts	35	INDIANAPOLIS 11/2/15	12	2 times, last SEATTLE 1/17/16 *
Avg Gain/Rush	6.5	SEATTLE 1/17/16 *	1.2	WASHINGTON 11/22/15
Net Passing Yards	331	GREEN BAY 11/8/15	104	vs. Denver 02/07/16*
Pass Attempts	58	HOUSTON 09/20/15	23	vs. Denver 02/07/16*
Pass Completions	31	2 times, last SEATTLE 1/17/16 *	13	vs. Denver 02/07/16*
Avg Gain/Pass Play	9.3	at Atlanta 12/27/15	3.4	PHILADELPHIA 10/25/15
Passes Intercepted	0	2 times, last at Atlanta 12/27/15	4	2 times, last ARIZONA 1/24/16 *
Sacks Allowed	0	at New York Giants 12/20/15	5	7 times, last vs. Denver 02/07/16*
Fumbles Lost	0	6 times, last SEATTLE 1/17/16 *	4	WASHINGTON 11/22/15
Penalty Yards	15	INDIANAPOLIS 11/2/15	104	at New Orleans 12/06/15
Points	38	at New Orleans 12/06/15	0	ATLANTA 12/13/15
Time of Possession	35:58	INDIANAPOLIS 11/2/15	21:53	WASHINGTON 11/22/15

\* POSTSEASON



***ALL-TIME***

***LEADERS***

# ALL-TIME CAREER SCORERS

SCORING	YEARS	TD	TDr	TDp	TDrt	FG	ATT	PAT	ATT	2pt.	S	PTS
Kasay, John	1995-2010	0	0	0	0	351 -	424	429 -	438	0	0	1482
Smith, Steve	2001-13	75	2	67	6	0 -	0	0 -	0	2	0	454
<b>Gano, Graham</b>	<b>2012-2015</b>	<b>0</b>	<b>0</b>	<b>0</b>	<b>0</b>	<b>96 -</b>	<b>112</b>	<b>148 -</b>	<b>152</b>	<b>0</b>	<b>0</b>	<b>428</b>
Williams, DeAngelo	2006-2014	53	46	7	0	0 -	0	0 -	0	2	0	322
Muhammad, Muhsin	1996-2004; 2008-01	50	0	50	0	0 -	0	0 -	0	2	0	304
Walls, Wesley	1996-2002	44	0	44	0	0 -	0	0 -	0	0	0	264
<b>Newton, Cam</b>	<b>2011-2015</b>	<b>43</b>	<b>43</b>	<b>0</b>	<b>0</b>	<b>0 -</b>	<b>0</b>	<b>0 -</b>	<b>0</b>	<b>0</b>	<b>0</b>	<b>258</b>
<b>Stewart, Jonathan</b>	<b>2008-2015</b>	<b>42</b>	<b>36</b>	<b>6</b>	<b>0</b>	<b>0 -</b>	<b>0</b>	<b>0 -</b>	<b>0</b>	<b>0</b>	<b>0</b>	<b>252</b>
<b>Olsen, Greg</b>	<b>2011-2015</b>	<b>29</b>	<b>0</b>	<b>29</b>	<b>0</b>	<b>0 -</b>	<b>0</b>	<b>0 -</b>	<b>0</b>	<b>1</b>	<b>0</b>	<b>176</b>
Davis, Stephen	2003-2005	20	20	0	0	0 -	0	0 -	0	0	0	120
Mare, Olindo	2011	0	0	0	0	22 -	28	44 -	45	0	0	110
<b>Tolbert, Mike</b>	<b>2012-2015</b>	<b>18</b>	<b>13</b>	<b>5</b>	<b>0</b>	<b>0 -</b>	<b>0</b>	<b>0 -</b>	<b>0</b>	<b>0</b>	<b>0</b>	<b>108</b>
Biakabutuka, Tshimanga	1996-2001	17	14	3	0	0 -	0	0 -	0	0	0	102
Nedney, Joe	2000	0	0	0	0	26 -	28	20 -	20	0	0	98
<b>Ginn Jr., Ted</b>	<b>2013, 2015</b>	<b>15</b>	<b>0</b>	<b>15</b>	<b>0</b>	<b>0 -</b>	<b>0</b>	<b>0 -</b>	<b>0</b>	<b>0</b>	<b>0</b>	<b>90</b>
Foster, DeShaun	2002-2007	14	10	4	0	0 -	0	0 -	0	0	0	84
Carrier, Mark	1995-1998	13	0	13	0	0 -	0	0 -	0	0	0	78
LaFell, Brandon	2010-2013	13	0	13	0	0 -	0	0 -	0	0	0	78
Lane, Fred	1997-1999	13	13	0	0	0 -	0	0 -	0	0	0	78
Jeffers, Patrick	1999-2001	12	0	12	0	0 -	0	0 -	0	0	0	72
Ismail, Raghil	1996-1998	11	1	10	0	0 -	0	0 -	0	0	0	66
Graham, Shayne	2002	0	0	0	0	13 -	18	21 -	21	0	0	60
Goings, Nick	2001-2008	9	6	3	0	0 -	0	0 -	0	1	0	56
Johnson, Anthony	1995-1999	9	7	2	0	0 -	0	0 -	0	1	0	56
<b>Benjamin, Kelvin</b>	<b>2014-2015</b>	<b>9</b>	<b>0</b>	<b>9</b>	<b>0</b>	<b>0 -</b>	<b>0</b>	<b>0 -</b>	<b>0</b>	<b>0</b>	<b>0</b>	<b>54</b>
Floyd, William	1998-2000	9	7	2	0	0 -	0	0 -	0	0	0	54
Green, Willie	1995-1996	9	0	9	0	0 -	0	0 -	0	0	0	54
Hoover, Brad	2000-2009	9	3	6	0	0 -	0	0 -	0	0	0	54
King, Jeff	2006-2010	9	0	9	0	0 -	0	0 -	0	0	0	54
Mangum, Kris	1997-2006	9	0	9	0	0 -	0	0 -	0	0	0	54
Carter, Drew	2004-2007	8	0	8	0	0 -	0	0 -	0	0	0	48
Proehl, Ricky	2003-2005	8	0	8	0	0 -	0	0 -	0	0	0	48
Cunningham, Richie	1999-2000	0	0	0	0	8 -	10	22 -	23	0	0	46
Colbert, Keary	2004-2007	7	0	7	0	0 -	0	0 -	0	1	0	44
Medlock, Justin	2012	0	0	0	0	7 -	10	23 -	23	0	0	44
<b>Brown, Corey</b>	<b>2014-2015</b>	<b>7</b>	<b>0</b>	<b>6</b>	<b>1</b>	<b>0 -</b>	<b>0</b>	<b>0 -</b>	<b>0</b>	<b>0</b>	<b>0</b>	<b>42</b>
Hayes, Donald	1998-2001	7	0	7	0	0 -	0	0 -	0	0	0	42
Smith, Lamar	2002	7	7	0	0	0 -	0	0 -	0	0	0	42
Weinke, Chris	2001-2006	6	6	0	0	0 -	0	0 -	0	0	0	36
Bates, Michael	1996-2000	5	0	0	5	0 -	0	0 -	0	0	0	30
Brown, Dee	2002	5	4	1	0	0 -	0	0 -	0	0	0	30
Delhomme, Jake	2003-2009	5	5	0	0	0 -	0	0 -	0	0	0	30
<b>Funchess, Devin</b>	<b>2015</b>	<b>5</b>	<b>0</b>	<b>5</b>	<b>0</b>	<b>0 -</b>	<b>0</b>	<b>0 -</b>	<b>0</b>	<b>0</b>	<b>0</b>	<b>30</b>
Johnson, Keyshawn	2006	5	1	4	0	0 -	0	0 -	0	0	0	30
Munnerlyn, Captain	2009-2013	5	0	0	5	0 -	0	0 -	0	0	0	30
Rosario, Dante	2007-2010	5	0	5	0	0 -	0	0 -	0	0	0	30
Collins, Kerry	1995-1998	4	4	0	0	0 -	0	0 -	0	2	0	28
<b>Cotchery, Jerricho</b>	<b>2014-2015</b>	<b>4</b>	<b>0</b>	<b>4</b>	<b>0</b>	<b>0 -</b>	<b>0</b>	<b>0 -</b>	<b>0</b>	<b>1</b>	<b>0</b>	<b>26</b>
Byrd, Isaac	2000-2002	4	0	4	0	0 -	0	0 -	0	0	0	24
Carruth, Rae	1997-1999	4	0	4	0	0 -	0	0 -	0	0	0	24
<b>Dickson, Ed</b>	<b>2014-2015</b>	<b>3</b>	<b>0</b>	<b>3</b>	<b>1</b>	<b>0 -</b>	<b>0</b>	<b>0 -</b>	<b>0</b>	<b>0</b>	<b>0</b>	<b>24</b>
Griffith, Howard	1995-1996	4	2	2	0	0 -	0	0 -	0	0	0	24
Minter, Mike	1997-2006	4	0	0	4	0 -	0	0 -	0	0	0	24
Moore, Derrick	1995	4	4	0	0	0 -	0	0 -	0	0	0	24
Shockey, Jeremy	2011	4	0	4	0	0 -	0	0 -	0	0	0	24

Beuerlein, Steve	1996-2000	3	3	0	0	0	-	0	0	-	0	1	0	20
Gamble, Chris	2004-2012	3	0	0	3	0	-	0	0	-	0	0	0	18
Gettis, David	2010-13	3	0	3	0	0	-	0	0	-	0	0	0	18
Goodson, Mike	2009-2011	3	3	0	0	0	-	0	0	-	0	0	0	18
Greene, Scott	1996-1997	3	1	2	0	0	-	0	0	-	0	0	0	18
Hetherington, Chris	1999-2001	3	2	1	0	0	-	0	0	-	0	0	0	18
Huntley, Richard	2001	3	2	1	0	0	-	0	0	-	0	0	0	18
Metzelaars, Pete	1995	3	0	3	0	0	-	0	0	-	0	0	0	18
Peppers, Julius	2002-2009	3	0	0	3	0	-	0	0	-	0	0	0	18
<b>Whittaker, Fozzy</b>	<b>2014-2015</b>	<b>3</b>	<b>2</b>	<b>1</b>	<b>0</b>	<b>0</b>	<b>-</b>	<b>0</b>	<b>0</b>	<b>-</b>	<b>0</b>	<b>0</b>	<b>0</b>	<b>18</b>
Seidman, Mike	2003-2006	2	0	2	0	0	-	0	0	-	0	1	0	14
Crawford, Casey	2000-2001	2	0	1	1	0	-	0	0	-	0	0	0	12
Davis, Eric	1996-2000	2	0	0	2	0	-	0	0	-	0	0	0	12
Evans, Doug	1998-2001	2	0	0	2	0	-	0	0	-	0	0	0	12
Fauria, Christian	2007	2	0	2	0	0	-	0	0	-	0	0	0	12
Gaines, Michael	2004-2006	2	2	0	0	0	-	0	0	-	0	0	0	12
Guliford, Eric	1995	2	0	1	1	0	-	0	0	-	0	0	0	12
Kinchen, Brian	1999-2000	2	0	2	0	0	-	0	0	-	0	0	0	12
Manning, Jr., Ricky	2003-2005	2	0	0	2	0	-	0	0	-	0	0	0	12
Marshall, Richard	2006-2010	2	0	0	2	0	-	0	0	-	0	0	0	12
Mills, Sam	1995-1997	2	0	0	2	0	-	0	0	-	0	0	0	12
Murphy, Louis	2012	2	0	1	1	0	-	0	0	-	0	0	0	12
<b>Norman, Josh</b>	<b>2011-2015</b>	<b>2</b>	<b>0</b>	<b>0</b>	<b>2</b>	<b>0</b>	<b>-</b>	<b>0</b>	<b>0</b>	<b>-</b>	<b>0</b>	<b>0</b>	<b>0</b>	<b>12</b>
Pilares, Kealoha	2011-2012	2	0	1	1	0	-	0	0	-	0	0	0	12
Wiggins, Jermaine	2002	2	0	2	0	0	-	0	0	-	0	0	0	12
Chandler, Jeff	2004	0	0	0	0	0	-	2	8	-	8	0	0	8
Christian, Bob	1995-1996	1	0	1	0	0	-	0	0	-	0	2	0	8
Stone, Dwight	1995-1998	1	0	0	1	0	-	0	0	-	0	0	1	8
Sauerbrun, Todd	2001-2004	0	0	0	0	1	-	1	4	-	4	0	0	7
Anderson, Rashard	2000-2001	1	0	0	1	0	-	0	0	-	0	0	0	6
<b>Artis-Payne, Cameron</b>	<b>2015</b>	<b>1</b>	<b>1</b>	<b>0</b>	<b>0</b>	<b>0</b>	<b>-</b>	<b>0</b>	<b>0</b>	<b>-</b>	<b>0</b>	<b>0</b>	<b>0</b>	<b>6</b>
Avant, Jason	2014	1	0	1	0	0	-	0	0	-	0	0	0	6
Barnidge, Gary	2008-12	1	0	1	0	0	-	0	0	-	0	0	0	6
Beebe, Don	1995	1	0	1	0	0	-	0	0	-	0	0	0	6
Bennett, Brandon	2004	1	1	0	0	0	-	0	0	-	0	0	0	6
<b>Bersin, Brenton</b>	<b>2014-2015</b>	<b>1</b>	<b>0</b>	<b>1</b>	<b>0</b>	<b>0</b>	<b>-</b>	<b>0</b>	<b>0</b>	<b>-</b>	<b>0</b>	<b>0</b>	<b>0</b>	<b>6</b>
<b>Boston, Tre</b>	<b>2014-2015</b>	<b>1</b>	<b>0</b>	<b>0</b>	<b>1</b>	<b>0</b>	<b>-</b>	<b>0</b>	<b>0</b>	<b>-</b>	<b>0</b>	<b>0</b>	<b>0</b>	<b>6</b>
<b>Brockel, Richie</b>	<b>2011-2015</b>	<b>1</b>	<b>1</b>	<b>0</b>	<b>0</b>	<b>0</b>	<b>-</b>	<b>0</b>	<b>0</b>	<b>-</b>	<b>0</b>	<b>0</b>	<b>0</b>	<b>6</b>
Broughton, Luther	1997-1998	1	0	1	0	0	-	0	0	-	0	0	0	6
<b>Coleman, Kurt</b>	<b>2015</b>	<b>1</b>	<b>0</b>	<b>0</b>	<b>1</b>	<b>0</b>	<b>-</b>	<b>0</b>	<b>0</b>	<b>-</b>	<b>0</b>	<b>0</b>	<b>0</b>	<b>6</b>
Florence, Drayton	2013	1	0	0	1	0	-	0	0	-	0	0	0	6
Gardner, Rod	2005	1	0	1	0	0	-	0	0	-	0	0	0	6
Godfrey, Charles	2008-2014	1	0	0	1	0	-	0	0	-	0	0	0	6
Greene, Kevin	1996; 1998-1999	1	0	0	1	0	-	0	0	-	0	0	0	6
<b>Harper, Roman</b>	<b>2014-2015</b>	<b>1</b>	<b>0</b>	<b>0</b>	<b>1</b>	<b>0</b>	<b>-</b>	<b>0</b>	<b>0</b>	<b>-</b>	<b>0</b>	<b>0</b>	<b>0</b>	<b>6</b>
Hitchcock, Jimmy	2000-2001	1	0	0	1	0	-	0	0	-	0	0	0	6
Hixon, Domenik	2013	1	0	1	0	0	-	0	0	-	0	0	0	6
Jarrett, Dwayne	2007-2010	1	0	1	0	0	-	0	0	-	0	0	0	6
King, Shawn	1996-1998	1	0	0	1	0	-	0	0	-	0	0	0	6
Kragen, Greg	1995-1997	1	0	0	1	0	-	0	0	-	0	0	0	6
<b>Kuechly, Luke</b>	<b>2012-2015</b>	<b>1</b>	<b>0</b>	<b>0</b>	<b>1</b>	<b>0</b>	<b>-</b>	<b>0</b>	<b>0</b>	<b>-</b>	<b>0</b>	<b>0</b>	<b>0</b>	<b>6</b>
Lucas, Ken	2005-2008	1	0	0	1	0	-	0	0	-	0	0	0	6
McKyer, Tim	1995	1	0	0	1	0	-	0	0	-	0	0	0	6
Mills, Ernie	1997	1	0	1	0	0	-	0	0	-	0	0	0	6
Moorehead, Kindal	2003-07	1	0	0	1	0	-	0	0	-	0	0	0	6
Naanee, Legedu	2011	1	0	1	0	0	-	0	0	-	0	0	0	6
Ogbonnaya, Chris	2014	1	1	0	0	0	-	0	0	-	0	0	0	6
Oliver, Winslow	1996-1998	1	0	0	1	0	-	0	0	-	0	0	0	6
Philyaw, Dino	1995-1996	1	1	0	0	0	-	0	0	-	0	0	0	6
Robertson, Jamal	2004-2005	1	1	0	0	0	-	0	0	-	0	0	0	6

Smart, Rod	2002-2005	1	0	0	1	0	-	0	0	-	0	0	0	6
Uwaezuoke, Iheanyi	2000	1	0	0	1	0	-	0	0	-	0	0	0	6
Vaughan, Josh	2010-2011	1	1	0	0	0	-	0	0	-	0	0	0	6
Wallace, Al	2002-2006	1	0	0	1	0	-	0	0	-	0	0	0	6
Wesley, Dante	2002-05; 2007-09	1	0	0	1	0	-	0	0	-	0	0	0	6
White, Melvin	2013-2014	1	0	0	1	0	-	0	0	-	0	0	0	6
Witherspoon, Will	2002-2005	1	0	0	1	0	-	0	0	-	0	0	0	6
Workman, Vince	1995	1	1	0	0	0	-	0	0	-	0	0	0	6
Hardy, Greg	2010-2014	0	0	0	0	0	-	0	0	-	0	0	2	4
Hilbert, Jon	2002	0	0	0	0	0	-	2	3	-	3	0	0	3
Applewhite, Antwan	2011-2012	0	0	0	0	0	-	0	0	-	0	0	1	2
<b>Davis, Thomas</b>	<b>2005-2015</b>	<b>0</b>	<b>0</b>	<b>0</b>	<b>0</b>	<b>0</b>	<b>-</b>	<b>0</b>	<b>0</b>	<b>-</b>	<b>0</b>	<b>0</b>	<b>1</b>	<b>2</b>
Onatolu, Kenny	2012	0	0	0	0	0	-	0	0	-	0	0	1	2
Rasby, Walter	1995-1997	0	0	0	0	0	-	0	0	-	0	1	0	2
Rucker, Mike	1999-2007	0	0	0	0	0	-	0	0	-	0	0	1	2
Thomas, Hollis	2009	0	0	0	0	0	-	0	0	-	0	0	1	2
<b>TOTALS</b>		<b>775</b>	<b>277</b>	<b>433</b>	<b>66</b>	<b>524</b>	<b>-</b>	<b>635</b>	<b>722</b>	<b>-</b>	<b>737</b>	<b>18</b>	<b>8</b>	<b>6992</b>

# ALL-TIME CAREER PASSERS

PASSING YARDS	YEARS	ATT	CMP	PCT	YDS	TD	INT	SACK	YDS LOST	Rtg	300yd
Delhomme, Jake	2003-2009	2,669	1,580	59.2%	19,258	120	89	154	1,158	82.6	11
<b>Newton, Cam</b>	<b>2011-2015</b>	<b>2,418</b>	<b>1,440</b>	<b>59.6%</b>	<b>18,263</b>	<b>117</b>	<b>64</b>	<b>185</b>	<b>1,424</b>	<b>88.3</b>	<b>11</b>
Beuerlein, Steve	1996-2000	1,723	1,041	60.4%	12,690	86	50	191	1,109	87.7	8
Collins, Kerry	1995-1998	1,340	694	51.8%	8,306	47	54	79	515	66.0	5
Weinke, Chris	2001-2006	687	373	54.3%	3,800	14	26	42	267	61.4	2
Peete, Rodney	2002-2004	392	228	58.2%	2,652	15	14	34	212	76.6	3
Moore, Matt	2007-2010	392	227	57.9%	2,640	16	17	28	208	73.9	1
Clausen, Jimmy	2010-2012	299	157	52.5%	1,558	3	9	33	223	58.4	0
Testaverde, Vinny	2007	172	94	54.7%	952	5	6	9	46	65.8	0
<b>Anderson, Derek</b>	<b>2011-2015</b>	<b>107</b>	<b>73</b>	<b>68.2%</b>	<b>795</b>	<b>5</b>	<b>0</b>	<b>4</b>	<b>17</b>	<b>105.5</b>	<b>0</b>
Carr, David	2007	136	73	53.7%	635	3	5	13	74	58.3	0
Reich, Frank	1995	84	37	44.0%	441	2	2	12	100	58.7	1
St. Pierre, Brian	2010	28	13	46.4%	173	1	2	3	23	48.7	0
Fasani, Randy	2002	44	15	34.1%	171	0	4	7	60	8.8	0
Lytle, Matt	2001	30	17	56.7%	133	1	3	3	24	39.3	0
Lewis, Jeff	1999-2000	35	18	51.4%	131	0	1	8	57	48.6	0
Trudeau, Jack	1995	17	11	64.7%	100	0	3	2	8	40.9	0
Basanez, Brett	2006-2008	11	6	54.5%	56	0	1	0	0	30.9	0
Pike, Tony	2010	12	6	50.0%	47	0	0	1	10	60.1	0
Guliford, Eric	1995	2	1	50.0%	46	0	1	0	0	56.3	0
Craig, Dameyune	2001	8	4	50.0%	34	0	0	2	15	61.5	0
Naanee, Legedu	2011	1	1	100.0%	27	0	0	0	0	118.8	0
Edwards, Armanti	2010-2013	3	2	66.7%	11	0	0	0	0	72.9	0
McCown, Josh	2008-2009	6	1	16.7%	2	0	0	1	6	39.6	0
Bono, Steve	1999	1	0	0.0%	0	0	0	0	0	39.6	0
Brown, Dee	2001-2002	1	0	0.0%	0	0	1	0	0	0.0	0
Floyd, William	1998-2000	1	0	0.0%	0	0	1	0	0	0.0	0
Foster, DeShaun	2002-2005	1	0	0.0%	0	0	0	0	0	39.6	0
Huntley, Richard	2001	1	0	0.0%	0	0	0	1	0	39.6	0
Johnson, Keyshawn	2006	1	0	0.0%	0	0	1	0	0	0.0	0
LaFell, Brandon	2010-2013	1	0	0.0%	0	0	0	0	0	39.6	0
Proehl, Ricky	2003-2004	1	0	0.0%	0	0	0	0	0	39.6	0
Sauerbrun, Todd	2001-2004	1	0	0.0%	0	0	0	0	0	39.6	0
Smith, Steve	2001-2013	1	0	0.0%	0	0	0	0	0	39.6	0
Walter, Ken	1997-2000	2	0	0.0%	0	0	0	0	0	39.6	0
Workman, Vince	1995	1	0	0.0%	0	0	0	0	0	39.6	0
<b>TOTAL</b>		<b>10,629</b>	<b>6,112</b>	<b>57.5%</b>	<b>72,921</b>	<b>435</b>	<b>354</b>	<b>812</b>	<b>5,556</b>	<b>78.4</b>	<b>42</b>

TEAM YEAR BY YEAR	YEARS	ATT	CMP	PCT	YDS	TD	INT	SACK	YDS LOST	Rtg	300yd
	1995	537	263	49.0%	3,304	16	25	38	258	59.1	3
	1996	487	273	56.1%	3,333	22	11	36	250	83.0	1
	1997	534	289	54.1%	3,156	17	24	44	311	63.7	1
	1998	507	292	57.6%	3,624	25	18	54	302	81.5	1
	1999	575	345	60.0%	4,447	36	15	51	286	94.3	4
	2000	566	340	60.1%	3,850	19	19	69	382	77.7	4
	2001	579	314	54.2%	3,098	12	22	32	216	60.7	1
	2002	464	255	55.0%	2,981	15	22	44	287	65.7	3
	2003	460	270	58.7%	3,238	19	16	26	188	79.6	2
	2004	536	311	58.0%	3,889	29	15	33	246	87.0	4
	2005	449	269	59.9%	3,485	25	16	28	214	88.1	1

2006	539	325	60.3%	3,486	19	17	32	222	77.9	2
2007	505	285	56.4%	2,941	19	17	33	206	71.9	1
2008	414	246	59.4%	3,288	15	12	20	130	84.7	0
2009	465	264	56.8%	3,070	16	20	33	271	70.5	2
2010	484	256	52.9%	2,635	9	21	50	346	57.0	1
2011	517	310	60.0%	4,051	21	17	35	260	84.5	3
2012	490	284	58.0%	3,927	19	12	36	244	86.5	3
2013	473	292	61.7%	3,379	24	13	43	336	88.8	1
2014	545	327	60.0%	3,828	23	12	42	317	86.2	1
2015	501	300	59.9%	3,873	35	10	33	284	99.2	3
<b>TOTAL</b>	<b>10,627</b>	<b>6,110</b>	<b>57.5%</b>	<b>72,883</b>	<b>435</b>	<b>354</b>	<b>812</b>	<b>5,556</b>	<b>78.3</b>	<b>42</b>



# ALL-TIME CAREER RUSHERS

RUSHING YARDS	YEARS	RSH	YDS	AVG	LONG	TDs	100-yd. gms.
Williams, DeAngelo	2006-2014	1,433	6,846	4.8	77	46	18
<b>Stewart, Jonathan</b>	<b>2008-2015</b>	<b>1,283</b>	<b>5,814</b>	<b>4.5</b>	<b>69t</b>	<b>36</b>	<b>13</b>
Foster, DeShaun	2002-2007	851	3,336	3.9	71	10	7
<b>Newton, Cam</b>	<b>2011-2015</b>	<b>599</b>	<b>3,207</b>	<b>5.4</b>	<b>72t</b>	<b>43</b>	<b>3</b>
Biakabutuka, Tshimanga	1996-2001	611	2,530	4.1	67t	14	7
Davis, Stephen	2003-2005	522	2,085	4.0	40	20	7
Lane, Fred	1997-1999	502	2,001	4.0	50	13	6
Johnson, Anthony	1995-1999	482	1,795	3.7	29	7	6
Goings, Nick	2001-2008	400	1,470	3.7	57t	6	5
Hoover, Brad	2000-2009	284	961	3.4	35	3	1
<b>Tolbert, Mike</b>	<b>2012-2015</b>	<b>254</b>	<b>878</b>	<b>3.5</b>	<b>22</b>	<b>13</b>	<b>0</b>
Moore, Derrick	1995	195	740	3.8	53t	4	2
Smith, Lamar	2002	209	737	3.5	59	7	1
Huntley, Richard	2001	165	665	4.0	25	2	1
Goodson, Mike	2009-2011	125	501	4.0	45	3	2
Smith, Steve	2001-2013	57	387	6.8	39	2	0
Brown, Dee	2002	102	360	3.5	24	4	1
Beuerlein, Steve	1996-2000	109	305	2.8	20	3	0
Delhomme, Jake	2003-2009	152	260	1.7	13	5	0
<b>Whittaker, Fozzy</b>	<b>2014-2015</b>	<b>57</b>	<b>253</b>	<b>4.4</b>	<b>17</b>	<b>2</b>	<b>0</b>
Collins, Kerry	1995-1998	107	217	2.0	21	4	0
Griffith, Howard	1995-1996	77	204	2.6	15	2	0
<b>Artis-Payne, Cameron</b>	<b>2015</b>	<b>45</b>	<b>183</b>	<b>4.1</b>	<b>31</b>	<b>1</b>	<b>0</b>
Oliver, Winslow	1996-1998	48	183	3.8	16	0	0
Floyd, William	1998-2000	79	182	2.3	16	7	0
Christian, Bob	1995-1996	41	158	3.9	17	0	0
Greene, Scott	1996-1997	45	157	3.5	10t	1	0
Ismail, Raghib	1996-1998	15	154	10.3	36	1	0
Weinke, Chris	2001-2006	54	148	2.7	23	6	0
Sutton, Tyrell	2009-2010	25	139	5.6	32	0	0
Workman, Vince	1995	35	139	4.0	14	1	0
<b>Brown, Corey</b>	<b>2014-2015</b>	<b>14</b>	<b>133</b>	<b>9.5</b>	<b>28</b>	<b>0</b>	<b>0</b>
LaFell, Brandon	2010-2013	6	110	18.3	60	0	0
Fasani, Randy	2002	18	95	5.3	19	0	0
Thomas, Blair	1995	22	90	4.1	13	0	0

<b>Ginn Jr., Ted</b>	<b>2013, 2015</b>	<b>8</b>	<b>89</b>	<b>11.1</b>	<b>43</b>	<b>0</b>	<b>0</b>
Hetherington, Chris	1999-2001	30	84	2.8	14	2	0
Reaves, Darrin	2014	32	77	2.4	9	0	0
Muhammad, Muhsin	1996-2004	11	64	5.8	20	0	0
Baldwin, Randy	1995	23	61	2.7	9	0	0
Smart, Rod	2002-2005	27	61	2.3	6	0	0
Carr, David	2007	17	59	3.5	15	0	0
Clausen, Jimmy	2010-2012	23	57	2.5	11	0	0
Harris, Joey	2004	15	53	3.5	19	0	0
Ogbonnaya, Chris	2014	14	50	3.6	9	1	0
Robertson, Jamal	2004-2005	14	41	2.9	11	1	0
Philyaw, Dino	1996	12	38	3.2	8	1	0
Lewis, Jeff	1999-2000	12	37	3.1	19	0	0
Vaughan, Josh	2010-2011	10	31	3.1	9	1	0
Carruth, Rae	1996-1999	7	27	3.9	6	0	0
Moore, Matt	2007-2010	20	27	1.4	8	0	0
Bates, Michael	1996-2000	8	25	3.1	12	0	0
Craig, Dameyune	1999-2001	5	24	4.8	13	0	0
Shelton, Eric	2005-2006	8	23	2.9	9	0	0
Fiammetta, Tony	2009-2010	7	22	3.1	11	0	0
Testaverde, Vinny	2007	9	22	2.4	16	0	0
<b>Anderson, Derek</b>	<b>2011-2015</b>	<b>22</b>	<b>20</b>	<b>0.9</b>	<b>8</b>	<b>0</b>	<b>0</b>
Metcalfe, Eric	1999	2	20	10.0	17	0	0
Montgomery, Joe	2002	7	20	2.9	5	0	0
Carter, Drew	2004-2007	2	18	9.0	11	0	0
Bennett, Brandon	2004	6	17	2.8	11	1	0
Pilares, Kealoha	2011-2012	1	17	17.0	5	0	0
<b>Cotchery, Jerricho</b>	<b>2014-2015</b>	<b>1</b>	<b>16</b>	<b>16.0</b>	<b>16</b>	<b>0</b>	<b>0</b>
Jeffers, Patrick	1999-2001	2	16	8.0	23	0	0
Adams, Joe	2012	3	13	4.3	5	0	0
<b>Brockel, Richie</b>	<b>2011-2015</b>	<b>4</b>	<b>13</b>	<b>3.3</b>	<b>7t</b>	<b>1</b>	<b>0</b>
Peete, Rodney	2002-2004	23	13	0.6	10	0	0
Edwards, Armanti	2010-2013	2	12	6.0	7	0	0
Hoard, Leroy	1996	5	11	2.2	5	0	0
Jarrett, Dwayne	2007-2010	1	11	11.0	11	0	0
Felton, Jerome	2011	3	10	3.3	4	0	0
Stone, Dwight	1995-1998	2	9	4.5	6	0	0
Lytle, Matt	2001	2	8	4.0	4	0	0
Barner, Kenjon	2013	6	7	1.2	2	0	0
Colbert, Kerry	2004-2007	1	6	6.0	6	0	0
Senn, Jordan	2010-2013	1	5	5.0	5	0	0
Smith, Armond	2012-2013	7	5	0.7	5	0	0
Johnson, Keyshawn	2006	1	4	4.0	4	1	0
Haynes, Alex	2007	3	3	1.0	3	0	0
Murphy, Louis	2012	1	3	3.0	3	0	0
Reich, Frank	1995	1	3	3.0	3	0	0
Basanez, Brett	2006	1	2	2.0	2	0	0
Gettis, David	2010-2012	3	2	0.7	19	0	0
Guliford, Eric	1995	2	2	1.0	1	0	0
Avant, Jason	2014	1	1	1.0	1	0	0
Green, Willie	1995-1996	1	1	1.0	1	0	0
Proehl, Ricky	2003-2005	2	1	0.5	9	0	0
Baker, Jason	2005-2011	1	0	0.0	0	0	0

Poole, Tauren	2014	1	0	0.0	0	0	0
Sauerbrun, Todd	2001-2004	1	0	0.0	0	0	0
<b>Nortman, Brad</b>	<b>2012-2015</b>	<b>1</b>	<b>-1</b>	<b>-1.0</b>	<b>-1</b>	<b>0</b>	<b>0</b>
<b>Webb, Joe</b>	<b>2014-2015</b>	<b>1</b>	<b>-1</b>	<b>-1.0</b>	<b>-1</b>	<b>0</b>	<b>0</b>
Bono, Steve	1999	2	-2	-1.0	-1	0	0
Byrd, Isaac	2000-2002	2	-2	-1.0	-2	0	0
Presley, De'Andre	2014	1	-2	-2.0	-2	0	0
Rosario, Dante	2007-2010	1	-2	-2.0	-2	0	0
McCown, Josh	2008	4	-3	-0.8	0	0	0
Carrier, Mark	1995-1998	3	-4	-1.3	4	0	0
Hankton, Karl	2000-2006	2	-4	-2.0	2	0	0
Nakamura, Haruki	2012	1	-4	-4.0	-4	0	0
Walter, Ken	1997-2000	5	-5	-1.0	-5	0	0
<b>TOTAL</b>		<b>9,480</b>	<b>38,654</b>	<b>4.1</b>	<b>77</b>	<b>275</b>	<b>80</b>

<b>TEAM YEAR BY YEAR</b>	1995	454	1,573	3.5	53t	10	2
	1996	502	1,729	3.4	35t	9	5
	1997	441	1,770	4.0	50	11	6
	1998	405	1,458	3.6	41	11	4
	1999	356	1,525	4.3	67t	12	2
	2000	363	1,186	3.3	43	7	2
	2001	354	1,372	3.9	39	9	2
	2002	452	1,586	3.5	59	11	2
	2003	522	2,091	4.0	40	9	7
	2004	422	1,582	3.7	71	10	6
	2005	487	1,679	3.4	70t	17	2
	2006	423	1,659	3.9	43t	7	4
	2007	451	1,824	4.0	75	7	3
	2008	504	2,437	4.8	69t	30	10
	2009	525	2,498	4.8	77	18	9
	2010	428	1,846	4.3	60	7	4
	2011	445	2,408	5.4	74t	26	1
	2012	462	2,088	4.5	72t	21	2
	2013	483	2,026	4.2	56	14	1
	2014	473	2,036	4.3	69t	10	3
	2015	526	2,282	4.3	47	19	2
<b>TOTAL</b>		<b>9,478</b>	<b>38,655</b>	<b>4.1</b>	<b>77</b>	<b>275</b>	<b>79</b>

# ALL-TIME CAREER RECEIVERS

RECEIVING YARDS	YEARS	REC	YDS	AVG	LONG	TDs	100-YD GAMES
Smith, Steve	2001-2013	836	12,197	14.6	80t	67	43
Muhammad, Muhsin	1996-04; 2008-09	696	9,255	13.3	72t	50	27
<b>Olsen, Greg</b>	<b>2011-2015</b>	<b>348</b>	<b>4,311</b>	<b>12.4</b>	<b>52</b>	<b>29</b>	<b>7</b>
Walls, Wesley	1996-2002	324	3,902	12.0	54	44	3
Carrier, Mark	1995-1998	176	2,547	14.5	66t	13	5
LaFell, Brandon	2010-2013	167	2,385	14.3	91t	13	2
Hayes, Donald	1998-2001	132	1,855	14.1	56t	7	2
Ismail, Raghib	1996-1998	117	1,657	14.2	62	10	5
Williams, DeAngelo	2006-2014	178	1,621	9.1	72t	7	1
Green, Willie	1995-1996	93	1,496	16.1	89t	9	5
Colbert, Keary	2004-2007	109	1,424	13.1	63	7	2
Mangum, Kris	1997-2006	151	1,424	9.4	35	9	0
Proehl, Ricky	2003-2005	86	1,327	15.4	69	8	2
<b>Ginn Jr., Ted</b>	<b>2013, 2015</b>	<b>80</b>	<b>1295</b>	<b>16.2</b>	<b>74</b>	<b>15</b>	<b>1</b>
Jeffers, Patrick	1999-2001	77	1,209	15.7	88t	12	5
<b>Stewart, Jonathan</b>	<b>2008-2015</b>	<b>146</b>	<b>1183</b>	<b>8.1</b>	<b>55t</b>	<b>6</b>	<b>1</b>
<b>Cotchery, Jerricho</b>	<b>2014-2015</b>	<b>87</b>	<b>1065</b>	<b>12.2</b>	<b>59</b>	<b>4</b>	<b>0</b>
Hoover, Brad	2000-2009	145	1,046	7.2	34	6	0
<b>Benjamin, Kelvin</b>	<b>2014-2015</b>	<b>73</b>	<b>1008</b>	<b>13.8</b>	<b>51</b>	<b>9</b>	<b>2</b>
Foster, DeShaun	2002-2007	126	996	7.9	47	4	0
Carter, Drew	2004-2007	71	977	13.8	49	8	2
King, Jeff	2006-2010	112	923	8.2	31	9	0
Byrd, Isaac	2000-2002	73	897	12.3	42	4	0
Rosario, Dante	2007-2010	82	894	10.9	54	5	0
Goings, Nick	2001-2008	110	880	8.0	37	3	0
Johnson, Anthony	1995-1999	103	816	7.9	55	2	0
Johnson, Keyshawn	2006	70	815	11.6	40	4	1
Carruth, Rae	1997-1999	62	804	13.0	52	4	2
Biakabutuka, Tshimanga	1996-2001	77	789	10.2	47	3	0
<b>Brown, Corey</b>	<b>2014-2015</b>	<b>52</b>	<b>743</b>	<b>14.3</b>	<b>47t</b>	<b>6</b>	<b>0</b>
<b>Tolbert, Mike</b>	<b>2012-2015</b>	<b>84</b>	<b>699</b>	<b>8.3</b>	<b>40</b>	<b>5</b>	<b>0</b>
Gettis, David	2010-2012	37	508	13.7	88	3	1
<b>Funchess, Devin</b>	<b>2015</b>	<b>31</b>	<b>473</b>	<b>15.3</b>	<b>52</b>	<b>5</b>	<b>1</b>
Naanee, Legedu	2011	44	467	10.6	28	1	0
Shockey, Jeremy	2011	37	455	12.3	29	4	0
Guliford, Eric	1995	29	444	15.3	49	1	0
Jarrett, Dwayne	2007-2010	35	428	12.2	30t	1	0
Floyd, William	1998-2000	62	416	6.7	25	2	0
Murphy, Louis	2012	25	336	13.4	55	1	0
Gaines, Michael	2004-2006	31	335	10.8	38	2	0
Goodson, Mike	2009-2011	43	329	7.7	32	0	0
Barnidge, Gary	2008-2012	18	320	17.8	55	1	0
Griffith, Howard	1995-1996	38	286	7.5	21	2	0
Greene, Scott	1996-1997	42	284	6.8	25	2	0
Lane, Fred	1997-1999	43	275	6.4	23	0	0
<b>Bersin, Brenton</b>	<b>2014-2015</b>	<b>22</b>	<b>270</b>	<b>12.3</b>	<b>30</b>	<b>1</b>	<b>0</b>
Hankton, Karl	2000-2006	20	267	13.4	31	0	0
Christian, Bob	1995-1996	29	255	8.8	23	1	0
Hetherington, Chris	1999-2001	37	240	6.5	19	1	0
Davis, Stephen	2003-2005	21	236	11.2	25	0	0

<b>Dickson, Ed</b>	<b>2014-2015</b>	<b>27</b>	<b>236</b>	<b>8.7</b>	<b>34</b>	<b>3</b>	<b>0</b>
Avant, Jason	2014	21	201	9.6	22	1	0
Oliver, Winslow	1996-1998	21	191	9.1	29	0	0
Hackett, DJ	2008	13	181	13.9	37	0	0
Metzelaars, Pete	1995	20	171	8.6	27	3	0
Smith, Lamar	2002	20	167	8.4	58	0	0
Broughton, Luther	1997-1998; 2001	8	164	20.5	68t	1	0
Seidman, Mike	2003-2006	18	158	8.8	27	2	0
Beebe, Don	1995	14	152	10.9	24	1	0
Metcalf, Eric	1999	11	133	12.1	33	0	0
Sutton, Tyrell	2009-2010	18	132	7.3	14	0	0
Mills, Ernie	1997	11	127	11.5	37	1	0
Wiggins, Jermaine	2002-2003	16	125	7.8	23	2	0
Edwards, Armanti	2010-2013	5	121	24.2	82	0	0
<b>Whittaker, Fozzy</b>	<b>2014-2015</b>	<b>17</b>	<b>124</b>	<b>7.3</b>	<b>26t</b>	<b>1</b>	<b>0</b>
Clowney, David	2010	6	102	17.0	31	0	0
Huntley, Richard	2001	21	101	4.8	23	1	0
Brown, Dee	2002	17	86	5.1	15	1	0
Gardner, Rod	2005	9	84	9.3	15	1	0
Workman, Vince	1995	13	74	5.7	14	0	0
Moore, Kenny	2008-2009	6	59	9.8	22	0	0
<b>Artis-Payne, Cameron</b>	<b>2015</b>	<b>5</b>	<b>58</b>	<b>11.6</b>	<b>20</b>	<b>0</b>	<b>0</b>
Crawford, Casey	2000-2001	5	57	11.4	16	1	0
Hixon, Domenik	2013	7	55	7.9	14t	1	0
Kinchen, Brian	1999-2000	6	52	8.7	26t	2	0
Rasby, Walter	1995-1997	6	48	8.0	15	0	0
Uwaezuoke, Iheanyi	2000	4	46	11.5	21	0	0
Williams, Brandon	2013-2015	4	44	11.0	16	0	0
Pilares, Kealoha	2011-2012	2	42	21.0	36t	1	0
Bates, Michael	1996-2000	6	40	6.7	23	0	0
Fauria, Christian	2007	5	39	7.8	16	2	0
Biddle, Taye	2006	3	37	12.3	22	0	0
Robinson, Ryne	2007-2008	4	35	8.8	12	0	0
Fiammetta, Tony	2009-2010	5	34	6.8	11	0	0
<b>Newton, Cam</b>	<b>2011-2015</b>	<b>1</b>	<b>33</b>	<b>33.0</b>	<b>27</b>	<b>0</b>	<b>0</b>
Campbell, Matt	1995-2000	3	32	10.7	12	0	0
Jones, Mark	2008	2	32	16.0	19	0	0
Reaves, Darrin	2014	5	31	6.2	16	0	0
Hartsock, Ben	2011-2013	2	30	15.0	25	0	0
<b>Brockel, Richie</b>	<b>2011-2015</b>	<b>4</b>	<b>25</b>	<b>6.3</b>	<b>12</b>	<b>0</b>	<b>0</b>
Felton, Jerome	2011	2	24	12.0	17	0	0
Thomas, Blair	1995	3	24	8.0	14	0	0
Tillman, Lawyer	1995	2	22	11.0	12	0	0
Stone, Dwight	1995-1998	2	18	9.0	11	0	0
Smart, Rod	2002-2005	4	16	4.0	5	0	0
<b>Webb, Joe</b>	<b>2014-2015</b>	<b>1</b>	<b>16</b>	<b>16.0</b>	<b>16</b>	<b>0</b>	<b>0</b>
Dyson, Kevin	2003	2	15	7.5	9	0	0
Haynes, Alex	2007	3	14	4.7	6	0	0
Moore, Derrick	1995	4	12	3.0	5	0	0
<b>Simonson, Scott</b>	<b>2015</b>	<b>1</b>	<b>10</b>	<b>10.0</b>	<b>10</b>	<b>0</b>	<b>0</b>
Adams, Joe	2012	1	7	7.0	7	0	0
Barner, Kenjon	2013	2	7	3.5	5	0	0
Martin, Charly	2009-2010	1	6	6.0	6	0	0

Shelton, Eric	2006	1	6	6.0	6	0	0
Ajirotutu, Seyi	2011	1	4	4.0	4	0	0
Craig, Dameyune	1999-2001	2	4	2.0	4	0	0
Dennis, Mark	1995-1996	1	3	3.0	3	0	0
Gross, Jordan	2003-13	0	1	0.0	1	0	0
Collins, Kerry	1995-1998	1	-11	-11.0	-11	0	0
<b>TOTAL</b>		<b>6,112</b>	<b>72,921</b>	<b>11.9</b>	<b>91t</b>	<b>435</b>	<b>120</b>

<b>TEAM YEAR BY YEAR</b>	1995	263	3,304	12.6	89t	16	7
	1996	273	3,333	12.2	55	22	3
	1997	289	3,156	10.9	59t	17	5
	1998	292	3,624	12.4	72t	25	7
	1999	345	4,447	12.9	88t	36	11
	2000	340	3,850	11.3	54	19	7
	2001	314	3,098	9.9	48	12	2
	2002	255	2,981	11.7	69	15	5
	2003	270	3,238	12.0	67t	19	5
	2004	311	3,889	12.5	63	29	9
	2005	269	3,485	13.0	80t	25	10
	2006	325	3,486	10.7	72t	19	7
	2007	285	2,941	10.3	74t	19	5
	2008	246	3,288	13.4	65t	15	9
	2009	264	3,070	11.6	66	16	2
	2010	256	2,635	10.3	88t	9	1
	2011	312	4,089	13.1	91t	21	8
	2012	284	3,927	13.8	82	19	6
	2013	292	3,379	11.6	79t	24	1
	2014	327	3,828	11.7	51	23	6
	2015	300	3,873	12.9	74t	35	4
<b>TOTAL</b>		<b>6,112</b>	<b>72,921</b>	<b>11.9</b>	<b>91t</b>	<b>435</b>	<b>120</b>

# ALL-TIME CAREER INTERCEPTORS

INTERCEPTORS	YEARS	INTS	YDS	AVG	LONG	TDs
Gamble, Chris	2004-2012	27	326	12.1	61t	2
Davis, Eric	1996-2000	25	226	9.0	56t	2
Minter, Mike	1997-2006	17	421	24.8	62	4
Evans, Doug	1998-2001	14	162	11.6	49	1
Marshall, Richard	2006-2010	14	315	22.5	73	2
Lucas, Ken	2005-2008	13	158	12.2	43	0
Godfrey, Charles	2008-2014	11	179	16.3	38	1
Grant, Deon	2000-2003	11	137	12.5	43	0
<b>Kuechly, Luke</b>	<b>2012-2015</b>	<b>11</b>	<b>103</b>	<b>9.4</b>	<b>32t</b>	<b>1</b>
<b>Davis, Thomas</b>	<b>2005-2015</b>	<b>10</b>	<b>44</b>	<b>4.4</b>	<b>24</b>	<b>0</b>
Beason, Jon	2007-2013	9	107	11.9	44	0
Manning, Ricky	2003-2005	9	99	11.0	30	1
<b>Coleman, Kurt</b>	<b>2015</b>	<b>7</b>	<b>89</b>	<b>12.7</b>	<b>36t</b>	<b>1</b>
Cota, Chad	1995-1997	7	91	13.0	35	0
Martin, Sherrod	2009-2012	7	85	12.1	34	0
Maxie, Brett	1995-1996	7	94	13.4	49	0
Mills, Sam	1995-1997	7	86	12.3	36t	1
Munnerlyn, Captain	2009-2013	7	230	32.9	74t	5
<b>Norman, Josh</b>	<b>2012-2015</b>	<b>7</b>	<b>172</b>	<b>24.6</b>	<b>46t</b>	<b>2</b>
Witherspoon, Will	2002-2005	7	93	13.3	35	1
Hitchcock, Jimmy	2000-2001	6	181	30.2	88t	1
Peppers, Julius	2002-2009	6	177	29.5	97	2
Terrell, Pat	1995-1997	6	39	6.5	21	0
<b>Harper, Roman</b>	<b>2014-2015</b>	<b>4</b>	<b>43</b>	<b>10.8</b>	<b>31t</b>	<b>1</b>
Harris, Chris	2007-2009	5	49	9.8	30	0
Howard, Reggie	2001-2003	5	37	7.4	16	0
Morgan, Dan	2001-2007	5	56	11.2	22	0
Poole, Tyrone	1995-1997	5	43	8.6	35	0
Brady, Jeff	1998	4	85	21.3	43	0
Branch, Colin	2003-2006	4	79	19.8	76	0
Mitchell, Mike	2013	4	63	15.8	38	0
Wallace, Al	2002-2006	4	96	24.0	53	0
Anderson, James	2006-2012	3	6	2.0	5	0
Cook, Toi	1996-1997	3	28	9.3	22	0
Cooper, Deke	2002; 2007	3	19	6.3	19	0
Lester, Robert	2013-2014	3	5	1.7	5	0
McCree, Marlon	2005	3	73	24.3	46	0
McKyer, Tim	1995	3	99	33.0	96t	1
White, Melvin	2013-2014	3	32	10.7	23	0
Alexander, Brent	1998-1999	2	18	9.0	18	0
Buckner, Brentson	2001-2005	2	37	18.5	29	0
Cason, Antoine	2014	2	81	40.5	80	0
Cousin, Terry	2002	2	4	2.0	4	0
Fields, Mark	2002-2004	2	51	25.5	30	0
Florence, Drayton	2013	2	40	20.0	38t	1
Gilbert, Sean	1998-2002	2	4	2.0	4	0
Greene, Kevin	1996,1998-1999	2	18	9.0	18	0
McDaniel, Emmanuel	2002	2	13	6.5	13	0
Nakamura, Haruki	2012	2	39	19.5	21	0
<b>Tillman, Charles</b>	<b>2015</b>	<b>2</b>	<b>0</b>	<b>0.0</b>	<b>0</b>	<b>0</b>
Wells, Dean	1999-2001	2	15	7.5	14	0

Williams, Shaun	2006	2	1	0.5	1	0
Allen, Brian	2002-2004	1	21	21.0	21	0
Anderson, Rashard	2000-2001	1	0	0.0	0	0
Barrow, Micheal	1997-1999	1	10	10.0	10	0
<b>Benwikere, Bené</b>	<b>2014-2015</b>	<b>1</b>	<b>0</b>	<b>0.0</b>	<b>0</b>	<b>0</b>
<b>Boston, Tre</b>	<b>2014-2015</b>	<b>1</b>	<b>84</b>	<b>84.0</b>	<b>84</b>	<b>1</b>
Brown, Everette	2009-2010	1	0	0.0	0	0
Burton, Shane	2002-2003	1	10	10.0	10	0
DeCoud, Thomas	2014	1	35	35.0	35	0
Diggs, Na'il	2006-2009	1	0	0.0	0	0
<b>Edwards, Dwan</b>	<b>2012-2015</b>	<b>1</b>	<b>27</b>	<b>27.0</b>	<b>27</b>	<b>0</b>
Hawkins, Artrell	2004	1	9	9.0	9	0
Johnson, Ed	2010	1	5	5.0	5	0
<b>Jones, Colin</b>	<b>2012-2015</b>	<b>1</b>	<b>0</b>	<b>0.0</b>	<b>0</b>	<b>0</b>
Kesier, Thomas	2011-2012	1	9	9.0	9	0
King, Shawn	1995-1998	1	1	1.0	1	0
<b>Klein, A.J.</b>	<b>2013-2015</b>	<b>1</b>	<b>8</b>	<b>8.0</b>	<b>8</b>	<b>0</b>
Kragen, Greg	1995-1997	1	29	29.0	29	0
Lathon, Lamar	1995-1998	1	1	1.0	1	0
Lloyd, Greg	1998	1	3	3.0	3	0
Lofton, Steve	1995-1996,1998-1999	1	42	42.0	42	0
Manuel, Marquand	2007	1	4	4.0	4	0
<b>McClain, Robert</b>	<b>2010; 2015</b>	<b>1</b>	<b>24</b>	<b>24.0</b>	<b>24</b>	<b>0</b>
McDowell, Bubba	1995	1	33	33.0	33	0
McGill, Lenny	1998	1	6	6.0	6	0
Moorehead, Kindal	2003-2007	1	17	17.0	17	1
Morton, Christian	2006	1	8	8.0	8	0
Navies, Hannibal	2000-2002	1	0	0.0	0	0
Nelson, Jonathan	2011	1	20	20.0	20	0
Pieri, Damon	1995-1997	1	0	0.0	0	0
Pugh, Jordan	2010-2011	1	-2	-2.0	-2	0
Richardson, Damien	1998-2004	1	27	27.0	27	0
Robinson, Eugene	2000	1	0	0.0	0	0
Rucker, Mike	1999-2007	1	0	0.0	0	0
Senn, Jordan	2009-2013	1	21	21.0	21	0
Smith, Rod	1995-1996,1997-1998	1	43	43.0	43	0
Stanford, R.J.	2010-2011	1	53	53.0	53	0
Thomas, Josh	2011-13	1	0	0.0	0	0
Towns, Lester	2000-2003	1	0	0.0	0	0
Veland, Tony	1998	1	24	24.0	24	0
Williams, Jay	2000-2002	1	0	0.0	0	0
Woodall, Lee	2000	1	0	0.0	0	0
<b>TOTAL</b>		<b>346</b>	<b>4,994</b>	<b>14.4</b>	<b>97</b>	<b>30</b>



# ALL-TIME 300-YARD PASSING GAMES

PLAYER	DATE	OPPONENT	ATT	CMP	YDS	TD	INT
Newton, Cam	9/18/2011	Green Bay	46	28	432	1	3
Weinke, Chris	12/10/2006	New York Giants	61	34	423	1	3
Newton, Cam	9/11/2011	at Arizona	37	24	422	2	1
Newton, Cam	10/2/2011	at Chicago	46	27	374	1	1
Beuerlein, Steve	12/12/1999	at Green Bay	42	29	373	3	0
Beuerlein, Steve	12/18/1999	vs San Francisco	38	27	368	4	0
Delhomme, Jake	10/15/2006	at Baltimore	39	24	365	2	2
Beuerlein, Steve	9/10/2000	at San Francisco	32	24	364	3	1
Delhomme, Jake	10/19/2003	vs Tennessee	49	31	362	2	0
Delhomme, Jake	10/30/2005	Minnesota	30	21	341	3	0
Newton, Cam	12/20/2015	at New York Giants	45	25	340	5	0
Delhomme, Jake	12/18/2004	at Atlanta	35	24	340	2	1
Newton, Cam†	1/24/2016	Arizona	28	19	335	2	1
Collins, Kerry	11/26/1995	at New Orleans	46	17	335	3	4
Beuerlein, Steve	10/3/1999	at Washington	47	23	334	1	1
Beuerlein, Steve	10/8/2000	vs Seattle	39	27	332	2	1
Newton, Cam	12/6/2015	at New Orleans	41	28	331	5	1
Reich, Frank	9/3/1995	at Atlanta	44	23	329	2	0
Collins, Kerry	9/21/1997	Kansas City	47	24	328	1	4
Collins, Kerry	12/8/1996	at San Francisco	37	22	327	3	0
Delhomme, Jake	10/25/2009	Buffalo	44	27	325	0	3
Delhomme, Jake†	2/1/2004	vs New England	33	16	323	3	0
Beuerlein, Steve	1/2/2000	New Orleans	41	22	322	5	0
Delhomme, Jake†	1/15/2006	at Chicago	33	24	319	3	1
Peete, Rodney	12/8/2002	Cincinnati	29	21	319	3	1
Delhomme, Jake	11/16/2003	Washington	30	20	317	0	2
Delhomme, Jake	9/16/2007	Houston	41	27	316	3	1
Newton, Cam	9/27/2015	New Orleans	31	20	315	2	0
Newton, Cam	10/28/2012	at Chicago	39	20	314	0	2
Weinke, Chris	12/23/2001	St. Louis	51	24	312	1	0
Peete, Rodney	11/10/2002	New Orleans	40	23	310	2	1
Peete, Rodney	9/15/2002	Detroit	32	21	310	1	0
Beuerlein, Steve	10/22/2000	San Francisco	44	28	309	3	0
Collins, Kerry	10/29/1995	at New England	45	25	309	2	1
Delhomme, Jake	10/3/2004	Atlanta	38	23	308	0	2
Delhomme, Jake	9/20/2009	at Atlanta	41	25	308	1	1
Moore, Matt	10/24/2010	San Francisco	41	28	308	2	1
Newton, Cam	10/6/2013	at Arizona	39	21	308	0	3
Delhomme, Jake	1/2/2005	New Orleans	50	24	307	2	0
Newton, Cam	11/10/2014	at Philadelphia	40	25	306	2	3
Newton, Cam	11/26/2012	at Philadelphia	28	18	306	2	0
Delhomme, Jake	11/14/2004	at San Francisco	34	19	303	3	0
Newton, Cam	9/9/2012	at Tampa Bay	33	23	303	1	2
Collins, Kerry	10/4/1998	at Atlanta	38	20	302	3	2
Beuerlein, Steve	10/17/1999	at San Francisco	36	23	300	4	3

† POSTSEASON

# ALL-TIME 100-YARD RUSHING GAMES

PLAYER	DATE	OPPONENT	RSH	YDS	TD
Williams, DeAngelo	12/30/2012	at New Orleans	21	210	2
Stewart, Jonathan	12/27/2009	at New York Giants	28	206	1
Williams, DeAngelo	12/8/2008	Tampa Bay	19	186	2
Williams, DeAngelo	12/28/2008	at New Orleans	25	178	0
Davis, Stephen	10/26/2003	at New Orleans	31	178	2
Foster, DeShaun	9/19/2004	at Kansas City	32	174	1
Huntley, Richard	1/6/2002	New England	21	168	0
Foster, DeShaun	1/1/2006	at Atlanta	18	165	1
Davis, Stephen	10/5/2003	New Orleans	30	159	1
Williams, DeAngelo	11/1/2009	at Arizona	23	158	0
Stewart, Jonathan	12/7/2014	New Orleans	20	155	1
Smith, Lamar	9/22/2002	at Minnesota	30	154	2
Davis, Stephen	11/2/2003	at Houston	30	153	0
Davis, Stephen	9/28/2003	Atlanta	21	153	1
Williams, DeAngelo	10/18/2009	at Tampa Bay	30	152	2
Foster, DeShaun†	1/8/2006	at New York Giants	27	151	0
Williams, DeAngelo	11/8/2009	at New Orleans	21	149	2
Lane, Fred	11/2/1997	Oakland	28	147	3
Davis, Stephen	9/14/2003	at Tampa Bay	33	142	0
Biakabutuka, Tshimanga	10/3/1999	at Washington	12	142	0
Williams, DeAngelo	11/9/2008	at Oakland	19	140	1
Lane, Fred	12/8/1997	at Dallas	34	138	0
Stewart, Jonathan	12/19/2010	Arizona	27	137	0
Johnson, Anthony	8/31/1997	Washington	20	134	0
Stewart, Jonathan	12/12/2010	Atlanta	18	133	0
Biakabutuka, Tshimanga	9/26/1999	Cincinnati	8	132	2
Foster, DeShaun	12/4/2005	Atlanta	24	131	1
Stewart, Jonathan	11/16/2008	Detroit	15	130	1
Goings, Nick	12/26/2004	at Tampa Bay	33	127	0
Johnson, Anthony	10/13/1996	St. Louis	22	126	0
Stewart, Jonathan	10/25/2015	Philadelphia	24	125	0
Stewart, Jonathan	1/3/2010	New Orleans	16	125	1
Stewart, Jonathan†	1/3/2015	Arizona	24	123	1
Williams, DeAngelo	10/5/2008	Kansas City	20	123	2
Johnson, Anthony	11/17/1996	at St. Louis	27	123	1
Johnson, Anthony	10/20/1996	New Orleans	29	123	0
Moore, Derrick	10/1/1995	Tampa Bay	21	123	1
Stewart, Jonathan	12/21/2014	Cleveland	24	122	0
Williams, DeAngelo	11/19/2009	Miami	13	122	0
Foster, DeShaun	9/23/2007	at Atlanta	20	122	0
Goings, Nick	12/5/2004	at New Orleans	36	122	1
Brown, Dee	12/1/2002	at Cleveland	27	122	0
Williams, DeAngelo	12/30/2007	at Tampa Bay	20	121	2
Williams, DeAngelo	10/14/2007	at Arizona	10	121	1
Goings, Nick	11/21/2004	Arizona	22	121	3
Biakabutuka, Tshimanga	10/21/2001	at Washington	20	121	1
Williams, DeAngelo	9/22/2013	New York Giants	23	120	0
Goodson, Mike	11/21/2010	Baltimore	22	120	0
Stewart, Jonathan	12/6/2009	Tampa Bay	26	120	1
Williams, DeAngelo	11/16/2008	Detroit	14	120	2
Lane, Fred	12/14/1997	Green Bay	19	119	1

Moore, Derrick	10/29/1995	at New England	28	119	0
Hoover, Brad	11/27/2000	Green Bay	24	117	1
Newton, Cam	12/9/2012	Atlanta	9	116	1
Williams, DeAngelo	10/9/2011	New Orleans	9	115	1
Stewart, Jonathan	12/8/2008	Tampa Bay	15	115	2
Davis, Stephen	11/30/2003	Philadelphia	23	115	0
Williams, DeAngelo	11/19/2006	St. Louis	20	114	0
Lane, Fred	11/30/1997	New Orleans	13	112	1
Davis, Stephen	9/7/2003	Jacksonville	22	111	0
Johnson, Anthony	12/1/1996	Tampa Bay	26	111	1
Stewart, Jonathan	10/18/2009	at Tampa Bay	17	110	1
Stewart, Jonathan	12/20/2009	Minnesota	25	109	1
Biakabutuka, Tshimanga	12/27/1998	at Indianapolis	25	109	1
Williams, DeAngelo	12/21/2008	at New York Giants	24	108	4
Williams, DeAngelo	10/26/2008	Arizona	17	108	1
Goings, Nick	12/12/2004	St. Louis	31	108	1
Newton, Cam	10/13/2014	at Cincinnati	17	107	1
Foster, DeShaun	10/8/2006	Cleveland	24	106	0
Goings, Nick	11/28/2004	Tampa Bay	23	106	0
Foster, DeShaun	10/1/2006	New Orleans	16	105	1
Davis, Stephen†	1/3/2004	Dallas	26	104	1
Biakabutuka, Tshimanga	10/26/1997	Atlanta	23	104	2
Johnson, Anthony†	1/5/1997	Dallas	26	104	0
Biakabutuka, Tshimanga	10/8/2000	Seattle	23	103	0
Biakabutuka, Tshimanga	12/13/1998	Washington	17	103	1
Stewart, Jonathan	11/22/2015	Washington	21	102	0
Foster, DeShaun	12/24/2006	at Atlanta	28	102	0
Johnson, Anthony	10/6/1996	at Minnesota	23	102	1
Williams, DeAngelo	11/23/2008	at Atlanta	19	101	1
Lane, Fred	11/1/1998	vs New Orleans	35	101	1
Newton, Cam	12/20/2015	at New York Giants	8	100	0
Goodson, Mike	11/14/2010	at Tampa Bay	23	100	0
Lane, Fred	9/13/1998	at New Orleans	18	100	0

† POSTSEASON

# ALL-TIME 100-YARD RECEIVING GAMES

Player	Date	Opponent	Rec	Yds	TD
Smith, Steve†	1/15/2006	at Chicago	12	218	2
Smith, Steve	10/30/2005	Minnesota	11	201	1
Muhammad, Muhsin	9/13/1998	at New Orleans	9	192	1
Smith, Steve	10/15/2006	at Baltimore	8	189	1
Muhammad, Muhsin	11/16/2003	Washington	9	189	0
Smith, Steve	10/2/2011	at Chicago	8	181	0
Muhammad, Muhsin	12/5/2004	at New Orleans	10	179	1
Smith, Steve	9/11/2011	at Arizona	8	178	2
Smith, Steve	9/25/2005	at Miami	11	170	3
Smith, Steve	11/20/2005	at Chicago	14	169	0
Smith, Steve	11/23/2008	at Atlanta	8	168	0
Smith, Steve	12/14/2008	Denver	9	165	1
Jeffers, Patrick	1/2/2000	New Orleans	7	165	2
Smith, Steve†	1/10/2004	at St. Louis	6	163	1
Jeffers, Patrick	12/27/1999	at Pittsburgh	5	160	2
Smith, Steve	12/20/2009	Minnesota	9	157	1
Green, Willie	12/8/1996	at San Francisco	7	157	1
Green, Willie	11/12/1995	at St. Louis	6	157	1
Smith, Steve	9/18/2011	Green Bay	6	156	0
Smith, Steve	9/16/2007	Houston	8	153	3
Smith, Steve	10/19/2003	vs Tennessee	10	151	1
Muhammad, Muhsin	10/3/1999	at Washington	8	151	0
Smith, Steve	11/13/2006	Tampa Bay	8	149	1
Muhammad, Muhsin	9/28/2008	Atlanta	8	147	1
Jeffers, Patrick	12/12/1999	at Green Bay	8	147	2
Walls, Wesley	9/7/1997	at Atlanta	7	147	0
Green, Willie	12/17/1995	Atlanta	4	147	1
Carter, Drew	12/10/2006	New York Giants	8	144	1
Smith, Steve	12/8/2002	Cincinnati	5	144	1
Smith, Steve	10/23/2011	Washington	7	143	0
Muhammad, Muhsin†	2/1/2004	vs New England	4	140	1
Smith, Steve	9/11/2005	vs New Orleans	8	138	1
Jeffers, Patrick	12/18/1999	vs San Francisco	8	138	1
Smith, Steve	12/22/2007	vs Dallas	9	137	1
Boldin, Anquan†	1/12/2014	San Francisco	8	136	0
Smith, Steve	10/14/2007	at Arizona	10	136	1
Muhammad, Muhsin	12/18/2004	at Atlanta	10	135	1
Smith, Steve†	1/3/2004	Dallas	5	135	1
Olsen, Greg	9/27/2015	New Orleans	8	134	2
Smith, Steve	12/28/2008	at New Orleans	5	134	0
Proehl, Ricky	11/9/2003	vs Tampa Bay	3	133	1
Hayes, Donald	11/28/1999	Atlanta	5	133	1
Carter, Drew	11/18/2007	at Green Bay	5	132	1
Muhammad, Muhsin	9/23/2001	at Atlanta	10	132	0
Carrier, Mark	11/26/1995	at New Orleans	6	132	2
Olsen, Greg	10/18/2015	at Seattle	7	131	1
Smith, Steve	9/20/2009	at Atlanta	8	131	0
Smith, Steve	1/1/2006	at Atlanta	9	131	1
Muhammad, Muhsin	11/27/2000	Green Bay	11	131	2
Olsen, Greg	12/6/2015	at New Orleans	9	129	0
Muhammad, Muhsin	10/22/2000	San Francisco	9	127	0

Smith, Steve	10/22/2006	at Cincinnati	8	126	0
Muhammad, Muhsin	12/18/1999	vs San Francisco	11	126	3
Smith, Steve	12/11/2011	Atlanta	6	125	0
Gettis, David	10/24/2010	San Francisco	8	125	2
Muhammad, Muhsin	11/14/1999	at St. Louis	9	125	0
Carrier, Mark	9/26/1996	at Jacksonville	8	124	2
Smith, Steve	10/16/2005	at Detroit	6	123	1
Muhammad, Muhsin	11/14/2004	at San Francisco	6	123	3
Smith, Steve	10/19/2008	New Orleans	6	122	1
Green, Willie	9/3/1995	at Atlanta	7	121	1
Ginn, Jr., Ted	12/13/2015	Atlanta	2	120	2
Smith, Steve	12/2/2012	at Kansas City	5	120	1
Olsen, Greg	11/10/2014	at Philadelphia	6	119	0
Smith, Steve	10/9/2005	at Arizona	8	119	2
Ismail, Raghieb	9/6/1998	Atlanta	6	119	1
Smith, Steve	10/28/2012	at Chicago	7	118	0
Smith, Steve	9/9/2007	at St. Louis	7	118	1
Muhammad, Muhsin	11/21/2004	Arizona	6	118	2
Muhammad, Muhsin	12/13/1998	Washington	7	118	0
Smith, Steve	12/8/2008	Tampa Bay	9	117	1
Smith, Steve	10/26/2008	Arizona	5	117	2
Muhammad, Muhsin	9/26/1999	Cincinnati	8	117	0
Ismail, Raghieb	10/11/1998	at Dallas	6	117	2
Smith, Steve	9/29/2002	at Green Bay	5	116	0
Benjamin, Kelvin	9/21/2014	Pittsburgh	8	115	1
Muhammad, Muhsin	12/26/2004	at Tampa Bay	8	115	2
Colbert, Keary	10/10/2004	at Denver	4	115	1
Hayes, Donald	9/10/2000	at San Francisco	6	115	1
Muhammad, Muhsin	10/3/2004	Atlanta	7	114	0
Muhammad, Muhsin	12/24/2000	at Oakland	10	114	0
Carrier, Mark	10/8/1995	at Chicago	5	114	1
Brown, Corey†	1/24/2016	Arizona	4	113	1
Olsen, Greg†	1/24/2016	Arizona	6	113	0
Smith, Steve	10/12/2008	at Tampa Bay	6	112	0
Smith, Steve	9/24/2006	at Tampa Bay	7	112	0
Muhammad, Muhsin	11/10/2002	New Orleans	4	112	0
Olsen, Greg	12/14/2014	Tampa Bay	10	110	0
Carruth, Rae	9/21/1997	Kansas City	8	110	0
Benjamin, Kelvin	11/16/2014	Atlanta	9	109	1
Smith, Steve	12/9/2012	Atlanta	7	109	0
Ismail, Raghieb	12/27/1998	at Indianapolis	7	109	1
Muhammad, Muhsin	9/10/2000	at San Francisco	8	108	1
Ismail, Raghieb	11/3/1996	at Atlanta	5	108	0
LaFell, Brandon	10/13/2013	at Minnesota	4	107	1
Muhammad, Muhsin	9/15/2002	Detroit	8	107	1
Jeffers, Patrick	12/5/1999	St. Louis	7	107	1
Carruth, Rae	10/12/1997	at Minnesota	6	107	1
Smith, Steve	9/9/2012	at Tampa Bay	7	106	0
Johnson, Keyshawn	9/17/2006	at Minnesota	5	106	0
Smith, Steve	11/6/2005	at Tampa Bay	5	106	1
Muhammad, Muhsin	10/31/2004	at Seattle	8	106	2
Muhammad, Muhsin	12/8/2002	Cincinnati	8	106	1
Walls, Wesley	11/23/1997	at St. Louis	8	106	0
Olsen, Greg	10/19/2014	at Green Bay	8	105	0
Smith, Steve	11/30/2008	at Green Bay	4	105	0
Green, Willie	11/26/1995	at New Orleans	4	105	1

Benjamin, Kelvin	12/14/2014	Tampa Bay	8	104	0
Ginn, Jr., Ted†	1/12/2014	San Francisco	4	104	0
Smith, Steve	9/16/2012	New Orleans	3	104	0
Proehl, Ricky	12/24/2005	Dallas	2	104	1
Muhammad, Muhsin	12/9/2001	at Buffalo	8	104	0
Muhammad, Muhsin	10/4/1998	at Atlanta	4	104	1
LaFell, Brandon	12/24/2011	Tampa Bay	3	103	1
Smith, Steve	12/11/2005	Tampa Bay	5	103	0
Muhammad, Muhsin†	1/3/2004	Dallas	4	103	0
Smith, Steve	10/12/2003	at Indianapolis	6	103	1
Muhammad, Muhsin	9/19/1999	vs Jacksonville	4	103	1
Olsen, Greg	11/11/2012	Denver	9	102	2
Muhammad, Muhsin	12/10/2000	at Kansas City	8	102	0
Walls, Wesley	10/8/2000	vs Seattle	7	102	0
Ismail, Raghieb	11/30/1997	New Orleans	6	102	0
Williams, DeAngelo	12/4/2006	at Philadelphia	7	101	1
Carrier, Mark	12/24/1995	at Washington	7	101	0
Smith, Steve	10/30/2011	Minnesota	7	100	1
Stewart, Jonathan	9/18/2011	Green Bay	8	100	0
Colbert, Keary	10/31/2004	at Seattle	4	100	0
Smith, Steve	10/26/2003	at New Orleans	9	100	0
Carrier, Mark	10/25/1998	Buffalo	5	100	1

† POSTSEASON

## OPPONENTS' ALL-TIME 300-YARD PASSING GAMES

PLAYER	DATE	OPPONENT	ATT	CMP	YDS	TD	INT
Green, Trent	11/5/2000	at St. Louis	42	29	431	2	0
Brees, Drew	12/30/2012	at New Orleans	43	29	396	4	1
McCown, Josh	10/9/2005	at Arizona	46	29	394	2	3
Young, Steve	12/8/1996	at San Francisco	41	27	393	3	2
Brees, Drew	1/1/2012	at New Orleans	35	28	389	5	1
Favre, Brett	9/27/1998	Green Bay	45	27	388	5	3
Brees, Drew	12/28/2008	at New Orleans	49	30	386	4	1
Warner, Kurt	10/26/2008	Arizona	49	35	381	2	1
Rodgers, Aaron	11/9/2015	Green Bay	48	25	369	4	1
Ryan, Matt	9/30/2012	at Atlanta	40	25	369	3	1
Wilson, Russell†	1/17/2016	Seattle	48	31	366	3	2
Harrington, Joey	9/23/2007	at Atlanta	44	31	361	2	0
Brees, Drew	10/9/2011	New Orleans	45	32	359	2	1
Culpepper, Daunte	11/19/2000	at Minnesota	29	22	357	3	0
Brady, Tom†	2/1/2004	at New England	48	32	354	3	1
Warner, Kurt	12/5/1999	St. Louis	31	22	351	3	2
Brees, Drew	10/1/2006	New Orleans	38	28	349	1	0
Griese, Brian	11/28/2004	Tampa Bay	39	27	347	2	1
Banks, Tony	10/21/2001	at Washington	30	17	346	1	1
King, Shaun	11/21/2004	Arizona	52	28	343	1	3
Ryan, Matt	12/9/2012	Atlanta	49	34	342	2	1
Detmer, Ty	10/27/1996	at Philadelphia	38	23	342	1	1
Johnson, Brad	9/14/2003	at Tampa Bay	61	34	339	1	1
Johnson, Brad	10/3/1999	at Washington	33	20	337	4	0
Young, Steve	12/10/1995	San Francisco	45	31	336	2	1
Stafford, Matthew	11/20/2011	at Detroit	36	28	335	5	2
Sanchez, Mark	11/10/2014	at Philadelphia	37	20	332	2	0
Bulger, Marc†	1/10/2004	St. Louis	46	27	332	0	3
Brees, Drew	11/8/2009	at New Orleans	35	24	330	1	1
Brooks, Aaron	12/2/2001	at New Orleans	40	26	330	3	1
Flacco, Joe	9/28/2014	at Baltimore	31	22	327	3	0
Grbac, Elvis	11/5/1995	at San Francisco	37	26	327	0	2
Winston, Jameis	1/3/2016	Tampa Bay	47	29	325	0	2
Brees, Drew	9/16/2012	New Orleans	49	31	325	1	2
Toliver, Billy Joe	11/1/1998	New Orleans	48	24	325	2	2
Dalton, Andy	10/12/2014	at Cincinnati	43	33	323	2	2
Freeman, Josh	12/6/2009	Tampa Bay	44	23	321	0	5
Garcia, Jeff	12/8/2008	Tampa Bay	38	24	321	2	0
Griese, Brian	12/26/2004	at Tampa Bay	41	30	321	3	2
Russell Wilson	9/8/2013	Seattle	33	25	320	1	0
Ryan, Matt	12/11/2011	Atlanta	38	22	320	4	0
Roethlisberger, Ben	12/23/2010	at Pittsburgh	32	22	320	1	0
Grbac, Elvis	12/10/2000	at Kansas City	44	31	315	1	2
Chandler, Chris	11/28/1999	Atlanta	42	24	315	4	0
Brees, Drew	12/8/2013	at New Orleans	34	22	160	1	0
Garcia, Jeff	12/4/2006	at Philadelphia	39	21	312	3	0
McCown, Luke	9/27/2015	New Orleans	38	31	310	0	1
Tannehill, Ryan	11/24/2013	at Miami	42	28	310	1	1
George, Jeff	12/17/1995	Atlanta	53	29	310	2	2
Kolb, Kevin	9/11/2011	at Arizona	27	18	309	2	0
Rodgers, Aaron	9/18/2011	Green Bay	30	19	308	2	0

Favre, Brett	9/30/2001	Green Bay	39	25	308	3	2
Garcia, Jeff	10/22/2000	San Francisco	39	25	307	2	1
Ryan, Matt	12/27/2015	at Atlanta	30	23	306	1	0
Garcia, Jeff	11/18/2001	San Francisco	54	34	305	3	2
George, Jeff	11/2/1997	Oakland	38	24	304	2	1
Favre, Brett	10/3/2005	Green Bay	47	28	303	4	1
Garcia, Jeff	12/18/1999	San Francisco	46	29	303	2	1
Favre, Brett	12/12/1999	at Green Bay	38	26	302	2	1
Manning, Peyton	11/11/2012	Denver	38	27	301	1	0
Flacco, Joe	11/21/2010	Baltimore	33	24	301	1	0

† POSTSEASON



## OPPONENTS' ALL-TIME 100-YARD RUSHING GAMES

PLAYER	DATE	OPPONENT	RSH	YDS	TD
Ward, Derrick	12/21/2008	at New York Giants	15	215	0
Forte, Matt	10/2/2011	at Chicago	25	205	1
Faulk, Marshall	12/23/2001	St. Louis	30	202	2
Alexander, Shaun	10/31/2004	at Seattle	32	195	1
Jones, Julius	12/24/2005	Dallas	34	194	2
Droughns, Reuben	10/10/2004	at Denver	30	193	0
Faulk, Marshall	11/11/2001	at St. Louis	15	183	2
Brown, Bryce	11/26/2012	at Philadelphia	19	178	2
Forte, Matt	10/10/2010	Chicago	22	166	2
Martin, Curtis	10/28/2001	New York Jets	27	159	0
Bell, Le'Veon	9/21/2014	Pittsburgh	21	147	0
Williams, Ricky	10/14/2001	New Orleans	31	147	1
Candidate, Trung	11/11/2001	at St. Louis	16	145	1
Williams, Ricky	10/15/2000	at New Orleans	38	144	2
Vick, Michael	12/7/2003	at Atlanta	14	141	1
Hearst, Garrison	9/29/1997	San Francisco	28	141	1
Allen, Terry	8/31/1997	Washington	25	141	2
Smith, Kevin	11/20/2011	at Detroit	16	140	2
McAlister, Deuce	1/2/2005	New Orleans	28	140	1
Staley, Duce	11/7/1999	Philadelphia	17	140	1
Turner, Michael	10/16/2011	at Atlanta	27	139	2
Hearst, Garrison	12/6/1998	San Francisco	20	139	1
Martin, Doug	11/18/2012	Tampa Bay	24	138	0
Bernard, Giovani	10/12/2014	at Cincinnati	18	137	1
Bettis, Jerome	12/26/1999	at Pittsburgh	33	137	1
Dunn, Warrick	12/18/2004	at Atlanta	28	134	1
Davis, Stephen	9/3/2000	at Washington	23	133	1
Taylor, Fred	12/9/2007	at Jacksonville	18	132	1
Parker, Willie	12/17/2006	Pittsburgh	23	132	1
Dunn, Warrick	9/10/2006	Atlanta	29	132	0
Alexander, Shaun†	1/22/2006	at Seattle	34	132	2
Brown, Ronnie	9/25/2005	at Miami	23	132	1
Smith, Emmitt	10/1/2000	Dallas	24	132	1
Hillis, Peyton	11/28/2010	at Cleveland	26	131	3
Johnson, Chris	11/13/2011	Tennessee	27	130	1
Charles, Jamal	12/2/2012	at Kansas City	27	127	0
Ivory, Chris	1/1/2012	at New Orleans	19	127	1
Abdul-Jabbar, Karim	11/15/1998	Miami	25	127	1
McAlister, Deuce	10/5/2003	New Orleans	23	124	0
Stewart, James	9/19/1999	Jacksonville	27	124	2
Jones-Drew, Maurice	9/25/2011	Jacksonville	24	122	0
Smith, Robert	10/12/1997	at Minnesota	23	120	1
Williams, Ricky	11/19/2009	Miami	22	119	2
Green, Ahman	9/13/2004	Green Bay	33	119	2
Blount, LeGarrette	9/21/2014	Pittsburgh	1	118	1
Faulk, Marshall	12/5/1999	St. Louis	22	118	0
Turner, Michael	11/23/2008	at Atlanta	24	117	4
McAlister, Deuce	12/29/2002	at New Orleans	28	117	0
Anderson, Jamal	10/4/1998	at Atlanta	31	117	1
Dunn, Warrick	10/12/2008	at Tampa Bay	22	115	0
Brown, Andre	9/20/2012	New York Giants	20	113	2
Taylor, Chester	9/17/2006	at Minnesota	24	113	0

Dillon, Corey	9/26/1999	Cincinnati	20	113	0
Turner, Michael	12/12/2010	Atlanta	28	112	3
Smith, Kevin	11/16/2008	Detroit	24	112	0
Barber, Tiki	12/10/2006	New York Giants	20	112	0
Williams, Carnell	12/11/2005	Tampa Bay	29	112	2
Smith, Emmitt	10/11/1998	at Dallas	21	112	1
Moore, Jerald	12/20/1997	St. Louis	27	112	0
Turner, Michael	11/15/2009	Atlanta	9	111	0
Thomas, Pierre	9/16/2012	New Orleans	9	110	0
Barber, Marion	12/22/2007	Dallas	22	110	1
Martin, Curtis	11/29/1998	at New York Jets	21	110	2
Foster, Arian	12/18/2011	at Houston	16	109	1
Anderson, Jamal	11/3/1996	at Atlanta	22	109	1
Anderson, Jamal	9/1/1996	Atlanta	14	108	0
Jennings, Rashad	12/20/2015	at New York Giants	16	107	1
Turner, Michael	9/20/2009	at Atlanta	28	105	1
Salaam, Rashan	10/8/1995	at Chicago	28	105	0
Betts, Ladell	11/26/2006	at Washington	24	104	0
Davis, Terrell	11/9/1997	at Denver	21	104	0
Spiller, C.J.	9/15/2013	at Buffalo	16	103	0
Turner, Michael	9/30/2012	at Atlanta	13	103	0
Smith, Robert	11/19/2000	at Minnesota	23	103	1
Gore, Frank	10/24/2010	San Francisco	19	102	0
Williams, Ricky	12/2/2001	at New Orleans	27	102	0
Stewart, Kordell	12/22/1996	Pittsburgh	7	102	1
Smith, Robert	10/6/1996	at Minnesota	27	102	0
Johnson, Rudi	10/22/2006	at Cincinnati	26	101	0
McAlister, Deuce	10/26/2003	at New Orleans	26	101	0
Henry, Travis	12/9/2001	at Buffalo	27	101	1
Ingram, Mark	10/30/2014	New Orleans	30	100	2
White, LenDale	11/4/2007	at Tennessee	31	100	1
Addai, Joseph	10/28/2007	Indianapolis	23	100	2
Duckett, T.J.	9/28/2003	Atlanta	14	100	0

† POSTSEASON

## OPPONENTS' ALL-TIME 100-YARD RECEIVING GAMES

PLAYER	DATE	OPPONENT	REC	YDS	TD
Gardner, Rod	10/21/2001	at Washington	6	208	1
Bryant, Antonio	12/8/2008	Tampa Bay	9	200	2
Jones, Julio	12/27/2015	at Atlanta	9	178	1
Sharpe, Shannon	11/9/1997	at Denver	8	174	0
White, Roddy	9/30/2012	at Atlanta	8	169	2
Wayne, Reggie	10/28/2007	Indianapolis	7	168	1
Fitzgerald, Larry†	1/10/2009	Arizona	8	166	1
Freeman, Antonio	12/14/1997	Green Bay	10	166	2
Brown, Tim	11/2/1997	Oakland	10	163	0
Boldin, Anquan	10/9/2005	at Arizona	10	162	1
Horn, Joe	12/5/2004	at New Orleans	8	160	2
Holt, Torry	12/12/2004	St. Louis	6	151	1
Horn, Joe	12/2/2001	at New Orleans	13	150	1
Jackson, Vincent	10/4/2015	at Tampa Bay	10	147	1
Hakim, Az-Zahir	11/5/2000	at St. Louis	8	147	1
Irvin, Michael	10/11/1998	at Dallas	6	146	0
Colston, Marques	1/1/2012	at New Orleans	7	145	2
Moulds, Eric	10/25/1998	Buffalo	5	145	2
Branch, Deion†	2/1/2004	at New England	10	143	1
Fryar, Irving	10/27/1996	at Philadelphia	7	143	0
Graham, Jimmy	10/18/2015	at Seattle	8	140	0
Westbrook, Michael	10/3/1999	at Washington	8	140	2
Smith, Steve	9/28/2014	at Baltimore	7	139	2
Matthews, Jordan	11/10/2014	at Philadelphia	7	138	2
Barden, Ramses	9/20/2012	New York Giants	9	138	0
Carter, Cris	11/19/2000	at Minnesota	8	138	1
Boldin, Anquan†	1/12/2014	San Francisco	8	136	0
Fitzgerald, Larry	10/9/2005	at Arizona	9	136	1
Thomas, Demaryius	11/11/2012	Denver	9	135	0
Pittman, Michael	11/28/2004	Tampa Bay	8	134	2
Connell, Albert	10/3/1999	at Washington	5	134	2
Colston, Marques	10/1/2006	New Orleans	5	132	1
Holt, Torry	11/5/2000	at St. Louis	4	130	0
Graham, Jimmy	10/9/2011	New Orleans	8	129	0
Kearse, Jermaine†	1/10/2014	at Seattle	3	129	1
Rice, Jerry	12/8/1996	at San Francisco	10	129	1
Sproles, Darren	9/16/2012	New Orleans	13	128	0
White, Roddy	9/23/2007	at Atlanta	7	127	1
Wallace, Mike	11/24/2013	at Miami	5	127	1
Boston, David	12/30/2001	Arizona	7	127	2
Rice, Jerry	9/22/1996	San Francisco	10	127	0
Colston, Marques	12/8/2013	at New Orleans	9	125	2
Fitzgerald, Larry	12/19/2010	Arizona	9	125	0
Colston, Marques	12/28/2008	at New Orleans	7	123	1
Owens, Terrell	10/17/2004	at Philadelphia	4	123	0
Mathis, Terance	9/1/1996	Atlanta	4	123	0
Wayne, Reggie	11/27/2011	at Indianapolis	5	122	1
Hakim, Az-Zahir	12/5/1999	St. Louis	4	122	2
Cobb, Randall	10/19/2014	at Green Bay	6	121	1
Moore, Lance	12/30/2012	at New Orleans	4	121	0
Rice, Jerry	12/10/1995	San Francisco	6	121	0

Sanu, Mohamed	10/12/2014	at Cincinnati	10	120	1
Johnson, Andre	9/16/2007	Houston	7	120	2
Burress, Plaxico	12/15/2002	at Pittsburgh	6	120	1
Harrison, Marvin	10/12/2003	at Indianapolis	8	119	0
McCardell, Keenan	11/9/2003	Tampa Bay	9	118	1
Owens, Terrell	10/7/2001	at San Francisco	8	118	2
White, Roddy	12/9/2012	Atlanta	9	117	1
Levens, Dorsey†	1/12/1997	at Green Bay	5	117	1
Celek, Brent	11/10/2014	at Philadelphia	5	116	0
Bryant, Antonio	12/6/2009	Tampa Bay	5	116	0
Bruce, Isaac†	1/10/2004	at St. Louis	7	116	0
Connell, Albert	12/13/1998	Washington	8	116	1
Graham, Jimmy	12/30/2012	at New Orleans	9	115	1
Fitzgerald, Larry	10/26/2008	Arizona	7	115	0
Smith, Jimmy	9/19/1999	Jacksonville	10	115	0
Hilliard, Ike	9/30/2007	Tampa Bay	7	114	0
Ochocinco, Chad	12/8/2002	Cincinnati	6	114	0
Garner, Charlie	10/22/2000	San Francisco	7	112	0
Copeland, Russell	9/10/1995	at Buffalo	2	112	1
Johnson, Stevie	9/15/2013	at Buffalo	8	111	1
Stallworth, Donte'	12/4/2006	at Philadelphia	4	111	1
Bruce, Isaac	12/5/1999	St. Louis	6	111	0
Rice, Jerry	11/5/1995	at San Francisco	8	111	0
Kearse, Jermaine†	1/17/2016	Seattle	11	110	2
Mills, Ernie	10/11/1998	at Dallas	5	110	1
Dawkins, Sean	9/13/1998	at New Orleans	5	110	1
Owens, Terrell	12/8/1996	at San Francisco	5	110	1
Bruce, Isaac	11/12/1995	at St. Louis	9	110	1
Harris, Jackie	10/1/1995	Tampa Bay	5	108	0
Williams, Damian	11/13/2011	Tennessee	5	107	1
Owens, Terrell	10/29/2006	Dallas	9	107	0
Chrebet, Wayne	11/29/1998	at New York Jets	7	107	2
Mathis, Terance	10/26/1997	Atlanta	8	107	0
Moss, Randy	11/19/2000	at Minnesota	5	106	1
Forte, Matt	10/5/2014	Chicago	12	105	1
Doucet, Early	9/11/2011	at Arizona	3	105	1
Welker, Wes	12/13/2009	at New England	10	105	0
Pollard, Marcus	10/16/2005	at Detroit	3	105	0
Cooks, Brandin	12/6/2015	at New Orleans	6	104	1
White, Roddy	12/28/2014	at Atlanta	8	104	0
Jones, Julio	12/11/2011	Atlanta	3	104	2
Wallace, Mike	12/23/2010	at Pittsburgh	4	104	1
Finneran, Brian	11/24/2002	Atlanta	4	104	0
Galloway, Joey	10/13/2002	at Dallas	3	104	1
Poole, Keith	1/2/2000	New Orleans	6	104	0
Williamson, Troy	9/17/2006	at Minnesota	6	102	0
Stallworth, Donte'	12/18/2005	at New Orleans	5	102	1
Johnson, Keyshawn	9/14/2003	at Tampa Bay	9	102	0
Gadsden, Oronde	11/4/2001	at Miami	5	102	0
Dwight, Tim	11/28/1999	Atlanta	5	102	0
Dawkins, Sean	11/1/1998	New Orleans	6	102	0
Mathis, Terance	12/17/1995	Atlanta	8	102	0
Henderson, Devery	10/7/2007	at New Orleans	4	101	0
Clayton, Mark	10/15/2006	at Baltimore	5	101	2
Wilson, Cedrick	11/14/2004	at San Francisco	5	101	0
Horn, Joe	11/10/2002	New Orleans	6	101	0

Bruce, Isaac

9/17/1995

St. Louis

5

100

0

† POSTSEASON

# ALL-TIME CAREER POSTSEASON SCORERS

SCORING	YEARS	TD	TDr	TDp	TDrt	FG	ATT	PAT	ATT	2pt.	S	PTS
Kasay, John	1995-2010	0	0	0	0	21	- 23	18	- 19	0	0	81
Smith, Steve	2001-13	10	1	8	1	0	- 0	0	- 0	0	0	60
<b>Gano, Graham</b>	<b>2012-2015</b>	<b>0</b>	<b>0</b>	<b>0</b>	<b>0</b>	<b>8</b>	<b>- 10</b>	<b>16</b>	<b>- 16</b>	<b>0</b>	<b>0</b>	<b>40</b>
<b>Stewart, Jonathan</b>	<b>2008-2015</b>	<b>5</b>	<b>5</b>	<b>0</b>	<b>0</b>	<b>0</b>	<b>- 0</b>	<b>0</b>	<b>- 0</b>	<b>0</b>	<b>0</b>	<b>30</b>
Muhammad, Muhsin	1996-04; 2008-09	3	0	2	1	0	- 0	0	- 0	0	0	18
<b>Benjamin, Kelvin</b>	<b>2014-2015</b>	<b>2</b>	<b>0</b>	<b>2</b>	<b>0</b>	<b>0</b>	<b>- 0</b>	<b>0</b>	<b>- 0</b>	<b>0</b>	<b>0</b>	<b>12</b>
Foster, DeShaun	2002-2007	2	2	0	0	0	- 0	0	- 0	0	0	12
<b>Kuechly, Luke</b>	<b>2012-2015</b>	<b>2</b>	<b>0</b>	<b>0</b>	<b>2</b>	<b>0</b>	<b>- 0</b>	<b>0</b>	<b>- 0</b>	<b>0</b>	<b>0</b>	<b>12</b>
<b>Newton, Cam</b>	<b>2011-2015</b>	<b>2</b>	<b>2</b>	<b>0</b>	<b>0</b>	<b>0</b>	<b>- 0</b>	<b>0</b>	<b>- 0</b>	<b>0</b>	<b>0</b>	<b>12</b>
<b>Tolbert, Mike</b>	<b>2012-2015</b>	<b>1</b>	<b>0</b>	<b>1</b>	<b>0</b>	<b>0</b>	<b>- 0</b>	<b>0</b>	<b>- 0</b>	<b>1</b>	<b>0</b>	<b>8</b>
<b>Brown, Corey</b>	<b>2014-2015</b>	<b>1</b>	<b>0</b>	<b>1</b>	<b>0</b>	<b>0</b>	<b>- 0</b>	<b>0</b>	<b>- 0</b>	<b>0</b>	<b>0</b>	<b>6</b>
Carter, Drew	2004-2007	1	0	1	0	0	- 0	0	- 0	0	0	6
Davis, Stephen	2003-2005	1	1	0	0	0	- 0	0	- 0	0	0	6
<b>Funchess, Devin</b>	<b>2015</b>	<b>1</b>	<b>0</b>	<b>1</b>	<b>0</b>	<b>0</b>	<b>- 0</b>	<b>0</b>	<b>- 0</b>	<b>0</b>	<b>0</b>	<b>6</b>
<b>Ginn, Jr., Ted</b>	<b>2013, 2015</b>	<b>1</b>	<b>1</b>	<b>0</b>	<b>0</b>	<b>0</b>	<b>- 0</b>	<b>0</b>	<b>- 0</b>	<b>0</b>	<b>0</b>	<b>6</b>
Green, Willie	1995-1996	1	0	1	0	0	- 0	0	- 0	0	0	6
Griffith, Howard	1995-1996	1	0	1	0	0	- 0	0	- 0	0	0	6
Hoover, Brad	2000-2009	1	1	0	0	0	- 0	0	- 0	0	0	6
Mangum, Kris	1997-2006	1	0	1	0	0	- 0	0	- 0	0	0	6
<b>Olsen, Greg</b>	<b>2011-2015</b>	<b>1</b>	<b>0</b>	<b>1</b>	<b>0</b>	<b>0</b>	<b>- 0</b>	<b>0</b>	<b>- 0</b>	<b>0</b>	<b>0</b>	<b>6</b>
Proehl, Ricky	2003-2005	1	0	1	0	0	- 0	0	- 0	0	0	6
Walls, Wesley	1996-2002	1	0	1	0	0	- 0	0	- 0	0	0	6
<b>Whittaker, Fozzy</b>	<b>2014-2015</b>	<b>1</b>	<b>0</b>	<b>1</b>	<b>0</b>	<b>0</b>	<b>- 0</b>	<b>0</b>	<b>- 0</b>	<b>0</b>	<b>0</b>	<b>6</b>
<b>TOTALS</b>		<b>39</b>	<b>13</b>	<b>22</b>	<b>4</b>	<b>29</b>	<b>- 33</b>	<b>34</b>	<b>- 35</b>	<b>1</b>	<b>0</b>	<b>357</b>

## ALL-TIME CAREER POSTSEASON PASSERS

PASSING YARDS	YEARS	ATT	CMP	PCT	YDS	TD	INT	SACK	YDS LOST	Rtg	300yd
Delhomme, Jake	2003-2009	226	130	57.5%	1,847	12	10	16	107	83.3	2
<b>Newton, Cam</b>	<b>2011-2015</b>	<b>184</b>	<b>110</b>	<b>59.8%</b>	<b>1,472</b>	<b>8</b>	<b>7</b>	<b>16</b>	<b>136</b>	<b>83.9</b>	<b>1</b>
Collins, Kerry	1995-1998	59	31	52.5%	315	3	3	2	9	63.9	0
<b>Ginn, Jr., Ted</b>	<b>2013, 2015</b>	<b>0</b>	<b>0</b>	<b>-</b>	<b>0</b>	<b>0</b>	<b>0</b>	<b>1</b>	<b>4</b>	<b>-</b>	<b>0</b>
Goings, Nick	2003-2008	0	0	-	0	0	0	1	9	-	0
Smith, Steve	2001-2013	1	0	0.0%	0	0	0	0	0	39.6	0
<b>TOTAL</b>		<b>470</b>	<b>271</b>	<b>57.7%</b>	<b>3,634</b>	<b>23</b>	<b>20</b>	<b>36</b>	<b>265</b>	<b>80.9</b>	<b>3</b>

TEAM YEAR BY YEAR	YEARS	ATT	CMP	PCT	YDS	TD	INT	SACK	YDS LOST	Rtg	300yd
	1996	59	31	52.5%	315	3	3	2	9	63.9	0
	2003	103	59	57.3%	987	6	1	8	49	105.1	1
	2005	90	54	60.0%	655	5	4	7	56	82.4	1
	2008	34	17	50.0%	205	1	5	2	11	39.1	0
	2013	25	16	64.0%	267	1	2	5	35	79.9	0
	2014	68	41	60.3%	444	4	3	3	16	80.8	0
	2015	91	53	58.2%	761	3	2	9	89	87.3	1
<b>TOTAL</b>		<b>470</b>	<b>271</b>	<b>57.7%</b>	<b>3,634</b>	<b>23</b>	<b>20</b>	<b>36</b>	<b>265</b>	<b>80.9</b>	<b>3</b>

# ALL-TIME CAREER POSTSEASON RUSHERS

RUSHING YARDS	YEARS	RSH	YDS	AVG	LONG	TDs	100-yd. gms.
<b>Stewart, Jonathan</b>	<b>2008-2015</b>	<b>90</b>	<b>423</b>	<b>4.7</b>	<b>59</b>	<b>5</b>	<b>2</b>
Foster, DeShaun	2002-2007	85	401	4.7	33t	2	1
Davis, Stephen	2003-2005	64	315	4.9	64	1	1
<b>Newton, Cam</b>	<b>2011-2015</b>	<b>55</b>	<b>221</b>	<b>4.0</b>	<b>14</b>	<b>2</b>	<b>0</b>
Johnson, Anthony	1995-1999	37	135	3.6	12	0	1
Goings, Nick	2001-2008	33	121	3.7	18	0	0
Williams, DeAngelo	2006-2014	23	106	4.6	31	0	0
<b>Tolbert, Mike</b>	<b>2012-2015</b>	<b>27</b>	<b>76</b>	<b>2.8</b>	<b>11</b>	<b>0</b>	<b>0</b>
Smith, Steve	2001-2013	5	45	9.0	22	1	0
<b>Ginn, Jr., Ted</b>	<b>2013, 2015</b>	<b>2</b>	<b>33</b>	<b>16.5</b>	<b>22t</b>	<b>1</b>	<b>0</b>
<b>Whittaker, Fozzy</b>	<b>2014-2015</b>	<b>8</b>	<b>29</b>	<b>3.6</b>	<b>15</b>	<b>0</b>	<b>0</b>
Oliver, Winslow	1996-1998	5	26	5.2	11	0	0
Delhomme, Jake	2003-2009	15	23	1.5	10	0	0
Robertson, Jamal	2004-2005	4	19	4.8	15	0	0
Muhammad, Muhsin	1996-04; 2008-09	3	14	4.7	6	0	0
Hoover, Brad	2000-2009	6	12	2.0	7t	1	0
<b>Artis-Payne, Cameron</b>	<b>2015</b>	<b>3</b>	<b>7</b>	<b>2.3</b>	<b>3</b>	<b>0</b>	<b>0</b>
Ismail, Raghیب	1996-1998	1	7	7.0	7	0	0
LaFell, Brandon	2010-2013	1	6	6.0	6	0	0
<b>Cotchery, Jerricho</b>	<b>2014-2015</b>	<b>2</b>	<b>5</b>	<b>2.5</b>	<b>5</b>	<b>0</b>	<b>0</b>
Smart, Rod	2002-2005	1	5	5.0	5	0	0
Collins, Kerry	1995-1998	7	4	0.6	8	0	0
Stark, Rohn	1996	1	0	0.0	0	0	0
<b>Anderson, Derek</b>	<b>2011-2015</b>	<b>2</b>	<b>-2</b>	<b>-1.0</b>	<b>-1</b>	<b>0</b>	<b>0</b>
<b>Nortman, Brad</b>	<b>2012-2015</b>	<b>2</b>	<b>-2</b>	<b>-1.0</b>	<b>6</b>	<b>0</b>	<b>0</b>
Weinke, Chris	2001-2006	3	-3	-1.0	-1	0	0
<b>TOTAL</b>		<b>121</b>	<b>410</b>	<b>3.4</b>	<b>64</b>	<b>3</b>	<b>0</b>
<b>TEAM YEAR BY YEAR</b>	1996	51	172	3.4	12	0	1
	2003	131	570	4.4	64	4	1
	2005	88	382	4.3	31	1	1
	2008	15	75	5.0	31	1	0
	2013	24	93	3.9	11	0	0
	2014	71	320	4.5	35	1	1
	2015	105	414	3.9	59	6	1
<b>TOTAL</b>		<b>485</b>	<b>2026</b>	<b>4.2</b>	<b>77</b>	<b>13</b>	<b>5</b>



## ALL-TIME CAREER POSTSEASON RECEIVERS

RECEIVING YARDS	YEARS	REC	YDS	AVG	LONG	TDs	100-YD GAMES
Smith, Steve	2001-2013	51	856	16.8	70	8	3
Muhammad, Muhsin	1996-04; 2008-09	20	407	20.4	85t	2	2
<b>Olsen, Greg</b>	<b>2011-2015</b>	<b>27</b>	<b>381</b>	<b>14.1</b>	<b>54</b>	<b>1</b>	<b>1</b>
<b>Brown, Corey</b>	<b>2014-2015</b>	<b>15</b>	<b>276</b>	<b>18.4</b>	<b>86t</b>	<b>1</b>	<b>1</b>
<b>Ginn Jr., Ted</b>	<b>2013, 2015</b>	<b>10</b>	<b>230</b>	<b>23.0</b>	<b>59</b>	<b>0</b>	<b>1</b>
Carter, Drew	2004-2007	4	131	32.8	47t	1	0
Proehl, Ricky	2003-2005	9	125	13.9	31	1	0
<b>Benjamin, Kelvin</b>	<b>2014-2015</b>	<b>11</b>	<b>108</b>	<b>9.8</b>	<b>28</b>	<b>2</b>	<b>0</b>
Green, Willie	1995-1996	10	104	10.4	22	1	0
<b>Cotchery, Jerricho</b>	<b>2014-2015</b>	<b>13</b>	<b>95</b>	<b>7.3</b>	<b>13</b>	<b>0</b>	<b>0</b>
<b>Dickson, Ed</b>	<b>2014-2015</b>	<b>5</b>	<b>89</b>	<b>17.8</b>	<b>34</b>	<b>0</b>	<b>0</b>
<b>Funchess, Devin</b>	<b>2015</b>	<b>5</b>	<b>73</b>	<b>14.6</b>	<b>24</b>	<b>1</b>	<b>0</b>
Carrier, Mark	1995-1998	5	72	14.4	27	0	0
Hoover, Brad	2000-2009	9	64	7.1	11	0	0
Walls, Wesley	1996-2002	6	58	9.7	20	1	0
<b>Whittaker, Fozzy</b>	<b>2014-2015</b>	<b>2</b>	<b>53</b>	<b>26.5</b>	<b>39t</b>	<b>1</b>	<b>0</b>
<b>Stewart, Jonathan</b>	<b>2008-2015</b>	<b>9</b>	<b>49</b>	<b>5.4</b>	<b>18</b>	<b>0</b>	<b>0</b>
Wiggins, Jermaine	2002-2003	5	43	8.6	21	0	0
Foster, DeShaun	2002-2007	7	42	6.0	12	0	0
Colbert, Keary	2004-2007	3	40	13.3	25	0	0
Goings, Nick	2001-2008	4	39	9.8	14	0	0
LaFell, Brandon	2010-2013	4	34	8.5	13	0	0
<b>Tolbert, Mike</b>	<b>2012-2015</b>	<b>3</b>	<b>29</b>	<b>9.7</b>	<b>14</b>	<b>1</b>	<b>0</b>
Rosario, Dante	2007-2010	3	28	9.3	14	0	0
Jarrett, Dwayne	2007-2010	2	27	13.5	20	0	0
Robertson, Jamal	2004-2005	6	27	4.5	18	0	0
Griffith, Howard	1995-1996	5	24	4.8	11	1	0
Ismail, Raghib	1996-1998	1	24	24.0	24	0	0
Mangum, Kris	1997-2006	5	24	4.8	11	1	0
Davis, Stephen	2003-2005	2	23	11.5	21	0	0
Johnson, Anthony	1995-1999	2	23	11.5	14	0	0
<b>Bersin, Brandon</b>	<b>2014-2015</b>	<b>2</b>	<b>17</b>	<b>8.5</b>	<b>11</b>	<b>0</b>	<b>0</b>
Oliver, Winslow	1996-1998	2	10	5.0	5	0	0
Williams, DeAngelo	2006-2014	2	8	4.0	6	0	0
Artis-Payne, Cameron	2015	1	1	1.0	1	0	0
<b>TOTAL</b>		<b>270</b>	<b>3,634</b>	<b>13.5</b>	<b>85t</b>	<b>23</b>	<b>8</b>
<b>TEAM YEAR BY YEAR</b>	1996	31	315	10.2	27	3	0
	2003	59	987	16.7	85t	6	4
	2005	54	655	12.1	58t	5	1
	2008	17	205	12.1	35	1	0
	2013	16	267	16.7	59	1	1
	2014	41	444	10.8	39t	4	0
	2015	53	761	14.4	86t	3	2
<b>TOTAL</b>		<b>271</b>	<b>3634</b>	<b>13.4</b>	<b>91t</b>	<b>20</b>	<b>6</b>

## ALL-TIME CAREER POSTSEASON INTERCEPTORS

INTERCEPTORS	YEARS	INTS	YDS	AVG	LONG	TDs
Manning, Ricky	2003-2005	4	15	3.8	13	0
<b>Kuechly, Luke</b>	<b>2012-2015</b>	<b>3</b>	<b>37</b>	<b>12.3</b>	<b>22t</b>	<b>2</b>
Lucas, Ken	2005-2008	2	15	7.5	14	0
McCree, Marlon	2005	2	-9	-4.5	1	0
<b>Boston, Tre</b>	<b>2014-2015</b>	<b>2</b>	<b>16</b>	<b>8.0</b>	<b>11</b>	<b>0</b>
<b>Coleman, Kurt</b>	<b>2015</b>	<b>2</b>	<b>0</b>	<b>0.0</b>	<b>0</b>	<b>0</b>
Mills, Sam	1995-1997	2	34	17.0	24	0
Beason, Jon	2007-2013	1	4	4.0	4	0
Cota, Chad	1995-1997	1	49	49.0	49	0
<b>Ealy, Kony</b>	<b>2014-2015</b>	<b>1</b>	<b>19</b>	<b>19.0</b>	<b>0</b>	<b>0</b>
<b>Finnegan, Cortland</b>	<b>2015</b>	<b>1</b>	<b>0</b>	<b>0.0</b>	<b>0</b>	<b>0</b>
Grant, Deon	2000-2003	1	16	16.0	16	0
Howard, Reggie	2001-2003	1	12	12.0	12	0
Minter, Mike	1997-2006	1	-1	-1.0	-1	0
Morgan, Dan	2001-2007	1	-2	-2.0	-2	0
Peppers, Julius	2002-2009	1	34	34.0	34	0
Terrell, Pat	1995-1997	1	49	49.0	49	0
<b>TOTAL</b>		<b>27</b>	<b>288</b>	<b>10.7</b>	<b>97</b>	<b>2</b>

# ALL-TIME 300-YARD POSTSEASON PASSING GAMES

PLAYER	DATE	OPPONENT	ATT	CMP	YDS	TD	INT
Newton, Cam	1/24/2016	Arizona	28	19	335	2	1
Delhomme, Jake	2/1/2004	New England	33	16	323	3	0
Delhomme, Jake	1/15/2006	at Chicago	33	24	319	3	1

## ALL-TIME 100-YARD POSTSEASON RUSHING GAMES

PLAYER	DATE	OPPONENT	RSH	YDS	TD
Foster, DeShaun	1/8/2006	at New York Giants	27	151	0
Stewart, Jonathan	1/3/2015	Arizona	24	123	1
Stewart, Jonathan	1/17/2016	Seattle	19	106	2
Davis, Stephen	1/3/2004	Dallas	26	104	1
Johnson, Anthony	1/5/1997	Dallas	26	104	0

# ALL-TIME 100-YARD POSTSEASON RECEIVING GAMES

<b>Player</b>	<b>Date</b>	<b>Opponent</b>	<b>Rec</b>	<b>Yds</b>	<b>TD</b>
Smith, Steve	1/15/2006	at Chicago	12	218	2
Smith, Steve	1/10/2004	at St. Louis	6	163	1
Muhammad, Muhsin	2/1/2004	New England	4	140	1
Smith, Steve	1/3/2004	Dallas	5	135	1
Brown, Corey	1/24/2016	Arizona	4	113	1
Olsen, Greg	1/24/2016	Arizona	6	113	0
Ginn, Jr., Ted	1/12/2014	San Francisco	4	104	0
Muhammad, Muhsin	1/3/2004	Dallas	4	103	0

## OPPONENTS' ALL-TIME 300-YARD POSTSEASON PASSING GAMES

PLAYER	DATE	OPPONENT	ATT	CMP	YDS	TD	INT
Wilson, Russell	1/17/2016	Seattke	48	31	366	3	2
Brady, Tom	2/1/2004	at New England	48	32	354	3	1
Bulger, Marc	1/10/2004	St. Louis	46	27	332	0	3

# OPPONENTS' ALL-TIME 100-YARD POSTSEASON RUSHING GAMES

PLAYER	DATE	OPPONENT	RSH	YDS	TD
Alexander, Shaun	1/22/2006	at Seattle	34	132	2

## OPPONENTS' ALL-TIME 100-YARD POSTSEASON RECEIVING GAMES

PLAYER	DATE	OPPONENT	REC	YDS	TD
Fitzgerald, Larry	1/10/2009	Arizona	8	166	1
Branch, Deion	2/1/2004	at New England	10	143	1
Boldin, Anquan	1/12/2014	San Francisco	8	136	0
Kearse, Jermaine	1/10/2014	at Seattle	3	129	1
Levens, Dorsey	1/12/1997	at Green Bay	5	117	1
Bruce, Isaac	1/10/2004	at St. Louis	7	116	0
Kearse, Jermaine	1/17/2016	Seattle	11	110	2





***UPDATED  
PLAYER  
BIOGRAPHIES***

# QUARTERBACKS

**3** Derek **ANDERSON** 6-6 230 Oregon State 11 FA '11  
 GP/GS/DNP/IA: (3/0/13/0) Career GP/GS: (62/43) [1/0]

## Derek Anderson's 2015 Regular Season Stats

GP/GS	Att	Cmp	Pct	Yds	TD	Int	Long	Rsh	Yds	TD	QB Rating	Sk/Yds
3/0	6	4	66.7	36	0	0	24	7	-2	0	82.6	0/0

## Derek Anderson's 2015 Postseason Stats

GP/GS	Att	Cmp	Pct	Yds	TD	Int	Long	Rsh	Yds	TD	QB Rating	Sk/Yds
1/0	0	0	0.0	0	0	0	0	2	-2	0	0.0	0/0

SEASON NOTES: (9/13 at JACKSONVILLE)...Dressed but did not play...(9/20 vs. HOUSTON)...Dressed but did not play...(9/27 vs. NEW ORLEANS)...Dressed but did not play...(10/4 at TAMPA BAY)...Dressed but did not play...(10/18 at SEATTLE)...Dressed but did not play...(10/25 vs PHILADELPHIA)...Dressed but did not play...(11/2 vs. INDIANAPOLIS)...Dressed but did not play...(11/8 vs. GREEN BAY)...Dressed but did not play...(11/15 at TENNESSEE)...Dressed but did not play...(11/22 vs. WASHINGTON)...Saw action as a reserve quarterback...rushed twice for two yards...(11/26 at DALLAS)...Dressed but did not play...(12/6 at NEW ORLEANS)...Dressed but did not play...(12/13 vs. ATLANTA)...Saw action as the reserve quarterback...Completed four-of-six passes for 36 yards...(12/20 at NEW YORK GIANTS)...Dressed but did not play...(12/27 at ATLANTA)...Dressed but did not play...(1/3 vs. TAMPA BAY)...Saw action as a reserve quarterback...(\*1/17 vs. SEATTLE)...Dressed but did not play...(\*\*1/24 vs. ARIZONA)...Saw his first career playoff action as a reserve quarterback...(\*\*\*)2/7 SUPER BOWL 50 vs. DENVER)...Dressed but did not play.

\*NFC Divisional Playoff  
 \*\*NFC Championship  
 \*\*\*Super Bowl

# 1 Cam NEWTON

GP/GS/DNP/IA: (16/16/0/0)

6-5 245 Auburn  
Career GP/GS: (78/78) [6/6]

5 D1 '11

## HONORS:

AP NFL MVP; AP NFL Offensive Player of the Year; AP All-Pro First Team; Pro Bowl; PFWA NFL MVP; PFWA NFL Offensive Player of the Year; PFWA All-NFL; Sporting News NFL Offensive Player of the Year; Sporting News All-Pro; Sports Illustrated NFL MVP; NFC Offensive Player of the Week (Weeks 9, 11, 13, 15, 17); Maxwell Club – Player of the Year.

## REGULAR SEASON HIGHLIGHTS:

- Named NFC Offensive Player of the Week five times in 2015 (Weeks 9, 11, 13, 15, 17), tied for the most in a season in NFL history (Tom Brady, 2007)...First player to win five Player of the Week Awards in a nine-week span within a season.
- Directed an offense that helped the Panthers set team records with 500 points, 59 touchdowns and 357 total first downs.
- The only quarterback in NFL history with 100-plus touchdown passes (117) and 25-plus rushing touchdowns (43) in a player's first five seasons...Newton's 160 total touchdowns are the second-most by a quarterback in his first five seasons in NFL history...Has produced 21,470 combined rushing and passing yards, the most in a player's first five seasons.
- Has 31 games with both a passing and rushing touchdown, tied for the most in NFL history with Pro Football Hall of Famer Steve Young.
- One of just three players in NFL history, along with Peyton Manning of the Indianapolis Colts from 1998-2002 and Andy Dalton of the Cincinnati Bengals from 2011-15, to have at least 3,000 passing yards in each of their first five seasons.
- Rushed for 636 yards in 2015, his fifth consecutive of at least 500 rushing yards...Joins Randall Cunningham and Michael Vick (six each) as the only quarterbacks with five or more 500-yard rushing seasons in a career...Only player in NFL history to have five seasons with 3,000 or more passing yards and 500 or more rushing yards at any point in a career.
- Finished 2015 with a career-high 99.4 passer rating, eighth-best and bettering his previous career-high of 88.8 in 2013.
- Finished 2015 with an NFL-leading 45 total touchdowns... First player in NFL history with at least 30 passing touchdowns (35) and 10 rushing touchdowns (10) in a single season.
- Produced four game-winning drives, tied for most in the NFL.
- Passed Steve Beuerlein for 2<sup>nd</sup> on the Panthers all-time passing touchdown lists in a Week 3 victory against the New Orleans Saints (9/27/15).
- Led an eight play 80-yard drive to throw the game-winning touchdown pass with :32 seconds left to defeat the Seattle Seahawks in Week 6 (10/18/15), the ninth game-winning drive of his career and first of the season.
- Led his second game-winning drive of the season in Week 8 vs. Indianapolis (11/3/15)...Marked the first home overtime win in franchise history.
- Tied Kordell Stewart for second-most rushing touchdowns as a quarterback with the 38<sup>th</sup> rushing touchdown of his career in Week 9 vs. the Green Bay Packers (11/8/15)...Produced 15<sup>th</sup> career game with a rushing touchdown and at least two passing touchdowns...Just the third player in NFL history to have 15 such games (Fran Tarkenton, Steve Young).
- Passed Kordell Stewart for the second-most rushing touchdowns by a quarterback with his 39<sup>th</sup> career rushing touchdown in Week 10 against Tennessee (11/15/15)...Marked his 30<sup>th</sup> career game with both a passing touchdown and a rushing touchdown, second-most in NFL history behind Steve Young's 31.
- Threw for a career-high five touchdowns in a Week 11 victory over Washington (11/22/15)...The five touchdown passes tie the franchise-best mark set by Steve Beuerlein (vs. New Orleans 1/2/00)...Set a franchise record with four first half touchdowns.
- In Week 13 against New Orleans (12/6/15) Newton completed a personal best and team record 15 consecutive passes en route to tying his personal and team best of five touchdown passes...Tied his career high and franchise record with five touchdown passes...Helped offense set franchise record with 33 first downs and gain 497 total net yards, tied for the third-most in team history...Led his 11<sup>th</sup> career game-winning drive...Led an 11-play 75-yard drive to throw the game-winning touchdown pass with 1:05 left to defeat the Saints.

\*NFC Divisional Playoff  
\*\*NFC Championship  
\*\*\*Super Bowl

- Finished a Week 14 victory against Atlanta (12/13/15) with a career best passer rating of 153.3 by completing 15 of 21 passes for 265 yards and three touchdowns in three quarters of action.
- With 100 yards rushing in Week 15 against the New York Giants (12/20/15) Newton became the first player in NFL history to rush for 100 yards while also throwing for over 300 yards and have five passing touchdowns in a game...Led the Panthers 49 yards on eight plays in 1:46 to set up a 43-yard field goal from Graham Gano as time expired.
- Scored his 42<sup>nd</sup> and 43<sup>rd</sup> career rushing touchdown in Week 17 against Tampa Bay (1/3/16), tying the record for most career rushing touchdowns for a quarterback since the merger in 1970. He also threw for two touchdowns in the contest marking his 31<sup>st</sup> career game with a passing and rushing touchdown, also tying that record.

POSTSEASON HIGHLIGHTS:

- Finished the divisional round game against the Seattle Seahawks with a playoff career-high passer rating of 108.3.
- Directed an offense in the NFC Championship vs. Arizona that scored 49 points, the second-most points scored in conference championship game since the AFL-NFL merger in 1970...Accounted for four touchdowns and is one of four quarterbacks in NFL history that have produced multiple rushing and passing touchdowns in the same postseason game.

Cam Newton's 2015 Regular Season Stats

GP/GS	Att	Cmp	Pct	Yds	TD	Int	Long	Rsh	Yds	TD	QB Rating	Sk/Yds
16/16	495	296	59.8	3837	35	10	74t	132	636	10	99.4	33/284

Cam Newton's 2015 Postseason Stats

GP/GS	Att	Cmp	Pct	Yds	TD	Int	Long	Rsh	Yds	TD	QB Rating	Sk/Yds
3/3	91	53	58.2	761	3	2	86t	27	95	2	87.3	6/85

SEASON NOTES: (9/13 at JACKSONVILLE)...Started at quarterback and completed 18-of-31 passes for 175 yards and one touchdown with a passer rating of 71.3...(9/20 vs. HOUSTON)...Started at quarterback and completed 18-of-37 passes for 195 yards while also leading the team in rushing with 10 carries for 76 yards and a touchdown...(9/27 vs. NEW ORLEANS)...Started at quarterback and completed 20-of-31 passes for 315 yards and two touchdowns with a passer rating of 119.7...This marks the eighth time Newton has passed for 300 or more yards in a game...added 7 rushes for 33 yards and a touchdown...(10/4 at TAMPA BAY)...Started at quarterback and completed 11-of-22 passes for 124 yards and two touchdowns for a passer rating of 97.5...Also rushed for 51 yards on 12 carries...(10/18 at SEATTLE)...Started at quarterback and completed 20-of-36 passes for 269 yards and rushed for 30 yards on 7 attempts...Threw the game-winning 26-yard touchdown pass to Greg Olsen with :32 seconds left to record his ninth career game-winning drive...(10/25 vs. PHILADELPHIA)...Started at quarterback and threw 24 times for 14 completions and 197 yards and one touchdown...Also rushed four times for 20 yards and a touchdown...(11/2 vs. INDIANAPOLIS)...Started at quarterback and threw for 248 yards on 16 completions for 2 touchdowns...also added 41 yards on ten rushing attempts...(11/8 vs. GREEN BAY)...Started at quarterback and threw for 297 yards while going 15-for-30 on drop backs and throwing three touchdowns...Also rushed nine times for 57 yards and a score...(11/15 at TENNESSEE)...Started at quarterback and completed 21-of-26 passes for 217 yards and a touchdown...Rushed nine times for 23 yards and a touchdown...The rushing touchdown was the 39<sup>th</sup> of his career and moved him into second all-time for a quarterback...(11/22 vs. WASHINGTON)...Started at quarterback and tied a franchise-best and set a new career-high with five touchdown passes while completing 21-of-34 passes for 246 yards and a season high passer rating of 123.3...added 16 yards on four rush attempts...Became the first quarterback in NFL history with 100-plus passing touchdowns (102) and 25-plus rushing touchdowns (39)...(11/26 at DALLAS)...Started at quarterback and completed 16-of-27 passes for 183 yards and rushed twelve times for 45 yards and a

\*NFC Divisional Playoff  
 \*\*NFC Championship  
 \*\*\*Super Bowl

touchdown...(12/6 at NEW ORLEANS)...Started at quarterback and completed 28-of-41 passes for 331 yards and threw for five touchdowns for the second time this season...Rushed ten times for 49 yards including a long of 30 yards...Became the first quarterback in NFL history to rush for over 3000 yards in their first five seasons...(12/13 vs. ATLANTA)...Started at quarterback and completed 15 of 21 passes for 265 yards and three touchdowns in three quarters of action...Finished the game with a career-best passer rating of 153.3...(12/20 at NEW YORK GIANTS)...Started at quarterback and threw 45 times while completing 25 for 340 yards and five touchdowns...the five touchdown passes mark the third time this season he has thrown five touchdown passes making him the fifth quarterback in league history to accomplish the feat...Added 100 yards rushing to become the first player in league history to throw for 300 yards and five touchdowns and rush for 100 yards in a single game...Finished with a passer rating of 116.9...(12/27 at ATLANTA)...Started at quarterback and had 17 completions on 30 attempts for 142 yards...added seven rushes for 46 yards and a touchdown...(1/3 vs. TAMPA BAY)...Started at quarterback where he completed 21-of-26 attempts for 293 yards and two touchdowns for a passer rating of 139.3...Also rushed for two scores on six carries for ten yards...With his performance this week Newton became the all-time leader for combined passing and rushing yards in a player's first five seasons (21,560)...Newton also tied the record for most rushing touchdowns by a quarterback (43) and most games with a rushing and passing touchdown (31) for a player's career...(\*1/17 vs. SEATTLE)...Started at quarterback and completed 16 passes on 22 attempts for one touchdown...finished with a playoff career high passer rating of 108.3...(\*\*1/24 vs. ARIZONA)...Started at quarterback and went 19-for-28 for 335 yards and two touchdowns...Rushed ten times for 47 yards and two touchdowns...Raised his playoff career high passer rating to 113.4 with the effort...(\*\*\*2/7 SUPER BOWL 50 vs. DENVER)...Started at quarterback where he completed 18 of 45 passes for 265 yards...Newton also rushed six times for 45 yards.

\*NFC Divisional Playoff  
\*\*NFC Championship  
\*\*\*Super Bowl

14 Joe WEBB 6-4 230 Alabama-Birmingham 5 FA '14  
 GP/GS/DNP/IA: (16/0/0/0) Career GP/GS: (56/4) [6/1]

Joe Webb's 2015 Regular Season Stats

GP/GS	Att	Cmp	Pct	Yds	TD	Int	Long	Rsh	Yds	TD	QB Rating	Sk/Yds
16/0	0	0	0	0	0	0	0	1	-1	0	0	0/0

2015 Kickoff Return Stats

No.	Yds.	Avg.	FC	Long	TD
8	178	22.3	0	27	0

Joe Webb's 2015 Postseason Stats

GP/GS	Att	Cmp	Pct	Yds	TD	Int	Long	Rsh	Yds	TD	QB Rating	Sk/Yds
3/0	0	0	0.0	0	0	0	0	0	0	0	0.0	0/0

2015 Postseason Kickoff Return Stats

No.	Yds.	Avg.	FC	Long	TD
5	83	16.6	0	25	0

SEASON NOTES: (9/13 at JACKSONVILLE)...Saw action on special teams...(9/20 vs. HOUSTON)...Saw action on special teams...(9/27 vs. NEW ORLEANS)...Returned one kickoff for 15 yards...(10/4 at TAMPA BAY)...Saw action on special teams...(10/18 at SEATTLE)...Saw action on special teams...(10/25 vs. PHILADELPHIA)...Saw action on special teams...(11/2 vs. INDIANAPOLIS)...Saw action on special teams...(11/8 vs. GREEN BAY)...Saw action as a reserve quarterback and had one rush...Saw action on special teams and had one kickoff return for a season long of 25 yards...(11/15 at TENNESSEE)...Saw action on special teams...(11/22 vs. WASHINGTON)...Served as a reserve wide receiver...Saw action on special teams...returned one kickoff for 23 yards...(11/26 at DALLAS)...Saw action on special teams...(12/6 at NEW ORLEANS)...Saw action on special teams...(12/13 vs. ATLANTA)...Saw action as a reserve wide receiver as well as on special teams...(12/20 at NEW YORK GIANTS)...Saw action on special teams...Returned three kickoffs for an average of 21.3 yards...(12/27 at ATLANTA)...Saw action on special teams...(1/3 vs. TAMPA BAY)...Saw action on special teams...recovered a fumbled punt return and returned the ball 14 yards down to the Tampa Bay three yardline to set up a Panthers touchdown...(\*1/17 vs. SEATTLE)...Saw action on special teams...Returned four kickoffs for a total of 59 yards...(\*\*1/24 vs. ARIZONA)...Saw action as a reserve quarterback as well as on special teams...(\*\*\*2/7 vs. DENVER)...Saw action on offense as well as on special teams where he returned one kickoff for 24 yards...

\*NFC Divisional Playoff  
 \*\*NFC Championship  
 \*\*\*Super Bowl

## RUNNING BACKS

**34** Cameron **ARTIS-PAYNE** 5-10 220 Auburn R D1 '06  
 GP/GS/DNP/INA: (7/0/2/7) Career GP/GS: (7/0) [1/0]

REGULAR SEASON HIGHLIGHTS:

- Scored his first career touchdown on an eleven yard rush in Week 17 against the Tampa Bay Buccaneers (1/3/16).

Cameron Artis-Payne's 2015 Regular Season Stats

GP/GS	Rsh	Yds	Avg	Long	TD	Rec	Yds	Avg	Long	TD
7/0	45	183	4.1	31	1	5	58	11.6	20	0

Cameron Artis-Payne's 2015 Postseason Stats

GP/GS	Rsh	Yds	Avg	Long	TD	Rec	Yds	Avg	Long	TD
1/0	3	7	2.3	3	0	1	1	1.0	1	0

SEASON NOTES: (9/13 at JACKSONVILLE)...Served as a reserve running back and also saw action on special teams...(9/20 vs. HOUSTON)...Inactive...(9/27 vs. NEW ORLEANS)...Served as a reserve running back and recorded his first NFL carry by gaining 6 yards on 3 attempts...(10/4 at TAMPA BAY)...Served as a reserve running back and rushed for career highs of 6 carries for 25 yards including a long of 15 yards...(10/18 at SEATTLE)...Dressed but did not play...(10/25 vs. PHILADELPHIA)...Saw action as a reserve running back and recorded one carry...(11/2 vs. INDIANAPOLIS)...Dressed but did not play...(11/8 vs. GREEN BAY)...Inactive...(11/15 at TENNESSEE)...Inactive...(11/22 vs. WASHINGTON)...Inactive...(11/26 at DALLAS)...Inactive...(12/6 at NEW ORLEANS)...Inactive...(12/13 vs. ATLANTA)...Inactive...(12/20 at NEW YORK GIANTS)...Served as a reserve running back and had a career high and team-leading 14 carries for 59 yards including a career-long of 26 yards...Added his first two career catches for 34 yards...(12/27 at ATLANTA)...Served as a reserve running back and carried the ball five times for 49 yards with a career long of 31 yards...Added one catch for seven yards...(1/3 vs. TAMPA BAY)...Served as a reserve running back where he had 14 carries for 44 yards to go along with two catches for 17 yards...Had his first career touchdown on an eleven yard rush...(\*1/17 vs. SEATTLE)...Served as a reserve running back and carried the ball three times...(\*\*1/24 vs. ARIZONA)...Inactive...(\*\*\*)2/7 vs. DENVER)...Inactive...

\*NFC Divisional Playoff  
 \*\*NFC Championship  
 \*\*\*Super Bowl

28 Jonathan STEWART 5-10 235 Oregon 8 D1 '08  
 GP/GS/DNP/INA: (13/13/0/3) Career GP/GS: (103/41) [6/5]

HONORS:  
 Pro Bowl.

REGULAR SEASON HIGHLIGHTS:

- Contributed to an offense that helped the Panthers set team records with 500 points, 59 touchdowns and 357 total first downs.
- 989 rushing yards ranked eighth in the NFL...Rushed a career-high 242 times, the seventh-most in the NFL...Six touchdowns are his most since he tallied 10 touchdowns in back-to-back seasons in 2008 and 2009. In 2015, Carolina rushed for 142.6 yards per game, the second-highest mark in the NFL.
- With 50 yards on 10 carries in a Week 4 victory at Tampa Bay (10/4/2015), Stewart surpassed the 5,000 career rushing yards mark...He joined DeAngelo Williams (6,846 from 2006-2014) as the only players in team history with at least 5,000 rushing yards
- In a Week 7 victory against the Philadelphia Eagles (10/25/2015), Stewart rushed for 100 yards for the 12<sup>th</sup> time in his career...Performance broke a streak of 18 consecutive games in which the Eagles had not allowed a 100-yard rusher.
- Played in his 100<sup>th</sup> career game in a Week 11 victory over Washington (11/22/15).
- With 21 carries in a Week 13 victory over New Orleans (12/6/15) Stewart set a new career-high of 232 carries on the season.
- With 89 total yards in Week 14 against Atlanta (12/13/2015) Stewart surpassed 1,000 all-purpose yards for the third time of his career and the first time since 2011.

POSTSEASON HIGHLIGHTS:

- Rushed 19 times for 106 yards and a playoff career high two touchdowns against the Seattle Seahawks in the divisional round (1/17/16).
- Part of an offense in the NFC Championship vs. Arizona that scored 49 points, the second-most points scored in conference championship game since the AFL-NFL merger in 1970.

Jonathan Stewart's 2015 Regular Season Stats

GP/GS	Rsh	Yds	Avg	Long	TD	Rec	Yds	Avg	Long	TD
13/13	242	989	4.1	44	6	16	99	6.2	15	1

Jonathan Stewart's 2015 Postseason Stats

GP/GS	Rsh	Yds	Avg	Long	TD	Rec	Yds	Avg	Long	TD
3/3	50	218	4.4	59	3	4	9	2.5	5	0

SEASON NOTES: (9/13 at JACKSONVILLE)...Started at running back and rushed for a team high 56 yards on 18 carries to go along with four receptions for 25 yards...(9/20 vs. HOUSTON)...Started at running back and had 17 carries for 62 yards...(9/27 vs. NEW ORLEANS)...Started at running back and carried the ball 14 times for a team leading 52 yards...(10/4 at TAMPA BAY)...Started at running back and rushed 10 times for 50 yards...(10/18 at SEATTLE)...Started at running back and ran for season highs of 20 carries for 78 yards and two touchdowns while adding one catch for eight yards...The two scores marked his first for the season and the first game with multiple rushing touchdowns since a 2009 game vs. Atlanta...(10/25 vs. PHILADELPHIA)...Started at running back and rushed for 125 yards on 24 carries...This marked the first time going over 100-yards rushing on the season...(11/2 vs.

\*NFC Divisional Playoff  
 \*\*NFC Championship  
 \*\*\*Super Bowl



INDIANAPOLIS)...Started at running back and rushed 24 times for 82 yards and a touchdown...The touchdown marked the 3<sup>rd</sup> on the season for him...(11/8 vs. GREEN BAY)...Started at running back and had 20 carries for 66 yards while adding one catch for two yards...(11/15 at TENNESSEE)...Started at running back and rushed for 91 yards and a 16-yard touchdown in 21 attempts...The rushing touchdown was his fourth of the season, surpassing his season total of rushing touchdowns from 2014...(11/22 vs. WASHINGTON)...Started at running back and rushed 21 times for 102 yards...added one catch for 12 yards and a touchdown...(11/26 at DALLAS)...Started at running back and carried the ball 21 times for 68 yards while adding nine yards on three catches...(12/6 at NEW ORLEANS)...Started at running back and carried the ball 21 times for 82 yards and a touchdown...added three catches on three targets for 31 yards...(12/13 vs. ATLANTA)...Started at running back and carried the ball ten times for 75 yards and a touchdown in one half of action...Added one catch for 14 yards...Passed 1,000 all-purpose yards on the season while adding his season-long run of 44 yards...(12/20 at NEW YORK GIANTS)...Inactive with a foot injury...(12/27 at ATLANTA)...Inactive with a foot injury...(1/3 vs. TAMPA BAY)...Inactive with a foot injury...(\*1/17 vs. SEATTLE)...Started at running back and rushed 19 times for 106 yards and a playoff career high 2 touchdowns...Caught one pass for five yards...(\*\*1/24 vs. ARIZONA)...Started at running back and carried the ball 19 times for 83 yards...Added two catches for five yards...(\*\*\*2/7 SUPER BOWL 50 vs. DENVER)...Started at running back where he had twelve carries for 29 yards and a touchdown to go along with one catch...

## 35 Mike TOLBERT

5-9 250 Coastal Carolina 8 UFA'12 (SD)  
 GP/GS/DNP/INA: (16/3/0/0) Career GP/GS: (115/42) [7/2]

### HONORS:

AP All-Pro First-Team; Pro Bowl.

### REGULAR SEASON HIGHLIGHTS:

- Contributed to an offense that helped the Panthers set team records with 500 points, 59 touchdowns and 357 total first downs.
- Played in his 100<sup>th</sup> career game in a Week 1 victory against the Jacksonville Jaguars (9/13/2015)
- Scored a pair of 2-yard touchdowns, one rushing and one receiving, in Week Seven vs. Philadelphia (10/25/2015)...First multi-touchdown game since he recorded two (one rushing, one passing) at Minnesota (10/13/2013).
- Recorded his longest reception (40 yards) as a Panthers in a Week Eight victory vs. Indianapolis (11/2/2015)
- 12-yard receiving touchdown in the second quarter of the Week Thirteen game at New Orleans (12/13/15) was his third receiving touchdown of 2015, tying his career high previously set in 2009 with the San Diego Chargers.

### POSTSEASON HIGHLIGHTS:

- Part of an offense in the NFC Championship vs. Arizona that scored 49 points, the second-most points scored in conference championship game since the AFL-NFL merger in 1970.

### Mike Tolbert's 2015 Regular Season Stats

GP/GS	Rsh	Yds	Avg	Long	TD	Rec	Yds	Avg	Long	TD
16/3	62	256	4.1	29	1	18	154	8.6	40	3

### 2015 Kickoff Return Stats

\*NFC Divisional Playoff  
 \*\*NFC Championship  
 \*\*\*Super Bowl

No.	Yds.	Avg.	FC	Long	TD
1	8	8.0	0	8	0

### Mike Tolbert's 2015 Postseason Stats

GP/GS	Rsh	Yds	Avg	Long	TD	Rec	Yds	Avg	Long	TD
3/0	15	39	2.6	11	0	1	14	14.0	14	0

SEASON NOTES: (9/13 at JACKSONVILLE)...Saw action at fullback and rushed once for 12 yards while adding one catch for six yards...Saw action on special teams...100<sup>th</sup> career game played...(9/20 vs. HOUSTON)...Saw action at fullback and carried the ball 5 times for 31 yards with a long run of 13 yards...Saw action on special teams...(9/27 vs. NEW ORLEANS)...Saw action at fullback where he carried the ball five times for 16 yards while also catching three passes for 28 yards...Saw action on special teams...(10/4 at TAMPA BAY)...Saw action at fullback and recorded three rushes for seven yards...Saw action on special teams...(10/18 at SEATTLE)...Made his first start of the season at fullback where he rushed three times for ten yards...(10/25 vs. PHILADELPHIA)...Saw action at fullback and rushed three times for 16 yards and a touchdown while adding one catch for two yards and another score...The two touchdowns marked his first scores of the season...(11/2 vs. INDIANAPOLIS)...Saw action at fullback and had one catch for 40 yards...Saw action on special teams...(11/8 vs. GREEN BAY)...Saw action at fullback and rushed three times for seven yards...Saw action on special teams...(11/15 at TENNESSEE)...Served as fullback where he rushed for five yards on three carries and had one catch for 16 yards...Saw action on special teams...(11/22 vs. WASHINGTON)...Saw action at fullback and had two catches for five yards and a touchdown...added a season high seven carries for five yards...Saw action on special teams...(11/26 at DALLAS)...Saw action at fullback where he rushed four times for 16 yards...Saw action on special teams...(12/6 at NEW ORLEANS)...Saw action at fullback where he rushed twice for 33 yards including a season long of 29 yards...Had two catches for 18 yards and a touchdown...The touchdown catch ties his career high for a season with three...Saw action on special teams...(12/13 vs. ATLANTA)...Saw action at fullback and carried the ball six times for 17 yards and added two catches for 13 yards...Saw action on special teams...(12/20 at NEW YORK GIANTS)...Started at fullback where he had five carries for ten yards...Saw action on special teams...(12/27 at ATLANTA)...Saw action at fullback where he had two carries for twelve yards to go along with two catches for 17 yards...Saw action on special teams...(1/3 vs. TAMPA BAY)...Started at running back where he had ten carries and led the team with 59 yards...Added one catch for five yards...Saw action on special teams...(\*1/17 vs. SEATTLE)...Started at fullback and carried the ball seven times for 17 yards...Saw action on special teams...(\*\*1/24 vs. ARIZONA)...Saw action as the main fullback where he had three carries for four yards and added 1 catch for 14 yards...Saw action on special teams...(\*\*\*2/7 SUPER BOWL 50 vs. DENVER)...Saw action at fullback where he had five carries for 18 yards...Saw action on special teams...

\*NFC Divisional Playoff  
 \*\*NFC Championship  
 \*\*\*Super Bowl

32 Brandon WEGHER 5-10 215 Morningside College R FA '15  
 GP/GS/DNP/INA: (1/0/0/15) Career GP/GS: (1/0)

Brandon Wegher's 2015 Regular Season Stats

GP/GS	Rsh	Yds	Avg	Long	TD	Rec	Yds	Avg	Long	TD
1/0	0	0	0.0	0	0	0	0	0.0	0	0

Brandon Wegher's 2015 Postseason Stats

GP/GS	Rsh	Yds	Avg	Long	TD	Rec	Yds	Avg	Long	TD
0/0	0	0	0.0	0	0	0	0	0.0	0	0

SEASON NOTES: (9/13 at JACKSONVILLE)...Inactive...(9/20 vs. HOUSTON)...Inactive...(9/27 vs. NEW ORLEANS)...Inactive...(10/4 at TAMPA BAY)...Inactive...(10/18 at SEATTLE)...Inactive...(10/25 vs. PHILADELPHIA)...Inactive...(11/2 vs. INDIANAPOLIS)...Inactive...(11/8 vs. GREEN BAY)...Inactive...(11/15 at TENNESSEE)...Inactive...(11/22 vs. WASHINGTON)...Inactive...(11/26 at DALLAS)...Inactive...(12/6 at NEW ORLEANS)...Inactive...(12/13 vs. ATLANTA)...Inactive...(12/20 at NEW YORK GIANTS)...Inactive...(12/27 at ATLANTA)...Inactive...(1/3 vs. TAMPA BAY)...Served as a reserve running back...Saw action on special teams...First career game action...(\*1/17 vs. SEATTLE)...Inactive...(\*\*1/24 vs. ARIZONA)...Inactive...(\*\*\*2/7 SUPER BOWL 50 vs. DENVER)...Inactive.

43 Fozzy WHITTAKER 5-10 205 Texas 3 FA '14  
 GP/GS/DNP/INA: (15/1/0/1) Career GP/GS: (39/4) [4/0]

Fozzy Whittaker's 2015 Regular Season Stats

GP/GS	Rsh	Yds	Avg	Long	TD	Rec	Yds	Avg	Long	TD
15/1	25	108	4.3	16t	1	12	64	5.3	15	0

2015 Kickoff Return Stats

No.	Yds.	Avg.	FC	Long	TD
9	209	23.2	0	33	0

Fozzy Whittaker's 2015 Postseason Stats

GP/GS	Rsh	Yds	Avg	Long	TD	Rec	Yds	Avg	Long	TD
2/0	6	24	4.0	15	0	1	14	14.0	14	0

2015 Postseason Kickoff Return Stats

No.	Yds.	Avg.	FC	Long	TD
2	37	18.5	0	19	0

SEASON NOTES: (9/13 at JACKSONVILLE)...Played as a reserve running back and had two carries for two yards to go along with two catches for three yards...Saw action on special teams...(9/20

\*NFC Divisional Playoff  
 \*\*NFC Championship  
 \*\*\*Super Bowl

vs. HOUSTON)...Played as a reserve running and rushed for three yards on one carry...Saw action as the teams primary kickoff returner and had one return for 33 yards...(9/27 vs. NEW ORLEANS)...Served as a reserve running back and caught one pass for 14 yards...Saw action on special teams...(10/4 at TAMPA BAY)...Served as a reserve running back and had one catch for 10 yards...Saw action as the primary kickoff returner with one return for 26 yards...(10/18 at SEATTLE)...Saw action as a reserve running back and recorded one rush for two yards and two catches for 21 yards...Saw action on special teams...(10/25 vs. PHILADELPHIA)...Saw action as a reserve running back and on special teams...Had one kickoff return for 27 yards...(11/2 vs. INDIANAPOLIS)...Saw action as a reserve running back where he recorded one rush for three yards...Saw action on special teams and returned 2 kickoffs for 37 total yards...(11/8 vs. GREEN BAY)...Saw action as a reserve running back and had two carries for 13 yards including his season long of 10 yards...Saw action on special teams...(11/15 at TENNESSEE)...Saw action on special teams...returned one kickoff for 22 yards...(11/22 vs. WASHINGTON)...Served as a reserve running back and had two rushes for six yards and one catch for two yards...Saw action on special teams...(11/26 at DALLAS)...Served as a reserve running back...Saw action on special teams...(12/6 at NEW ORLEANS)...Served as a reserve running back and had one carry for a season high of eleven yards...Saw action as the teams main kickoff returner...(12/13 vs. ATLANTA)...Served as a reserve running back and carried the ball eight times for 34 yards and his first touchdown of the season from 16 yards out...(12/20 at NEW YORK GIANTS)...Served as a reserve running back and carried the ball twice for two yards while adding two catches for 14 yards...Saw action on special teams...(12/27 at ATLANTA)...Started at running back and carried the ball five times for 32 yards and also had two catches for six yards...Saw action on special teams...(1/3 vs. TAMPA BAY)...Inactive with an ankle injury...(\*1/17 vs. SEATTLE)...Inactive with an ankle injury...(\*\*1/24 vs. ARIZONA)...Saw action as a reserve running back where he had two carries...Saw action as the primary kickoff returner on special teams...(\*\*\*2/7 SUPER BOWL 50 vs. DENVER)...Saw action as a reserve running back and tallied four carries for 26 yards and added one reception for 14 yards...Saw action on special teams where he returned one kickoff for 18 yards...

\*NFC Divisional Playoff  
\*\*NFC Championship  
\*\*\*Super Bowl

# WIDE RECEIVERS

**11 Brenton BERSIN** 6-3 210 Wofford 2 FA '13  
 GP/GS/DNP/INA: (9/2/0/5) Career GP/GS (24/3) [2/0]

## REGULAR SEASON HIGHLIGHTS:

- Tallied career highs of four catches and 54 yards in a Week 4 victory at Tampa Bay (10/4/2015)

## Brenton Bersin's 2015 Regular Season Stats

GP/GS	Rec	Yds	Avg	Long	TD	RSH	Yds	Avg	Long	TD
9/2	9	119	13.2	30	0	0	0	0.0	0	0

## 2015 Punt Return Stats

No.	Yds.	Avg.	FC	Long	TD
1	0	0.0	1	0	0

## Brenton Bersin's 2015 Postseason Stats

GP/GS	Rec	Yds	Avg	Long	TD	RSH	Yds	Avg	Long	TD
0/0	0	0	0.0	0	0	0	0	0.0	0	0

SEASON NOTES: (9/27 vs. NEW ORLEANS)...Started at wide receiver after being signed from the practice squad and caught one pass for 13 yards...Saw action on special teams...(10/4 at TAMPA BAY)...Started at wide receiver and recorded a team high and career best four catches for 54 yards...(10/18 at SEATTLE)...Saw action as a reserve receiver as well as on special teams...(10/25 vs. PHILADELPHIA)...Saw action as a reserve wide receiver as well as on special teams...(11/2 vs. INDIANAPOLIS)...Saw action as a reserve wide receiver as well as on special teams...(11/8 vs. GREEN BAY)...Saw action as a reserve wide receiver as well as on special teams...(11/15 at TENNESSEE)...Inactive...(11/22 vs. WASHINGTON)...Served as a reserve wide receiver where he had one catch for 15 yards...Saw action on special teams...(11/26 at DALLAS)...Served as a reserve wide receiver where he had one catch for 12 yards...Saw action on special teams...(12/6 at NEW ORLEANS)...Inactive...(12/13 vs. ATLANTA)...Inactive...(12/20 at NEW YORK GIANTS)...Inactive...(12/27 at ATLANTA)...Inactive...(1/3 vs. TAMPA BAY)...Saw action at wide receiver where he had two catches for 25 yards...Saw action on special teams...(\*1/17 vs. SEATTLE)...Inactive...(\*\*1/24 vs. ARIZONA)...Inactive...(\*\*\*2/7 vs. DENVER)...Inactive...

\*NFC Divisional Playoff  
 \*\*NFC Championship  
 \*\*\*Super Bowl

10 Corey BROWN 5-11 185 Ohio State 2 FA '14

GP/GS/DNP/INA: (14/11/0/2)

Career GP/GS (28/14) [5/2]

REGULAR SEASON HIGHLIGHTS:

- Produced career highs with 14 games played, 11 starts, 31 catches, 447 receiving yards and four touchdowns.
- In Week Nine vs. Green Bay (11/8/15), tallied a season-long 39-yard touchdown catch, his career-high third of the year...Part of a Carolina offense that posted a 15.8-yard receiving average, the third-highest mark in the NFL this season.

POSTSEASON HIGHLIGHTS:

- Scored his first career postseason touchdown on an 86 yard catch against Arizona in the NFC Championship game (1/24/16)...Catch was longest in the postseason in franchise history, surpassing Muhsin Muhammad's 85-yard touchdown catch in Super Bowl XXXVIII vs. New England (2/1/04)...Part of an offense in the NFC Championship vs. Arizona that scored 49 points, the second-most points scored in conference championship game since the AFL-NFL merger in 1970.
- Totaled a career-high 113 receiving yards in the NFC Championship vs. Arizona...Joined Greg Olsen who also produced 113 receiving yards to mark the Panthers first postseason game with two 100-yard receivers since Steve Smith (135) and Muhsin Muhammad (103) vs. Dallas (1/3/04).

Corey Brown's 2015 Regular Season Stats

GP/GS	Rec	Yds	Avg	Long	TD	RSH	Yds	Avg	Long	TD
14/10	31	447	14.4	39t	4	6	38	6.3	14	0

Corey Brown's 2015 Postseason Stats

GP/GS	Rec	Yds	Avg	Long	TD	RSH	Yds	Avg	Long	TD
3/1	10	215	21.5	86t	1	0	0	0.0	0	0

SEASON NOTES: (9/13 at JACKSONVILLE)...Started at wide receiver and caught two passes for 13 yards...(9/20 vs. HOUSTON)...Started at wide receiver and recorded 57 yards receiving on 3 catches including a long of 36 yards on a touchdown pass from Cam Newton to seal the Week 2 victory...(9/27 vs. NEW ORLEANS)...Started at wide receiver and recorded one rush for 12 yards...(10/4 at TAMPA BAY)...Started at wide receiver and caught one pass for three yards...(10/18 at SEATTLE)...Started at wide receiver and had two catches for 22 yards...Also rushed twice for fifteen yards...(10/25 vs. PHILADELPHIA)...Started at wide receiver and had 38 yards on three catches...(11/2 vs. INDIANAPOLIS)...Started at wide receiver and had three catches for 42 yards and a touchdown...Added one rush for a season long of 14 yards...(11/8 vs. GREEN BAY)...Started at wide receiver and had two catches for 50 yards including a season long 39 yard touchdown catch...(11/15 at TENNESSEE)...Saw action as wide receiver and recorded one catch for eight yards...(11/22 vs. WASHINGTON)...Inactive with a shoulder injury...(11/26 at DALLAS)...Inactive with a shoulder injury...(12/6 at NEW ORLEANS)...Saw action as a reserve wide receiver and caught 2 passes for 7 yards...(12/13 vs. ATLANTA)...Started at wide receiver and had three catches for 59 yards...Added one rush for nine yards...(12/20 at NEW YORK GIANTS)...Served as a reserve wide receiver where he hauled in three passes for 51 yards and a touchdown...The touchdown was his fourth of the year surpassing his rookie season total of three (2 receiving, 1 punt return)...(12/27 at ATLANTA)...Started at wide receiver and had three catches for 39 yards...(1/3 vs. TAMPA BAY)...Started at wide receiver and hauled in three passes for 58 yards...(\*1/17 vs. SEATTLE)...Saw action at wide receiver and caught two passes for 22 yards...(\*\*1/24 vs. ARIZONA)...Started at wide receiver and hauled in four passes for 113 yards including his first career playoff touchdown on an 86 yards reception...86-yard touchdown catch was

\*NFC Divisional Playoff  
\*\*NFC Championship  
\*\*\*Super Bowl

longest pass reception in Panthers postseason history, surpassing 85-yard touchdown catch by Muhsin Muhammad in Super Bowl XXXVIII vs. New England (2/1/04)...(\*\*2/7 SUPER BOWL 50 vs. DENVER)...Saw action at wide receiver where he caught four passes for 80 yards...Left game early in the second half with a concussion.

**82 Jerricho COTCHERY** 6-1 205 North Carolina State 12 UFA '14  
 GP/GS/DNP/INA: (14/3/0/2) Career GP/GS (175/89) [15/7]

REGULAR SEASON HIGHLIGHTS:

- Notched his 500<sup>th</sup> career reception in Week Ten at Tennessee (11/15/15).
- Caught game-winning 15-yard touchdown with 1:05 left in Week Thirteen at New Orleans (12/6/15).
- Contributed to an offense that helped the Panthers set team records with 500 points, 59 touchdowns and 357 total first downs.

POSTSEASON HIGHLIGHTS:

- Part of an offense in the NFC Championship vs. Arizona that scored 49 points, the second-most points scored in conference championship game since the AFL-NFL merger in 1970.

Jerricho Cotchery's 2015 Regular Season Stats

GP/GS	Rec	Yds	Avg	Long	TD	RSH	Yds	Avg	Long	TD
14/3	39	485	12.4	59	3	1	16	16.0	16	0

Jerricho Cotchery's 2015 Postseason Stats

GP/GS	Rec	Yds	Avg	Long	TD	RSH	Yds	Avg	Long	TD
3/1	7	56	8.0	12	0	0	0	0.0	0	0

SEASON NOTES: (9/13 at JACKSONVILLE)...Served as a reserve wide receiver and led all receivers in receptions with four for 45 yards and also scored the first touchdown of the season on a 7-yard pass from quarterback Cam Newton...(9/20) vs. HOUSTON)...Served as a reserve wide receiver and had one catch for 11 yards...left game with an ankle injury...(9/27 vs. NEW ORLEANS)...Inactive with an ankle injury...(10/4 at TAMPA BAY)...Inactive with an ankle injury...(10/18 at SEATTLE)...Saw action as a reserve wide receiver and had two catches for 21 yards...(10/25 vs. PHILADELPHIA)...Saw action as a reserve wide receiver and had one catch for 13 yards...(11/2 vs. INDIANAPOLIS)...Saw action as a reserve wide receiver and had two catches for 18 yards...(11/8 vs. GREEN BAY)...Saw action as a reserve wide receiver and had three receptions for 82 yards including a season long catch of 59 yards...(11/15 at TENNESSEE)...Started at wide receiver and hauled in two passes for six yards...(11/22 vs. WASHINGTON)...Served as a reserve wide receiver and hauled in 4 passes for 57 yards...(11/26 at DALLAS)...Served as a reserve wide receiver and had five catches for a team-high 73 yards...(12/6 at NEW ORLEANS)...Served as a reserve wide receiver where he caught 3 passes for 26 yards including a game-winning 15 yard touchdown catch with just over a minute remaining...(12/13 vs. ATLANTA)...Served as a reserve wide receiver and hauled in two passes for ten yards...(12/20 at NEW YORK GIANTS)...Served as a reserve wide receiver and caught four passes for 47 yards...(12/27 at ATLANTA)...Started at wide receiver where he had four catches for 24 yards while adding one rush for 16 yards...The rush matches his career long originally set in 2007 with the New York Jets...(1/3 vs. TAMPA BAY)...Started at wide receiver and caught two passes for 52 yards and a touchdown...(\*1/17 vs. SEATTLE)...Saw action at wide receiver and hauled in three passes for 22 yards...(\*\*1/24 vs. ARIZONA)...Started at wide receiver and caught two

\*NFC Divisional Playoff  
 \*\*NFC Championship  
 \*\*\*Super Bowl

passes for 17 yards...(\*\*2/7 SUPER BOWL 50 vs. DENVER)...Saw action at wide receiver where he hauled in two passes for 17 yards.

**17 Devin FUNCHNESS** 6-4 225 Michigan R D2 '15  
GP/GS/DNP/INA: (16/5/0/0) Career GP/GS (16/5) [3/3]

REGULAR SEASON HIGHLIGHTS:

- Contributed to an offense that helped the Panthers set team records with 500 points, 59 touchdowns and 357 total first downs.
- Five touchdown catches tied Keary Colbert (2004) for the second-most in Panthers history by a rookie.
- Recorded the first touchdown catch of his career in a Week 9 victory over the Green Bay Packers (11/8/15)...Part of a Carolina offense that posted a 15.8-yard receiving average, the third-highest mark in the NFL this season.
- Made his first career start in a Week 10 victory over the Washington Redskins (11/22/15)...Caught four passes for 64 yards and a touchdown.
- Set career highs in catches (7) and yards (120) in Week 17 against the Tampa Bay Buccaneers (1/3/16)...The 120 receiving yards are the second-most by a rookie in team history.

POSTSEASON HIGHLIGHTS:

- Recorded his first career postseason touchdown catch against Arizona in the NFC Championship (1/24/16).
- Part of an offense in the NFC Championship vs. Arizona that scored 49 points, the second-most points scored in conference championship game since the AFL-NFL merger in 1970.

Devin Funchess' 2015 Regular Season Stats

GP/GS	Rec	Yds	Avg	Long	TD	RSH	Yds	Avg	Long	TD
16/5	31	473	15.3	52	5	0	0	0	0	0

Devin Funchess' 2015 Postseason Stats

GP/GS	Rec	Yds	Avg	Long	TD	RSH	Yds	Avg	Long	TD
3/3	5	73	14.6	24	1	0	0	0.0	0	0

SEASON NOTES: (9/13 at JACKSONVILLE)...Served as a reserve wide receiver and recorded his first career catch on his only reception in the game for nine yards...(9/20 vs. HOUSTON)...Served as a reserve wide receiver and had one catch for 15 yards...(9/27 vs. NEW ORLEANS)...Served as a reserve wide receiver and had one catch for 14 yards...(10/4 at TAMPA BAY)...Served as a reserve wide receiver...Saw action on special teams...(10/18 at SEATTLE)...Saw action as a reserve wide receiver and had two catches for 24 yards...(10/25 vs. PHILADELPHIA)...Saw action as a reserve wide receiver and had one reception for 20 yards...(11/2 vs. INDIANAPOLIS)...Saw action as a reserve wide receiver and had one catch for eight yards...(11/8 GREEN BAY)...Served as a reserve wide receiver and had had three catches for 71 yards including a career-long 52 yard catch and his first career touchdown catch...(11/15 at TENNESSEE)...Saw action as a reserve wide receiver and had two catches for 41 yards on two targets...(11/22 vs. WASHINGTON)...Made first career start and had four catches for 64 yards and a touchdown...(11/26 at DALLAS)...Started at wide receiver and had two catches for 19 yards...(12/6 at NEW ORLEANS)...Started at wide receiver and had one catch for a 13 yard touchdown...(12/13 vs. ATLANTA)...Served as a reserve wide receiver where he had three catches for 25 yards...(12/20 at NEW YORK GIANTS)...Started at wide receiver and had two catches for 30 yards and a touchdown...(12/27 at ATLANTA)...Served as a reserved wide receiver...(1/3 vs. TAMPA BAY)...Started at wide receiver and led the team with seven catches for

\*NFC Divisional Playoff  
\*\*NFC Championship  
\*\*\*Super Bowl



120 yards and a touchdown...The catches and yardage are both career highs...(\*1/17 vs. SEATTLE)...Started at wide receiver and caught one pass for twelve yards in his first career playoff game...(\*\*1/24 vs. ARIZONA)...Started at wide receiver where he caught two passes for 21 yards and his first career postseason touchdown...(\*\*\*2/7 SUPER BOWL 50 vs. DENVER)...Started at wide receiver and caught two passes for 40 yards.

## 19 Ted GINN, JR.

5-11 185 Ohio State 9 FA '15

GP/GS/DNP/INA: (15/13/0/1)

Career GP/GS: (135/53) [10/1]

### REGULAR SEASON HIGHLIGHTS:

- Contributed to an offense that helped the Panthers set team records with 500 points, 59 touchdowns and 357 total first downs.
- Led the Panthers with a career-high 10 touchdown catches...First Panthers wide receiver with double-digit touchdowns since Steve Smith had 12 in 2005...Ranked second on the team with 44 receptions and 739 receiving yards...16.8-yard receiving average led the team and ranked eighth in the NFL.
- Recorded four games with multiple touchdowns in his career and all came in 2015.
- Notched career game with multiple touchdown catches, with scores from six and twelve yards, in a Week 4 victory at Tampa Bay (10/4/15)
- In Week Nine vs. Green Bay (11/8/15), contributed to a Carolina offense that posted a 15.8-yard receiving average, the third-highest mark in the NFL this season.
- Set a new career high with his 6<sup>th</sup> touchdown of the season in a Week 13 victory of New Orleans (12/6/15)... Marked his second career two touchdown game.
- Recorded back-to-back games with multiple touchdown catches for the first time in his career by catching two touchdown passes in a Week 14 victory over Atlanta (12/13/15)... First NFC player with 120 receiving yards and two receiving touchdowns in the first quarter since Green Bay's Javon Walker in 2004.Recorded his third straight game with multiple touchdown catches against the New York Giants in Week 15 (12/20/2015).

### POSTSEASON HIGHLIGHTS:

- Part of an offense in the NFC Championship vs. Arizona that scored 49 points, the second-most points scored in conference championship game since the AFL-NFL merger in 1970.

### Ted Ginn, Jr.'s 2015 Regular Season Stats

GP/GS	Rec	Yds	Avg	Long	TD	RSH	Yds	Avg	Long	TD
15/13	44	739	16.8	74t	10	4	60	15.0	43	0

### 2015 Punt Return Stats

No.	Yds.	Avg.	FC	Long	TD
27	277	10.3	22	37	0

### 2015 Kickoff Return Stats

No.	Yds.	Avg.	FC	Long	TD
1	8	8.0	0	8	0

### Ted Ginn, Jr.'s 2015 Postseason Stats

GP/GS	Rec	Yds	Avg	Long	TD	RSH	Yds	Avg	Long	TD
3/0	6	126	21.0	45	0	2	33	16.5	22t	1

\*NFC Divisional Playoff  
 \*\*NFC Championship  
 \*\*\*Super Bowl

## 2015 Postseason Punt Return Stats

No.	Yds.	Avg.	FC	Long	TD
6	40	6.7	3	32	0

SEASON NOTES: (9/13 at JACKSONVILLE)...Started at wide receiver and caught 2 passes for a team high 54 yards...Recorded three punt returns for 46 yards including a long of 37 yards...(9/20 vs. HOUSTON)...Started at wide receiver and tallied 4 catches for 41 yards including a 25 yard touchdown pass from Cam Newton...Served as the teams primary punt returner with four returns for 44 yards...(9/27 vs. NEW ORLEANS)...Started at wide receiver and had four catches for 93 yards including his longest regular season catch as a Panther of 55 yards...(10/4 at TAMPA BAY)...Started at wide receiver and had two catches for 18 yards for a career high two touchdowns...Returned two punts for five yards...(10/18 at SEATTLE)...Started at wide receiver and hauled in one pass for 18 yards...Returned two punts for 18 yards...(10/25 vs. PHILADELPHIA)...Started at wide receiver and led the team with five catches for 59 yards...Added one rush for a career-high 43 yards...Also saw action on special teams and returned one punt for five yards...(11/2 vs. INDIANAPOLIS)...Started at wide receiver and had two catches for 60 yards...Saw action on special teams where he returned two punts for 18 yards...(11/8 vs. GREEN BAY)...Started at wide receiver and had one catch for 20 yards...Saw action on special teams where he had five punt returns for 35 yards and one kickoff return for eight yards...(11/15 at TENNESSEE)...Started at wide receiver and tallied four catches for 45 yards...Saw action as the primary punt returner and had 4 returns for 61 yards...(11/22 vs. WASHINGTON)...Started at wide receiver and caught five passes for 37 yards and a touchdown while rushing twice for twelve yards...(11/26 at DALLAS)...Started at wide receiver and served as the team's primary punt returner...(12/6 at NEW ORLEANS)...Saw action as a reserve wide receiver where he had five catches for 80 yards and two touchdowns...The two scores mark his fifth and sixth touchdown catches of the season which tie and then break his previous career best...Saw action on special teams as the teams primary punt returner...(12/13 vs. ATLANTA)...Started at wide receiver where he had two catches for 120 yards and two touchdowns...His first catch went for a 74 yard touchdown which is the longest catch of his career...Both catches and touchdowns came in the first quarter of action...Served as the teams primary punt returner...(12/20 at NEW YORK GIANTS)...Saw action as wide receiver and caught 6 passes for 85 yards and two touchdowns for the third straight game...Saw action as the teams primary punt returner...(12/27 at ATLANTA)...Started at wide receiver and had one catch for nine yards...Served as the teams primary punt returner...(1/3 vs. TAMPA BAY)...Inactive with a knee injury...(\*1/17 vs. SEATTLE)...Saw action at wide receiver as well as on special teams as a punt returner...(\*\*1/24 vs. ARIZONA)...Saw action as a reserve wide receiver where he managed two catches for 52 yards...Carried the ball one time for a 22 yard touchdown...Saw action on special teams as the teams primary punt returner...(\*\*\*2/7 SUPER BOWL 50 vs. DENVER)...Saw action at wide receiver where he caught four passes for 74 yards including a long of 45.

\*NFC Divisional Playoff  
\*\*NFC Championship  
\*\*\*Super Bowl

81 Kevin NORWOOD 6-2 200 Alabama 2 TR '15 (SEA)  
GP/GS/DNP/INA: (1/0/0/15) Career GP/GS (10/2) [1/0]

Kevin Norwood's 2015 Regular Season Stats

GP/GS	Rec	Yds	Avg	Long	TD	RSH	Yds	Avg	Long	TD
1/0	0	0	0.0	0	0	0	0	0	0	0

Kevin Norwood's 2015 Postseason Stats

GP/GS	Rec	Yds	Avg	Long	TD	RSH	Yds	Avg	Long	TD
0/0	0	0	0.0	0	0	0	0	0.0	0	0

SEASON NOTES: (9/13 at JACKSONVILLE)...Inactive...(9/20 vs. HOUSTON)...Served as a reserve wide receiver in his first active game as a Panther...Saw action on special teams...(9/27 vs. NEW ORLEANS)...Inactive...(10/4 at TAMPA BAY)...Inactive...(10/18 at SEATTLE)...Inactive...(10/25 vs. PHILADELPHIA)...Inactive...(11/2 vs. INDIANAPOLIS)...Inactive...(11/8 vs. GREEN BAY)...Inactive...(11/15 at TENNESSEE)...Inactive...(11/22 vs. WASHINGTON)...Inactive...(11/26 at DALLAS)...Inactive...(12/6 at NEW ORLEANS)...Inactive...(12/13 vs. ATLANTA)...Inactive...(12/20 at NEW YORK GIANTS)...Inactive...(12/27 at ATLANTA)...Inactive...(1/3 vs. TAMPA BAY)...Inactive...(\*1/17 vs. SEATTLE)...Inactive...(\*\*1/24 vs. ARIZONA)...Inactive...(\*\*\*2/7 SUPER BOWL 50 vs. DENVER)...Inactive.

\*NFC Divisional Playoff  
\*\*NFC Championship  
\*\*\*Super Bowl

# TIGHT ENDS

84 Ed DICKSON

6-4 255 Oregon 6 UFA '14

GP/GS/DNP/INA: (16/11/0/0)

Career GP/GS: (96/65) [13/9]

## REGULAR SEASON HIGHLIGHTS:

- Contributed to an offense that helped the Panthers set team records with 500 points, 59 touchdowns and 357 total first downs.
- Scored on a 57 yard fumble recovery in a Week 4 victory at Tampa Bay (10/4/2015), the longest own fumble recovery touchdown in team history.

## POSTSEASON HIGHLIGHTS:

- Part of an offense in the NFC Championship vs. Arizona that scored 49 points, the second-most points scored in conference championship game since the AFL-NFL merger in 1970.

## Ed Dickson's 2015 Regular Season Stats

GP/GS	Rec	Yds	Avg	Long	TD	RSH	Yds	Avg	Long	TD
16/11	17	121	7.1	17	2	0	0	0	0	0

## 2015 Kickoff Return Stats

No.	Yds.	Avg.	FC	Long	TD
2	1	0.5	0	1	0

## Ed Dickson's 2015 Postseason Stats

GP/GS	Rec	Yds	Avg	Long	TD	RSH	Yds	Avg	Long	TD
3/2	2	22	11.0	16	0	0	0	0	0	0

SEASON NOTES: (9/13 at JACKSONVILLE)...Started at tight end and had one catch for nine yards...Saw action on special teams...(9/20 vs. HOUSTON)...Started at tight end...Saw action on special teams...(9/27 vs. NEW ORLEANS)...Served as a reserve tight end and had two catches for 19 yards...Saw action on special teams...(10/4 at TAMPA BAY)...Served as a reserve tight end and recorded one catch for eleven yards...Recovered a Jonathan Stewart fumble and ran 57 yards for a touchdown...Saw action on special teams...(10/18 at SEATTLE)...Saw action as a reserve tight end and had three catches for 24 yards...Saw action on special teams...(10/25 vs. PHILADELPHIA)...Started at tight end and saw action on special teams...(11/2 vs. INDIANAPOLIS)...Started at tight end and saw action on special teams...(11/8 vs. GREEN BAY)...Started at tight end and had one catch for six yards...Saw action on special teams...(11/15 at TENNESSEE)...Started at tight end and caught all three targets for 21 yards and his first receiving touchdown of the season...Saw action on special teams...(11/22 vs. WASHINGTON)...Started at tight end and saw action on special teams...(11/26 at DALLAS)...Started at tight and saw action on special teams...(12/6 at NEW ORLEANS)...Started at tight end and had three catches for 27 yards...Saw action on special teams...(12/13 vs. ATLANTA)...Started at tight end where he had one catch for four yards and a touchdown...Saw action on special teams...(12/20 at NEW YORK GIANTS)...Started at tight end and saw action on special teams...(12/27 at ATLANTA)...Saw action at tight end as well as on special teams...(1/3 vs. TAMPA BAY)...Served as a reserve tight end where he caught two passes...Saw action on special teams...(\*1/17 vs. SEATTLE)...Started at tight end and

\*NFC Divisional Playoff  
\*\*NFC Championship  
\*\*\*Super Bowl

caught two passes for 22 yards...Saw action on special teams...(\*\*1/24 vs. ARIZONA)...Saw action as a reserve tight end and on special teams...(\*\*2/7 SUPER BOWL 50 vs. DENVER)...Started at tight end and saw action on special teams...

## 88 Greg OLSEN

GP/GS/DNP/INA: (16/16/0/0)

6-5 253

Miami (Fla.)

9

TR '11 (CHI)

Career GP/GS: (142/116) [8/8]

### HONORS:

AP All-Pro Second-Team; Pro Bowl.

### REGULAR SEASON HIGHLIGHTS:

- Set a new career high for receiving yards in a season with 1104 yards on 77 receptions...Seventh tight end in NFL history with consecutive 1,000-yard seasons.
- Seven touchdown catches in 2015 make him the only active NFL tight end with five or more touchdowns in every season since 2008.
- Contributed to an offense that helped the Panthers set team records with 500 points, 59 touchdowns and 357 total first downs.
- Recorded a career high 134 yards receiving in a Week 3 victory over the New Orleans Saints (9/27/15)
- Caught a game-winning 26-yard touchdown pass from Cam Newton with :32 seconds left to beat the Seattle Seahawks in Week 6 (10/18/15)
- Recorded his 500<sup>th</sup> career reception on a 7-yard touchdown catch in a Week 9 victory against Green Bay (11/8/15)...Contributed to a Carolina offense that posted a 15.8-yard receiving average, the third-highest mark in the NFL this season.
- Passed Wesley Walls for second all-time in team history in receiving yards in a Week 11 victory over Washington (11/22/15).
- Set the record for most receptions by a tight end in team history in a Week 13 victory over New Orleans (12/6/15).
- Passed Kellen Winslow for eighth all-time in NFL history for receptions by a tight end with 542 in Week 17 against Tampa Bay (1/3/16).

### POSTSEASON HIGHLIGHTS:

- Part of an offense in the NFC Championship vs. Arizona that scored 49 points, the second-most points scored in conference championship game since the AFL-NFL merger in 1970.
- Totaled 113 receiving yards in the NFC Championship vs. Arizona...Joined Corey Brown who also produced 113 receiving yards to mark the Panthers first postseason game with two 100-yard receivers since Steve Smith (135) and Muhsin Muhammad (103) vs. Dallas (1/3/04).

### Greg Olsen's 2015 Regular Season Stats

GP/GS	Rec	Yds	Avg	Long	TD	RSH	Yds	Avg	Long	TD
16/16	77	1104	14.3	52	7	0	0	0	0	0

### Greg Olsen's 2015 Postseason Stats

GP/GS	Rec	Yds	Avg	Long	TD	RSH	Yds	Avg	Long	TD
3/3	16	231	14.4	54	1	0	0	0	0	0

SEASON NOTES: (9/13 at JACKSONVILLE)...Started at tight end and finished with one catch for 11 yards...(9/20 vs. HOUSTON)...Started at tight end and led the team in receptions and receiving yards with 6 catches for 70 yards...(9/27 vs. NEW ORLEANS)...Started at tight end and had a career high 134 yards on 8 catches with two touchdowns...Tied his career best with a 52 yard reception which is his longest as a member of the Panthers...This marks the fifth time Olsen has gained 100 yards receiving since joining the Panthers in 2011...(10/4 at TAMPA BAY)...Started at tight end and recorded two

\*NFC Divisional Playoff  
 \*\*NFC Championship  
 \*\*\*Super Bowl

catches for 28 yards...(10/18 at SEATTLE)...Started at tight end and recorded his second 100-yard receiving game of the season with 7 catches for 131 yards...caught the game winning touchdown pass with :32 seconds left...(10/25 vs. PHILADELPHIA)...Started at tight end and led the team with 65 yards receiving on 3 catches...(11/2 vs. INDIANAPOLIS)...Started at tight end and led the team with six catches on twelve targets for 79 yards and a touchdown...(11/8 vs. GREEN BAY)...Started at tight end and recorded 4 catches for 66 yards and a touchdown...Recorded his 500<sup>th</sup> career catch on a 7-yard touchdown reception in the second quarter...Became the only active tight end with five or more touchdown catches in every season since 2008...(11/15 at TENNESSEE)...Started at tight end and led the team with eight catches on as many targets for 80 yards...(11/22 vs. WASHINGTON)...Started at tight end and had three catches for 54 yards...Passed Wesley Walls to move into second in franchise history in receiving yards...(11/26 at DALLAS)...Started at tight end and caught five passes for 70 yards...Tied Wesley Walls for most catches by a tight end in franchise history with 324...(12/6 at NEW ORLEANS)...Started at tight end and hauled in nine passes for 129 yards...Set the franchise mark for receptions by a tight end...(12/13 vs. ATLANTA)...Started at tight end and caught three passes for 52 yards in one half of action...(12/20 at NEW YORK GIANTS)...Started at tight end and caught six passes for 79 yards and a touchdown...Reached 1000 yards on the season for the second consecutive year and the second time in his career...(12/27 at ATLANTA)...Started at tight end where he had four catches for a team-high 40 yards...(1/3 vs. TAMPA BAY)...Started at tight end caught two passes for 16 yards...Moved into eighth place on the all-time receptions by a tight end list...Surpassed his career high for receiving yards he set last year...(\*1/17 vs. SEATTLE)...Started at tight end and caught all six targets to lead the team with 77 yards and a touchdown...(\*\*1/24 vs. ARIZONA)...Started at tight end and had six catches for 113 yards...(\*\*\*2/7 SUPER BOWL 50 vs. DENVER)...Started at tight end where he managed four catches for 41 yards.

**80** **scott Simonson**      6-5   250      Assumption      1      FA '15  
 GP/GS/DNP/INA: (9/0/0/2)      Career GP/GS: (12/0) [0/0]

REGULAR SEASON HIGHLIGHTS:

- Recorded the first reception of his career in a Week 14 victory over Atlanta (12/13/15).

Scott Simonson's 2015 Regular Season Stats

GP/GS	Rec	Yds	Avg	Long	TD	RSH	Yds	Avg	Long	TD
9/0	1	10	10.0	10	0	0	0	0	0	0

Scott Simonson's 2015 Postseason Stats

GP/GS	Rec	Yds	Avg	Long	TD	RSH	Yds	Avg	Long	TD
1/0	0	0	0.0	0	0	0	0	0	0	0

SEASON NOTES: Signed to active roster on 10/23/15 from the practice squad...(10/25 vs. PHILADELPHIA)...Inactive...(11/2 vs. INDIANAPOLIS)...Saw action on special teams...(11/8 vs. GREEN BAY)...Inactive...(11/15 at TENNESSEE)...Saw action as a reserve tight end as well as on special teams...(11/22 vs. WASHINGTON)...Saw action as a reserve tight end as well as on special teams...(11/26 at DALLAS)...Saw action as a reserve tight end as well as on special teams...(12/6 at NEW ORLEANS)...Saw action as a reserve tight end as well as on special teams...(12/13 vs.

\*NFC Divisional Playoff  
 \*\*NFC Championship  
 \*\*\*Super Bowl

ATLANTA)...Served as a reserve tight end where he had one catch for ten yards...The catch marked his first catch as a Panthers as well as his first NFL reception...Saw action on special teams...(12/20 at NEW YORK GIANTS)...Saw action on special teams...(12/27 at ATLANTA)...Saw action on special teams...(1/3 vs. TAMPA BAY)...Served as a reserve tight end...Saw action on special teams...(\*1/17 vs. SEATTLE)...Saw action on special teams...(\*\*1/24 vs. ARIZONA)...Saw action as a reserve tight end as well as on special teams...(\*\*\*2/7 vs. DENVER)...Saw action on special teams...

\*NFC Divisional Playoff  
\*\*NFC Championship  
\*\*\*Super Bowl

# OFFENSIVE LINE

67 Ryan KALIL

6-2 300 Southern Cal 9 D2b '07

GP/GS/DNP/INA: (15/15/0/1)

Career GP/GS: (118/115) [7/7]

## HONORS:

AP All-Pro First-Team; Pro Bowl; PFWA All-NFL; Sporting News All-Pro.

## REGULAR SEASON HIGHLIGHTS:

- Part of an offense that led the league in rushing yards per game and points per game for the season.
- Contributed to an offense that helped the Panthers set team records with 500 points, 59 touchdowns and 357 total first downs.
- Blocking efforts helped Carolina rush for 142.6 yards per game, the second-highest mark in the NFL.
- Helped the offense reach 133 total yards rushing in a Week 4 victory at Tampa Bay (10/4/15) which was a team-record 15<sup>th</sup> consecutive game over the 100 yards rushing mark
- Part of an offensive line that did not allow a sack in Week Nine vs. Green Bay (11/8/15).
- Blocking efforts helped Carolina establish a franchise best 33 first downs and amass 497 total net yards, tied for the third-most in team history, in Week Thirteen at New Orleans (12/6/15).
- Part of an offense that set a franchise record for yards in a quarter by gaining 260 yards in the first quarter in a Week 14 matchup against Atlanta (12/13/15).

## POSTSEASON HIGHLIGHTS:

- Part of an offense in the NFC Championship vs. Arizona that scored 49 points, the second-most points scored in conference championship game since the AFL-NFL merger in 1970.

SEASON NOTES: (9/13 at JACKSONVILLE)...Started at center and helped the offense rush for 105 yards on 35 carries...(9/20 vs. HOUSTON)...Started at center and helped the offense reach 350 total yards...(9/27 vs. NEW ORLEANS)...Started at center and helped the offense reach 431 total yards...(10/4 at TAMPA BAY)...Started at center and helped the offense rush for over one hundred yards for a team-record 15<sup>th</sup> consecutive game...(10/18 at SEATTLE)...Started at center and helped the offense total 383 yards...(10/25 vs. PHILADELPHIA)...Started at center and helped the offense rush for 204 total yards...(11/2 vs. INDIANAPOLIS)...Inactive with an ankle injury...(11/8 vs. GREEN BAY)...Started at center and helped the offense record 427 total yards...(11/15 at TENNESSEE)...Started at center and helped the offense reach 100 or more rushing yards for the 20<sup>th</sup> consecutive game...(11/22 vs. WASHINGTON)...Started at center and helped the offense reach 368 total yards...(11/26 at DALLAS)...Started at center and helped the offense rush for over 100 yards for the 22<sup>nd</sup> consecutive game...(12/6 at NEW ORLEANS)...Started at center and helped the offense net 497 total yards...(12/13 vs. ATLANTA)...Started at center and helped the offense set a franchise record for yards in a quarter with 260 in the first...(12/20 at NEW YORK GIANTS)...Started at center and helped the offense net 480 total yards...(12/27 at ATLANTA)...Started at center for an offense that totaled 155 yards rushing and a touchdown on the ground...(1/3 vs. TAMPA BAY)...Started at center and helped the offense finish the season leading the league in rushing yards per game and points per game...(\*1/17 vs. SEATTLE)...Started at center and helped the offense rush for 144 yards...(\*\*1/24 vs. ARIZONA)...Started at center and helped the offense score a franchise postseason record 49 points...(\*\*\*2/7 SUPER BOWL 50 vs. DENVER)...Started at center for an offense that tallied 315 total yards...Saw action on special teams.

\*NFC Divisional Playoff  
\*\*NFC Championship  
\*\*\*Super Bowl



# 68 Andrew NORWELL

6-6 325 Ohio State 2 FA '14

GP/GS/DNP/INA: (13/13/0/3)

Career GP/GS: (23/22) [5/5]

## REGULAR SEASON HIGHLIGHTS:

- Contributed to an offense that helped the Panthers set team records with 500 points, 59 touchdowns and 357 total first downs.
- Blocking efforts helped Carolina rush for 142.6 yards per game, the second-highest mark in the NFL.
- Helped the offense reach 133 total yards rushing in a Week 4 victory at Tampa Bay (10/4/15) which was a team-record 15<sup>th</sup> consecutive game over the 100 yards rushing mark
- Part of an offensive line that did not allow a sack in Week Nine vs. Green Bay (11/8/15).
- Blocking efforts helped Carolina establish a franchise best 33 first downs and amass 497 total net yards, tied for the third-most in team history, in Week Thirteen at New Orleans (12/6/15).
- Part of an offense that set a franchise record for yards in a quarter by gaining 260 yards in the first quarter in a Week 14 matchup against Atlanta (12/13/15).

## POSTSEASON HIGHLIGHTS:

- Part of an offense in the NFC Championship vs. Arizona that scored 49 points, the second-most points scored in conference championship game since the AFL-NFL merger in 1970.

SEASON NOTES: (9/13 at JACKSONVILLE)...Started at left guard and helped the offense rush for 105 yards on 35 carries...Saw action on special teams...(9/20 vs. HOUSTON)...Started at left guard and helped the offense reach 350 total yards...Saw action on special teams...(9/27 vs. NEW ORLEANS)...Started at left guard and helped the offense reach 431 total yards...Saw action on special teams...(10/4 at TAMPA BAY) ...Started at left guard and helped the offense rush for over one hundred yards for a team-record 15<sup>th</sup> consecutive game...(10/18 at SEATTLE)...Started at left guard and helped the offense total 383 yards...Saw action on special teams...(10/25 vs. PHILADELPHIA)...Started at left guard and helped the offense rush for 204 total yards...Saw action on special teams...(11/2 vs. INDIANAPOLIS)...Started at left guard and helped the offense rush for 140 yards...Saw action on special teams...(11/8 vs. GREEN BAY)...Inactive with a hamstring injury...(11/15 at TENNESSEE)...Inactive with a hamstring injury...(11/22 vs. WASHINGTON)...Inactive with a hamstring injury...(11/26 at DALLAS)...Started at left guard and helped the offense rush for over 100 yards for the 22<sup>nd</sup> consecutive game...Saw action on special teams...(12/6 at NEW ORLEANS)...Started at left guard and helped the offense net 497 total yards...(12/13 vs. ATLANTA)...Started at left guard and helped the offense set a franchise record for yards in a quarter with 260 in the first...Saw action on special teams...(12/20 at NEW YORK GIANTS)...Started at left guard and helped the offense net 480 total yards...Saw action on special teams...(12/27 at ATLANTA)...Started at left guard for an offense that totaled 155 yards rushing and a touchdown on the ground...Saw action on special teams...(1/3 vs. TAMPA BAY)...Started at left guard and helped the offense finish the season leading the league in rushing yards per game and points per game...Saw action on special teams...(\*1/17 vs. SEATTLE)...Started at left guard and helped the offense rush for 144 yards...Saw action on special teams...(\*\*1/24 vs. ARIZONA)... Started at left guard and helped the offense score a franchise postseason record 49 points...(\*\*\*2/7 SUPER BOWL 50 vs. DENVER)...Started at left guard for an offense that tallied 315 total yards...Saw action on special teams.

\*NFC Divisional Playoff  
\*\*NFC Championship  
\*\*\*Super Bowl

# 73 Michael OHER

6-4 315 Mississippi 7 FA '15

GP/GS/DNP/INA: (16/16/0/0)

Career GP/GS: (107/107) [13/13]

## REGULAR SEASON HIGHLIGHTS:

- Contributed to an offense that helped the Panthers set team records with 500 points, 59 touchdowns and 357 total first downs.
- Blocking efforts helped Carolina rush for 142.6 yards per game, the second-highest mark in the NFL.
- Helped the offense reach 133 total yards rushing in a Week Four victory at Tampa Bay (10/4/15) which was a team-record 15<sup>th</sup> consecutive game over the 100 yards rushing mark
- Part of an offensive line that did not allow a sack in Week Nine vs. Green Bay (11/8/15).
- Made his 100<sup>th</sup> career start in his 100<sup>th</sup> game played in Week Ten at Tennessee (11/15/15).
- Blocking efforts helped Carolina establish a franchise best 33 first downs and amass 497 total net yards, tied for the third-most in team history, in Week Thirteen at New Orleans (12/6/15).
- Part of an offense that set a franchise record for yards in a quarter by gaining 260 yards in the first quarter in a Week 14 matchup against Atlanta (12/13/15).

## POSTSEASON HIGHLIGHTS:

- Part of an offense in the NFC Championship vs. Arizona that scored 49 points, the second-most points scored in conference championship game since the AFL-NFL merger in 1970.

SEASON NOTES: (9/13 at JACKSONVILLE)...Started at left tackle and helped the offense rush for 105 yards on 35 carries...First career start as a Panther...Saw action on special teams...(9/20 vs. HOUSTON)...Started at left tackle and helped the offense reach 350 total yards...Saw action on special teams...(9/27 vs. NEW ORLEANS)...Started at left tackle and helped the offense reach 431 total yards...Saw action on special teams...(10/4 at TAMPA BAY) ...Started at left tackle and helped the offense rush for over one hundred yards for a team-record 15<sup>th</sup> consecutive game...(10/18 at SEATTLE)...Started at left tackle and helped the offense total 383 yards...Saw action on special teams...(10/25 vs. PHILADELPHIA)...Started at left tackle and helped the offense rush for 204 total yards...Saw action on special teams...(11/2 vs. INDIANAPOLIS)...Started at left tackle and helped the offense rush for 140 yards...Saw action on special teams...(11/8 vs. GREEN BAY)...Started at left tackle and helped the offense record 427 total yards...Saw action on special teams...(11/15 at TENNESSEE)...Started at left tackle and helped the offense reach 100 or more rushing yards for the 20<sup>th</sup> consecutive game...Saw action on special teams...Recorded his 100<sup>th</sup> career start and his 100<sup>th</sup> career game played...(11/22 vs. WASHINGTON)...Started at left tackle and helped the offense reach 368 total yards...Saw action on special teams...(11/26 at DALLAS)...Started at left tackle and helped the offense rush for over 100 yards for the 22<sup>nd</sup> consecutive game...Saw action on special teams...(12/6 at NEW ORLEANS)...Started at left tackle and helped the offense net 497 total yards...(12/13 vs. ATLANTA)...Started at left tackle and helped the offense set a franchise record for yards in a quarter with 260 in the first...Saw action on special teams...(12/20 at NEW YORK GIANTS)...Started at left tackle and helped the offense net 480 total yards...Saw action on special teams...(12/27 at ATLANTA)...Started at left tackle for an offense that totaled 155 yards rushing and a touchdown on the ground...Saw action on special teams...(1/3 vs. TAMPA BAY)...Started at left tackle and helped the offense finish the season leading the league in rushing yards per game and points per game...Saw action on special teams...(\*1/17 vs. SEATTLE)...Started at left tackle and helped the offense rush for 144 yards...Saw action on special teams...(\*\*1/24 vs. ARIZONA)... Started at left tackle and helped the offense score a franchise postseason record 49 points...(\*\*\*2/7 SUPER BOWL 50 vs. DENVER)...Started at left tackle for an offense that tallied 315 total yards...Saw action on special teams.

\*NFC Divisional Playoff  
\*\*NFC Championship  
\*\*\*Super Bowl

# 74 Mike REMMERS

6-5 300 Oregon State 3 FA '14

GP/GS/DNP/INA: (16/16/0/0)

Career GP/GS: (22/21) [5/5]

## REGULAR SEASON HIGHLIGHTS:

- Contributed to an offense that helped the Panthers set team records with 500 points, 59 touchdowns and 357 total first downs.
- Blocking efforts helped Carolina rush for 142.6 yards per game, the second-highest mark in the NFL.
- Helped the offense reach 133 total yards rushing in a Week 4 victory at Tampa Bay (10/4/15) which was a team-record 15<sup>th</sup> consecutive game over the 100 yards rushing mark
- Part of an offensive line that did not allow a sack in Week Nine vs. Green Bay (11/8/15).
- Blocking efforts helped Carolina establish a franchise best 33 first downs and amass 497 total net yards, tied for the third-most in team history, in Week Thirteen at New Orleans (12/6/15).
- Part of an offense that set a franchise record for yards in a quarter by gaining 260 yards in the first quarter in a Week 14 matchup against Atlanta (12/13/15).

## POSTSEASON HIGHLIGHTS:

- Part of an offense in the NFC Championship vs. Arizona that scored 49 points, the second-most points scored in conference championship game since the AFL-NFL merger in 1970.

SEASON NOTES: (9/13 VS JACKSONVILLE)...Started at right tackle and helped the offense rush for 105 yards on 35 carries...Saw action on special teams...(9/20 vs. HOUSTON)...Started at right tackle and helped the offense reach 350 total yards...Saw action on special teams...(9/27 vs. NEW ORLEANS)...Started at right tackle and helped the offense reach 431 total yards...Saw action on special teams...(10/4 at TAMPA BAY) ...Started at right tackle and helped the offense rush for over one hundred yards for a team-record 15<sup>th</sup> consecutive game...(10/18 at SEATTLE)...Started at right tackle and helped the offense total 383 yards...Saw action on special teams...(10/25 vs. PHILADELPHIA)...Started at right tackle and helped the offense rush for 204 total yards...Saw action on special teams...(11/2 vs. INDIANAPOLIS)...Started at right tackle and helped the offense rush for 140 yards...Saw action on special teams...(11/8 vs. GREEN BAY)...Started at right tackle and helped the offense record 427 total yards...Saw action on special teams...(11/15 at TENNESSEE)...Started at right tackle and helped the offense reach 100 or more rushing yards for the 20<sup>th</sup> consecutive game...Saw action on special teams...(11/22 vs. WASHINGTON)...Started at right tackle and helped the offense reach 368 total yards...Saw action on special teams...(11/26 at DALLAS)...Started at right tackle and helped the offense rush for over 100 yards for the 22<sup>nd</sup> consecutive game...Saw action on special teams...(12/6 at NEW ORLEANS)...Started at right tackle and helped the offense net 497 total yards...(12/13 vs. ATLANTA)...Started at right tackle and helped the offense set a franchise record for yards in a quarter with 260 in the first...Saw action on special teams...(12/20 at NEW YORK GIANTS)...Started at right tackle and helped the offense net 480 total yards...Saw action on special teams...(12/27 at ATLANTA)...Started at right tackle for an offense that totaled 155 yards rushing and a touchdown on the ground...Saw action on special teams...(1/3 vs. TAMPA BAY)...Started at right tackle and helped the offense finish the season leading the league in rushing yards per game and points per game...Saw action on special teams...(\*1/17 vs. SEATTLE)...Started at right tackle and helped the offense rush for 144 yards...Saw action on special teams...(\*\*1/24 vs. ARIZONA)... Started at right tackle and helped the offense score a franchise postseason record 49 points...(\*\*\*2/7 SUPER BOWL 50 vs. DENVER)...Started at right tackle for an offense that tallied 315 total yards...Saw action on special teams.

\*NFC Divisional Playoff  
\*\*NFC Championship  
\*\*\*Super Bowl

## 79 Chris SCOTT

GP/GS/DNP/INA: (13/0/3/0)

6-4 340 Tennessee 4 FA '14

Career GP/GS: (33/8) [6/0]

SEASON NOTES: (9/13 at JACKSONVILLE)...Served as a reserve guard...Saw action on special teams...(9/20 vs. HOUSTON)...Served as a reserve guard...(9/27 vs. NEW ORLEANS)...Dressed but did not play...(10/4 at TAMPA BAY)...Dressed but did not play...(10/18 at SEATTLE)...Served as a reserve guard...(10/25 vs. PHILADELPHIA)...Served as a reserve guard and saw action on special teams...(11/2 vs. INDIANAPOLIS)...Served as a reserve guard and saw action on special teams...(11/8 vs. GREEN BAY)...Served as a reserve guard...Saw action on special teams...(11/15 at TENNESSEE)...served as a reserve guard and helped the offense reach 100 or more rushing yards for the 20<sup>th</sup> consecutive game...Saw action on special teams...(11/22 vs. WASHINGTON)...Served at guard and helped the offense reach 368 total yards...Saw action on special teams...(11/26 at DALLAS)...Saw action on special teams...(12/6 at NEW ORLEANS)...Dressed but did not play...(12/13 vs. ATLANTA)...Served as a reserve guard...(12/20 at NEW YORK GIANTS)...Saw action on special teams...(12/27 at ATLANTA)...Saw action on special teams...(1/3 vs. TAMPA BAY)...Saw action as a reserve guard...Saw action on special teams...(\*1/17 vs. SEATTLE)...Saw action on special teams...(\*\*1/24 vs. ARIZONA)...Saw action on special teams...(\*\*\*)2/7 SUPER BOWL 50 vs. DENVER)...Saw action as a reserve guard as well as on special teams.

## 70 Trai TURNER

GP/GS/DNP/INA: (16/16/0/0)

6-3 320

Louisiana State 2 D3 '14

Career GP/GS: (27/25) [5/5]

### HONORS:

Pro Bowl.

### REGULAR SEASON HIGHLIGHTS:

- Contributed to an offense that helped the Panthers set team records with 500 points, 59 touchdowns and 357 total first downs.
- Blocking efforts helped Carolina rush for 142.6 yards per game, the second-highest mark in the NFL.
- Helped the offense reach 133 total yards rushing in a Week 4 victory at Tampa Bay (10/4/15) which was a team-record 15<sup>th</sup> consecutive game over the 100 yards rushing mark
- Part of an offensive line that did not allow a sack in Week Nine vs. Green Bay (11/8/15).
- Blocking efforts helped Carolina establish a franchise best 33 first downs and amass 497 total net yards, tied for the third-most in team history, in Week Thirteen at New Orleans (12/6/15).
- Part of an offense that set a franchise record for yards in a quarter by gaining 260 yards in the first quarter in a Week 14 matchup against Atlanta (12/13/15).

### POSTSEASON HIGHLIGHTS:

- Part of an offense in the NFC Championship vs. Arizona that scored 49 points, the second-most points scored in conference championship game since the AFL-NFL merger in 1970.

SEASON NOTES: (9/13 at JACKSONVILLE)...Started at right guard and helped the offense rush for 105 yards on 35 carries...Saw action on special teams...(9/20 vs. HOUSTON)...Started at right guard and helped the offense reach 350 total yards...Saw action on special teams...(9/27 vs. NEW ORLEANS)...Started at right guard and helped the offense reach 431 total yards...Saw action on special teams...(10/4 at TAMPA BAY) ...Started at left guard and helped the offense rush for over one hundred yards for a team-record 15<sup>th</sup> consecutive game...(10/18 at SEATTLE)...Started at right

\*NFC Divisional Playoff  
\*\*NFC Championship  
\*\*\*Super Bowl

guard and helped the offense total 383 yards...Saw action on special teams...(10/25 vs. PHILADELPHIA)...Started at right guard and helped the offense rush for 204 total yards...Saw action on special teams...(11/2 vs. INDIANAPOLIS)...Started at right guard and helped the offense rush for 140 yards...Saw action on special teams...(11/8 vs. GREEN BAY)...Started at right guard and helped the offense record 427 total yards...Saw action on special teams...(11/15 at TENNESSEE)...Started at right guard and helped the offense reach 100 or more rushing yards for the 20<sup>th</sup> consecutive game...Saw action on special teams...(11/22 vs. WASHINGTON)...Started at right guard and helped the offense reach 368 total yards...Saw action on special teams...(11/26 at DALLAS)...Started at right guard and helped the offense rush for over 100 yards for the 22<sup>nd</sup> consecutive game...Saw action on special teams...(12/6 at NEW ORLEANS)...Started at right guard and helped the offense net 497 total yards...(12/13 vs. ATLANTA)...Started at right guard and helped the offense set a franchise record for yards in a quarter with 260 in the first...(12/20 at NEW YORK GIANTS)...Started at right guard and helped the offense net 480 total yards...Saw action on special teams...(12/27 at ATLANTA)...Started at right guard for an offense that totaled 155 yards rushing and a touchdown on the ground...Saw action on special teams...(1/3 vs. TAMPA BAY)...Started at right guard and helped the offense finish the season leading the league in rushing yards per game and points per game...Saw action on special teams...(\*1/17 vs. SEATTLE)...Started at right guard and helped the offense rush for 144 yards...Saw action on special teams...(\*\*1/24 vs. ARIZONA)... Started at right guard and helped the offense score a postseason franchise record 49 points...(\*\*\*2/7 SUPER BOWL 50 vs. DENVER)...Started at right guard for an offense that tallied 315 total yards...Saw action on special teams.

**61** Fernando **VELASCO** 6-4 310 Georgia 6 FA '15  
 GP/GS/DNP/INA: (12/1/3/0) Career GP/GS: (84/38) [4/0]

SEASON NOTES: (9/20 vs. HOUSTON)...Served as a reserve guard...Saw action on special teams...(9/27 vs. NEW ORLEANS)...Dressed but did not play...(10/4 at TAMPA BAY)...Saw action on special teams...(10/18 at SEATTLE)...Served as a reserve center...(10/25 vs. PHILADELPHIA)...Dressed but did not play...(11/2 vs. INDIANAPOLIS)...Started at center and helped the offense rush for 140 yards...(11/8 vs. GREEN BAY)...Saw action on special teams...(11/15 at TENNESSEE)...Saw action on special teams...(11/22 vs. WASHINGTON)...Served at guard and helped the offense reach 368 total yards...Saw action on special teams...(11/26 at DALLAS)...Saw action on special teams...(12/6 at NEW ORLEANS)...Dressed but did not play...(12/13 vs. ATLANTA)...Served as a reserve guard...(12/20 at NEW YORK GIANTS)...Served as a reserve center...(12/27 at ATLANTA)...Saw action on special teams...(1/3 vs. TAMPA BAY)...Served as a reserve center...(\*1/17 vs. SEATTLE)...Inactive...(\*\*1/24 vs. ARIZONA)...Served as a reserve center...(\*\*\*2/7 SUPER BOWL 50 vs. DENVER)...Saw action on special teams.

\*NFC Divisional Playoff  
 \*\*NFC Championship  
 \*\*\*Super Bowl

60 Daryl WILLIAMS

6-6 340

Oklahoma

R

D4 '15

GP/GS/DNP/INA: (10/2/1/5)

Career GP/GS: (10/2) [3/1]

REGULAR SEASON HIGHLIGHTS:

- Made his first career start on the offensive line in a Week 13 victory over New Orleans (12/6/15).
- Blocking efforts helped Carolina establish a franchise best 33 first downs and amass 497 total net yards, tied for the third-most in team history, in Week Thirteen at New Orleans (12/6/15).

SEASON NOTES: (9/13 at JACKSONVILLE)...Served as a reserve tackle...Saw action on special teams...First career NFL game...(9/20 vs. HOUSTON)...Inactive with a knee injury...(9/27 vs. NEW ORLEANS)...Inactive with a knee injury...(10/4 at TAMPA BAY)...Inactive with a knee injury...(10/18 at SEATTLE)...Inactive with a knee injury...(10/25 vs. PHILADELPHIA)...Inactive with a knee injury...(11/2 vs. INDIANAPOLIS)...Saw action on special teams...(11/8 vs. GREEN BAY)...Dressed but did not play...(11/15 at TENNESSEE)...Saw action at tackle and helped the offense reach 100 or more rushing yards for the 20<sup>th</sup> consecutive game...(11/22 vs. WASHINGTON)...Served at tackle and helped the offense reach 368 total yards...Saw action on special teams...(11/26 at DALLAS)...Served as a reserve tackle...(12/6 at NEW ORLEANS)...Started on the offensive line and helped the offense net 497 total yards...(12/13 vs. ATLANTA)...Served as a reserve tackle and saw action on special teams...(12/20 at NEW YORK GIANTS)...Started on the offensive line and helped the offense net 480 total yards...Saw action on special teams...(12/27 at ATLANTA)...Served as a reserve tackle and saw action on special teams...(1/3 vs. TAMPA BAY)...Served as a reserve tackle...Saw action on special teams...(\*1/17 vs. SEATTLE)...Served as a reserve tackle and goalline formation lineman...Helped the offense rush for 144 yards...Saw action on special teams...(\*\*1/24 vs. ARIZONA)...Served as a reserve tackle and saw action on special teams...(\*\*\*2/7 SUPER BOWL 50 vs. DENVER)...Started on the offensive line and helped the offense tally 315 total yards...Saw action on special teams.

\*NFC Divisional Playoff  
\*\*NFC Championship  
\*\*\*Super Bowl

# SPECIALISTS

**9**    **Graham GANO**                      6-2      205    Florida State      6      FA '12  
 GP/GS/DNP/INA: (16/0/0/0)                      Career GP/GS: (90/0) [6/0]

HONORS:  
 NFC Special Teams Player of the Month (November).

REGULAR SEASON HIGHLIGHTS:

- Passed John Kasay for the most points scored in a season in franchise history with 146 points on the season...Helped the Panthers set team record with 500 points.
- With 9 points in a Week 3 victory over the New Orleans Saints, Gano moved into fourth place on the Panthers all-time scoring list with 305 points, passing wide receiver Mushin Muhammad (304)
- Scored 9 points (3-of-3 PATs, 2-of-2 field goals) in Week Seven vs. Philadelphia (10/25/15) to give him 330 total points since joining the Panthers in 2012 and moving him past running back DeAngelo Williams (322 from 2006-14) for the third-most in team history.
- Kicked a game-winning 52 yard field goal in overtime in Week Eight vs the Colts to propel the team to 7-0 for the first time in franchise history... Fifth career game-winning field goal and his first with the Panthers.
- Awarded NFC Special Teams Player of the Month for November...Led the NFL in scoring (62 points) and field goals (15) during November as the Panthers went 5-0...Made multiple field goals in all five games, including four games with at least three field goals...Six-for-six on 48+ yard field-goal attempts in November and had at least one successful 48+ yard field goal in all five games...Converted both 50+ yard field-goal attempts, including the game-winning 52-yarder in Carolina's Week Eight overtime win against Indianapolis (11/2/15)...First career Player of the Month Award...Joins John Kasay (two) as the only Panthers kickers to win Special Teams Player of the Month.
- With eight points in Week 14 against Atlanta (12/13/15) Gano set a career high for points in a season with 123 points.
- Kicked a 43-yard field goal as time expired to clinch a victory against the New York Giants in Week 15 (12/20/15)...Marked his second game-winning field goal of 2015 and sixth of his career.
- Two field goals in Week 16 at Atlanta (12/27/15) gave him 29 for the season, tied for third-most in a single-season in Panthers history.

POSTSEASON HIGHLIGHTS:

- Contributions in the NFC Championship vs. Arizona helped the Panthers score 49 points, the second-most points scored in conference championship game since the AFL-NFL merger in 1970.

Graham Gano's 2015 Regular Season Stats

GP/GS	Pat	Att	FG	Att	FG%	Long	Pts
16/0	56	59	30	36	83.3%	52	146

Graham Gano's 2015 Postseason Stats

GP/GS	Pat	Att	FG	Att	FG%	Long	Pts
3/0	10	10	4	5	80.0%	48	22

SEASON NOTES: (9/13 at JACKSONVILLE)...Saw action on special teams...Converted two-of-four field goals with a long of 47 yards and made two-of-two extra point attempts...(9/20 vs. HOUSTON)...Saw action on special teams...Converted one-of-two field goals with the lone make

\*NFC Divisional Playoff  
 \*\*NFC Championship  
 \*\*\*Super Bowl

coming from 28 yards...Converted all three extra point attempts...(9/27 vs. NEW ORLEANS)...Saw action on special teams...Converted two-of-two field goal attempts with a long of 47...Converted all three extra point attempts...Moved past wide receiver Mushin Muhammad to fourth on the Panthers all-time scoring list...(10/4 at TAMPA BAY)...Saw action on special teams...Converted all four extra point attempts and all three field goal attempts...(10/18 at SEATTLE)...Saw action on special teams...Converted three-of-four extra point attempts...(10/25 vs. PHILADELPHIA)...Saw action on special teams...Converted two-of-two field goal attempts and three-of-three extra points attempts...(11/2 vs. INDIANAPOLIS)...Saw action on special teams...Converted three-of-three field goal attempts including a game-winning 52 yard kick in overtime...(11/8 vs. GREEN BAY)...Saw action on special teams...Converted three-of-three extra point attempts as well as three-of-four field goal attempts...(11/15 at TENNESSEE)...Saw action on special teams...Converted two-of-two field goal tries as well as three-of-three extra points...(11/22 vs. WASHINGTON)...Saw action on special teams...Converted five-of-five extra points as well as three-of-three field goal attempts...(11/26 at DALLAS)...Saw action on special teams...Converted four-of-five field goal attempts and went 3-for-3 on extra point attempts...(12/6 at NEW ORLEANS)...Saw action on special teams...Converted five-of-six extra points with one blocked...(12/13 vs. ATLANTA)...Saw action on special teams...Converted his only field goal attempt from 38 yards and went five-of-five on extra points...Set a new career high for points in a season with 123 points this year...(12/20 at NEW YORK GIANTS)...Saw action on special teams...Converted all five extra point attempts and kicked a game-winning 43-yard field goal as time expired...The kick marked his second game winner this season...(12/27 at ATLANTA)...Saw action on special teams...Converted his only extra point attempt while going two-for-two on field goal attempts with a long of 47 yards...(1/3 vs. TAMPA BAY)...Saw action on special teams...Converted all six attempts on the day by going five-for-five on extra points and 1-of-1 field goal attempts...Passed John Kasay for the most points scored in a season in franchise history with 146...(\*1/17 vs. SEATTLE)...Saw action on special teams...Converted his only field goal attempt from 48 yards and connected on all four of his extra point attempts...(\*\*1/24 vs. ARIZONA)...Saw action on special teams...Converted all five of his extra point attempts as well as both field goal attempts...(\*\*\*2/7 SUPER BOWL 50 vs. DENVER)...Saw action on special teams...Converted his only extra point attempt and made one field goal attempt from 39 yards out.

## 44 J.J. JANSEN

GP/GS/DNP/INA: (16/0/0/0)

6-2 240 Notre Dame 8 TR '09 (GB)

Career GP/GS: (112/0) [6/0]

### REGULAR SEASON HIGHLIGHTS:

- Played in his 100<sup>th</sup> career game in a Week 4 victory over the Tampa Bay Buccaneers.
- Efforts helped kicker Graham Gano set the Panthers franchise record with 146 points, surpassing John Kasay's previous record of 145 in 1996.

SEASON NOTES: (9/13 at JACKSONVILLE)...Saw action on special teams...Served as long snapper on punts and placekicks...(9/20 vs. HOUSTON)...Saw action on special teams...Served as long snapper on punts and placekicks...(9/27 vs. NEW ORLEANS)...Saw action on special teams...Served as long snapper on punts and placekicks...(10/4 at TAMPA BAY)...Saw action on special teams...Served as long snapper on punts and placekicks...100<sup>th</sup> career game played...(10/18 at SEATTLE)...Saw action on special teams...Served as long snapper on punts and placekicks...(10/25 vs. PHILADELPHIA)...Saw action on special teams...Served as long snapper on punts and placekicks...(11/2 vs. INDIANAPOLIS)...Saw action on special teams...Served as long snapper on punts and placekicks.....(11/8 vs. GREEN BAY)...Saw action on special teams...Served as long snapper on punts and placekicks...(11/15 at TENNESSEE)...Saw action on special teams...Served

\*NFC Divisional Playoff  
 \*\*NFC Championship  
 \*\*\*Super Bowl



as long snapper on punts and placekicks...(11/22 vs. WASHINGTON)...Saw action on special teams...Served as long snapper on punts and placekicks...(11/26 at DALLAS)...Saw action on special teams...Served as long snapper on punts and placekicks...(12/6 at NEW ORLEANS)...Saw action on special teams...Served as long snapper on punts and placekicks...(12/13 vs. ATLANTA)...Saw action on special teams...Served as long snapper on punts and placekicks...(12/20 at NEW YORK GIANTS)...Saw action on special teams...Served as long snapper on punts and placekicks...(12/27 at ATLANTA)...Saw action on special teams...Served as long snapper on punts and placekicks...(1/3 vs. TAMPA BAY)...Saw action on special teams...Served as long snapper on punts and placekicks...(\*1/17 vs. SEATTLE)...Saw action on special teams...Served as long snapper on punts and placekicks...(\*\*1/24 vs. ARIZONA)...Saw action on special teams...Served as long snapper on punts and placekicks...(\*\*\*2/7 SUPER BOWL 50 vs. DENVER)...Saw action on special teams...Served as long snapper on punts and placekicks.

**8 Brad NORTMAN**      6-2      210      Wisconsin      4      D6 '12  
 GP/GS/DNP/INA: (16/0/0/0)      Career GP/GS: (64/0) [6/0]

REGULAR SEASON HIGHLIGHTS:

- Had a gross average of 53.86 yards in a Week 2 victory vs Houston (9/20/15), tying the second-highest single-game average of his career

Brad Nortman's 2015 Regular Season Stats

GP/GS	No.	Yds.	Avg.	TB	IN20	LG	Net
16/0	70	3175	45.4	5	20	65	39.8

Brad Nortman's 2015 Postseason Stats

GP/GS	No.	Yds.	Avg.	TB	IN20	LG	Net
2/0	8	307	38.4	0	2	46	37.1

SEASON NOTES: (9/13 at JACKSONVILLE)...Saw action on special teams...Punted four times for 179 yards for an average of 44.8 yards and a net average of 37.5...Placed two punts inside the 20-yard line with a long of 56 yards...(9/20 vs. HOUSTON)...Saw action on special teams...Punted seven times for 377 yards for an average of 53.9 and a net average of 42.7...His average of 53.9 tied for the second-highest single-game average of his career...(9/27 vs. NEW ORLEANS)...Saw action on special teams...Punted four times for 173 yards for an average of 43.3 yards and a net average of 22.8 yards...Placed one punt inside the 20-yard line with no touchbacks...(10/4 at TAMPA BAY)...Saw action on special teams...Punted four times for 154 yards for an average of 38.5 yards and a net average of 29.8...Placed two punts inside the 20 and had one touchback...(10/18 at SEATTLE)...Saw action on special teams...Punted five times for 243 yards with no touchbacks and one downed inside the 20...Averaged 48.6 yards per punt with a net of 43.0 and a long of 59 yards...(10/25 vs. PHILADELPHIA)...Saw action on special teams...Punted four times for 157 yards with no touchbacks and three punts downed inside the 20...averaged 39.3 yards per punt with a net of 38.8 yards...(11/2 vs. INDIANAPOLIS)...Saw action on special teams...Punted seven times for 291 yards with no touchbacks and one kick downed inside the 20...(11/8 vs. GREEN BAY)...Saw action on special teams...Punted six times for 289 yards with no touchbacks and a long of 60 yards and a net average of 45.2...(11/15 at TENNESSEE)...Saw action on special teams...Punted four times for 189 yards with no touchbacks and two punts downed inside the 20...Averaged 47.3 yards for both average punt and net

\*NFC Divisional Playoff  
 \*\*NFC Championship  
 \*\*\*Super Bowl

average...(11/22 vs. WASHINGTON)...Saw action on special teams...Punted four times for 207 total yards with one touchback and one punt downed inside the 20-yardline...Averaged 51.8 yards per punt with a net of 46.0...(11/26 at DALLAS)...Saw action on special teams...Punted twice for 80 yards and with a net average of 36 yards...Had one punt downed inside the 20...(12/6 at NEW ORLEANS)...Saw action on special teams...Punted three times for a total of 114 yards and a net average of 35.7...Had one punt downed inside the 20 to go along with no touchbacks...(12/13 vs. ATLANTA)...Saw action on special teams...Punted four times for 196 total yards with an average of 49.0 yards and a net average of 46.5 yards...(12/20 at NEW YORK GIANTS)...Saw action on special teams...Punted seven times for a total of 318 yards and a net average of 40.9 yards with one kick downed inside the 20...(12/27 at ATLANTA)...Saw action on special teams...Punted three times for a total of 130 yards with an average of 43.3 and a net average of 36.7...Had two punts downed inside the 20 to go along with one touchback...(1/3 vs. TAMPA BAY)...Saw action on special teams...Punted twice for a total of 76 yards for an average and net average of 38 yards...Both punts were downed inside the 20 yard line...(\*1/17 vs. SEATTLE)...Saw action on special teams...Punted five times for 188 total yards with a net average of 36.0...Had two punts downed inside the 20 yard line with no touchbacks...(\*\*1/24 vs. ARIZONA)...Saw action on special teams...Punted three times for a total of 119 yards for an average of 39.7 yards and a net average of 39.0...(\*\*\*2/7 SUPER BOWL 50 vs. DENVER)...Saw action on special teams...Punted seven times for a total of 315 yards for an average of 45 yards and a net average of 33.4...Had one touchback and one punt downed inside the 20 with a long of 61.

\*NFC Divisional Playoff  
\*\*NFC Championship  
\*\*\*Super Bowl

# Injured Reserve

**78** Nate **CHANDLER** 6-4 315 UCLA 4 FA '12  
GP/GS/DNP/INA: (0/0/0/1) Career GP/GS: (37/19) [1/1]

SEASON NOTES: (9/13 at JACKSONVILLE)...Inactive...Placed on injured reserve with an injured right knee (9/17/15).

**66** Amini **SILATOLU** 6-4 320 Midwestern State 4 D2 '12  
GP/GS/DNP/INA: (9/3/0/1) Career GP/GS: (34/28)

## REGULAR SEASON HIGHLIGHTS:

- Part of an offensive line that did not allow a sack in Week Nine vs. Green Bay (11/8/15).

SEASON NOTES: (9/13 at JACKSONVILLE)...Served as a reserve guard...Saw action on special teams...(9/20 vs. HOUSTON)...Served as a reserve guard...Saw action on special teams...(9/27 vs. NEW ORLEANS)...Served as a reserve guard...Saw action on special teams...(10/4 at TAMPA BAY)...Inactive with an ankle injury...(10/18 at SEATTLE)...Saw action on special teams...(10/25 vs. PHILADELPHIA)...Saw action on special teams...(11/2 vs. INDIANAPOLIS)...Served as a reserve guard and saw action on special teams...(11/8 vs. GREEN BAY)...Started at left guard and helped the offense record 427 total yards...Saw action on special teams...(11/15 at TENNESSEE)...Started at left guard and helped the offense reach 100 or more rushing yards for the 20<sup>th</sup> consecutive game...Saw action on special teams...(11/22 vs. WASHINGTON)...Started at left guard and helped the offense reach 368 total yards...Saw action on special teams...Placed on injured reserve with an injured left knee (11/25/15).

\*NFC Divisional Playoff  
\*\*NFC Championship  
\*\*\*Super Bowl

# DEFENSIVE LINE

97 Mario ADDISON

6-3 260 Troy 5 FA '12

GP/GS/DNP/INA: (14/0/0/2)

Career GP/GS: (64/3) [6/0]

## REGULAR SEASON HIGHLIGHTS:

- Part of a defense that ranked in the top 10 for the fourth consecutive season...Carolina joins Seattle as the only two teams to field a top 10 defense in each of the last four seasons (2012-15).
- Finished 2015 with 6.0 sacks, the second-highest total of his career.
- Tallied a season-high 2.0 sacks, the second-highest single-game total in his career, in Week 1 at Jacksonville (9/13/15).
- Recorded his second multi-sack game os 2015 in Week 11 vs. Washington (11/22/15), notching 1.5
- Contributions helped the Panthers to the team's seventh shutout in franchise history in the 38-0 victory in Week 14 vs. Atlanta (12/13/15)...38 point margin of victory ties for the largest in franchise history.

## Mario Addison's 2015 Regular Season Stats

GP/GS	Tot	T	A	Sack	QH	PD	FF	FR	INT	Yds	TD
14/0	19	11	8	6.0	27	1	0	1	0	0	0

## Mario Addison's 2015 Postseason Stats

GP/GS	Tot	T	A	Sack	QH	PD	FF	FR	INT	Yds	TD
3/0	3	2	1	0.0	4	0	0	0	0	0	0

SEASON NOTES: (9/13 at JACKSONVILLE)...Served as a reserve defensive end and tallied two tackles and two sacks and two quarterback pressures...Saw action on special teams...(9/20 VS HOUSTON)...Served as a reserve defensive end...Produced one assisted tackle to go along with three quarterback pressures...Saw action on special teams...(9/27 VS NEW ORLEANS)...Contributed as a reserve defensive end and recorded three total tackles, one solo and two assisted to go along with one quarterback pressure...Saw action on special teams...(10/4 at TAMPA BAY)...Contributed as a reserve defensive end and recorded one solo tackle and four quarterback pressures... Saw action on special teams...(10/18 at SEATTLE)...Served as a reserve defensive end and recorded one assisted tackle and one quarterback pressure... Saw action on special teams...(10/25 VS PHILADELPHIA)...Served as a reserve defensive end and recorded two tackles and one sack before leaving the game with a shoulder injury...Saw action on special teams...(11/2 VS INDIANAPOLIS)...Inactive with shoulder injury...(11/8 VS GREEN BAY)...Served as a reserve defensive end and recorded one assisted tackle and three quarterback hurries...Saw action on special teams...(11/15 at TENNESSEE)...Served as a reserve defensive end and recorded one quarterback hurry...(11/22 VS WASHINGTON)...Contributed as a reserve defensive end and put up two total tackles, one solo and one assisted to go along with one and a half sacks on quarterback Kirk Cousins...(11/26 at DALLAS)...Served as a reserve defensive end...(12/6 at NEW ORLEANS)...Inactive with ankle injury...(12/13 VS ATLANTA)...Served as a reserve defensive end and put up two total tackles and half a sack to go along with four quarterback pressures and one pass defense... Contributions helped the Panthers to the team's seventh shutout in franchise history...Saw action on special teams...(12/20 at NEW YORK GIANTS)...Served as a reserve defensive end and put up four quarterback pressures...Saw action on special teams...(12/27 at ATLANTA)...Served as a reserve defensive end and recorded two solo tackles...Saw action on special teams...(1/3 VS TAMPA

\*NFC Divisional Playoff  
 \*\*NFC Championship  
 \*\*\*Super Bowl

BAY)...Served as a reserve defensive end and recorded two solo tackles to go along with one sack on quarterback Jameis Winston and four quarterback pressures...Saw action on special teams...(\*1/17 vs. SEATTLE)...Served as a reserved defensive end...Tallied one quarterback pressure...Saw action on special teams...(\*\*1/24 vs. ARIZONA)...Served as a reserve defensive end and recorded three total tackles and three quarterback hurries...Saw action on special teams...(\*\*\*2/7 SUPER BOWL 50 vs. DENVER)...Served as a reserve defensive end...Saw action on special teams.

**69 Jared ALLEN**                      6-6 270    Idaho State    12    TR '15 (CHI)  
 GP/GS/DNP/INA: (12/12/0/1)              Career GP/GS: (187/181) [7/7]

REGULAR SEASON HIGHLIGHTS:

- Part of a defense that ranked in the top 10 for the fourth consecutive season...Carolina joins Seattle as the only two teams to field a top 10 defense in each of the last four seasons (2012-15).
- 2.0 sacks in 2015 pushed his career total to 136 tied for ninth in NFL history and tied with Julius Peppers for the most among active players.
- Recorded his first sack as a Carolina Panther on quarterback Sam Bradford in Week 7 vs. Philadelphia (10/25/15)
- Contributions helped the Panthers to the team's seventh shutout in franchise history in the 38-0 victory in Week 14 vs. Atlanta (12/13/15)...38 point margin of victory ties for the largest in franchise history.

Jared Allen's 2015 Regular Season Stats

GP/GS	Tot	T	A	Sack	QH	PD	FF	FR	INT	Yds	TD
12/12	25	21	4	2.0	16	1	0	0	0	0	0

Jared Allen's 2015 Postseason Stats

GP/GS	Tot	T	A	Sack	QH	PD	FF	FR	INT	Yds	TD
2/2	1	1	0	0.0	3	0	0	0	0	0	0

SEASON NOTES: 10/4 at TAMPA BAY)...Made his first start as a Carolina Panther at defensive end and recorded one tackle and one quarterback pressure...(10/18 at SEATTLE)...Inactive with back injury...(10/25 VS PHILADELPHIA)...Returned to starting lineup after sitting out for a game with a back injury and put up five tackles and one quarterback pressure...Recorded his first sack as a Carolina Panther on quarterback Sam Bradford...(11/2 VS INDIANAPOLIS)...Started at defensive end and put up three solo tackles and a sack on quarterback Andrew Luck to go along with four quarterback pressures...Saw action on special teams...(11/8 VS GREEN BAY)...Started at defensive end and recorded one assisted tackle and one quarterback pressure...Saw action on special teams...(11/15 at TENNESSEE)...Started at defensive end and recorded two solo tackles and one quarterback pressure...(11/22 VS WASHINGTON)...Started at defensive end and recorded two solo tackles and two quarterback hurries...Saw action on special teams...(11/26 at DALLAS)... Started at defensive end and put up one solo tackle...(12/6 at NEW ORLEANS)... Started at defensive end and put up two tackles and one pass defense...Saw action on special teams...(12/13 VS ATLANTA)... Started at defensive end...Contributions helped the Panthers to the team's seventh shutout in franchise history in the 38-0 victory...38 point margin of victory ties for the largest in franchise history.Saw action on special teams...(12/20 at NEW YORK GIANTS)... Started at defensive end and put up two total tackles and three quarterback pressures...(12/27 at ATLANTA)... Started at defensive end and put up one solo

\*NFC Divisional Playoff  
 \*\*NFC Championship  
 \*\*\*Super Bowl

tackle and one quarterback hurry...Saw action on special teams...(1/3 VS TAMPA BAY)... Started at defensive end and put up five solo tackles and two quarterback hurries...(\*1/17 vs. SEATTLE)...Started at defensive end and tallied three quarterback pressures...(\*\*1/24 vs. ARIZONA)...Inactive with foot injury...(\*\*\*2/7 SUPER BOWL 50 vs. DENVER)...Started at defensive end and recorded one solo tackle.

## 91 Ryan DELAIRE

6-4 265 Towson R FA '15

GP/GS/DNP/INA: (9/0/0/4)

Career GP/GS: (9/0) [1/0]

### REGULAR SEASON HIGHLIGHTS:

- Part of a defense that ranked in the top 10 for the fourth consecutive season...Carolina joins Seattle as the only two teams to field a top 10 defense in each of the last four seasons (2012-15).
- Tallied 2.0 sacks in his NFL debut in Week Four at Tampa Bay (10/4/15)... Is the fourth player, and first rookie, in team history to record two or more sacks in his debut with the team.

### Ryan Delaire's 2015 Regular Season Stats

GP/GS	Tot	T	A	Sack	QH	PD	FF	FR	INT	Yds	TD
9/0	9	4	3	2.5	11	0	0	0	0	0	0

### Ryan Delaire's 2015 Postseason Stats

GP/GS	Tot	T	A	Sack	QH	PD	FF	FR	INT	Yds	TD
1/0	1	0	1	0.0	1	0	0	0	0	0	0

SEASON NOTES: 10/4 at TAMPA BAY)...Played in his first NFL game as a reserve defensive end and managed six total tackles and two sacks on quarterback Jameis Winston along with one quarterback pressure... Is the fourth player, and first rookie, in Panthers history to record two or more sacks in his debut with the team...Saw action on special teams...(10/18 at SEATTLE)...Contributed as a reserve defensive end and recorded one solo tackle and four quarterback pressures...Saw action on special teams...(10/25 VS PHILADELPHIA)...Served as a reserve defensive end and recorded one quarterback pressure...(11/2 VS INDIANAPOLIS)...Contributed as a reserve defensive end with one quarterback pressure...(11/8 VS GREEN BAY)...Served as a reserve defensive end...(11/15 at TENNESSEE)...Contributed as a reserve defensive end and had one quarterback pressure...(11/22 VS WASHINGTON)...Served as a reserve defensive end and put up two total tackles, two quarterback pressures and was credited for a half sack on quarterback Kirk Cousins...Saw action on special teams...(11/26 at DALLAS)...Inactive...(12/6 at NEW ORLEANS)... Served as a reserve defensive end and recorded one quarterback hurry...(12/13 VS ATLANTA)...Inactive...(12/20 at NEW YORK GIANTS)... Inactive...(12/27 at ATLANTA)...Served as a reserve defensive end...Saw action on special teams...(1/3 VS TAMPA BAY)... Inactive...(\*1/17 vs. SEATTLE)...Inactive...(\*\*1/24 vs. ARIZONA)...Served as a reserve defensive end and put up one assisted tackle and one quarterback hurry... ...(\*\*\*2/7 SUPER BOWL 50 vs. DENVER)...Inactive.

\*NFC Divisional Playoff  
 \*\*NFC Championship  
 \*\*\*Super Bowl

94 Kony EALY 6-4 275 Missouri 2 D2 '14  
 GP/GS/DNP/INA: (16/9/0/0) Career GP/GS: (31/9) [5/1]

REGULAR SEASON HIGHLIGHTS:

- Recorded a career-high 5.0 sacks in 2015.
- Part of a defense that ranked in the top 10 for the fourth consecutive season...Carolina joins Seattle as the only two teams to field a top 10 defense in each of the last four seasons (2012-15).
- Recorded a 10-yard sack on Dallas quarterback Matt Cassel in the fourth quarter to produce his fifth consecutive game with a sack, the longest such streak of his career (11/26/15).
- Contributions helped the Panthers to the team's seventh shutout in franchise history in the 38-0 victory in Week 14 vs. Atlanta (12/13/15)...38 point margin of victory ties for the largest in franchise history.

POSTSEASON HIGHLIGHTS:

- Recorded 3.0 sacks, a forced fumble and an interception in Super Bowl 50 vs. Denver (2/7/16)...3.0 sacks tied Reggie White (Super Bowl XXXI vs. New England) and Darnell Dockett (Super Bowl XLIII vs. Pittsburgh) for the Super Bowl record...Ealy became the first player to record multiple sacks and an interception in the Super Bowl and was the first player since San Diego's Leslie O'Neal vs. Kansas City (1/2/93) to finish a postseason game with multiple sacks, an interception and a forced fumble.
- 3.0 sacks ties Charles Johnson (2015) for the most in a single-postseason in Panthers history.

Kony Ealy's 2015 Regular Season Stats

GP/GS	Tot	T	A	Sack	QH	PD	FF	FR	INT	Yds	TD
16/9	31	17	14	5.0	28	2	2	2	0	0	0

Kony Ealy's 2015 Postseason Stats

GP/GS	Tot	T	A	Sack	QH	PD	FF	FR	INT	Yds	TD
3/1	8	5	3	3.0	1	0	1	1	1	19	0

SEASON NOTES: (9/13 at JACKSONVILLE)...Started at defensive end and had two quarterback pressures... Saw action on special teams... (9/20 VS HOUSTON)...Started at defensive end and managed two assisted tackles and while adding one quarterback pressure and one pass defense...Saw action on special teams...(9/27 VS NEW ORLEANS)...Came off the bench as a reserve defense end to record four total tackles and two quarterback pressures...Saw action on special teams...(10/4 at TAMPA BAY)...Started at defensive end and posted five total tackles, two solo and three assisted plus three quarterback pressures... Saw action on special teams...(10/18 at SEATTLE)...Started at defensive end and registered two total tackles, one solo and one assisted to go along with two quarterback pressures... Saw action on special teams...(10/25 VS PHILADELPHIA)...Started at defensive end and tallied four total tackles, one solo and three assisted...Saw action on special teams...(11/2 VS INDIANAPOLIS)...Started at defensive end and put up three total tackles, one solo and two assisted to go along with one sack on quarterback Andrew Luck and two quarterback pressures...Saw action on special teams...(11/8 VS GREEN BAY)...Started at defensive end and recorded one solo tackle and one sack on quarterback Aaron Rodgers to go along with four quarterback pressures and one forced fumble...Saw action on special teams...(11/15 at TENNESSEE)...Started at defensive end and recorded one solo tackle and one sack on quarterback Marcus Mariota to go along with three quarterback hurries...Third consecutive games with a sack...Saw action on special teams...(11/22 VS WASHINGTON)...Started at defensive end and recorded one tackle, one sack on quarterback Kirk Cousins, two quarterback hurries, one forced fumble, one fumble recovery and one pass defense...Fourth consecutive game with a sack...Saw action on special teams...(11/26 at

\*NFC Divisional Playoff  
 \*\*NFC Championship  
 \*\*\*Super Bowl

DALLAS)...Contributed as a reserve defensive end and recorded one solo tackle and one quarterback hurry...Recorded a 10-yard sack on quarterback Matt Cassel in the fourth quarter to produce his fifth consecutive game with a sack, the longest such streak of his career...Saw action on special teams...(12/6 at NEW ORLEANS)...Served as a reserve defensive end and recorded one solo tackle...Saw action on special teams...(12/13 VS ATLANTA)... Contributed as a reserve defensive end and recorded two quarterback hurries and one fumble recovery...Contributions helped the Panthers to the team's seventh shutout in franchise history...(12/20 at NEW YORK GIANTS)... Served as a reserve defensive end and recorded one solo tackle...Saw action on special teams...(12/27 at ATLANTA)...Served as a reserve defensive end and managed one assisted tackle and one quarterback pressure...Saw action on special teams...(1/3 VS TAMPA BAY)... Served as a reserve defensive end and managed three solo tackles and three quarterback pressures...Saw action on special teams...(\*1/17 vs. SEATTLE)...Saw action as a reserve defensive end as well as on special teams...(\*\*1/24 vs. ARIZONA)...Started at defensive end and put up four total tackles and one quarterback hurry.....(\*\*\*2/7 SUPER BOWL 50 vs. DENVER)...Served as a reserve defensive end and put up four total tackles and three sacks on quarterback Peyton Manning to go along with one forced fumble and one fumble recovery and one interception for a gain of 19 yards...Tied Reggie White (Super Bowl XXXI vs. New England) and Darnell Dockett (Super Bowl XLIII vs. Pittsburgh) for the Super Bowl record...Became the first player to record multiple sacks and an interception in the Super Bowl and was the first player since San Diego's Leslie O'Neal vs. Kansas City (1/2/93) to finish a postseason game with multiple sacks, an interception and a forced fumble...Saw action on special teams.

**92 Dwan EDWARDS**                      6-3   305   Oregon State                      12                      FA '12  
 GP/GS/DNP/INA: (12/0/0/4)                      Career GP/GS: (136/64) [9/2]

REGULAR SEASON HIGHLIGHTS:

- Part of a defense that ranked in the top 10 for the fourth consecutive season...Carolina joins Seattle as the only two teams to field a top 10 defense in each of the last four seasons (2012-15).
- Contributions helped the Panthers to the team's seventh shutout in franchise history in the 38-0 victory in Week 14 vs. Atlanta (12/13/15)...38 point margin of victory ties for the largest in franchise history.

Dwan Edwards' 2015 Regular Season Stats

GP/GS	Tot	T	A	Sack	QH	PD	FF	FR	INT	Yds	TD
12/0	13	8	5	1.0	10	0	0	0	0	0	0

Dwan Edwards' 2015 Postseason Stats

GP/GS	Tot	T	A	Sack	QH	PD	FF	FR	INT	Yds	TD
3/0	2	2	0	1.0	1	0	0	0	0	0	0

SEASON NOTES: (9/13 at JACKSONVILLE)...Served as a reserve defensive tackle... Saw action of special teams... (9/20 VS HOUSTON)...Served as a reserve defensive tackle and tallied three solo tackles and registered one sack on quarterback Ryan Mallett...Saw action on special teams...(9/27 VS NEW ORLEANS)...Served as a reserve defensive tackle and registered two quarterback pressures... Saw action on special teams...(10/4 at TAMPA BAY)...Played as a reserve defensive tackle and posted two tackles and three quarterback pressures... Saw action on special teams...(10/18 at SEATTLE)...Served as a reserve defensive tackle... Saw action on special teams...(10/25 VS PHILADELPHIA)...Inactive with ankle injury...(11/2 VS INDIANAPOLIS)...Inactive with ankle injury...(11/8 VS GREEN BAY)...Inactive with ankle injury...(11/15 at TENNESSEE)...Inactive with

\*NFC Divisional Playoff  
 \*\*NFC Championship  
 \*\*\*Super Bowl



ankle injury...(11/22 VS WASHINGTON)...Served as a reserve defensive tackle and recorded one solo tackle...Saw action on special teams...(11/26 at DALLAS)...Served as a reserve defensive tackle and put up two total tackles, one solo and one assisted...Saw action on special teams...(12/6 at NEW ORLEANS)...Served as a reserve defensive tackle and put up one assisted tackle...Saw action on special teams...(12/13 VS ATLANTA)... Served as a reserve defensive tackle and recorded two total tackles and one quarterback hurry...Saw action on special teams...(12/20 at NEW YORK GIANTS)... Served as a reserve defensive tackle and put up one quarterback hurry...Saw action on special teams...(12/27 at ATLANTA)... Contributed as a reserve defensive tackle and put up one solo tackle and one quarterback pressure...Saw action on special teams...(1/3 VS TAMPA BAY)... Served as a reserve defensive tackle and put up one solo tackle and two quarterback pressures...Saw action on special teams...(\*1/17 vs. SEATTLE)...Saw action as a reserve defensive tackle where he was able to record one sack of quarterback Russell Wilson...Saw action on special teams...(\*\*1/24 vs. ARIZONA)...Contributed as a reserve defensive tackle and put up one solo tackle...Saw action on special teams...(\*\*\*)2/7 SUPER BOWL 50 vs. DENVER)...Served as a reserve defensive tackle...Saw action on special teams.

**95 Charles JOHNSON**      6-2    282    Georgia      9      D3 '07

GP/GS/DNP/INA: (9/9/0/0)

Career GP/GS: (118/90) [7/6]

REGULAR SEASON HIGHLIGHTS:

- Part of a defense that ranked in the top 10 for the fourth consecutive season...Carolina joins Seattle as the only two teams to field a top 10 defense in each of the last four seasons (2012-15).
- Contributions helped the Panthers to the team's seventh shutout in franchise history in the 38-0 victory in Week 14 vs. Atlanta (12/13/15)...38 point margin of victory ties for the largest in franchise history.

POSTSEASON HIGHLIGHTS:

- Recorded a second in three consecutive postseason games for Carolina, tying Kony Ealy (2015) for the most in team history in a single postseason.
- Part of a Carolina defense in the NFC Championship vs. Arizona that forced seven turnovers, the most by any team in a playoff game since the Green Bay had eight in the 2001 NFC Divisional Playoff at St. Louis (1/20/02).

Charles Johnson's 2015 Regular Season Stats

GP/GS	Tot	T	A	Sack	QH	PD	FF	FR	INT	Yds	TD
9/9	15	7	8	1.0	12	1	0	0	0	0	0

Charles Johnson's 2015 Postseason Stats

GP/GS	Tot	T	A	Sack	QH	PD	FF	FR	INT	Yds	TD
3/3	11	7	4	3.0	3	0	2	0	0	0	0

SEASON NOTES: (9/13 at JACKSONVILLE)...Started at defensive end and put up two solo tackles and one assisted tackle plus one sack and one quarterback pressure... (9/20 VS HOUSTON)...Started at defensive end and produced two solo tackles and notched two quarterback pressures....Saw action on special teams...(9/27 VS NEW ORLEANS)...Started at defensive end and came away with one assisted tackle and one quarterback pressure... Saw action on special teams...Left game during the second half due to a hamstring injury...Placed on injured/reserve-designated for return with an injured hamstring (9/29/15) ...(10/4 at TAMPA BAY)...Injured reserve...(10/18 at SEATTLE)...Injured

\*NFC Divisional Playoff  
 \*\*NFC Championship  
 \*\*\*Super Bowl

reserve...(10/25 VS PHILADELPHIA)...Injured reserve...(11/2 VS INDIANAPOLIS)...Injured reserve...(11/8 VS GREEN BAY)...Injured reserve...(11/15 at TENNESSEE)...Injured reserve...(11/22 VS WASHINGTON)...Injured reserve...(11/26 at DALLAS)...Started at defensive end and put up two total tackles...(12/6 at NEW ORLEANS)...Started at defensive end and recorded one assisted tackle and one pass defense...(12/13 VS ATLANTA)...Started at defensive end and recorded one quarterback hurry...Contributions helped the Panthers to the team's seventh shutout in franchise history...Saw action on special teams...(12/20 at NEW YORK GIANTS)...Started at defensive end and put up three total tackles and one quarterback pressure...Saw action on special teams...(12/27 at ATLANTA)...Started at defensive end and recorded two total tackles, one solo and one assisted...Saw action on special teams...(1/3 VS TAMPA BAY)... Started at defensive end and recorded one assisted tackle and three quarterback hurries...(\*1/17 vs. SEATTLE)...Started at defensive end and recorded one sack to go along with three total tackles...Saw action on special teams...(\*\*1/24 vs. ARIZONA)...Started at defensive end and recorded one solo tackle and one sack on quarterback Carson Palmer to go along with one forced fumble...(\*\*\*2/7 SUPER BOWL 50 vs. DENVER)...Started at defensive end and tallied seven total tackles, one sack on quarterback Peyton Manning and two quarterback hurries to go along with one forced fumble.

**98 Star LOTULELEI**                      6-2    320    Utah   3            D1 '13  
 GP/GS/DNP/INA: (14/14/0/2)              Career GP/GS: (44/43) [5/5]

REGULAR SEASON HIGHLIGHTS:

- Part of a defense that ranked in the top 10 for the fourth consecutive season...Carolina joins Seattle as the only two teams to field a top 10 defense in each of the last four seasons (2012-15).
- Recorded the first fumble recovery of his career in Week Four at Tampa Bay (10/4/15).
- Contributions helped the Panthers to the team's seventh shutout in franchise history in the 38-0 victory in Week 14 vs. Atlanta (12/13/15)...38 point margin of victory ties for the largest in franchise history.

Star Lotulelei's 2015 Regular Season Stats

GP/GS	Tot	T	A	Sack	QH	PD	FF	FR	INT	Yds	TD
14/14	25	15	10	1.0	5	2	1	1	0	0	0

Star Lotulelei's 2015 Postseason Stats

GP/GS	Tot	T	A	Sack	QH	PD	FF	FR	INT	Yds	TD
3/3	7	7	0	0.0	1	0	0	0	0	0	0

SEASON NOTES: (9/13 at JACKSONVILLE)...Inactive with a foot injury... (9/20 VS HOUSTON)...Inactive with a foot injury...(9/27 VS NEW ORLEANS)...Made his first start of the season at defensive tackle after recovering from a foot injury...Put up three total tackles, one solo and two assisted plus one pass defense... Saw action on special teams...(10/4 at TAMPA BAY)...Started at defensive tackle and contributed with one fumble recovery during the first quarter...Saw action on special teams...(10/18 at SEATTLE)...Started at defensive tackle and recorded one solo tackle...Saw action on special teams...(10/25 VS PHILADELPHIA)...Started at defensive tackle and put up four total tackles, three solo and one assisted to go along with one quarterback pressure...Saw action on special teams...(11/2 VS INDIANAPOLIS)...Started at defensive tackle and came away with two total tackles and two quarterback pressures to go along with one forced fumble...Saw action on special

\*NFC Divisional Playoff  
 \*\*NFC Championship  
 \*\*\*Super Bowl

teams...(11/8 VS GREEN BAY)...Started at defensive tackle and recorded one quarterback pressure...Recorded his first sack of the season on quarterback Aaron Rodgers...Saw action on special teams...(11/15 at TENNESSEE)...Started at defensive tackle and put up two total tackles, one solo and one assisted...Saw action on special teams...(11/22 VS WASHINGTON)...Started at defensive tackle and recorded one tackle...Saw action on special teams...(11/26 at DALLAS)...Started at defensive tackle...Saw action on special teams...(12/6 at NEW ORLEANS)...Started at defensive tackle and put up one solo tackle...Saw action on special teams...(12/13 VS ATLANTA)... Started at defensive tackle and recorded two total tackles, one solo and one assisted...(12/20 at NEW YORK GIANTS)... Started at defensive tackle and recorded three total tackles and one pass defense...Saw action on special teams...(12/27 at ATLANTA)...Started at defensive tackle and put up three total tackles, two solo and one assisted...Saw action on special teams...(1/3 VS TAMPA BAY)... Started at defensive tackle and recorded two total tackles, one solo and one assisted to go along with one quarterback pressure...Saw action on special teams...(\*1/17 vs. SEATTLE)...Started at defensive tackle and recorded one tackle...Saw action on special teams...(\*\*1/24 vs. ARIZONA)...Started at defensive tackle and put up one solo tackle and one quarterback pressure...Saw action on special teams...(\*\*\*)2/7 SUPER BOWL 50 vs. DENVER)...Started at defensive tackle and notched five solo tackles...Saw action on special teams.

**93** Kyle **LOVE**                      6-1   315   Mississippi State                      4                      FA '14  
 GP/GS/DNP/INA: (15/2/0/1)                      Career GP/GS: (58/27) [10/4]

REGULAR SEASON HIGHLIGHTS:

- Part of a defense that ranked in the top 10 for the fourth consecutive season...Carolina joins Seattle as the only two teams to field a top 10 defense in each of the last four seasons (2012-15).
- Recorded his first sack of the season and first as a Panther in Week 11 vs. Washington (11/22/15), taking down Kirk Cousins for a loss of six yards.
- Contributions helped the Panthers to the team's seventh shutout in franchise history in the 38-0 victory in Week 14 vs. Atlanta (12/13/15)...38 point margin of victory ties for the largest in franchise history.

Kyle Love's 2015 Regular Season Stats

GP/GS	Tot	T	A	Sack	QH	PD	FF	FR	INT	Yds	TD
15/2	19	13	6	3.0	4	0	0	1	0	0	0

Kyle Love's 2015 Postseason Stats

GP/GS	Tot	T	A	Sack	QH	PD	FF	FR	INT	Yds	TD
3/0	2	2	0	1.0	0	0	0	0	0	0	0

SEASON NOTES: (9/14 at JACKSONVILLE)...Started at defensive tackle... (9/20 VS HOUSTON)...Started at defensive tackle and dialed up four total tackles, two solo and two assisted...Saw action on special teams...(9/27 VS NEW ORLEANS)...Rotated in as a reserve defensive end and put up two assisted tackles and two quarterback pressures...Saw action on special teams...(10/4 at TAMPA BAY)...Served as a reserve defensive tackle and put up one solo tackle...Saw action on special teams...(10/18 at SEATTLE)...Served as a reserve defensive tackle...Saw action on special teams...(10/25 VS PHILADELPHIA)...Served as a reserve defensive tackle and recorded one quarterback pressure...(11/2 VS INDIANAPOLIS)...Served as a reserve defensive end and recorded one solo tackle...(11/8 VS GREEN BAY)...Contributed as a reserve

\*NFC Divisional Playoff  
 \*\*NFC Championship  
 \*\*\*Super Bowl

defensive tackle and came away with one solo tackle and one quarterback pressure...Recorded his second career fumble recovery and first this season...Saw action on special teams...(11/15 at TENNESSEE)...Served as a reserve defensive end and put up two total tackles, one solo and one assisted...Saw action on special teams...(11/22 VS WASHINGTON)...Contributed as a reserve defensive tackle and recorded two solo tackles...Recorded his first sack of the season and first as a Panther, taking down Kirk Cousins for a loss of six yards...Saw action on special teams...(11/26 at DALLAS)...Served as a reserve defensive tackle and put up one solo tackle...Saw action on special teams...(12/6 at NEW ORLEANS)...Served as a reserve defensive tackle and put up two solo tackles...Saw action on special teams...(12/13 VS ATLANTA)... Contributed as a reserve defensive tackle and put up one solo tackle and one sack...Saw action on special teams...(12/20 at NEW YORK GIANTS)... Served as a reserve defensive tackle and put up one assisted tackle...Saw action on special teams...(12/27 at ATLANTA)...Inactive with concussion...(1/3 VS TAMPA BAY)... Served as a reserve defensive tackle and put up one solo tackle to go along with one sack on quarterback Jameis Winston...(\*1/17 vs. SEATTLE)...Served as a reserve defensive tackle...(\*\*1/24 vs. ARIZONA)...Served as a reserve defensive tackle and recorded one solo tackle and a sack on quarterback Carson Palmer...(\*\*\*2/7 SUPER BOWL 50 vs. DENVER)...Served as a reserve defensive tackle and recorded one solo tackle.

## 99 Kawann SHORT

6-3 315 Purdue3 D2 '13

GP/GS/DNP/INA: (16/16/0/0)

Career GP/GS: (48/25) [6/5]

### HONORS:

AP All-Pro Second-Team; Pro Bowl; NFC Defensive Player of the Week (Week 6); NFC Defensive Player of the Month (October, December).

### REGULAR SEASON HIGHLIGHTS:

- Recorded a career-high and Panthers defensive tackle record 11.0 sacks in 2015...11.0 sacks tied for the most among NFL defensive tackles in 2015 and tied for eighth overall.
- Short produced four games of 2+ sacks this season, only Houston's J.J. Watt (5) had more.
- Part of a defense that ranked in the top 10 for the fourth consecutive season...Carolina joins Seattle as the only two teams to field a top 10 defense in each of the last four seasons (2012-15).
- Part of a unit that helped Carolina lead the NFL in interceptions (24), total takeaways (39), points off turnovers (148) and turnover differential (+20).
- Voted NFC Defensive Player of the Week for Week 6 following a 2-sack performance at Seattle (10/18/15).
- Produced a career-high 3.0 sacks in Week 7 vs. Philadelphia (10/25/15).
- Earned NFC Defensive Player of the Month for October, the first player of the month award of his career... His five sacks were the most by a defensive tackle and tied for the second-most in the NFL during the month.
- Recorded one sack on Saints quarterback Drew Brees in the third quarter in Week 13 at New Orleans (12/6/15) to bring his season total to seven, tying Kris Jenkins (7.0 in 2002) for the most sacks by a defensive tackle in a single season in Panthers history.
- Recorded two sacks vs. Atlanta (12/13/15) to reach 9.0 on the season, passing Kris Jenkins (7.0 in 2002) for the most sacks by a defensive tackle in a single season in Panthers history. The two sack fumbles mark the first time in his career he has forced multiple fumbles in a game.
- Contributions helped the Panthers to the team's seventh shutout in franchise history in the 38-0 victory in Week 14 vs. Atlanta (12/13/15)...38 point margin of victory ties for the largest in franchise history.
- Recorded two sacks on quarterback Matt Ryan for his fourth game of the season with two or more sacks in Week Sixteen vs. Atlanta (12/27/15).
- Named NFC Defensive Player of the Month for October...Five sacks during the month led all defensive tackles and his two forced fumbles tied for the most...Short is the first player in franchise history to win

\*NFC Divisional Playoff  
 \*\*NFC Championship  
 \*\*\*Super Bowl

multiple Player of the Month Awards in a season...Short is the first player to win multiple NFC Defensive Player of the Month Awards in a season since Green Bay's Charles Woodson in 2009 (September, November, December).

POSTSEASON HIGHLIGHTS:

- Part of a Carolina defense in the NFC Championship vs. Arizona that forced seven turnovers, the most by any team in a playoff game since the Green Bay had eight in the 2001 NFC Divisional Playoff at St. Louis (1/20/02).

Kawann Short's 2015 Regular Season Stats

GP/GS	Tot	T	A	Sack	QH	PD	FF	FR	INT	Yds	TD
16/16	51	40	11	11.0	32	6	3	2	0	0	0

Kawann Short's 2015 Postseason Stats

GP/GS	Tot	T	A	Sack	QH	PD	FF	FR	INT	Yds	TD
3/3	6	5	1	2.0	6	1	1	0	0	0	0

SEASON NOTES: (9/13 at JACKSONVILLE)...Started at defensive tackle and recorded one solo tackle and one assisted tackle plus one quarterback pressure...Saw action on special teams... (9/20 VS HOUSTON)...Started at defensive tackle and managed three total sacks, one solo and two assisted along with seven quarterback pressures....Saw action on special teams...(9/27 VS NEW ORLEANS)...Started at defensive tackle and registered two total tackles... Saw action on special teams...(10/4 at TAMPA BAY)...Started at defensive tackle and registered four total tackles and three quarterback pressures to go along with two passes defensed.... Saw action on special teams...(10/18 at SEATTLE)...Started at defensive tackle and put up six total tackles, five solo and one assisted plus two sacks on quarterback Russell Wilson to go along with two quarterback pressures and one pass defense...Earned NFC Defensive Player of the Week honors for performance...Saw action on special teams...(10/25 VS PHILADELPHIA)...Started at defensive tackle and put up seven total tackles, a career-high three sacks on quarterback Sam Bradford and three quarterback pressures to go along with one forced fumble and one pass defense...Saw action on special teams...(11/2 VS INDIANAPOLIS)...Started at defensive tackle and logged two solo tackles including one quarterback pressure and two passes defensed...Saw action on special teams...(11/8 VS GREEN BAY)...Started at defensive tackle and tallied four total tackles, three solo and one assisted to along with two quarterback hurries...Recorded a sack on quarterback Aaron Rodgers just before halftime for a loss of nine yards ...Saw action on special teams...(11/15 at TENNESSEE)...Started at defensive tackle and dialed up three total tackles, two quarterback pressures and one fumble recovery...Saw action on special teams...(11/22 VS WASHINGTON)...Started at defensive tackle and put up one solo tackle and one quarterback pressure...Saw action on special teams...(11/26 at DALLAS)...Started at defensive tackle and logged three total tackles and three quarterback pressures...Saw action on special teams...(12/6 at NEW ORLEANS)...Started at defensive tackle and put up one solo tackle and three quarterback hurries...Recorded one sack on Saints quarterback Drew Brees in the third quarter to bring his season total to seven, tying Kris Jenkins (7.0 in 2002) for the most sacks by a defensive tackle in a single season in Panthers history...Saw action on special teams...(12/13 VS ATLANTA)... Started at defensive tackle and put up three solo tackles and three quarterback pressures to go along with two forced fumbles and one fumble recovery...Recorded two sacks, one in the second quarter and one in the third...The two sacks bring him to nine on the season, passing Kris Jenkins (7.0 in 2002) for the most sacks by a defensive tackle in a single season in Panthers history. The two sack fumbles mark the first time in his career he has forced multiple fumbles in a game...Contributions helped the Panthers to the team's

\*NFC Divisional Playoff  
 \*\*NFC Championship  
 \*\*\*Super Bowl

seventh shutout in franchise history...Saw action on special teams...(12/20 at NEW YORK GIANTS)...Started at defensive tackle and recorded two solo tackles and one quarterback pressure...Saw action on special teams...(12/27 at ATLANTA)...Started at defensive tackle and put up seven solo tackles...Recorded two sacks on quarterback Matt Ryan for the fourth game of the season with two or more sacks...Saw action on special teams...(1/3 VS TAMPA BAY)... Started at defensive tackle and recorded one assisted tackle...Saw action on special teams...(\*1/17 vs. SEATTLE)...Started at defensive tackle and recorded 3 total tackles to go along with one sack and four QB pressures...Saw action on special teams...(\*\*1/24 vs. ARIZONA)...Started at defensive tackle and put up two total tackles and one forced fumble to go along with one sack on quarterback Carson Palmer...Part of a Carolina defense that forced seven turnovers, the most by any team in a playoff game since the Green Bay had eight in the 2001 NFC Divisional Playoff at St. Louis (1/20/02)...Saw action on special teams...(\*\*\*)2/7 SUPER BOWL vs. DENVER)...Started at defensive tackle and put up one solo tackle and one quarterback pressure...Saw action on special teams.

\*NFC Divisional Playoff  
\*\*NFC Championship  
\*\*\*Super Bowl

# LINEBACKERS

58 Thomas DAVIS 6-1 235 Georgia 11 D1 '05

GP/GS/DNP/INA: (16/16/0/0)

Career GP/GS: (133/115) [10/7]

## HONORS:

AP All-Pro First Team; Pro Bowl; NFLPA Byron "Whizzer" White Award; The Bart Starr Award.

## REGULAR SEASON HIGHLIGHTS:

- Part of a defense that ranked in the top 10 for the fourth consecutive season...Carolina joins Seattle as the only two teams to field a top 10 defense in each of the last four seasons (2012-15).
- Finished the season as the only player in the NFL with 5+ sacks (5.5) and 4+ interceptions (4).
- Part of a unit that helped Carolina lead the NFL in interceptions (24), total takeaways (39), points off turnovers (148) and turnover differential (+20).
- Earned his 100<sup>th</sup> career start in Week One vs. Jacksonville (09/13/15).
- Had a game-clinching interception late in the fourth quarter to seal the victory over Green Bay (11/8/15)...Marked his single-season career-high third interception of 2015.
- Notched his fourth sack of the season at the end of the third quarter in Week Twelve vs. Dallas (11/26/15), tying his single-season career high accomplished in 2013.
- Notched his fifth sack of the season with a 9-yard sack on Saints quarterback Drew Brees in the fourth quarter in Week 13 at New Orleans (12/6/15).
- Recorded a half sack vs. Atlanta (12/13/15) to bring him to a career-high 5.5, surpassing his previous career high of 4.0 accomplished in 2013.
- Contributions helped the Panthers to the team's seventh shutout in franchise history in the 38-0 victory in Week 14 vs. Atlanta (12/13/15)...38 point margin of victory ties for the largest in franchise history.
- In Week 17 vs. Tampa Bay (1/3/16), recorded six tackles to reach 954 for his career, the most in Panthers history.

## Thomas Davis' 2015 Regular Season Stats

GP/GS	Tot	T	A	Sack	QH	PD	FF	FR	INT	Yds	TD
16/16	123	92	31	5.5	15	7	4	2	4	22	0

## Thomas Davis' 2015 Postseason Stats

GP/GS	Tot	T	A	Sack	QH	PD	FF	FR	INT	Yds	TD
3/3	20	17	3	0.0	0	1	0	0	0	0	0

SEASON NOTES: (9/13 at JACKSONVILLE)...Started at linebacker and registered eight total tackles, seven solo and one assisted with one sack and one interception for one yard...Earned his 100<sup>th</sup> career start... Saw action on special teams... 9/20 VS HOUSTON)...Started at linebacker and compiled eleven total tackles, seven solo and four assisted along with one pass defended...Saw action on special teams...(9/27 VS NEW ORLEANS)...Started at linebacker and compiled twelve total tackles and forced a fumble that was recovered by Roman Harper...Saw action on special teams...(10/4 at TAMPA BAY)...Started at linebacker and tallied eleven total tackles, eight solo and three assisted along with one quarterback pressure and one interception during the fourth quarter... Saw action on special teams...(10/18 at SEATTLE)...Started at linebacker and put up nine total tackles, one sack on quarterback Russell Wilson and one quarterback pressure...Saw action on special teams...(10/25 VS PHILADELPHIA)...Started at linebacker and tallied fourteen solo tackles...Saw action on special

\*NFC Divisional Playoff  
 \*\*NFC Championship  
 \*\*\*Super Bowl

teams...(11/2 VS INDIANAPOLIS)...Started at linebacker and recorded five total tackles, three solo and two assisted to go along with one quarterback pressure and two passes defended...Saw action on special teams...(11/8 VS GREEN BAY)...Started at linebacker and put up eight total tackles including one sack on quarterback Aaron Rodgers and two quarterback pressures...Had a game-clinching interception late in the fourth quarter to seal the victory over Green Bay...Saw action on special teams...(11/15 at TENNESSEE)...Started at linebacker and recorded one solo tackle and three quarterback pressures...Saw action on special teams...(11/22 VS WASHINGTON)...Started at linebacker and put up one solo tackle and one quarterback pressure to go along with one forced fumble and one fumble recovery...Saw action on special teams...(11/26 at DALLAS)...Started at linebacker and tallied five total tackles and one quarterback hurry to go along with two passes defended...Notched his fourth sack of the season at the end of the third quarter, tying his single-season career high accomplished in 2013...Saw action on special teams...(12/6 at NEW ORLEANS)...Started at linebacker and notched seven solo tackles and one forced fumble...Notched his fifth sack of the season with a 9-yard sack on Saints quarterback Drew Brees in the fourth quarter, establishing a new single-season career high...Saw action on special teams...(12/13 VS ATLANTA)...Started at linebacker and recorded eight total tackles and two quarterback pressures to go along with one forced fumble... Recorded a half sack to bring him to 5.5 sacks this season as a career-high, surpassing his previous career high of 4.0 accomplished in 2013...Contributions helped the Panthers to the team's seventh shutout in franchise history...38 point margin of victory ties for the largest in franchise history...(12/20 at NEW YORK GIANTS)...Started at linebacker and tallied thirteen total tackles and one pass defense...Saw action on special teams...(12/27 at ATLANTA)...Started at linebacker and recorded four solo tackles and three quarterback hurries...Saw action on special teams...(1/3 VS TAMPA BAY)...Started at linebacker and put up six total tackles, one pass defense and one interception for a gain of 22 yards...Became the Panthers all-time leading tackler with 954 stops...Saw action on special teams...(\*1/17 vs. SEATTLE)...Started at linebacker where he totaled five total tackles and one pass defense...Saw action on special teams...(\*\*1/24 vs. ARIZONA)...Started at linebacker and recorded eight total tackles before leaving the game late in the first half with an arm injury...(\*\*\*2/7 SUPER BOWL 50 vs. DENVER)...Started at linebacker and recorded seven total tackles.

**53 Ben JACOBS** 6-4 245 Fresno State 3 FA '13  
 GP/GS/DNP/INA: (16/0/0/0) Career GP/GS: (37/0) [5/0]

Ben Jacob's 2015 Regular Season Stats

GP/GS	Tot	T	A	Sack	QH	PD	FF	FR	INT	Yds	TD
16/0	7	6	1	0.0	0	0	0	0	0	0	0

Ben Jacob's 2015 Postseason Stats

GP/GS	Tot	T	A	Sack	QH	PD	FF	FR	INT	Yds	TD
3/0	0	0	0	0.0	0	0	0	0	0	0	0

SEASON NOTES: (9/13 at JACKSONVILLE)...Served as a reserve linebacker...Saw action on special teams... (9/20 VS HOUSTON)...Served as a reserve linebacker...Saw action on special teams... (9/27 VS NEW ORLEANS)...Served as a reserve linebacker... Saw action on special teams...(10/4 at TAMPA BAY)...Served as a reserve linebacker... Saw action on special

\*NFC Divisional Playoff  
 \*\*NFC Championship  
 \*\*\*Super Bowl



teams...(10/18 at SEATTLE)...Served as a reserve linebacker...Saw action on special teams...(10/25 VS PHILADELPHIA)...Served as a reserve linebacker... Saw action on special teams...(11/2 VS INDIANAPOLIS)...Served as a reserve linebacker...Saw action on special teams...(11/8 VS GREEN BAY)...Served as a reserve linebacker...Saw action on special teams...(11/15 at TENNESSEE)...Served as a reserve linebacker...Saw action on special teams...(11/22 VS WASHINGTON)...Served as a reserve linebacker...Saw action on special teams...(11/26 at DALLAS)...Served as a reserve linebacker...Saw action on special teams...(12/6 at NEW ORLEANS)...Served as a reserve linebacker...Saw action on special teams...(12/13 VS ATLANTA)...Served as a reserve linebacker and recorded three solo tackles...Saw action on special teams...(12/20 at NEW YORK GIANTS)...Served as a reserve linebacker...Saw action on special teams...(12/27 at ATLANTA)...Served as a reserve linebacker...Saw action on special teams...(1/3 VS TAMPA BAY)...Contributed as a reserve linebacker and managed four total tackles...Saw action on special teams...(\*1/17 vs. SEATTLE)...Served as a reserve linebacker...Saw action on special teams...(\*\*1/24 vs. ARIZONA)...Served as a reserve linebacker...Saw action on special teams...(\*\*\*2/7 vs. DENVER)...Served as a reserve linebacker...Saw action on special teams.

**56 A.J. KLEIN**                      6-1      240    Iowa State      3      D5 '13  
 GP/GS/DNP/INA: (15/7/0/1)                      Career GP/GS: (45/17) [4/0]

**REGULAR SEASON HIGHLIGHTS:**

- Part of a defense that ranked in the top 10 for the fourth consecutive season...Carolina joins Seattle as the only two teams to field a top 10 defense in each of the last four seasons (2012-15).
- Part of a unit that helped Carolina lead the NFL in interceptions (24), total takeaways (39), points off turnovers (148) and turnover differential (+20).
- Earned his first career interception and returned it for eight yards in Week Two vs. Houston (09/20/15).
- Recorded a career-high 15 tackles in Week Three vs. New Orleans (9/27/15).
- Recorded his first sack of the season on quarterback Sean Renfree vs. Atlanta (12/13/15).
- Contributions helped the Panthers to the team's seventh shutout in franchise history in the 38-0 victory in Week 14 vs. Atlanta (12/13/15)...38 point margin of victory ties for the largest in franchise history.

A.J. Klein's 2015 Regular Season Stats

GP/GS	Tot	T	A	Sack	QH	PD	FF	FR	INT	Yds	TD
15/7	56	42	14	1.0	0	0	1	0	1	8	0

A.J. Klein's 2015 Postseason Stats

GP/GS	Tot	T	A	Sack	QH	PD	FF	FR	INT	Yds	TD
3/0	3	1	2	0.0	0	0	0	0	0	0	0

SEASON NOTES: (9/13 at JACKSONVILLE)...Served as a reserve linebacker and recorded six total tackles, five solo and one assisted...Saw action on special teams... (9/20 VS HOUSTON)...Started at middle linebacker in place of injured Luke Kuechly... Recorded four total tackles, two solo and two assisted...Earned his first career interception and returned it for eight yards...Saw action on special teams...(9/27 VS NEW ORLEANS)...Started at middle linebacker and managed fifteen total tackles... eleven solo and four assisted...Saw action on special teams...(10/4 at TAMPA BAY)...Started at linebacker and managed eleven total tackles, seven solo and four assisted.... Saw action on special

\*NFC Divisional Playoff  
 \*\*NFC Championship  
 \*\*\*Super Bowl

teams...(10/18 at SEATTLE)...Inactive with concussion...(10/25 VS PHILADELPHIA)...Served as a reserve linebacker...Saw action on special teams...(11/2 VS INDIANAPOLIS)...Started at linebacker and recorded two solo tackles...Saw action on special teams...(11/8 VS GREEN BAY)...Served as a reserve linebacker...Saw action on special teams...(11/15 at TENNESSEE)...Started at linebacker and managed five total tackles, three solo and two assisted...Saw action on special teams...(11/22 VS WASHINGTON)...Contributed as a reserve linebacker and tallied three solo tackles...Saw action on special teams...(11/26 at DALLAS)...Started at linebacker and put up five total tackles...Saw action on special teams...(12/6 at NEW ORLEANS)...Served as a reserve linebacker...Saw action on special teams...(12/13 VS ATLANTA)...Served as a reserve linebacker and put up five total tackles and one forced fumble...Recorded his first sack of the season on quarterback Sean Renfree...Contributions helped the Panthers to the team's seventh shutout in franchise history...38 point margin of victory ties for the largest in franchise history.Saw action on special teams...(12/20 at NEW YORK GIANTS)... Served as a reserve linebacker...Saw action on special teams...(12/27 at ATLANTA)...Served as a reserve linebacker...Saw action on special teams...(1/3 VS TAMPA BAY)...Served as a reserve linebacker...Saw action on special teams...(\*1/17 vs. SEATTLE)...Saw action on special teams...(\*\*1/24 vs. ARIZONA)...Served as a reserve linebacker and recorded three total tackles...Saw action on special teams...(\*\*\*2/7 SUPER BOWL 50 vs. DENVER)...Served as a reserve linebacker...Saw action on special teams.

**59 Luke KUECHLY** 6-3 238 Boston College 4 D1 '12  
 GP/GS/DNP/INA: 13/13/0/3 Career GP/GS: (61/61) [6/6]

**HONORS:**

AP All-Pro First-Team; Pro Bowl; PFWA All-NFL; Sporting News All-Pro; NFC Defensive Player of the Week (Week 12).

**REGULAR SEASON HIGHLIGHTS:**

- Part of a defense that ranked in the top 10 for the fourth consecutive season...Carolina joins Seattle as the only two teams to field a top 10 defense in each of the last four seasons (2012-15).
- Part of a unit that helped Carolina lead the NFL in interceptions (24), total takeaways (39), points off turnovers (148) and turnover differential (+20).
- Passed Mike Rucker (553 from 1997-2007) for fifth-most all-time tackles in team history In Week 1 at Jacksonville (09/13/15).
- Earned his 50<sup>th</sup> career start in Week Six vs. Seattle (10/18/15)...16 tackles allowed him to pass Chris Gamble (558 from 2004-12) for fourth-most in team history.
- Had a key interception in overtime to seal the victory in Week Eight vs. Indianapolis (11/2/15).
- In Week Twelve at Dallas (11/26/15), intercepted Cowboys quarterback Tony Romo on consecutive plays from scrimmage and ran one back for a touchdown, which marks his first touchdown of his NFL career... Became the first player since the Houston Oilers Marcus Robertson in 1997 to record interceptions on consecutive plays from scrimmage...Kuechly is the first player to intercept an opponent on the first play from scrimmage after victimizing the same player with a pick-six since Cleveland's Clay Matthews in 1987...Two interceptions at Dallas were a single-game career high.
- Recorded an interception in Week 14 vs. Atlanta (12/13/15) at the end of the third quarter, picking off Falcons quarterback Matt Ryan. This interception marks his fourth of the season, tying a career best. Kuechly has 11 interceptions since entering the NFL in 2012, the most among linebackers in that span.
- Contributions helped the Panthers to the team's seventh shutout in franchise history in the 38-0 victory in Week 14 vs. Atlanta (12/13/15)...38 point margin of victory ties for the largest in franchise history.

**POSTSEASON SEASON HIGHLIGHTS:**

- Intercepted Seattle quarterback Russell Wilson and returned the ball 14 yards for a touchdown during the NFC Divisional Playoff (1/17/16).

\*NFC Divisional Playoff  
 \*\*NFC Championship  
 \*\*\*Super Bowl

- Intercepted Arizona quarterback Carson Palmer and returned the ball 22 yards for a touchdown during the NFC Championship (1/24/16)...First linebacker in the Super Bowl era with multiple interception return touchdowns in a single postseason...Carolina scored 49 points against Arizona, the second-most points scored in conference championship game since the AFL-NFL merger in 1970.
- Part of a Carolina defense in the NFC Championship vs. Arizona that forced seven turnovers, the most by any team in a playoff game since the Green Bay had eight in the 2001 NFC Divisional Playoff at St. Louis (1/20/02).

### Luke Kuechly's 2015 Regular Season Stats

GP/GS	Tot	T	A	Sack	QH	PD	FF	FR	INT	Yds	TD
13/13	137	110	27	1.0	8	5	2	1	3	48	1

### Luke Kuechly's 2015 Postseason Stats

GP/GS	Tot	T	A	Sack	QH	PD	FF	FR	INT	Yds	TD
3/3	27	18	9	1.0	0	2	0	1	2	36	2

SEASON NOTES: (9/7 at JACKSONVILLE)...Started at linebacker and recorded eight total tackles, seven solo and one assisted plus one sack... ...Left game late in the first half due to a concussion... Passed Mike Rucker (553 from 1997-2007) for fifth-most all-time tackles in team history... Saw action on special teams... (9/20 VS HOUSTON)...Inactive with concussion...Marked first missed game of his career, ending streak of 49 consecutive games started...(9/27 VS NEW ORLEANS)...Inactive with concussion...(10/4 at TAMPA BAY)...Inactive with concussion...(10/18 at SEATTLE)...Started at linebacker after missing three games with a concussion and tallied sixteen total tackles and one quarterback pressure...16 tackles allowed him to pass Chris Gamble (558 from 2004-12) for fourth-most in team history...Earned his 50<sup>th</sup> career start...Saw action on special teams...(10/25 VS PHILADELPHIA)...Started at linebacker and tallied fourteen total tackles to go along with one quarterback pressure and one pass defense...Saw action on special teams...(11/2 VS INDIANAPOLIS)...Started at linebacker and tallied fifteen total tackles to go along with one pass defense...Had a key interception in overtime to seal the victory over the Colts...Saw action on special teams...(11/8 VS GREEN BAY)...Started at linebacker and put up fourteen total tackles, eight solo and five assisted to go along with one pass defense...Saw action on special teams...(11/15 at TENNESSEE)...Started at linebacker and tallied twelve total tackles and one forced fumble...Saw action on special teams...(11/22 VS WASHINGTON)...Started at linebacker and registered five solo tackles and one quarterback pressure to go along with one forced fumble and one fumble recovery...Saw action on special teams...(11/26 at DALLAS)...Started at linebacker and put up seven total tackles, six solo and one assisted...Intercepted Cowboys quarterback Tony Romo twice during the second quarter and ran one back for a touchdown, which marks his first touchdown of his NFL career. His two interceptions were a single-game career high...Saw action on special teams...(12/6 at NEW ORLEANS)...Started at linebacker and put up seven solo tackles and two quarterback pressures...Saw action on special teams...(12/13 VS ATLANTA)...Started at linebacker and put up eight total tackles and three quarterback pressures...Recorded an interception at the end of the third quarter, picking off Falcons quarterback Matt Ryan. This interception marks his fourth of the season, tying a career best. Kuechly has 11 interceptions since entering the NFL in 2012, the most among linebackers in that span...Contributions helped the Panthers to the team's seventh shutout in franchise history...38 point margin of victory ties for the largest in franchise history...Saw action on special teams...(12/20 at NEW YORK GIANTS)... Started at linebacker and put up fifteen total tackles and one pass defense...Saw

\*NFC Divisional Playoff  
 \*\*NFC Championship  
 \*\*\*Super Bowl

action on special teams...(12/27 at ATLANTA)...Started at linebacker and tallied seven total tackles...Saw action on special teams...(1/3 VS TAMPA BAY)...Started at linebacker and put up nine total tackles and one pass defense...Saw action on special teams...(\*1/17 vs. SEATTLE)...Started at linebacker and recorded ten total tackles to go along with one pass defense...Intercepted Seattle quarterback Russell Wilson and returned the ball 14 yards for a touchdown...(\*\*1/24 vs. ARIZONA)...Started at linebacker and put up seven total tackles and one fumble recovery...Intercepted Arizona quarterback Carson Palmer and returned the ball 22 yards for a touchdown...First linebacker in the Super Bowl era with multiple interception return touchdowns in a single postseason...Carolina scored 49 points, the second-most points scored in conference championship game since the AFL-NFL merger in 1970...Part of a Carolina that forced seven turnovers, the most by any team in a playoff game since the Green Bay had eight in the 2001 NFC Divisional Playoff at St. Louis (1/20/02)...Saw action on special teams...(\*\*\*)2/7 SUPER BOWL 50 vs. DENVER)...Started at linebacker and tallied ten total tackles and one sack on quarterback Peyton Manning to go along with one pass defense...Saw action on special teams.

**55 David MAYO** 6-2 240 Texas State R D5a'15  
 GP/GS/DNP/INA: (12/0/0/4) Career GP/GS: (12/0) [3/0]

David Mayo's 2015 Regular Season Stats

GP/GS	Tot	T	A	Sack	QH	PD	FF	FR	INT	Yds	TD
12/0	0	0	0	0.0	0	0	0	0	0	0	0

David Mayo's 2015 Postseason Stats

GP/GS	Tot	T	A	Sack	QH	PD	FF	FR	INT	Yds	TD
3/0	0	0	0	0.0	0	0	0	0	0	0	0

SEASON NOTES: (9/13 at JACKSONVILLE)...Inactive... (9/20 VS HOUSTON)...Made NFL debut...Played as a reserve linebacker...Saw action on special teams...(9/27 VS NEW ORLEANS)...Served as a reserve linebacker...Saw action on special teams...(10/4 at TAMPA BAY)...Served as a reserve linebacker...Saw action on special teams...(10/18 at SEATTLE)...Served as a reserve linebacker...Saw action on special teams...(10/25 VS PHILADELPHIA)...Served as a reserve linebacker...Saw action on special teams...(11/2 VS INDIANAPOLIS)...Served as a reserve linebacker...Saw action on special teams...(11/8 VS GREEN BAY)...Served as a reserve linebacker...Saw action on special teams...(11/15 at TENNESSEE)...Served as a reserve linebacker...Saw action on special teams...(11/22 VS WASHINGTON)...Served as a reserve linebacker...Saw action on special teams...(11/26 at DALLAS)...Served as a reserve linebacker...Saw action on special teams...(12/6 at NEW ORLEANS)...Served as a reserve linebacker...Saw action on special teams...(12/13 VS ATLANTA)...Served as a reserve linebacker before leaving the game with a hamstring injury...Saw action on special teams...(12/20 at NEW YORK GIANTS)... Inactive with hamstring injury...(12/27 at ATLANTA)...Inactive with hamstring injury...(1/3 VS TAMPA BAY)...Inactive...(\*1/17 vs. SEATTLE)...Served as a reserve linebacker...Saw action on special teams...(\*\*1/24 vs. ARIZONA)...Served as a reserve linebacker...Saw action on special teams...(\*\*\*)2/7 SUPER BOWL 50 vs. DENVER)...Served as a reserve linebacker...Saw action on special teams.

\*NFC Divisional Playoff  
 \*\*NFC Championship  
 \*\*\*Super Bowl

54 Shaq THOMPSON 6-0 230 Washington R D1'15  
 GP/GS/DNP/INA: (14/10/0/2) Career GP/GS: (14/10) 3/3]

REGULAR SEASON HIGHLIGHTS:

- Part of a defense that ranked in the top 10 for the fourth consecutive season...Carolina joins Seattle as the only two teams to field a top 10 defense in each of the last four seasons (2012-15).
- Made NFL debut and earned first career start in Week 1 at Jacksonville (9/13/15).
- Recorded first career sack in Week 3 vs. New Orleans (9/27/15), dropping Luke McCown for a loss.
- Contributions helped the Panthers to the team's seventh shutout in franchise history in the 38-0 victory in Week 14 vs. Atlanta (12/13/15)...38 point margin of victory ties for the largest in franchise history.

Shaq Thompson's 2015 Regular Season Stats

GP/GS	Tot	T	A	Sack	QH	PD	FF	FR	INT	Yds	TD
14/10	61	42	19	1.0	2	4	0	0	0	0	0

Shaq Thompson's 2015 Postseason Stats

GP/GS	Tot	T	A	Sack	QH	PD	FF	FR	INT	Yds	TD
3/3	9	8	1	0.0	0	0	0	0	0	0	0

SEASON NOTES: (9/13 at JACKSONVILLE)...Had his first career start at linebacker and recorded one assisted tackle...Saw action on special teams... (9/20 VS HOUSTON)...Started at linebacker and racked up five solo tackles...Saw action on special teams...(9/27 VS NEW ORLEANS)...Started at linebacker and recorded eight total tackles and earned his first career sack on quarterback Luke McCown... Saw action on special teams...(10/4 at TAMPA BAY)...Started at linebacker and logged five total tackles, three solo and two assisted and one quarterback pressure... Saw action on special teams...(10/18 at SEATTLE)...Started at linebacker and managed five total tackles, two solo and three assisted and one quarterback pressure... Left game during the fourth quarter with a knee injury...Saw action on special teams...(10/25 VS PHILADELPHIA)...Inactive with knee injury...(11/2 VS INDIANAPOLIS)...Inactive with knee injury...(11/8 VS GREEN BAY)...Started at linebacker and recorded one assisted tackle...Saw action on special teams...(11/15 at TENNESSEE)...Served as a reserve linebacker and recorded two total tackles, one solo and one assisted...Saw action on special teams...(11/22 VS WASHINGTON)...Served as a reserve linebacker and tallied five total tackles, three solo and two assisted to go along with one pass defense...Saw action on special teams...(11/26 at DALLAS)...Contributed as a reserve linebacker and put up three total tackles...Saw action on special teams...(12/6 at NEW ORLEANS)...Served as a reserve linebacker and recorded three total tackles, two solo and one assisted...Saw action on special teams...(12/13 VS ATLANTA)...Started at linebacker and put up four total tackles, two solo and two assisted...Contributions helped the Panthers to the team's seventh shutout in franchise history...38 point margin of victory ties for the largest in franchise history...Saw action on special teams...(12/20 at NEW YORK GIANTS)... Started at linebacker and recorded five solo tackles...Saw action on special teams...(12/27 at ATLANTA)...Started at linebacker and recorded six total tackles, five solo and one assisted...Saw action on special teams...(1/3 VS TAMPA BAY)...Started at linebacker and put up eight total tackles, six solo and two assisted to go along with one pass defense...Saw action on special teams...(\*1/17 vs. SEATTLE)...Started at

\*NFC Divisional Playoff  
 \*\*NFC Championship  
 \*\*\*Super Bowl

linebacker and assisted on one tackle...Saw action on special teams...(\*\*1/24 vs. ARIZONA)...Started at linebacker and recorded three solo tackles...Saw action on special teams...(\*\*2/7 SUPER BOWL 50 vs. DENVER)...Started at linebacker and recorded five solo tackles...Saw action on special teams.

\*NFC Divisional Playoff  
\*\*NFC Championship  
\*\*\*Super Bowl

# DEFENSIVE BACKS

**33 Tre BOSTON** 6-1 210 North Carolina 2 D4 '14  
 GP/GS/DNP/INA: (16/1/0/0) Career GP/GS: (27/6) [5/2]

**REGULAR SEASON HIGHLIGHTS:**

- Part of a defense that ranked in the top 10 for the fourth consecutive season...Carolina joins Seattle as the only two teams to field a top 10 defense in each of the last four seasons (2012-15).
- Contributions helped the Panthers to the team's seventh shutout in franchise history in the 38-0 victory in Week 14 vs. Atlanta (12/13/15)...38 point margin of victory ties for the largest in franchise history.

**POSTSEASON HIGHLIGHTS:**

- Part of a Carolina defense in the NFC Championship vs. Arizona that forced seven turnovers, the most by any team in a playoff game since the Green Bay had eight in the 2001 NFC Divisional Playoff at St. Louis (1/20/02).

Tre Boston's 2015 Regular Season Stats

GP/GS	Tot	T	A	Sack	QH	PD	FF	FR	INT	Yds	TD
16/1	19	16	3	0.0	0	1	0	0	0	0	0

Tre Boston's 2015 Postseason Stats

GP/GS	Tot	T	A	Sack	QH	PD	FF	FR	INT	Yds	TD
3/0	4	3	1	1.0	0	1	0	1	1	5	0

**SEASON NOTES:** (9/7 at JACKSONVILLE)...Served as a reserve safety... Saw action on special teams... (9/20 VS HOUSTON)...Served as a reserve safety...Saw action on special teams...(9/27 VS NEW ORLEANS)...Served as a reserve safety and registered three solo tackles... Saw action on special teams...(10/4 at TAMPA BAY)...Served as a reserve safety and committed four solo tackles, three solo and one assisted along with one pass defense...Saw action on special teams...(10/18 at SEATTLE)...Served as a reserve safety and recorded one solo tackle... Saw action on special teams...(10/25 VS PHILADELPHIA)...Served as a reserve safety...Saw action on special teams...(11/2 VS INDIANAPOLIS)...Served as a reserve safety and recorded one solo tackle...Saw action on special teams...(11/8 VS GREEN BAY)...Served as a reserve safety...Saw action on special teams...(11/15 at TENNESSEE)...Served as a reserve safety and put up two solo tackles...Saw action on special teams...(11/22 VS WASHINGTON)...Served as a reserve safety...Saw action on special teams...(11/26 at DALLAS)...Served as a reserve safety and put up one solo tackle...Saw action on special teams...(12/6 at NEW ORLEANS)...Served as a reserve safety...Saw action on special teams...(12/13 VS ATLANTA)...Served as a reserve safety and put up two total tackles, one solo and one assisted...Saw action on special teams...(12/20 at NEW YORK GIANTS)... Served as a reserve safety...Saw action on special teams...(12/27 at ATLANTA)...Served as a reserve safety...Saw action on special teams...(1/3 VS TAMPA BAY)... Started at free safety and put up five total tackles...Saw action on special teams...(\*1/17 vs. SEATTLE)...Saw action as a reserve safety where he was able to record one QB sack...Saw action on special teams...(\*\*1/24 vs. ARIZONA)...Contributed as a reserve safety and recorded one assisted tackle and one fumble recovery

\*NFC Divisional Playoff  
 \*\*NFC Championship  
 \*\*\*Super Bowl

to go along with one interception for a gain of five yards...Part of a Carolina defense that forced seven turnovers, the most by any team in a playoff game since the Green Bay had eight in the 2001 NFC Divisional Playoff at St. Louis (1/20/02)...Saw action on special teams...(\*\*2/7 SUPER BOWL 50 vs. DENVER)...Served as a reserve safety and recorded two total tackles...Saw action on special teams.

**20 Kurt COLEMAN** 5-11 200 Ohio State 6 UFA'15  
 GP/GS/DNP/INA: (15/15/0/1) Career GP/GS: (89/47) [5/4]

**REGULAR SEASON HIGHLIGHTS:**

- Led the Panthers and tied for third in the NFL with a career-high seven interceptions in 2015...Only Cincinnati's Reggie Nelson and Kansas City's Marcus Peters (8) had more...Seven interceptions are tied for the second-most in a single season in Panthers history.
- Part of a defense that ranked in the top 10 for the fourth consecutive season...Carolina joins Seattle as the only two teams to field a top 10 defense in each of the last four seasons (2012-15).
- Part of a unit that helped Carolina lead the NFL in interceptions (24), total takeaways (39), points off turnovers (148) and turnover differential (+20).
- Recorded his first sack of his career on quarterback Aaron Rodgers vs. Green Bay (11/8/15).
- Recorded his second consecutive game with an interception after intercepting Kirk Cousins and returning it 28 yards in the first quarter vs. Washington (11/22/15). The interception marked Coleman's fourth of the season, tying his career season high.
- In Week Twelve at Dallas (11/26/15), intercepted quarterback Tony Romo on Dallas' first drive of the game and returned it for a touchdown to increase his season total to a career-high five interceptions (11/26/15).
- Extended career-high with sixth interception of the season in Week Thirteen at New Orleans (12/6/15), picking off Saints quarterback Drew Brees...Marked his fourth consecutive game with an interception.
- Intercepted Falcons quarterback Sean Renfree vs. Atlanta (12/13/15) during the fourth quarter for his seventh of the season, a career-high...His fifth consecutive game with an interception.
- Contributions helped the Panthers to the team's seventh shutout in franchise history in the 38-0 victory in Week 14 vs. Atlanta (12/13/15)...38 point margin of victory ties for the largest in franchise history.

**POSTSEASON HIGHLIGHTS:**

- Tallied two interceptions in the NFC Championship vs. Arizona...Part of a Carolina defense that forced seven turnovers, the most by any team in a playoff game since the Green Bay had eight in the 2001 NFC Divisional Playoff at St. Louis (1/20/02).

Kurt Coleman's 2015 Regular Season Stats

GP/GS	Tot	T	A	Sack	QH	PD	FF	FR	INT	Yds	TD
15/15	103	68	35	1.0	0	5	0	0	7	89	1

Kurt Coleman's 2015 Postseason Stats

GP/GS	Tot	T	A	Sack	QH	PD	FF	FR	INT	Yds	TD
3/3	19	16	3	0.0	0	0	0	0	0	0	0

SEASON NOTES: (9/13 at JACKSONVILLE)...Started at free safety and recorded three solo tackles and one assisted tackle and one pass defended...Saw action on special teams... (9/20 VS HOUSTON)...Started at free safety and committed seven solo tackles and three assisted tackles...Saw action on special teams...(9/27 VS NEW ORLEANS)... Started at safety and managed five total tackles, one solo and four assisted...(10/4 at TAMPA BAY)...Started at safety and registered six total tackles, five solo and one assisted plus one interception during the second quarter... Saw action on

\*NFC Divisional Playoff  
 \*\*NFC Championship  
 \*\*\*Super Bowl



special teams...(10/18 at SEATTLE)...Started at free safety and put up seven total tackles, six solo and one assisted...Saw action on special teams...(10/25 VS PHILADELPHIA)...Started at free safety and tallied five total tackles, four solo and one assisted and one pass defense...Saw action on special teams...(11/2 VS INDIANAPOLIS)...Started at free safety and put up eleven total tackles, eight solo and three assisted to go along with two passes defended...Recorded his first interception as a Carolina Panther on quarterback Andrew Luck for fifteen yards...Saw action on special teams...(11/8 VS GREEN BAY)...Started at free safety and tallied six total tackles, four solo and two assisted as well as one pass defense...Recorded his first sack of his career on quarterback Aaron Rodgers...Saw action on special teams...(11/15 at TENNESSEE)...Started at free safety and put up six total tackles, four solo and two assisted to go along with an interception on quarterback, Marcus Mariota during the third quarter...Saw action on special teams...(11/22 VS WASHINGTON)...Started at free safety and put up three total tackles, one solo and two assisted...Recorded his second consecutive game with an interception after intercepting Kirk Cousins and returning it 28 yards in the first quarter. The interception marked Coleman's fourth of the season, tying his career season high...Saw action on special teams...(11/26 at DALLAS)...Started at free safety and put up one solo tackle...Intercepted quarterback Tony Romo on Dallas' first drive of the game and returned it for a touchdown to increase his season total to a career-high and team-leading five interceptions...Saw action on special teams...(12/6 at NEW ORLEANS)...Started at free safety and put up six total tackles, five solo and one assisted...Intercepted Saints quarterback Drew Brees with his sixth of the season, a career-high and fourth consecutive game with an interception...Saw action on special teams...(12/13 VS ATLANTA)...Started at free safety and put up nine total tackles, six solo and three assisted...Intercepted Falcons quarterback Sean Renfree during the fourth quarter for his seventh of the season, a career-high...His fifth consecutive game with an interception...Contributions helped the Panthers to the team's seventh shutout in franchise history...38 point margin of victory ties for the largest in franchise history...Saw action on special teams...(12/20 at NEW YORK GIANTS)... Started at free safety and tallied fourteen total tackles, six solo and eight assisted...Saw action on special teams...(12/27 at ATLANTA)...Started at safety and registered 10 total tackles, seven solo and three assisted...Saw action on special teams...(1/3 VS TAMPA BAY)...Inactive with foot injury...(\*1/17 vs. SEATTLE)...Started at free safety and recorded nine total tackles...Saw action on special teams...(\*\*1/24 vs. ARIZONA)...Started at free safety and put up five total tackles to go along with two interceptions...Part of a Carolina defense that forced seven turnovers, the most by any team in a playoff game since the Green Bay had eight in the 2001 NFC Divisional Playoff at St. Louis (1/20/02)...Saw action on special teams...(\*\*\*)2/7 SUPER BOWL 50 vs. DENVER)...Started at free safety and put up five total tackles...Saw action on special teams.

\*NFC Divisional Playoff  
\*\*NFC Championship  
\*\*\*Super Bowl

26 Cortland FINNEGAN 5-10 190 Samford 10 FA '15  
 GP/GS/DNP/INA: (5/0/0/0) Career GP/GS: (133/112) [5/2]

REGULAR SEASON HIGHLIGHTS:

- Part of a defense that ranked in the top 10 for the fourth consecutive season...Carolina joins Seattle as the only two teams to field a top 10 defense in each of the last four seasons (2012-15).
- Contributions helped the Panthers to the team's seventh shutout in franchise history in the 38-0 victory in Week 14 vs. Atlanta (12/13/15)...38 point margin of victory ties for the largest in franchise history.

Cortland Finnegan's 2015 Regular Season Stats

GP/GS	Tot	T	A	Sack	QH	PD	FF	FR	INT	Yds	TD
5/0	20	19	1	0.0	0	2	0	0	0	0	0

Cortland Finnegan's 2015 Postseason Stats

GP/GS	Tot	T	A	Sack	QH	PD	FF	FR	INT	Yds	TD
3/0	12	7	5	0.0	2	2	0	0	1	0	0

SEASON NOTES: (12/6 at NEW ORLEANS)...Played his first game as a Carolina Panther and put up four solo tackles and two passes defended...Saw action on special teams...(12/13 VS ATLANTA)...Served as a reserve cornerback and recorded three solo tackles...Contributions helped the Panthers to the team's seventh shutout in franchise history...38 point margin of victory ties for the largest in franchise history...Saw action on special teams...(12/20 at NEW YORK GIANTS)...Served as a reserve cornerback and put up five solo tackles...Saw action on special teams...(12/27 at ATLANTA)...Served as a reserve cornerback and recorded two total tackles...Saw action on special teams...(1/3 VS TAMPA BAY)...Served as a reserve cornerback and tallied six solo tackles...Saw action on special teams...(\*1/17 vs. SEATTLE)...Saw action as a nickel cornerback where he recorded one interception to go along with five total tackles and a pass defense...(\*\*1/24 vs. ARIZONA)...Served as a reserve cornerback and recorded three total tackles and one quarterback pressure...Saw action on special teams...(\*\*\*)2/7 SUPER BOWL 50 vs. DENVER)...Served as a reserve cornerback and recorded four total tackles and one pass defense...Saw action on special teams.

\*NFC Divisional Playoff  
 \*\*NFC Championship  
 \*\*\*Super Bowl

41 Roman HARPER 6-1 205 Alabama 10 UFA '14  
 GP/GS/DNP/INA: (16/16/0/0) Career GP/GS: (140/136) [13/12]

REGULAR SEASON HIGHLIGHTS:

- Part of a defense that ranked in the top 10 for the fourth consecutive season...Carolina joins Seattle as the only two teams to field a top 10 defense in each of the last four seasons (2012-15).
- Contributions helped the Panthers to the team's seventh shutout in franchise history in the 38-0 victory in Week 14 vs. Atlanta (12/13/15)...38 point margin of victory ties for the largest in franchise history.

Roman Harper's 2015 Regular Season Stats

GP/GS	Tot	T	A	Sack	QH	PD	FF	FR	INT	Yds	TD
16/16	73	58	15	0.0	0	7	0	2	0	0	0

Roman Harper's 2015 Postseason Stats

GP/GS	Tot	T	A	Sack	QH	PD	FF	FR	INT	Yds	TD
3/3	10	8	2	0.0	0	0	0	0	0	0	0

SEASON NOTES: (9/13 at JACKSONVILLE)... Started at strong safety and logged five total tackles, three solo and two assisted... Saw action on special teams... (9/20 VS HOUSTON)...Started at strong safety and logged six total tackles, five solo and one assisted...Saw action on special teams...(9/27 VS NEW ORLEANS)...Started at safety and recorded four total tackles and recovered a fumble forced by Thomas Davis...Saw action on special teams...(10/4 at TAMPA BAY)...Started at safety and logged four total tackles, three solo and one assisted... Saw action on special teams...(10/18 at SEATTLE)...Started at safety and recorded five total tackles plus one pass defense...Saw action on special teams...(10/25 VS PHILADELPHIA)...Started at safety and managed five solo tackles...Saw action on special teams...(11/2 VS INDIANAPOLIS)...Started at safety and put up thirteen total tackles and one fumble recovery to go along with two passes defended...Saw action on special teams...(11/8 VS GREEN BAY)...Started at safety and put up six solo tackles and two passes defended...Saw action on special teams...(11/15 at TENNESSEE)...Started at safety and recorded three total tackles, two solo and one assisted...Saw action on special teams...(11/22 VS WASHINGTON)...Started at strong safety and put up one solo tackle and one pass defense...Saw action on special teams...(11/26 at DALLAS)...Started at strong safety and recorded two solo tackles...Saw action on special teams...(12/6 at NEW ORLEANS)...Started at strong safety and put up two solo tackles...Saw action on special teams...(12/13 VS ATLANTA)...Started at strong safety and put up four total tackles and one pass defense...Saw action on special teams...(12/20 at NEW YORK GIANTS)... Started at strong safety and recorded seven total tackles...Saw action on special teams...(12/27 at ATLANTA)...Started at strong safety and put up four total tackles...Saw action on special teams...(1/3 VS TAMPA BAY)... Started at strong safety and recorded two solo tackles...Saw action on special teams...(\*1/17 vs. SEATTLE)...Started at strong safety and recorded five total tackles...Saw action on special teams...(\*\*1/24 vs. ARIZONA)...Started at strong safety and put up three total tackles...(\*\*\*)2/7 SUPER BOWL 50 vs. DENVER)...Started at strong safety and recorded two total tackles...Saw action on special teams.

\*NFC Divisional Playoff  
 \*\*NFC Championship  
 \*\*\*Super Bowl

42 Colin JONES 6-0 205 TCU 5 TR '12 (SF)  
 GP/GS/DNP/INA: (15/3/0/1) Career GP/GS: (75/4) [8/1]

REGULAR SEASON HIGHLIGHTS:

- Recorded his first career interception in Week Seven vs. Philadelphia (10/25/15)

Colin Jones' 2015 Regular Season Stats

GP/GS	Tot	T	A	Sack	QH	PD	FF	FR	INT	Yds	TD
15/3	17	14	3	0.0	1	0	0	0	1	0	0

Colin Jones' 2015 Postseason Stats

GP/GS	Tot	T	A	Sack	QH	PD	FF	FR	INT	Yds	TD
3/0	0	0	0	0.0	0	0	0	0	0	0	0

SEASON NOTES: (9/13 at JACKSONVILLE)...Served as a reserve safety... Saw action on special teams.... (9/20 VS HOUSTON)...Served as a reserve safety...Saw action on special teams...(9/27 VS NEW ORLEANS)...Served as a reserve safety...Saw action on special teams...(10/4 at TAMPA BAY)...Served as a reserve safety and had four total tackles... Saw action on special teams...(10/18 at SEATTLE)...Served as a reserve safety...Saw action on special teams...(10/25 VS PHILADELPHIA)...Made his first start of the season and put up one solo tackle...Recorded his first career interception...Saw action on special teams...(11/2 VS INDIANAPOLIS)...Served as a reserve safety...Saw action on special teams...(11/8 VS GREEN BAY)...Served as a reserve safety...Saw action on special teams...(11/15 at TENNESSEE)...Served as a reserve safety...Saw action on special teams...(11/22 VS WASHINGTON)...Started at cornerback and recorded four total tackles, three solo and one assisted...Saw action on special teams...(11/26 at DALLAS)...Served as a reserve safety and tallied six solo tackles and one quarterback hurry...Saw action on special teams...(12/6 at NEW ORLEANS)...Started at nickelback and put up two total tackles, one solo and one assisted...Saw action on special teams...(12/13 VS ATLANTA)...Served as a reserve cornerback before leaving the game with a groin injury...Saw action on special teams...(12/20 at NEW YORK GIANTS)... Inactive with groin injury...(12/27 at ATLANTA)...Served as a reserve cornerback...Saw action on special teams...(1/3 VS TAMPA BAY)...Served as a reserve cornerback...Saw action on special teams...(\*1/17 vs. SEATTLE)...Served as a reserve cornerback...Saw action on special teams...(\*\*1/24 vs. ARIZONA)...Served as a reserve cornerback...Saw action on special teams...(\*\*\*2/7 SUPER BOWL 50 vs. DENVER)...Served as a reserve cornerback...Saw action on special teams.

\*NFC Divisional Playoff  
 \*\*NFC Championship  
 \*\*\*Super Bowl

## 29 Dean MARLOWE

GP/GS/DNP/INA: (4/0/0/12)

6-1 205 James Madison R FA'15

Career GP/GS: (4/0) [0/0]

### Dean Marlowe's 2015 Regular Season Stats

GP/GS	Tot	T	A	Sack	QH	PD	FF	FR	INT	Yds	TD
4/0	1	0	1	0.0	0	0	0	0	0	0	0

### Dean Marlowe's 2015 Postseason Stats

GP/GS	Tot	T	A	Sack	QH	PD	FF	FR	INT	Yds	TD
0/0	0	0	0	0.0	0	0	0	0	0	0	0

SEASON NOTES: (9/13 at JACKSONVILLE)...Inactive...(9/20 VS HOUSTON)...Inactive...(9/27 VS NEW ORLEANS)...Inactive...(10/4 at TAMPA BAY)...Inactive...(10/18 at SEATTLE)...Inactive...(10/25 VS PHILADELPHIA)...Inactive...(11/2 VS INDIANAPOLIS)...Inactive...(11/8 VS GREEN BAY)...Inactive...(11/15 at TENNESSEE)...Inactive...(11/22 VS WASHINGTON)...Played in his first NFL game as a safety...Saw action on special teams...(11/26 at DALLAS)...Served as a reserve safety...Saw action on special teams...(12/6 at NEW ORLEANS)...Inactive...(12/13 VS ATLANTA)...Inactive...(12/20 at NEW YORK GIANTS)... Served as a reserve safety...Saw action on special teams...(12/27 at ATLANTA)...Inactive...(1/3 VS TAMPA BAY)...Served as a reserve safety and recorded one assisted tackle...Saw action on special teams...(\*1/17 vs. SEATTLE)...Inactive...(\*\*1/24 vs. ARIZONA)...Inactive...(\*\*\*)2/7 SUPER BOWL 50 vs. DENVER)...Inactive.

## 27 Robert McCLAIN

GP/GS/DNP/INA: (3/0/0/0)

5-9 195 Connecticut 5 FA'15

Career GP/GS: (66/17) [5/3]

### Robert McClain's 2015 Regular Season Stats

GP/GS	Tot	T	A	Sack	QH	PD	FF	FR	INT	Yds	TD
3/0	7	6	1	0.0	0	0	0	0	1	24	0

### Robert McClain's 2015 Postseason Stats

GP/GS	Tot	T	A	Sack	QH	PD	FF	FR	INT	Yds	TD
3/3	17	16	1	0.0	0	3	0	0	0	0	0

SEASON NOTES: (12/20 at NEW YORK GIANTS)... Served as a reserve cornerback...Saw action on special teams...(12/27 at ATLANTA)...Served as a reserve cornerback...Saw action on special teams...(1/3 VS TAMPA BAY)...Served as a reserve cornerback and recorded seven total tackles and one interception on quarterback Jameis Winston for a gain of 24 yards...Saw action on special teams...(\*1/17 vs. SEATTLE)...Started at cornerback and recorded eight total tackles...Saw action on special teams...(\*\*1/24 vs. ARIZONA)...Started at cornerback and put up five total tackles and two

\*NFC Divisional Playoff  
\*\*NFC Championship  
\*\*\*Super Bowl

passes defended...Saw action on special teams...(\*\*\*2/7 SUPER BOWL 50 vs. DENVER)...Started at cornerback and recorded four total tackles and one pass defense...Saw action on special teams.

**24 Josh NORMAN** 6-0 195 Coastal Carolina 4 D5 '12  
 GP/GS/DNP/INA: (16/16/0/0) Career GP/GS: (53/38) [5/5]

**HONORS:**

AP All-Pro First-Team; Pro Bowl; PFWA All-NFL; PFWA NFL Co-Most Improved Player; Sporting News All-Pro; NFC Defensive Player of the Week (Week 4); NFC Defensive Player of the Month (September).

**REGULAR SEASON HIGHLIGHTS:**

- Part of a defense that ranked in the top 10 for the fourth consecutive season...Carolina joins Seattle as the only two teams to field a top 10 defense in each of the last four seasons (2012-15).
- Part of a unit that helped Carolina lead the NFL in interceptions (24), total takeaways (39), points off turnovers (148) and turnover differential (+20).
- Tallied for career interception touchdown in Week One at Jacksonville (9/13/15), intercepting quarterback Blake Bortles and returning it for 30 yards to put the Panthers up 20-9 in the third quarter...Norman is the only player in the past 25 seasons to have an interception-return touchdown, a forced fumble and a fumble recovery on Kickoff Weekend.
- Had a key interception in the end zone late in the fourth quarter to seal the victory In Week Three vs. New Orleans (9/27/15).
- Earned NFC Defensive Player of the Month for September, the first player of the month award of his career... Norman tied for the NFL lead with two interceptions as the Panthers finished the month 3-0.
- Named NFC Defensive Player of the Week for performance in Week Four at Tampa Bay (10/4/15)... Norman is the fourth Panther to win Defensive Player of the Week and Defensive Player of the Month Awards in the same season, joining Sam Mills (1995), Julius Peppers (2006, 2008) and Thomas Davis (2013)... Norman had two interceptions, including a 46-yard touchdown, three passes defended and four tackles in the Panthers' 37-23 win at Tampa Bay.
- The first cornerback with two interception touchdowns in the first four games of a season since Charles Woodson in 2008.
- Contributions helped the Panthers to the team's seventh shutout in franchise history in the 38-0 victory in Week 14 vs. Atlanta (12/13/15)...38 point margin of victory ties for the largest in franchise history.

Josh Norman's 2015 Regular Season Stats

GP/GS	Tot	T	A	Sack	QH	PD	FF	FR	INT	Yds	TD
16/16	55	49	6	0.0	0	16	3	2	4	110	2

Josh Norman's 2015 Postseason Stats

GP/GS	Tot	T	A	Sack	QH	PD	FF	FR	INT	Yds	TD
3/3	10	8	2	1.0	0	4	0	0	0	0	0

SEASON NOTES: (9/13 at JACKSONVILLE)...Started at cornerback and produced four solo tackles, one forced fumble and one fumble recovery...Intercepted quarterback Blake Bortles and returned it for 30 yards for a touchdown to put the Panthers up 20-9 during the third quarter...Saw action on special teams... (9/20 VS HOUSTON)...Started at cornerback and tallied six total tackles, five solo and one assisted to go along with two passes defended...Saw action on special teams...(9/27 VS NEW ORLEANS)...Started at cornerback and recorded five total tackles plus a key interception late in the fourth quarter to seal the victory... Saw action on special teams...(10/4 at TAMPA BAY)...Started at

\*NFC Divisional Playoff  
 \*\*NFC Championship  
 \*\*\*Super Bowl

cornerback and recorded five total tackles and three passes defended plus two interceptions for 80 yards... Intercepted a pass from quarterback Jameis Winston and returned it for 46 yards for a touchdown during the first quarter... Saw action on special teams...(10/18 at SEATTLE)...Started at cornerback and recorded two solo tackles...Saw action on special teams...(10/25 VS PHILADELPHIA)...Started at cornerback and put up two solo tackles and two passes defended...Saw action on special teams...(11/2 VS INDIANAPOLIS)...Started at cornerback and recorded two solo tackles and three passes defended...Saw action on special teams...(11/8 VS GREEN BAY)...Started at cornerback and tallied four total tackles, three solo and one assisted to go along with one pass defense...Saw action on special teams...(11/15 at TENNESSEE)...Started at cornerback and put up three solo tackles and one pass defense...Saw action on special teams...(11/22 VS WASHINGTON)...Started at cornerback and put up three solo tackles and one forced fumble...Saw action on special teams...(11/26 at DALLAS)...Started at cornerback and recorded two solo tackles and one pass defense...Saw action on special teams...(12/6 at NEW ORLEANS)...Started at cornerback and recorded two solo tackles...Saw action on special teams...(12/13 VS ATLANTA)...Started at cornerback and put up six total tackles, five solo and one assisted...Contributions helped the Panthers to the team's seventh shutout in franchise history...38 point margin of victory ties for the largest in franchise history...(12/20 at NEW YORK GIANTS)... Started at cornerback and put up two solo tackles and one forced fumble...Saw action on special teams...(12/27 at ATLANTA)...Started at cornerback and registered five total tackles to go along with one fumble recovery and one pass defense...Saw action on special teams...(1/3 VS TAMPA BAY)...Started at cornerback and recorded two total tackles and one pass defense...Saw action on special teams...(\*1/17 vs. SEATTLE)...Started at cornerback and recorded five total tackles and one sack...(\*\*1/24 vs. ARIZONA)...Started at cornerback and put up three total tackles and two passes defended...Saw action on special teams...(\*\*\*)2/7 SUPER BOWL 50 vs. DENVER)...Started at cornerback and recorded two total tackles and two passes defended...Saw action on special teams.

**21 Teddy WILLIAMS**      6-1    210    Texas-San Antonio    4    FA'15  
 GP/GS/DNP/INA: (16/0/0/0)      Career GP/GS: (33/0) [3/0]

Teddy William's 2015 Regular Season Stats

GP/GS	Tot	T	A	Sack	QH	PD	FF	FR	INT	Yds	TD
16/0	2	2	0	0.0	0	0	0	0	0	0	0

Teddy Williams's 2015 Postseason Stats

GP/GS	Tot	T	A	Sack	QH	PD	FF	FR	INT	Yds	TD
3/0	0	0	0	0.0	0	0	0	0	0	0	0

SEASON NOTES: (9/13 at JACKSONVILLE)...Served as reserve cornerback...Saw action on special teams... (9/20 VS HOUSTON)...Served as a reserve cornerback...Saw action on special teams...(9/27 VS NEW ORLEANS)...Served as a reserve cornerback... Saw action on special teams...(10/4 at TAMPA BAY)...Served as a reserve cornerback and produced one solo tackle... Saw action on special teams...(10/18 at SEATTLE)...Served as a reserve cornerback. Left game during the second half with a concussion...Saw action on special teams...(10/25 VS

\*NFC Divisional Playoff  
 \*\*NFC Championship  
 \*\*\*Super Bowl

PHILADELPHIA)...Served as a reserve cornerback...Saw action on special teams...(11/2 VS INDIANAPOLIS)...Served as a reserve cornerback...Saw action on special teams...(11/8 VS GREEN BAY)...Served as a reserve cornerback...Saw action on special teams...(11/15 at TENNESSEE)...Served as a reserve cornerback...Saw action on special teams...(11/22 VS WASHINGTON)...Served as a reserve cornerback...Saw action on special teams...(11/26 at DALLAS)...Served as a reserve cornerback...Saw action on special teams...(12/6 at NEW ORLEANS)...Served as a reserve cornerback...Saw action on special teams...(12/13 VS ATLANTA)...Served as a reserve cornerback and recorded one solo tackle...Saw action on special teams...(12/20 at NEW YORK GIANTS)... Served as a reserve cornerback...Saw action on special teams...(12/27 at ATLANTA)...Served as a reserve cornerback...Saw action on special teams...(1/3 VS TAMPA BAY)...Served as a reserve cornerback...Saw action on special teams...(\*1/17 vs. SEATTLE)...Served as a reserve cornerback...Saw action on special teams...(\*\*1/24 vs. ARIZONA)...Served as a reserve cornerback...Saw action on special teams...(\*\*\*2/7 SUPER BOWL 50 vs. DENVER)...Served as a reserve cornerback...Saw action on special teams.

\*NFC Divisional Playoff  
\*\*NFC Championship  
\*\*\*Super Bowl



# INJURED RESERVE

25 Bené BENWIKERE 6-0 195 San Jose State 2 D5 '14  
GP/GS/DNP/INA: (13/4/0/0) Career GP/GS: (23/10) [2/2]

## REGULAR SEASON HIGHLIGHTS:

- Recorded a strip sack on Kirk Cousins for his first career sack on the first play of the second half in Week 11 vs. Washington (11/22/15).
- Contributions helped the Panthers to the team's seventh shutout in franchise history in the 38-0 victory in Week 14 vs. Atlanta (12/13/15)...38 point margin of victory ties for the largest in franchise history.

## Bene Benwikere's 2015 Regular Season Stats

GP/GS	Tot	T	A	Sack	QH	PD	FF	FR	INT	Yds	TD
13/4	61	52	9	1.0	0	10	1	1	0	0	0

SEASON NOTES: (9/7 at JACKSONVILLE)...Served as a reserve cornerback and managed eight total tackles, seven single and one assisted and two passes defended...Saw action on special teams... (9/20 VS HOUSTON)...Contributed as a reserve cornerback and put up six total tackles, five solo and one assisted along with one pass defense...Saw action on special teams...(9/27 VS NEW ORLEANS)...Served as a reserve cornerback and managed five total tackles, four solo and one assisted and added one pass defense... Saw action on special teams...(10/4 at TAMPA BAY)...Contributed as a reserve cornerback and managed one solo tackle... Saw action on special teams...(10/18 at SEATTLE)...Served as a reserve cornerback and put up two solo tackles and two passes defended...Saw action on special teams...(10/25 VS PHILADELPHIA)...Served as a reserve cornerback and recorded three solo tackles...Saw action on special teams...(11/2 VS INDIANAPOLIS)...Served as a reserve cornerback and recorded eight total tackles, six solo and two assisted...Saw action on special teams...(11/8 VS GREEN BAY)...Served as a reserve cornerback and put up six total tackles and three passes defended...Saw action on special teams...(11/15 at TENNESSEE)...Served as a reserve cornerback and put up three solo tackles...Saw action on special teams...(11/22 VS WASHINGTON)...Started at cornerback and recorded five solo tackles and one fumble recovery...Forced a fumble on the first play of the second half, recording a strip sack on Kirk Cousins for his first career sack...Saw action on special teams...(11/26 at DALLAS)...Started at cornerback and tallied five total tackles...Saw action on special teams...(12/6 at NEW ORLEANS)...Started at cornerback and put up five total tackles and one pass defense...Saw action on special teams...(12/13 VS ATLANTA)...Started at cornerback and recorded four solo tackles before leaving the game with a leg injury...Contributions helped the Panthers to the team's seventh shutout in franchise history...38 point margin of victory ties for the largest in franchise history...Saw action on special teams...Placed on injured reserve (12/15/15) with a leg injury.

\*NFC Divisional Playoff  
\*\*NFC Championship  
\*\*\*Super Bowl

\*NFC Divisional Playoff  
\*\*NFC Championship  
\*\*\*Super Bowl

# 31 Charles TILLMAN

GP/GS/DNP/INA: (12/12/0/4)

6-2 210 Louisiana-Lafayette

13 UFA'15

Career GP/GS: (168/164) [6/6]

## REGULAR SEASON HIGHLIGHTS:

- Part of a defense that ranked in the top 10 for the fourth consecutive season...Carolina joins Seattle as the only two teams to field a top 10 defense in each of the last four seasons (2012-15).
- Part of a unit that helped Carolina lead the NFL in interceptions (24), total takeaways (39), points off turnovers (148) and turnover differential (+20).
- Recorded his first interception as a Panthers in Week Eight vs. Indianapolis (11/2/15).
- Notched a forced fumble, fumble recovery and interception in Week Fifteen at the New York Giants (12/20/15) after missing the previous four games with a knee injury...Has 44 career forced fumbles and 38 career interceptions...Is one of three players with 30 career interceptions and 30 career forced fumbles (Tillman, Brian Dawkins, Charles Woodson).

## Charles Tillman's 2015 Regular Season Stats

GP/GS	Tot	T	A	Sack	QH	PD	FF	FR	INT	Yds	TD
12/12	58	43	15	0.0	0	9	1	2	2	0	0

SEASON NOTES: (9/13 at JACKSONVILLE)...Started at cornerback and produced six total tackles, four solo and two assisted plus one pass defended...Saw action on special teams... (9/20 VS HOUSTON)...Started at cornerback and recorded four total tackles, three solo and one assisted and one pass defense...Saw action on special teams...(9/27 VS NEW ORLEANS)...Started at cornerback and compiled eleven solo tackles... Saw action on special teams...(10/4 at TAMPA BAY)...Started at cornerback and produced three total tackles and one pass defense... Saw action on special teams...(10/18 at SEATTLE)...Started at cornerback and put up three total tackles, one solo and two assisted...Saw action on special teams...(10/25 VS PHILADELPHIA)...Started at cornerback and put up five total tackles, two solo and three assisted...Saw action on special teams...(11/2 VS INDIANAPOLIS)...Started at cornerback and put up four total tackles and three passes defended...Had his first interception as a Carolina Panther on quarterback Andrew Luck...Saw action on special teams...(11/8 VS GREEN BAY)...Started at cornerback and put up five total tackles and one fumble recovery to go along with one pass defense...Saw action on special teams...(11/15 at TENNESSEE)...Started at cornerback and recorded two solo tackles...Saw action on special teams...(11/22 VS WASHINGTON)...Inactive with knee injury...(11/26 at DALLAS)...Inactive with knee injury...(12/6 at NEW ORLEANS)...Inactive with knee injury...(12/13 VS ATLANTA)...Inactive with knee injury...(12/20 at NEW YORK GIANTS)... Started at cornerback and recorded seven total tackles, five solo and two assisted to go along with one forced fumble, one fumble recovery and one interception. Saw action on special teams...(12/27 at ATLANTA)...Started at cornerback and recorded four solo tackles and one pass defense...Saw action on special teams...(1/3 VS TAMPA BAY)...Started at cornerback and put up four total tackles before leaving the game early in the third quarter with a knee injury...Placed on injured reserve (1/5/16) with a knee injury.

\*NFC Divisional Playoff  
\*\*NFC Championship  
\*\*\*Super Bowl



***PLAYERS NOT  
LISTED IN THE  
MEDIA GUIDE***

# Jared Allen

**Defensive End**  
**12th NFL Season**

**Idaho State**  
**1st with Panthers**

**6-6 • 270 • 4/3/82**  
**TR '15**

## TRANSACTIONS

Traded by Chicago to Carolina in exchange for a 2016 sixth-round draft choice (9/29/15)...Signed as an unrestricted free agent by Chicago (3/31/14)...Traded along with a 2008 sixth-round draft choice by Kansas City to Minnesota in exchange for 2008 first, two third and sixth-round draft choices (4/23/08)...Designated as franchise player by Kansas City (2/18/08)...Reinstated to roster by Kansas City (9/19/07)...Placed on the exempt/commissioner's permission list by Kansas City (9/17/07)...Suspension lifted by NFL (9/17/07)...Suspended for violating policy and program for substances of abuse by NFL (9/1/07)...Selected in the fourth round (126th overall) of the NFL Draft by Kansas City (4/25/04).

## GP/GS

Career (172/166) [5/5]; 2014 (15/15); 2013 (16/16); 2012 (16/16) [1/1]; 2011 (16/16); 2010 (16/16); 2009 (16/16) [2/2]; 2008 (16/16) [1/1]; 2007 (14/14); 2006 (16/16) [1/1]; 2005 (16/15); 2004 (15/10).

## PRO CAREER (*entering 2015*)

- Played for the Kansas City Chiefs from 2004-07, Minnesota Vikings from 2008-13 and Chicago Bears in 2014 and first three games of 2015 before being traded to Carolina.
- Leads the NFL with 134 sacks since entering the league in 2004.
- Career sack total ranks ninth in NFL history.
- Has produced 10 or more sacks in a season eight times, including seven consecutive double-digit sack seasons from 2007-13 – the third longest streak in NFL history.
- Tied for the NFL record with four career safeties, all coming with Minnesota...Chased quarterback Dan Orlovsky out of the end zone versus Detroit (10/12/08), sacked quarterback Aaron Rodgers in the end zone versus Green Bay (11/9/08), sacked Rodgers in the end zone versus Green Bay (10/5/09) and tackled running back Willis McGahee in the end zone versus Denver (12/4/11).
- Collected 22 sacks in 2001, tied for the second most in NFL history since sacks became an official statistic in 1982.
- Led the NFL in sacks in 2007 with 15.5 and in 2011 with 22, the second highest total in NFL history, and finished second in 2009 with 14.5.
- Has recorded 36 career multi-sack games in the regular season and one in the postseason.
- Led the Chiefs in sacks during three of four seasons with the team.
- Paced the Vikings in sacks in all six seasons with the team.
- Has scored four career touchdowns – two on defense and two on offense...Returned a fumble 52 yards for a touchdown for Minnesota at St. Louis (10/11/09) and an interception 36 yards for a touchdown for Minnesota at Detroit (1/2/11)...Posted touchdown receptions for Kansas City of two yards versus San Diego (12/2/07) and one yard at Detroit (12/23/07).
- Postseason statistics include 22 tackles, four sacks, two forced fumbles and two passes defended in five games with five starts.
- Tied for the NFL lead with seven forced fumbles in 2005.
- Tied Kansas City Chiefs record and led the NFL in 2006 in opponent fumble recoveries with six.
- Holds Minnesota Vikings records for sacks in a season (22 – 2011), consecutive games with a sack (11 – last two games of 2010 and first nine games of 2011) and safeties in a season (two – 2008).

## HONORS/AWARDS

- Pro Bowl: 2007, 2008, 2009, 2011, 2012
- All-Pro (Associated Press): 2007, 2008, 2009, 2011
- All-Rookie (Pro Football Weekly): 2004
- All-NFL (Pro Football Weekly and Pro Football Writers Association): 2007, 2008, 2009, 2011
- All-NFC (Pro Football Weekly): 2011
- Defensive Player of the Year (The Sporting News): 2011

- Defensive Lineman of the Year (NFL Alumni): 2009

#### **PLAYER OF THE WEEK/MONTH**

- AFC Defensive Player of the Week: Week 6, 2005 – Posted six tackles, three sacks, six quarterback pressures, two forced fumbles and two fumble recoveries in Kansas City's 28-21 win versus Washington (10/16/05).
- AFC Defensive Player of the Month: October 2007 – Totaled 17 tackles, six sacks, nine quarterback pressures and one forced fumble as Chiefs went 2-1 during month.
- NFC Defensive Player of the Week: Week 13, 2008 – Registered nine tackles, 2.5 sacks and four quarterback pressures in Minnesota's 34-14 win versus Chicago (11/30/08).
- NFC Defensive Player of the Month: October 2011 – Compiled 24 tackles, eight sacks, 12 quarterback pressures, two forced fumbles, three fumble recoveries and two passes defended as Vikings went 2-3 during month.

#### **CAREER HIGHS (*through 2014*)**

- Tackles: 86 – 2011
- Sacks: 22 – 2011
- Quarterback Pressures: 54 – two times, most recently 2010
- Forced Fumbles: 7 – 2005
- Fumble Recoveries: 6 – 2006
- Interceptions: 2 – 2010
- Passed Defensed: 11 – 2007

#### **SINGLE-GAME CAREER HIGHS (*through 2014*)**

- Tackles: 10 – three times, most recently vs. Baltimore (10/18/09)
- Sacks: 4.5 – vs. Green Bay (10/5/09)
- Quarterback Pressures: 10 – at Chicago (11/14/10)
- Forced Fumbles: 2 – vs. Washington (10/16/05)
- Fumble Recoveries: 2 – three times, most recently at St. Louis (10/11/09)
- Interceptions: 1 – five times, most recently at San Diego (9/11/11)
- Passes Defensed: 4 – at Indianapolis (11/18/07)

#### **COLLEGE**

Played in 41 games with 33 starts at Idaho State...Produced 250 tackles, 73 tackles for loss, 38.5 sacks, 13 forced fumbles, seven fumble recoveries, three interceptions and 26 passes defended...Earned the Buck Buchanan Award as a senior in 2003, recognizing the top defensive player in NCAA Division I-AA football...Named the Big Sky Conference Defensive Player of the Year as a senior...Three-time All-Big Sky Conference first-team selection as a sophomore, junior and senior.

#### **PERSONAL**

Attended Los Gatos (Calif.) HS...Majored in mass communications at Idaho State.

# Ryan Delaire

**Defensive End**  
**Rookie Season**

**Towson**  
**1st with Panthers**

**6-4 • 265 • 1/17/92**  
**FA '15**

## TRANSACTIONS

Signed as a free agent from Washington's practice squad by Carolina (9/30/15)...Signed to practice squad by Washington (9/7/15)...Waived by Tampa Bay (9/5/15)...Signed as an undrafted rookie free agent by Tampa Bay (5/8/15).

## 2015

Signed as a free agent from Washington's practice squad by Carolina (9/30)...Spent Weeks 1-3 on the Redskins' practice squad...Originally signed as an undrafted rookie free agent by Tampa Bay (5/8) and was waived in the final roster cutdown (9/5).

## COLLEGE

Spent final two seasons at Towson after beginning career at Massachusetts...Started 27 games at Towson...Totaled 132 tackles, 32 tackles for loss, 22.5 sacks, five forced fumbles, four fumble recoveries and four passes defended...Played in 18 games at Massachusetts...Compiled 28 tackles, six tackles for loss, three sacks and one forced fumble...**2014 (Sr.):** Third-team Football Championship Subdivision All-American...First-team All-Colonial Athletic Association choice...Started 12 games...Led the Tigers with 11 sacks and 14.5 tackles for loss...Posted 64 tackles, three forced fumbles and one pass defended...**2013 (Jr.):** Transferred to Towson from Massachusetts...First-team All-Colonial Athletic Association selection...Started 15 games...Ranked first in the conference with 11.5 sacks and 17.5 tackles for loss...Collected 68 tackles, two forced fumbles, four fumble recoveries and three passes defended...**2012 (So.):** Played in eight games at Massachusetts...Recorded 19 tackles, five tackles for loss, 2.5 sacks and one forced fumble...**2011 (Fr.):** Played in 10 games...Notched nine tackles, one tackle for loss and 0.5 sacks...**2010:** Redshirted as a true freshman.

## PERSONAL

Attended Windsor (Conn.) HS...Majored in sports management at Towson.

# Cortland Finnegan

Cornerback  
10th NFL Season

Samford  
1st with Panthers

5-10 • 190 • 2/2/84  
FA '15

## TRANSACTIONS

Signed as a free agent by Carolina (11/30/15)...Released by Miami (3/2/15)...Signed as a free agent by Miami (3/15/14)...Released by St. Louis (3/11/14)...Placed on injured reserve with an injured left eye by St. Louis (11/23/13)...Signed as an unrestricted free agent by St. Louis (3/15/12)...Signed to contract extension by Tennessee (8/16/08)...Selected in the seventh round (215th overall) of the NFL Draft by Tennessee (4/30/06).

## GP/GS

Career (128/111) [2/2]; 2014 (12/12); 2013 (7/5); 2012 (16/15); 2011 (16/16); 2010 (16/16); 2009 (13/13); 2008 (16/16) [1/1]; 2007 (16/16) [1/1]; 2006 (16/2).

## 2014

Signed as a free agent by Miami (3/15) after being released by St. Louis (3/11)...Started 12 games at cornerback and was inactive for four games...Notched 44 tackles, nine passes defended, one forced fumble and one fumble recovery...Inactive with an ankle injury versus Buffalo (11/13), at Denver (11/23), at the New York Jets (12/1) and versus Baltimore (12/7)...**International Series against Oakland in London (9/28)**: Recovered an aborted snap by Raiders center Stefen Wisniewski and returned it 50 yards for a touchdown...**At Chicago (10/19)**: Forced a fumble by Bears tight end Dante Rosario.

## 2013

Played in seven games with five starts at cornerback and was inactive for three games for St. Louis before being placed on injured reserve with an injured left eye (11/23)...Logged 35 tackles and one interception...Inactive with a thigh injury versus Jacksonville (10/6), at Houston (10/13) and at Carolina (10/2)...**Vs. San Francisco (9/26)**: Suffered an orbital fracture below left eye that eventually caused him to be placed on injured reserve...**Vs. Tennessee (11/3)**: Intercepted a pass by Titans quarterback Jake Locker.

## 2012

Signed as an unrestricted free agent by St. Louis (3/15)...Played in 16 games with 15 starts at cornerback...Amassed a career-high 113 tackles, one sack, three interceptions, eight passes defended and one forced fumble...**At Detroit (9/9)**: Scored a touchdown on a 31-yard interception return off Lions quarterback Matthew Stafford...**Vs. Washington (9/16)**: Picked off a pass by Redskins quarterback Robert Griffin III...Rams converted turnover into a field goal...**At Chicago (9/23)**: Intercepted a pass in third consecutive game, pilfering Bears quarterback Jay Cutler...**Vs. Arizona (10/4)**: Sacked Cardinals quarterback Kevin Kolb for a seven-yard loss...**Vs. Green Bay (10/21)**: Played in 100th career game...**Vs. Minnesota (12/16)**: Forced a fumble by Vikings wide receiver Jerome Simpson...**At Arizona (11/25)**: Accumulated a season-high 13 tackles.

## 2011

Started 16 games at cornerback for Tennessee...Compiled 95 tackles, one sack, one interception, 12 passes defended and one fumble recovery...**At Cleveland (10/2)**: Gathered a career-high 15 tackles...**At Pittsburgh (10/9)**: Intercepted a pass by Steelers quarterback Ben Roethlisberger...**At Carolina (11/13)**: Blitzed Panthers quarterback Cam Newton for a 14-yard sack...**Vs. Tampa Bay (11/27)**: Recovered a fumble by Buccaneers wide receiver Mike Williams.

## 2010

Started 16 games at cornerback for Tennessee...Recorded 100 tackles, one sack, two interceptions, 12 passes defended and one forced fumble...**At New York Giants (9/26)**: Deflected a pass by Giants quarterback Eli Manning that was intercepted by defensive tackle Sen'Derrick Marks...**Vs. Denver (10/3)**: Sacked Broncos quarterback Kyle Orton for an eight-yard loss...**Vs. Philadelphia (10/24)**: Returned an



interception off Eagles quarterback Kevin Kolb 41 yards for a touchdown...**At Miami (11/14)**: Picked off a pass by Dolphins quarterback Chad Henne...Knocked down a pass in the end zone intended for Dolphins wide receiver Brandon Marshall...**Vs. Washington (11/21)**: Forced a fumble by Redskins wide receiver Santana Moss.

## 2009

Started 13 games at cornerback and was inactive for three games for Tennessee...Finished first on the team with a career-high five interceptions and 13 passes defended...Registered 76 tackles...Returned four punts for 14 yards with one fair catch...Inactive with a hamstring injury at Jacksonville (10/4), versus Indianapolis (10/11) and at New England (10/18)...**At Pittsburgh (9/10)**: Picked off a pass by Steelers quarterback Ben Roethlisberger...**At New York Jets (9/27)**: Suffered a hamstring injury, which caused him to miss the next three games...**Vs. Jacksonville (11/1)**: Ended Jaguars scoring opportunity with an interception of quarterback David Garrard at Titans three-yard line...**At San Francisco (11/8)**: Raced 39 yards for a touchdown with an interception off 49ers quarterback Alex Smith...Tied for the team lead with a season-high 11 tackles...**Vs. St. Louis (12/13)**: Equaled single-game career high with two interceptions...Seized a pass by Rams quarterback Keith Null in the final minute of the first half, which led to a field goal, and had second theft in the final seconds of the game.

## 2008

Started 16 games at cornerback for Tennessee...Tied for fourth in the AFC and sixth in the NFL with a career-high five interceptions and led the Titans with a career-high 20 passes defended...Collected 79 tackles and one sack...**POSTSEASON**: Started AFC Divisional Playoff versus Baltimore (1/10)...Tallied two tackles and one pass defended...**HONORS**: Selected to start in first career Pro Bowl...AP All-Pro...PFW/PFWA All-Pro...Sporting News All-Pro...Sports Illustrated All-Pro...All-NFL (chosen by AP, PFW and PFWA)...**PLAYER OF THE WEEK**: Earned AFC Defensive Player of the Week for effort in Week 1 versus Jacksonville (9/7)...Produced seven tackles, two interceptions and three passes defended in Titans 17-10 win...**Vs. Jacksonville (9/7)**: Established single-game career high with two interceptions off Jaguars quarterback David Garrard...**At Cincinnati (9/14)**: Intercepted a pass by Bengals quarterback Carson Palmer, halting drive inside the red zone...**Vs. Houston (9/21)**: Set franchise record with a 99-yard interception return for a touchdown off Texans quarterback Matt Schaub...Marked third consecutive game with interception...**At Chicago (11/9)**: Sacked Bears quarterback Rex Grossman for a two-yard loss...Tipped a pass into the air that was intercepted by safety Chris Hope...Broke up fourth-down pass on Bears' final drive to seal victory...**Vs. New York Jets (11/23)**: Picked off Jets quarterback Brett Favre.

## 2007

Started 16 games at cornerback for Tennessee...Led the Titans with 16 passes defended to go along with one interception...Tied for third on the team with 109 tackles in addition to generating one sack and one forced fumble...Added four special teams tackles...Returned two punts for 11 yards with three fair catches...**POSTSEASON**: Started AFC Wild Card at San Diego (1/6)...Accounted for nine tackles, one sack, one interception, one pass defended and one forced fumble...**Vs. Indianapolis (9/16)**: Victimized Colts quarterback Peyton Manning for first career interception, stepping in front of pass intended for wide receiver Reggie Wayne...Takeaway resulted in a touchdown...**At Houston (10/21)**: Sacked Texans quarterback Matt Schaub for a seven-yard loss and caused a fumble on the play...**At Kansas City (12/16)**: Gathered a season-high 11 tackles...**AFC Wild Card at San Diego (1/6)**: Dropped Chargers quarterback Philip Rivers for a 10-yard sack and forced a fumble on the play...Intercepted a pass in the end zone by Rivers to end a Chargers' scoring threat.

## 2006

Drafted in the seventh round (215th overall) by Tennessee...Played in 16 games with two starts...Posted 57 tackles, two sacks, seven passes defended, one forced fumble and one fumble recovery...Contributed 15 tackles and one fumble recovery on special teams...**Vs. New York Jets (9/10)**: Corralled first career sack and forced a fumble on the same play, taking down Jets quarterback Chad Pennington for a 10-yard loss...Titans fell on the loose ball at Jets one-yard line and scored a touchdown on the next play...**At Miami (9/24)**: Sacked Dolphins quarterback Daunte Culpepper for a loss of no yards...Recovered a fumble by Dolphins punt returner Wes Welker to set up a field goal...**At Washington (10/15)**: Made first career start when the Titans opened in a nickel defense...**At Philadelphia (11/19)**: Started at cornerback

in place of an injured Reynaldo Hill...Tied for the team lead with a season-high 11 tackles...**Vs. Jacksonville (12/17):** Scored first career touchdown on a 92-yard return of a fumble by Jaguars quarterback David Garrard.

#### **COLLEGE**

Played in 44 games with 40 starts at Samford...Three-time first-team All-Ohio Valley Conference selection at safety...Totaled 338 tackles, nine interceptions, 26 passes defensed, three forced fumbles and three fumble recoveries...Earned Ohio Valley Conference Defensive Player of the Year honors as a sophomore in 2003...Set the NCAA Division I-AA career record with a 28.3-yard kickoff return average on 70 returns for 1,980 yards and three touchdowns...Named NCAA Division I-AA Independent Special Teams Player of the Year as a freshman in 2002.

#### **PERSONAL**

Attended Milton (Fla.) High School...Majored in education and minored in family studies at Samford.

# Robert McClain

Cornerback  
5th NFL Season

Connecticut  
2nd with Panthers

5-9 • 195 • 7/22/88  
FA '15

## TRANSACTIONS

Released by New England (9/5/15)...Signed as an unrestricted free agent by New England (3/18/15)...Signed as a free agent by Atlanta (1/10/12)...Waived by Jacksonville (12/29/11)...Signed as a free agent by Jacksonville (12/12/11)...Waived by Carolina (9/3/11)...Selected by Carolina in the seventh round (249th overall) of the 2010 NFL Draft (4/24/10).

## GP/GS

Career (63/17) [2/0]; 2014 (16/6); 2013 (16/6); 2012 (15/3) [2/0]; 2011 (0/0); 2010 (16/2).

## 2015

Signed as an unrestricted free agent by New England (3/18)...Released in the final roster cutdown by the Patriots (9/5).

## 2014

Played in 16 games with six starts for Atlanta...Posted 58 tackles, one sack, two interceptions and five passes defended...Contributed four special teams tackles...Started five of the last six games at cornerback in addition to starting when the Falcons opened in a nickel defense at the New York Giants (10/5)...**Vs. New Orleans (9/7):** Prevented a Saints score with an interception of quarterback Drew Brees in the end zone...Falcons converted takeaway into a touchdown...**Vs. Chicago (10/12):** Sacked Bears quarterback Jay Cutler for a one-yard loss...**At New Orleans (12/21):** Intercepted a pass by Brees that set up a field goal and helped seal victory.

## 2013

Played in 16 games with six starts for Atlanta...Equalled career high with 65 tackles...Recorded one sack, six passes defended and two forced fumbles...Led the team with a 10.2-yard punt return average on 19 returns for 193 yards with nine fair catches and a long of 25 yards...Accounted for one tackle and one fumble recovery on special teams...**Vs. St. Louis (9/15):** Collected a season-high and team-leading nine tackles...**At Miami (9/22):** Blitzed Dolphins quarterback Ryan Tannehill for a four-yard sack...**At Buffalo (12/1):** Forced a fumble by Bills wide receiver Stevie Johnson in Falcons territory with 20 seconds left in the fourth quarter to send game to overtime...**Vs. Washington (12/15):** Caused a fumble by wide receiver Santana Moss at the Falcons 10-yard line to stop a Redskins scoring threat...Recovered a muffed punt by Moss, which resulted in a field goal.

## 2012

Played in 15 games with three starts for Atlanta after being signed to a future contract (1/10)...Compiled a career-high 65 tackles and two fumble recoveries...Notched one interception and ranked second on the team with a career-high 10 passes defended...Added four special teams tackles...Started when the Falcons opened in a nickel defense at Philadelphia (10/28) and at New Orleans (11/11) and at cornerback in place of an injured Asante Samuel at Carolina (12/9)...Inactive at Kansas City (9/9)...**POSTSEASON:** Played in NFC Divisional Playoff versus Seattle (1/13) and NFC Championship versus San Francisco (1/20)...Tallied one tackle...**Vs. Denver (9/17):** Victimized quarterback Peyton Manning for first career interception, ending Broncos possession in the red zone...**Vs. Oakland (10/14):** Recovered a fumble by Raiders running back Darren McFadden...**Vs. Arizona (11/18):** Gathered a career-high 10 tackles...**At Detroit (12/22):** Scooped up a fumble by Lions wide receiver Calvin Johnson and returned it 15 yards, leading to a Falcons touchdown.

## 2011

Signed as a free agent by Jacksonville (12/12)...Inactive for two games before being waived (12/29)...Attended training camp with Carolina and was waived in the final roster cutdown.

**2010**

Selected in the seventh round (249th overall) of the NFL Draft by Carolina...Played in 16 games with two starts...Registered seven tackles and one pass defended...Finished third on the team with 11 special teams tackles...Started as an extra defensive back when the Panthers opened in a dime defense versus Atlanta (12/12) and in a nickel defense versus Arizona (12/19).

**COLLEGE**

Played in 46 games with 18 starts at Connecticut...Collected 129 tackles, one sack, 10 interceptions, 14 passes defended, two forced fumbles and three fumble recoveries...Returned 15 kickoffs for 271 yards and 23 punts for 274 yards and one touchdown...**2009 (Sr.):** Second-team All-Big East Conference choice...Started 13 games at cornerback...Ranked second on the Huskies with four interceptions and tied for first with six passes defended...Led all defensive backs with 64 tackles to go along with one sack, one forced fumble and one fumble recovery...Finished second in the conference with a 12.6-yard average on 21 punt returns with one touchdown, scoring on an 87-yard return against Cincinnati - the longest in school history since 1936...**2008 (Jr.):** Played in 13 games with four starts...Served as the team's nickel back before opening the last four games at cornerback for an injured Darius Butler...Posted 30 tackles, three interceptions and five passes defended...Returned two interceptions for touchdowns, including a 28-yard return of a Tony Pike pass against Cincinnati...**2007 (So.):** Played in 13 games with one start at nickel back...Recorded 30 tackles, three interceptions, three passes defended and one fumble recovery...**2006 (Fr.):** Played in seven games...Contributed five tackles, one forced fumble and one fumble recovery...Averaged 19.0 yards on 13 kickoff returns.

**PERSONAL**

Attended Patuxent HS in Lusby, Md....Majored in political science at Connecticut.

# Fernando Velasco

Guard  
6th NFL Season

Georgia  
2nd with Panthers

6-4 • 310 • 2/22/85  
FA '15

## TRANSACTIONS

Signed as a free agent by Carolina (9/17/15)...Released by Tennessee (8/31/15)...Signed as a free agent by Tennessee (6/9/15)...Signed as a free agent by Carolina (7/24/14)...Placed on injured reserve with an injured right Achilles tendon by Pittsburgh (11/30/13)...Signed as a free agent by Pittsburgh (9/10/13)...Released by Tennessee (8/31/13)...Signed as a free agent from practice squad by Tennessee (12/30/09)...Signed to practice squad by Tennessee (11/17/09)...Waived by Tennessee (11/14/09)...Signed as a free agent from practice squad by Tennessee (11/7/09)...Signed to practice squad by Tennessee (9/7/09)...Waived by Tennessee (9/5/09)...Signed as a free agent by Tennessee (1/12/09)...Signed to practice squad by Tennessee (9/1/08)...Waived by Tennessee (8/30/08)...Signed as an undrafted rookie free agent by Tennessee (5/2/08).

## GP/GS

Career (73/37); 2014 (13/7) [2/0] 2013 (11/11); 2012 (16/16); 2011 (16/0); 2010 (16/3); 2009 (1/0).

## 2015

Signed as a free agent by Tennessee (6/9) and was released during the preseason (8/31).

## 2014

Signed as a free agent by Carolina (7/24)...Played in 13 games with seven starts and did not play in three games...Opened the first four games at right guard...Started at left guard in place of an injured Amini Silatolu at Green Bay (10/19) and at right guard for an injured Trai Turner versus Seattle (10/26) and versus New Orleans (10/30)...Helped Panthers rank seventh in the NFL in rushing...**POSTSEASON:** Played in NFC Wild Card versus Arizona (1/3) and NFC Divisional Playoff at Seattle (1/10)...**At Cincinnati (10/12):** Replaced an injured Silatolu at left guard in the first quarter and played the remainder of the game...Contributed to offense that tied a team record with 29 first downs...Provided protection for unit that allowed no sacks on 46 passing plays...**At Green Bay (10/19):** Started at left guard and then moved to right guard following an injury to Turner in the first quarter.

## 2013

Signed as a free agent by Pittsburgh (9/10) after center Maurkice Pouncey suffered a season-ending injury...Provided stability for the Steelers at center, starting 11 games before rupturing right Achilles tendon at Baltimore (11/28) and being placed on injured reserve (11/30)...Attended training camp with Tennessee and was released in the final roster cutdown (8/31).

## 2012

Started a career-high 16 games for Tennessee...Opened the first 13 games at center...Moved to left guard for the last three games following a season-ending injury to Steve Hutchinson...Cleared paths for Chris Johnson to rush for 1,243 yards and provided protection for offense that yielded 39 sacks.

## 2011

Played in 16 games for Tennessee...Saw action primarily on special teams and as a reserve at center and guard.

## 2010

Played in 16 games with three starts – two at center and one at left guard – for Tennessee...**Vs. Denver (10/3):** Inserted at left guard late in the fourth quarter when Leroy Harris sustained an injury...**At Dallas (10/10):** Made first NFL start at left guard...**Vs. Indianapolis (12/9):** Replaced an injured Eugene Amano at center in the fourth quarter...Started the next two games at center versus Houston (12/19) and at Kansas City (12/26).

**2009**

Played in one game and was inactive for one game in two stints on Tennessee's active roster in addition to spending 14 games on the practice squad...Began the season on the Titans' practice squad before being promoted to the active roster (11/7)...Made NFL debut on special teams at San Francisco (11/8) and then rejoined the practice squad (11/17) after being waived (11/14)...Re-signed to the active roster (12/30) and was inactive for the season finale at Seattle (1/3).

**2008**

Signed as an undrafted rookie free agent by Tennessee (5/2)...Spent the entire regular season and postseason on the Titans' practice squad.

**COLLEGE**

Played in 49 games with 27 starts at Georgia...Made 14 starts at guard and 13 at center...**2007 (Sr.):** Second-team All-Southeastern Conference selection...Started 13 games at center...**2006 (Jr.):** Started 13 games at guard...**2005:** Redshirted...**2004 (So.):** Played in 12 games with one start at guard...**2003 (Fr.):** Played in 11 games.

**PERSONAL**

Attended Jefferson County HS in Louisville, Ga....Graduated from Georgia with a degree in health and physical education.