



BANK OF AMERICA STADIUM (73,778) / AUGUST 17, 2018 • 7:30 PM / PANTHERS.COM

CAROLINA PANTHERS (0-0) VS. MIAMI DOLPHINS (0-0)

PANTHERS HOST MIAMI IN PRESEASON HOME OPENER

CAROLINA VS. MIAMI

Carolina plays its second game of the preseason at home against Miami on Friday night. The Panthers are coming off a 28-23 win at Buffalo in the preseason opener, while the Dolphins lost 26-24 to Tampa Bay.

The Panthers first team offense scored on the team's second possession of when Christian McCaffrey capped off an 85-yard drive with a two-yard touchdown run. Carolina's reserves overcame a 17-7 halftime deficit with three second-half touchdowns to claim victory.

Rookie DJ Moore finished with a game-high 75 receiving yards on four receptions, including a 32-yard haul.

Last season on Monday Night Football, Carolina defeated Miami, 45-21, accumulating a franchise-record 548 net yards.

The Panthers are playing the same preseason schedule that they played in 2015, a year that Carolina went 15-1 and advanced to Super Bowl 50. Carolina went 3-1 in the preseason that year.

Carolina enters 2018 after an 11-5 season and a playoff berth as a five seed in the NFC playoffs. The Panthers advanced to the postseason for the fourth time in five seasons, tied for the most in the NFC over that span.

This season, the Panthers welcome a number of new weapons, especially on the offensive side of the ball. Carolina drafted DJ Moore, the first wide receiver taken in the 2018 NFL Draft. They also added veterans Torrey Smith and Jarius Wright to the receiver room. The Panthers also signed running back C.J. Anderson who is fresh off his first career 1,000-yard rushing season in Denver.

Defensively, the Panthers drafted cornerback Donte Jackson in the second and safety Rashaan Gaulden in the third round. They signed defensive tackle Dontari Poe to replace free agent departure Star Lotulelei and safety Da'Norris Searcy after the free agent departure of Kurt Coleman.

BROADCAST INFORMATION



TELEVISION

Panthers TV Network
(WCCB-TV in Charlotte)

Play-by-Play: Mick Mixon
Color Analyst: Mike Rucker
Sideline: Kevin Donnalley



RADIO FLAGSHIP

WBT
(1110 AM/99.3 FM in Charlotte)

Play-by-Play: Jim Szoke
Color Analyst: Eugene Robinson
Sideline: Sharon Thorsland

STATISTICAL SNAPSHOT

Below are the final 2017 regular season averages and NFL rankings for Carolina and Miami in some key statistical categories:

	Carolina		Miami	
	Avg.	Rank	Avg.	Rank
OFFENSE				
Total Yards Per Game	323.7	19th	307.7	25th
Rushing Yards Per Game	131.4	4th	86.8	29th
Rushing Yards Per Attempt	4.3	10th	3.8	24th
Passing Net Yards Per Game	192.3	28th	220.9	18th
Sacks Per Pass Play	6.5%	17th	5.1%	10th
Sacks Allowed	35	13th(t)	33	11th
Third Down Efficiency	41.9%	7th	31.7%	32nd
Points Per Game	22.7	12th	17.6	28th
DEFENSE				
Total Yards Per Game	317.1	7th	355.7	16th
Rushing Yards Per Game	88.1	3rd	110.5	14th
Rushing Yards Per Attempt	3.9	11th	4.1	17th
Passing Net Yards Per Game	229.1	18th	225.2	23rd
Sacks Per Pass Play	8.3%	3rd	5.3%	25th
Sacks	50	3rd	30	26th(t)
Third Down Efficiency	37.9%	13th	36.9%	11th
Points Per Game	20.4	10th(t)	24.5	29th

Individual Leaders

Passing	Yds	Cmp%	TD	INT	Rtg
Cam Newton, Car.	3302	59.1	22	16	80.7
Jay Cutler, Mia.*	2666	62.0	19	14	80.8

Rushing	Att	Yds	Avg	Lng	TD
Cam Newton, Car.	139	754	5.4	69	6
Kenyan Drake, Mia.	133	644	4.8	66t	3

Receiving	Rec	Yds	Avg	Lng	TD
Devin Funchess, Car.	63	840	13.3	44	8
Jarvis Landry, Mia.*	112	987	8.8	49	9

*-no longer on team



PRESEASON WEEK TWO: CAROLINA PANTHERS VS. MIAMI DOLPHINS



PANTHERS BESTS VS. MIAMI (regular season)

Rushing yards:	122, DeAngelo Williams vs. Miami (11/19/09)
Receiving yards:	170, Steve Smith at Miami (9/25/05)
Receptions:	11, Steve Smith at Miami (9/25/05)
Passing yards:	285, Jake Delhomme at Miami (9/25/05)



Quarterback Jake Delhomme threw for 285 yards and three touchdowns in a loss to Miami in 2005.

THE SERIES

Carolina and Miami have met six times in the regular season with the Dolphins holding a 4-2 edge in the all-time series. Carolina is 3-2 against the Dolphins in the preseason, with the last meeting coming in 2015. In last year's regular season meeting on Monday Night Football, Carolina defeated Miami 45-21. The Panthers tallied a franchise-record 548 net yards while rushing for 294 yards.

BY THE NUMBERS (regular season)

Record vs. Dolphins:	2-4
Home Record vs. Dolphins:	1-2
Last game:	Carolina 45 Miami 21 (11/13/17)
Last game at Bank of America Stadium:	Carolina 45 Miami 21 (11/13/17)
Last Panthers win:	Carolina 45 Miami 21 (11/13/17)
Last Dolphins win:	Miami 24 Carolina 17 (11/19/09)
Panthers largest winning margin:	24 at Carolina (11/13/17)
Dolphins largest winning margin:	17 at Miami (11/4/01)
Current series streak:	Carolina W2 (2013-)
Panthers longest winning streak:	2 gms (2013-)
Dolphins longest winning streak:	4 gms (1998-09)
Most points, Panthers:	45 at Carolina (11/13/17)
Most points, Dolphins:	27 at Miami (9/25/05)
Most points, both teams:	66 at Carolina (11/13/17)
Fewest points, Panthers:	6 at Miami (11/4/01)
Fewest points, Dolphins:	13 at Carolina (11/15/98)
Fewest points, both teams:	22 at Carolina (11/15/98)

NOTABLE CONNECTIONS

Panthers regional director of college scouting Eric Stokes was the assistant general manager of the Dolphins from 2014-15.

Panthers Blesto scout David Turner began his career in football as an intern with the Miami Dolphins in 2001.

Panthers guard Tyler Larsen was an undrafted rookie free agent by the Dolphins in 2014.

Panthers tight end Greg Olsen played collegiately at the University of Miami (Fla.).

Panthers defensive end Bryan Cox, Jr., is from Fort Lauderdale, Fla. His father, Bryan, played linebacker for the Dolphins from 1991-95.

Panthers cornerbacks Corn Elder and LaDarius Gunter played collegiately at the University of Miami (Fla.). Gunter and Dolphins wide receiver Rashawn Scott were college teammates there.

Panthers wide receiver Torrey Smith earned his MBA from the University of Miami in 2017.

Panthers tight end coach Pete Hoener and Dolphins head coach Adam Gase were on the same coaching staff with the San Francisco 49ers in 2008.

Panthers head coach Ron Rivera was on the same coaching staff with Dolphins assistant strength and conditioning coach Jim Arthur with the Chicago Bears from 2005-06.

Dolphins assistant head coach/linebackers coach Frank Bush played collegiately at North Carolina State.

Dolphins director of football and player development Clyde Christensen played collegiately at North Carolina. Christensen was the co-offensive coordinator and quarterbacks coach at Clemson from 1994-95, offensive coordinator at South Carolina in 1991, and offensive coordinator at East Carolina from 1986-88.

Dolphins offensive quality control coach Josh Grizzard was the graduate assistant/quality control coach at Duke from 2013-16. Grizzard is a native of Zebulon, N.C.

Dolphins quarterbacks coach Bo Hardegree began his coaching career as a graduate assistant at Duke from 2008-10.

Dolphins assistant wide receivers coach Ben Johnson played collegiately at North Carolina.

Dolphins defensive end Andre Branch played collegiately at Clemson.

Dolphins defensive end William Hayes played collegiately at Winston-Salem State and his hometown is High Point, N.C.

Dolphins cornerback Cordrea Tankersley played collegiately at Clemson.

Dolphins defensive backs coach Tony Oden coached at East Carolina from 2000-2002.

Dolphins offensive line coach Jeremiah Washburn worked as a football operations assistant for the Panthers in 2002.

Dolphins scout Lenny McGill played for the Panthers in 1998.

Dolphins scout Max Gruder is a Charlotte, NC native.

Dolphins cornerback Johnathan Alston played collegiately at North Carolina State.

Dolphins linebacker Cayson Collins played collegiately at North Carolina and is a Charlotte, N.C. native. Collins played with Panthers wide receiver Bug Howard linebacker Andre Smith and running back Elijah Hood at North Carolina.

Panthers safety Da'Norris Searcy played with Dolphins defensive end Robert Quinn at the University of North Carolina

Panthers wide receiver Mose Frazier and defensive tackle Dontari Poe played with Dolphins cornerback Bobby McCain at Memphis

Panthers defensive tackle Tracy Sprinkle and wide receiver Curtis Samuel played with Dolphins linebackers Jerome Baker and Raekwon McMillan

Panthers Cameron Artis Payne played with Dolphins Gabe Wright at Auburn from 13-14

Panthers running back Kenjon Barner and Dolphins linebacker Kiko Alonso were college teammates at Oregon.

Panthers punter Michael Palardy and Dolphins tackle Ja'Wuan James were college teammates at Tennessee.

Panthers linebacker Jared Norris was college teammates with Dolphins guard Issac Asiata at Utah.

Panthers linebacker Richie Brown, wide receiver Fred Ross, and offensive tackle Blaine Clausell played with Dolphins cornerback Taceze Calhoun at Mississippi State.

Panthers safety Damian Parms played with Dolphins running back Buddy Howell and kicker Greg Joseph at Florida Atlantic.

Panthers tight end Greg Olsen played with Dolphins running back Frank Gore at the University of Miami.

Panthers running back Christian McCaffrey played with Dolphins wide receiver Francis Owusu at Stanford.

Panthers cornerback Donte Jackson played with defensive tackle Davon Godchaux at LSU.

Panthers cornerback Kevon Seymour, offensive tackle Matt Kalil and defensive end Wes Horton played with Dolphins safety T.J. McDonald at Southern Cal.

Panthers cornerback Cole Luke played with Dolphins tight end Durham Smythe at Notre Dame.

Panthers long snapper JJ Jansen played with Dolphins offensive tackle Sam Young at Notre Dame.

Panthers safety Demetrious Cox and linebacker Chris Frey played with Dolphins cornerback Tony Lippett at Michigan State.

Panthers running back Reggie Bonnafon played with Dolphins wide receiver DeVante Parker and running back Senorise Perry at Louisville.

Panthers tackle Daryl Williams played with Dolphins defensive tackle Jordan Philips and wide receiver Kenny Stills at Oklahoma.

Dolphins linebacker Stephone Anthony and cornerback Cordrea Tankersley played at Clemson. Tankersley played with Panthers guard Taylor Hearn at Clemson.

Dolphins cornerback Cornell Armstrong played with Panthers guard Norman Price at Southern Mississippi.

Panthers guard Brendan Mahon played with Dolphins tight end Mike Gesicki, offensive linemen Mike Hull and cornerback Jordan Lucas at Penn State.

Panthers defensive tackle Marquis Haynes played with Dolphins offensive linemen Laremy Tunsil and safety Trae Elston at Ole Miss.

Dolphins center Mike Matthews played with Panthers defensive end Daeshon Hall and quarterback Kyle Allen at Texas A&M.



THE HEAD COACHES



Ron RIVERA

NFL: 22nd season
Panthers: 8th season
Regular Season: 64-47-1 (.576)
Postseason: 3-4 (.429)

Ron Rivera became the fourth coach in Carolina Panthers history on January 11, 2011.

In seven seasons, Rivera has guided the team to a Super Bowl appearance, an NFC Championship and three NFC South titles. The Panthers have advanced to the playoffs in four of the last five seasons, tied for the most in the NFC over that span. Rivera is a two-time (2013 and 2015) Associated Press NFL Coach of the Year award winner. In 2015, Rivera led the Panthers to the second Super Bowl appearance in team history following a franchise-best 15-1 record and their third consecutive NFC South championship. In the process, Carolina became the fourth team in the Super Bowl era to start a season 14-0. Carolina's 18-game regular season winning streak, beginning in 2014, was the longest in NFC history. In 2013, Rivera guided Carolina to its first playoff appearance since 2008 and in 2014, he led the Panthers to the team's first playoff win since 2005.

With 64 career regular season wins, Rivera is 10 wins away from becoming the Panthers all-time winningest coach, surpassing John Fox.

Before joining the Panthers in 2011, Rivera coached the San Diego Chargers (2007-2010), Chicago Bears (2004-06, 1997-98) and Philadelphia Eagles (1999-2003). In 2006, the Bears defense led the NFL with 44 takeaways, helping propel Chicago to an appearance in Super Bowl XLI.

Rivera is just the third Latino head coach in NFL history, joining Tom Flores with the Oakland Raiders (1979-1987) and Seattle Seahawks (1992-94) and Tom Fears with the New Orleans Saints (1967-1970).


A second-round draft choice in 1984 by Chicago, Rivera played nine seasons with the Bears. Primarily an outside linebacker, he was a member of the Super Bowl XX championship team in 1985.

An All-American at the University of California, Rivera finished his career as the school's all-time leader in sacks with 22 and tackles with 336.

Born January 7, 1962 in Fort Ord, Calif., he and his wife, Stephanie, have two children – Christopher and Courtney.

RIVERA COACHING HISTORY

2011-	Carolina Panthers	Head Coach
2008-10	San Diego Chargers	Defensive Coordinator
2007-08	San Diego Chargers	Inside Linebackers
2004-06	Chicago Bears	Defensive Coordinator
1999-2003	Philadelphia Eagles	Linebackers
1997-98	Chicago Bears	Defensive Quality Control



Adam Gase

NFL Head Coach: 3rd season
Dolphins Head Coach: 3rd season
Regular Season: 16-16 (.500)
Postseason: 0-1 (.000)

Adam Gase became the 12th head coach in Dolphins history on Jan. 9, 2016.

Gase led the Dolphins to the playoffs in his first season at the helm in 2016, posting a 10-6 regular season record and earning the team's first winning season and postseason berth since 2008. He is the fourth head coach in Dolphins history to advance to the postseason in his first season as head coach.

Gase joined Miami after serving as the offensive coordinator for the Chicago Bears in 2015. In his lone season with the Bears, Gase helped improve the team's rushing attack from 27th in the NFL to 11th. He also helped Jay Cutler post the highest quarterback rating of his career. Prior to Chicago, Gase spent six seasons (2009-2014) with the Denver Broncos. In Gase's first season as offensive coordinator (2013), the Broncos set NFL records in both points (606) and touchdowns (76). He began his NFL career as a scouting assistant for the Detroit Lions (2003-04) and coached the Lions (2005-07) and San Francisco 49ers (2008).

Gase earned his bachelor's degree from Michigan State, where he was a student assistant. He was a graduate/recruiting assistant at Louisiana State (2000-03).

He was born March 29, 1978 in Ypsilanti, Mich. He and his wife, Jennifer, have a daughter, McKenzie, and two sons, A.J. and Wyatt.

GASE COACHING HISTORY

2016-pres	Miami Dolphins	Head Coach
2015	Chicago Bears	Offensive Coordinator
2013-14	Denver Broncos	Offensive Coordinator
2011-12	Denver Broncos	Quarterbacks Coach
2009-10	Denver Broncos	Wide Receivers Coach
2008	San Francisco 49ers	Offensive Assistant
2007	Detroit Lions	Quarterbacks Coach
2005-06	Detroit Lions	Offensive Assistant
2003-04	Detroit Lions	Scouting Assistant
2001-02	LSU	Recruiting Assistant
2000	LSU	Graduate Assistant



THIS WEEK IN THE NFC SOUTH

Three NFC South teams are at home on Friday as the Panthers, Falcons and Saints host the Dolphins, Chiefs and Cardinals, respectively. Tampa Bay travels to Tennessee on Saturday.

Last season, the NFC South boasted three playoff teams for the first time in its history. It was just the sixth time since 2002 that a division sported three teams with more than 10 wins. The division's 37 combined wins were the most by any division in 2017.

THIS WEEK'S NFC SOUTH SCHEDULE

Friday	Kansas City at Atlanta	7:00 p.m.
Friday	Miami at Carolina	7:30 p.m.
Friday	Arizona at New Orleans	8:00 p.m.
Saturday	Tampa Bay at Tennessee	8:00 p.m.

2017 NFC SOUTH STANDINGS

	W	L	T	PCT.	PF	PA
New Orleans	11	5	0	.688	448	326
Carolina	11	5	0	.688	363	327
Atlanta	10	6	0	.625	353	315
Tampa Bay	5	11	0	.313	335	382

MEDIA INFORMATION

Panthers.com – For the most up-to-date information on the Carolina Panthers, please visit the team's official web site at www.panthers.com.

Media Website - www.panthers.com/news/media

2018 PANTHERS SCHEDULE

PRESEASON (1-0)

Thursday	Aug. 9	@ Buffalo	W, 28-23
Friday	Aug. 17	MIAMI	7:30 p.m.
Friday	Aug. 24	NEW ENGLAND	7:30 p.m.
Thursday	Aug. 30	@ Pittsburgh	7:30 p.m.

REGULAR SEASON (0-0)

Sunday	Sept. 9	DALLAS	1 p.m.
Sunday	Sept. 16	@ Atlanta	1 p.m.
Sunday	Sept. 23	CINCINNATI	1 p.m.
Sunday	Sept. 30	BYE	
Sunday	Oct. 7	NEW YORK GIANTS	1 p.m.
Sunday	Oct. 14	@ Washington	1 p.m.
Sunday	Oct. 21	@ Philadelphia	1 p.m.
Sunday	Oct. 28	BALTIMORE	1 p.m.
Sunday	Nov. 4	TAMPA BAY	1 p.m.
Thursday	Nov. 8	@ Pittsburgh	8:20 p.m.
Sunday	Nov. 18	@ Detroit	1 p.m.
Sunday	Nov. 25	SEATTLE	1 p.m.
Sunday	Dec. 2	@ Tampa Bay	1 p.m.
Sunday	Dec. 9	@ Cleveland	1 p.m.
Monday	Dec. 17	NEW ORLEANS	8:15 p.m.
Sunday	Dec. 23	ATLANTA	1 p.m.
Sunday	Dec. 30	@ New Orleans	1 p.m.





2018 NFL DRAFT CHOICES

WR DJ Moore, Maryland

1st Round, 24th overall

Moore finished fifth in Maryland history in receptions (146), sixth in receiving yards (2,027) and fourth in touchdown receptions (17). In 2017, he earned Phil Steele All-America Second Team honors and was the Big Ten Receiver of the Year and All-Big Ten First Team selection. Moore set a Maryland record with 80 receptions last season while accumulating 1,033 receiving yards, good for third in Maryland history.

CB Donte Jackson, LSU

2nd round, 55th overall

A two-sport athlete at LSU who posted top times in the SEC in the sprint events, Jackson was an All-America Second Team selection last season, making 51 tackles, a sack, an interception and 10 pass breakups. He ran a 4.32 in the 40 at the combine, tying for the fastest time last year.

S Rashaan Gaulden, Tennessee

3rd Round, 85th overall

Gaulden recorded 65 tackles and tied for fourth in the SEC with three forced fumbles in 2017. He finished his career with 140 total tackles, including 9.5 tackles for loss, four forced fumbles, three fumble recoveries and one interception.

TE Ian Thomas, Indiana

4th round, 101st overall

Thomas arrived at Indiana in 2016 after spending time at Nassau Community College on Long Island in New York. He was an All-Big Ten Honorable Mention honoree, finishing second among Big Ten tight ends with 15.0 yards per reception (ranking 4th nationally) and tied for third among tight ends in the conference with five receiving touchdowns.

DE Marquis Haynes, Ole Miss

Round 4, 136th overall

Marquis Haynes comes to Carolina after a decorated career at Ole Miss where he played four full seasons. He finished his career after becoming the modern-era career sacks leader with 32 career sacks. He also holds the modern-era career tackles for loss record with 47.5. In 2017, Haynes earned All-SEC Second Team accolades and participated in the Senior Bowl. On the season, he tallied 45 tackles, including 7.5 sacks which ranked fifth in the SEC.

LB Jermaine Carter, Jr., Maryland

Round 5, 161st overall

Carter compiled 337 career tackles with 9.5 sacks and one interception which he returned for a touchdown. Between 2015-17, he led the team in tackles over three consecutive seasons, becoming just the fifth Maryland player since 1969 to achieve the feat.

LB Andre Smith, North Carolina

Round 7, 234th overall

Smith tallied 187 tackles in his three seasons at North Carolina. He also notched two sacks and two interceptions with five pass breakups and two forced fumbles in his career. In 2017, he tallied 21 tackles and had a 73-yard interception return in the opening week against Cal, but then suffered a season-ending injury against in Week 2 against Louisville. In 2016, he tallied 113 tackles, which ranked second on the team and ranked seventh in the ACC in tackles per game.

DT Kendrick Norton, Miami

Round 7, 242nd overall

Norton compiled 84 tackles, 18.0 tackles for loss and 5.0 sacks in his three seasons at Miami. In 2017, he earned All-ACC Honorable Mention accolades while finishing with 26 tackles and 6.5 tackles for loss with two sacks. In 2016, he was named All-ACC Third Team as he ranked seventh on the team and second among defensive linemen with 39 tackles.

KEY PLAYER ACQUISITIONS

RB C.J. Anderson - Free Agent (Denver)

Anderson comes to Carolina fresh off the heels of a 1,000-yard rushing season in Denver last fall. Last season, he rushed for 1,007 yards, ranking ninth in the NFL. He tallied 3,051 rushing and 20 touchdowns in five seasons with Denver. He ran for 90 yards and a touchdown in a Super Bowl 50 win against Carolina. Anderson has only lost three fumbles in 693 career carries, tying for third in the NFL in fewest fumbles since 2013 (min. 600 carries).

DT Dontari Poe - Unrestricted Free Agent (Atlanta)

Carolina's front seven on defense has remained one of the team's greatest strengths in recent years. The Panthers looks to continue that trend in 2018 after signing defensive tackle Dontari Poe. A two-time Pro Bowler, Poe brings size, strength and a wealth of experience to the interior of the defensive line. Originally the 11th overall pick in the 2012 Draft, he has racked up 239 tackles, 15.5 sacks, 14 pass deflections and two forced fumbles in his career. Poe has also recorded three career touchdowns on offense, rushing for two scores and passing for one.

S Da'Norris Searcy - Unrestricted Free Agent (Tennessee)

The Panthers added the former North Carolina Tar Heel this offseason to shore up a defensive secondary. Searcy played safety for the Tennessee Titans for the last three seasons (2015-17) after spending his first four years in the league with the Buffalo Bills (2011-14). Since entering the NFL, he has recorded 330 tackles, 26 passes

defensed, 4.5 sacks and eight interceptions.

WR Torrey Smith - Traded from Philadelphia

Wide receiver Torrey Smith provides a new weapon for quarterback Cam Newton to utilize in the passing game. Since 2011, Smith ranks third in the NFL in yards per reception (min. 200 receptions), averaging 16.6 yards per catch. He has tallied 302 receptions for 4,951 yards and 39 touchdowns over his seven-year career. Originally a second round draft pick in 2011 by Baltimore, Smith has since spent time with San Francisco (2015-16) and Philadelphia (2017), earning two Super Bowl championships along the way.

WR Jarius Wright - Unrestricted Free Agent (Minnesota)

Jarius Wright comes to Carolina after spending the first six seasons of his career with Minnesota. The former Viking will reunite with Norv Turner, Carolina's new offensive coordinator, after spending three seasons (2014-16) with Turner in Minnesota. Wright has a knack for being a reliable third-down receiver with over 40 percent of his career receptions coming on third-down. Since entering the league in 2011, he has tallied 153 total catches for 2,039 yards and 10 touchdowns.

**2018 SCHEDULE NOTES**

In addition to home and away games against NFC South foes Atlanta, New Orleans and Tampa Bay, Carolina will play all four teams from both the NFC East and the AFC North. The Panthers' remaining two intra-conference opponents were based on the 2017 standings. Carolina will host Seattle and play at Detroit after all three teams finished second in their respective divisions.

A few notes on Carolina's 2018 opponents:

- The Panthers will play six games against teams that qualified for the playoffs, including a road game at Super Bowl champion Philadelphia. It marks the third consecutive year that Carolina plays a road game at the Super Bowl champion. The Panthers have faced the NFC Champion in every season since 2008.
- The 2017 combined record of the opponents for Carolina's 16 games is 131-125, a .511 winning percentage.
- Since divisional realignment 2002, the Panthers are 15-17 against the NFC East and 6-9-1 against the AFC North.
- The NFC South featured three teams in the 2017 playoffs for the first time in its history. The division's 37 wins led all divisions in the NFL in 2017. It marked the sixth time since 2002 that a division sported three teams with 10 or more wins.
- Carolina is set to face off against Seattle for the ninth time since the 2010 season, with two of those meetings coming in the postseason. Carolina is 4-8 all-time against Seattle, but has won two of the last three.
- The Panthers are 5-1 against Washington since divisional realignment in 2002.
- Carolina will be looking for its first road victory in franchise history at Pittsburgh. The Panthers are 1-5 all-time against the Steelers with the only win coming at home in 1996.
- After playing six games on the West Coast in the last three seasons, Carolina will not travel west in the regular season in 2018. The Panthers will travel a total of 6,938 miles in 2018, the fewest in the NFL in 2018 and the fewest in franchise history.
- Carolina is 46-41 all-time at home and 37-49 all-time on the road.

2017 REGULAR SEASON TEAM LEADERS

Scoring:	Graham Gano	121 (29 FG 34 PAT)
Total Touchdowns:	Devin Funchess	8
Pass Attempts:	Cam Newton	492
Pass Completions:	Cam Newton	291
Completion Percentage (min. 50 att):	Cam Newton	59.1%
Passing Yards:	Cam Newton	3,302
Passing Touchdowns:	Cam Newton	22
Passer Rating (min. 50 att):	Cam Newton	80.7
Rushing Yards:	Cam Newton	754
Rushing Attempts:	Jonathan Stewart	198
Rushing Touchdowns:	Cam Newton, Jonathan Stewart	6
Yards Per Rush (min. 32 att):	Cam Newton	5.4
Receptions:	Christian McCaffrey	80
Receiving Yards:	Devin Funchess	840
Receiving Touchdowns:	Devin Funchess	8
Yards Per Reception (min. 20 rec):	Ed Dickson	14.6
Total Yards From Scrimmage:	Christian McCaffrey	1,086 (651 rec 435 rush)
Tackles:	Luke Kuechly	134
Sacks:	Julius Peppers, Mario Addison	11.0
Interceptions:	Luke Kuechly	3
Punt Returns:	Christian McCaffrey	22
Punt Return Average (min. 10 ret):	Kaelin Clay	8.6
Kickoff Returns:	Curtis Samuel	11
Kickoff Return Average (min. 5 ret):	Damiere Byrd	32.7
Net Punting Average:	Michael Palardy	42.4



2017 WEEK-BY-WEEK TEAM STATISTICAL RANKINGS

Category	Week 1	Week 2	Week 3	Week 4	Week 5	Week 6	Week 7	Week 8	Week 9	Week 10	Week 11	Week 12	Week 13	Week 14	Week 15	Week 16	Week 17
Net Yards per game	18	25	28	22	18	19	19	21	21	16	17	17	18t	18	17	17	19
Rushing Yards per game	10	18	13	13	19	22	21	20	15	7	7	5	5	5	4	4	4
Net Passing Yards per game	23	24	30	20	17	17	16	19	24	21	22	24	25	28	27	27	28
Third Down Efficiency	5	7	3	1	2	3	6	4	5	2	1	5	6	5	6	6	7
Points per game	10	22	29	20	18	17	22	23	24	17	17	15t	16	14	12	11	12
Opp. Net Yards per game	3	1	1	4	3	4	3	2	1	1	2	2	6	5	5	7	7
Opp. Rushing Yards per game	5	6	15	8	6	5	4	5	2	2	3	3	4	3t	5	6	3
Opp. Net Passing Yards per game	7	2	3	7	5	7	4	3	6	4	4	6	7	7	11	16	18
Opp. Third Down Efficiency	2	4	7	16	10	11	9	6	5	9	9	9	8t	9	9	14	13
Sacks	4t	6t	11t	9t	3t	2t	2t	2	2	2t	4	4t	5	3t	3t	3	3
Opp. Points per game	2	1	2	4	9	9	11	5	4	3	5	8	10t	10	11	11t	11

ALL-TIME YEAR-BY-YEAR TEAM STATISTICAL RANKINGS

Category	1995	1996	1997	1998	1999	2000	2001	2002	2003	2004	2005	2006	2007	2008	2009	2010	2011	2012	2013	2014	2015	2016	2017
Net Yards per game	26	23	26	20	6	20	30	31	16	13	22	24	29	10	19	32	7	12	26	16	11	19	19
Rushing Yards per game	20	15	15	28	20	29	29	25	7	28	19	24	14	3	3	13	3	9	11	7	2	10	4
Net Passing Yards per game	24	22	26	14	2	12	26	30	18	9	17	15	29	19	27	32	13	16	29	19	24	21	28
Third Down Efficiency	20	21	2	13	10	15	30	30	20	10	6	32	24	19	19	30	10	6	4	12	7	23	7
Points per game	25	7	27	12	4	21	29	30	15	13	8	27	26	7	21	32	5	18	18	19	1	15	12
Opp. Net Yards per game	7	10	15	30	26	27	31	2	8	20	3	7	16	18	8	18	28	10	2	10	6	21	7
Opp. Rushing Yards per game	10	8	22	26	24	26	31	8	11	17	4	11	18	20	22	23	25	14	2	16	4	6	3
Opp. Net Passing Yards per game	14	12	9	28	23	26	28	4	9	18	9	4	17	16	4	11	24	13	6	11	11	29	18
Opp. Third Down Efficiency	15	1	17	26	30	27	27	2	8	31	27	3	26	18	7	16	27	9	12	22	13	10	13
Sacks	14t	1	23	21t	23t	27t	28	2	8	24t	7	6t	31	9	22t	20t	24t	9t	1	12t	6	2	3
Opp. Points per game	8	2	13t	27	26	12	28	5	10	15t	5	8t	15	12	9	26	27	18	2	21	6	26	11

ALL-TIME YEAR-BY-YEAR TEAM STATISTICAL AVERAGES

Category	1995	1996	1997	1998	1999	2000	2001	2002	2003	2004	2005	2006	2007	2008	2009	2010	2011	2012	2013	2014	2015	2016	2017
Net Yards per game	288.7	300.8	288.4	298.8	355.3	290.9	265.9	267.5	321.3	326.6	309.4	307.7	284.9	349.7	331.0	258.4	389.8	360.7	316.9	346.7	366.9	343.7	323.7
Rushing Yards per game	98.3	108.1	110.6	91.1	95.3	74.1	85.8	99.1	130.7	98.9	104.9	103.7	114.0	152.3	156.1	115.4	150.5	130.5	126.6	127.3	142.6	113.4	131.4
Net Passing Yards per game	190.4	192.7	177.8	207.6	260.1	216.1	180.1	168.4	190.6	227.7	204.4	204.0	170.9	197.4	174.9	143.1	239.3	230.2	190.2	219.4	224.3	230.3	192.3
Third Down Efficiency	38.1	37.2	44.0	37.0	38.3	39.4	30.6	28.6	35.6	40.3	42.2	31.1	36.2	39.3	37.3	30.4	40.5	43.1	43.8	41.9	42.4	37.2	41.9
Points per game	18.1	22.9	16.6	21.0	26.3	19.4	15.8	16.1	20.3	22.2	24.4	16.9	16.7	25.9	19.7	12.3	25.4	22.3	22.9	21.2	31.3	23.1	22.7
Opp. Net Yards per game	314.2	298.5	311.3	365.1	343.9	353.5	371.4	290.4	295.3	336.4	282.6	296.1	324.8	331.2	315.8	335.9	377.6	333.1	301.3	339.8	322.9	359.8	317.1
Opp. Rushing Yards per game	98.5	97.6	123.3	133.3	118.6	121.5	143.8	103.3	107.6	119.0	91.6	108.6	110.7	119.5	124.8	123.8	130.8	110.1	86.9	112.0	88.4	91.6	88.1
Opp. Net Passing Yards per game	215.7	200.9	187.9	231.8	225.3	232.0	227.6	187.1	187.7	217.4	191.1	187.5	214.1	211.7	191.0	212.1	246.8	223.0	214.3	227.8	234.5	268.2	229.1
Opp. Third Down Efficiency	40.8	32.4	36.9	41.7	41.6	43.3	41.6	32.9	34.7	46.0	40.7	31.5	42.5	39.7	35.5	38.0	42.8	36.1	35.8	42.4	37.9	37.9	37.9
Sacks	36	60	36	37	35	27	26	52	39	34	45	41	23	37	31	31	31	39	59	40	44	47	50
Opp. Points per game	20.3	13.6	19.6	25.8	23.8	19.4	25.6	18.9	19.0	21.2	16.2	19.1	21.7	20.6	19.3	25.5	26.8	22.7	15.1	23.4	19.3	25.1	20.4



FRANCHISE RECORD WITH NO 100-YARD RUSHERS

Carolina was the only team in the NFL to not allow an individual 100-yard rusher in any game in 2017.

The Panthers set a franchise record by going 20 consecutive games without allowing a 100-yard individual rusher, the longest active streak in the NFL. The team's previous 17-game record was set over the course of the 2001 and 2002 seasons.

The Panthers have not given up 100 yards rushing to a single player since Dec. 4, 2016 (20 games) against Seattle when Thomas Rawls went for 106 yards.

The Panthers held a number of the League's top rushers under their season average in the regular season and one playoff game. Against team's top rushing threats, Carolina held individuals a cumulative 167.5 yards under their season averages, or 9.8 yards under per game.

SECOND-MOST INTERCEPTIONS AND TAKEAWAYS

Since 2015, the Panthers defense has recorded 51 interceptions, the second-most in the NFL.

NFL TEAM LEADERS, INTERCEPTIONS, 2015-18

Team	INTs
Kansas City	56
Carolina	51
Philadelphia	50
Cincinnati	49

Over that same stretch, the Panthers have totaled 87 takeaways, just one behind Kansas City for the most since 2015.

NFL TEAM LEADERS, TOTAL TAKEAWAYS, 2015-18

Team	INTs
Kansas City	88
Carolina	87
Philadelphia	83
Cincinnati	62

Since 2015, the Panthers rank fifth in the NFL with a turnover differential of +17. Carolina has gone 26-4 when even or positive in turnovers and 6-12 when negative since 2015.



EXPERIENCED AND STILL PRODUCTIVE

Panthers defensive end Julius Peppers is the longest tenured defensive player currently active in the NFL. He is followed by teammate by Mike Adams who is the fourth-longest on defense in terms of career games played. With 164 career games played, Thomas Davis ranks fifth among active linebackers in career games played.

ALL-TIME GAMES PLAYED - DEFENSE, ACTIVE

Player, Team	Games	Seasons
Julius Peppers, Car.	250	16
Terence Newman, Min.	221	15
Terrell Suggs, Balt.	213	15
Mike Adams, Car.	206	14

Peppers, Adams and Davis were still highly productive in 2017. Peppers tied for the team lead in sacks (11), Adams led the secondary with four takeaways, while Davis ranked second on the team with 88 tackles.

CAREER LEADERS AT EACH DEFENSIVE LEVEL

The Panthers have some of the top players currently in the game at each level of the defense.

DEFENSIVE LINE - Julius Peppers has the most sacks (154.5) of any active player in the NFL.

LINEBACKERS - Luke Kuechly has the most career interceptions (15) of any active linebacker in the NFL.

Thomas Davis has the second-most career tackles (998, press box stats) of any active linebacker in the NFL.

SECONDARY - Mike Adams has the most career fumble recoveries (15) of any active defensive back in the NFL.

5 OF TOP 8 SACK ARTISTS IN LOCKER ROOM

Julius Peppers, Charles Johnson, Mario Addison, Kawann Short and Thomas Davis all rank in the top eight of the Panthers all-time sack leaders. Those five players currently account for 28.3 percent of all 894.0 sacks ever recorded in Panthers history. Since Peppers was drafted in 2002, the Panthers rank third in the NFL with 645 sacks.

PANTHERS CAREER SACK LEADERS

Player	Sacks	Seasons
Julius Peppers	92.0	2002-09; 2017
Charles Johnson	67.5	2007-17
Mike Rucker	55.5	1999-2007
Kevin Greene	41.5	1996, 1998-99
Mario Addison	36.5	2012-17
Greg Hardy	34.0	2010-14
Kawann Short	29.5	2013-17
Thomas Davis	28.0	2005-17

**A RUNNING HISTORY**

Since 2011, the year Carolina drafted Cam Newton, the Panthers rank third in the NFL in rushing yards with 14,756. Carolina also ranks second in rushing touchdowns since 2011 with 121, just three behind New England.

Carolina has boasted a top-10 rushing offense in six of the last seven seasons with Newton and head coach Ron Rivera.

NFL TEAM RUSHING YARDS LEADERS, 2011-17

Team	Rushing Yards
Buffalo	15,006
Seattle	14,773
Carolina	14,756
Philadelphia	14,379

NFL TEAM RUSHING TOUCHDOWNS LEADERS, 2011-17

Team	Rushing TDs
New England	124
Carolina	121
Minnesota	111
New Orleans	108
Buffalo	106

RUNNING STRONGER AT HOME

The Panthers finished fourth in the NFL in rushing in 2017. However, the running game was even more dominant at home. Carolina went 6-2 in home games and in home games ranked:

- 1st in rush yards (1,266)
- 1st in rush average (4.98)
- t-2nd in rushing TDs (10)
- 1st in rushing first downs (73)
- t-3rd in fewest fumbles lost (3)

OPPORTUNITY TO START FAST

Carolina will open the 2018 regular season at home against Dallas. It marks just the third time since 2006 that Carolina will play at home during Week 1.

This season, Carolina will play three of its first four games at home, marking the first time that has happened since 2005.

Fast starts have been key for the Panthers, especially in recent years. Carolina went 3-1 and 4-0 in the first four games in 2017 and 2015, both playoff seasons.

Since the 1995 inaugural season, the Panthers have a combined record of 22-10 (.688) in the first four games in playoff seasons and 17-43 (.283) in the first four games in non-playoff seasons.

Carolina has only made the playoffs once (2013) when starting 1-3 or worse, and only missed the playoffs once when starting 3-1 (2002) or better.

CONTROL THE CLOCK

Last season, Carolina finished fourth in the league with an average time of possession average of 32:17.

NFL TEAM LEADERS / TIME OF POSSESSION / 2017

Team	TOP
Philadelphia	32:41
Minnesota	32:26
Jacksonville	32:19
Carolina	32:17

The Panthers set a franchise record for time of possession in a season at 32:17, besting the old record of 31:54 set in 2013.

For the first time in franchise history, Carolina put together two fourth quarter drives that eclipsed 8 minutes in the same season. Carolina's 8:48 drive in Week One at San Francisco (9/10/17) was the longest drive to end a game in franchise history. Carolina then produced a 8:34 drive in the fourth quarter in Week Two vs. Buffalo (9/17/17).

Carolina posted four drives over six minutes in the game at Chicago, a season high. The Panthers led the NFL in drives lasting over six minutes with 19.

NFL TEAM LEADERS / DRIVES OF 6+ MINUTES / 2017

Team	Drives
Carolina	19
Four teams	14

AVOIDING PENALTIES

Carolina led the NFL for the fewest penalties in 2017 with only 83 penalties for 682 yards marked off against the Panthers.

The Panthers nearly tied the franchise record for fewest penalties and penalty yards after being called for just one penalty for one yard against Philadelphia (10/12/17).

Carolina's team record for fewest penalties in a season was 80, set in 2013. The team record for fewest penalty yards was 637 set in 2008.

FEWEST PENALTIES / NFL / 2017

Team	Penalties	Penalty Yards
Carolina	83	682
Tennessee	85	785
New York Giants	91	895
Baltimore	91	749



TEAM NOTES

DEFENSIVE LINE HAS BEEN DOMINANT

The Carolina Panthers have sported a dominant and sometimes overlooked defensive line in the last six seasons under former defensive line coach Eric Washington. Washington was promoted to defensive coordinator in 2018, and he aims to work with his replacement, Brady Hoke, on maintaining that production.

Since 2012, no group of defensive linemen produced more sacks than Carolina's 219.0.

NFL TEAM LEADERS / SACKS BY DEFENSIVE LINEMEN / 2012-17

Team	Sacks
Carolina	219.0
Los Angeles Rams	198.0
Minnesota	195.5
Cincinnati	180.5

The defensive line's 219.0 sacks are part of an NFL-leading 280 total sacks by Carolina from 2012-17.

NFL TEAM LEADERS / SACKS / 2012-17

Team	Sacks
Carolina	280
Los Angeles Rams	265
Denver	261
Green Bay	252

Carolina finished ranked in the top 10 in sacks in five of the past six seasons, including a No. 1 ranking in 2013 and a No. 2 ranking in 2016.

CAROLINA'S SACK TOTALS / 2012-17

Season	Sacks (NFL Rank)
2012	39.0 (9th)
2013	60.0 (1st)
2014	40.0 (13th)
2015	44.0 (6th)
2016	47.0 (2nd)
2017	50.0 (3rd)

The 60 sacks in 2013 tied the Panthers franchise record set in 1996 and were the most by a team in a single season since San Diego had 61 in 2006.

The defensive line has not only been productive in getting to the quarterback, but also at stopping the run. Carolina's run defense has ranked in the top six in the NFL in four of the past six seasons.

CAROLINA'S RUN DEFENSE RANKINGS / 2012-17

Season	Yards/Game Allowed (NFL Rank)
2012	110.1 (14th)
2013	86.9 (2nd)
2014	112.0 (16th)
2015	88.4 (4th)
2016	91.6 (6th)
2017	88.1 (4th)
Total	96.2 (3rd)

Carolina has allowed just 96.2 rushing yards per game in the past six seasons, third in the NFL.

The recent crop of defensive linemen have accumulated a number of honors.

In 2013, defensive end Greg Hardy earned All-Pro and Pro Bowl honors while defensive tackles Star Lotulelei and Kawann Short earned PFWA All-Rookie honors. Defensive end Kony Ealy was a PFWA All-Rookie choice in 2014, and in 2015, Short earned All-Pro and Pro Bowl honors.

PANTHERS DEFENSIVE LINE POSTSEASON HONORS

2013

Greg Hardy: AP All-Pro 2nd Team; Pro Bowl; Sporting News All-Pro

Star Lotulelei: PFWA All-Rookie

Kawann Short: PFWA All-Rookie

2014

Kony Ealy: PFWA All-Rookie

2015

Kawann Short: AP All-Pro Second-Team; Pro Bowl

Since 2013, a Panthers defensive lineman has earned NFC Defensive Player of the Week honors five times. Hardy was recognized twice in 2013 (Week Three and Week Seventeen). Short and Lotulelei are the only defensive tackles in Panthers history to earn NFC Defensive Player of the Week honors as Short was recognized in Week Six of 2015 and Lotulelei received recognition in Week Eight of 2016. Peppers won Defensive Player of the Week honors in Week Four of 2017.

Short also has two NFC Defensive Player of the Month awards on his resume, earning the recognition in October and December of 2015. Short is the first player in franchise history to win multiple Player of the Month Awards in a single season and the first defensive tackle in the NFL to win multiple Player of the Month Awards in a single season.

PANTHERS DEFENSIVE LINE IN-SEASON AWARDS / 2013-17

NFC Defensive Players of the Week

2013

Greg Hardy: Week Three; Week Seventeen

2015

Kawann Short: Week Six

2016

Star Lotulelei: Week Eight

2017

Julius Peppers: Week Four

NFC Defensive Players of the Month

2015

Kawann Short: October; December



IRONMEN GOING STRONG

The Panthers have several players that maintain long streaks in terms of consecutive games played and consecutive starts.

Julius Peppers ranks fourth in the NFL in consecutive games played with 160.

CONSECUTIVE GAMES PLAYED, ALL POSITION PLAYERS (active)

Player	Consecutive Games Played
Philip Rivers, LAC	193
William Gay, NY-G	176
Julius Peppers, Car.	160

CONSECUTIVE GAMES PLAYED, DEFENSIVE ENDS (active)

Player	Consecutive Games Played
Julius Peppers, Car.	160
Cameron Jordan, N.O.	112

CONSECUTIVE GAMES PLAYED, DEFENSIVE TACKLES (active)

Player	Consecutive Games Played
Ndamukong Suh, LA-R	99
Damon Harrison, NYG	81
Kawann Short, Car.	80

CONSECUTIVE GAMES STARTED, DEFENSIVE TACKLES (active)

Player	Consecutive Games Started
Ndamukong Suh, LA-R	99
Damon Harrison, NYG	80
Kawann Short, Car.	57

CONSECUTIVE GAMES STARTED, RUNNING BACKS (active)

Player	Consecutive Games Started
Frank Gore, Ind.	108
Isaiah Crowell, Cle.	33
Jordan Howard, Chi.	29
LeSean McCoy, Buf.	24
C.J. Anderson, Car.	16



CLOSE FINISHES

In 2017, the Panthers finished 7-1 in games decided by seven or fewer points and 4-0 in games decided by three or fewer points in the regular season.

Seven wins by seven or fewer points were the second-most in the NFL in 2017 behind Pittsburgh's eight wins. It also marked the second-most single-touchdown margins in franchise history behind the 2003 season which featured 10 wins.

Below is a listing of the most wins by seven or fewer points in a season in franchise history. The Panthers had at least four wins by seven or fewer points in seven of the team's eight trips to the playoffs.

WINS BY 7 OR FEWER POINTS, FRANCHISE HISTORY

Season	Record
2003	10-2*
2017	7-1*
2015	6-1*
2008	5-1*
2013	5-2*
2014	4-2-1*
2005	4-3*
2006	4-4
2002	4-4
1995	4-4

*-went to playoffs

MOST PRO BOWLERS ON ROSTER

The Carolina Panthers lead the NFL with the most Pro Bowlers on the team's active roster with 14. In 2015, Carolina led the NFL with 10 Pro Bowl selections, setting a franchise record.

PRO BOWLERS ON ACTIVE ROSTER

Team	Pro Bowlers
Carolina	14
Philadelphia	13
Atlanta	12
Los Angeles Rams	12
Oakland	12

PANTHERS PRO BOWLERS

Name	Number of Selections
Julius Peppers	9 (5-Car, 3-Chi, 1-GB)
Luke Kuechly	5
Ryan Kalil	5
Thomas Davis	3
Cam Newton	3
Greg Olsen	3
Trai Turner	3
Mike Adams	2 (2-Ind)
Dontari Poe	2 (2-K.C.)
Graham Gano	1
Kawann Short	1
J.J. Jansen	1



DUAL-THREAT QUARTERBACK

Quarterback Cam Newton had 28 total touchdowns (22 passing, six rushing) in 2017, pushing his career total to 212. The 212 touchdowns finished as the third-most total touchdowns in NFL history through a quarterback's first seven seasons.

As Newton enters his eighth season, he needs 13 total touchdowns to pass Brett Favre's total through his first eight seasons, which would rank third all-time.

MOST TOTAL TOUCHDOWNS / FIRST 8 SEASONS

Player	Total TD	Pass TD	Rush TD
Peyton Manning	253	244	9
Dan Marino	246	241	5
Brett Favre	224	213	11
Cam Newton	212	158	54

Newton is the only player to lead a current NFL franchise in both career touchdown passes (158) and career rushing touchdowns (54). Newton is the first quarterback in NFL history with at least 50 rushing touchdowns in a career.

Newton has 37 career games with both a passing and rushing touchdown, the most in NFL history.

As he enters his eighth season, Newton needs 2,033 total yards to catch Dan Marino and 4,460 yards to catch Peyton Manning for most combined yards after a quarterback's first eight seasons.

MOST COMBINED YARDS RUSH & PASS / FIRST 8 SEASONS

Player	Total Yards	Pass Yards	Rush Yards
Peyton Manning	33,854	33,189	665
Matt Ryan	33,520	32,757	763
Dan Marino	31,427	31,416	11
Matthew Stafford	31,154	30,303	851
Cam Newton	29,394	25,074	4,320

Newton is one of just three players in NFL history, along with Peyton Manning of the Indianapolis Colts (1998-2004) and Andy Dalton of the Cincinnati Bengals (2011-17), to have at least 3,000 passing yards in each of their first seven seasons.

Newton has now rushed for at least 700 yards in three NFL seasons and joins Michael Vick (three) as the only quarterbacks with three 700-yard rushing seasons in a career.

ALL-TIME RUNNING QUARTERBACK

Cam Newton has continued to move up the all-time ranks for total rushing yardage among all-time quarterbacks. Newton ranks third all-time in rush yards by a quarterback in NFL history.

Newton has more rushing yards than Michael Vick (3,954) through Vick's first seven seasons of his career. Newton needs 608 rushing yards to catch Randall Cunningham for second all-time.

RUSH YARDS BY A QB / NFL / ALL-TIME

Player	Yards	Years
Michael Vick	6,109	2001-06, 2009-15
Randall Cunningham	4,928	1985-01
Cam Newton	4,320	2011-pres
Steve Young	4,239	1985-99

THIRD IN FRANCHISE IN RUSHING YARDS

Cam Newton ranks third in franchise history in rushing yards, trailing DeAngelo Williams and Jonathan Stewart.

Newton is the only quarterback in NFL history to rank in the top three in a franchise in rushing yards. Randall Cunningham tallied 4,482 rushing yards with Philadelphia, meaning Newton needs 162 rush yards for the most by a quarterback with a single team.

CAROLINA PANTHERS ALL-TIME RUSHING LEADERS

Player	Yards
Jonathan Stewart, 2008-present	7,318
DeAngelo Williams, 2006-14	6,846
Cam Newton, 2011-present	4,320
DeShaun Foster, 2003-07	3,336

RUNNING AND RUNNING AND RUNNING

In 2017, Cam Newton rushed for 754 yards on 139 attempts for a rushing average of 5.42 per carry. He set new career highs in rushing yards and rush attempts.

It marked the second time in his career that he led the team in rushing after posting a team-best 741 rushing yards in 2012.

Newton had two rushes over 60 yards in 2017: a 69-yarder against Miami (11/13) and a 62-yarder against Minnesota (12/10). He is the only quarterback in NFL history with two runs over 60 yards in the same season.

Newton tallied six rushing touchdowns, becoming the only player with at least five rushing touchdowns in all seven seasons since 2011, and the first player since Adrian Peterson (2007-13) with a seven-year streak of five rushing touchdowns each season.

Newton led all quarterbacks in terms of rushing yardage (754), longest rush (69), rushing attempts (139), rushing first downs (46) and tied for first in rushing touchdowns (6).

RUSH YARDS BY A QB / NFL / 2017

Player	Yards	Avg.	Long	1stD	TDs
Cam Newton, Car.	754	5.42	69	46	6
Russell Wilson, Sea.	586	6.17	31	35	3
Tyrod Taylor, Buff.	427	5.08	32	26	4
DeShone Kizer, Cle.	419	5.44	20	27	5



NEWTON IS PANTHERS ALL-TIME PASSER

As he enters his eighth season, quarterback Cam Newton is the Panthers' all-time record holder in passing yards (25,074), passing touchdowns (158), pass attempts (3,420), pass completions (2,001), 300-yard passing games (16) and QB wins (62).

PANTHERS CAREER LEADERS, PASSING YARDS

Player	Yards	Att	Cmp	TD
Cam Newton, 2011-	25,074	3,420	2,001	158
Jake Delhomme, 2003-09	19,258	2,669	1,580	120
Steve Beuerlein, 1996-2000	12,690	1,723	1,041	86
Kerry Collins, 1995-98	8,306	1,340	694	47

NEWTON MOVES THE CHAINS

Quarterback Cam Newton has been successful moving the chains with his legs since entering the NFL in 2011, with 323 of his 828 rushes going for first downs. The 39.0 rushing first down percentage is the top mark in the NFL during that time (min. 400 attempts).

He led the NFL in rushing first down percentage in each of his first five seasons with a career-high mark of 43.7 percent in 2014.

In 2017, Newton ranked eighth in the NFL with a first-down rush percentage of 33.1 (min. 50 att).

NFL LEADERS / RUSHING 1ST DOWN PCT / 2011-17

Player	1st Pct.	1st	Att
Cam Newton, Car.	39.0	323	828
Russell Wilson, Sea.	32.5	188	578
Alex Smith, K.C.	28.0	112	400
Ezekiel Elliott, Dal.	25.9	146	564

NEWTON IN THE RED ZONE

Newton adds wrinkles to the Panthers running game at every point in the field, but he is especially effective in the red zone. Due to his size and running ability, Newton makes the Panthers offense difficult to defend in a short field.


Since 2011, Newton leads all players in rushing touchdowns in the red zone with 52.

RUSHING TOUCHDOWNS / RED ZONE / SINCE 2011

Player	Rushing TDs
Cam Newton, Car.	52
Marshawn Lynch, Oak.	49
DeMarco Murray, Ten.	44
LeSean McCoy, Buf.	40



NEWTON RUSHES INTO THE END ZONE



Cam Newton

Quarterback Cam Newton's 54 rushing touchdowns are the third-most among active players in the NFL since his rookie season in 2011.

Newton is the only player in the NFL with five or more rushing touchdowns in each of the last seven seasons (2011-17).

NFL LEADERS, RUSHING TOUCHDOWNS, 2011-17

Player	TDs
Marshawn Lynch, Oak.	58
LeSean McCoy, Buf.	55
Cam Newton, Car.	54
LeGarrette Blount, Phi.	45

Newton scored a team-leading 14 rushing touchdowns in 2011, the most-ever by a quarterback in NFL history, surpassing the previous mark of 12 by Steve Grogan in 1976. Newton's 54 career rushing touchdowns are the most by a quarterback since the NFL-AFL merger in 1970.

NFL QUARTERBACKS LEADERS SINCE 1970, RUSHING TD

Player	TDs
Cam Newton, 2011-present	54
Steve Young, 1985-99	43
Kordell Stewart, 1995-2005	38

Newton has the most rushing touchdowns in Panthers franchise history with 54. He also ranks third in franchise history in total touchdowns, trailing Jonathan Stewart by four touchdowns.

CAROLINA PANTHERS ALL-TIME RUSHING TOUCHDOWN LEADERS

Player	Rush TD
Cam Newton, 2011-present	54
Jonathan Stewart, 2008-17	51
DeAngelo Williams, 2006-14	46
Stephen Davis, 2003-05	20

MOST TOTAL TOUCHDOWNS / PANTHERS HISTORY

Team	Total TD	Rush TD	Rec TD	Ret TD
Steve Smith Sr., 2001-13	75	2	67	6
Jonathan Stewart, 2008-17	58	51	7	0
Cam Newton, 2011-pres	54	54	0	0
DeAngelo Williams, 2006-14	53	46	7	0
M. Muhammad, 1996-2009	50	0	50	0

**NEWTON'S GAME-WINNING DRIVES**

Quarterback Cam Newton has led 15 career game-winning drives (defined as a drive that puts the team ahead for good in the fourth quarter or overtime).

Newton's three game-winning drives in 2017 were the third-most in a season in his career and tied for seventh-most in the NFL in 2017.

CAM NEWTON, GAME-WINNING DRIVES**vs. Jacksonville (9/25/11)**

Directed the Panthers 55 yards on five plays in 2:24...Completed all three pass attempts for 47 yards and scrambled once for 7 yards, capped by a 16-yard touchdown pass to tight end Greg Olsen.

at Philadelphia (11/26/12)

Guided the Panthers 40 yards on seven plays in 3:36 to set up a 23-yard field goal by Graham Gano...Completed two-of-three passes for 31 yards and picked up 7 yards rushing on two carries.

at San Francisco (11/10/13)

Led the Panthers 9 yards on seven plays in 3:30 to set up a 53-yard field goal by Graham Gano.

vs. New England (11/18/13)

Directed the Panthers 83 yards on 13 plays in 5:33...Completed five-of-eight pass attempts for 57 yards and rushed once for 15 yards, capped by a 25-yard touchdown pass to wide receiver Ted Ginn, Jr.

at Miami (11/24/13)

Led the Panthers 80 yards on 12 plays in 3:30...Completed five-of-seven passes for 34 yards and rushed three times for 16 yards...Converted key fourth down attempt from Carolina's 20-yard line with pass to Steve Smith...Capped drive with 1-yard touchdown pass to tight end Greg Olsen.

vs. New Orleans (12/22/13)

Directed the Panthers 65 yards on five plays in 32 seconds...Completed three-of-five passes (including a spike) for 65 yards, including a 14-yard touchdown pass to wide receiver Domenik Hixon.

vs. Chicago (10/5/14)

After a fumble by Chicago, directed the Panthers 23 yards on six plays in 2:00...Completed two-of-three passes for 17 yards, including a 6-yard touchdown pass to tight end Greg Olsen.

vs. Cleveland (12/28/14)

Led the Panthers 66 yards on seven plays in 2:52...Completed three-of-four passes for 44 yards and rushed twice for 19 yards, capped by a 9-yard touchdown pass to running back Jonathan Stewart.

at Seattle (10/18/15)

Led the Panthers 80 yards on eight plays in 1:48...Completed six-of-seven passes (including a spike) for 89 yards, capped by a 26-yard touchdown pass to tight end Greg Olsen.

vs. Indianapolis (11/3/15)

Led the Panthers 5 yards on four plays in 1:40 to set up a 52-yard field goal by Graham Gano in overtime.

at New Orleans (12/6/15)

Led the Panthers 75 yards on 11 plays in 4:16...Completed 5-of-8 passes for 63 yards...Added three rushes for 7 yards...Capped the drive with a 15-yard touchdown pass to Jerricho Cotchery.

at New York Giants (12/20/15)

Led the Panthers 49 yards on eight plays in 1:46 to set up a 43-yard field goal from Graham Gano as time expired...Completed 3-of-5 passes (including a spike) for 37 yards...Added two rushes for 12 yards.

at New England (10/1/17)

Led the Panthers 46 yards on 10 plays to set up a 48-yard field goal from Graham Gano as time expired to break a tie...Completed 1-of-3 passes for five yards, converting a third down...Rushed for 11 yards on three carries.

vs. Minnesota (12/10/17)

Led the Panthers 75 yards on five plays to set up a one-yard touchdown run from Jonathan Stewart to break a tie with 1:50 remaining...Keyed the drive with a 62-yard run to the Vikings eight-yard line.

vs. Tampa Bay (12/24/17)

Led the Panthers 59 yards on 10 plays, capped by a three-yard touchdown run by Newton...Completed 4-of-7 passes for 52 yards, while also running for five yards including the go-ahead touchdown with 39 seconds remaining.



McCAFFREY RUNS

RUN CMC

Running back Christian McCaffrey finished his rookie season with 435 rushing yards on 117 carries. He averaged 3.7 yards on the ground with two rushing touchdowns.

McCaffrey set a franchise record for most scrimmage yards by a Panthers rookie. He accumulated 1,086 yards from scrimmage, 78 more yards than Kelvin Benjamin's 1,008 scrimmage yards in 2014.

Adding in his work on special teams and as a receiver, McCaffrey held his own in all-purpose yards in 2017. He finished fifth in the NFL in all-purpose yards among rookies with 1,306.

NFL LEADERS / ALL-PURPOSE YARDS / ROOKIES

Player	Yards
Alvin Kamara, N.O.	1,901
Kareem Hunt, K.C.	1,782
Tarik Cohen, Chi.	1,578
Leonard Fournette, Jac.	1,342
Christian McCaffrey, Car.	1,306

Among all-time Carolina Panthers rookies, McCaffrey finished third in all-purpose yards, finishing 131 yards behind DeAngelo Williams.

PANTHERS LEADERS / ALL-PURPOSE YARDS / ROOKIE SEASON

Player	Yards	Year
Steve Smith	1,994	2001
DeAngelo Williams	1,437	2006
Christian McCaffrey	1,306	2017
Jonathan Stewart	1,232	2008



McCAFFREY CATCHES

Christian McCaffrey finished as the franchise record-holder for most receptions (80), receiving yards (651) and receiving touchdowns (5) by a running back in a single season in 2017. He also set the franchise record for most receptions by a rookie, scrimmage yards by a rookie (1,086), yards after catch by a rookie (593) and first downs by a rookie (57).

His 101-yard receiving game against New Orleans (9/24/17) tied the single-game franchise mark for most receiving yards by a running back, while his 10 receptions against Philadelphia (10/12/17) were the most by a running back or rookie in franchise history.

McCaffrey finished second in receptions by a rookie running back and second in receiving yards by a rookie running back in the NFL in 2017. His 80 receptions rank fourth all-time by rookie running backs while he became the first rookie running back in NFL history with 80 receptions and five receiving touchdowns in a season.

RECEPTIONS / RUNNING BACKS / ROOKIES

Player	Receptions
Alvin Kamara, N.O.	81
Christian McCaffrey, Car.	80
Kareem Hunt, K.C.	53
Tarik Cohen, Chi.	53

RECEIVING YARDS / RUNNING BACKS / ROOKIES

Player	Yards
Alvin Kamara, N.O.	826
Christian McCaffrey, Car.	651
Kareem Hunt, K.C.	455
Tarik Cohen, Chi.	353

McCaffrey finished third in receiving yards by rookie Panthers, regardless of position.

RECEIVING YARDS / CAROLINA, SINGLE SEASON / ROOKIES

Player	Year	Receiving Yards
Kelvin Benjamin	2014	1008
Keary Colbert	2004	754
Christian McCaffrey	2017	651



OLSEN AMONG ALL-TIME TE LEADERS

With 635 receptions, 7,519 receiving yards and 53 touchdown receptions in his career, tight end Greg Olsen ranks in the top 10 all-time among NFL tight ends in receptions and receiving yards and is tied for 10th in receiving touchdowns.

Olsen ranks seventh all-time among tight ends in receiving yards and sixth all-time among tight ends in receptions.

ALL-TIME NFL RECEIVING YARDS LEADERS, TIGHT ENDS

Player	Rec.	Yds	TD
Tony Gonzalez, 1997-2013	1,325	15,127	111
Jason Witten, 2003-17	1,152	12,448	68
Antonio Gates, 2003-	927	11,508	114
Shannon Sharpe, 1990-2003	815	10,060	62
Ozzie Newsome, 1978-90	662	7,980	47
Jackie Smith, 1963-78	480	7,918	40
Greg Olsen, 2007-present	639	7,556	53

Olsen is tied for 10th among NFL tight ends with 53 career touchdowns. Former Panther Wesley Walls ranks ninth with 54 career touchdowns.

Depending on the status of Antonio Gates entering the season, Olsen could become the NFL's leader in receiving yards by an active tight end.

NFL RECEIVING YARDS LEADERS, ACTIVE TIGHT ENDS

Player	Rec.	Yds	TD
Antonio Gates,*	927	11,508	114
Greg Olsen, Car.	639	7,556	53
Rob Gronkowski, N.E.	474	7,179	76
Vernon Davis, Wash.	548	7,072	60
Jimmy Graham, G.B.	556	6,800	69

*-free agent

OLSEN CLIMBING PANTHERS RANKS

Greg Olsen joined the Panthers in 2011 after a trade with the Chicago Bears in exchange for a third-round draft choice. Since then, Olsen has totaled 441 receptions for 5,538 yards and 33 touchdowns, putting him among the team's all-time leaders.

Olsen is the Panthers all-time receiving yards leader among tight ends and the Panthers all-time receptions leader among tight ends. He holds the team's tight end record with nine 100-yard receiving games. He is second among Panthers tight ends in career touchdowns (33) behind Wesley Walls (44).

PANTHERS CAREER REC. YARDS LEADERS

Player	Yds	Rec	TD	Seasons
Steve Smith, WR	12,197	836	67	2001-13
M. Muhammad, WR	9,255	696	50	1996-2009
Greg Olsen, TE	5,575	445	33	2011-
Wesley Walls, TE	3,902	324	44	1996-2002
Mark Carrier, WR	2,547	176	13	1995-98



Olsen ranks third all-time in franchise history with 12 100-yard receiving games in a Panthers uniform, including the playoffs. Since he joined the Panthers in 2011, his 12 100-yard games tie for third among all NFL tight ends.

PANTHERS CAREER 100-YARD RECEIVING GAMES

Player	Games	Single-Game High
Steve Smith, WR	46	218
M. Muhammad, WR	29	192
Greg Olsen, TE	12	181



KUECHLY LEADS ALL TACKLERS

Since entering the NFL in 2012, press box crews have credited linebacker Luke Kuechly with 818 tackles, the most in the NFL.

NFL TACKLE LEADERS, 2012-17 (Press Box Stats)

Player	Tot	Sol	Ast
Luke Kuechly, Car.	818	516	302
Bobby Wagner, Sea.	776	465	303
Lavonte David, T.B.	764	547	217
Paul Posluszny, Jac.	696	517	179

He led the NFL in tackles in 2012 and 2014. In 2012, he became the first rookie since San Francisco's Patrick Willis in 2007 to lead the NFL in tackles.

Kuechly has the most tackles over any six-year stretch in the NFL since London Fletcher had 827 between 2008-13.

After film review, Panthers' coaches have credited Kuechly with 930 career tackles, the third-most in team history.

In 2017, Kuechly had a team-high 134 tackles despite missing one game. He is the only player in franchise history with more than 100 tackles in each of his first six seasons as a Panther.

Kuechly has racked up his tackle totals by owning three of the top five single-season tackle totals in team history, including a team-record 205 stops as a rookie in 2012. Kuechly has led the team in tackles in five of his first six seasons (2012-17).

PANTHERS SINGLE-SEASON LEADERS, TACKLES (Coaches Film Review)

Player	Tackles	Seasons
Luke Kuechly	205	2012
Luke Kuechly	176	2013
James Anderson	174	2011
Jon Beason	169	2009
Luke Kuechly	166	2014



KUECHLY LEADS LBs IN INTS

In 2017, Luke Kuechly grabbed three interceptions leading all Panthers and tying for first in the NFL in picks among linebackers.

Kuechly added two opponent fumble recoveries for five total take-aways, tying for the most among linebackers in the NFL in 2017.

Since entering the league in 2012, Luke Kuechly has tallied 15 interceptions, the most among NFL linebackers during that time.

Teammate Thomas Davis ranks behind only Kuechly during that time with 10.

NFL LEADERS, LINEBACKERS, INTERCEPTIONS, 2012-17

Team	INTs
Luke Kuechly, Car.	15
Thomas Davis, Car.	10
Lavonte David, T.B.	10
Paul Posluszny, Jac.	9
Karlos Dansby, Ari.	9
Craig Robertson, N.O.	9



Since 2012, Kuechly also leads NFL linebackers in total take-aways (22), tallying 15 interceptions and seven opponent fumble recoveries. That number ties for seventh among all players over that span and ties for fourth all-time in franchise history.

Davis ranks fourth with 16 total takeaways (10 interceptions, six opponent fumble recoveries).

NFL LEADERS, LINEBACKERS, TOTAL TAKEAWAYS, 2012-17

Team	INTs
Luke Kuechly, Car.	22
Lavonte David, T.B.	21
Craig Robertson, N.O.	18
Thomas Davis, Car.	16
C.J. Mosley, Balt.	14
Bobby Wagner, Sea.	14



DAVIS IS PANTHERS ALL-TIME TACKLES LEADER

Thomas Davis finished with 88 tackles (coaches film) in 2017, ranking second on the team.

In 2016, Davis led the Panthers with 132 tackles (coaches film), ranking first on the team for the first time in his career.

Davis is the Panthers all-time leading tackler with 1,174 tackles (coaches film), averaging 123.5 tackles over his previous six seasons.

PANTHERS CAREER LEADERS, TACKLES (coaches film)

Player	Tackles	Seasons
Thomas Davis	1,174	2005-pres
Mike Minter	953	1997-2006
Luke Kuechly	930	2012-pres
Jon Beason	701	2007-13



Davis enters his 14th season with 164 career games played, ranking fourth in franchise history and first among linebackers.

He has 998 career tackles according to press box stats. That number ranks third among all active players.

NFL ACTIVE CAREER LEADERS, TACKLES (press box stats)

Player	Tackles	GP
Derrick Johnson, K.C.	1,146	182
Antoine Bethea, Ariz.	1,101	177
Thomas Davis, Car.	998	164
Eric Weddle, Balt.	965	169

PEPPERS MAKES HISTORY

Julius Peppers currently ranks fourth all-time in NFL history with 154.5 career sacks. He is Carolina's all-time leader in sacks with 92.0 of his career sacks coming as a Panther.


Peppers has at least seven sacks in 15 of his 16 NFL seasons. In 2017, he tied for the team lead with 11 sacks.

He has the most sacks of any active NFL player, and he is the only player in NFL history with 150 sacks and 10 or more interceptions.

Three of the top four sack artists in NFL history played for the Panthers at some point.

NFL CAREER SACK LEADERS

Player	Sacks	Seasons
Bruce Smith	200.0	1985-2003
Reggie White	198.0	1985-2000
Kevin Greene	160.0	1986-99
Julius Peppers	154.5	2002-present



Three of the top four sack artists in NFL history played for the Panthers at one point in their career.

KNOCK IT LOOSE

Julius Peppers is Carolina's all-time leader in forced fumbles (31), and had two in 2017. In his career, he has 49 forced fumbles, good for second in the NFL since 2000.

PANTHERS CAREER LEADERS, FORCED FUMBLES

Player	FF	Seasons
Julius Peppers	31	2002-09; 2017-pres.
Charles Johnson	20	2007-17
Thomas Davis	16	2005-pres.
Mike Minter	16	1997-2006
Mike Rucker	14	1999-2007

Peppers ranks second in franchise history with nine fumble recoveries. His 20 career fumble recoveries rank second in the NFL since 2000.

PANTHERS CAREER LEADERS, FUMBLE RECOVERIES

Player	FR	Seasons
Mike Minter	11	1997-2006
Julius Peppers	9	2002-09; 2017-pres.
Thomas Davis	9	2005-pres.



SUPER CONSISTENT SUPER MARIO

Defensive end Mario Addison set new career bests in 2017, finishing tied for the team lead in sacks with 11, tying for 11th overall in the NFL.

Addison had sacks in nine of his last 10 games of the season and in 12 games overall.

Addison was credited with 50 tackles (coaches review), with a team-best 44 QB pressures. He also had two forced fumbles.



Addison has recorded 19.0 sacks over his last 23 games, dating back to a 2016 game at the Los Angeles Rams (11/6/16). He is tied for third in the NFL in sacks over that span.

NFL SACK LEADERS / SINCE NOV. 6, 2016

Player	Sacks
Chandler Jones, Ariz.	23.0
Calais Campbell, Jac.	20.5
Mario Addison, Car.	19.0
Joey Bosa, LA-C	19.0
Cameron Wake, Mia.	19.0

WELCOME POE

The Panthers signed defensive tackle Dontari Poe this offseason and he will be a welcome addition. Since 2012 when Poe was drafted by Kansas City, he ranks sixth in the NFL in tackles (230) and pass deflections (14) by a defensive tackle.

TACKLES (press box) BY NFL DEFENSIVE TACKLES / 2012-18

Player	Tackles
Linval Joseph, Min.	366
Ndamukong Suh, LA-R	317
Jurrell Casey, Tenn.	308
Marcell Dareus, Jax.	277
Kyle Williams, Buf.	261
Dontari Poe, Car.	230
Gerald McCoy, T.B.	230

SHORT STANDS TALL AMONG SACK LEADERS

Defensive tackle Kawann Short led all Panthers defensive linemen with 53 tackles in 2017, accumulating 7.5 sacks. He also registered 29 QB pressures, second on the team, and had two forced fumbles and one fumble recovery.

Short tied for second in the NFL in forced fumbles among defensive tackles in 2017, and he was third among defensive tackles in sacks.



Since the start of 2015, Short has 24.5 sacks, third in the NFL by a defensive tackle over the past three seasons.

NFL DEFENSIVE TACKLE SACK LEADERS / 2015-17

Team	Sacks
Aaron Donald, L.A.-R	30.0
Geno Atkins, Cin.	29.0
Kawann Short, Car.	24.5
Gerald McCoy, T.B.	21.5

WES IS MORE

Defensive end Wes Horton led the Panthers with three forced fumbles in 2017, ranking fifth among defensive ends in the NFL.

Dating back to Week 15 of the 2016 season, Horton has made five forced fumbles, tying for second among all players in the NFL over that span.

FORCED FUMBLES / NFL / SINCE DEC. 19, 2016

Player	Forced Fumbles
Yannick Ngakoue, Jac.	6
Wes Horton, Car.	5
Aaron Donald, LA-R	5
Bruce Irvin, Oak.	5
Lavonte David, T.B.	5



DON'T TAKE MIKE AWAY

Safety Mike Adams joined the Panthers as a free agent before the 2017 season and had two interceptions last year to go with two fumble recoveries, one forced fumble and 75 total tackles.

Adams has 14 interceptions over the last four seasons, tied for fifth-most in the NFL in that span, despite entering his 15th season in 2018.

NFL INDIVIDUAL LEADERS, INTERCEPTIONS, 2014-2017

Player	Interceptions
Marcus Peters, K.C.	19
Reggie Nelson, Oak.	18
Brent Grimes, T.B.	16
Glover Quin, Det.	16
Mike Adams, Car.	14
3 others	14

More impressively, Adams has recorded 21 total takeaways since 2014, ranking third among all NFL defenders over that stretch.

NFL INDIVIDUAL LEADERS, TOTAL TAKEAWAYS, 2014-2017

Player	INTs	FRs	Total Takeaways
Marcus Peters, K.C.	19	5	24
Reggie Nelson, Oak.	18	4	22
Mike Adams, Car.	14	7	21
Casey Hayward, LA-C	14	4	18



BRADBERRY THE VET AT CORNER

Cornerback James Bradberry had a strong sophomore campaign in 2017 as the Panthers top corner. He recorded two interceptions with 10 pass deflections, two forced fumbles and a sack.

He was rated third in the NFL by Pro Football Focus for opponent catch rate (25.0%) against him in the red zone.

In 2017, Bradberry had 85 tackles according to press box statistics, ranking first in the NFL among cornerbacks.

TACKLES (press box) / CORNERBACKS / NFL / 2017

Name	Tackles
James Bradberry, Car.	85
T.J. Carrie, Oak.	84
Darqueze Dennard, Cin.	83



**GANO MOVES UP PANTHERS SCORING LIST**

Kicker Graham Gano had 121 points in 2017, his fifth consecutive season with at least 100 points scored. He converted 29-of-30 field goal attempts with his only miss coming from 55 yards.

Gano has 670 points in his Panthers career (2012-present), the second-most in franchise history. John Kasay (1,482 from 1995-2010) is the franchise's all-time leader.

CAROLINA PANTHERS CAREER LEADERS, POINTS SCORED

Player	Points	Seasons
John Kasay, K	1,482	1995-2010
Graham Gano, K	670	2012-17
Steve Smith, WR	454	2001-13
DeAngelo Williams, RB	322	2006-14
Jonathan Stewart, RB	312	2008-17

Since 2012, Gano's 670 points rank eighth in the NFL.

**TEAM RECORD IN FG PERCENTAGE**

Earning his first trip to the Pro Bowl in 2017, Graham Gano led the NFL in field goal accuracy (min. 10 attempts), hitting on 29-of-30 tries for 96.7 percent. His only miss came from 55 yards away.

Gano set the Panthers single-season record for field goal percentage. The previous record was 92.9 (26-of-28) set by Joe Nedney in 2000.

FG PERCENTAGE LEADERS / NFL (min. 10 attempts)

Player	FG-FGA	Pct.
Graham Gano, Car.	29-30	96.7
Robbie Gould, S.F.	39-41	95.1
Greg Zuerlein, LA-R	38-40	95.0
Josh Lambo, Jac.	19-20	95.0

GANO SETS FRANCHISE TOUCHBACK RECORD

In addition to his field goal abilities, kicker Graham Gano has been important in the field position game. Since the start of 2013, Gano is tied for first in the NFL with a 76.3 touchback percentage (min. 100 kickoffs).

TOUCHBACK PERCENTAGE / NFL / 2013-17

Player	TB%	KO	TB
Graham Gano, Car.	76.3	430	326
Jason Myers, Jac.	76.2	195	141
Bradley Pinion, S.F.	73.1	167	122

Gano started the 2017 season with 15 consecutive kickoffs resulting in touchbacks, the longest such streak in the NFL since the merger in 1970. 70 of Gano's 83 kickoffs this season resulted in touchbacks. The 84.8 percent mark led the league and broke his own franchise record of 79.7, set in 2013.

TOUCHBACK PERCENTAGE / NFL / 2017

Player	TB%	KO	TB
Graham Gano, Car.	84.8	83	70
Bradley Pinion, S.F.	81.0	79	64
Harrison Butker, K.C.	78.2	78	61

Gano's percentage ranked third in the NFL for a single season dating back to 2000. Pat McAfee sported a mark 90.5 (67-77) in 2015.

Gano also broke his own franchise record of 69 touchbacks, set in 2015, with his 70 touchbacks this season.

PALARDY SETS PUNTING RECORD

Punter Michael Palardy finished the 2017 season with a franchise record for net punting average at 42.4, a mark that ranked sixth in the league.

Palardy uncorked a career-long 63-yard punt at the New York Jets (11/27/17).

Over weeks 8-12, he led the NFL in net average and was fifth in punts inside the 20.





CAROLINA ON MY MIND

The Carolina Panthers active roster and coaching staff has a distinctive local feel. Three coaches and nine players either hail from North Carolina or South Carolina or played collegiately in the Carolinas. The University of North Carolina has the most players (5) on the current roster.

Coaches with ties to the Carolinas (3)

Coach	Position
Jerricho Cotchery	Assistant Wide Receivers
Joe Kenn	Strength and Conditioning
Travelle Wharton	Assistant Offensive Line

Hometown/College

North Carolina State
 Wake Forest
 Fountain Inn, S.C. / South Carolina



Players with ties to the Carolinas (9)

Player	Position	Hometown/College
Damiere Byrd	Wide Receiver	South Carolina
Austin Duke	Wide Receiver	Charlotte, N.C. / UNC Charlotte
Taylor Hearn	Guard	Williston, S.C. / Clemson
Elijah Hood	Running Back	Charlotte, N.C. / North Carolina
Bug Howard	Wide Receiver	North Carolina
Captain Munnerlyn	Cornerback	South Carolina
Julius Peppers	Defensive End	Bailey, N.C. / North Carolina
Da'Norris Searcy	Safety	North Carolina
Andre Smith	Linebacker	North Carolina

ROSTER RUNDOWN

Here's a look at Carolina's roster at the start of the 2018 preseason.

Rookies and first-year players	35
Players with three years or less NFL experience	59
Players age 30 or older	12
Players drafted by Carolina	27
Average age	29.0

Other roster notables

Original Draftees	30-Armah, Artis-Payne, Bradberry, Butler, Carter Jr., Davis, Elder, Funchess, Gaulden, Hall, Haynes, Jackson, R. Kalil, Kuechly, Mayo, McCaffrey, Moore, Moton, Munnerlyn, Newton, Norton, Peppers, Samuel, Short, Silatolu, Smith, Thomas, Thompson, Turner, Williams
Oldest Player on roster	Julius Peppers - 38 years old (1/18/80)
Youngest Player on roster	Kendrick Norton - 21 years old (6/7/97)
Most experience	17 seasons, Julius Peppers
Tallest player(s) on roster	Two players: Matt Kalil, Julius Peppers - 6'7"
Shortest player(s) on roster	Captain Munnerlyn - 5'9"
The college that is represented the most:	North Carolina - 5 players
Players not from FBS schools	11-Mike Adams (Delaware), Alex Armah (West Georgia), Rasheed Bailey (Delaware Valley), James Bradberry (Samford), Jamaal Jones (Montana), Chris Manhertz (Canisius), Zach Moore (Concordia-St. Paul), Karter Schult (Northern Iowa), Amini Silatolu (Midwestern State), Greg Van Roten (Penn), Jason Vander Laan (Ferris State)



CAROLINA PANTHERS 2018 TRANSACTIONS



2-Jan	CB	Lorenzo Doss	Reserve/Future signing				(foot)
8-Jan	DE	Efe Obada	Reserve/Future signing	25-Jul	DE	Bryan Cox Jr.	Placed on physically unable to perform list (ankle)
8-Jan	WR	Jamaal Jones	Reserve/Future signing				
8-Jan	G	Dorian Johnson	Reserve/Future signing	25-Jul	WR	Fred Ross	Placed on physically unable to perform list (hip)
8-Jan	WR	Austin Duke	Reserve/Future signing				
8-Jan	LB	Richie Brown	Reserve/Future signing	1-Aug	DE	Bryan Cox Jr.	Passed physical
8-Jan	TE	Evan Baylis	Reserve/Future signing	1-Aug	WR	Curtis Samuel	Passed physical
8-Jan	WR	Rasheed Bailey	Reserve/Future signing	1-Aug	CB	Ross Cockrell	Placed on injured reserve (leg)
8-Jan	S	Damian Parms	Reserve/Future signing	1-Aug	T	Adam Bisnowaty	Claimed off waivers (DET)
8-Jan	TE	Kent Taylor	Reserve/Future signing	5-Aug	DE	Julius Peppers	Passed physical
8-Jan	S	Dezmen Southward	Reserve/Future signing	7-Aug	WR	Fred Ross	Passed physical
8-Jan	CB	Zack Sanchez	Reserve/Future signing	7-Aug	DT	Ashaad Mabry	Waived
29-Jan	G	Greg Van Roten	Extension signing	7-Aug	DE	Sterling Bailey	Free agent signing
26-Feb	TE	John Theus	Waived	12-Aug	DB	Alex Carter	Free agent signing
26-Feb	S	Kurt Coleman	Released	12-Aug	S	Damian Parms	Injured reserve
26-Feb	DE	Charles Johnson	Released				
28-Feb	RB	Jonathan Stewart	Released				
6-Mar	K	Graham Gano	Extension signing				
7-Mar	CB	Teddy Williams	Released				
9-Mar	DT	Drew Iddings	Extension signing				
14-Mar	DE	Julius Peppers	Extension signing				
14-Mar	CB	Daryl Worley	Traded to Philadelphia in exchange for WR Torrey Smith				
14-Mar	WR	Torrey Smith	Acquired in a trade with Philadelphia in exchange for CB Daryl Worley				
16-Mar	DT	Dontari Poe	Unrestricted free agent signing (Atlanta)				
16-Mar	TE	Zach Banner	Claimed off waivers (Cleveland)				
20-Mar	WR	Jarius Wright	Free agent signing				
23-Mar	T	Jeremiah Sirles	Free agent signing				
23-Mar	CB	Ross Cockrell	Unrestricted free agent signing (New York Giants)				
23-Mar	S	Da'Norris Searcy	Free agent signing				
26-Mar	T	Amini Silatolu	Free agent signing				
26-Mar	CB	LaDarius Gunter	Free agent signing				
16-Apr	QB	Taylor Heinicke	Claimed off waivers (Houston)				
26-Apr	TE	Greg Olsen	Extension signing				
26-Apr	WR	DJ Moore	Drafted (1)				
27-Apr	CB	Donte Jackson	Drafted (2)				
27-Apr	S	Rashaan Golden	Drafted (3)				
28-Apr	TE	Ian Thomas	Drafted (4a)				
28-Apr	DE	Michael Haynes	Drafted (4b)				
28-Apr	LB	Jermaine Carter Jr.	Drafted (5)				
28-Apr	LB	Andre Smith	Drafted (7a)				
28-Apr	DT	Kendrick Norton	Drafted (7b)				
1-May	TE	Kent Taylor	Waived				
1-May	T	Korren Kirven	Free agent signing				
7-May	RB	CJ Anderson	Free agent signing				
8-May	RB	Elijah Hood	Claimed off waivers (OAK)				
10-May	RB	Fozzy Whittaker	Placed on injured reserve (knee)				
11-May	RB	Kenjon Barner	Free agent signing				
11-May	DT	Tracy Sprinkle	Free agent signing				
11-May	LB	Chris Frey	Free agent signing				
11-May	RB	Reggie Bonnafon	Free agent signing				
11-May	QB	Kyle Allen	Free agent signing				
11-May	G	Brendan Mahon	Free agent signing				
11-May	G	Taylor Hearn	Free agent signing				
11-May	G	Kyle Bosch	Free agent signing				
14-May	WR	Russell Shepard	Released				
14-May	CB	Zack Sanchez	Waived with injury settlement				
14-May	DE	Karter Schult	Free agent signing				
14-May	CB	Kyle Friend	Free agent signing				
14-May	G	Quinterrius Eatmon	Free agent signing				
14-May	WR	Bug Howard	Free agent signing				
21-May	T	Korren Kirven	Waived				
21-May	TE	Jason Vander Laan	Free agent signing				
21-May	DT	Ashaad Mabry	Free agent signing				
31-May	T	Zach Banner	Waived				
4-Jun	G	Norman Price	Free agent signing				
25-Jul	DT	Drew Iddings	Waived				
25-Jul	TE	Cam Serigne	Free agent signing				
25-Jul	WR	Curtis Samuel	Placed on non-football injury list (ankle)				
25-Jul	DE	Julius Peppers	Placed on physically unable to perform list (shoulder)				
25-Jul	TE	Chris Manhertz	Placed on physically unable to perform list				



CAROLINA PANTHERS 2018 UNOFFICIAL DEPTH CHART

OFFENSE				
WR	17 Devin Funchess	13 Jarius Wright	18 Damiere Byrd	15 Jamaal Jones 12 Rasheed Bailey 87 Bug Howard
LT	75 Matt Kalil	76 Blaine Clausell	79 Quinterrius Eatmon	
LG	65 Amini Silatolu	71 Jeremiah Sirles	<u>63 Brendan Mahon</u>	64 Dorian Johnson
C	67 Ryan Kalil	69 Tyler Larsen	73 Greg Van Roten	74 Kyle Friend
RG	70 Trai Turner	71 Jeremiah Sirles	<u>62 Taylor Hearn</u>	<u>61 Kyle Bosch</u>
RT	60 Daryl Williams	72 Taylor Moton	71 Jeremiah Sirles	66 Norman Price 78 Adam Bisnowaty
TE	88 Greg Olsen	82 Chris Manhertz	<u>80 Ian Thomas</u>	84 Jason Vander Laan 85 Evan Baylis <u>86 Cam Serigne</u>
WR	11 Torrey Smith	12 DJ Moore	10 Curtis Samuel	14 Mose Frazier 8 Austin Duke 2 Fred Ross <u>7 Kyle Allen</u>
QB	1 Cam Newton	4 Garrett Gilbert	6 Taylor Heinicke	
FB	40 Alex Armah			
RB	22 Christian McCaffrey	20 CJ Anderson	34 Cameron Artis-Payne	38 Kenjon Barner 30 Elijah Hood <u>39 Reggie Bonnafon</u>
DEFENSE				
DE	97 Mario Addison	<u>98 Marquis Haynes</u>	94 Daeshon Hall	71 Efe Obada 76 Karter Schult
DT	99 Kawann Short	93 Kyle Love	<u>68 Tracy Sprinkle</u>	
DT	95 Dontari Poe	92 Vernon Butler	<u>74 Kendrick Norton</u>	
DE	90 Julius Peppers	96 Wes Horton	91 Bryan Cox Jr.	77 Zach Moore 79 Sterling Bailey
SLB	54 Shaq Thompson	<u>56 Jermaine Carter Jr.</u>	<u>57 Andre Smith</u>	
MLB	59 Luke Kuechly	55 David Mayo	52 Jared Norris	
WLB	58 Thomas Davis	53 Ben Jacobs	49 Richie Brown	50 Chris Frey
LCB	24 James Bradberry	41 Captain Munnerlyn	23 LaDarius Gunter	32 Cole Luke
RCB	27 Kevon Seymour	<u>26 Donte Jackson</u>	31 Lorenzo Doss	35 Corn Elder
SS	21 Da'Norris Searcy	42 Colin Jones	36 Demetrious Cox	33 Alex Carter
FS	29 Mike Adams	<u>28 Rashaan Gaulden</u>	37 Dezmen Southward	
SPECIAL TEAMS				
PK	9 Graham Gano			
P	5 Michael Palardy			
KO	9 Graham Gano			
H	5 Michael Palardy			
PR	18 Damiere Byrd	22 Christian McCaffrey	<u>12 DJ Moore</u>	<u>26 Donte Jackson</u> 38 Kenjon Barner
KOR	18 Damiere Byrd	22 Christian McCaffrey	<u>12 DJ Moore</u>	10 Curtis Samuel 38 Kenjon Barner
LS	44 J.J. Jansen			

ROOKIES Underlined

PANTHERS COACHING STAFF

Ron Rivera (head coach); Norv Turner (offensive coordinator); Eric Washington (defensive coordinator); Chase Blackburn (special teams coordinator); Jerricho Cotchery (assistant wide receivers); Heath Farwell (assistant special teams); Pete Hoener (tight ends); Brady Hoke (defensive line); Jeff Imamura (assistant secondary/cornerbacks); Joe Kenn (strength and conditioning); John Matsko (running game coordinator); Sam Mills III (assistant defensive line); Vincent Rivera (defensive quality control); Richard Rodgers (secondary); Steve Russ (linebackers); Jim Skipper (running backs); Lance Taylor (wide receivers); Drew Terrell (offensive quality control); Scott Turner (quarterbacks); Travelle Wharton (assistant offensive line).

PANTHERS PRONUNCIATION

DAMIERE Byrd.....	duh-MEER	EFE OBADA.....	EF-ay OH-bahdah
Blaine CLAUSELL.....	claw-ZELL	Cam SERIGNE.....	SAIR-in-ay
Chris FREY.....	FRY	KEVON Seymour.....	KEY-von
Devin FUNCHESS.....	FUN-chess	KAWANN Short.....	KAY-won
Graham GANO.....	guh-KNOW	Amini SILATOLU.....	sill-uh-TOE-lou
Rashaan GAULDEN.....	GAWL-den	TRAI Turner.....	Trey
LADARIUS Gunter.....	luh-DAIR-ee-us	Greg Van ROTEN.....	ROAT-en
Luke KUECHLY.....	KEEK-lee	JARIUS Wright.....	JAIR-ee-iss
Brendan MAHON.....	MANN		

CAROLINA PANTHERS / PRESEASON / WEEK 2 / THROUGH THURSDAY, AUGUST 9, 2018

WON 1, LOST 0				* RUSHING	No.	Yds	Avg	Long	TD					
08/09 W 28-23	at Buffalo	61,726		Anderson	4	16	4.0	7	1					
08/17	Miami			Heinicke	2	14	7.0	8	0					
08/24	New England			McCaffrey	4	11	2.8	7	1					
08/30	at Pittsburgh			Hood	3	7	2.3	3	0					
	Car.	Opp.		Bonnafon	2	4	2.0	2	0					
TOTAL FIRST DOWNS	21	23		Newton	1	3	3.0	3	0					
Rushing	5	4		Armah	1	2	2.0	2	0					
Passing	13	16		Artis-Payne	5	1	0.2	6	0					
Penalty	3	3		Barner	2	-1	-5	4	0					
3rd Down: Made/Att	5/10	7/12		Allen	2	-4	-2	-2	0					
3rd Down Pct.	50.0	58.3		TEAM	26	53	2.0	8	2					
4th Down: Made/Att	0/0	0/1		OPPONENTS	21	92	4.4	13	1					
4th Down Pct.	0.0	0.0		* RECEIVING	No.	Yds	Avg	Long	TD					
POSSESSION AVG.	28:42	31:18		D. Moore	4	75	18.8	32	0					
TOTAL NET YARDS	342	430		Samuel	4	43	10.8	19	0					
Avg. Per Game	342.0	430.0		McCaffrey	2	29	14.5	18	0					
Total Plays	58	62		Wright	1	28	28.0	28	0					
Avg. Per Play	5.9	6.9		Frazier	1	26	26.0	26	1					
NET YARDS RUSHING	53	92		Vander Laan	1	22	22.0	22	0					
Avg. Per Game	53.0	92.0		Hood	1	21	21.0	21	1					
Total Rushes	26	21		Anderson	1	15	15.0	15	0					
NET YARDS PASSING	289	338		Armah	1	15	15.0	15	0					
Avg. Per Game	289.0	338.0		J. Jones	1	9	9.0	9	0					
Sacked/Yards Lost	1/9	2/13		Duke	1	7	7.0	7	0					
Gross Yards	298	351		Funchess	1	6	6.0	6	0					
Att./Completions	31/20	39/25		Thomas	1	2	2.0	2	0					
Completion Pct.	64.5	64.1		TEAM	20	298	14.9	32	2					
Had Intercepted	0	1		OPPONENTS	25	351	14.0	59	2					
PUNTS/AVERAGE	5/43.4	3/45.7		* INTERCEPTIONS	No.	Yds	Avg	Long	TD					
NET PUNTING AVG.	5/40.8	3/37.7		Thompson	1	6	6.0	6	0					
PENALTIES/YARDS	8/67	10/69		TEAM	1	6	6.0	6	0					
FUMBLES/BALL LOST	1/0	0/0		OPPONENTS	0	0	---	---	0					
TOUCHDOWNS	4	3		* PUNTING	No.	Yds	Avg	Net	TB	In	Lg	B		
Rushing	2	1		Palardy	5	217	43.4	40.8	0	1	56	0		
Passing	2	2		TEAM	5	217	43.4	40.8	0	1	56	0		
Returns	0	0		OPPONENTS	3	137	45.7	37.7	0	0	56	0		
* SCORE BY PERIODS	Q1	Q2	Q3	Q4	OT	PTS	* PUNT RETURNS	Ret	FC	Yds	Avg	Long	TD	
TEAM	7	0	7	14	0	28	Barner	1	0	19	19.0	19	0	
OPPONENTS	7	10	0	6	0	23	Duke	1	0	5	5.0	5	0	
* SCORING	TD-Ru-Pa-Rt	K-PAT	FG	S	PTS	TEAM	2	0	24	12.0	19	0		
Anderson	1	1	0	0	0	6	OPPONENTS	3	1	13	4.3	8	0	
Frazier	1	0	1	0	0	6	* KICKOFF RETURNS	No.	Yds	Avg	Long	TD		
Hood	1	0	1	0	0	6	Barner	1	24	24.0	24	0		
McCaffrey	1	1	0	0	0	6	D. Byrd	1	23	23.0	23	0		
Gano	0	0	0	0	4/ 4	0/ 0	0	4	TEAM	2	47	23.5	24	0
TEAM	4	2	2	0	4/ 4	0/ 0	0	28	OPPONENTS	1	14	14.0	14	0
OPPONENTS	3	1	2	0	2/ 2	1/ 1	0	23	* FIELD GOALS	1-19	20-29	30-39	40-49	50+
2-Pt Conv: TM 0-0, OPP 0-1									TEAM	0/ 0	0/ 0	0/ 0	0/ 0	0/ 0
SACKS: Butler 1, Carter 1, TM 2, OPP 1									OPPONENTS	0/ 0	1/ 1	0/ 0	0/ 0	0/ 0
FUM/LOST: McCaffrey 1/0									OPP:	(26G)				

* PASSING	Att	Cmp	Yds	Cmp%	Yds/Att	TD	TD%	Int	Int%	Long	Sack/Lost	Rating
Gilbert	12	7	93	58.3	7.75	1	8.3	0	0.0	26	1/ 9	110.8
Heinicke	9	7	121	77.8	13.44	1	11.1	0	0.0	32	0/ 0	155.8
Newton	9	6	84	66.7	9.33	0	0.0	0	0.0	28	0/ 0	96.5
Allen	1	0	0	0.0	0.00	0	0.0	0	0.0	---	0/ 0	39.6
TEAM	31	20	298	64.5	9.61	2	6.5	0	0.0	32	1/ 9	117.4
OPPONENTS	39	25	351	64.1	9.00	2	5.1	1	2.6	59	2/ 13	99.4

CAROLINA PANTHERS / WEEK 17 / THROUGH SUNDAY, DECEMBER 31, 2017

WON 11, LOST 5				* RUSHING		No.	Yds	Avg	Long	TD						
09/10	W 23- 3	at San Francisco	70,178	Newton	139	754	5.4	69	6							
09/17	W 9- 3	Buffalo	74,122	Stewart	198	680	3.4	60t	6							
09/24	L 13-34	New Orleans	73,775	McCaffrey	117	435	3.7	40	2							
10/01	W 33-30	at New England	65,878	Artis-Payne	18	95	5.3	43	1							
10/08	W 27-24	at Detroit	64,288	Samuel	4	64	16.0	31	0							
10/12	L 23-28	Philadelphia	74,373	Clay LG	3	27	9.0	29	0							
10/22	L 3-17	at Chicago	61,256	Clay TM	2	27	13.5	29	0							
10/29	W 17- 3	at Tampa Bay	58,545	Shepard	2	19	9.5	11	0							
11/05	W 20-17	Atlanta	74,244	Whittaker	7	18	2.6	8	0							
11/13	W 45-21	Miami	72,790	D. Byrd	1	12	12.0	12	0							
11/26	W 35-27	at N.Y. Jets	77,562	Anderson	2	-2	-1.0	-1	0							
12/03	L 21-31	at New Orleans	73,171	TEAM	490	2102	4.3	69	15							
12/10	W 31-24	Minnesota	73,728	OPPONENTS	353	1409	4.0	72	7							
12/17	W 31-24	Green Bay	74,447	* RECEIVING												
12/24	W 22-19	Tampa Bay	71,463	McCaffrey	80	651	8.1	37	5							
12/31	L 10-22	at Atlanta	74,141	Funchess	63	840	13.3	44	8							
		Car.		Opp.	Benjamin	TM	32	475	14.8	43	2					
TOTAL FIRST DOWNS		320	282	Dickson	30	437	14.6	64	1							
	Rushing	121	69	Shepard	17	202	11.9	40t	1							
	Passing	167	187	Olsen	17	191	11.2	30t	1							
	Penalty	32	26	Samuel	15	115	7.7	23	0							
	3rd Down: Made/Att	93/222	78/206	D. Byrd	10	105	10.5	31	2							
	3rd Down Pct.	41.9	37.9	Bersin	8	128	16.0	27	0							
	4th Down: Made/Att	5/11	7/20	Stewart	8	52	6.5	21	1							
	4th Down Pct.	45.5	35.0	Clay	6	85	14.2	28	0							
	POSESSION AVG.	32:17	27:43	Clay	5	57	11.4	15	0							
	TOTAL NET YARDS	5179	5074	Whittaker	5	47	9.4	28t	1							
	Avg. Per Game	323.7	317.1	Manhertz	2	17	8.5	11	0							
	Total Plays	1026	953	Artis-Payne	1	2	2.0	2	0							
	Avg. Per Play	5.0	5.3	TEAM	293	3319	11.3	64	22							
	NET YARDS RUSHING	2102	1409	OPPONENTS	351	3969	11.3	70	25							
	Avg. Per Game	131.4	88.1	* INTERCEPTIONS												
	Total Rushes	490	353	Kuechly	3	23	7.7	23	0							
	NET YARDS PASSING	3077	3665	Adams	2	42	21.0	40	0							
	Avg. Per Game	192.3	229.1	Bradberry	2	3	1.5	3	0							
	Sacked/Yards Lost	35/242	50/304	Worley	2	0	0.0	0	0							
	Gross Yards	3319	3969	C. Jones	1	10	10.0	10	0							
	Att./Completions	501/293	550/351	TEAM	10	78	7.8	40	0							
	Completion Pct.	58.5	63.8	OPPONENTS	16	249	15.6	76t	1							
	Had Intercepted	16	10	* PUNTING												
	PUNTS/AVERAGE	71/46.0	69/46.2	Palardy	71	3269	46.0	42.4	4	25	63	0				
	NET PUNTING AVG.	71/42.4	69/41.6	TEAM	71	3269	46.0	42.4	4	25	63	0				
	PENALTIES/YARDS	83/682	101/867	OPPONENTS	69	3187	46.2	41.6	0	24	66	0				
	FUMBLES/BALL LOST	19/6	19/11	* PUNT RETURNS												
	TOUCHDOWNS	40	34	McCaffrey	22	9	162	7.4	25	0						
	Rushing	15	7	Clay	19	9	149	7.8	60t	1						
	Passing	22	25	Clay	17	8	147	8.6	60t	1						
	Returns	3	2	D. Byrd	1	0	9	9.0	9	0						
	* SCORE BY PERIODS	Q1	Q2	Q3	Q4	OT	PTS	TEAM	40	17	318	8.0	60t	1		
	TEAM	59	123	99	82	0	363	OPPONENTS	30	21	176	5.9	29	0		
	OPPONENTS	67	94	61	105	0	327	* KICKOFF RETURNS								
	* SCORING	TD-Ru-Pa-Rt	K-PAT	FG	S	PTS	Samuel	10	221	22.1	33	0				
	Gano	0	0	0	0	34/37	29/30	0	121	D. Byrd	7	229	32.7	103t	1	
	Funchess	8	0	8	0	0	0	48	Whittaker	6	110	18.3	31	0		
	McCaffrey	7	2	5	0	0	42	Clay	LG	3	52	17.3	19	0		
	Stewart	7	6	1	0	0	42	Clay	TM	3	52	17.3	19	0		
	Newton	6	6	0	0	0	38	McCaffrey	3	58	19.3	21	0			
	D. Byrd	3	0	2	1	0	18	Shepard	3	65	21.7	33	0			
	Benjamin TM	2	0	2	0	0	12	Bryan Cox	1	13	13.0	13	0			
	Artis-Payne	1	1	0	0	0	6	Mayo	1	12	12.0	12	0			
	Clay LG	1	0	0	1	0	6	TEAM	34	760	22.4	103t	1			
	Clay TM	1	0	0	1	0	6	OPPONENTS	12	254	21.2	32	0			
	Dickson	1	0	1	0	0	6	* FIELD GOALS	1-19	20-29	30-39	40-49	50+			
	Kuechly	1	0	0	1	0	6	Gano	0/ 0	8/ 8	11/11	10/10	0/ 1			
	Olsen	1	0	1	0	0	6	TEAM	0/ 0	8/ 8	11/11	10/10	0/ 1			
	Shepard	1	0	1	0	0	6	OPPONENTS	2/ 2	5/ 5	10/11	7/ 7	5/ 9			
	Whittaker	1	0	1	0	0	6	Gano: (39G,36G,20G)	(34G,28G,20G)	(32G,48G)	(32G,					
	TEAM	40	15	22	3	34/37	29/30	0	363	48G)	(21G,44G,55N)	(39G,20G,46G)	(36G)	(28G)	(31G,	
	OPPONENTS	34	7	25	2	32/32	29/34	0	327	45G)	(40G)	(40G,33G,45G)	()	(41G)	(33G)	(25G,28G,30G)
	2-Pt Conv: Newton, TM 1-3, OPP 2-2															
	SACKS: Addison 11, Peppers 11, Short 7.5,															
	Horton 5.5, Love 3.5, Davis 2.5,															
	Green-Thompson 2, Munnerlyn 2, Kuechly 1.5,															
	Lotulelei 1.5, Bradberry 1, Worley 1, TM 50,															
	OPP 35 FUM/LOST: Newton 9/1, Clay(LG) 3/1, Stewart 3/3, Clay(TM) 2/1, McCaffrey 2/1, Adams 1/0, Palardy 1/0, Shepard 1/0															
	* PASSING	Att	Cmp	Yds	Cmp%	Yds/Att	TD	TD%	Int	Int%	Long	Sack/Lost	Rating			
	Newton	492	291	3302	59.1	6.71	22	4.5	16	3.3	64	35/ 242	80.7			
	Anderson	8	2	17	25.0	2.13	0	0.0	0	0.0	9	0/ 0	39.6			
	Palardy	1	0	0	0.0	0.00	0	0.0	0	0.0	---	0/ 0	39.6			
	TEAM	501	293	3319	58.5	6.62	22	4.4	16	3.2	64	35/ 242	79.8			
	OPPONENTS	550	351	3969	63.8	7.22	25	4.5	10	1.8	70	50/ 304	92.9			

CAROLINA PANTHERS 2017 REGULAR SEASON DEFENSIVE STATISTICS (coaches film review)

PLAYER	TACKLES			SACKS	QBP	FF	FR	INT	YDS	PD	TD
	TOTAL	SOLO	ASSIST								
Luke Kuechly	134	108	26	1.5	6	1	3	3	23	4	1
Thomas Davis	88	66	23	2.5	8	-	1	-	-	-	-
Kurt Coleman	77	69	8	-	-	-	1	-	-	3	-
Shaq Thompson	75	56	19	2.0	6	-	-	-	-	1	-
Mike Adams	75	68	7	-	-	1	2	2	42	10	-
James Bradberry	74	66	8	1.0	-	2	-	2	3	12	-
Daryl Worley	72	63	9	-	-	-	-	2	0	7	-
Kawann Short	53	40	13	7.5	29	2	1	-	-	1	-
Mario Addison	50	35	15	11.0	44	2	-	-	-	-	-
Julius Peppers	33	27	6	11.0	20	2	2	-	-	-	-
Captain Munneryn	30	24	6	2.0	6	-	-	-	-	5	-
Star Lotulelei	26	15	11	1.5	11	-	1	-	-	-	-
Colin Jones	21	14	7	-	-	-	-	1	10	2	-
Kevon Seymour	18	18	0	-	-	-	-	-	-	5	-
Charles Johnson	17	9	8	-	13	-	-	-	-	1	-
Wes Horton	17	13	4	5.5	10	3	-	-	-	-	-
David Mayo	16	10	6	-	-	-	-	-	-	1	-
Kyle Love	16	10	6	3.5	10	-	-	-	-	-	-
Vernon Butler	14	10	4	-	11	-	-	-	-	1	-
Jairus Byrd	13	12	1	-	-	-	-	-	-	-	-
Bryan Cox, Jr.	5	4	1	-	6	-	1	-	-	-	-
Demetrius Cox	3	3	0	-	-	-	-	-	-	-	-

CAROLINA PANTHERS 2017 REGULAR SEASON SPECIAL TEAMS STATISTICS

PLAYER	TACKLES	FF	FR	BLK
David Mayo	8	-	-	-
Russell Shepard	7	-	-	-
Ben Jacobs	5	-	-	-
Cameron Artis-Payne	5	-	-	-
Colin Jones	4	-	-	-
Kevon Seymour	4	-	-	-
Andrew Gachkar	4	-	-	-
Jared Norris	3	-	-	-
Shaq Thompson	3	1	-	-
Fozzy Whittaker	2	-	-	-
Daryl Worley	1	-	-	-
Damiere Byrd	1	-	-	-
Andrew Gachkar	1	-	-	-
Alex Armah	1	-	-	-
Brenton Bersin	1	-	-	-
J.J. Jansen	1	-	-	-
Kaelin Clay	1	-	-	-
Jairus Byrd	1	-	-	-
Kawann Short	-	-	-	1

CAROLINA PANTHERS / WEEK 20 / THROUGH SUNDAY, JANUARY 21, 2018 / POSTSEASON

WON 0, LOST 1
 01/07 L 26-31 at New Orleans 73,186 * RUSHING

Car.	Opp.	Stewart	No.	Yds	Avg	Long	TD
		Newton	11	51	4.6	29	0
		McCaffrey	8	37	4.6	10	0
		Whittaker	6	16	2.7	7	0
		TEAM	26	107	4.1	29	0
		OPPONENTS	22	41	1.9	7	2

TOTAL FIRST DOWNS 24 21 * RECEIVING

Rushing	5	3	Olsen	No.	Yds	Avg	Long	TD
Passing	16	17	McCaffrey	8	107	13.4	24	1
Penalty	3	1	Funchess	4	79	19.8	24	0
3rd Down: Made/Att	8/17	2/8	Clay LG	3	32	10.7	21	0
3rd Down Pct.	47.1	25.0	Clay TM	3	32	10.7	21	0
4th Down: Made/Att	1/2	0/1	Bersin	2	27	13.5	19	0
4th Down Pct.	50.0	0.0	Dickson	1	3	3.0	3	0

POSSESSION AVG. 33:49 26:11

TOTAL NET YARDS 413 410

Avg. Per Game	413.0	410.0	TEAM	24	349	14.5	56t	2
Total Plays	71	56	OPPONENTS	23	376	16.3	80t	2
Avg. Per Play	5.8	7.3	* INTERCEPTIONS	No.	Yds	Avg	Long	TD
NET YARDS RUSHING	107	41	Adams	1	1	1.0	1	0
Avg. Per Game	107.0	41.0	TEAM	1	1	1.0	1	0
Total Rushes	26	22	OPPONENTS	0	0	---	---	0

NET YARDS PASSING 306 369

Avg. Per Game	306.0	369.0	* PUNTING	No.	Yds	Avg	Net	TB	In	Lg	B
Sacked/Yards Lost	4/43	1/7	Palardy	3	145	48.3	42.7	0	1	53	0
Gross Yards	349	376	TEAM	3	145	48.3	42.7	0	1	53	0
Att./Completions	41/24	33/23	OPPONENTS	4	183	45.8	43.0	0	1	57	0
Completion Pct.	58.5	69.7	* PUNT RETURNS	Ret	FC	Yds	Avg	Long	TD		
Had Intercepted	0	1	Clay LG	2	1	11	5.5	12	0		

PUNTS/AVERAGE 3/48.3 4/45.8

NET PUNTING AVG. 3/42.7 4/43.0

PENALTIES/YARDS 2/18 7/96

FUMBLES/BALL LOST 1/0 1/0

TOUCHDOWNS 2 4

Rushing	0	2	* KICKOFF RETURNS	No.	Yds	Avg	Long	TD
Passing	2	2	* FIELD GOALS	1-19	20-29	30-39	40-49	50+
Returns	0	0	Gano	0/ 0	2/ 3	1/ 1	0/ 0	1/ 1

* SCORE BY PERIODS Q1 Q2 Q3 Q4 OT PTS TEAM

TEAM	0	9	3	14	0	26	OPPONENTS	0/ 0	2/ 3	1/ 1	0/ 0	1/ 1
OPPONENTS	7	14	3	7	0	31	Gano: (25N, 27G, 39G, 58G, 29G)	0/ 0	0/ 0	0/ 0	0/ 0	1/ 1

* SCORING TD-Ru-Pa-Rt K-PAT FG S PTS TM: (25N, 27G, 39G, 58G, 29G)

Gano	0	0	0	0	2/ 2	4/ 5	0	14	OPP: (57G)
McCaffrey	1	0	1	0			0	6	
Olsen	1	0	1	0			0	6	
TEAM	2	0	2	0	2/ 2	4/ 5	0	26	
OPPONENTS	4	2	2	0	4/ 4	1/ 1	0	31	

2-Pt Conv: TM 0-0, OPP 0-0
 SACKS: Short 1, TM 1, OPP 4
 FUM/LOST: Adams 1/0

* PASSING

	Att	Cmp	Yds	Cmp%	Yds/Att	TD	TD%	Int	Int%	Long	Sack/Lost	Rating
Newton	40	24	349	60.0	8.73	2	5.0	0	0.0	56t	4/ 43	105.1
Anderson	1	0	0	0.0	0.00	0	0.0	0	0.0	---	0/ 0	39.6
TEAM	41	24	349	58.5	8.51	2	4.9	0	0.0	56t	4/ 43	102.6
OPPONENTS	33	23	376	69.7	11.39	2	6.1	1	3.0	80t	1/ 7	115.2

CAROLINA PANTHERS 2017 POSTSEASON DEFENSIVE STATISTICS (coaches film review)

PLAYER	TACKLES			SACKS	QBP	FF	FR	INT	YDS	PD	TD
	TOTAL	SOLO	ASSIST								
James Bradberry	8	8	0	0.0	0	0	0	0	0	0	0
Luke Kuechly	7	6	1	0.0	1	0	0	0	0	0	0
Shaq Thompson	7	6	1	0.0	0	0	0	0	0	0	0
Thomas Davis	5	5	0	0.0	1	0	0	0	0	0	0
Mike Adams	4	3	1	0.0	0	0	0	0	0	0	0
Daryl Worley	4	4	0	0.0	0	0	0	0	0	1	0
Kawann Short	3	3	0	1.0	1	0	0	0	0	0	0
Kurt Coleman	3	1	2	0.0	0	0	0	0	0	1	0
Bryan Cox, Jr.	1	1	0	0.0	0	0	0	0	0	0	0
LaDarius Gunter	1	1	0	0.0	0	0	0	0	0	0	0
Star Lotulelei	1	1	0	0.0	1	0	0	0	0	0	0
Captain Munneryn	1	1	0	0.0	0	0	0	0	0	0	0
Julius Peppers	1	0	1	0.0	0	0	0	0	0	0	0

CAROLINA PANTHERS 2017 POSTSEASON SPECIAL TEAMS STATISTICS

PLAYER	TACKLES	FF	FR	BLK
Andrew Gachkar	1	-	-	-
Fozzy Whittaker	1	-	-	-

Adam Bisnowaty

Tackle
1st NFL Season

Pittsburgh
1st with Panthers

6-6 • 307 • 12/14/93
WV '18 (Det)

TRANSACTIONS: Drafted in the sixth round (200th overall) of the 2017 Draft by the New York Giants (4/29/17)...Waived by the New York Giants (9/2/17)...Signed to New York Giants practice squad (9/3/17)...Signed to active roster by New York Giants (12/30/17)...Waived by the New York Giants (5/14/17)...Claimed off waivers by Detroit (5/15/18)...Waived by Detroit (7/31/18)...Claimed off waivers by Carolina (8/1/18)

GP/GS: Career (1/1): 2017 (1/1)

2017

Signed to New York Giants practice squad after being waived at end of preseason...Signed to active roster and started at right tackle for Giants vs. Redskins (12/31/17)...Helped Giants rush for 260 yards, tying for the sixth-highest total in franchise history.

COLLEGE

Four-year starter at left tackle for Pitt...Started 43 of his 45 career games played...Two-time All-ACC First Team selection in 2015 and 2016...Named to the All-ACC Academic Team all four years at Pitt...Runner-up for ACC coaches' Jacobs Blocking Trophy...Selected to Senior Bowl

PERSONAL

Went to Fox Chapel High School in Pittsburgh, Pa.

Alex Carter

Defensive Back
1st NFL Season

Stanford
1st with Panthers

6-0 • 200 • 10/19/94
FA '18

TRANSACTIONS: Signed as an undrafted free agent with Detroit (5/1/15)...Placed on injured reserve with Detroit (9/7/15)...Waived by Detroit (9/3/16)...Signed to Detroit practice squad (9/4/16)...Signed to active roster (12/24/16)...Waived by Detroit (9/2/17)...Signed to New England practice squad (10/9/17)...Released from New England practice squad (10/12/17)...Signed to Seattle practice squad (11/14/17)...Released from Seattle practice squad (11/21/17)...Signed to Chicago practice squad (11/28/17)...Released from Chicago practice squad (12/12/17)...Signed to Seattle practice squad (12/19/17)...Signed as a reserve future with Seattle (1/2/18)...Waived by Seattle (8/2/18)...Signed as a free agent by Carolina (8/12/18).

GP/GS: Career (1/0): 2016 (1/0)

2017

Spent time on New England, Chicago and Seattle practice squads...Did not play in a game.

COLLEGE

Played in 40 games in three seasons with Stanford...Left after junior season...Finished career with 104 tackles, 16 passes defended, two interceptions and one forced fumble...In 2014, was All-Pac-12 honorable mention, named to Bednarik Award and Nagurski Award watch lists...Started 12 of 13 games with 41 tackles, nine passes defended and one interception.

PERSONAL

Went to Briar Woods High School in Ashburn, Va.

Cam Serigne

Tight End
1st NFL Season

Wake Forest
1st with Panthers

6-3 • 240 • 8/6/94
FA '18

TRANSACTIONS: Signed as an undrafted free agent by Carolina (7/25/18).

GP/GS: Career (0/0)

COLLEGE

Played four seasons for Wake Forest...Totaled 2,075 career receiving yards on 174 catches for 21 receiving touchdowns...Finished career as ACC's all-time leader in touchdown receptions by a tight end...Finished as Wake Forest's all-time leader in receptions, receiving yards and receiving touchdowns by a tight end...Was an All-ACC first team honoree in his senior season in 2017, logging a career-best nine receiving touchdowns which ranked second in the ACC, while tallying 556 receiving yards...Earned All-ACC honorable mention in 2015 as he had a career-best 562 receiving yards...Led the Demon Deacons in receiving in his redshirt-freshman season in 2014, setting program records for receptions by a freshman (54) and tight end.

PERSONAL

Went to Briar Woods High School in Ashburn, Va.