



2017 SEASON IN REVIEW / PANTHERS.COM / @PANTHERSPR

CAROLINA PANTHERS (11-5), 2ND IN NFC SOUTH

PANTHERS RETURN TO PLAYOFFS FOR FOURTH TIME IN FIVE SEASONS

2017 SEASON HIGHLIGHTS

Carolina finished the season at 11-5, tying for the best record in the NFC South and earning the fifth seed in the NFC playoffs. The Panthers advanced to the postseason for the fourth time in five seasons, tied for the most in the NFC over that span.

Three Panthers were named AP All-Pro with guard Andrew Norwell and linebacker Luke Kuechly taking first-team spots and tackle Daryl Williams earning a second-team selection. Four Panthers were named to the Pro Bowl in Kuechly, kicker Graham Gano, linebacker Thomas Davis and guard Trai Turner.

The Panthers finished fourth in the NFL in rushing (131.4 yards per game). It marked the third time in the last seven years that the Panthers have finished in the top four in rushing. Carolina was one of two teams with three or more 200-yard rushing games, and the only team with three players to rush for over 400 yards.

Carolina's defense finished seventh in the league in total yards allowed while posting 50 sacks, good for third in the NFL and fourth-most in franchise history.

The run defense was especially strong, holding opponents to just 88.1 rushing yards per game. That mark ranked third in the NFL and was second all-time in franchise history. The Panthers set a franchise record by going an entire season without allowing a 100-yard individual rusher. Carolina's active streak of 20 games without an individual rusher topping 100 yards leads the NFL heading into 2018.

Quarterback Cam Newton rushed for a career-best 754 rushing yards and six rushing touchdowns, leading all NFL quarterbacks. Newton produced the eighth-best rushing season by a quarterback in NFL history, as he notched his third 700-yard rushing season which tied Michael Vick for most all-time.

Rookie Christian McCaffrey set numerous franchise records as he became the fourth rookie running back in NFL history with 80 receptions. He finished second in the league in receptions (80) and receiving yards (651) among rookie running backs, and was fifth in all-purpose yards (1,306) among rookies.

Running back Jonathan Stewart ran for 680 rushing yards as he became the franchise leader in career rushing yards and moved into second place all-time in total touchdowns (58).

Defensive ends Julius Peppers and Mario Addison each tallied 11 sacks to lead the team and give Carolina a pair of players with double-digit sacks for the fifth time in franchise history.

Peppers moved into fourth place all-time in career sacks (154.5) as he became the fourth player in NFL history with 10 seasons of 10 or more sacks.

STATISTICAL SNAPSHOT

Below are the final 2017 regular season averages and NFL rankings for Carolina in some key statistical categories:

	Avg.	NFL Rank	NFC Rank
OFFENSE			
Total Yards Per Game	323.7	19th	12th
Rushing Yards Per Game	131.4	4th	3rd
Rushing Yards Per Attempt	4.3	10th	7th
Passing Net Yards Per Game	192.3	28th	15th
Sacks Per Pass Play	6.5%	17th	9th
Sacks Allowed	35	13th(t)	7th
Third Down Efficiency	41.9%	7th	5th
Points Per Game	22.7	12th	7th
DEFENSE			
Total Yards Per Game	317.1	7th	4th
Rushing Yards Per Game	88.1	3rd	3rd
Rushing Yards Per Attempt	3.9	11th	6th
Passing Net Yards Per Game	229.1	18th	11th
Sacks Per Pass Play	8.3%	3rd	1st
Sacks	50	3rd	1st
Third Down Efficiency	37.9%	13th	5th
Points Per Game	20.4	10th(t)	6th

Individual Leaders

Passing	Yds	Cmp%	TD	INT	Rtg
Cam Newton	3302	59.1	22	16	80.7
Rushing					
Att	Yds	Avg	Lng	TD	
Cam Newton	139	754	5.4	69	6
Jonathan Stewart	198	680	3.4	60t	6
Christian McCaffrey	117	435	3.7	40	2
Receiving					
Rec	Yds	Avg	Lng	TD	
Devin Funchess	63	840	13.3	44	8
Christian McCaffrey	80	651	8.1	37	5



PANTHERS FREE AGENTS

Unrestricted (12)

Pos	Player	'17 GP/GS
QB	Derek Anderson	3/0
WR	Brenton Bersin	8/1
S	Jairus Byrd	12/0
TE	Ed Dickson	16/12
LB	Andrew Gachkar	6/0
K	Graham Gano	16/0
WR	Charles Johnson	0/0 (IR)
DT	Star Lotulelei	16/16
G	Andrew Norwell	16/16
DE	Julius Peppers	16/5
G	Amini Silatolu	14/3
CB	Teddy Williams	0/0 (IR)

Restricted (5)

Pos	Player	'17 GP/GS
WR	Kaelin Clay	9/2
CB	LaDarius Gunter	4/0
TE	Scott Simonson	0/0 (IR)
G	David Yankey	0/0 (IR)

Exclusive Rights (6)

Pos	Player	'17 GP/GS
WR	Damiere Byrd	8/3 (IR)
OT	Dan France	0/0 (IR)
DT	Drew Iddings	0/0 (IR)
C	Tyler Larsen	14/10
TE	Chris Manhertz	16/4 (IR)
P	Michael Palardy	16/0

MEDIA INFORMATION / CONTACTS

Panthers.com – For the most up-to-date information on the Carolina Panthers, please visit the team's official web site at www.panthers.com.

Panthers Communications Department

Steven Drummond, Director of Communications & Digital Media
steven.drummond@panthers.nfl.com (704) 358-7448

Ryan Anderson, Communications Manager (704) 358-7473
ryan.anderson@panthers.nfl.com

Will Bryan, Communications Coordinator (704) 358-7093
will.bryan@panthers.nfl.com

Preston Edwards, Communications Assistant (704) 358-7807
preston.edwards@panthers.nfl.com

Media Website – URL – <http://media.panthers.com>

Username – panthersmedia (all lowercase)

Password – carolina (all lowercase)

Twitter – Follow the Panthers communications department on Twitter at @PanthersPR and @PantherStatsGuy.

2017 PANTHERS RESULTS

PRESEASON (2-2)

Thursday	Aug. 9	HOUSTON	W, 27-17
Saturday	Aug. 19	@ Tennessee	L, 34-27
Thursday	Aug. 24	@ Jacksonville	W, 24-23
Thursday	Aug. 1	PITTSBURGH	L, 17-14

REGULAR SEASON (11-5)

Sunday	Sept. 10	@ San Francisco	W, 23-3
Sunday	Sept. 17	BUFFALO	W, 9-3
Sunday	Sept. 24	NEW ORLEANS	L, 34-13
Sunday	Oct. 1	@ New England	W, 33-30
Sunday	Oct. 8	@ Detroit	W, 27-24
Thursday	Oct. 12	PHILADELPHIA	L, 28-23
Sunday	Oct. 22	@ Chicago	L, 17-3
Sunday	Oct. 29	@ Tampa Bay	W, 17-3
Sunday	Nov. 5	ATLANTA	W, 20-17
Monday	Nov. 13	MIAMI	W, 45-21
Sunday	Nov. 19	BYE	
Sunday	Nov. 26	@ New York Jets	W, 35-27
Sunday	Dec. 3	@ New Orleans	L, 31-21
Sunday	Dec. 10	MINNESOTA	W, 31-24
Sunday	Dec. 17	GREEN BAY	W, 31-24
Sunday	Dec. 24	TAMPA BAY	W, 22-19
Sunday	Dec. 31	@ Atlanta	L, 22-10

POSTSEASON (0-1)

Wild Card Round			
Sunday	Jan. 7	@ New Orleans	L, 31-26



2017 WEEK-BY-WEEK TEAM STATISTICAL RANKINGS

Category	Week 1	Week 2	Week 3	Week 4	Week 5	Week 6	Week 7	Week 8	Week 9	Week 10	Week 11	Week 12	Week 13	Week 14	Week 15	Week 16	Week 17
Net Yards per game	18	25	28	22	18	19	19	21	21	16	17	17	18t	18	17	17	19
Rushing Yards per game	10	18	13	13	19	22	21	20	15	7	7	5	5	5	4	4	4
Net Passing Yards per game	23	24	30	20	17	17	16	19	24	21	22	24	25	28	27	27	28
Third Down Efficiency	5	7	3	1	2	3	6	4	5	2	1	5	6	5	6	6	7
Points per game	10	22	29	20	18	17	22	23	24	17	17	15t	16	14	12	11	12
Opp. Net Yards per game	3	1	1	4	3	4	3	2	1	1	2	2	6	5	5	7	7
Opp. Rushing Yards per game	5	6	15	8	6	5	4	5	2	2	3	3	4	3t	5	6	3
Opp. Net Passing Yards per game	7	2	3	7	5	7	4	3	6	4	4	6	7	7	11	16	18
Opp. Third Down Efficiency	2	4	7	16	10	11	9	6	5	9	9	9	8t	9	9	14	13
Sacks	4t	6t	11t	9t	3t	2t	2t	2	2	2t	4	4t	5	3t	3t	3	3
Opp. Points per game	2	1	2	4	9	9	11	5	4	3	5	8	10t	10	11	11t	11

ALL-TIME YEAR-BY-YEAR TEAM STATISTICAL RANKINGS

Category	1995	1996	1997	1998	1999	2000	2001	2002	2003	2004	2005	2006	2007	2008	2009	2010	2011	2012	2013	2014	2015	2016	2017
Net Yards per game	26	23	26	20	6	20	30	31	16	13	22	24	29	10	19	32	7	12	26	16	11	19	19
Rushing Yards per game	20	15	15	28	20	29	29	25	7	28	19	24	14	3	3	13	3	9	11	7	2	10	4
Net Passing Yards per game	24	22	26	14	2	12	26	30	18	9	17	15	29	19	27	32	13	16	29	19	24	21	28
Third Down Efficiency	20	21	2	13	10	15	30	30	20	10	6	32	24	19	19	30	10	6	4	12	7	23	7
Points per game	25	7	27	12	4	21	29	30	15	13	8	27	26	7	21	32	5	18	18	19	1	15	12
Opp. Net Yards per game	7	10	15	30	26	27	31	2	8	20	3	7	16	18	8	18	28	10	2	10	6	21	7
Opp. Rushing Yards per game	10	8	22	26	24	26	31	8	11	17	4	11	18	20	22	23	25	14	2	16	4	6	3
Opp. Net Passing Yards per game	14	12	9	28	23	26	28	4	9	18	9	4	17	16	4	11	24	13	6	11	11	29	18
Opp. Third Down Efficiency	15	1	17	26	30	27	27	2	8	31	27	3	26	18	7	16	27	9	12	22	13	10	13
Sacks	14t	1	23	21t	23t	27t	28	2	8	24t	7	6t	31	9	22t	20t	24t	9t	1	12t	6	2	3
Opp. Points per game	8	2	13t	27	26	12	28	5	10	15t	5	8t	15	12	9	26	27	18	2	21	6	26	11

ALL-TIME YEAR-BY-YEAR TEAM STATISTICAL AVERAGES

Category	1995	1996	1997	1998	1999	2000	2001	2002	2003	2004	2005	2006	2007	2008	2009	2010	2011	2012	2013	2014	2015	2016	2017
Net Yards per game	288.7	300.8	288.4	298.8	355.3	290.9	265.9	267.5	321.3	326.6	309.4	307.7	284.9	349.7	331.0	258.4	389.8	360.7	316.9	346.7	366.9	343.7	323.7
Rushing Yards per game	98.3	108.1	110.6	91.1	95.3	74.1	85.8	99.1	130.7	98.9	104.9	103.7	114.0	152.3	156.1	115.4	150.5	130.5	126.6	127.3	142.6	113.4	131.4
Net Passing Yards per game	190.4	192.7	177.8	207.6	260.1	216.1	180.1	168.4	190.6	227.7	204.4	204.0	170.9	197.4	174.9	143.1	239.3	230.2	190.2	219.4	224.3	230.3	192.3
Third Down Efficiency	38.1	37.2	44.0	37.0	38.3	39.4	30.6	28.6	35.6	40.3	42.2	31.1	36.2	39.3	37.3	30.4	40.5	43.1	43.8	41.9	42.4	37.2	41.9
Points per game	18.1	22.9	16.6	21.0	26.3	19.4	15.8	16.1	20.3	22.2	24.4	16.9	16.7	25.9	19.7	12.3	25.4	22.3	22.9	21.2	31.3	23.1	22.7
Opp. Net Yards per game	314.2	298.5	311.3	365.1	343.9	353.5	371.4	290.4	295.3	336.4	282.6	296.1	324.8	331.2	315.8	335.9	377.6	333.1	301.3	339.8	322.9	359.8	317.1
Opp. Rushing Yards per game	98.5	97.6	123.3	133.3	118.6	121.5	143.8	103.3	107.6	119.0	91.6	108.6	110.7	119.5	124.8	123.8	130.8	110.1	86.9	112.0	88.4	91.6	88.1
Opp. Net Passing Yards per game	215.7	200.9	187.9	231.8	225.3	232.0	227.6	187.1	187.7	217.4	191.1	187.5	214.1	211.7	191.0	212.1	246.8	223.0	214.3	227.8	234.5	268.2	229.1
Opp. Third Down Efficiency	40.8	32.4	36.9	41.7	41.6	43.3	41.6	32.9	34.7	46.0	40.7	31.5	42.5	39.7	35.5	38.0	42.8	36.1	35.8	42.4	37.9	37.9	37.9
Sacks	36	60	36	37	35	27	26	52	39	34	45	41	23	37	31	31	31	39	59	40	44	47	50
Opp. Points per game	20.3	13.6	19.6	25.8	23.8	19.4	25.6	18.9	19.0	21.2	16.2	19.1	21.7	20.6	19.3	25.5	26.8	22.7	15.1	23.4	19.3	25.1	20.4

**2018 DRAFT ORDER**

The 2018 NFL Draft will be at AT&T Stadium in Arlington, Texas. The first round will begin on Thursday, April 26 with the second and third round on April 27. The final four rounds will take place on April 28.

2018 FIRST ROUND DRAFT ORDER

Team	W	L	T	Pct.	SOS
1. Cleveland Browns	0	16	0	.000	.520
2. New York Giants	3	13	0	.188	.531
3. Indianapolis Colts	4	12	0	.250	.480
4. Cleveland Browns (from HOU)	4	12	0	.250	.516
5. Denver Broncos	5	11	0	.313	.492
6. New York Jets	5	11	0	.313	.520
7. Tampa Bay Buccaneers	5	11	0	.313	.555
8. Chicago Bears	5	11	0	.313	.559
9. San Francisco 49ers	6	10	0	.375	.512
10. Oakland Raiders	6	10	0	.375	.512
11. Miami Dolphins	6	10	0	.375	.543
12. Cincinnati Bengals	7	9	0	.437	.465
13. Washington Redskins	7	9	0	.437	.539
14. Green Bay Packers	7	9	0	.437	.539
15. Arizona Cardinals	8	8	0	.500	.488
16. Baltimore Ravens	9	7	0	.563	.441
17. Los Angeles Chargers	9	7	0	.563	.457
18. Seattle Seahawks	9	7	0	.563	.492
19. Dallas Cowboys	9	7	0	.563	.496
20. Detroit Lions	9	7	0	.563	.496
21. Buffalo Bills	9	7	0	.563	.492
22. Buffalo (from KC)	10	6	0	.625	.477
23. Los Angeles Rams	11	5	0	.688	.504
24. Carolina Panthers	11	5	0	.688	.539
25. Tennessee Titans	9	7	0	.563	.434
26. Atlanta Falcons	10	6	0	.625	.543
27. New Orleans Saints	11	5	0	.688	.535
28. Pittsburgh Steelers	13	3	0	.812	.453
29. Jacksonville Jaguars	10	6	0	.625	.434
30. Minnesota Vikings	13	3	0	.812	.492
31. New England Patriots	13	3	0	.812	.461
32. Philadelphia Eagles	13	3	0	.812	.484

PICKING AT #24

2018 will mark the first time that Carolina has ever picked at No. 24 in the first round. Of the last 10 picks at No. 24, four players have totaled 12 Pro Bowl appearances and five All-Pro First Team nods.

2017 Oakland Raiders CB Gareon Conley Ohio State
Played in two games for the Raiders in his rookie campaign, tallying seven tackles and one pass defensed. Placed on season-ending injured reserve following Week 9.

2016 Cincinnati Bengals CB William Jackson III Houston
After missing his entire rookie season on injured reserve, Jackson played in 15 games for the Bengals in 2017, starting five. He tallied 27 tackles, 14 pass breakups. He recorded his only interception in Week 3 against Green Bay Rodgers and returned it 75 yards for his first career touchdown.

2015 Arizona Cardinals T D.J. Humphries Florida
Started all 18 games he's played in during his career. Helped running back David Johnson establish single-season records for total yards (2,118), total TDs (20) and rushing TDs (16) in 2016.

2014 Cincinnati Bengals CB Darqueze Dennard Michigan State
Played in all 16 games in 2017, starting six. Led the Bengals' defense with two interceptions including a pick-six against the Ravens in Week 17. Has tallied 121 tackles, 11 pass breakups and three interceptions in his four years in the NFL.

2013 Indianapolis Colts DE Bjoern Werner Florida State
Spent three seasons with the Colts and started 15 games in 2014. Tallied 57 tackles, 6.5 sacks, and two fumble recoveries in his three-year career before retiring following the 2015 season.

2012 Pittsburgh Steelers G David DeCastro Stanford
Started 81 of 82 games he's played in during his six-year career with the Steelers. Earned his third-straight Pro Bowl selection in 2017 and played an integral part of an offensive line that yielded just 24 sacks – tied as third-fewest in the NFL.

2011 New Orleans Saints DE Cameron Jordan California
Has started 111 of 112 games in his seven-year career with the Saints. Tabbed a first-team All-Pro in 2017 after tallying 62 tackles, 13 sacks, two fumble recoveries, one interception and one touchdown. Earned Pro Bowl honors in 2013, 2015 and 2017, thanks to double digit sack totals in each season. Has notched 59.5 career sacks, eight forced fumbles and nine fumble recoveries.

2010 Dallas Cowboys WR Dez Bryant Oklahoma State
Has started 99 of 113 games in his eight-year career. Led the NFL in touchdown receptions (16) in 2014 and earned a first-team All-Pro selection. Has totaled 531 receptions for 7,459 yards and 73 touchdowns in his career and was tabbed to the Pro Bowl in 2013, 2014 and 2016. Ranks fifth in receiving yards in franchise history.

2009 Atlanta Falcons DT Peria Jerry Mississippi
Played five seasons with the Falcons, playing in 64 games. Notched a career-high 33 tackles and 3.5 sacks in 2013, his final season, before announcing his retirement from the NFL.

2008 Tennessee Titans RB Chris Johnson East Carolina
Started 111 of 130 games in his 10 year-career between Tennessee (2008-13), New York Jets (2014) and Arizona (2015-17). Ran for 2,006 yards in 2009, the sixth-most in NFL single season history. The totals earned him first-team All-Pro and NFL Offensive Player of the Year. Tabbed to the Pro Bowl for three consecutive seasons (2008-10) and scored 55 career rushing touchdowns and nine receiving touchdowns.



2018 NFL IMPORTANT DATES

February 27-March 3 -- NFL Scouting Combine, Lucas Oil Stadium, Indianapolis, Indiana.

March 6 -- Prior to 4 p.m., ET, deadline for clubs to designate Franchise or Transition Players.

March 12-14 -- Clubs are permitted to contact, and enter into contract negotiations with the certified agents of players who will become Unrestricted Free Agents upon the expiration of their 2017 contracts at 4 p.m., ET, on March 14. A contract cannot be executed with a new club until 4 p.m., ET, on March 14.

March 14 -- Prior to 4 p.m., ET, clubs must exercise options for 2018 on all players who have option clauses in their 2017 contracts.

-- Prior to 4 p.m., ET, clubs must submit qualifying offers to their Restricted Free Agents with expiring contracts and to whom they desire to retain a Right of First Refusal/Compensation.

-- Prior to 4 p.m., ET, clubs must submit a Minimum Salary Tender to retain exclusive negotiating rights to their players with expiring 2016 contracts and who have fewer than three accrued seasons of free agency credit.

-- Top-51 Begins. All clubs must be under the 2018 salary cap prior to 4 p.m., ET.

-- All 2017 player contracts expire at 4:00 p.m., ET.

-- The 2018 league year and free agency period begin at 4 p.m., ET. The first day of the 2018 league year will end at 11:59:59 p.m., ET on March 14. Clubs will receive a personnel notice that will include all transactions submitted to the league office during the period between 4 p.m., ET, and 11:59:59 p.m., ET, on March 14.

-- Trading period for 2018 begins at 4 p.m., ET, after expiration of all 2017 contracts.

March 25-28 -- Annual Meeting, Orlando, Fla.

April 16 -- Clubs with returning head coaches may begin off season workouts.

April 20 -- Deadline for Restricted Free Agents to sign offer sheets.

April 26-28 -- 2018 NFL Draft, AT&T Stadium, Arlington, Texas

May 4-7 -- First weekend after the NFL Draft: clubs may elect to hold their one three-day post-draft rookie minicamp from Friday through Sunday or Saturday through Monday.

May 11-14 -- Second weekend after the NFL Draft: clubs may elect to hold their one three-day post-draft rookie minicamp from Friday through Sunday or Saturday through Monday.

May 17-20 -- NFLPA Rookie Premiere, Los Angeles Coliseum, Beverly Hills, Ca.

May 21-23 -- NFL Spring League Meeting, Atlanta, Ga.

June 1 -- Deadline for prior club to send "June 1 Tender" to its unsigned Restricted Free Agents who received a qualifying offer for a Right of First Refusal Only in order for player to be subject to the CBA's "June 15 Tender" provision.

June 2 -- For any player removed from the club's roster or whose contract is assigned via waivers or trade on or after June 2, any unamortized signing bonus amounts for future years will be included fully in Team Salary at the start of the 2019 League Year.

June 15 -- Deadline for club to withdraw qualifying offer to Restricted Free Agents and still retain exclusive negotiating rights by substituting "June 15 Tender" of one-year contract at 110 percent of the player's prior-year Paragraph 5 Salary (with all other terms of his prior-year contract carried forward unchanged).

July 16 -- At 4 p.m., ET, deadline for any club that designated a Franchise Player to sign such player to a multi-year contract or extension. After this date, the player may sign only a one-year contract with his prior club for the 2018 season, and such contract cannot be extended until after the club's last regular season game.

2018 OPPONENTS ANNOUNCED

Carolina's opponents for the 2018 season have been determined. In addition to home and away games against NFC South foes Atlanta, New Orleans and Tampa Bay, Carolina will play all four teams from both the NFC East and the AFC North. The Panthers' remaining two intra-conference opponents are based on the 2017 standings. Carolina will host Seattle and play at Detroit after all three teams finished second in their respective divisions.

2018 OPPONENTS

HOME	AWAY
Atlanta Falcons (10-6)	Atlanta Falcons (10-6)
New Orleans Saints (11-5)	New Orleans Saints (11-5)
Tampa Bay Buccaneers (5-11)	Tampa Bay Buccaneers (5-11)
Dallas Cowboys (9-7)	Philadelphia Eagles (13-3)
New York Giants (3-13)	Washington Redskins (7-9)
Baltimore Ravens (9-7)	Cleveland Browns (0-16)
Cincinnati Bengals (7-9)	Pittsburgh Steelers (13-3)
Seattle Seahawks (9-7)	Detroit Lions (9-7)

A few notes on Carolina's 2018 opponents:

- The Panthers will play six games against teams that qualified for the playoffs, including a road game at Super Bowl champion Philadelphia. It marks the third consecutive year that Carolina plays a road game at the Super Bowl champion. The Panthers have faced the NFC Champion in every season since 2008.
- The combined record of the opponents for Carolina's 16 games is 131-125, a .511 winning percentage.
- Since divisional realignment 2002, the Panthers are 15-17 against the NFC East and 6-9-1 against the AFC North.
- The NFC South featured three teams in the 2017 playoffs for the first time in its history. The division's 37 wins led all divisions in the NFL in 2017. It marked the sixth time since 2002 that a division sported three teams with 10 or more wins.
- Carolina is set to face off against Seattle for the ninth time since the 2010 season, with two of those meetings coming in the postseason. Carolina is 4-8 all-time against Seattle, but has won two of the last three.
- The Panthers are 5-1 against Washington since divisional realignment in 2002.
- Carolina will be looking for its first road victory in franchise history at Pittsburgh. The Panthers are 1-5 all-time against the Steelers with the only win coming at home in 1996.
- After playing six games on the West Coast in the last three seasons, Carolina will not travel west in the regular season in 2018.
- Carolina is 46-41 all-time at home and 37-49 all-time on the road.





2017 PANTHERS AWARD WINNERS

Luke Kuechly (LB)

NFL Art Rooney Sportsmanship Award Winner; AP All-Pro First Team; PFWA All-NFC Team; Pro Bowl; NFC Defensive Player of the Week (Week 12)

Andrew Norwell (G)

AP All-Pro First Team

Daryl Williams (T)

AP All-Pro Second Team

Thomas Davis (LB)

Pro Bowl (played as alternate)

Graham Gano (K)

Pro Bowl (played as alternate), Ed Block Courage Award Team Winner

Trai Turner (G)

Pro Bowl (played as alternate)

Greg Olsen (TE)

NFL Walter Payton Man of the Year Award Finalist

Damiere Byrd (WR)

NFC Special Teams Player of the Week (Week 16)

Cam Newton (QB)

NFC Offensive Player of the Week (Week 10)

Julius Peppers (DE)

NFC Defensive Player of the Week (Week 4)

Jonathan Stewart (RB)

NFC Offensive Player of the Week (Week 14)

THREE PANTHERS NAMED AP ALL-PRO

Three Panthers were named 2017 Associated Press All-Pros. Linebacker Luke Kuechly and guard Andrew Norwell were selected to the first team, while tackle Daryl Williams was named to the second team.

Kuechly earned his fourth AP All-Pro selection, while Norwell and Williams were selected AP All-Pro for the first time.

LB LUKE KUECHLY (first team)

Kuechly ranked 11th in the NFL and led the team with 125 tackles (according to press box statistics). He also made three interceptions, tied for the most among linebackers. He had one forced fumble and two fumble recoveries, including one that he returned 34 yards for a touchdown at the New York Jets (11/26).

G ANDREW NORWELL (first team)

Started all 16 games and helped the Panthers finish fourth in the NFL in rushing yards. According to Pro Football Focus, Norwell ranked third overall among offensive guards and first in pass blocking.

T DARYL WILLIAMS (second team)

Started all 16 games for the first time in his career as he played in 100 percent of the team's offensive snaps and was ranked third among offensive tackles by PFF. Provided impressive pass protection while keying the Panthers run game as it finished fourth in the NFL.

FOUR PANTHERS IN PRO BOWL

Linebacker Luke Kuechly was selected to the Pro Bowl, while Thomas Davis, Graham Gano and Trai Turner all played in the game as alternates. Kuechly was unable to participate due to injury.

LB LUKE KUECHLY

Kuechly was selected to his fifth consecutive Pro Bowl, tying for fourth-most career appearances among active NFL linebackers. Kuechly ranked 11th in the NFL and led the team with 125 tackles (according to press box statistics). He also made three interceptions, tied for the most among linebackers.

LB THOMAS DAVIS

Davis went to his third consecutive Pro Bowl, reaching the game in years 11-13 of his career after not going in any year prior. Davis finished second on the team with 88 tackles (coaches film).

K GRAHAM GANO

Gano played in his first Pro Bowl after recording a career season. He set a franchise record and led the NFL in FG percentage, hitting on 29-of-30 tries for 96.7 percent. He also set a franchise record with a League-best 84.8 percent touchback percentage, booming 70 of 83 kickoffs into the endzone. Gano's 58-yard field goal in the playoffs set a franchise record and tied for the longest field goal in NFL playoff history.

T TRAI TURNER

Turner attended his third consecutive Pro Bowl in his first four seasons with Carolina. Turner helped the Panthers finish fourth in the NFL in rushing and keyed the best rushing season for Cam Newton who finished with 754 rushing yards.



KUECHLY WINS SPORTSMANSHIP AWARD

Luke Kuechly was named the 2017 winner of the NFL Art Rooney Sportsmanship Award. The award recognizes the NFL player who best demonstrates the qualities of outstanding sportsmanship on the playing field, including fair play, respect for opponents and integrity in competition. The award was founded in 2014 in honor of the late founding owner of the Pittsburgh Steelers and Pro Football Hall of Famer Art Rooney, Sr.

A six-year NFL veteran, Kuechly led Carolina with 125 tackles in 2017 and is the only player in franchise history with at least 100 tackles in each of his first six seasons as a Panther. Since entering the league in 2012, Kuechly leads all NFL linebackers with 15 interceptions and is the only player in the league with at least 15 interceptions (15) and 10 sacks (10.5) over that span. A five-time AP All-Pro selection, five-time Pro Bowler and the 2013 AP Defensive Player of the Year, he was a first-round draft choice by the Panthers in 2012.

The winner of the Art Rooney Sportsmanship Award is determined by a vote of current NFL players. Past recipients of the Art Rooney Sportsmanship Award are Frank Gore of the Indianapolis Colts (2016), Charles Woodson of the Oakland Raiders (2015) and Larry Fitzgerald of the Arizona Cardinals (2014).



DICKSON WINS GOOD GUY AWARD

Panthers tight end Ed Dickson is the 2017 winner of the Tom Berry Good Guy Award, which annually honors the Panthers player who was most helpful to the media.

Dickson always found time to talk with the local and national media members. Dickson's accessibility, honesty and perspective made for informative and helpful interviews.

The award, presented by the Carolinas chapter of the Pro Football Writers of America, is named for a longtime columnist and Panthers beat writer for the High Point (N.C.) Enterprise who died at the start of the 2009 season.

Dickson joins past winners Kurt Coleman, Josh Norman, Mike Tolbert, Greg Olsen, James Anderson, Captain Munnerlyn, Jordan Gross and Brad Hoover.

OLSEN NAMED MAN OF THE YEAR FINALIST

Greg Olsen was selected as a finalist for the Walter Payton NFL Man of the Year Award for the second consecutive year. He was one of three finalists last year.

In 2009, after watching his mother tackle and survive breast cancer, Olsen founded Receptions for Research: The Greg Olsen Foundation. The Foundation's Receiving Hope program focuses on cancer research and education programming.



In early 2013, Olsen and his wife Kara founded the HEARTest Yard Fund after a routine examination of their unborn son, T.J., revealed the infant had Hypoplastic Left Heart Syndrome (HLHS), a congenital defect marked by an underdeveloped left ventricle and aorta. The HEARTest Yard Fund, an umbrella program under Olsen's Receptions for Research Foundation, is a family service program administered in conjunction with Levine Children's Hospital in Charlotte. The cutting-edge program provides families of babies affected by congenital heart disease with services including in-home, private nursing care, physical therapy and speech therapy, all at no cost to the families or hospital. In November 2017, the HEARTest Yard's cutting-edge programming expanded when Greg and Kara announced the initiative's new cardiac neurodevelopmental program -- the first of its kind in the region. Since 2009, Receptions for Research has distributed over \$3.5 million in support.

GANO WINS ED BLOCK COURAGE AWARD

Panthers kicker Graham Gano is the 2017 Ed Block Courage Award team winner. Gano overcame a frustrating 2016 season where he suffered an injury to his left plant foot and yet continued to play through it, never missing a game and handling Carolina's kickoff and field goal duties.

Gano went through offseason surgery and then won the starting job for 2017 in training camp after the Panthers drafted a kicker for the first time in franchise history.

This season, Gano put together one of the best statistical seasons for a kicker in franchise history, earning a selection to the 2018 Pro Bowl. He hit 29-of-30 field goal attempts for a 96.7 percentage, a mark that led the NFL and set a franchise record. Gano also led the NFL with a touchback percentage of 85.4, booming a franchise-record 70 of his kickoffs into the end zone. His 58-yard field goal in the playoffs tied for the longest in NFL postseason history.

Gano did all this while also battling a knee injury for several weeks in the middle of the season.



2017 REGULAR SEASON TEAM LEADERS

Scoring:	Graham Gano	121 (29 FG 34 PAT)
Total Touchdowns:	Devin Funchess	8
Pass Attempts:	Cam Newton	492
Pass Completions:	Cam Newton	291
Completion Percentage (min. 50 att):	Cam Newton	59.1%
Passing Yards:	Cam Newton	3,302
Passing Touchdowns:	Cam Newton	22
Passer Rating (min. 50 att):	Cam Newton	80.7
Rushing Yards:	Cam Newton	754
Rushing Attempts:	Jonathan Stewart	198
Rushing Touchdowns:	Cam Newton, Jonathan Stewart	6
Yards Per Rush (min. 32 att):	Cam Newton	5.4
Receptions:	Christian McCaffrey	80
Receiving Yards:	Devin Funchess	840
Receiving Touchdowns:	Devin Funchess	8
Yards Per Reception (min. 20 rec):	Ed Dickson	14.6
Total Yards From Scrimmage:	Christian McCaffrey	1,086 (651 rec 435 rush)
Tackles:	Luke Kuechly	134
Sacks:	Julius Peppers, Mario Addison	11.0
Interceptions:	Luke Kuechly	3
Punt Returns:	Christian McCaffrey	22
Punt Return Average (min. 10 ret):	Kaelin Clay	8.6
Kickoff Returns:	Curtis Samuel	11
Kickoff Return Average (min. 5 ret):	Damiere Byrd	32.7
Net Punting Average:	Michael Palardy	42.4

ROOKIE REVIEW

Seven rookies took the field for the Carolina Panthers this season. Here is a look at how each player performed.



RB Christian McCaffrey (First Round, 8th overall; Stanford) - McCaffrey played in all 16 games and started 10 of the contests in his rookie campaign. He set a franchise record for most scrimmage yards by a Panthers rookie with 1,086 yards, 78 more yards than Kelvin Benjamin's previous record of 1,008 yards in 2014. The rookie running back is now the franchise record-holder for most receptions (80), receiving yards (651) and receiving touchdowns (5) by a running back in a single season. He finished his first year with 435 rushing yards on 117 carries, averaging 3.7 yards per carry with two rushing touchdowns.



WR Curtis Samuel (Second Round, 40th overall; Ohio State) - Prior to being placed on injured reserve, Samuel played in nine games with four starts. The rookie caught 15 passes for 115 yards before seeing his season cut short due to an ankle injury in Week 10. He also posted 64 rushing yards on four carries and returned 11 kickoffs for 220 yards.



T Taylor Moton (Second Round, 64th overall; Western Michigan) - Moton saw action in all 16 games this season. He served as an extra lineman in jumbo sets on offense and also saw significant action on special teams.



DE Daeshon Hall (Third Round, 77th overall; Texas A&M) - Hall played in one game during his rookie year, the season opener at San Francisco. He was inactive the next three games before being placed on injured reserve with a season-ending knee injury.



FB Alex Armah (Sixth Round, 192nd overall; West Georgia) - Armah played in nine regular season games and one postseason game during his rookie season. He was a key cog on a majority of the special teams units and occasionally saw action at fullback. He tallied one special teams tackle on the year.



S Demetrious Cox (Undrafted; Michigan State) - Cox played in four games this season before suffering a season-ending ankle injury. He tallied three tackles on the year, all in Week 4 at New England. Cox injured his ankle in that same game and was eventually placed on injured reserve in Week 8.



DE Bryan Cox, Jr. (Undrafted; Florida) - Cox Jr. saw action in seven games during his rookie campaign. He tallied five tackles, six quarterback pressures and one fumble recovery. He recorded his first fumble recovery in Week 16 vs Tampa Bay, scooping up a loose ball on the game's opening drive and returning it 15 yards to the Buccaneers' 33-yard line.



NEWTON SETS FRANCHISE RECORD

In Carolina's Wild Card game at New Orleans, quarterback Cam Newton set a franchise playoff record for passing yards in a single game.

Newton finished the game with 349 passing yards and two touchdowns on 24-of-40 passing with no interceptions for a passer rating of 105.1.

He surpassed his previous record of 335 vs. Arizona (1/24/16). He also tied the franchise record for most completions in a postseason game, tying Jake Delhomme's 24 completions at Chicago (1/15/06).

Newton also passed Jake Delhomme to move into first place all-time with 134 career postseason completions.



GANO TIES NFL RECORD FOR LONGEST FG

Kicker Graham Gano converted a 58-yard field goal to end the first half. The kick was the longest in Panthers franchise history and tied for the longest in NFL playoff history (Pete Stoyanovich, Miami vs. Kansas City, 1990).

Kicker John Kasay holds the regular-season record-long with a 56-yard field goal vs. Green Bay (9/27/98) while Gano's 58-yarder surpassed Kasay's previous postseason record long of 52 at St. Louis (1/10/04).

The kick was the second-longest successful field goal attempt in Gano's career. His career long is 59 yards, set when he played for Washington vs. San Francisco (11/16/11).



100-YARD RECEIVERS

Tight end Greg Olsen finished with 107 receiving yards on eight receptions with one touchdown, his third career 100-yard receiving game in the postseason. The total pushed him to 488 postseason receiving yards as a Panther, passing Muhsin Muhammad (407) for second place on the team's all-time postseason receiving yards list, trailing Steve Smith's 856 yards.

Running back Christian McCaffrey scored a 56-yard receiving touchdown in the fourth quarter and finished with 101 yards on six catches.

McCaffrey's touchdown was the longest reception by a running back in postseason franchise history and tied for 10th all-time in NFL postseason history. His 101 receiving yards were the most by a running back in franchise postseason history.



PLAYOFF EXPERIENCE

Linebacker Thomas Davis started at outside linebacker for the Panthers and became the team's all-time leader in playoff experience, playing in his 11th career postseason contest, moving past John Kasay's 10 career postseason games with Carolina.

Defensive end Julius Peppers played in his 18th postseason contest with Carolina, Chicago and Green Bay, tied for the fifth-most among active players.

Peppers has played nine of his 18 career postseason games with Carolina. The nine postseason contests played as a Panther are tied for third-most in team history.

Carolina is now 9-8 all-time in eight playoff appearances with a 3-1 record in the Wild Card round. The Panthers moved to 4-4 in road playoff games all-time.





PANTHERS DEFENSE STRONG TO START

The Panthers defense started the year with strong performances in the first two weeks at San Francisco (9/10/17) and against Buffalo (9/17/17). Carolina did not allow a touchdown in the first two games, giving up lone field goals to each team.

It marked the first time in franchise history that Carolina had not allowed a touchdown through the first two games of a season, and the Panthers became the first team in the NFL to accomplish the feat since the 2010 Baltimore Ravens.

Carolina was also the first NFL team since 1981 to allow 3 points or fewer in each of the first two games of a season.

Against Buffalo, Carolina allowed 176 total yards, the fewest in a regular season game since the team limited San Francisco to 151 on Nov. 10, 2013. The Panthers held Buffalo to 107 passing yards, their fewest in a regular season game since they gave up just 46 in that 2013 win at San Francisco.

NEWTON WINS BIG ON THE ROAD

In Week Four at New England (10/1/17), quarterback Cam Newton totaled four touchdowns (three passing and one rushing). It was Newton's sixth career game with at least three passing touchdowns and a rushing touchdown, tying for the most in NFL history.

The win helped Newton set the franchise record for career QB wins, while leading a game-winning drive to set up a field goal as time expired. Newton completed 22-of-29 passes for 316 yards and a passer rating of 130.8, as the Panthers became just the eighth team to win at New England since 2014.

A week later, Newton produced a gem at Detroit (10/8/17), throwing for 355 yards and three touchdowns for a passer rating of 141.8, the second-highest rating on the road and fourth-highest mark of his career. Newton, Tom Brady and Jameis Winston were the only NFL quarterbacks in 2017 to post passer ratings of 130 or higher in consecutive games, while only Newton did it on two road games.

GANO SETS TOUCHBACK RECORD

In Week Four at New England (10/1/17), kicker Graham Gano had a streak of 15 consecutive kickoffs resulting in touchbacks to start the 2017 season broken on his third kickoff of the game when New England's Dion Lewis returned the kickoff from the New England 3-yard line to the 26-yard line.

The streak of 15 consecutive kickoffs resulting in touchbacks is the longest such streak in the NFL to start a season since at least 1970.

Gano held the previous long streak with 14 to start the 2013 season.

DICKSON HAS CAREER DAY AT DETROIT

In Week Five at Detroit (10/8/17), tight end Ed Dickson set a career high with 175 receiving yards, marking the first 100-yard receiving game of his career.

Dickson's 175 yards ranks as the second-best receiving game by a tight end in Panthers history (Greg Olsen, 181, vs. Tampa Bay, 10/10/16).

Dickson became just the second tight end in NFL history to tally at least 175 receiving yards on five or fewer receptions (Dave Kocourek, 1961). It also ranks as the fourth-most receiving yards by an NFL tight end in a game since 2003.

Dickson's yardage total included a career-long 64-yard reception on Carolina's first scoring drive. Dickson later had a 57-yard reception, the third-longest reception his career. He is the first player in franchise history with two receptions of 50-plus yards in the same game.



TWO TDs BEFORE HALF

After falling behind 10-0 to Atlanta in Week 9 (11/5/17), the Panthers scored 20 unanswered points to come back and win.

The Panthers accomplished a franchise first when Christian McCaffrey scored a rushing touchdown with 1:55 remaining in the second quarter. After a Mike Adams interception, Cam Newton scored on a rushing touchdown with 23 seconds left in the second quarter to put Carolina ahead.

It marked the first time in franchise history that the Panthers have scored two touchdowns in the final two minutes before halftime.



**PANTHERS SET NEW SINGLE-GAME RECORD**

The Carolina Panthers offense accumulated 548 net yards in Week 10 on Monday Night Football against Miami (11/13/17), surpassing the franchise record of 543 at Chicago (10/2/11). The yards marked the second-highest single-game total in the NFL in the 2017 season behind New England (555, 9/17).

Carolina's top six games in net offensive yardage have all come since 2011 with Cam Newton at quarterback.

The Panthers logged 294 rushing yards, just five yards shy of the franchise record.

Carolina scored 45 points on six touchdowns, including four through the air. It marked the highest point output since a 46-27 win over San Francisco in 2016 (9/18/16).

**BACK-TO-BACK 200-YARD GROUND GAMES**

For the first time in franchise history, the Panthers put together back-to-back 200-yard rushing games. Carolina had a then-season-high 201 rushing yards against Atlanta in Week 9, and then followed it up with 294 rushing yards against Miami in Week 10, just five yards shy of the franchise record.

The Panthers rushing total against Miami ranked second in the NFL for most rushing yards in a single game in 2017, four yards behind New Orleans (298, 11/12/17).

The Panthers finished the season with three 200-yard rushing games, joining Chicago as the only three teams with three or more games.

Against Miami, Jonathan Stewart tallied his 15th career 100-yard rushing game, and first of 2017, as he led the team with 110 rushing yards. Cam Newton rushed for 95 yards while Cameron Artis-Payne had 68 yards.

It marked the first time since 2009 that Carolina has had two rushers over 90 yards in the same game, and first time in franchise history that the Panthers had three rushers with 68 or more rushing yards.

FRANCHISE RECORD ON THIRD DOWN

The Carolina Panthers converted 11-of-14 third downs against Miami for a mark of 78.6 percent. That stands as a new franchise record for third-down percentage in a game with at least 14 attempts.

Since Carolina's first season in 1995, that mark is tied for fourth in the NFL for teams with at least 14 third-down attempts in a game.

3RD DOWN CONVERSION / MIN. 14 ATTEMPTS / 1995-2017

Team (Date)	Att.	Conv.	Pct.
Arizona (11/1/15)	16	13	.813
Oakland (12/23/00)	15	12	.800
San Diego (10/15/06)	15	12	.800
Carolina (11/13/17)	14	11	.786

HAPPY RETURNS

In a stretch of 2:11 in the fourth quarter in Week 12 at the New York Jets (11/26/17), Carolina returned a fumble and punt for touchdowns to retake the lead, marking Carolina's first of two fourth-quarter comebacks in 2017.

Luke Kuechly's 34-yard fumble recovery for a touchdown marked Carolina's only defensive touchdown in 2017, and first fumble recovery for a touchdown since Thomas Davis returned one in 2016 against Arizona (10/30/16).

After the Panthers forced a three-and-out on the next possession, Kaelin Clay returned a punt 60 yards for a touchdown. It marked Kaelin Clay's second career touchdown (his first as a Panther) and the first Panthers punt return for a TD since Philly Brown returned one for 79 yards against Chicago (10/5/14).

The sequence was the first time since Dec. 8, 2002, against Cincinnati that Carolina scored a touchdown on both a fumble recovery and punt return. It was also the first time since 1995 that Carolina scored both in the fourth quarter.



**2017 FRANCHISE RECORDS (in MEDIA GUIDE CATEGORIES)****REGULAR SEASON**

vs Chicago 10/10/10

TEAM

Fewest Fumbles Lost, Season
6 2017, 2013, 2011

Highest Average Time of Possession, Season
32:17 2017

Fewest First Downs Allowed, Rushing, Season
69 2017, 1996

Fewest Opponent Kickoff Returns, Season
12 2017

Fewest Kickoff Return Yards Allowed, Season
254 2017

INDIVIDUAL

Most Receptions, Rookie, Season
80 Christian McCaffrey, 2017

Highest Field Goal Percentage, Season
96.7 Graham Gano, 2017

Highest Net Punting Average, Season
42.43 Michael Palardy, 2017

REGULAR SEASON SINGLE GAME**TEAM**

Fewest Points, Both Teams, Game
12 Carolina [9] vs. Buffalo [3] 9/17/17

Most points, Third Quarter
21 four times, most recently vs. Miami 11/13/17

Most PATs, Game
6 five times, most recently vs. Miami 11/13/17

Most Net Yards, Game
548 vs Miami 11/13/17

Fewest Rushing Yards, Both Teams, Game
78 Carolina [28] at Detroit [50] 10/8/17

Fewest First Downs Allowed, Game
5 at Chicago 10/22/17

Fewest First Downs Allowed, Passing, Game
2 at Chicago 10/22/17

INDIVIDUAL

Longest Kickoff Return
103 Damiere Byrd, vs Tampa Bay, 12/24/17 [TD]

Highest Kickoff Return Average, Game (min 3 ret)
48.67 Damiere Byrd, vs. Tampa Bay 12/24/17 [3-146]

Most Opponents' Fumbles Recovered, Game
2 seven times, most recently, Julius Peppers, vs. Tampa Bay 12/24/17

POSTSEASON**INDIVIDUAL**

Longest Field Goal
58 Graham Gano, at New Orleans 1/7/18

Most Completions, Game
24 Cam Newton, at New Orleans, 1/7/18 [tied]

Most Passing Yards, Game
349 Cam Newton, at New Orleans 1/7/18

TEAM

Most First Downs, Passing, Game
16 at New Orleans 1/7/18

Most Net Passing Yards Allowed, Game
369 at New Orleans 1/7/18

Fewest Opponent Kickoff Returns, Game
0 at New Orleans 1/7/18

2017 INDIVIDUAL NFL TOP-10 FINISHERS**RUSHING**

Avg. Yards Per Rush (min 100 attempts)
2nd Cam Newton, 5.42

Stuffed Percentage (among qualifiers)
2nd Cam Newton, 4.3%

RECEIVING

Receiving Touchdowns
t-8th Devin Funchess, 8

DEFENSE (press box stats)

Tackles
10th Luke Kuechly, 125

KICKING

Field Goal Percentage (min 5 attempts)
1st Graham Gano, 96.7%, 29-30

Touchback Percentage
1st Graham Gano, 85.4%, 70-83

PUNTING

Net Punting Average
6th Michael Palardy, 42.4



A RUNNING HISTORY

Since 2008, the year Carolina drafted Jonathan Stewart, the Panthers lead the NFL in total rushing yards with 21,537. Carolina also ranks second in rushing touchdowns since 2008 with 176, just six behind New England.

Since that season, the Panthers have ranked among the top four in rushing in five different seasons, including a No. 4 ranking in 2017.

NFL TEAM RUSHING YARDS LEADERS, 2008-17

Team	Rushing Yards
Carolina	21,537
New York Jets	20,532
Buffalo	20,435
Minnesota	20,408
Kansas City	20,323

NFL TEAM RUSHING TOUCHDOWNS LEADERS, 2008-17

Team	Rushing TDs
New England	183
Carolina	176
Minnesota	161
New Orleans	158
Philadelphia	152

RUSHING GAME AMPED UP

Through the season's first eight weeks, Carolina ranked 20th in the NFL in rushing. However, over the final eight weeks, Carolina led the NFL with 165.1 rushing yards per game. The Panthers had 12 games of 100 rushing yards or more.

Carolina was one of two teams in the NFL with three or more 200-yard rushing games. It was the Panthers first season since 2009 with three 200-yard rushing games.

Newton (754), Stewart (680) and McCaffrey (435) led the Panthers in rushing. No other NFL teams had three players with over 400 yards rushing.

The last time that Carolina had three players with over 400 rushing yards was in 2011 (Williams-Stewart-Newton).



SPREADING THE BALL AROUND

The Panthers spread the ball around to different receivers in the passing game. In 2017, 14 different players made receptions for Carolina, one fewer than the franchise record of 15 different players, set in 2000.

Five different players recorded 100-yard receiving games (Funchess, Benjamin, Dickson, McCaffrey, Olsen), a mark that led the NFL and was a franchise record.

Nine different players recorded receiving touchdowns, a number that tied for sixth in the NFL this season and tied for the most in franchise history.



RECEIVING LEADERS / PANTHERS / 2017

Player	Receptions	Rec Yds	TDs
Christian McCaffrey	80	651	5
Devin Funchess	63	840	8
Kelvin Benjamin*	32	475	2
Ed Dickson	30	437	1
Russell Shepard	17	202	1
Greg Olsen	17	191	1
Curtis Samuel	15	115	0
Damiere Byrd	10	105	2
Brenton Bersin	8	128	0
Jonathan Stewart	8	52	1
Kaelin Clay	5	57	0
Fozzy Whittaker	5	47	1
Chris Manhertz	2	17	0
Cameron Artis-Payne	1	2	0

*-traded to Buffalo

TWO TIGHT ENDS OVER 100

The Carolina Panthers were the only team this season with a pair of tight ends to both sport 100-yard receiving games. Greg Olsen caught nine passes for 116 yards against Green Bay (12/17/17) in Week 15, while Ed Dickson caught five passes for 175 yards at Detroit in Week 5 (10/8/17).

The last time a team had two tight ends with 100-yard games were the New England Patriots in 2016 with Martellus Bennett and Rob Gronkowski.

2017 marked the first time that the Panthers ever had two different tight ends with 100-yard receiving games in the same season.

**TOUCHDOWNS BEFORE HALF**

Carolina was efficient at scoring points right before halftime, especially when receiving the kick to start the second half.

The Panthers scored touchdowns in six of the final eight games right before halftime, including a 103-yard kickoff return with 2:43 left in the second quarter against Tampa Bay (12/24/17) in Week 16 and a touchdown strike to Devin Funchess with 50 seconds left in the half at Atlanta (12/31/17) in Week 17.

On the season, Carolina tied for the NFL lead in total points scored in the final three minutes of the second quarter with 64 points. The Panthers led the NFL with eight total touchdowns in that window.

Against Atlanta (11/5/17) in Week 9, the Panthers scored two touchdowns in the last two minutes before half, setting a franchise record.

Carolina finished the season 10-0 when leading at the half.

NFL LEADERS / POINTS / FINAL 3 MINUTES OF SECOND QUARTER

Carolina	64
Baltimore	64
Minnesota	61
Philadelphia	55
Dallas	54

Carolina won the coin toss in 11 games in 2017, deferring to the second half each time and posting a record of 9-2 when receiving the second-half kickoff.

The Panthers led the NFL in points (38) off drives that started the third quarter.

NFL LEADERS / POINTS / DRIVES TO START THIRD QUARTER

Team	Points
Carolina	38
New Orleans	34
New England	34
Minnesota	33
Philadelphia	31

Carolina was tied for fourth in the NFL in overall points scored in the third quarter. Carolina was 10-0 when holding a lead after the third quarter.

NFL LEADERS / POINTS / THIRD QUARTER

Team	Points
Los Angeles Rams	119
Philadelphia	107
Jacksonville	104
Carolina	99

CONTROL THE CLOCK

Carolina finished fourth in the league with an average time of possession average of 32:17.

NFL TEAM LEADERS / TIME OF POSSESSION / 2017

Team	TOP
Philadelphia	32:41
Minnesota	32:26
Jacksonville	32:19
Carolina	32:17

The Panthers set a franchise record for time of possession in a season at 32:17, besting the old record of 31:54 set in 2013.

For the first time in franchise history, Carolina put together two fourth quarter drives that eclipsed 8 minutes in the same season. Carolina's 8:48 drive in Week One at San Francisco (9/10/17) was the longest drive to end a game in franchise history. Carolina then produced a 8:34 drive in the fourth quarter in Week Two vs. Buffalo (9/17/17).

Carolina posted four drives over six minutes in the game at Chicago, a season high. The Panthers led the NFL in drives lasting over six minutes with 19.

NFL TEAM LEADERS / DRIVES OF 6+ MINUTES / 2017

Team	Drives
Carolina	19
Four teams	14

AVOIDING PENALTIES

Carolina led the NFL for the fewest penalties in 2017 with only 83 penalties for 682 yards marked off against the Panthers.

The Panthers nearly tied the franchise record for fewest penalties and penalty yards after being called for just one penalty for one yard against Philadelphia (10/12/17).

Carolina's team record for fewest penalties in a season was 80, set in 2013. The team record for fewest penalty yards was 637 set in 2008.

FEWEST PENALTIES / NFL / 2017

Team	Penalties	Penalty Yards
Carolina	83	682
Tennessee	85	785
New York Giants	91	895
Baltimore	91	749

**FRANCHISE RECORD WITH NO 100-YARD RUSHERS**

Carolina was the only team in the NFL to not allow an individual 100-yard rusher in any game in 2017.

The Panthers set a franchise record by going 20 consecutive games without allowing a 100-yard individual rusher, the longest active streak in the NFL. The previous 17-game record was set over the course of the 2001 and 2002 seasons.

The Panthers have not given up 100 yards rushing to a single player since Dec. 4, 2016 (20 games) against Seattle when Thomas Rawls went for 106 yards.

The Panthers held a number of the League's top rushers under their season average in the regular season and one playoff game. Against team's top rushing threats, Carolina held individuals a cumulative 167.5 yards under their season averages, or 9.8 yards under per game.

TOP RUSHERS VS. PANTHERS / NFL / 2017

PLAYER	vs Car.	Season Avg.	Difference
LeSean McCoy, Buf.	9.0	71.1	-62.1
Dion Lewis, N.E.	18.0	55.1	-37.1
Latavius Murray, Min.	14.0	50.6	-36.6
Devonta Freeman, Atl.	34.5	58.6	-24.1
Bilal Powell, NYJ	34.0	51.5	-17.5
Carlos Hyde, S.F.	45.0	58.8	-13.8
Mark Ingram, N.O.	54.3	65.1	-10.8
Jamaal Williams, G.B.	30.0	39.7	-9.7
Ameer Abdullah, Det.	31.0	39.4	-8.4
Jordan Howard, Chi.	65.0	70.1	-5.1
Doug Martin, T.B.	39.0	36.9	2.1
LeGarrette Blount, Phi.	67.0	47.4	19.6
Kenyan Drake, Mia.	82.0	46.0	36.0

50 SACKS

The Panthers finished third in the NFL with 50 team sacks in 2017. Carolina had multiple sacks in all but three games. Fifty sacks marked the fourth-most in any season in franchise history.

The Panthers were one of three teams (Jacksonville, Los Angeles Rams) to sport a pair of players with double-digit sacks as Julius Peppers and Mario Addison finished with a team-best 11 sacks each. It marked the fifth season in franchise history that Carolina had two players with double-digit sack totals.

Carolina blitzed more than any team this season and Carolina was sixth in the league in sacks by defensive backs (4.0).

SACKS / CAROLINA / 2017 SEASON

Player	Sacks		
Mario Addison	11.0	Shaq Thompson	2.0
Julius Peppers	11.0	Captain Munnerlyn	2.0
Kawann Short	7.5	Luke Kuechly	1.5
Wes Horton	5.5	Star Lotulelei	1.5
Kyle Love	3.5	Daryl Worley	1.0
Thomas Davis	2.5	James Bradberry	1.0

TAKEAWAYS COMING IN BUNCHES

Carolina's defense recorded 17 turnovers in the last nine games of the season, including nine interceptions. Prior to Week 8, the Panthers went a franchise-record six games without an interception.

Over games 8-16, Carolina's 17 total takeaways ranked fifth in the NFL, while the turnover differential of +8 was tied for third over that span.

In the final nine games, Carolina turned the 17 turnovers into 59 points, ranking fourth in the NFL in points off turnovers in that span.

Carolina was 9-1 when scoring any points off turnovers and 9-1 when winning or tied in turnover differential.

RED ZONE DEFENSE

Over the final seven games, Carolina's red zone defense was stout. The Panthers only gave up eight touchdowns on 25 trips to the red zone. The Panthers red zone defense mark of 32.0 percent led the NFL over the last seven games. Carolina went from ranked 29th in red zone defense after Week 9 to finishing eighth.

RED ZONE DEFENSE / NFL / GAMES 10-16

Team	Att.	Conv.	Pct.
<i>Carolina</i>	25	8	32.0
Jacksonville	12	4	33.3
Tennessee	26	9	34.6

5 OF TOP 8 SACK ARTISTS IN LOCKER ROOM

Julius Peppers, Charles Johnson, Mario Addison, Kawann Short and Thomas Davis all rank in the top eight of the Panthers all-time sack leaders. Those five players currently account for 28.3 percent of all 894.0 sacks ever recorded in Panthers history. Since Peppers was drafted in 2002, the Panthers rank third in the NFL with 645 sacks.

PANTHERS CAREER SACK LEADERS

Player	Sacks	Seasons
<i>Julius Peppers</i>	92.0	2002-09; 2017
<i>Charles Johnson</i>	67.5	2007-17
Mike Rucker	55.5	1999-2007
Kevin Greene	41.5	1996, 1998-99
<i>Mario Addison</i>	36.5	2012-17
Greg Hardy	34.0	2010-14
<i>Kawann Short</i>	29.5	2013-17
<i>Thomas Davis</i>	28.0	2005-17



TEAM NOTES

DEFENSIVE LINE AT ITS BEST UNDER WASHINGTON

Defensive line coach Eric Washington has gotten the most out of his charges in his seven seasons with the Carolina Panthers. Washington, with assistant defensive line coach Sam Mills III, have overseen one of the most productive defensive lines in the NFL since 2012.

Since 2012, no group of defensive linemen produced more sacks than Carolina's 219.0.

NFL TEAM LEADERS / SACKS BY DEFENSIVE LINEMEN / 2012-17

Team	Sacks
Carolina	219.0
Los Angeles Rams	198.0
Minnesota	195.5
Cincinnati	180.5

The defensive line's 219.0 sacks are part of an NFL-leading 280 total sacks by Carolina from 2012-17.

NFL TEAM LEADERS / SACKS / 2012-17

Team	Sacks
Carolina	280
Los Angeles Rams	265
Denver	261
Green Bay	252

Carolina finished ranked in the top 10 in sacks in five of the past six seasons, including a No. 1 ranking in 2013 and a No. 2 ranking in 2016.

CAROLINA'S SACK TOTALS / 2012-17

Season	Sacks (NFL Rank)
2012	39.0 (9th)
2013	60.0 (1st)
2014	40.0 (13th)
2015	44.0 (6th)
2016	47.0 (2nd)
2017	50.0 (3rd)

The 60 sacks in 2013 tied the Panthers franchise record set in 1996 and were the most by a team in a single season since San Diego had 61 in 2006.

Washington's defensive line has not only been productive in getting to the quarterback, but also at stopping the run. Carolina's run defense, has ranked in the top six in the NFL in four of the past six seasons.

CAROLINA'S RUN DEFENSE RANKINGS / 2012-17

Season	Yards/Game Allowed (NFL Rank)
2012	110.1 (14th)
2013	86.9 (2nd)
2014	112.0 (16th)
2015	88.4 (4th)
2016	91.6 (6th)
2017	88.1 (4th)
Total	96.2 (3rd)

Carolina has allowed just 96.2 rushing yards per game in the past six seasons, third in the NFL.

Washington's teaching has been recognized in the form of in-season and postseason honors for his pupils.

In 2013, defensive end Greg Hardy earned All-Pro and Pro Bowl honors while defensive tackles Star Lotulelei and Kawann Short earned PFWA All-Rookie honors. Defensive end Kony Ealy was a PFWA All-Rookie choice in 2014, and in 2015, Short earned All-Pro and Pro Bowl honors.

PANTHERS DEFENSIVE LINE POSTSEASON HONORS

2013

Greg Hardy: AP All-Pro 2nd Team; Pro Bowl; Sporting News All-Pro

Star Lotulelei: PFWA All-Rookie

Kawann Short: PFWA All-Rookie

2014

Kony Ealy: PFWA All-Rookie

2015

Kawann Short: AP All-Pro Second-Team; Pro Bowl

Since 2013, a Panthers defensive lineman has earned NFC Defensive Player of the Week honors five times. Hardy was recognized twice in 2013 (Week Three and Week Seventeen). Short and Lotulelei are the only defensive tackles in Panthers history to earn NFC Defensive Player of the Week honors as Short was recognized in Week Six of 2015 and Lotulelei received recognition in Week Eight of 2016. Peppers won Defensive Player of the Week honors in Week Four of 2017.

Short also has two NFC Defensive Player of the Month awards on his resume, earning the recognition in October and December of 2015. Short is the first player in franchise history to win multiple Player of the Month Awards in a single season and the first defensive tackle in the NFL to win multiple Player of the Month Awards in a single season.

PANTHERS DEFENSIVE LINE IN-SEASON AWARDS / 2013-17

NFC Defensive Players of the Week

2013

Greg Hardy: Week Three; Week Seventeen

2015

Kawann Short: Week Six

2016

Star Lotulelei: Week Eight

2017

Julius Peppers: Week Four

NFC Defensive Players of the Month

2015

Kawann Short: October; December



IRONMEN GOING STRONG

The Panthers have several players that maintain long streaks in terms of consecutive games played and consecutive starts.

Julius Peppers ranks fourth in the NFL in consecutive games played with 160.

CONSECUTIVE GAMES PLAYED, ALL POSITION PLAYERS (active)

Player	Consecutive Games Played
Jason Witten, Dal.	235
Philip Rivers, LAC	193
William Gay, Pit.	176
Julius Peppers, Car.	160

CONSECUTIVE GAMES PLAYED, DEFENSIVE ENDS (active)

Player	Consecutive Games Played
Julius Peppers, Car.	160
Cameron Jordan, N.O.	112

CONSECUTIVE GAMES PLAYED, DEFENSIVE TACKLES (active)

Player	Consecutive Games Played
Damon Harrison, NYG	81
Kawann Short, Car.	80

CONSECUTIVE GAMES PLAYED, TIGHT ENDS (active)

Player	Consecutive Games Played
Jason Witten, Dal.	235
Ed Dickson, Car.	82
Brent Celek, Phi.	82

CONSECUTIVE GAMES STARTED, DEFENSIVE TACKLES (active)

Player	Consecutive Games Started
Damon Harrison, NYG	80
Kawann Short, Car.	57
Star Lotulelei, Car.	46

CLOSE FINISHES

The Panthers finished 7-1 in games decided by seven or fewer points and 4-0 in games decided by three or fewer points in the regular season.

Seven wins by seven or fewer points were the second-most in the NFL in 2017 behind Pittsburgh's eight wins. It also marked the second-most single-touchdown margins in franchise history behind the 2003 season which featured 10 wins.

Below is a listing of the most wins by seven or fewer points in a season in franchise history. The Panthers had at least four wins by seven or fewer points in seven of the team's eight trips to the playoffs.

WINS BY 7 OR FEWER POINTS, FRANCHISE HISTORY

Season	Record
2003	10-2*
2017	7-1*
2015	6-1*
2008	5-1*
2013	5-2*
2014	4-2-1*
2005	4-3*
2006	4-4
2002	4-4
1995	4-4

*-went to playoffs

PRE-CHICAGO / POST-CHICAGO

In Week Seven, Carolina lost a 17-3 decision at Chicago (10/22/17) where the Bears scored their only two touchdowns on a fumble recovery and interception return for touchdowns. After that game, the Panthers performances significantly improved, particularly in the run game and in forcing turnovers.

<i>Weeks 1-7</i>	<i>Number</i>	<i>NFL Rank</i>	<i>Weeks 8-17</i>	<i>Number</i>	<i>NFL Rank</i>
Record	4-3	t-11th	Record	7-2	t-4th
Scoring	18.7	22nd	Scoring	25.8	9th
Rushing Avg.	97.3	t-21st	Rushing Avg.	157.9	1st
Sacks Allowed	22	t-25th	Sacks Allowed	13	t-4th
Giveaways	13	t-28th	Giveaways	9	t-7th
Takeaways	4	t-29th	Takeaways	17	t-6th
Interceptions	1	31st	Interceptions	9	t-10th
Points off TOs	17	25th	Points off TOs	59	4th





DUAL-THREAT QUARTERBACK

Quarterback Cam Newton had 28 total touchdowns (22 passing, six rushing) in 2017, pushing his career total to 212. The 212 touchdowns finished as the third-most total touchdowns in NFL history through a quarterback's first seven seasons.

With his 294 total yards against Green Bay (12/17/17), he passed Matt Ryan for the second-most total yards through a quarterback's first seven seasons. He finished second behind Peyton Manning.

MOST TOTAL TOUCHDOWNS / FIRST 7 SEASONS

Player	Total TD	Pass TD	Rush TD
Peyton Manning	225	216	9
Dan Marino	225	220	5
Cam Newton	212	158	54
Brett Favre	192	182	10

MOST COMBINED YARDS RUSH & PASS / FIRST 7 SEASONS

Player	Total Yards	Pass Yards	Rush Yards
Peyton Manning	30,062	29,442	620
Cam Newton	29,394	25,074	4,320
Matt Ryan	28,866	28,166	700
Dan Marino	27,835	27,853	-18
Matthew Stafford	26,620	25,976	644

Newton is the only player to lead a current NFL franchise in both career touchdown passes (158) and career rushing touchdowns (54). Newton is the first quarterback in NFL history with at least 50 rushing touchdowns in a career.



Newton has 37 career games with both a passing and rushing touchdown, the most in NFL history. His most recent game with a passing touchdown and rushing touchdown was against Philadelphia (10/12/17).

Newton is one of just three players in NFL history, along with Peyton Manning of the Indianapolis Colts (1998-2004) and Andy Dalton of the Cincinnati Bengals (2011-17), to have at least 3,000 passing yards in each of their first seven seasons.

Newton has now rushed for at least 700 yards in three NFL seasons and joins Michael Vick (three) as the only quarterbacks with three 700-yard rushing seasons in a career.

ALL-TIME RUNNING QUARTERBACK

Cam Newton has continued to move up the all-time ranks for total rushing yardage among all-time quarterbacks. Newton passed Steve Young against Tampa Bay and ranks third all-time in rush yards by a quarterback in NFL history.

Newton has more rushing yards than Michael Vick (3,954) through Vick's first seven seasons of his career.

RUSH YARDS BY A QB / NFL / ALL-TIME

Player	Yards	Years
Michael Vick	6,109	2001-06, 2009-15
Randall Cunningham	4,928	1985-01
Cam Newton	4,320	2011-pres
Steve Young	4,239	1985-99

RUNNING AND RUNNING AND RUNNING

In 2017, Cam Newton rushed for 754 yards on 139 attempts for a rushing average of 5.42 per carry. He set new career highs in rushing yards and rush attempts.

It marked the second time in his career that he led the team in rushing after posting a team-best 741 rushing yards in 2012.

Newton had two rushes over 60 yards in 2017: a 69-yarder against Miami (11/13) and a 62-yarder against Minnesota (12/10). He is the only quarterback in NFL history with two runs over 60 yards in the same season.

Newton tallied six rushing touchdowns, becoming the only player with at least five rushing touchdowns in all seven seasons since 2011, and the first player since Adrian Peterson (2007-13) with a seven-year streak of five rushing touchdowns each season.

Newton led all quarterbacks in terms of rushing yardage (754), longest rush (69), rushing attempts (139), rushing first downs (46) and tied for first in rushing touchdowns (6).

RUSH YARDS BY A QB / NFL / 2017

Player	Yards	Avg.	Long	1stD	TDs
Cam Newton, Car.	754	5.42	69	46	6
Russell Wilson, Sea.	586	6.17	31	35	3
Tyrod Taylor, Buff.	427	5.08	32	26	4
DeShone Kizer, Cle.	419	5.44	20	27	5

AFTER SEVEN SEASONS...

Among all NFL quarterbacks through their first seven seasons all-time, Cam Newton ranks...

- 1st in rushing yards (4,320)
- 8th in passing yards (25,074)
- 2nd in total yards, passing and rushing (29,394)
- 1st in rushing touchdowns (54)
- 3rd in total touchdowns (212)
- 3rd quarterback with 3,000 yards passing in all seven seasons



NEWTON IS PANTHERS ALL-TIME PASSER

After his seventh season, quarterback Cam Newton is the Panthers' all-time record holder in passing yards (25,074), passing touchdowns (158), pass attempts (3,420), pass completions (2,001), 300-yard passing games (16) and QB wins (62).

PANTHERS CAREER LEADERS, PASSING YARDS

Player	Yards	Att	Cmp	TD
Cam Newton, 2011-	25,074	3,420	2,001	158
Jake Delhomme, 2003-09	19,258	2,669	1,580	120
Steve Beuerlein, 1996-2000	12,690	1,723	1,041	86
Kerry Collins, 1995-98	8,306	1,340	694	47

NEWTON MOVES THE CHAINS

Quarterback Cam Newton has been successful moving the chains with his legs since entering the NFL in 2011, with 323 of his 828 rushes going for first downs. The 39.0 rushing first down percentage is the top mark in the NFL during that time (min. 400 attempts).

He led the NFL in rushing first down percentage in each of his first five seasons with a career-high mark of 43.7 percent in 2014.

In 2017, Newton ranked eighth in the NFL with a first-down rush percentage of 33.1 (min. 50 att).

NFL LEADERS / RUSHING 1ST DOWN PCT / 2011-17

Player	1st Pct.	1st	Att
Cam Newton, Car.	39.0	323	828
Russell Wilson, Sea.	32.5	188	578
Alex Smith, K.C.	28.0	112	400
Ezekiel Elliott, Dal.	25.9	146	564

NEWTON IN THE RED ZONE

Newton adds wrinkles to the Panthers running game at every point in the field, but he is especially effective in the red zone. Due to his size and running ability, Newton makes the Panthers offense difficult to defend in a short field.

Since 2011, Newton leads all players in rushing touchdowns in the red zone with 52.

RUSHING TOUCHDOWNS / RED ZONE / SINCE 2011

Player	Rushing TDs
Cam Newton, Car.	52
Marshawn Lynch, Oak.	49
DeMarco Murray, Ten.	44
LeSean McCoy, Buf.	40

NEWTON RUSHES INTO THE END ZONE



Cam Newton

Quarterback Cam Newton's 54 rushing touchdowns are the third-most among active players in the NFL since his rookie season in 2011.

Newton is the only player in the NFL with five or more rushing touchdowns in each of the last seven seasons (2011-17).

NFL LEADERS, RUSHING TOUCHDOWNS, 2011-17

Player	TDs
Marshawn Lynch, Oak.	58
LeSean McCoy, Buf.	55
Cam Newton, Car.	54
DeMarco Murray, Ten.	49
Adrian Peterson, Ariz.	47

The 54 rushing touchdowns are the most in Panthers history.

CAROLINA PANTHERS ALL-TIME RUSHING TOUCHDOWN LEADERS

Player	Rush TD
Cam Newton, 2011-present	54
Jonathan Stewart, 2008-present	51
DeAngelo Williams, 2006-14	46
Stephen Davis, 2003-05	20
Tshimanga Biakabutuka, 1996-2001	14

Newton scored a team-leading 14 rushing touchdowns in 2011, the most-ever by a quarterback in NFL history, surpassing the previous mark of 12 by Steve Grogan in 1976. Newton's 53 career rushing touchdowns are the most by a quarterback since the NFL-AFL merger in 1970.

NFL QUARTERBACKS LEADERS SINCE 1970, RUSHING TD

Player	TDs
Cam Newton, 2011-present	54
Steve Young, 1985-99	43
Kordell Stewart, 1995-2005	38



**NEWTON'S GAME-WINNING DRIVES**

Quarterback Cam Newton has led 15 career game-winning drives (defined as a drive that puts the team ahead for good in the fourth quarter or overtime).

Newton's three game-winning drives in 2017 were the third-most in a season in his career and tied for seventh-most in the NFL in 2017.

CAM NEWTON, GAME-WINNING DRIVES**vs. Jacksonville (9/25/11)**

Directed the Panthers 55 yards on five plays in 2:24...Completed all three pass attempts for 47 yards and scrambled once for 7 yards, capped by a 16-yard touchdown pass to tight end Greg Olsen.

at Philadelphia (11/26/12)

Guided the Panthers 40 yards on seven plays in 3:36 to set up a 23-yard field goal by Graham Gano...Completed two-of-three passes for 31 yards and picked up 7 yards rushing on two carries.

at San Francisco (11/10/13)

Led the Panthers 9 yards on seven plays in 3:30 to set up a 53-yard field goal by Graham Gano.

vs. New England (11/18/13)

Directed the Panthers 83 yards on 13 plays in 5:33...Completed five-of-eight pass attempts for 57 yards and rushed once for 15 yards, capped by a 25-yard touchdown pass to wide receiver Ted Ginn, Jr.

at Miami (11/24/13)

Led the Panthers 80 yards on 12 plays in 3:30...Completed five-of-seven passes for 34 yards and rushed three times for 16 yards...Converted key fourth down attempt from Carolina's 20-yard line with pass to Steve Smith...Capped drive with 1-yard touchdown pass to tight end Greg Olsen.

vs. New Orleans (12/22/13)

Directed the Panthers 65 yards on five plays in 32 seconds...Completed three-of-five passes (including a spike) for 65 yards, including a 14-yard touchdown pass to wide receiver Domenik Hixon.

vs. Chicago (10/5/14)

After a fumble by Chicago, directed the Panthers 23 yards on six plays in 2:00...Completed two-of-three passes for 17 yards, including a 6-yard touchdown pass to tight end Greg Olsen.

vs. Cleveland (12/28/14)

Led the Panthers 66 yards on seven plays in 2:52...Completed three-of-four passes for 44 yards and rushed twice for 19 yards, capped by a 9-yard touchdown pass to running back Jonathan Stewart.

at Seattle (10/18/15)

Led the Panthers 80 yards on eight plays in 1:48...Completed six-of-seven passes (including a spike) for 89 yards, capped by a 26-yard touchdown pass to tight end Greg Olsen.

vs. Indianapolis (11/3/15)

Led the Panthers 5 yards on four plays in 1:40 to set up a 52-yard field goal by Graham Gano in overtime.

at New Orleans (12/6/15)

Led the Panthers 75 yards on 11 plays in 4:16...Completed 5-of-8 passes for 63 yards...Added three rushes for 7 yards...Capped the drive with a 15-yard touchdown pass to Jerricho Cotchery.

at New York Giants (12/20/15)

Led the Panthers 49 yards on eight plays in 1:46 to set up a 43-yard field goal from Graham Gano as time expired...Completed 3-of-5 passes (including a spike) for 37 yards...Added two rushes for 12 yards.

at New England (10/1/17)

Led the Panthers 46 yards on 10 plays to set up a 48-yard field goal from Graham Gano as time expired to break a tie...Completed 1-of-3 passes for five yards, converting a third down...Rushed for 11 yards on three carries.

vs. Minnesota (12/10/17)

Led the Panthers 75 yards on five plays to set up a one-yard touchdown run from Jonathan Stewart to break a tie with 1:50 remaining...Keyed the drive with a 62-yard run to the Vikings eight-yard line.

vs. Tampa Bay (12/24/17)

Led the Panthers 59 yards on 10 plays, capped by a three-yard touchdown run by Newton...Completed 4-of-7 passes for 52 yards, while also running for five yards including the go-ahead touchdown with 39 seconds remaining.



STEWART PASSES 7,000 ON THE GROUND

With 68 yards in Week Four at New England (10/1/17), running back Jonathan Stewart became the Panthers all-time leading rusher, surpassing the previous record of 6,846 yards by DeAngelo Williams from 2006-14. Stewart topped 7,000 with a 110-yard game against Miami on Monday Night Football. He now has 7,318 rushing yards in his career, which ranks eighth in the NFL since he began his career in 2008.

Stewart is the only currently active player who is the all-time leading rusher for his current team.

CAROLINA PANTHERS ALL-TIME RUSHING LEADERS

Player	Yards
Jonathan Stewart, 2008-present	7,318
DeAngelo Williams, 2006-14	6,846
Cam Newton, 2011-present	4,320
DeShaun Foster, 2003-07	3,336

Stewart finished the season with 680 rush yards, his eighth 600-yard rushing season. Only three players have more 600-yard rushing seasons since 2008.

600-YARD RUSHING SEASONS / NFL / 2008-17

Player	Seasons
Frank Gore, Ind.	10
LeSean McCoy, Buf.	9
Matt Forte, NYJ	9
Jonathan Stewart, Car.	8



STEWART SECOND ALL-TIME IN PANTHERS TDS

Running back Jonathan Stewart had three rushing touchdowns against Minnesota (12/10/17). He now has 58 total touchdowns for his career.

Stewart is second all-time in total touchdowns behind Steve Smith (75), and second all-time in rushing touchdowns behind Cam Newton (53).

Stewart and Newton are the only pair of teammates with at least 50 career rushing touchdowns on the same active roster currently in the NFL. The last time that happened was the 2012 49ers with Brandon Jacobs and Frank Gore.

MOST TOTAL TOUCHDOWNS / PANTHERS HISTORY

Team	Total	Rush	Rec	Ret
	TD	TD	TD	TD
Steve Smith Sr., 2001-13	75	2	67	6
Jonathan Stewart, 2008-	58	51	7	0
Cam Newton, 2011-	54	54	0	0
DeAngelo Williams, 2006-14	53	46	7	0
M. Muhammad, 1996-2009	50	0	50	0



CENTURY MARK FOR STEWART

Running back Jonathan Stewart topped the 100-yard mark for the first time this season with a 110-yard game against Miami (11/13/17). He then had 103 yards against Minnesota (12/10/17). His 16 100-yard rushing games are the second-most in team history behind DeAngelo Williams' 18 from 2006-14.

PANTHERS CAREER LEADERS, 100-YARD RUSHING GAMES

Player	100-Yard	
	Games	Seasons
DeAngelo Williams	18	2006-14
Jonathan Stewart	16	2008-
Three players	7	



McCAFFREY RUNS

RUN CMC

Running back Christian McCaffrey finished his rookie season with 435 rushing yards on 117 carries. He averaged 3.7 yards on the ground with two rushing touchdowns.

McCaffrey set a franchise record for most scrimmage yards by a Panthers rookie. He accumulated 1,086 yards from scrimmage, 78 more yards than Kelvin Benjamin's 1,008 scrimmage yards in 2014.

Adding in his work on special teams and as a receiver, McCaffrey held his own in all-purpose yards this season. He finished fifth in the NFL in all-purpose yards among rookies with 1,306.

NFL LEADERS / ALL-PURPOSE YARDS / ROOKIES

Player	Yards
Alvin Kamara, N.O.	1,901
Kareem Hunt, K.C.	1,782
Tarik Cohen, Chi.	1,578
Leonard Fournette, Jac.	1,342
Christian McCaffrey, Car.	1,306

Among all-time Carolina Panthers rookies, McCaffrey finished third in all-purpose yards, finishing 131 yards by DeAngelo Williams.

PANTHERS LEADERS / ALL-PURPOSE YARDS / ROOKIE SEASON

Player	Yards	Year
Steve Smith	1,994	2001
DeAngelo Williams	1,437	2006
Christian McCaffrey	1,306	2017
Jonathan Stewart	1,232	2008



McCAFFREY CATCHES

Christian McCaffrey finished as the franchise record-holder for most receptions (80), receiving yards (651) and receiving touchdowns (5) by a running back in a single season. He also set the franchise record for most receptions by a rookie, scrimmage yards by a rookie (1,086), yards after catch by a rookie (593) and first downs by a rookie (57).

His 101-yard receiving game in Week 3 against New Orleans (9/24/17) tied the single-game franchise mark for most receiving yards by a running back, while his 10 receptions against Philadelphia (10/12/17) were the most by a running back or rookie in franchise history.

McCaffrey finished second in receptions by a rookie running back and second in receiving yards by a rookie running back in the NFL this season. His 80 receptions rank fourth all-time by rookie running backs while he became the first rookie running back in NFL history with 80 receptions and five receiving touchdowns in a season.

RECEPTIONS / RUNNING BACKS / ROOKIES

Player	Receptions
Alvin Kamara, N.O.	81
Christian McCaffrey, Car.	80
Kareem Hunt, K.C.	53
Tarik Cohen, Chi.	53

RECEIVING YARDS / RUNNING BACKS / ROOKIES

Player	Yards
Alvin Kamara, N.O.	826
Christian McCaffrey, Car.	651
Kareem Hunt, K.C.	455
Tarik Cohen, Chi.	353

McCaffrey finished third in receiving yards by rookie Panthers, regardless of position.

RECEIVING YARDS / CAROLINA, SINGLE SEASON / ROOKIES

Player	Year	Receiving Yards
Kelvin Benjamin	2014	1008
Keary Colbert	2004	754
Christian McCaffrey	2017	651



OLSEN AMONG ALL-TIME TE LEADERS

With 635 receptions, 7,519 receiving yards and 53 touchdown receptions in his career, tight end Greg Olsen ranks in the top 10 all-time among NFL tight ends in receptions and receiving yards and is tied for 10th in receiving touchdowns.

Olsen ranks seventh all-time among tight ends in receiving yards and sixth all-time among tight ends in receptions.

ALL-TIME NFL RECEIVING YARDS LEADERS, TIGHT ENDS

Player	Rec.	Yds	TD
Tony Gonzalez, 1997-2013	1,325	15,127	111
Jason Witten, 2003-	1,152	12,448	68
Antonio Gates, 2003-	927	11,508	114
Shannon Sharpe, 1990-2003	815	10,060	62
Ozzie Newsome, 1978-90	662	7,980	47
Jackie Smith, 1963-78	480	7,918	40
Greg Olsen, 2007-present	639	7,556	53

Olsen is tied for 10th among NFL tight ends with 53 career touchdowns. Former Panther Wesley Walls ranks ninth with 54 career touchdowns.

FUNCHESS HAVING FUN

Wide receiver Devin Funchess had a career season as he set new career highs in receptions (63), receiving yards (840) and receiving touchdowns (8).

He tallied a 100-yard receiving game at the New York Jets (11/26), tying a career high with seven receptions for 108 receiving yards.

In the eight games after the Panthers traded Kelvin Benjamin, Funchess totaled 483 receiving yards and five touchdowns on 30 receptions.

Funchess' career-best game was a 120-yard effort against Tampa Bay in his rookie season (1/3/16).



OLSEN CLIMBING PANTHERS RANKS

Greg Olsen joined the Panthers in 2011 after a trade with the Chicago Bears in exchange for a third-round draft choice. Since then, Olsen has totaled 441 receptions for 5,538 yards and 33 touchdowns, putting him among the team's all-time leaders.

Olsen is the Panthers all-time receiving yards leader among tight ends and the Panthers all-time receptions leader among tight ends. He holds the team's tight end record with nine 100-yard receiving games. He is second among Panthers tight ends in career touchdowns (33) behind Wesley Walls (44).

PANTHERS CAREER REC. YARDS LEADERS

Player	Yds	Rec	TD	Seasons
Steve Smith, WR	12,197	836	67	2001-13
M. Muhammad, WR	9,255	696	50	1996-2009
Greg Olsen, TE	5,575	445	33	2011-
Wesley Walls, TE	3,902	324	44	1996-2002
Mark Carrier, WR	2,547	176	13	1995-98



Olsen ranks third all-time in franchise history with 12 100-yard receiving games in a Panthers uniform, including the playoffs. Since he joined the Panthers in 2011, his 12 100-yard games tie for third among all NFL tight ends.

PANTHERS CAREER 100-YARD RECEIVING GAMES

Player	Games	Single-Game High
Steve Smith, WR	46	218
M. Muhammad, WR	29	192
Greg Olsen, TE	12	181

**KUECHLY LEADS ALL TACKLERS**

Since entering the NFL in 2012, press box crews have credited linebacker Luke Kuechly with 818 tackles, the most in the NFL.

NFL TACKLE LEADERS, 2012-17 (Press Box Stats)

Player	Tot	Sol	Ast
Luke Kuechly, Car.	818	516	302
Bobby Wagner, Sea.	776	465	303
Lavonte David, T.B.	764	547	217
Paul Posluszny, Jac.	696	517	179

He led the NFL in tackles in 2012 and 2014. In 2012, he became the first rookie since San Francisco's Patrick Willis in 2007 to lead the NFL in tackles.

Kuechly has the most tackles over any six-year stretch in the NFL since London Fletcher had 827 between 2008-13.

After film review, Panthers' coaches have credited Kuechly with 930 career tackles, the third-most in team history.

In 2017, Kuechly had a team-high 134 tackles despite missing one game. He is the only player in franchise history with more than 100 tackles in each of his first six seasons as a Panther.

Kuechly has racked up his tackle totals by owning three of the top five single-season tackle totals in team history, including a team-record 205 stops as a rookie in 2012. Kuechly has led the team in tackles in five of his first six seasons (2012-17).

PANTHERS SINGLE-SEASON LEADERS, TACKLES (Coaches Film Review)

Player	Tackles	Seasons
Luke Kuechly	205	2012
Luke Kuechly	176	2013
James Anderson	174	2011
Jon Beason	169	2009
Luke Kuechly	166	2014

**KUECHLY LEADS LBs IN INTS**

In 2017, Luke Kuechly grabbed three interceptions leading all Panthers and tying for first in the NFL in picks among linebackers.

Kuechly added two opponent fumble recoveries for five total takeaways, tying for the most among linebackers in the NFL this season.

Since entering the League in 2012, Luke Kuechly has tallied 15 interceptions, the most among NFL linebackers during that time.

Teammate Thomas Davis ranks behind only Kuechly during that time with 10.

NFL LEADERS, LINEBACKERS, INTERCEPTIONS, 2012-17

Team	INTs
Luke Kuechly, Car.	15
Thomas Davis, Car.	10
Lavonte David, T.B.	10
Paul Posluszny, Jac.	9
Karlos Dansby, Ari.	9
Craig Robertson, N.O.	9



Since 2012, Kuechly also leads NFL linebackers in total takeaways (22), tallying 15 interceptions and seven opponent fumble recoveries. That number ties for seventh among all players over that span and ties for fourth all-time in franchise history.

Davis ranks fourth with 16 total takeaways (10 interceptions, six opponent fumble recoveries).

NFL LEADERS, LINEBACKERS, TOTAL TAKEAWAYS, 2012-17

Team	INTs
Luke Kuechly, Car.	22
Lavonte David, T.B.	21
Craig Robertson, N.O.	18
Thomas Davis, Car.	16
C.J. Mosley, Balt.	14



DAVIS IS PANTHERS ALL-TIME TACKLES LEADER

Thomas Davis finished with 88 tackles (coaches film) in 2017, ranking second on the team.

In 2016, Davis led the Panthers with 132 tackles (coaches film), ranking first on the team for the first time in his career.

Davis is the Panthers all-time leading tackler with 1,174 tackles, averaging 123.5 tackles over his previous six seasons.

PANTHERS CAREER LEADERS, TACKLES (coaches film)

Player	Tackles	Seasons
Thomas Davis	1,174	2005-
Mike Minter	953	1997-2006
Luke Kuechly	930	2012-
Jon Beason	701	2007-13
Chris Gamble	558	2004-12



Davis will enter his 14th season with 164 career games played, ranking fourth in franchise history and first among linebackers.

He has 998 career tackles according to press box stats. That number ranks fifth among all active players on NFL rosters at the end of the 2017 season.

NFL ACTIVE CAREER LEADERS, TACKLES (press box stats)

Player	Tackles	GP
Karlos Dansby, Ari.	1,412	212
Paul Posluszny, Jac.	1,212	145
Derrick Johnson, K.C.	1,146	182
Lawrence Timmons, Mia.	1,036	172
Thomas Davis, Car.	998	164

PEPPERS MAKES HISTORY

Julius Peppers currently ranks fourth all-time in NFL history with 154.5 career sacks. He is Carolina's all-time leader in sacks with 92.0 of his career sacks coming as a Panther.

Peppers has at least seven sacks in 15 of his 16 NFL seasons. He currently has a team-leading 11 sacks which ranks eighth in the NFL.

He has the most sacks of any active NFL player, and he is the only player in NFL history with 150 sacks and 10 or more interceptions.

Peppers recently recovered two fumbles to bring his career total to 20 opponent fumble recoveries. That is the most among active players.

Three of the top four sack artists in NFL history played for the Panthers at some point.

NFL CAREER SACK LEADERS

Player	Sacks	Seasons
Bruce Smith	200.0	1985-2003
Reggie White	198.0	1985-2000
Kevin Greene	160.0	1986-99
Julius Peppers	154.5	2002-present



Three of the top four sack artists in NFL history played for the Panthers at one point in their career.

KNOCK IT LOOSE

Julius Peppers is Carolina's all-time leader in forced fumbles (31), and has two this season. In his career, he has 49 forced fumbles, good for second in the NFL since 2000.

The top three Panthers all-time in forced fumbles were on Carolina's 2017 roster.

PANTHERS CAREER LEADERS, FORCED FUMBLES

Player	FF	Seasons
Julius Peppers	31	2002-09; 2017
Charles Johnson	20	2007-17
Thomas Davis	16	2005-17
Mike Minter	16	1997-2006
Mike Rucker	14	1999-2007



SUPER CONSISTENT SUPER MARIO

Defensive end Mario Addison set new career bests in 2017, finishing tied for the team lead in sacks with 11, tying for 11th overall in the NFL.

Addison had sacks in nine of his last 10 games of the season and in 12 games overall.

Addison was credited with 50 tackles (coaches review), with a team-best 44 QB pressures. He also had two forced fumbles.



Addison has recorded 19.0 sacks over his last 23 games, dating back to a 2016 game at the Los Angeles Rams (11/6/16). He is tied for third in the NFL in sacks over that span.

NFL SACK LEADERS / SINCE NOV. 6, 2016

Player	Sacks
Chandler Jones, Ariz.	23.0
Calais Campbell, Jac.	20.5
Mario Addison, Car.	19.0
Joey Bosa, LA-C	19.0
Cameron Wake, Mia.	19.0

SHORT STANDS TALL AMONG SACK LEADERS

Defensive tackle Kawann Short led all Panthers defensive linemen with 53 tackles in 2017, accumulating 7.5 sacks. He also registered 29 QB pressures, second on the team, and had two forced fumbles and one fumble recovery.

Short tied for second in the NFL in forced fumbles among defensive tackles this season, and he was third among defensive tackles in sacks.



Since the start of 2015, Short has 24.5 sacks, third in the NFL by a defensive tackle over the past three seasons.

NFL DEFENSIVE TACKLE SACK LEADERS / 2015-17

Team	Sacks
Aaron Donald, L.A.-R	30.0
Geno Atkins, Cin.	29.0
Kawann Short, Car.	24.5
Gerald McCoy, T.B.	21.5

WES IS MORE

Defensive end Wes Horton led the Panthers with three forced fumbles in 2017, ranking fifth among defensive ends in the NFL.

Dating back to Week 15 of the 2016 season, Horton has made five forced fumbles, tying for second among all players in the NFL over that span.

FORCED FUMBLES / NFL / SINCE DEC. 19, 2016

Player	Forced Fumbles
Yannick Ngakoue, Jac.	6
Wes Horton, Car.	5
Aaron Donald, LA-R	5
Bruce Irvin, Oak.	5
Lavonte David, T.B.	5



MAKING PICKS

In the last seven games of the season, the Panthers recorded six interceptions. More importantly, the Panthers got production from their cornerbacks. Daryl Worley and James Bradberry had four total interceptions in the last four games after going the first 12 games without an interception.

Since 2015, Carolina's secondary has helped the Panthers record 51 interceptions, second-most in the NFL.

NFL TEAM LEADERS, INTERCEPTIONS, 2015-17

Team	INTs
Kansas City	56
Carolina	51
Philadelphia	50
Cincinnati	49



Safety Kurt Coleman has grabbed 11 interceptions in his three seasons with the Panthers, tied for the fourth-most in the NFL over that span.

NFL INDIVIDUAL LEADERS, INTERCEPTIONS, 2015-2017

Player	INTs
Marcus Peters, K.C.	19
Reggie Nelson, Oak.	14
Darius Slay, Det.	12
Kurt Coleman, Car.	11



Safety Mike Adams joined the Panthers as a free agent before the 2017 season and had two interceptions this past year to go with two fumble recoveries, one forced fumble and 75 total tackles.

Adams has 14 interceptions over the last four seasons, tied with Coleman for fifth-most in the NFL in that span.

More impressively, Adams has recorded 21 total takeaways since 2014, ranking third among all NFL defenders over that stretch.

NFL INDIVIDUAL LEADERS, TOTAL TAKEAWAYS, 2014-2017

Player	INTs	FRs	Total Takeaways
Marcus Peters, K.C.	19	5	24
Reggie Nelson, Oak.	18	4	22
Mike Adams, Car.	14	7	21
Casey Hayward, LA-C	14	4	18



Second-year cornerback James Bradberry had a strong sophomore campaign. He was rated third in the NFL by Pro Football Focus for opponent catch rate (25.0%) against him in the red zone.

He had 85 tackles according to press box statistics, ranking first in the NFL among cornerbacks. Bradberry also had two interceptions, 10 pass deflections, one sack and two forced fumbles.

TACKLES (press box) / CORNERBACKS / NFL

Player	Tackles
James Bradberry, Car.	85
T.J. Carrie, Oak.	84
Darqueze Dennard, Cin.	83



GANO MOVES UP PANTHERS SCORING LIST

Kicker Graham Gano had 121 points in 2017, his fifth consecutive season with at least 100 points scored. He converted 29-of-30 field goal attempts with his only miss coming from 55 yards.

Gano has 670 points in his Panthers career (2012-present), the second-most in franchise history. John Kasay (1,482 from 1995-2010) is the franchise's all-time leader.

CAROLINA PANTHERS CAREER LEADERS, POINTS SCORED

Player	Points	Seasons
John Kasay, K	1,482	1995-2010
Graham Gano, K	670	2012-17
Steve Smith, WR	454	2001-13
DeAngelo Williams, RB	322	2006-14
Jonathan Stewart, RB	312	2008-17

Since 2012, Gano's 670 points rank eighth in the NFL.



TEAM RECORD IN FG PERCENTAGE

Earning his first trip to the Pro Bowl, Graham Gano led the NFL in field goal accuracy (min. 10 attempts), hitting on 29-of-30 tries for 96.7 percent. His only miss came from 55 yards away.

Gano set the Panthers single-season record for field goal percentage. The previous record was 92.9 (26-of-28) set by Joe Nedney in 2000.

FG PERCENTAGE LEADERS / NFL (min. 10 attempts)

Player	FG-FGA	Pct.
Graham Gano, Car.	29-30	96.7
Robbie Gould, S.F.	39-41	95.1
Greg Zuerlein, LA-R	38-40	95.0
Josh Lambo, Jac.	19-20	95.0

GANO SETS FRANCHISE TOUCHBACK RECORD

In addition to his field goal abilities, kicker Graham Gano has been important in the field position game. Since the start of 2013, Gano is tied for first in the NFL with a 76.3 touchback percentage (min. 100 kickoffs).

TOUCHBACK PERCENTAGE / NFL / 2013-17

Player	TB%	KO	TB
Graham Gano, Car.	76.3	430	326
Jason Myers, Jac.	76.2	195	141
Bradley Pinion, S.F.	73.1	167	122

Gano started the 2017 season with 15 consecutive kickoffs resulting in touchbacks, the longest such streak in the NFL since the merger in 1970. 70 of Gano's 83 kickoffs this season resulted in touchbacks. The 84.8 percent mark led the league and broke his own franchise record of 79.7, set in 2013.

TOUCHBACK PERCENTAGE / NFL / 2017

Player	TB%	KO	TB
Graham Gano, Car.	84.8	83	70
Bradley Pinion, S.F.	81.0	79	64
Harrison Butker, K.C.	78.2	78	61

Gano's percentage ranked third in the NFL for a single season dating back to 2000. Pat McAfee sported a mark 90.5 (67-77) in 2015.

Gano also broke his own franchise record of 69 touchbacks, set in 2015, with his 70 touchbacks this season.

PALARDY SETS PUNTING RECORD

Punter Michael Palardy put together a fantastic season after winning a training camp punting competition with incumbent veteran Andy Lee.

Palardy finished the season with a franchise record for net punting average at 42.4, a mark that ranked sixth in the league.

In the 2017 season opener at San Francisco (9/10/17), Palardy posted a then-career-best 48.7 net average on three punts, the second-best net punting average in a Panthers season opener since Jason Baker (51.0) at St. Louis (9/9/07).

At Tampa Bay (10/29/17), he had four punts over 50 yards and a career-best four punts inside the 20-yard line, including three inside the 10. He followed that up with three more inside the 20 and two inside the 10 against Atlanta.

Palardy uncorked a career-long 63-yard punt at the New York Jets (11/27/17).

Over weeks 8-12, he led the NFL in net average and was fifth in punts inside the 20.



BUILDING THROUGH THE DRAFT

The Carolina Panthers have maintained a philosophy of building through the NFL Draft. The Panthers still have six of the last seven consecutive first-round draft picks on the team's roster.

Dating back to 2002 with Julius Peppers, the Panthers have nine of the last 14 first-round picks on the current roster (the Panthers did not have first-round selections in 2009 and 2010).

PANTHERS FIRST-ROUND DRAFT PICKS ON ROSTER

Player	No. Overall	Year	Pro Bowls
Julius Peppers	2	2002	9
Thomas Davis	14	2005	2
Jonathan Stewart	13	2008	1
Cam Newton	1	2011	3
Luke Kuechly	9	2012	5
Star Lotulelei	14	2013	-
Shaq Thompson	25	2015	-
Vernon Butler	30	2016	-
Christian McCaffrey	8	2017	-

CAROLINA ON MY MIND

The Carolina Panthers active roster and coaching staff has a distinctive local feel. Four coaches and three players either hail from North Carolina or South Carolina or played collegiately in the Carolinas.

Coaches with ties to the Carolinas (4)

Coach	Position
Jerricho Cotchery	Assistant Wide Receivers
Joe Kenn	Strength and Conditioning
Cameron Turner	Assistant Quarterbacks
Steve Wilks	Defensive Coordinator

Hometown/College

North Carolina State
 Wake Forest University
 The Citadel
 Charlotte, N.C. / Appalachian State

Players with ties to the Carolinas (3)

Player	Position	Hometown/College
Brenton Bersin	Wide Receiver	Charlotte, N.C./Wofford College
Captain Munnerlyn	Cornerback	University of South Carolina
Julius Peppers	Defensive End	Bailey, N.C. / North Carolina



ROSTER RUNDOWN

Here's a look at Carolina's 53-man roster at the end of 2017 season.

Rookies and first-year players	7
Players with three years or less NFL experience	24
Players age 30 or older	12
Players drafted by Carolina	23
Average age	27.0

Other roster notables

Original Draftees	23-Armah, Artis-Payne, Bradberry, Butler, Davis, Funchess, Johnson, R. Kalil, Kuechly, Lotulelei, Mayo, McCaffrey, Moton, Munnerlyn, Newton, Peppers, Short, Silatolu, Stewart, Thompson, Turner, Williams, Worley.
Oldest Player on roster	Julius Peppers - 37 years old (1/18/80)
Youngest Player on roster	Christian McCaffrey - 21 years old (6/7/96)
Most experience	16 seasons, Julius Peppers
Tallest player(s) on roster	Two players: Matt Kalil, Julius Peppers - 6'7"
Shortest player(s) on roster	Captain Munnerlyn - 5'9"
The college that is represented the most:	Southern California: Four players
Players not from FBS schools	5-Alex Armah (West Georgia), Mike Adams (Delaware), Brenton Bersin (Wofford), James Bradberry (Samford), Greg Van Roten (Penn).



CAROLINA PANTHERS 2017 TRANSACTIONS



2-Jan	TE	Eric Wallace	Reserve/Future signing	13-Jun	S	Brian Blechen	Waived
2-Jan	T	Tyrus Thompson	Reserve/Future signing	13-Jun	WR	Cameron Posey	Free agent signing
2-Jan	T	Pearce Slater	Reserve/Future signing	20-Jul	T	Michael Oher	Released/failed physical
2-Jan	TE	Scott Simonson	Reserve/Future signing	21-Jul	G	Trai Turner	Extension signing
2-Jan	RB	Jalen Simmons	Reserve/Future signing	24-Jul	WR	Trevor Graham	Free agent signing
2-Jan	CB	Tyler Patmon	Reserve/Future signing	25-Jul	WR	Charles Johnson	Waived/injured (knee)
2-Jan	WR	Keyarris Garrett	Reserve/Future signing	25-Jul	DE	Ryan Delaire	Waived/failed physical
2-Jan	DT	Eric Crume	Reserve/Future signing	25-Jul	C	Greg Van Roten	Free agent signing
2-Jan	T	Blaine Clausell	Reserve/Future signing	26-Jul	WR	Charles Johnson	Placed on injured/reserve (knee)
3-Jan	FB	Darrel Young	Reserve/Future signing	28-Jul	DT	Drew Iddings	Free agent signing
3-Jan	T	Jake Rodgers	Reserve/Future signing	29-Jul	TE	Wyatt Houston	Waived
3-Jan	S	Brian Blechen	Reserve/Future signing	30-Jul	S	Damian Parms	Free agent signing
4-Jan	CB	Jeff Richardson	Reserve/Future signing	2-Aug	WR	Cameron Posey	Waived
5-Jan	S	L.J. McCray	Reserve/Future signing	2-Aug	CB	Devonte Johnson	Free agent signing
12-Jan	S	Dezmen Southward	Reserve/Future signing	3-Aug	S	Travell Dixon	Waived/injured (ankle)
18-Jan	WR	Mose Frazier	Reserve/Future signing	3-Aug	TE	Bryce Williams	Free agent signing
8-Feb	LB	Ben Jacobs	Extension signing	4-Aug	S	Travell Dixon	Placed on injured/reserve (ankle)
17-Feb	G	Amini Silatolu	Free agent signing	8-Aug	S	Dean Marlowe	Waived/injured (hamstring)
21-Feb	FB	Mike Tolbert	Released	8-Aug	DE	Arthur Miley	Claimed off waivers (MIA)
21-Feb	DT	Paul Soliai	Released	9-Aug	S	Dean Marlowe	Placed on injured/reserve (hamstring)
27-Feb	DT	Kawann Short	Designated franchise player	10-Aug	S	Travell Dixon	Waived/injury settlement
27-Feb	DE	Mario Addison	Extension signing	12-Aug	T	Tyrus Thompson	Waived
27-Feb	DE	Wes Horton	Extension signing	12-Aug	C	Brian Folkerts	Free agent signing
7-Mar	WR	Brenton Bersin	Extension signing	13-Aug	DT	Drew Iddings	Waived/injured (shoulder)
7-Mar	S	Colin Jones	Extension signing	13-Aug	DT	Connor Wujciak	Free agent signing
8-Mar	DE	Charles Johnson	Extension signing	14-Aug	DT	Drew Iddings	Placed on injured/reserve (shoulder)
8-Mar	RB	Fozzy Whittaker	Extension signing	15-Aug	S	Dean Marlowe	Waived/injury settlement
10-Mar	S	Mike Adams	Unrestricted free agent signing (IND)	1-Sep	T	Dan France	Placed on injured/reserve
11-Mar	WR	Charles Johnson	Unrestricted free agent signing (MIN)	1-Sep	WR	Fred Ross	Placed on injured/reserve
11-Mar	T	Matt Kalil	Unrestricted free agent signing (MIN)	1-Sep	TE	Scott Simonson	Placed on injured/reserve
11-Mar	CB	Captain Munnerlyn	Unrestricted free agent signing (MIN)	1-Sep	CB	Teddy Williams	Placed on injured/reserve
11-Mar	DE	Julius Peppers	Unrestricted free agent signing (GB)	1-Sep	G	David Yankey	Placed on injured/reserve
11-Mar	WR	Russell Shepard	Unrestricted free agent signing (TB)	1-Sep	CB	Zack Sanchez	Waived/injured (groin)
11-Mar	DE	Kony Ealy	Traded along with a 2017 third-round draft choice (No. 72) to New England in exchange for a 2017 second-round draft choice (No. 64)	1-Sep	C	Brian Folkerts	Waived
				1-Sep	CB	Devonte Johnson	Waived
				1-Sep	DT	Gabriel Mass	Waived
				1-Sep	DE	Arthur Miley	Waived
				1-Sep	DE	Efe Obada	Waived
				1-Sep	DT	Connor Wujciak	Waived
				1-Sep	TE	Bryce Williams	Waived
				1-Sep	WR	Trevor Graham	Released
				2-Sep	WR	Brenton Bersin	Placed on injured/reserve
				2-Sep	C	Gino Gradkowski	Placed on injured/reserve
				2-Sep	S	L.J. McCray	Placed on injured/reserve
				2-Sep	G	Chris Scott	Placed on injured/reserve
				2-Sep	LB	Zeek Bigger	Waived
				2-Sep	LB	Ben Boulware	Waived
				2-Sep	T	Blaine Clausell	Waived
				2-Sep	DE	Bryan Cox Jr.	Waived
				2-Sep	DT	Eric Crume	Waived
				2-Sep	WR	Austin Duke	Waived
				2-Sep	WR	Mose Frazier	Waived
				2-Sep	WR	Keyarris Garrett	Waived
				2-Sep	QB	Garrett Gilbert	Waived
				2-Sep	DT	Toby Johnson	Waived
				2-Sep	DE	Zach Moore	Waived
				2-Sep	S	Damian Parms	Waived
				2-Sep	CB	Jeff Richards	Waived
				2-Sep	RB	Jalen Simmons	Waived
				2-Sep	S	Dezmen Southward	Waived
				2-Sep	TE	Eric Wallace	Waived
				2-Sep	DE	Larry Webster	Waived
				2-Sep	P	Andy Lee	Released
				2-Sep	QB	Joe Webb	Released
				2-Sep	FB	Darrel Young	Released
				3-Sep	WR	Kaelin Clay	Traded along with a 2019 seventh-round draft choice to Buffalo in exchange for CB Kevon Seymour
				3-Sep	CB	Kevon Seymour	Acquired in a trade with Buffalo in exchange for WR Kaelin Clay and a 2019 seventh-round draft choice
				3-Sep	CB	Zack Sanchez	Placed on injured reserve (groin)
				3-Sep	CB	Corn Elder	Placed on injured reserve (knee)
				3-Sep	FB	Alex Armah	Waived
13-Mar	G	Chris Scott	Unrestricted free agent re-signing				
15-Mar	DT	Kyle Love	Unrestricted free agent re-signing				
20-Mar	CB	Teddy Williams	Unrestricted free agent re-signing				
24-Mar	RB	Jonathan Stewart	Extension signing				
24-Mar	QB	Garrett Gilbert	Free agent signing				
10-Apr	WR	Kaelin Clay	Free agent signing				
17-Apr	DT	Kawann Short	Extension signing				
27-Apr	RB	Christian McCaffrey	Drafted (1)				
28-Apr	WR	Curtis Samuel	Drafted (2a)				
28-Apr	T	Taylor Moton	Drafted (2b)				
28-Apr	DE	Daeshon Hall	Drafted (3)				
29-Apr	CB	Corn Elder	Drafted (5)				
29-Apr	FB	Alex Armah	Drafted (6)				
29-Apr	K	Harrison Butker	Drafted (7)				
1-May	CB	Tyler Patmon	Waived				
2-May	CB	Lou Young	Waived				
2-May	T	Jake Rodgers	Waived				
2-May	T	Jordan Rigsbee	Waived				
2-May	FB	Devon Johnson	Waived				
2-May	S	Tre Boston	Waived				
3-May	DE	Zach Moore	Claimed off waivers (SF)				
5-May	LB	Ben Boulware	Undrafted rookie free agent signing				
5-May	DE	Bryan Cox Jr.	Undrafted rookie free agent signing				
5-May	WR	Austin Duke	Undrafted rookie free agent signing				
5-May	CB	Cole Luke	Undrafted rookie free agent signing				
5-May	WR	Fred Ross	Undrafted rookie free agent signing				
8-May	LB	Alex Bazzie	Free agent signing				
8-May	LB	Kyle Kragen	Free agent signing				
8-May	DT	Gabriel Mass	Free agent signing				
16-May	T	Pearce Slater	Waived				
16-May	TE	Desean Smith	Free agent signing				
18-May	DT	Toby Johnson	Claimed off waivers (MIN)				
30-May	DE	Efe Obada	Free agent signing				
30-May	LB	Alex Bazzie	Waived				
30-May	LB	Zeek Bigger	Free agent signing				
31-May	TE	Desean Smith	Waived/injury settlement				
31-May	TE	Wyatt Houston	Free agent signing				



CAROLINA PANTHERS 2017 TRANSACTIONS (CONT.)

3-Sep	S	Demetrious Cox	Claimed off waivers (CIN)	10-Oct	DL	Mike Purcell	Practice squad signing
3-Sep	QB	Brad Kaaya	Claimed off waivers (DET)	14-Oct	DL	Mike Purcell	Terminated from practice squad
3-Sep	T	Blaine Clausell	Practice squad signing	16-Oct	S	Dezmen Southward	Waived
3-Sep	DE	Bryan Cox	Practice squad signing	16-Oct	QB	Garrett Gilbert	Signed to active roster from practice squad
3-Sep	DT	Eric Crume	Practice squad signing	17-Oct	QB	Brad Kaaya	Waived
3-Sep	WR	Mose Frazier	Practice squad signing	17-Oct	LB	Andrew Gachkar	Free agent signing
3-Sep	WR	Keyarris Garrett	Practice squad signing	17-Oct	RB	Jalen Simmons	Practice squad signing
3-Sep	QB	Garrett Gilbert	Practice squad signing	17-Oct	CB	Zack Sanchez	Practice squad signing
3-Sep	DE	Zach Moore	Practice squad signing	17-Oct	S	Dezmen Southward	Practice squad signing
3-Sep	DE	Efe Obada	Practice squad signing	17-Oct	LB	Zeek Bigger	Released from practice squad
3-Sep	S	Damian Parms	Practice squad signing	24-Oct	S	Demetrious Cox	Placed on injured reserve (ankle)
3-Sep	S	Dezmen Southward	Practice squad signing	24-Oct	WR	Kaelin Clay	Claimed off waivers from Buffalo
4-Sep	FB	Alex Armah	Practice squad signing	25-Oct	WR	Austin Duke	Released from practice squad
7-Sep	CB	Zack Sanchez	Waived/injury settlement	25-Oct	K	Roberto Aguayo	Practice squad signing
8-Sep	C	Gino Gradkowski	Released/injury settlement	31-Oct	TE	Bucky Hodges	Released from practice squad
11-Sep	WR	Brenton Bersin	Released/injury settlement	31-Oct	TE	Evan Baylis	Practice squad signing
11-Sep	G	Chris Scott	Released/injury settlement	31-Oct	WR	Kelvin Benjamin	Traded to Buffalo
11-Sep	S	L.J. McCray	Waived/injury settlement	1-Nov	WR	Brenton Bersin	Free agent signing
13-Sep	CB	LaDarius Gunter	Claimed off waivers (GB)	20-Nov	TE	Greg Olsen	Returned to practice/Designated to return
13-Sep	K	Harrison Butker	Waived	20-Nov	WR	Damiere Byrd	Returned to practice/Designated to return
14-Sep	CB	Cole Luke	Placed on injured/reserve (ankle)	24-Nov	WR	Curtis Samuel	Placed on injured reserve (ankle)
14-Sep	T	John Theus	Claimed off waivers (SF)	24-Nov	TE	Greg Olsen	Activated from injured reserve to active roster
14-Sep	K	Harrison Butker	Practice squad signing	1-Dec	DE	Charles Johnson	Suspended
14-Sep	DT	Eric Crume	Terminated from practice squad	1-Dec	WR	Damiere Byrd	Activated from injured reserve
15-Sep	WR	Keyarris Garrett	Terminated from practice squad	2-Dec	DE	Zach Moore	Signed from practice squad
15-Sep	TE	Bucky Hodges	Practice squad signing	2-Dec	T	John Theus	Injured reserve
19-Sep	TE	Greg Olsen	Placed on injured/reserve (foot)	5-Dec	LB	Richie Brown	Signed to practice squad
19-Sep	FB	Alex Armah	Signed to active roster from practice squad	5-Dec	LB	Jared Norris	Injured reserve
19-Sep	WR	Keyarris Garrett	Practice squad signing	5-Dec	LB	Spencer Paysinger	Free agent signing
21-Sep	WR	Keyarris Garrett	Placed on practice squad/injured	12-Dec	RB	Jalen Simmons	Released from practice squad
21-Sep	WR	Austin Duke	Practice squad signing	12-Dec	K	Roberto Aguayo	Released from practice squad
26-Sep	WR	Jamaal Jones	Practice squad signing	12-Dec	WR	Rasheed Bailey	Signed to practice squad
27-Sep	WR	Keyarris Garrett	Terminated from practice squad/injured with injury settlement	12-Dec	TE	Kent Taylor	Signed to practice squad
				18-Dec	LB	Thomas Davis	Suspended one game for violation of safety playing rules
30-Sep	LB	Jeremy Cash	Placed on injured reserve (calf)	22-Dec	WR	Mose Frazier	Signed from practice squad to active roster
30-Sep	DE	Bryan Cox Jr.	Signed to active roster from practice squad	26-Dec	WR	Damiere Byrd	Placed on injured reserve (leg)
3-Oct	WR	Damiere Byrd	Placed on injured reserve (arm)	26-Dec	LB	Thomas Davis	Returned to active roster from suspension
3-Oct	S	Jairus Byrd	Free agent signing	27-Dec	WR	Austin Duke	Signed to practice squad
3-Oct	LB	Jeremy Cash	Waived/injury settlement	29-Dec	LB	Spencer Paysinger	Waived
3-Oct	LB	Zeek Bigger	Practice squad signing	29-Dec	DE	Charles Johnson	Returned to active roster from suspension
6-Oct	DE	Daeshon Hall	Placed on injured reserve (knee)				
6-Oct	S	Dezmen Southward	Signed to active roster from practice squad				



CAROLINA PANTHERS 2017 UNOFFICIAL DEPTH CHART

OFFENSE

WR	17 Devin Funchess	11 Brenton Bersin	14 Mose Frazier
LT	75 Matt Kalil	65 Amini Silatolu	
LG	68 Andrew Norwell	73 Greg Van Roten	
C	67 Ryan Kalil	69 Tyler Larsen	73 Greg Van Roten
RG	70 Trai Turner	73 Greg Van Roten	
RT	60 Daryl Williams	<u>72 Taylor Moton</u>	
TE	88 Greg Olsen	84 Ed Dickson	82 Chris Manhertz
WR	19 Russell Shepard	12 Kaelin Clay	
QB	1 Cam Newton	3 Derek Anderson	4 Garrett Gilbert
FB	<u>40 Alex Armah</u>		
RB	28 Jonathan Stewart	<u>22 Christian McCaffrey</u>	43 Fozzy Whittaker 34 Cameron Artis-Payne

DEFENSE

DE	90 Julius Peppers	95 Charles Johnson	<u>91 Bryan Cox Jr.</u>
DT	98 Star Lotulelei	93 Kyle Love	
DT	99 Kawann Short	92 Vernon Butler	
DE	97 Mario Addison	96 Wes Horton	77 Zach Moore
SLB	54 Shaq Thompson	53 Ben Jacobs	
MLB	59 Luke Kuechly	55 David Mayo	
WLB	58 Thomas Davis	57 Andrew Gachkar	
LCB	24 James Bradberry	41 Captain Munnerlyn	23 LaDarius Gunter
RCB	26 Daryl Worley	27 Kevon Seymour	
SS	27 Mike Adams	42 Colin Jones	
FS	20 Kurt Coleman	31 Jairus Byrd	

SPECIAL TEAMS

PK	9 Graham Gano	
P	5 Michael Palardy	
KO	9 Graham Gano	
H	5 Michael Palardy	
PR	12 Kaelin Clay	<u>22 Christian McCaffrey</u>
KOR	43 Fozzy Whittaker	<u>22 Christian McCaffrey</u>
LS	44 J.J. Jansen	

ROOKIES Underlined

PANTHERS COACHING STAFF

Ron Rivera (head coach); Mike Shula (offensive coordinator); Steve Wilks (defensive coordinator); Thomas McGaughey (special teams coordinator); Chase Blackburn (assistant special teams); Ray Brown (offensive line); Jericho Cotchery (assistant wide receivers); Ken Dorsey (quarterbacks); Curtis Fuller (defensive backs); Pete Hoener (tight ends); Al Holcomb (linebackers); Jeff Imamura (assistant defensive backs/nickels); Joe Kenn (strength and conditioning); John Matsko (running game coordinator); Sam Mills III (assistant defensive line); Richard Rodgers (assistant defensive backs/safeties); Jim Skipper (running backs); Lance Taylor (wide receivers); Cameron Turner (assistant quarterbacks); Eric Washington (defensive line).

PANTHERS PRONUNCIATION

JAIRUS Byrd.....	jair-iss	KEVON Seymour.....	KEY-von
Devin FUNCHESS.....	FUN-chess	KAWANN Short.....	KAY-won
Andrew GACHKAR.....	GATCH-car	Amini SILATOLU.....	sill-uh-TOE-lou
Graham GANO.....	guh-KNOW	TRAI Turner.....	Trey
Luke KUECHLY.....	KEEK-lee	Greg Van ROTEN.....	ROAT-en
Star LOTULELEI.....	lo-TOO-leh-lay		

CAROLINA PANTHERS ALPHABETICAL ROSTER

No	Name	Pos	Ht	Wt	DOB	Age	Exp	College	Hometown	How Acq	GP/GS/DNP/IA
29	Adams, Mike	S	5-11	205	03/24/81	36	14	Delaware	Wayne, N.J.	UFA '17 (IND)	16/16/0/0
97	Addison, Mario	DE	6-3	260	09/06/87	30	7	Troy	Tarrant, Ala.	FA '12	16/16/0/0
3	Anderson, Derek	QB	6-6	235	06/15/83	34	13	Oregon State	Scappoose, Ore	FA '11	3/0/13/0
40	Armah, Alex	FB	6-2	255	05/17/94	23	R	West Georgia	Lawrenceville, Ga.	D6 '17	9/0/0/5
34	Artis-Payne, Cameron	RB	5-10	215	06/23/90	27	3	Auburn	Harrisburg, Pa.	D5b '15	13/0/0/3
11	Bersin, Brenton	WR	6-3	210	05/09/90	27	4	Wofford College	Charlotte, N.C.	FA '17	8/1/0/0
24	Bradberry, James	CB	6-1	212	08/04/93	24	2	Samford	Pleasant Grove, Ala.	D2 '16	16/16/0/0
92	Butler, Vernon	DT	6-4	330	06/14/94	23	2	Louisiana Tech	Summit, Miss.	D1 '16	13/0/0/2
31	Byrd, Jairus	S	5-10	205	10/07/86	31	9	Oregon	Clayton, Mo.	FA '17	12/0/0/0
12	Clay, Kaelin	WR	5-10	195	01/03/92	25	3	Utah	Long Beach, Calif.	FA '17	9/2/0/0
20	Coleman, Kurt	S	5-11	208	04/01/88	29	8	Ohio State	Clayton, Ohio	UFA '15 (KC)	12/12/0/4
91	Cox Jr., Bryan	DE	6-3	270	06/25/94	23	R	Florida	Ft. Lauderdale, Fla.	FA '17	7/0/0/6
58	Davis, Thomas	LB	6-1	235	03/22/83	34	13	Georgia	Shellman, Ga.	D1 '05	15/15/0/0
84	Dickson, Ed	TE	6-4	255	07/25/87	30	8	Oregon	Bellflower, Calif.	UFA '14 (BAL)	16/12/0/0
14	Frazier, Mose	WR	5-11	190	08/30/93	24	1	Memphis	Memphis, Tenn.	FA '17	1/0/0/1
17	Funchess, Devin	WR	6-4	225	05/21/94	23	3	Michigan	Farmington, Mich.	D2 '15	16/16/0/0
57	Gachkar, Andrew	LB	6-2	240	11/04/88	29	7	Missouri	Overland Park, Kan.	FA '17	6/0/0/4
9	Gano, Graham	K	6-2	202	04/09/87	30	8	Florida State	Cantonment, Fla.	FA '12	16/0/0/0
4	Gilbert, Garrett	QB	6-4	230	07/01/91	26	1	Southern Methodist	Austin, Texas	FA '16	0/0/0/10
23	Gunter, LaDarius	CB	6-2	200	05/13/92	25	3	Miami (Fla.)	Montgomery, Ala.	WV '17 (GB)	4/0/0/11
96	Horton, Wes	DE	6-5	265	12/17/89	28	5	Southern California	Sherman Oaks, Calif.	FA '16	16/0/0/0
53	Jacobs, Ben	LB	6-4	240	04/17/88	29	4	Fresno State	Las Vegas, Nev.	FA '16	16/0/0/0
44	Jansen, J.J.	LS	6-2	235	01/20/86	31	10	Notre Dame	Phoenix, Ariz.	TR '09 (GB)	16/0/0/0
95	Johnson, Charles	DE	6-2	278	07/10/86	31	11	Georgia	Hawkinsville, Ga.	D3 '07	12/11/0/0
42	Jones, Colin	S	6-0	205	10/27/87	30	7	TCU	Bridgeport, Texas	TR '12 (SF)	16/7/0/0
75	Kalil, Matt	T	6-7	315	07/06/89	28	6	Southern California	Corona, Calif.	UFA '17 (MIN)	16/16/0/0
67	Kalil, Ryan	C	6-2	300	03/29/85	32	11	Southern California	Corona, Calif.	D2b '07	6/6/2/8
59	Kuechly, Luke	LB	6-3	238	04/20/91	26	6	Boston College	Cincinnati, Ohio	D1 '12	15/15/0/1
69	Larsen, Tyler	C	6-4	325	07/08/91	26	2	Utah State	Sandy, Utah	FA '16	14/10/0/2
98	Lotulelei, Star	DT	6-2	315	12/20/89	28	5	Utah	South Jordan, Utah	D1 '13	16/16/0/0
93	Love, Kyle	DT	6-1	310	11/18/86	31	6	Mississippi State	College Park, Ga.	FA '16	16/0/0/0
82	Manhertz, Chris	TE	6-6	255	04/10/92	25	2	Canisius	New York, N.Y.	WV '16 (NO)	16/4/0/0
55	Mayo, David	LB	6-2	245	08/08/93	24	3	Texas State	Scappoose, Ore	D5a '15	16/11/0/0
22	McCaffrey, Christian	RB	5-11	205	06/07/96	21	R	Stanford	Highlands Ranch, Colo.	D1 '17	16/10/0/0
77	Moore, Zach	DE	6-6	275	09/05/90	27	2	Concordia-St. Paul	Chicago, Ill.	WV '17 (SF)	0/0/0/5
72	Moton, Taylor	T	6-5	325	02/18/94	23	R	Western Michigan	Okemos, Mich.	D2b '17	16/0/0/0
41	Munnerlyn, Captain	CB	5-9	195	04/10/88	29	9	South Carolina	Mobile, Ala.	UFA '17 (MIN)	14/0/0/2
1	Newton, Cam	QB	6-5	245	05/11/89	28	7	Auburn	College Park, Ga.	D1 '11	16/16/0/0
68	Norwell, Andrew	G	6-6	325	10/25/91	26	4	Ohio State	Cincinnati, Ohio	FA '14	16/16/0/0
88	Olsen, Greg	TE	6-5	255	03/11/85	32	11	Miami (Fla.)	Wayne, N.J.	TR '11 (CHI)	7/7/0/1
5	Palardy, Michael	P	5-11	200	07/06/92	25	2	Tennessee	Fort Lauderdale, Fla.	FA '16	16/0/0/0
90	Peppers, Julius	DE	6-7	295	01/18/80	37	16	North Carolina	Bailey, N.C.	UFA '17 (GB)	16/5/0/0
27	Seymour, Kevon	CB	6-0	185	11/30/93	24	2	Southern California	Pasadena, Calif.	TR '17 (BUF)	16/2/0/0
19	Shepard, Russell	WR	6-1	195	09/17/90	27	5	Louisiana State	Houston, Texas	UFA '17 (TB)	15/2/0/1
99	Short, Kawann	DT	6-3	315	02/02/89	28	5	Purdue	East Chicago, Ind.	D2 '13	16/16/0/0
65	Silatolu, Amini	T	6-4	305	09/16/88	29	5	Midwestern State	Tracy, Calif.	FA '17	14/3/0/2
28	Stewart, Jonathan	RB	5-10	240	03/21/87	30	10	Oregon	Lacey, Wash.	D1a '08	15/10/0/1
54	Thompson, Shaq	LB	6-0	230	04/21/94	23	3	Washington	Sacramento, Calif.	D1 '15	14/14/0/2
70	Turner, Trai	G	6-3	315	06/14/93	24	4	Louisiana State	New Orleans, La.	D3 '14	13/13/0/3
73	Van Roten, Greg	G	6-3	305	02/26/90	27	3	Pennsylvania	Mineola, N.Y.	FA '17	11/0/1/4
43	Whittaker, Fozzy	RB	5-10	205	02/02/89	28	5	Texas	Pearland, Texas	FA '14	12/0/0/4
60	Williams, Daryl	T	6-6	330	08/31/92	25	3	Oklahoma	Lake Dallas, Texas	D4 '15	16/16/0/0
26	Worley, Daryl	CB	6-1	205	02/22/95	22	2	West Virginia	Philadelphia, Pa.	D3 '16	15/14/0/1
Practice Squad (11)											
16	Bailey, Rasheed	WR	6-1	210	7/29/93	24	1	Delaware Valley	Philadelphia, Pa.	FA '17	0/0/0/0
85	Baylis, Evan	TE	6-6	245	11/18/93	24	R	Oregon	Centennial, Colo.	FA '17	0/0/0/0
49	Brown, Richie	LB	6-1	235	4/15/94	23	R	Mississippi State	Long Beach, Miss.	FA '17	0/0/0/0
76	Clausell, Blaine	T	6-6	330	01/31/92	25	1	Mississippi State	Mobile, Ala.	FA '16	0/0/0/0
8	Duke, Austin	WR	5-9	170	08/03/93	24	R	Charlotte	Charlotte, N.C.	FA '17	0/0/0/0
15	Jones, Jamaal	WR	6-1	190	01/31/93	24	1	Montana	Graham, Wash.	FA '17	0/0/0/0
71	Obada, Efe	DE	6-6	265	04/13/92	25	1	none	London, England	FA '17	0/0/0/0
25	Parms, Damian	S	6-2	210	10/28/92	25	1	Florida Atlantic	Miami, Fla.	FA '17	0/0/0/0
33	Sanchez, Zack	CB	5-11	185	10/11/93	24	2	Oklahoma	Fort Worth, Texas	FA '17	0/0/0/0
37	Southward, Dezmen	S	6-2	208	10/01/91	26	3	Wisconsin	Fort Lauderdale, Fla.	FA '16	1/0/0/1
86	Taylor, Kent	TE	6-6	240	11/29/93	24	R	Texas-El Paso	Tampa, Fla.	FA '17	0/0/0/0
Reserve / Injured (15)											
18	Byrd, Damiere	WR	5-9	180	01/27/93	24	2	South Carolina	Erial, N.J.	FA '15	8/3/0/0
36	Cox, Demetrious	S	6-0	200	04/20/94	23	R	Michigan State	Jeannette, Pa.	WV '17 (CIN)	4/0/0/3
35	Elder, Corn	CB	5-10	185	10/09/94	23	R	Miami	Nashville, Tenn.	D5 '17	0/0/0/0
78	France, Dan	T	6-6	315	04/01/91	26	1	Michigan State	North Royalton, Ohio	FA '16	0/0/0/0
94	Hall, Daeshon	DE	6-5	265	06/14/95	22	R	Texas A&M	Lancaster, Texas	D3 '17	1/0/0/3
79	Iddings, Drew	DT	6-6	265	03/16/93	24	1	South Dakota	Rapid City, S.D.	FA '17	0/0/0/0
12	Johnson, Charles	WR	6-2	215	02/27/89	28	4	Grand Valley State	Erlanger, Ky.	UFA '17 (MIN)	0/0/0/0
32	Luke, Cole	CB	5-11	200	06/30/95	22	R	Notre Dame	Chandler, Ariz.	FA '17	0/0/0/1
52	Norris, Jared	LB	6-1	238	07/19/93	24	2	Utah	Bakersfield, Calif.	FA '16	11/0/0/1
2	Ross, Fred	WR	6-2	210	05/19/95	22	R	Mississippi State	Tyler, Texas	FA '17	0/0/0/0
10	Samuel, Curtis	WR	5-11	195	08/11/96	21	R	Ohio State	Brooklyn, N.Y.	D2a '17	9/4/0/1
80	Simonson, Scott	TE	6-5	255	04/13/92	25	3	Assumption College	Middletown, N.J.	FA '15	0/0/0/0
74	Theus, John	T	6-6	310	01/19/94	23	2	Georgia	Jacksonville, Fla.	WV '17 (SF)	0/0/0/10
21	Williams, Teddy	CB	6-1	210	07/03/88	29	6	Texas-San Antonio	Tyler, Texas	FA '15	0/0/0/0
61	Yankey, David	G	6-6	315	01/18/92	25	3	Stanford	Roswell, Ga.	FA '16	0/0/0/0

CAROLINA PANTHERS NUMERICAL ROSTER

No	Name	Pos	Ht	Wt	DOB	Age	Exp	College	Hometown	How Acq	GP/GS/DNP/IA
1	Cam Newton	QB	6-5	245	05/11/89	28	7	Auburn	College Park, Ga.	D1 '11	16/16/0/0
2	Derek Anderson	QB	6-6	235	06/15/83	34	13	Oregon State	Scappoose, Ore.	FA '11	3/0/13/0
4	Garrett Gilbert	QB	6-4	230	07/01/91	26	1	Southern Methodist	Austin, Texas	FA '16	0/0/0/10
5	Michael Palardy	P	5-11	200	07/06/92	25	2	Tennessee	Fort Lauderdale, Fla.	FA '16	16/0/0/0
9	Graham Gano	K	6-2	202	04/09/87	30	8	Florida State	Canterment, Fla.	FA '12	16/0/0/0
11	Brenton Bersin	WR	6-3	210	05/09/90	27	4	Wofford College	Charlotte, N.C.	FA '17	8/1/0/0
12	Kaelin Clay	WR	5-10	195	01/03/92	25	3	Utah	Long Beach, Calif.	FA '17	9/2/0/0
14	Mose Frazier	WR	5-11	190	08/30/93	24	1	Memphis	Memphis, Tenn.	FA '17	1/0/0/1
17	Devin Funchess	WR	6-4	225	05/21/94	23	3	Michigan	Farmington, Mich.	D2 '15	16/16/0/0
19	Russell Shepard	WR	6-1	195	09/17/90	27	5	Louisiana State	Houston, Texas	UFA '17 (TB)	15/3/0/1
20	Kurt Coleman	S	5-11	208	04/01/88	29	8	Ohio State	Clayton, Ohio	UFA '15 (KC)	12/12/0/4
22	Christian McCaffrey	RB	5-11	205	06/07/96	21	R	Stanford	Highlands Ranch, Colo.	D1 '17	16/10/0/0
23	LaDarius Gunter	CB	6-2	200	05/13/92	25	3	Miami (Fla.)	Montgomery, Ala.	WV '17 (GB)	4/0/0/11
24	James Bradberry	CB	6-1	212	08/04/93	24	2	Samford	Pleasant Grove, Ala.	D2 '16	16/16/0/0
26	Daryl Worley	CB	6-1	205	02/22/95	22	2	West Virginia	Philadelphia, Pa.	D3 '16	15/14/0/1
27	Kevon Seymour	CB	6-0	185	11/30/93	24	2	Southern California	Pasadena, Calif.	TR '17 (BUF)	16/2/0/0
28	Jonathan Stewart	RB	5-10	240	03/21/87	30	10	Oregon	Lacey, Wash.	D1a '08	15/10/0/1
29	Mike Adams	S	5-11	205	03/24/81	36	14	Delaware	Wayne, N.J.	UFA '17 (IND)	16/16/0/0
31	Jairus Byrd	S	5-10	205	10/07/86	31	9	Oregon	Clayton, Mo.	FA '17	12/0/0/0
34	Cameron Artis-Payne	RB	5-10	215	06/23/90	27	3	Auburn	Harrisburg, Pa.	D5b '15	13/0/0/3
40	Alex Armah	FB	6-2	255	05/17/94	22	R	West Georgia	Lawrenceville, Ga.	D6 '17	9/0/0/5
41	Captain Munnerlyn	CB	5-9	195	04/10/88	29	9	South Carolina	Mobile, Ala.	UFA '17 (MIN)	14/0/0/2
42	Colin Jones	S	6-0	205	10/27/87	30	7	TCU	Bridgeport, Texas	TR '12 (SF)	16/7/0/0
43	Fozzy Whittaker	RB	5-10	205	02/02/89	28	5	Texas	Pearland, Texas	FA '14	12/0/0/4
44	J.J. Jansen	LS	6-2	235	01/20/86	31	10	Notre Dame	Phoenix, Ariz.	TR '09 (GB)	16/0/0/0
53	Ben Jacobs	LB	6-4	240	04/17/88	29	4	Fresno State	Las Vegas, Nev.	FA '16	16/0/0/0
54	Shaq Thompson	LB	6-0	230	04/21/94	23	3	Washington	Sacramento, Calif.	D1 '15	14/14/0/2
55	David Mayo	LB	6-2	245	08/08/93	24	3	Texas State	Scappoose, Ore.	D5a '15	16/1/0/0
57	Andrew Gachkar	LB	6-2	240	11/04/88	29	7	Missouri	Overland Park, Kan.	FA '17	6/0/0/4
58	Thomas Davis	LB	6-1	235	03/22/83	34	13	Georgia	Shellman, Ga.	D1 '05	15/15/0/0
59	Luke Kuechly	LB	6-3	238	04/20/91	26	6	Boston College	Cincinnati, Ohio	D1 '12	15/15/0/1
60	Daryl Williams	T	6-6	330	08/31/92	25	3	Oklahoma	Lake Dallas, Texas	D4 '15	16/16/0/0
65	Amini Silatolu	T	6-4	305	09/16/88	29	5	Midwestern State	Tracy, Calif.	FA '17	14/3/0/2
67	Ryan Kalil	C	6-2	300	03/29/85	32	11	Southern California	Corona, Calif.	D2b '07	6/6/2/8
68	Andrew Norwell	G	6-6	325	10/25/91	26	4	Ohio State	Cincinnati, Ohio	FA '14	16/16/0/0
69	Tyler Larsen	C	6-4	325	07/08/91	26	2	Utah State	Sandy, Utah	FA '16	14/10/0/2
70	Trai Turner	G	6-3	315	06/14/93	24	4	Louisiana State	New Orleans, La.	D3 '14	13/13/0/3
72	Taylor Moton	T	6-5	325	03/18/94	23	R	Western Michigan	Okemos, Mich.	D2b '17	16/0/0/0
73	Greg Van Roten	G	6-3	305	02/26/90	27	3	Pennsylvania	Mineola, N.Y.	FA '17	11/0/1/4
75	Matt Kalil	T	6-7	315	07/06/89	28	6	Southern California	Corona, Calif.	UFA '17 (MIN)	16/16/0/0
77	Zach Moore	DE	6-6	275	09/05/90	27	2	Concordia-St. Paul	Chicago, Ill.	WV '17 (SF)	0/0/0/5
82	Chris Manhertz	TE	6-6	255	04/10/92	25	2	Canisius	New York, N.Y.	WV '16 (NO)	16/4/0/0
84	Ed Dickson	TE	6-4	255	07/25/87	30	8	Oregon	Bellflower, Calif.	UFA '14 (BAL)	16/12/0/0
88	Greg Olsen	TE	6-5	255	03/11/85	32	11	Miami (Fla.)	Wayne, N.J.	TR '11 (CHI)	7/7/0/1
90	Julius Peppers	DE	6-7	295	01/18/80	37	16	North Carolina	Bailey, N.C.	FA '17 (GB)	16/5/0/0
91	Bryan Cox Jr.	DE	6-3	270	06/25/94	23	R	Florida	Ft. Lauderdale, Fla.	FA '17	7/0/0/6
92	Vernon Butler	DT	6-4	330	06/14/94	23	2	Louisiana Tech	Summit, Miss.	D1 '16	14/0/0/2
93	Kyle Love	DT	6-1	310	11/18/86	31	6	Mississippi State	College Park, Ga.	FA '16	16/0/0/0
95	Charles Johnson	DE	6-2	278	07/10/86	31	11	Georgia	Hawkinsville, Ga.	D3 '07	12/11/0/0
96	Wes Horton	DE	6-5	265	12/17/89	28	5	Southern California	Sherman Oaks, Calif.	FA '16	16/0/0/0
97	Mario Addison	DE	6-3	260	09/06/87	30	7	Troy	Tarrant, Ala.	FA '12	16/16/0/0
98	Star Lotulelei	DT	6-2	315	12/20/89	28	5	Utah	South Jordan, Utah	D1 '13	16/16/0/0
99	Kawann Short	DT	6-3	315	02/02/89	28	5	Purdue	East Chicago, Ind.	D2 '13	16/16/0/0
Practice Squad (11)											
8	Austin Duke	WR	5-9	170	08/03/93	24	R	Charlotte	Charlotte, N.C.	FA '17	0/0/0/0
15	Jamaal Jones	WR	6-1	190	01/31/93	24	1	Montana	Graham, Wash.	FA '17	0/0/0/0
16	Rasheed Bailey	WR	6-1	210	7/29/93	24	1	Delaware Valley	Philadelphia, Pa.	FA '17	0/0/0/0
25	Damian Parms	S	6-2	210	10/28/92	25	1	Florida Atlantic	Miami, Fla.	FA '17	0/0/0/0
33	Zack Sanchez	CB	5-11	185	10/11/93	24	2	Oklahoma	Fort Worth, Texas	FA '17	0/0/0/0
37	Dezmen Southward	S	6-2	208	10/01/91	26	3	Wisconsin	Fort Lauderdale, Fla.	FA '16	1/0/0/1
49	Richie Brown	LB	6-1	235	4/15/94	23	R	Mississippi State	Long Beach, Miss.	FA '17	0/0/0/0
71	Efe Obada	DE	6-6	265	04/13/92	25	1	None	London, England	FA '17	0/0/0/0
76	Blaine Clausell	T	6-6	330	01/31/92	25	1	Mississippi State	Mobile, Ala.	FA '16	0/0/0/0
85	Evan Baylis	TE	6-6	245	11/18/93	24	R	Oregon	Centennial, Colo.	FA '17	0/0/0/0
86	Kent Taylor	TE	6-6	240	11/29/93	24	R	Texas-El Paso	Tampa, Fla.	FA '17	0/0/0/0
Reserve / Injured (15)											
2	Fred Ross	WR	6-2	210	05/19/95	22	R	Mississippi State	Tyler, Texas	FA '17	0/0/0/0
10	Curtis Samuel	WR	5-11	195	08/11/96	21	R	Ohio State	Brooklyn, N.Y.	D2a '17	9/4/0/1
12	Charles Johnson	WR	6-2	215	02/27/89	28	4	Grand Valley State	Erlanger, Ky.	UFA '17 (MIN)	0/0/0/0
18	Damiere Byrd	WR	5-9	180	01/27/93	24	2	South Carolina	Erial, N.J.	FA '15	8/3/0/0
21	Teddy Williams	CB	6-1	210	07/03/88	29	6	Texas-San Antonio	Tyler, Texas	FA '15	0/0/0/0
32	Cole Luke	CB	5-11	200	06/30/95	22	R	Notre Dame	Chandler, Ariz.	FA '17	0/0/0/1
35	Corn Elder	CB	5-10	185	10/09/94	22	R	Miami	Nashville, Tenn.	D5 '17	0/0/0/0
36	Demetrius Cox	S	6-0	200	04/20/94	23	R	Michigan State	Jeannette, Pa.	WV '17 (CIN)	4/0/0/3
52	Jared Norris	LB	6-1	238	07/19/93	24	2	Utah	Bakersfield, Calif.	FA '16	11/0/0/1
61	David Yankey	G	6-6	315	01/18/92	25	3	Stanford	Roswell, Ga.	FA '16	0/0/0/0
74	John Theus	T	6-6	310	01/19/94	23	2	Georgia	Jacksonville, Fla.	WV '17 (SF)	0/0/0/10
78	Dan France	T	6-6	315	04/01/91	26	1	Michigan State	North Royalton, Ohio	FA '16	0/0/0/0
79	Drew Iddings	DT	6-6	265	03/16/93	24	1	South Dakota	Rapid City, S.D.	FA '17	0/0/0/0
80	Scott Simonson	TE	6-5	255	04/13/92	25	3	Assumption College	Middletown, N.J.	FA '15	0/0/0/0
94	Daeshon Hall	DE	6-5	265	06/14/95	22	R	Texas A&M	Lancaster, Texas	D3 '17	1/0/0/3

CAROLINA PANTHERS BY EXPERIENCE

No	Name	Pos	Ht	Wt	DOB	Age	Exp	College	Hometown	How Acq	GP/GS/DNP/IA
16th Year (1)											
90	Peppers, Julius	DE	6-7	295	01/18/80	37	16	North Carolina	Bailey, N.C.	UFA '17 (GB)	16/5/0/0
13th Year (2)											
3	Anderson, Derek	QB	6-6	235	06/15/83	34	13	Oregon State	Scappoose, Ore	FA '11	3/0/13/0
58	Davis, Thomas	LB	6-1	235	03/22/83	34	13	Georgia	Shellman, Ga.	D1 '05	15/15/0/0
11th Year (3)											
95	Johnson, Charles	DE	6-2	278	07/10/86	31	11	Georgia	Hawkinsville, Ga.	D3 '07	12/11/0/0
67	Kalil, Ryan	C	6-2	300	03/29/85	32	11	Southern California	Corona, Calif.	D2b '07	6/6/2/8
88	Olsen, Greg	TE	6-5	255	03/11/85	32	11	Miami (Fla.)	Wayne, N.J.	TR '11 (CHI)	7/7/0/1
10th Year (2)											
44	Jansen, J.J.	LS	6-2	235	01/20/86	31	10	Notre Dame	Phoenix, Ariz.	TR '09 (GB)	16/0/0/0
28	Stewart, Jonathan	RB	5-10	240	03/21/87	30	10	Oregon	Lacey, Wash.	D1a '08	15/10/0/1
9th Year (2)											
31	Byrd, Jairus	S	5-10	205	10/07/86	31	9	Oregon	Clayton, Mo.	FA '17	12/0/0/0
41	Munnerlyn, Captain	CB	5-9	195	04/10/88	29	9	South Carolina	Mobile, Ala.	UFA '17 (MIN)	14/0/0/2
8th Year (3)											
20	Coleman, Kurt	S	5-11	208	04/01/88	29	8	Ohio State	Clayton, Ohio	UFA '15 (KC)	12/12/0/4
84	Dickson, Ed	TE	6-4	255	07/25/87	30	8	Oregon	Bellflower, Calif.	UFA '14 (BAL)	16/12/0/0
9	Gano, Graham	K	6-2	202	04/09/87	30	8	Florida State	Cantonment, Fla.	FA '12	16/0/0/0
7th Year (4)											
97	Addison, Mario	DE	6-3	260	09/06/87	30	7	Troy	Tarrant, Ala.	FA '12	16/16/0/0
57	Gachkar, Andrew	LB	6-2	240	11/04/88	29	7	Missouri	Overland Park, Kan.	FA '17	6/0/0/4
42	Jones, Colin	S	6-0	205	10/27/87	30	7	TCU	Bridgeport, Texas	TR '12 (SF)	16/7/0/0
1	Newton, Cam	QB	6-5	245	05/11/89	28	7	Auburn	College Park, Ga.	D1 '11	16/16/0/0
6th Year (3)											
66	Kalil, Matt	T	6-7	315	07/06/89	28	6	Southern California	Corona, Calif.	UFA '17 (MIN)	16/16/0/0
59	Kuechly, Luke	LB	6-3	238	04/20/91	26	6	Boston College	Cincinnati, Ohio	D1 '12	15/15/0/1
93	Love, Kyle	DT	6-1	310	11/18/86	31	6	Mississippi State	College Park, Ga.	FA '16	16/0/0/0
5th Year (6)											
96	Horton, Wes	DE	6-5	265	12/17/89	28	5	Southern California	Sherman Oaks, Calif.	FA '16	16/0/0/0
98	Lotulelei, Star	DT	6-2	315	12/20/89	28	5	Utah	South Jordan, Utah	D1 '13	16/16/0/0
19	Shepard, Russell	WR	6-1	195	09/17/90	27	5	Louisiana State	Houston, Texas	UFA '17 (TB)	15/3/0/1
99	Short, Kawann	DT	6-3	315	02/02/89	28	5	Purdue	East Chicago, Ind.	D2 '13	16/16/0/0
65	Silatolu, Amini	T	6-4	305	09/16/88	29	5	Midwestern State	Tracy, Calif.	FA '17	14/3/0/2
43	Whittaker, Fozzy	RB	5-10	205	02/02/89	28	5	Texas	Pearland, Texas	FA '14	12/0/0/4
4th Year (4)											
11	Bersin, Brenton	WR	6-3	210	05/09/90	27	4	Wofford College	Charlotte, N.C.	FA '17	8/1/0/0
53	Jacobs, Ben	LB	6-4	240	04/17/88	29	4	Fresno State	Las Vegas, Nev.	FA '16	16/0/0/0
68	Norwell, Andrew	G	6-6	325	10/25/91	26	4	Ohio State	Cincinnati, Ohio	FA '14	16/16/0/0
70	Turner, Trai	G	6-3	315	06/14/93	24	4	Louisiana State	New Orleans, La.	D3 '14	13/13/0/3
3rd Year (8)											
34	Artis-Payne, Cameron	RB	5-10	215	06/23/90	27	3	Auburn	Harrisburg, Pa.	D5b '15	13/0/0/3
12	Clay, Kaelin	WR	5-10	195	01/03/92	25	3	Utah	Long Beach, Calif.	FA '17	9/2/0/0
17	Funchess, Devin	WR	6-4	225	05/21/94	23	3	Michigan	Farmington, Mich.	D2 '15	16/16/0/0
23	Gunter, LaDarius	CB	6-2	200	05/13/92	25	3	Miami (Fla.)	Montgomery, Ala.	WV '17 (GB)	4/0/0/11
55	Mayo, David	LB	6-2	245	08/08/93	24	3	Texas State	Scappoose, Ore	D5a '15	16/1/0/0
54	Thompson, Shaq	LB	6-0	230	04/21/94	23	3	Washington	Sacramento, Calif.	D1 '15	14/14/0/2
73	Van Roten, Greg	G	6-3	305	02/26/90	27	3	Pennsylvania	Mineola, N.Y.	FA '17	11/0/1/4
60	Williams, Daryl	T	6-6	330	08/31/92	25	3	Oklahoma	Lake Dallas, Texas	D4 '15	16/16/0/0
2nd Year (8)											
24	Bradberry, James	CB	6-1	212	08/04/93	24	2	Samford	Pleasant Grove, Ala.	D2 '16	16/16/0/0
92	Butler, Vernon	DT	6-4	330	06/14/94	23	2	Louisiana Tech	Summit, Miss.	D1 '16	14/0/0/2
69	Larsen, Tyler	C	6-4	325	07/08/91	26	2	Utah State	Sandy, Utah	FA '16	14/10/0/2
82	Manhertz, Chris	TE	6-6	255	04/10/92	25	2	Canisius	New York, N.Y.	WV '16 (NO)	16/4/0/0
77	Moore, Zach	DE	6-6	275	09/05/90	27	2	Concordia-St. Paul	Chicago, Ill.	WV '17 (SF)	0/0/0/5
5	Palardy, Michael	P	5-11	200	07/06/92	25	2	Tennessee	Fort Lauderdale, Fla.	FA '16	16/0/0/0
27	Seymour, Kevon	CB	6-0	185	11/30/93	24	2	Southern California	Pasadena, Calif.	TR '17 (BUF)	16/2/0/0
26	Worley, Daryl	CB	6-1	205	02/22/95	22	2	West Virginia	Philadelphia, Pa.	D3 '16	15/14/0/1
Rookie/1st Year (6)											
40	Armah, Alex	FB	6-2	255	05/17/94	23	R	West Georgia	Lawrenceville, Ga.	D6 '17	9/0/0/5
91	Cox Jr., Bryan	DE	6-3	270	06/25/94	23	R	Florida	Ft. Lauderdale, Fla.	FA '17	7/0/0/6
14	Frazier, Mose	WR	5-11	190	08/30/93	24	1	Memphis	Memphis, Tenn.	FA '17	1/0/0/1
4	Gilbert, Garrett	QB	6-4	230	07/01/91	26	1	Southern Methodist	Austin, Texas	FA '16	0/0/0/10
22	McCaffrey, Christian	RB	5-11	205	06/07/96	21	R	Stanford	Highlands Ranch, Colo.	D1 '17	16/10/0/0
72	Moton, Taylor	T	6-5	325	03/18/94	23	R	Western Michigan	Okemos, Mich.	D2b '17	16/0/0/0

CAROLINA PANTHERS BY POSITION

No	Name	Pos	Ht	Wt	DOB	Age	Exp	College	Hometown	How Acq	GP/GS/DNP/IA
QUARTERBACKS (3)											
3	Anderson, Derek	QB	6-6	235	06/15/83	34	13	Oregon State	Scappoose, Ore	FA '11	2/0/14/0
4	Gilbert, Garrett	QB	6-4	230	07/01/91	26	1	Southern Methodist	Austin, Texas	FA '16	0/0/0/10
1	Newton, Cam	QB	6-5	245	05/11/89	28	7	Auburn	College Park, Ga.	D1 '11	16/16/0/0
RUNNING BACKS (5)											
40	Armah, Alex	FB	6-2	255	05/17/94	23	R	West Georgia	Lawrenceville, Ga.	D6 '17	9/0/0/5
34	Artis-Payne, Cameron	RB	5-10	215	06/23/90	27	3	Auburn	Harrisburg, Pa.	D5b '15	13/0/0/3
22	McCaffrey, Christian	RB	5-11	205	06/07/96	20	R	Stanford	Highlands Ranch, Colo.	D1 '17	16/10/0/0
28	Stewart, Jonathan	RB	5-10	240	03/21/87	30	10	Oregon	Lacey, Wash.	D1a '08	15/10/0/1
43	Whittaker, Fozzy	RB	5-10	205	02/02/89	28	5	Texas	Pearland, Texas	FA '14	12/0/0/4
WIDE RECEIVERS (5)											
11	Bersin, Brenton	WR	6-3	210	05/09/90	27	4	Wofford College	Charlotte, N.C.	FA '17	8/1/0/0
12	Clay, Kaelin	WR	5-10	195	01/03/92	25	3	Utah	Long Beach, Calif.	FA '17	9/2/0/0
14	Frazier, Mose	WR	5-11	190	08/30/93	24	1	Memphis	Memphis, Tenn.	FA '17	1/0/0/1
17	Funchess, Devin	WR	6-4	225	05/21/94	23	3	Michigan	Farmington, Mich.	D2 '15	16/16/0/0
19	Shepard, Russell	WR	6-1	195	09/17/90	27	5	Louisiana State	Houston, Texas	UFA '17 (TB)	15/3/0/1
TIGHT ENDS (3)											
84	Dickson, Ed	TE	6-4	255	07/25/87	30	8	Oregon	Bellflower, Calif.	UFA '14 (BAL)	16/12/0/0
82	Manhertz, Chris	TE	6-6	255	04/10/92	25	2	Canisius	New York, N.Y.	WV '16 (NO)	16/4/0/0
88	Olsen, Greg	TE	6-5	255	03/11/85	32	11	Miami (Fla.)	Wayne, N.J.	TR '11 (CHI)	7/7/0/1
OFFENSIVE LINEMEN (9)											
75	Kalil, Matt	T	6-7	315	07/06/89	28	6	Southern California	Corona, Calif.	UFA '17 (MIN)	16/16/0/0
67	Kalil, Ryan	C	6-2	300	03/29/85	32	11	Southern California	Corona, Calif.	D2b '07	6/6/2/8
69	Larsen, Tyler	C	6-4	325	07/08/91	26	2	Utah State	Sandy, Utah	FA '16	14/10/0/2
72	Moton, Taylor	T	6-5	325	03/18/94	22	R	Western Michigan	Okemos, Mich.	D2b '17	16/0/0/0
68	Norwell, Andrew	G	6-6	325	10/25/91	26	4	Ohio State	Cincinnati, Ohio	FA '14	16/16/0/0
65	Silatolu, Amini	T	6-4	305	09/16/88	29	5	Midwestern State	Tracy, Calif.	FA '17	14/3/0/2
70	Turner, Trai	G	6-3	315	06/14/93	24	4	Louisiana State	New Orleans, La.	D3 '14	13/13/0/3
73	Van Roten, Greg	G	6-3	305	02/26/90	27	3	Pennsylvania	Mineola, N.Y.	FA'17	11/0/1/4
60	Williams, Daryl	T	6-6	330	08/31/92	25	3	Oklahoma	Lake Dallas, Texas	D4 '15	16/16/0/0
SPECIALISTS (3)											
9	Gano, Graham	K	6-2	202	04/09/87	30	8	Florida State	Cantonment, Fla.	FA '12	16/0/0/0
44	Jansen, J.J.	LS	6-2	235	01/20/86	31	10	Notre Dame	Phoenix, Ariz.	TR '09 (GB)	16/0/0/0
5	Palardy, Michael	P	5-11	200	07/06/92	25	2	Tennessee	Fort Lauderdale, Fla.	FA '16	16/0/0/0
DEFENSIVE LINEMEN (10)											
97	Addison, Mario	DE	6-3	260	09/06/87	30	7	Troy	Tarrant, Ala.	FA '12	16/16/0/0
92	Butler, Vernon	DT	6-4	330	06/14/94	23	2	Louisiana Tech	Summit, Miss.	D1 '16	14/0/0/2
91	Cox Jr., Bryan	DE	6-3	270	06/25/94	23	R	Florida	Ft. Lauderdale, Fla.	FA '17	7/0/0/6
96	Horton, Wes	DE	6-5	265	12/17/89	28	5	Southern California	Sherman Oaks, Calif.	FA '16	16/0/0/0
95	Johnson, Charles	DE	6-2	278	07/10/86	31	11	Georgia	Hawkinsville, Ga.	D3 '07	12/11/0/0
98	Lotulelei, Star	DT	6-2	315	12/20/89	28	5	Utah	South Jordan, Utah	D1 '13	16/16/0/0
93	Love, Kyle	DT	6-1	310	11/18/86	31	6	Mississippi State	College Park, Ga.	FA '16	16/0/0/0
77	Moore, Zach	DE	6-6	275	09/05/90	27	2	Concordia-St. Paul	Chicago, Ill.	WV '17 (SF)	0/0/0/5
90	Peppers, Julius	DE	6-7	295	01/18/80	37	16	North Carolina	Bailey, N.C.	UFA '17 (GB)	16/5/0/0
99	Short, Kawann	DT	6-3	315	02/02/89	28	5	Purdue	East Chicago, Ind.	D2 '13	16/16/0/0
LINEBACKERS (6)											
58	Davis, Thomas	LB	6-1	235	03/22/83	34	13	Georgia	Shellman, Ga.	D1 '05	16/16/0/0
57	Gachkar, Andrew	LB	6-2	240	11/04/88	29	7	Missouri	Overland Park, Kan.	FA '17	6/0/0/4
53	Jacobs, Ben	LB	6-4	240	04/17/88	29	4	Fresno State	Las Vegas, Nev.	FA '16	16/0/0/0
59	Kuechly, Luke	LB	6-3	238	04/20/91	26	6	Boston College	Cincinnati, Ohio	D1 '12	15/15/0/1
55	Mayo, David	LB	6-2	245	08/08/93	24	3	Texas State	Scappoose, Ore	D5a '15	16/1/0/0
54	Thompson, Shaq	LB	6-0	230	04/21/94	23	3	Washington	Sacramento, Calif.	D1 '15	14/14/0/2
DEFENSIVE BACKS (9)											
29	Adams, Mike	S	5-11	205	03/24/81	36	14	Delaware	Wayne, N.J.	UFA '17 (IND)	16/16/0/0
24	Bradberry, James	CB	6-1	212	08/04/93	24	2	Samford	Pleasant Grove, Ala.	D2 '16	16/16/0/0
31	Byrd, Jairus	S	5-10	205	10/07/86	31	9	Oregon	Clayton, Mo.	FA '17	12/0/0/0
20	Coleman, Kurt	S	5-11	208	04/01/88	29	8	Ohio State	Clayton, Ohio	UFA '15 (KC)	12/12/0/4
23	Gunter, LaDarius	CB	6-2	200	05/13/92	25	3	Miami (Fla.)	Montgomery, Ala.	WV '17 (GB)	4/0/0/11
42	Jones, Colin	S	6-0	205	10/27/87	30	7	TCU	Bridgeport, Texas	TR '12 (SF)	16/7/0/0
41	Munnerlyn, Captain	CB	5-9	195	04/10/88	29	9	South Carolina	Mobile, Ala.	UFA '17 (MIN)	14/0/0/2
27	Seymour, Kevon	CB	6-0	185	11/30/93	24	2	Southern California	Pasadena, Calif.	TR '17 (BUF)	16/2/0/0
26	Worley, Daryl	CB	6-1	205	02/22/95	22	2	West Virginia	Philadelphia, Pa.	D3 '16	15/14/0/1

CAROLINA PANTHERS / WEEK 17 / THROUGH SUNDAY, DECEMBER 31, 2017

WON 11, LOST 5				* RUSHING		No.	Yds	Avg	Long	TD						
09/10	W 23- 3	at San Francisco	70,178	Newton	139	754	5.4	69	6							
09/17	W 9- 3	Buffalo	74,122	Stewart	198	680	3.4	60t	6							
09/24	L 13-34	New Orleans	73,775	McCaffrey	117	435	3.7	40	2							
10/01	W 33-30	at New England	65,878	Artis-Payne	18	95	5.3	43	1							
10/08	W 27-24	at Detroit	64,288	Samuel	4	64	16.0	31	0							
10/12	L 23-28	Philadelphia	74,373	Clay LG	3	27	9.0	29	0							
10/22	L 3-17	at Chicago	61,256	Clay TM	2	27	13.5	29	0							
10/29	W 17- 3	at Tampa Bay	58,545	Shepard	2	19	9.5	11	0							
11/05	W 20-17	Atlanta	74,244	Whittaker	7	18	2.6	8	0							
11/13	W 45-21	Miami	72,790	D. Byrd	1	12	12.0	12	0							
11/26	W 35-27	at N.Y. Jets	77,562	Anderson	2	-2	-1.0	-1	0							
12/03	L 21-31	at New Orleans	73,171	TEAM	490	2102	4.3	69	15							
12/10	W 31-24	Minnesota	73,728	OPPONENTS	353	1409	4.0	72	7							
12/17	W 31-24	Green Bay	74,447	* RECEIVING	No.	Yds	Avg	Long	TD							
12/24	W 22-19	Tampa Bay	71,463	McCaffrey	80	651	8.1	37	5							
12/31	L 10-22	at Atlanta	74,141	Funchess	63	840	13.3	44	8							
		Car.	Opp.	Benjamin TM	32	475	14.8	43	2							
TOTAL FIRST DOWNS		320	282	Dickson	30	437	14.6	64	1							
	Rushing	121	69	Shepard	17	202	11.9	40t	1							
	Passing	167	187	Olsen	17	191	11.2	30t	1							
	Penalty	32	26	Samuel	15	115	7.7	23	0							
	3rd Down: Made/Att	93/222	78/206	D. Byrd	10	105	10.5	31	2							
	3rd Down Pct.	41.9	37.9	Bersin	8	128	16.0	27	0							
	4th Down: Made/Att	5/11	7/20	Stewart	8	52	6.5	21	1							
	4th Down Pct.	45.5	35.0	Clay LG	6	85	14.2	28	0							
	POSSESSION AVG.	32:17	27:43	Clay TM	5	57	11.4	15	0							
TOTAL NET YARDS		5179	5074	Whittaker	5	47	9.4	28t	1							
	Avg. Per Game	323.7	317.1	Manhertz	2	17	8.5	11	0							
	Total Plays	1026	953	Artis-Payne	1	2	2.0	2	0							
	Avg. Per Play	5.0	5.3	TEAM	293	3319	11.3	64	22							
NET YARDS RUSHING		2102	1409	OPPONENTS	351	3969	11.3	70	25							
	Avg. Per Game	131.4	88.1	* INTERCEPTIONS	No.	Yds	Avg	Long	TD							
	Total Rushes	490	353	Kuechly	3	23	7.7	23	0							
NET YARDS PASSING		3077	3665	Adams	2	42	21.0	40	0							
	Avg. Per Game	192.3	229.1	Bradberry	2	3	1.5	3	0							
	Sacked/Yards Lost	35/242	50/304	Worley	2	0	0.0	0	0							
	Gross Yards	3319	3969	C. Jones	1	10	10.0	10	0							
	Att./Completions	501/293	550/351	TEAM	10	78	7.8	40	0							
	Completion Pct.	58.5	63.8	OPPONENTS	16	249	15.6	76t	1							
	Had Intercepted	16	10	* PUNTING	No.	Yds	Avg	Net TB	In Lg B							
	PUNTS/AVERAGE	71/46.0	69/46.2	Palardy	71	3269	46.0	42.4	4 25 63 0							
	NET PUNTING AVG.	71/42.4	69/41.6	TEAM	71	3269	46.0	42.4	4 25 63 0							
	PENALTIES/YARDS	83/682	101/867	OPPONENTS	69	3187	46.2	41.6	0 24 66 0							
FUMBLES/BALL LOST		19/6	19/11	* PUNT RETURNS	Ret	FC	Yds	Avg	Long	TD						
TOUCHDOWNS		40	34	McCaffrey	22	9	162	7.4	25	0						
	Rushing	15	7	Clay LG	19	9	149	7.8	60t	1						
	Passing	22	25	Clay TM	17	8	147	8.6	60t	1						
	Returns	3	2	D. Byrd	1	0	9	9.0	9	0						
* SCORE BY PERIODS		Q1	Q2	Q3	Q4	OT	PTS	TEAM	40	17	318	8.0	60t	1		
TEAM		59	123	99	82	0	363	OPPONENTS	30	21	176	5.9	29	0		
OPPONENTS		67	94	61	105	0	327	* KICKOFF RETURNS	No.	Yds	Avg	Long	TD			
* SCORING		TD-Ru-Pa-Rt	K-PAT	FG	S	PTS	Samuel	10	221	22.1	33	0				
	Gano	0	0	0	0	34/37	29/30	0	121	D. Byrd	7	229	32.7	103t	1	
	Funchess	8	0	8	0	0	0	48	Whittaker	6	110	18.3	31	0		
	McCaffrey	7	2	5	0	0	42	Clay LG	3	52	17.3	19	0			
	Stewart	7	6	1	0	0	42	Clay TM	3	52	17.3	19	0			
	Newton	6	6	0	0	0	38	McCaffrey	3	58	19.3	21	0			
	D. Byrd	3	0	2	1	0	18	Shepard	3	65	21.7	33	0			
	Benjamin TM	2	0	2	0	0	12	Bryan Cox	1	13	13.0	13	0			
	Artis-Payne	1	1	0	0	0	6	Mayo	1	12	12.0	12	0			
	Clay LG	1	0	0	1	0	6	TEAM	34	760	22.4	103t	1			
	Clay TM	1	0	0	1	0	6	OPPONENTS	12	254	21.2	32	0			
	Dickson	1	0	1	0	0	6	* FIELD GOALS	1-19	20-29	30-39	40-49	50+			
	Kuechly	1	0	0	1	0	6	Gano	0/ 0	8/ 8	11/11	10/10	0/ 1			
	Olsen	1	0	1	0	0	6	TEAM	0/ 0	8/ 8	11/11	10/10	0/ 1			
	Shepard	1	0	1	0	0	6	OPPONENTS	2/ 2	5/ 5	10/11	7/ 7	5/ 9			
	Whittaker	1	0	1	0	0	6	Gano: (39G,36G,20G)	(34G,28G,20G)	(32G,48G)	(32G,					
	TEAM	40	15	22	3	34/37	29/30	0	363	48G)	(21G,44G,55N)	(39G,20G,46G)	(36G)	(28G)	(31G,	
	OPPONENTS	34	7	25	2	32/32	29/34	0	327	45G)	(40G)	(40G,33G,45G)	()	(41G)	(33G)	(25G,28G,30G)
	2-Pt Conv: Newton, TM 1-3, OPP 2-2									(42G)						
	SACKS: Addison 11, Peppers 11, Short 7.5,									OPP: (44G)	(45G)	(33G,50G,56N)	(41G,35G,58G)	(30G)		
	Horton 5.5, Love 3.5, Davis 2.5,									(50G,48G)	(52B,19G)	(41G)	(53G)	()	(31G,19G)	(38N,31G)
	Green-Thompson 2, Munnerlyn 2, Kuechly 1.5,									(30G,22G,54N,27G)	(28G)	(31G,41G,21G,26G,51N)	(30G,			
	Lotulelei 1.5, Bradberry 1, Worley 1, TM 50,									42G,30G,56G,33G)						
	OPP 35 FUM/LOST: Newton 9/1, Clay(LG) 3/1, Stewart 3/3, Clay(TM) 2/1, McCaffrey 2/1, Adams 1/0, Palardy 1/0, Shepard 1/0															
* PASSING		Att	Cmp	Yds	Cmp%	Yds/Att	TD	TD%	Int	Int%	Long	Sack/Lost	Rating			
	Newton	492	291	3302	59.1	6.71	22	4.5	16	3.3	64	35/ 242	80.7			
	Anderson	8	2	17	25.0	2.13	0	0.0	0	0.0	9	0/ 0	39.6			
	Palardy	1	0	0	0.0	0.00	0	0.0	0	0.0	---	0/ 0	39.6			
	TEAM	501	293	3319	58.5	6.62	22	4.4	16	3.2	64	35/ 242	79.8			
	OPPONENTS	550	351	3969	63.8	7.22	25	4.5	10	1.8	70	50/ 304	92.9			

CAROLINA PANTHERS 2017 REGULAR SEASON DEFENSIVE STATISTICS (coaches film review)

PLAYER	TACKLES			SACKS	QBP	FF	FR	INT	YDS	PD	TD
	TOTAL	SOLO	ASSIST								
Luke Kuechly	134	108	26	1.5	6	1	3	3	23	4	1
Thomas Davis	88	66	23	2.5	8	-	1	-	-	-	-
Kurt Coleman	77	69	8	-	-	-	1	-	-	3	-
Shaq Thompson	75	56	19	2.0	6	-	-	-	-	1	-
Mike Adams	75	68	7	-	-	1	2	2	42	10	-
James Bradberry	74	66	8	1.0	-	2	-	2	3	12	-
Daryl Worley	72	63	9	-	-	-	-	2	0	7	-
Kawann Short	53	40	13	7.5	29	2	1	-	-	1	-
Mario Addison	50	35	15	11.0	44	2	-	-	-	-	-
Julius Peppers	33	27	6	11.0	20	2	2	-	-	-	-
Captain Munneryn	30	24	6	2.0	6	-	-	-	-	5	-
Star Lotulelei	26	15	11	1.5	11	-	1	-	-	-	-
Colin Jones	21	14	7	-	-	-	-	1	10	2	-
Kevon Seymour	18	18	0	-	-	-	-	-	-	5	-
Charles Johnson	17	9	8	-	13	-	-	-	-	1	-
Wes Horton	17	13	4	5.5	10	3	-	-	-	-	-
David Mayo	16	10	6	-	-	-	-	-	-	1	-
Kyle Love	16	10	6	3.5	10	-	-	-	-	-	-
Vernon Butler	14	10	4	-	11	-	-	-	-	1	-
Jairus Byrd	13	12	1	-	-	-	-	-	-	-	-
Bryan Cox, Jr.	5	4	1	-	6	-	1	-	-	-	-
Demetrius Cox	3	3	0	-	-	-	-	-	-	-	-

CAROLINA PANTHERS 2017 REGULAR SEASON SPECIAL TEAMS STATISTICS

PLAYER	TACKLES	FF	FR	BLK
David Mayo	8	-	-	-
Russell Shepard	7	-	-	-
Ben Jacobs	5	-	-	-
Cameron Artis-Payne	5	-	-	-
Colin Jones	4	-	-	-
Kevon Seymour	4	-	-	-
Andrew Gachkar	4	-	-	-
Jared Norris	3	-	-	-
Shaq Thompson	3	1	-	-
Fozzy Whittaker	2	-	-	-
Daryl Worley	1	-	-	-
Damiere Byrd	1	-	-	-
Andrew Gachkar	1	-	-	-
Alex Armah	1	-	-	-
Brenton Bersin	1	-	-	-
J.J. Jansen	1	-	-	-
Kaelin Clay	1	-	-	-
Jairus Byrd	1	-	-	-
Kawann Short	-	-	-	1

CAROLINA PANTHERS 2017 POSTSEASON DEFENSIVE STATISTICS (coaches film review)

PLAYER	TACKLES			SACKS	QBP	FF	FR	INT	YDS	PD	TD
	TOTAL	SOLO	ASSIST								
James Bradberry	8	8	0	0.0	0	0	0	0	0	0	0
Luke Kuechly	7	6	1	0.0	1	0	0	0	0	0	0
Shaq Thompson	7	6	1	0.0	0	0	0	0	0	0	0
Thomas Davis	5	5	0	0.0	1	0	0	0	0	0	0
Mike Adams	4	3	1	0.0	0	0	0	0	0	0	0
Daryl Worley	4	4	0	0.0	0	0	0	0	0	1	0
Kawann Short	3	3	0	1.0	1	0	0	0	0	0	0
Kurt Coleman	3	1	2	0.0	0	0	0	0	0	1	0
Bryan Cox, Jr.	1	1	0	0.0	0	0	0	0	0	0	0
LaDarius Gunter	1	1	0	0.0	0	0	0	0	0	0	0
Star Lotulelei	1	1	0	0.0	1	0	0	0	0	0	0
Captain Munneryn	1	1	0	0.0	0	0	0	0	0	0	0
Julius Peppers	1	0	1	0.0	0	0	0	0	0	0	0

CAROLINA PANTHERS 2017 POSTSEASON SPECIAL TEAMS STATISTICS

PLAYER	TACKLES	FF	FR	BLK
Andrew Gachkar	1	-	-	-
Fozzy Whittaker	1	-	-	-



GAME-BY-GAME
STATISTICS

CAROLINA PANTHERS - 2017 TEAM STATISTICS

	FIRST DOWNS				THIRD DOWN			TOTAL OFFENSE									INT BY PANTHERS				PUNTS		PUNT RETURNS					KO RETURNS				PEN.		FUM		SCORING						
	T	R	Pa	Pe	MADE	ATT	%	YDS	PLAYS	RUSH	ATT	PASS	ATT	COM	INT	SK (YDS)	NO	YDS	LG	TD	NO-AVG.	NO	YDS	FC	LG	TD	NO	YDS	LG	TD	NO (YDS)	NO (LT)	TDS	RU	PA	RT	PAT(K)	2-pt.	FG			
09-10 @ San Francisco	20	9	8	3	7	13	53.8	287	63	116	38	171	25	14	1	0 (0)	1	23	23	0	3-51.7	3	7	1	4	0	0	0	-	0	5 (40)	2 (1)	2	0	2	0	2	0	3			
09-17 BUFFALO	19	6	12	1	7	16	43.8	255	66	77	28	178	32	20	0	6 (50)	0	0	-	0	6-41.5	5	30	1	11	0	0	0	-	0	6 (40)	0 (0)	0	0	0	0	0	0	3			
09-24 NEW ORLEANS	18	11	7	0	7	14	50.0	288	59	132	22	156	33	19	3	4 (28)	0	0	-	0	3-43.0	2	12	1	9	0	1	30	30	0	1 (5)	2 (0)	1	1	0	0	1	0	2			
10-01 @ New England	28	7	18	3	6	9	66.7	444	60	140	29	304	29	22	1	2 (12)	0	0	-	0	1-35.0	2	25	0	13	0	3	58	21	0	1 (33)	1 (1)	4	1	3	0	3	0	2			
10-08 @ Detroit	16	3	13	0	7	16	43.8	362	64	28	28	334	33	26	0	3 (21)	0	0	-	0	5-46.8	1	13	2	13	0	3	44	24	0	11 (100)	1 (0)	3	0	3	0	3	0	2			
10-12 PHILADELPHIA	23	7	12	4	4	16	25.0	305	79	80	25	225	52	28	3	2 (14)	0	0	-	0	3-45.3	3	35	1	25	0	3	65	33	0	1 (1)	1 (0)	2	1	1	0	2	0	3			
10-22 @ Chicago	20	7	12	1	6	15	40.0	293	69	108	30	185	34	21	2	5 (26)	0	0	-	0	5-52.6	3	17	2	10	0	2	43	25	0	4 (35)	1 (1)	0	0	0	0	0	0	1			
10-29 @ Tampa Bay	14	8	6	0	8	17	47.1	254	63	100	31	154	32	18	1	0 (0)	2	2	2	0	7-50.4	3	22	1	11	0	2	56	33	0	5 (51)	1 (0)	2	1	1	0	2	0	1			
11-05 ATLANTA	20	12	6	2	4	13	30.8	330	63	201	38	129	24	13	0	1 (8)	1	40	40	0	5-49.8	3	2	1	2	0	0	0	-	0	5 (29)	3 (2)	2	2	0	0	2	0	2			
11-13 MIAMI	30	12	16	2	11	14	78.6	548	71	294	36	254	35	21	0	0 (0)	1	0	0	0	2-42.5	2	10	1	8	0	4	81	26	0	6 (37)	0 (0)	6	2	4	0	6	0	1			
11-26 @ New York Jets	17	5	9	3	3	14	21.4	299	64	145	33	154	28	11	0	3 (14)	0	0	-	0	6-47.3	5	95	1	60	1	2	49	31	0	10 (84)	1 (0)	4	2	0	2	0	1	3			
12-03 @ New Orleans	16	4	8	4	3	10	30.0	279	53	112	23	167	28	17	0	2 (16)	0	0	-	0	5-43.0	3	20	0	9	0	2	42	23	0	6 (54)	3 (1)	3	1	2	0	3	0	0			
12-10 MINNESOTA	15	6	7	2	5	15	33.3	345	63	216	36	129	25	13	1	2 (8)	2	3	3	0	6-43.3	1	7	1	7	0	3	48	22	0	6 (48)	0 (0)	4	3	1	0	4	0	1			
12-17 GREEN BAY	29	11	15	3	6	12	50.0	387	70	151	38	236	31	20	0	1 (6)	3	10	10	0	4-43.5	1	5	0	5	0	2	45	25	0	5 (40)	0 (0)	4	0	4	0	4	0	1			
12-24 TAMPA BAY	20	8	9	3	4	13	30.8	255	59	115	31	160	26	16	1	2 (20)	0	0	-	0	3-39.7	1	3	0	3	0	6	178	103	1	6 (50)	1 (0)	2	1	0	1	1	0	3			
12-31 @ Atlanta	15	5	9	1	5	15	33.3	248	60	87	24	161	34	14	3	2 (19)	0	0	-	0	7-47.0	2	15	3	8	0	1	19	19	0	5 (35)	2 (0)	1	0	1	0	1	0	1			
REGULAR SEASON TOTALS	320	121	167	32	93	222	41.9	5179	1026	2102	490	3097	501	293	16	35 (242)	10	78	40	0	71-46.0	40	318	16	60	1	34	758	103	1	83 (682)	19 (6)	40	15	22	3	34	1	29			
01-07 @ New Orleans	24	5	16	3	8	17	47.1	413	71	107	26	306	41	24	0	4 (43)	1	1	1	0	3-48.3	2	11	2	12	0	0	0	-	0	2 (18)	1 (0)	2	0	2	0	2	0	4			
POSTSEASON TOTALS	24	5	16	3	8	17	47.1	413	71	107	26	306	41	24	0	4 (43)	1	1	1	0	3-48.3	2	11	2	12	0	0	0	0	0	2 (18)	1 (0)	2	0	2	0	2	0	4			

CAROLINA PANTHERS - 2017 OPPONENT STATISTICS

	FIRST DOWNS				THIRD DOWN			TOTAL OFFENSE										INT BY OPPONENTS				PUNTS				PUNT RETURNS				KO RETURNS				PEN.		FUM		SCORING						
	T	R	Pa	Pe	MADE	ATT	%	YDS	PLAYS	RUSH	ATT	PASS	ATT	COM	INT	SK (YDS)	NO	YDS	LG	TD	NO	AVG.	NO	YDS	FC	LG	TD	NO	YDS	LG	TD	NO	YDS	NO(LT)	TDS	RU	PA	RT	PAT(K)	2-pt.	FG			
09-10 @ San Francisco	13	2	10	1	2	11	18.2	217	54	51	15	166	35	24	1	4 (27)	1	37	37	0	4-40.8	1	9	1	9	0	0	0	-	0	10 (74)	1 (1)	0	0	0	0	0	0	0	1				
09-17 BUFFALO	10	2	8	0	4	13	30.8	176	51	69	23	107	25	17	0	3 (18)	0	0	-	0	6-49.5	2	2	1	2	0	0	0	-	0	5 (44)	2 (0)	0	0	0	0	0	0	0	1				
09-24 NEW ORLEANS	21	9	12	0	6	12	50.0	362	57	149	27	213	29	22	0	1 (7)	3	37	30	0	3-50.0	1	12	1	12	0	0	0	-	0	1 (10)	0 (0)	4	1	3	0	4	0	2					
10-01 @ New England	24	5	18	1	7	14	50.0	373	67	80	19	293	45	32	0	3 (14)	1	-2	-2	0	3-45.0	0	0	1	0	0	1	23	23	0	7 (55)	0 (0)	3	1	2	0	3	0	3					
10-08 @ Detroit	19	4	11	4	5	13	38.5	242	56	50	15	192	35	23	0	6 (37)	0	0	-	0	5-41.2	1	6	3	6	0	1	22	22	0	1 (10)	2 (1)	3	1	2	0	3	0	1					
10-12 PHILADELPHIA	15	4	11	0	5	14	35.7	310	60	101	27	209	30	16	0	3 (13)	3	8	7	0	6-50.8	1	0	1	0	0	0	-	0	10 (126)	2 (1)	3	0	3	0	2	1	2						
10-22 @ Chicago	5	3	2	0	2	11	18.2	153	37	68	26	85	7	4	0	4 (22)	2	84	76	1	6-49.3	2	12	1	6	0	0	-	0	5 (40)	0 (0)	2	0	0	2	2	0	1						
10-29 @ Tampa Bay	16	6	9	1	2	12	16.7	279	63	85	22	194	38	21	2	3 (16)	1	0	0	0	6-45.7	3	23	1	12	0	1	13	13	0	6 (55)	1 (1)	0	0	0	0	0	0	1					
11-05 ATLANTA	17	3	13	1	4	12	33.3	355	58	53	18	302	38	24	1	2 (11)	0	0	-	0	4-49.0	2	13	2	8	0	0	0	-	0	8 (70)	1 (0)	2	0	2	0	2	0	1					
11-13 MIAMI	17	3	12	2	7	12	58.3	313	54	100	17	213	37	22	1	0 (0)	0	0	-	0	7-41.8	0	0	1	0	0	4	87	29	0	7 (57)	0 (0)	3	1	2	0	3	0	0					
11-26 @ New York Jets	21	3	14	4	5	14	35.7	391	65	109	26	282	36	19	0	3 (25)	0	0	-	0	7-45.4	4	7	0	17	0	2	52	32	0	7 (68)	2 (1)	3	0	3	0	3	0	2					
12-03 @ New Orleans	19	5	12	2	6	15	40.0	400	64	148	28	252	34	25	0	2 (17)	0	0	-	0	4-46.0	2	5	2	3	0	0	0	-	0	7 (68)	1 (1)	4	3	1	0	4	0	1					
12-10 MINNESOTA	21	5	14	2	7	15	46.7	356	71	100	21	256	44	27	2	6 (24)	1	34	34	0	3-43.7	5	54	1	29	0	2	44	27	0	2 (30)	2 (1)	2	0	2	0	1	1	3					
12-17 GREEN BAY	24	9	13	2	4	11	36.4	384	67	120	19	264	45	26	3	3 (26)	0	0	-	0	2-41.0	2	15	0	13	0	0	0	-	0	6 (28)	1 (1)	3	0	3	0	3	0	1					
12-24 TAMPA BAY	20	3	12	5	6	11	54.5	392	57	66	24	326	27	21	0	6 (41)	1	28	28	0	1-50.0	0	0	2	0	0	1	13	13	0	12 (72)	3 (3)	1	0	1	0	1	0	4					
12-31 @ Atlanta	20	3	16	1	6	16	37.5	371	72	60	26	311	45	28	0	1 (6)	3	23	19	0	5-46.6	4	18	3	9	0	0	0	-	0	7 (60)	1 (0)	1	0	1	0	1	0	5					
REGULAR SEASON TOTALS	282	69	187	26	78	206	37.9	5074	953	1409	353	3665	550	351	10	50 (304)	16	249	76	1	69-46.2	30	176	21	29	0	12	254	32	0	101 (867)	19 (11)	34	7	25	2	32	2	29					
01-07 @ New Orleans	21	3	17	1	2	8	25.0	410	56	41	22	369	33	23	1	1 (7)	0	0	-	0	4-45.8	2	17	1	11	0	0	0	-	0	7 (96)	1 (0)	4	2	2	0	4	0	1					
POSTSEASON TOTALS	21	3	17	1	2	8	25.0	410	56	41	22	369	33	23	1	1 (7)	0	0	0	0	4-45.8	2	17	1	11	0	0	0	0	0	7 (96)	1 (0)	4	2	2	0	4	0	1					

CAROLINA PANTHERS - 2017 SCORING SUMMARY

	PANTHERS						PANTHERS FIELD GOALS	OPPONENT						OPPONENT FIELD GOALS
	1ST	2ND	3RD	4TH	OT	TOTAL		1ST	2ND	3RD	4TH	OT	TOTAL	
09-10 @ San Francisco	7	6	10	0		23	G. Gano (39) (36) (20)	0	0	3	0		3	R. Gould (44)
09-17 BUFFALO	3	3	0	3		9	G. Gano (34) (28) (20)	0	0	0	3		3	S. Hauschka (45)
09-24 NEW ORLEANS	3	3	7	0		13	G. Gano (32) (48)	7	10	7	10		34	W. Lutz (33) (50) 56WL
10-01 @ New England	3	14	6	10		33	G. Gano (32) (48)	3	13	0	14		30	S. Gostkowski (41) (35) (58)
10-08 @ Detroit	3	14	10	0		27	G. Gano (21) (44) 55WR	3	7	0	14		24	M. Prater (30)
10-12 PHILADELPHIA	3	7	6	7		23	G. Gano (39) (20) (46)	3	7	11	7		28	J. Elliott (50) (48)
10-22 @ Chicago	0	3	0	0		3	G. Gano (36)	7	10	0	0		17	C. Barth 52B (19)
10-29 @ Tampa Bay	7	3	0	7		17	G. Gano (28)	0	0	3	0		3	P. Murray (41)
11-05 ATLANTA	0	14	6	0		20	G. Gano (31) (45)	10	0	0	7		17	M. Bryant (53)
11-13 MIAMI	3	14	21	7		45	G. Gano (40)	0	7	7	7		21	
11-26 @ New York Jets	3	9	6	17		35	G. Gano (40) (33) (45)	3	7	7	10		27	C. Catanzaro (31) (19)
12-03 @ New Orleans	7	7	0	7		21		7	14	7	3		31	W. Lutz 38WR (31)
12-10 MINNESOTA	7	7	10	7		31	G. Gano (41)	7	6	0	11		24	K. Forbath (30) (22) 54WL (27)
12-17 GREEN BAY	7	3	14	7		31	G. Gano (33)	7	7	3	7		24	M. Crosby (28)
12-24 TAMPA BAY	3	9	3	7		22	G. Gano (25) (28) (30)	3	6	7	3		19	P. Murray (31) (41) (21) (26) 51WR
12-31 @ Atlanta	0	7	0	3		10	G. Gano (42)	7	0	6	9		22	M. Bryant (30) (42) (30) (56) (33)
REGULAR SEASON TOTALS	59	123	99	82	0	363		67	94	61	105	0	327	
01-07 @ New Orleans	0	9	3	14		26	G. Gano 25WR (27) (39) (58) (29)	7	14	3	7		31	W. Lutz (57)
POSTSEASON TOTALS	0	9	3	14	0	26		7	14	3	7	0	31	

CAROLINA PANTHERS - 2017 RECEIVING - PAGE 2

17 FUNCHESS							
	W/L	P/S	NO	YDS	AVG	LG	TD
09-10 @ San Francisco	W	S	2	20	10.0	16	0
09-17 BUFFALO	W	S	4	68	17.0	24	0
09-24 NEW ORLEANS	L	S	4	58	14.5	21	0
10-01 @ New England	W	S	7	70	10.0	16	2
10-08 @ Detroit	W	S	7	53	7.6	15	1
10-12 PHILADELPHIA	L	S	3	36	12.0	20	0
10-22 @ Chicago	L	S	4	41	10.3	20	0
10-29 @ Tampa Bay	W	S	2	11	5.5	9	0
11-05 ATLANTA	W	S	5	86	17.2	33	0
11-13 MIAMI	W	S	5	92	18.4	32	2
11-26 @ New York Jets	W	S	7	108	15.4	35	0
12-03 @ New Orleans	L	S	4	60	15.0	24	1
12-10 MINNESOTA	W	S	3	59	19.7	22	1
12-17 GREEN BAY	W	S	1	19	19.0	19	0
12-24 TAMPA BAY	W	S	3	11	3.7	5	0
12-31 @ Atlanta	L	S	2	48	24.0	44	1
2017 TOTALS		16/16	63	840	13.3	44	8
PANTHERS TOTALS		47/28	117	1684	14.4	52	17
CAREER TOTALS		47/28	117	1684	14.4	52	17

01-07 @ New Orleans	L	S	4	79	19.8	24	0
2017 POSTSEASON TOTALS		1/1	4	79	19.8	24	0
PANTHERS POSTSEASON TOTALS		4/4	9	152	16.9	24	1
POSTSEASON CAREER TOTALS		4/4	9	152	16.9	24	1

10 SAMUEL							
	W/L	P/S	NO	YDS	AVG	LG	TD
09-10 @ San Francisco	W	P	0	0	-	-	0
09-17 BUFFALO	W	P	2	7	3.5	8	0
09-24 NEW ORLEANS	L	S	2	5	2.5	7	0
10-01 @ New England	W						INACTIVE - BACK
10-08 @ Detroit	W	P	0	0	-	-	0
10-12 PHILADELPHIA	L	P	0	0	-	-	0
10-22 @ Chicago	L	S	1	20	20.0	20	0
10-29 @ Tampa Bay	W	P	2	15	7.5	9	0
11-05 ATLANTA	W	S	3	23	7.7	12	0
11-13 MIAMI	W	S	5	45	9.0	23	0
11-26 @ New York Jets	W						INJURED/RESERVE - ANKLE
12-03 @ New Orleans	W						INJURED/RESERVE - ANKLE
12-10 MINNESOTA	W						INJURED/RESERVE - ANKLE
12-17 GREEN BAY	W						INJURED/RESERVE - ANKLE
12-24 TAMPA BAY	W						INJURED/RESERVE - ANKLE
12-31 @ Atlanta	L						INJURED/RESERVE - ANKLE
2017 TOTALS		9/4	15	115	7.7	23	0
PANTHERS TOTALS		9/4	15	115	7.7	23	0
CAREER TOTALS		9/4	15	115	7.7	23	0

01-07 @ New Orleans	L						INJURED/RESERVE - ANKLE
2017 POSTSEASON TOTALS		0/0	0	0	-	0	0
PANTHERS POSTSEASON TOTALS		0/0	0	0	-	0	0
POSTSEASON CAREER TOTALS		0/0	0	0	-	0	0

82 MANHERTZ					
P/S	NO	YDS	AVG	LG	TD
P	0	0	-	-	0
P	0	0	-	-	0
P	0	0	-	-	0
S	0	0	-	-	0
P	0	0	-	-	0
P	0	0	-	-	0
P	1	11	11.0	11	0
S	0	0	-	-	0
P	0	0	-	-	0
P	0	0	-	-	0
P	0	0	-	-	0
S	0	0	-	-	0
P	1	6	6.0	6	0
P	0	0	-	-	0
P	0	0	-	-	0
P	0	0	-	-	0
16/4	2	17	8.5	11	0
20/4	3	27	9.0	11	0
23/6	3	27	9.0	11	0

INJURED RESERVE - ANKLE					
P/S	NO	YDS	AVG	LG	TD
0/0	0	0	#DIV/0!	0	0
0/0	0	0	#DIV/0!	0	0
0/0	0	0	#DIV/0!	0	0

19 SHEPARD					
P/S	NO	YDS	AVG	LG	TD
P	2	53	26.5	40	1
P	1	6	6.0	6	0
P	0	0	-	-	0
P	1	13	13.0	13	0
P	2	15	7.5	10	0
S	2	12	6.0	9	0
P	2	20	10.0	18	0
P	1	14	14.0	14	0
P	0	0	-	-	0
S	3	40	13.3	15	0
P	0	0	-	-	0
P	3	29	9.7	19	0
P	0	0	-	-	0
S	0	0	-	-	0
					INACTIVE - SHOULDER
P	0	0	-	-	0
15/3	17	202	11.9	40	1
15/3	17	202	11.9	40	1
72/8	47	634	13.5	40	4

P	0	0	-	-	0
0/0	0	0	#DIV/0!	0	0
0/0	0	0	#DIV/0!	0	0
0/0	0	0	#DIV/0!	0	0

22 MCCAFFREY					
P/S	NO	YDS	AVG	LG	TD
S	5	38	7.6	16	0
P	4	34	8.5	14	0
S	9	101	11.2	37	0
P	4	33	8.3	12	0
S	5	31	6.2	10	1
P	10	56	5.6	15	1
S	7	36	5.1	20	0
P	5	49	9.8	16	0
S	5	28	5.6	9	0
S	3	27	9.0	19	1
P	2	35	17.5	26	0
P	5	33	6.6	21	1
S	3	18	6.0	15	0
S	6	73	12.2	21	1
S	2	19	9.5	12	0
S	5	40	8.0	20	0
16/10	80	651	8.1	37	5
16/10	80	651	8.1	37	5
16/10	80	651	8.1	37	5

S	6	101	16.8	56	1
1/1	6	101	16.8	56	1
1/1	6	101	16.8	56	1
1/1	6	101	16.8	56	1

28 STEWART					
P/S	NO	YDS	AVG	LG	TD
S	2	17	8.5	9	1
S	0	0	-	-	0
P	1	4	4.0	4	0
S	0	0	-	-	0
S	3	23	7.7	21	0
S	0	0	-	-	0
P	0	0	-	-	0
S	0	0	-	-	0
S	0	0	-	-	0
P	0	0	-	-	0
S	0	0	-	-	0
S	0	0	-	-	0
P	0	0	-	-	0
S	0	0	-	-	0
S	0	0	-	-	0
P	1	9	9.0	9	0
P	1	-1	-1.0	-1	0
					INACTIVE - BACK
15/10	8	52	6.5	21	1
131/64	162	1295	8.0	55	7
131/64	162	1295	8.0	55	7

S	0	0	-	0	0
1/1	0	0	-	0	0
7/6	9	49	5.4	18	0
7/6	9	49	5.4	18	0

88 OLSEN					
P/S	NO	YDS	AVG	LG	TD
S	2	18	9.0	17	0
S	1	10	10.0	10	0
					INJURED/RESERVE - FOOT
					INJURED/RESERVE - FOOT
					INJURED/RESERVE - FOOT
					INJURED/RESERVE - FOOT
					INJURED/RESERVE - FOOT
					INJURED/RESERVE - FOOT
S	1	10	10.0	10	0
					INACTIVE - FOOT
S	0	0	-	-	0
S	9	116	12.9	30	1
S	3	27	9.0	11	0
S	1	10	10.0	10	0
7/7	17	191	11.2	30	1
103/100	445	5575	12.5	78	33
165/139	639	7556	11.8	78	53

S	8	107	13.4	24	1
1/1	8	107	13.4	24	1
7/7	35	488	13.9	35	2
9/9	41	631	15.4	58	4

43 WHITTAKER					
P/S	NO	YDS	AVG	LG	TD
P	0	0	-	-	0
P	0	0	-	-	0
P	0	0	-	-	0
P	3	34	11.3	28	1
P	0	0	-	-	0
P	0	0	-	-	0
					INACTIVE - ANKLE
					INACTIVE - ANKLE
					INACTIVE - ANKLE
					INACTIVE
P	0	0	-	-	0
P	0	0	-	-	0
P	0	0	-	-	0
P	0	0	-	-	0
P	1	4	4.0	4	0
P	1	9	9.0	9	0
12/0	5	47	9.4	28	1
53/2	47	397	8.4	28	2
67/4	68	552	8.1	35	4

P	0	0	-	0	0
1/0	0	0	-	0	0
5/0	2	53	26.5	39	1
5/0	2	53	26.5	39	1

S = Started
P = Played
blank space indicates not on roster

CAROLINA PANTHERS - 2017

RUSHING - PAGE 1

3 ANDERSON								
	W/L	P/S	NO	YDS	AVG	LG	TD	
09-10 @ San Francisco	W						DID NOT PLAY	
09-17 BUFFALO	W						DID NOT PLAY	
09-24 NEW ORLEANS	L	P	0	0	-	-	0	
10-01 @ New England	W						DID NOT PLAY	
10-08 @ Detroit	W						DID NOT PLAY	
10-12 PHILADELPHIA	L						DID NOT PLAY	
10-22 @ Chicago	L						DID NOT PLAY	
10-29 @ Tampa Bay	W						DID NOT PLAY	
11-05 ATLANTA	W						DID NOT PLAY	
11-13 MIAMI	W	P	2	-2	-1.0	-1	0	
11-26 @ New York Jets	W						DID NOT PLAY	
12-03 @ New Orleans	L						DID NOT PLAY	
12-10 MINNESOTA	W						DID NOT PLAY	
12-17 GREEN BAY	W						DID NOT PLAY	
12-24 TAMPA BAY	W	P	0	0	-	-	0	
12-31 @ Atlanta	L						DID NOT PLAY	
2017 TOTALS			3/0	2	-2	-1.0	-1	0
PANTHERS TOTALS			25/4	25	22	0.9	8	0
CAREER TOTALS			76/47	101	227	2.2	33	5

01-07 @ New Orleans	L	P	0	0	-	-	0	
2017 POSTSEASON TOTALS			1/0	0	0	-	0	0
PANTHERS POSTSEASON TOTALS			2/0	1	0	-	0	0
POSTSEASON CAREER TOTALS			2/0	1	0	-	0	0

12 CLAY								
	W/L	P/S	NO	YDS	AVG	LG	TD	
09-10 @ San Francisco	W							
09-17 BUFFALO	W							
09-24 NEW ORLEANS	L							
10-01 @ New England	W							
10-08 @ Detroit	W							
10-12 PHILADELPHIA	L							
10-22 @ Chicago	L							
10-29 @ Tampa Bay	W	P	0	0	-	-	0	
11-05 ATLANTA	W	P	0	0	-	-	0	
11-13 MIAMI	W	P	0	0	-	-	0	
11-26 @ New York Jets	W	P	1	29	29.0	29	0	
12-03 @ New Orleans	L	S	0	0	-	-	0	
12-10 MINNESOTA	W	P	0	0	-	-	0	
12-17 GREEN BAY	W	P	0	0	-	-	0	
12-24 TAMPA BAY	W	P	0	0	-	-	0	
12-31 @ Atlanta	L	S	1	-2	-2.0	-2	0	
2017 TOTALS			9/2	2	27	13.5	29	0
PANTHERS TOTALS			9/2	2	27	13.5	29	0
CAREER TOTALS			20/2	3	27	9.0	29	0

01-07 @ New Orleans	L	P	0	0	-	-	0	
2017 POSTSEASON TOTALS			1/0	0	0	-	0	0
PANTHERS POSTSEASON TOTALS			1/0	0	0	-	0	0
POSTSEASON CAREER TOTALS			1/0	0	0	-	0	0

40 ARMAH						
P/S	NO	YDS	AVG	LG	TD	
						<i>practice squad</i>
						<i>practice squad</i>
						<i>practice squad</i>
P	0	0	-	-	0	
P	0	0	-	-	0	
P	0	0	-	-	0	
P	0	0	-	-	0	
P	0	0	-	-	0	
						INACTIVE - HAMSTRING
P	0	0	-	-	0	
P	0	0	-	-	0	
						INACTIVE
P	0	0	-	-	0	
						INACTIVE
						INACTIVE
						INACTIVE
P	0	0	-	-	0	
9/0	0	0	#DIV/0!	0	0	
9/0	81	327	4.0	31	3	
9/0	81	327	4.0	31	3	

P	0	0	-	-	0	
1/0	0	0	-	0	0	
1/0	0	0	-	0	0	
1/0	0	0	-	0	0	

4 GILBERT						
P/S	NO	YDS	AVG	LG	TD	
						<i>practice squad</i>
						<i>practice squad</i>
						<i>practice squad</i>
						<i>practice squad</i>
						<i>practice squad</i>
						<i>practice squad</i>
						INACTIVE
						INACTIVE
						INACTIVE
						INACTIVE
						INACTIVE
						INACTIVE
						INACTIVE
						INACTIVE
						INACTIVE
						INACTIVE
0/0	0	0	#DIV/0!	0	0	
0/0	0	0	#DIV/0!	0	0	
0/0	0	0	#DIV/0!	0	0	

						INACTIVE
0/0	0	0	#DIV/0!	0	0	
0/0	0	0	#DIV/0!	0	0	
0/0	0	0	#DIV/0!	0	0	

34 ARTIS-PAYNE						
P/S	NO	YDS	AVG	LG	TD	
						INACTIVE
						INACTIVE
						INACTIVE
P	0	0	-	-	0	
P	0	0	-	-	0	
P	0	0	-	-	0	
P	0	0	-	-	0	
P	4	8	2.0	11	0	
P	1	3	3.0	3	0	
P	7	68	9.7	43	1	
P	1	0	0.0	0	0	
P	0	0	-	-	0	
P	0	0	-	-	0	
P	0	0	-	-	0	
P	5	16	3.2	12	0	
13/0	18	95	5.3	43	1	
23/3	99	422	4.3	43	4	
23/3	99	422	4.3	43	4	

P	0	0	-	-	0	
1/0	0	0	-	0	0	
2/0	3	7	2.3	0	0	
2/0	3	7	2.3	0	0	

8 KAAYA						
P/S	NO	YDS	AVG	LG	TD	
						INACTIVE
						INACTIVE
						INACTIVE
						INACTIVE
						INACTIVE
						INACTIVE
						INACTIVE
						INACTIVE
						INACTIVE
						INACTIVE
						INACTIVE
						INACTIVE
						INACTIVE
						INACTIVE
						INACTIVE
0/0	0	0	#DIV/0!	0	0	
0/0	0	0	#DIV/0!	0	0	
0/0	0	0	#DIV/0!	0	0	

						INACTIVE
0/0	0	0	#DIV/0!	0	0	
0/0	0	0	#DIV/0!	0	0	
0/0	0	0	#DIV/0!	0	0	

18 BYRD						
P/S	NO	YDS	AVG	LG	TD	
P	0	0	-	-	0	
P	0	0	-	-	0	
P	0	0	-	-	0	
P	1	12	12.0	12	0	
						INJURED/RESERVE - ARM
						INJURED/RESERVE - ARM
						INJURED/RESERVE - ARM
						INJURED/RESERVE - ARM
						INJURED/RESERVE - ARM
						INJURED/RESERVE - ARM
						INJURED/RESERVE - ARM
P	0	0	-	-	0	
S	0	0	-	-	0	
S	0	0	-	-	0	
S	0	0	-	-	0	
						INJURED/RESERVE - LEG
8/3	1	12	12.0	12	0	
8/3	1	12	12.0	12	0	
9/3	1	12	12.0	12	0	

						INJURED/RESERVE - LEG
0/0	0	0	#DIV/0!	0	0	
0/0	0	0	#DIV/0!	0	0	
0/0	0	0	#DIV/0!	0	0	

22 MCCAFFREY						
P/S	NO	YDS	AVG	LG	TD	
S	13	47	3.6	11	0	
P	8	10	1.3	6	0	
S	4	16	4.0	7	0	
P	6	16	2.7	5	0	
S	3	7	2.3	5	0	
P	4	8	2.0	4	0	
S	7	10	1.4	4	0	
P	4	3	0.8	4	0	
S	15	66	4.4	17	1	
S	5	23	4.6	16	1	
P	7	62	8.9	40	0	
P	6	16	2.7	5	0	
S	8	35	4.4	8	0	
S	12	63	5.3	15	0	
S	9	39	4.3	10	0	
S	6	14	2.3	8	0	
16/10	117	435	3.7	40	2	
16/10	117	435	3.7	40	2	
16/10	117	435	3.7	40	2	

S	6	16	2.7	7	0	
1/1	6	16	2.7	7	0	
1/1	6	16	2.7	7	0	
1/1	6	16	2.7	7	0	

S = Started
P = Played
blank space indicates not on roster

CAROLINA PANTHERS - 2017

RUSHING - PAGE 2

1 NEWTON

	W/L	P/S	NO	YDS	AVG	LG	TD
09-10 @ San Francisco	W	S	6	3	0.5	5	0
09-17 BUFFALO	W	S	5	27	5.4	15	0
09-24 NEW ORLEANS	L	S	3	16	5.3	10	1
10-01 @ New England	W	S	8	44	5.5	13	1
10-08 @ Detroit	W	S	7	0	0.0	5	0
10-12 PHILADELPHIA	L	S	11	71	6.5	16	1
10-22 @ Chicago	L	S	9	50	5.6	14	0
10-29 @ Tampa Bay	W	S	11	44	4.0	20	0
11-05 ATLANTA	W	S	9	86	9.6	34	1
11-13 MIAMI	W	S	5	95	19.0	69	0
11-26 @ New York Jets	W	S	9	28	3.1	7	1
12-03 @ New Orleans	L	S	6	51	8.5	32	0
12-10 MINNESOTA	W	S	11	70	6.4	62	0
12-17 GREEN BAY	W	S	14	58	4.1	13	0
12-24 TAMPA BAY	W	S	14	52	3.7	17	1
12-31 @ Atlanta	L	S	11	59	5.4	17	0
2017 TOTALS		16/16	139	754	5.4	69	6
PANTHERS TOTALS		109/108	828	4320	5.2	72	54
CAREER TOTALS		109/108	828	4320	5.2	72	54

10 SAMUEL

P/S	NO	YDS	AVG	LG	TD
P	0	0	-	-	0
P	0	0	-	-	0
S	1	31	31.0	31	0
INACTIVE - BACK					
P	0	0	-	-	0
P	1	8	8.0	8	0
S	0	0	-	-	0
P	1	11	11.0	11	0
S	1	14	14.0	14	0
S	0	0	-	-	0
INJURED/RESERVE - ANKLE					
INJURED/RESERVE - ANKLE					
INJURED/RESERVE - ANKLE					
INJURED/RESERVE - ANKLE					
INJURED/RESERVE - ANKLE					
INJURED/RESERVE - ANKLE					
9/4	4	64	16.0	31	0
9/4	4	64	16.0	31	0
9/4	4	64	16.0	31	0

19 SHEPARD

P/S	NO	YDS	AVG	LG	TD
P					
P					
P					
P					
P					
S					
P					
P					
S					
P					
P					
P	1	11	11.0	11	0
S	0	0	-	-	0
P	0	0	-	-	0
P	0	0	-	-	0
P	1	8	8.0	8	0
S	0	0	-	-	0
INACTIVE - SHOULDER					
P	0	0	-	-	0
INACTIVE - BACK					
15/3	2	19	9.5	11	0
15/3	2	19	9.5	11	0
72/8	3	28	9.3	11	0

28 STEWART

P/S	NO	YDS	AVG	LG	TD
S	18	65	3.6	10	0
S	15	40	2.7	10	0
P	12	57	4.8	17	0
S	14	68	4.9	15	0
S	18	21	1.2	9	0
S	8	-4	-0.5	3	0
P	14	48	3.4	13	0
S	11	34	3.1	11	1
S	11	21	1.9	9	0
P	17	110	6.5	18	0
S	15	26	1.7	4	1
S	11	45	4.1	10	1
S	16	103	6.4	60	3
P	11	27	2.5	9	0
P	7	19	2.7	6	0
INACTIVE - BACK					
15/10	198	680	3.4	60	6
131/64	1699	7318	4.3	69	51
131/64	1699	7318	4.3	69	51

01-07 @ New Orleans	L	S	8	37	4.6	29	0
2017 POSTSEASON TOTALS		1/1	8	37	4.6	29	0
PANTHERS POSTSEASON TOTALS		7/7	63	258	4.1	14	2
POSTSEASON CAREER TOTALS		7/7	63	258	4.1	14	2

INJURED/RESERVE - ANKLE					
0/0	0	0	#DIV/0!	0	0
0/0	0	0	#DIV/0!	0	0
0/0	0	0	#DIV/0!	0	0

P	0	0	-	-	0
1/0	0	0	-	-	0
1/0	0	0	-	-	0
1/0	0	0	-	-	0

S	11	51	4.6	29	0
1/1	11	51	4.6	29	0
7/6	101	474	4.7	59	5
7/6	101	474	4.7	59	5

43 WHITTAKER

	W/L	P/S	NO	YDS	AVG	LG	TD
09-10 @ San Francisco	W	P	1	1	1.0	1	0
09-17 BUFFALO	W	P	0	0	-	-	0
09-24 NEW ORLEANS	L	P	2	12	6.0	8	0
10-01 @ New England	W	P	0	0	-	-	0
10-08 @ Detroit	W	P	0	0	-	-	0
10-12 PHILADELPHIA	L	P	1	-3	-3.0	-3	0
10-22 @ Chicago	L						
10-29 @ Tampa Bay	W						
11-05 ATLANTA	W						
11-13 MIAMI	W						
11-26 @ New York Jets	W	P	0	0	-	-	0
12-03 @ New Orleans	L	P	0	0	-	-	0
12-10 MINNESOTA	W	P	0	0	-	-	0
12-17 GREEN BAY	W	P	1	3	3.0	3	0
12-24 TAMPA BAY	W	P	1	5	5.0	5	0
12-31 @ Atlanta	L	P	1	0	0.0	0	0
2017 TOTALS		12/0	7	18	2.6	8	0
PANTHERS TOTALS		53/2	121	536	4.4	25	2
CAREER TOTALS		67/4	149	615	4.1	25	2

01-07 @ New Orleans	L	P	1	3	3.0	3	0
2017 POSTSEASON TOTALS		1/0	1	3	3.0	0	0
PANTHERS POSTSEASON TOTALS		5/0	9	32	3.6	15	0
POSTSEASON CAREER TOTALS		5/0	9	32	3.6	15	0

S = Started
P = Played
blank space indicates not on roster

CAROLINA PANTHERS - 2017 PUNTING

5 PALARDY

	W/L	NO	YDS	AVG	TB	IN20	LG	BLK	NET
09-10 @ San Francisco	W	3	155	51.7	0	1	58	0	48.7
09-17 BUFFALO	W	6	249	41.5	0	2	55	0	41.2
09-24 NEW ORLEANS	L	3	129	43.0	1	0	56	0	32.3
10-01 @ New England	W	1	35	35.0	0	0	35	0	35.0
10-08 @ Detroit	W	5	234	46.8	1	0	60	0	41.6
10-12 PHILADELPHIA	L	3	136	45.3	0	3	50	0	45.3
10-22 @ Chicago	L	5	263	52.6	1	1	59	0	46.2
10-29 @ Tampa Bay	W	7	353	50.4	0	4	55	0	47.1
11-05 ATLANTA	W	5	249	49.8	0	3	57	0	47.2
11-13 MIAMI	W	2	85	42.5	1	1	43	0	32.5
11-26 @ New York Jets	W	6	284	47.3	0	2	63	0	46.2
12-03 @ New Orleans	L	5	215	43.0	0	2	51	0	42.0
12-10 MINNESOTA	W	6	260	43.3	0	2	56	0	34.3
12-17 GREEN BAY	W	4	174	43.5	0	2	55	0	39.8
12-24 TAMPA BAY	W	3	119	39.7	0	2	46	0	39.7
12-31 @ Atlanta	L	7	329	47.0	0	0	60	0	44.4
2017 TOTALS		71	3269	46.0	4	25	63	0	42.4
PANTHERS TOTALS		107	4800	44.9	6	38	63	0	40.9
CAREER TOTALS		107	4800	46.042	6	38	63	0	40.9

01-07 @ New Orleans	L	3	145	48.3	0	1	53	0	42.7
2017 POSTSEASON TOTALS		3	145	48.3	0	1	53	0	42.7
PANTHERS POSTSEASON TOTALS		3	145	48.3	0	1	53	0	42.7
POSTSEASON CAREER TOTALS		3	145	48.3	0	1	53	0	42.7

CAROLINA PANTHERS - 2017 INTERCEPTIONS - PAGE 1

	29 ADAMS				
	NO	YDS	AVG	LG	TD
09-10 @ San Francisco					
09-17 BUFFALO					
09-24 NEW ORLEANS					
10-01 @ New England					
10-08 @ Detroit					
10-12 PHILADELPHIA					
10-22 @ Chicago					
10-29 @ Tampa Bay	1	2	2.0	2	0
11-05 ATLANTA	1	40	40.0	40	0
11-13 MIAMI					
11-26 @ New York Jets					
12-03 @ New Orleans					
12-10 MINNESOTA					
12-17 GREEN BAY					
12-24 TAMPA BAY					
12-31 @ Atlanta					
2017 TOTALS	2	42	21.0	40	0
PANTHERS TOTALS	2	42	21.0	40	0
CAREER TOTALS	27	326	12.1	56	2

	24 BRADBERRY				
	NO	YDS	AVG	LG	TD
09-10 @ San Francisco					
09-17 BUFFALO					
09-24 NEW ORLEANS					
10-01 @ New England					
10-08 @ Detroit					
10-12 PHILADELPHIA					
10-22 @ Chicago					
10-29 @ Tampa Bay					
11-05 ATLANTA					
11-13 MIAMI					
11-26 @ New York Jets					
12-03 @ New Orleans					
12-10 MINNESOTA	1	3	3.0	3	0
12-17 GREEN BAY	1	0	0.0	0	0
12-24 TAMPA BAY					
12-31 @ Atlanta					
2017 TOTALS	2	3	1.5	3	0
PANTHERS TOTALS	4	24	6.0	16	0
CAREER TOTALS	4	24	6.0	16	0

	31 BYRD				
	NO	YDS	AVG	LG	TD
09-10 @ San Francisco					
09-17 BUFFALO					
09-24 NEW ORLEANS					
10-01 @ New England					
10-08 @ Detroit					
10-12 PHILADELPHIA					
10-22 @ Chicago					
10-29 @ Tampa Bay					
11-05 ATLANTA					
11-13 MIAMI					
11-26 @ New York Jets					
12-03 @ New Orleans					
12-10 MINNESOTA					
12-17 GREEN BAY					
12-24 TAMPA BAY					
12-31 @ Atlanta					
2017 TOTALS	0	0	#DIV/0!	0	0
PANTHERS TOTALS	0	0	#DIV/0!	0	0
CAREER TOTALS	25	468	18.7	57	2

	20 COLEMAN				
	NO	YDS	AVG	LG	TD
09-10 @ San Francisco					
09-17 BUFFALO					
09-24 NEW ORLEANS					
10-01 @ New England					
10-08 @ Detroit					
10-12 PHILADELPHIA					
10-22 @ Chicago					
10-29 @ Tampa Bay					
11-05 ATLANTA					
11-13 MIAMI					
11-26 @ New York Jets					
12-03 @ New Orleans					
12-10 MINNESOTA					
12-17 GREEN BAY					
12-24 TAMPA BAY					
12-31 @ Atlanta					
2017 TOTALS	0	0	#DIV/0!	0	0
PANTHERS TOTALS	11	146	13.3	37	2
CAREER TOTALS	21	238	11.3	37	2

01-07 @ New Orleans	1	1	1.0	1	0
2017 POSTSEASON TOTALS	1	1	1.0	1	0
PANTHERS POSTSEASON TOTALS	1	1	1.0	1	0
POSTSEASON CAREER TOTALS	1	1	1.0	1	0

01-07 @ New Orleans					
2017 POSTSEASON TOTALS	0	0	#DIV/0!	0	0
PANTHERS POSTSEASON TOTALS	0	0	#DIV/0!	0	0
POSTSEASON CAREER TOTALS	0	0	#DIV/0!	0	0

01-07 @ New Orleans					
2017 POSTSEASON TOTALS	0	0	#DIV/0!	0	0
PANTHERS POSTSEASON TOTALS	0	0	#DIV/0!	0	0
POSTSEASON CAREER TOTALS	0	0	#DIV/0!	0	0

01-07 @ New Orleans					
2017 POSTSEASON TOTALS	0	0	#DIV/0!	0	0
PANTHERS POSTSEASON TOTALS	2	0	0.0	0	0
POSTSEASON CAREER TOTALS	2	0	0	0	0

	58 DAVIS				
	NO	YDS	AVG	LG	TD
09-10 @ San Francisco					
09-17 BUFFALO					
09-24 NEW ORLEANS					
10-01 @ New England					
10-08 @ Detroit					
10-12 PHILADELPHIA					
10-22 @ Chicago					
10-29 @ Tampa Bay					
11-05 ATLANTA					
11-13 MIAMI					
11-26 @ New York Jets					
12-03 @ New Orleans					
12-10 MINNESOTA					
12-17 GREEN BAY					
12-24 TAMPA BAY					
12-31 @ Atlanta					
2017 TOTALS	0	0	#DIV/0!	0	0
PANTHERS TOTALS	13	79	6.1	31	0
CAREER TOTALS	13	79	6.1	31	0

	42 JONES				
	NO	YDS	AVG	LG	TD
09-10 @ San Francisco					
09-17 BUFFALO					
09-24 NEW ORLEANS					
10-01 @ New England					
10-08 @ Detroit					
10-12 PHILADELPHIA					
10-22 @ Chicago					
10-29 @ Tampa Bay					
11-05 ATLANTA					
11-13 MIAMI					
11-26 @ New York Jets					
12-03 @ New Orleans					
12-10 MINNESOTA					
12-17 GREEN BAY	1	10	10.0	10	0
12-24 TAMPA BAY					
12-31 @ Atlanta					
2017 TOTALS	1	10	10.0	10	0
PANTHERS TOTALS	2	10	5.0	10	0
CAREER TOTALS	2	10	5.0	10	0

	59 KUECHLY				
	NO	YDS	AVG	LG	TD
09-10 @ San Francisco	1	23	23.0	23	0
09-17 BUFFALO					
09-24 NEW ORLEANS					
10-01 @ New England					
10-08 @ Detroit					
10-12 PHILADELPHIA					
10-22 @ Chicago					
10-29 @ Tampa Bay					
11-05 ATLANTA					
11-13 MIAMI					
11-26 @ New York Jets					
12-03 @ New Orleans					
12-10 MINNESOTA					
12-17 GREEN BAY					
12-24 TAMPA BAY					
12-31 @ Atlanta					
2017 TOTALS	3	23	7.7	23	0
PANTHERS TOTALS	15	127	8.5	32	1
CAREER TOTALS	15	127	8.5	32	1

	41 MUNNERLYN				
	NO	YDS	AVG	LG	TD
09-10 @ San Francisco					
09-17 BUFFALO					
09-24 NEW ORLEANS					
10-01 @ New England					
10-08 @ Detroit					
10-12 PHILADELPHIA					
10-22 @ Chicago					
10-29 @ Tampa Bay					
11-05 ATLANTA					
11-13 MIAMI					
11-26 @ New York Jets					
12-03 @ New Orleans					
12-10 MINNESOTA					
12-17 GREEN BAY					
12-24 TAMPA BAY					
12-31 @ Atlanta					
2017 TOTALS	0	0	#DIV/0!	0	0
PANTHERS TOTALS	7	230	32.9	74	5
CAREER TOTALS	11	261	23.7	74	5

01-07 @ New Orleans					
2017 POSTSEASON TOTALS	0	0	#DIV/0!	0	0
PANTHERS POSTSEASON TOTALS	0	0	#DIV/0!	0	0
POSTSEASON CAREER TOTALS	0	0	#DIV/0!	0	0

01-07 @ New Orleans					
2017 POSTSEASON TOTALS	0	0	#DIV/0!	0	0
PANTHERS POSTSEASON TOTALS	0	0	#DIV/0!	0	0
POSTSEASON CAREER TOTALS	0	0	#DIV/0!	0	0

01-07 @ New Orleans					
2017 POSTSEASON TOTALS	0	0	#DIV/0!	0	0
PANTHERS POSTSEASON TOTALS	3	37	12.3	22	2
POSTSEASON CAREER TOTALS	3	37	12.3	22	2

01-07 @ New Orleans					
2017 POSTSEASON TOTALS	0	0	#DIV/0!	0	0
PANTHERS POSTSEASON TOTALS	0	0	#DIV/0!	0	0
POSTSEASON CAREER TOTALS	0	0	#DIV/0!	0	0

CAROLINA PANTHERS - 2017 DEFENSE - PAGE 1

29 ADAMS

	W/L	P/S	TACKLES			SCKS	QBP	FR	FF	PD	TD	
			TOTAL	SOLO	ASST							
09-10 @ San Francisco	W	S	5	4	1	0.0	0	0	0	0	0	
09-17 BUFFALO	W	S	4	3	1	0.0	0	0	0	0	0	
09-24 NEW ORLEANS	L	S	5	4	1	0.0	0	0	0	0	0	
10-01 @ New England	W	S	7	7	0	0.0	0	0	0	2	0	
10-08 @ Detroit	W	S	6	6	0	0.0	0	0	0	1	0	
10-12 PHILADELPHIA	L	S	6	6	0	0.0	0	0	0	0	0	
10-22 @ Chicago	L	S	3	3	0	0.0	0	0	0	0	0	
10-29 @ Tampa Bay	W	S	4	4	0	0.0	0	0	0	0	0	
11-05 ATLANTA	W	S	2	2	0	0.0	0	0	0	1	0	
11-13 MIAMI	W	S	5	5	0	0.0	0	0	0	2	0	
11-26 @ New York Jets	W	S	3	1	2	0.0	0	0	0	0	0	
12-03 @ New Orleans	L	S	6	6	0	0.0	0	0	1	1	0	
12-10 MINNESOTA	W	S	4	3	1	0.0	0	1	0	1	0	
12-17 GREEN BAY	W	S	6	6	0	0.0	0	1	0	0	0	
12-24 TAMPA BAY	W	S	6	5	1	0.0	0	0	0	0	0	
12-31 @ Atlanta	L	S	3	3	0	0.0	0	0	0	2	0	
2017 TOTALS			16/16	75	68	7	0.0	0	2	1	10	0
PANTHERS TOTALS			16/16	75	68	7	0.0	0	2	1	10	0
CAREER TOTALS			206/133	812	626	186	6.0	-	16	12	84	2

01-07 @ New Orleans		S	4	3	1	0.0	0	0	0	0	0	0
2017 POSTSEASON TOTALS			1/0	4	3	1	0.0	0	0	0	0	0
PANTHERS POSTSEASON TOTALS			1/0	4	3	1	0.0	0	0	0	0	0
POSTSEASON CAREER TOTALS			7/7	38	28	1	0.0	-	0	0	3	0

92 BUTLER

	W/L	P/S	TACKLES			SCKS	QBP	FR	FF	PD	TD	
			TOTAL	SOLO	ASST							
09-10 @ San Francisco	W		INACTIVE - KNEE									
09-17 BUFFALO	W	P	1	1	0	0.0	0	0	0	0	0	
09-24 NEW ORLEANS	L	P	1	0	1	0.0	0	0	0	0	0	
10-01 @ New England	W	P	1	1	0	0.0	0	0	0	0	0	
10-08 @ Detroit	W		INACTIVE									
10-12 PHILADELPHIA	L	P	1	0	1	0.0	1	0	0	0	0	
10-22 @ Chicago	L	P	1	0	1	0.0	0	0	0	0	0	
10-29 @ Tampa Bay	W	P	0	0	0	0.0	1	0	0	0	0	
11-05 ATLANTA	W	P	0	0	0	0.0	0	0	0	0	0	
11-13 MIAMI	W	P	2	1	1	0.0	0	0	0	0	0	
11-26 @ New York Jets	W	P	3	3	0	0.0	0	0	0	1	0	
12-03 @ New Orleans	L	P	0	0	0	0.0	0	0	0	0	0	
12-10 MINNESOTA	W	P	2	2	0	0.0	1	0	0	0	0	
12-17 GREEN BAY	W	P	0	0	0	0.0	2	0	0	0	0	
12-24 TAMPA BAY	W	P	1	1	0	0.0	2	0	0	0	0	
12-31 @ Atlanta	L	P	1	1	0	0.0	4	0	0	0	0	
2017 TOTALS			14/0	14	10	4	0.0	11	0	0	1	0
PANTHERS TOTALS			24/0	25	18	7	1.5	15	1	0	3	0
CAREER TOTALS			24/0	25	18	7	1.5	15	1	0	3	0

01-07 @ New Orleans	L	P	0	0	0	0.0	1	0	0	0	0	0
2015 POSTSEASON TOTALS			1/0	0	0	0	0.0	1	0	0	0	0
PANTHERS POSTSEASON TOTALS			1/0	0	0	0	0.0	1	0	0	0	0
POSTSEASON CAREER TOTALS			1/0	0	0	0	0.0	1	0	0	0	0

97 ADDISON

	P/S	TACKLES			SCKS	QBP	FR	FF	PD	TD
		TOTAL	SOLO	ASST						
S	2	2	0	0.0	3	0	0	0	0	0
S	4	4	0	1.0	2	0	0	0	0	0
S	6	3	3	1.0	0	0	0	0	0	0
S	2	0	2	0.0	2	0	0	0	0	0
S	3	3	0	1.0	1	0	1	0	0	0
S	2	1	1	0.0	0	0	0	0	0	0
S	4	4	0	1.0	2	0	0	0	0	0
S	5	3	2	1.5	3	0	0	0	0	0
S	4	2	2	1.0	2	0	0	0	0	0
S	2	1	1	0.0	3	0	0	0	0	0
S	2	2	0	1.0	2	0	0	0	0	0
S	3	3	0	1.0	5	0	0	0	0	0
S	3	3	0	1.0	3	0	1	0	0	0
S	2	1	1	0.5	3	0	0	0	0	0
S	4	2	2	0.5	5	0	0	0	0	0
S	2	1	1	0.5	8	0	0	0	0	0
16/16	50	35	15	11.0	44	0	2	0	0	0
80/20	130	88	42	35.5	127	5	6	2	0	0
94/20	139	95	46	36.5	129	5	7	2	0	0

S	0	0	0	0.0	0	0	0	0	0	0	0
4/1	0	0	0	0.0	0	0	0	0	0	0	0
4/1	7	5	2	1.0	4	0	0	0	0	0	0
4/1	7	5	2	1.0	4	0	0	0	0	0	0

24 BRADBERRY

	P/S	TACKLES			SCKS	QBP	FR	FF	PD	TD
		TOTAL	SOLO	ASST						
S	6	5	1	0.0	0	0	0	0	0	0
S	4	4	0	0.0	0	0	0	0	1	0
S	4	3	1	0.0	0	0	0	0	0	0
S	5	5	0	0.0	0	0	0	0	1	0
S	3	3	0	0.0	0	0	0	0	1	0
S	6	6	0	1.0	0	0	0	1	2	0
S	3	3	0	0.0	0	0	0	0	0	0
S	6	6	0	0.0	0	0	0	0	1	0
S	8	5	3	0.0	0	0	0	0	0	0
S	4	4	0	0.0	0	0	0	0	1	0
S	3	3	0	0.0	0	0	0	0	1	0
S	5	3	2	0.0	0	0	0	0	1	0
S	6	6	0	0.0	0	0	0	0	2	0
S	4	3	1	0.0	0	0	1	0	0	0
S	5	5	0	0.0	0	0	0	0	0	0
S	2	2	0	0.0	0	0	0	0	1	0
16/16	74	66	8	1.0	0	0	2	12	0	0
29/29	134	121	13	1.0	0	0	2	23	0	0
29/29	134	121	13	1.0	0	0	2	23	0	0

S	8	8	0	0.0	0	0	0	0	0	0	0
1/1	8	8	0	0.0	0	0	0	0	0	0	0
1/1	8	8	0	0.0	0	0	0	0	0	0	0
1/1	8	8	0	0.0	0	0	0	0	0	0	0

31 J. BYRD

	P/S	TACKLES			SCKS	QBP	FR	FF	PD	TD
		TOTAL	SOLO	ASST						
P	1	1	0	0.0	0	0	0	0	0	0
P	4	4	0	0.0	0	0	0	0	0	0
P	0	0	0	0.0	0	0	0	0	0	0
P	0	0	0	0.0	0	0	0	0	0	0
P	1	1	0	0.0	0	0	0	0	0	0
P	0	0	0	0.0	0	0	0	0	0	0
P	2	2	0	0.0	0	0	0	0	0	0
P	0	0	0	0.0	0	0	0	0	0	0
P	0	0	0	0.0	0	0	0	0	0	0
P	4	3	1	0.0	0	0	0	0	0	0
P	0	0	0	0.0	0	0	0	0	0	0
P	1	1	0	0.0	0	0	0	0	0	0
12/0	13	12	1	0.0	0	0	0	0	0	0
12/0	13	12	1	0.0	0	0	0	0	0	0
118/97	549	393	156	4.0	-	6	14	40	2	0

P	0	0	0	0.0	0	0	0	0	0	0	0
1/0	0	0	0	0.0	0	0	0	0	0	0	0
1/0	0	0	0	0	0	0	0	0	0	0	0
1/0	0	0	0	0	0	0	0	0	0	0	0

57 CASH

	P/S	TACKLES			SCKS	QBP	FR	FF	PD	TD
		TOTAL	SOLO	ASST						
P	0	0	0	0.0	0	0	0	0	0	0
INACTIVE										
INACTIVE - CALF										
INJURED/RESERVE - CALF										
1/0	0	0	0	0.0	0	0	0	0	0	0
9/0	0	0	0	0.0	0	0	0	0	0	0
9/0	0	0	0	0.0	0	0	0	0	0	0

0/0	0	0	0	0.0	0	0	0	0	0	0	0
0/0	0	0	0	0.0	0	0	0	0	0	0	0
0/0	0	0	0	0.0	0	0	0	0	0	0	0

S = Started
P = Played
blank space indicates not on roster

CAROLINA PANTHERS - 2017 DEFENSE- PAGE 2

20 COLEMAN

	W/L	P/S	TACKLES			SCKS	QBP	FR	FF	PD	TD
			TOTAL	SOLO	ASST						
09-10 @ San Francisco	W	S	7	6	1	0.0	0	0	0	0	0
09-17 BUFFALO	W	S	4	4	0	0.0	0	0	0	0	0
09-24 NEW ORLEANS	L	S	8	8	0	0.0	0	0	0	0	0
10-01 @ New England	W	S	3	3	0	0.0	0	0	0	0	0
10-08 @ Detroit	W		INACTIVE - KNEE								
10-12 PHILADELPHIA	L		INACTIVE - KNEE								
10-22 @ Chicago	L		INACTIVE - KNEE								
10-29 @ Tampa Bay	W	S	9	9	0	0.0	0	1	0	0	0
11-05 ATLANTA	W	S	10	8	2	0.0	0	0	0	0	0
11-13 MIAMI	W	S	2	2	0	0.0	0	0	0	1	0
11-26 @ New York Jets	W	S	6	4	2	0.0	0	0	0	0	0
12-03 @ New Orleans	L	S	4	4	0	0.0	0	0	0	0	0
12-10 MINNESOTA	W	S	7	6	1	0.0	0	0	0	1	0
12-17 GREEN BAY	W	S	10	9	1	0.0	0	0	0	1	0
12-24 TAMPA BAY	W	S	7	6	1	0.0	0	0	0	0	0
12-31 @ Atlanta	L		INACTIVE - ANKLE								
2017 TOTALS		12/12	77	69	8	0.0	0	1	0	3	0
PANTHERS TOTALS		42/42	270	210	60	2.0	3	1	1	12	2
CAREER TOTALS		116/73	497	387	110	2.0	-	2	4	29	2

01-07 @ New Orleans		S	3	1	2	0.0	0	0	0	1	0
2017 POSTSEASON TOTALS		1/1	3	1	2	0.0	0	0	0	1	0
PANTHERS POSTSEASON TOTALS		4/4	22	17	5	0.0	0	0	0	1	0
POSTSEASON CAREER TOTALS		6/5	29	23	6	0.0	0	0	0	1	0

58 DAVIS

	W/L	P/S	TACKLES			SCKS	QBP	FR	FF	PD	TD
			TOTAL	SOLO	ASST						
09-10 @ San Francisco	W	S	9	7	2	1.0	0	0	0	0	0
09-17 BUFFALO	W	S	7	5	2	0.0	1	0	0	0	0
09-24 NEW ORLEANS	L	S	8	8	0	0.0	1	0	0	0	0
10-01 @ New England	W	S	3	2	1	0.0	0	0	0	0	0
10-08 @ Detroit	W	S	2	1	1	0.0	0	1	0	0	0
10-12 PHILADELPHIA	L	S	6	5	1	1.0	2	0	0	0	0
10-22 @ Chicago	L	S	4	2	2	0.0	0	0	0	0	0
10-29 @ Tampa Bay	W	S	7	6	1	0.0	0	0	0	0	0
11-05 ATLANTA	W	S	8	5	3	0.0	1	0	0	0	0
11-13 MIAMI	W	S	5	2	3	0.0	0	0	0	0	0
11-26 @ New York Jets	W	S	9	8	1	0.0	3	0	0	0	0
12-03 @ New Orleans	L	S	1	1	0	0.0	0	0	0	0	0
12-10 MINNESOTA	W	S	4	4	0	0.0	0	0	0	0	0
12-17 GREEN BAY	W	S	4	1	4	0.5	0	0	0	0	0
12-24 TAMPA BAY	W		RESERVE/SUSPENDED								
12-31 @ Atlanta	L	S	11	9	2	0.0	0	0	0	0	0
2017 TOTALS		15/15	88	66	23	2.5	8	1	0	0	0
PANTHERS TOTALS		164/146	1174	844	323	28.0	83	10	16	43	1
CAREER TOTALS		164/146	1174	844	323	28.0	83	10	16	43	1

01-07 @ New Orleans		S	5	5	0	0.0	1	0	0	0	0
2017 POSTSEASON TOTALS		1/1	5	5	0	0.0	1	0	0	0	0
PANTHERS POSTSEASON TOTALS		11/8	66	59	7	2.0	1	0	0	1	0
POSTSEASON CAREER TOTALS		11/8	66	59	7	2.0	1	0	0	1	0

64 B. COX JR.

P/S	TACKLES			SCKS	QBP	FR	FF	PD	TD
	TOTAL	SOLO	ASST						
	practice squad								
	practice squad								
	practice squad								
	INACTIVE								
P	0	0	0	0.0	0	0	0	0	0
	INACTIVE								
P	1	1	0	0.0	0	0	0	0	0
	INACTIVE								
	INACTIVE								
	INACTIVE								
	INACTIVE								
P	1	1	0	0.0	0	0	0	0	0
P	0	0	0	0.0	1	0	0	0	0
P	2	2	0	0.0	1	0	0	0	0
P	0	0	0	0.0	1	1	0	0	0
P	1	0	1	0.0	3	0	0	0	0
	INACTIVE								
7/0	5	4	1	0.0	6	1	0	0	0
7/0	5	4	1	0.0	6	1	0	0	0
7/0	5	4	1	0.0	6	1	0	0	0

P	1	1	0	0.0	0	0	0	0	0
	INACTIVE								
1/0	1	1	0	0.0	0	0	0	0	0
1/0	1	1	0	0.0	0	0	0	0	0
1/0	1	1	0	0.0	0	0	0	0	0

57 GACHKAR

P/S	TACKLES			SCKS	QBP	FR	FF	PD	TD
	TOTAL	SOLO	ASST						
	INACTIVE								
	INACTIVE								
	INACTIVE								
	INACTIVE								
P	0	0	0	0.0	0	0	0	0	0
P	0	0	0	0.0	0	0	0	0	0
P	0	0	0	0.0	0	0	0	0	0
	INACTIVE								
	INACTIVE								
	INACTIVE								
	INACTIVE								
P	0	0	0	0.0	0	0	0	0	0
P	0	0	0	0.0	0	0	0	0	0
P	0	0	0	0.0	0	0	0	0	0
	INACTIVE								
6/0	0	0	0	0.0	0	0	0	0	0
6/0	0	0	0	0.0	0	0	0	0	0
101/9	106	64	42	2.0	-	1	1	2	1

P	0	0	0	0.0	0	0	0	0	0
	INACTIVE								
1/0	0	0	0	0.0	0	0	0	0	0
1/0	0	0	0	0.0	0	0	0	0	0
1/0	0	0	0	0.0	0	0	0	0	0

36 D. COX

P/S	TACKLES			SCKS	QBP	FR	FF	PD	TD
	TOTAL	SOLO	ASST						
	INACTIVE - ANKLE								
P	0	0	0	0.0	0	0	0	0	0
P	0	0	0	0.0	0	0	0	0	0
P	0	0	0	0.0	0	0	0	0	0
P	3	3	0	0.0	0	0	0	0	0
	INACTIVE - ANKLE								
	INACTIVE - ANKLE								
	INACTIVE - ANKLE								
	INJURED/RESERVE - ANKLE								
	INJURED/RESERVE - ANKLE								
	INJURED/RESERVE - ANKLE								
	INJURED/RESERVE - ANKLE								
	INJURED/RESERVE - ANKLE								
	INJURED/RESERVE - ANKLE								
	INJURED/RESERVE - ANKLE								
	INJURED/RESERVE - ANKLE								
	INJURED/RESERVE - ANKLE								
4/0	3	3	0	0.0	0	0	0	0	0
4/0	3	3	0	0.0	0	0	0	0	0
4/0	3	3	0	0.0	0	0	0	0	0

	INJURED/RESERVE - ANKLE								
	INJURED/RESERVE - ANKLE								
0/0	0	0	0	0.0	0	0	0	0	0
0/0	0	0	0	0.0	0	0	0	0	0
0/0	0	0	0	0.0	0	0	0	0	0

23 GUNTER

P/S	TACKLES			SCKS	QBP	FR	FF	PD	TD
	TOTAL	SOLO	ASST						
	INACTIVE								
	INACTIVE								
P	0	0	0	0.0	0	0	0	0	0
	INACTIVE								
P	0	0	0	0.0	0	0	0	0	0
P	0	0	0	0.0	0	0	0	0	0
	INACTIVE								
	INACTIVE								
	INACTIVE								
	INACTIVE								
	INACTIVE								
P	0	0	0	0.0	0	0	0	0	0
	INACTIVE								
	INACTIVE								
	INACTIVE								
4/0	0	0	0	0.0	0	0	0	0	0
4/0	0	0	0	0.0	0	0	0	0	0
28/15	58	49	9	0.0	-	0	2	15	0

P	1	1	0	0.0	0	0	0	0	0
	INACTIVE								
1/0	1	1	0	0.0	0	0	0	0	0
1/0	1	1	0	0.0	0	0	0	0	0
1/0	1	1	0	0.0	0	0	0	0	0
5/3	14	14	0	0.0	-	0	0	3	0

S = Started
P = Played
blank space indicates not on roster

CAROLINA PANTHERS - 2017 DEFENSE- PAGE 3

94 HALL

	W/L	P/S	TACKLES			SCKS	QBP	FR	FF	PD	TD
			TOTAL	SOLO	ASST						
09-10 @ San Francisco	W	P	0	0	0	0.0	0	0	0	0	0
09-17 BUFFALO	W		INACTIVE								
09-24 NEW ORLEANS	L		INACTIVE								
10-01 @ New England	W		INACTIVE - KNEE								
10-08 @ Detroit	W		INJURED/RESERVE - KNEE								
10-12 PHILADELPHIA	L		INJURED/RESERVE - KNEE								
10-22 @ Chicago	L		INJURED/RESERVE - KNEE								
10-29 @ Tampa Bay	W		INJURED/RESERVE - KNEE								
11-05 ATLANTA	W		INJURED/RESERVE - KNEE								
11-13 MIAMI	W		INJURED/RESERVE - KNEE								
11-26 @ New York Jets	W		INJURED/RESERVE - KNEE								
12-03 @ New Orleans	L		INJURED/RESERVE - KNEE								
12-10 MINNESOTA	W		INJURED/RESERVE - KNEE								
12-17 GREEN BAY	W		INJURED/RESERVE - KNEE								
12-24 TAMPA BAY	W		INJURED/RESERVE - KNEE								
12-31 @ Atlanta	L		INJURED/RESERVE - KNEE								
2017 TOTALS		1/0	0	0	0	0.0	0	0	0	0	0
PANTHERS TOTALS		1/0	0	0	0	0.0	0	0	0	0	0
CAREER TOTALS		1/0	0	0	0	0.0	0	0	0	0	0

			INJURED/RESERVE - KNEE								
01-07 @ New Orleans											
2017 POSTSEASON TOTALS		0/0	0	0	0	0.0	0	0	0	0	0
PANTHERS POSTSEASON TOTALS		0/0	0	0	0	0.0	0	0	0	0	0
POSTSEASON CAREER TOTALS		0/0	0	0	0	0.0	0	0	0	0	0

96 HORTON

	P/S	TACKLES			SCKS	QBP	FR	FF	PD	TD
		TOTAL	SOLO	ASST						
P	2	1	1	1.0	1	0	1	0	0	0
P	1	1	0	0.0	1	0	0	0	0	0
P	1	1	0	0.0	1	0	0	0	0	0
P	1	1	0	0.0	1	0	0	0	0	0
P	1	1	0	0.0	1	0	0	0	0	0
P	0	0	0	0.0	0	0	0	0	0	0
P	0	0	0	0.0	0	0	0	0	0	0
P	1	1	0	1.0	0	0	0	0	0	0
P	0	0	0	0.0	1	0	0	0	0	0
P	4	3	1	1.0	0	0	1	0	0	0
P	0	0	0	0.0	0	0	0	0	0	0
P	1	0	1	0.0	1	0	0	0	0	0
P	1	1	0	1.0	1	0	0	0	0	0
P	2	1	1	1.5	0	0	1	0	0	0
P	2	2	0	0.0	1	0	0	0	0	0
16/0	17	13	4	5.5	10	0	3	0	0	0
61/30	72	51	21	14.0	33	2	6	1	0	0
61/30	72	51	21	14.0	33	2	6	1	0	0

P	0	0	0	0.0	0	0	0	0	0	0
3/2	0	0	0	0.0	0	0	0	0	0	0
3/2	3	2	1	0.0	1	0	1	0	0	0
3/2	3	2	1	0.0	1	0	1	0	0	0

53 JACOBS

	P/S	TACKLES			SCKS	QBP	FR	FF	PD	TD
		TOTAL	SOLO	ASST						
P	0	0	0	0.0	0	0	0	0	0	0
P	0	0	0	0.0	0	0	0	0	0	0
P	0	0	0	0.0	0	0	0	0	0	0
P	0	0	0	0.0	0	0	0	0	0	0
P	0	0	0	0.0	0	0	0	0	0	0
P	0	0	0	0.0	0	0	0	0	0	0
P	0	0	0	0.0	0	0	0	0	0	0
P	0	0	0	0.0	0	0	0	0	0	0
P	0	0	0	0.0	0	0	0	0	0	0
P	0	0	0	0.0	0	0	0	0	0	0
P	0	0	0	0.0	0	0	0	0	0	0
P	0	0	0	0.0	0	0	0	0	0	0
P	0	0	0	0.0	0	0	0	0	0	0
P	0	0	0	0.0	0	0	0	0	0	0
16/0	0	0	0	0.0	0	0	0	0	0	0
52/0	8	7	1	0.0	0	0	0	0	0	0
57/0	8	7	1	0.0	0	0	0	0	0	0

P	0	0	0	0.0	0	0	0	0	0	0
1/0	0	0	0	0.0	0	0	0	0	0	0
6/0	0	0	0	0.0	0	0	0	0	0	0
6/0	0	0	0	0.0	0	0	0	0	0	0

95 JOHNSON

	W/L	P/S	TACKLES			SCKS	QBP	FR	FF	PD	TD
			TOTAL	SOLO	ASST						
09-10 @ San Francisco	W	S	1	1	0	0.0	0	0	0	0	0
09-17 BUFFALO	W	S	2	2	0	0.0	1	0	0	0	0
09-24 NEW ORLEANS	L	S	2	0	2	0.0	2	0	0	0	0
10-01 @ New England	W	S	0	0	0	0.0	0	0	0	0	0
10-08 @ Detroit	W	S	0	0	0	0.0	3	0	0	0	0
10-12 PHILADELPHIA	L	S	4	1	3	0.0	4	0	0	0	0
10-22 @ Chicago	L	S	1	0	1	0.0	0	0	0	0	0
10-29 @ Tampa Bay	W	S	0	0	0	0.0	3	0	0	0	0
11-05 ATLANTA	W	S	3	2	1	0.0	0	0	0	0	0
11-13 MIAMI	W	S	2	1	1	0.0	0	0	0	1	0
11-26 @ New York Jets	W	S	2	2	0	0.0	0	0	0	0	0
12-03 @ New Orleans	L		RESERVE/SUSPENDED								
12-10 MINNESOTA	W		RESERVE/SUSPENDED								
12-17 GREEN BAY	W		RESERVE/SUSPENDED								
12-24 TAMPA BAY	W		RESERVE/SUSPENDED								
12-31 @ Atlanta	L	P	0	0	0	0.0	0	0	0	0	0
2017 TOTALS		12/11	17	9	8	0.0	13	0	0	1	0
PANTHERS TOTALS		143/114	352	249	105	67.5	211	4	20	28	0
CAREER TOTALS		143/114	352	249	105	67.5	211	4	20	28	0

			INACTIVE								
01-07 @ New Orleans											
2017 POSTSEASON TOTALS		0/0	0	0	0	0.0	0	0	0	0	0
PANTHERS POSTSEASON TOTALS		8/7	22	17	5	5.0	9	0	2	0	0
POSTSEASON CAREER TOTALS		8/7	22	17	5	5.0	9	0	2	0	0

42 JONES

	P/S	TACKLES			SCKS	QBP	FR	FF	PD	TD
		TOTAL	SOLO	ASST						
P	0	0	0	0.0	0	0	0	0	0	0
P	0	0	0	0.0	0	0	0	0	0	0
P	0	0	0	0.0	0	0	0	0	0	0
P	0	0	0	0.0	0	0	0	0	0	0
P	0	0	0	0.0	0	0	0	0	0	0
S	6	6	0	0.0	0	0	0	1	0	0
S	1	1	0	0.0	0	0	0	0	0	0
S	1	0	1	0.0	0	0	0	0	0	0
P	0	0	0	0.0	0	0	0	0	0	0
P	0	0	0	0.0	0	0	0	0	0	0
P	0	0	0	0.0	0	0	0	0	0	0
P	0	0	0	0.0	0	0	0	0	0	0
P	0	0	0	0.0	0	0	0	0	0	0
S	3	1	2	0.0	0	0	0	0	0	0
S	4	2	2	0.0	0	0	0	1	0	0
S	3	2	1	0.0	0	0	0	0	0	0
S	3	2	1	0.0	0	0	0	0	0	0
16/7	21	14	7	0.0	0	0	0	2	0	0
92/13	64	51	13	1.0	1	0	1	6	0	0
105/13	64	51	13	1.0	1	0	1	6	0	0

P	0	0	0	0.0	0	0	0	0	0	0
1/0	0	0	0	0.0	0	0	0	0	0	0
7/1	8	7	1	0.0	0	0	0	0	0	0
9/1	8	7	1	0.0	0	0	0	0	0	0

59 KUECHLY

	P/S	TACKLES			SCKS	QBP	FR	FF	PD	TD
		TOTAL	SOLO	ASST						
S	8	6	2	0.0	1	0	0	0	0	0
S	7	4	3	0.0	1	0	1	0	0	0
S	10	7	3	0.0	0	0	0	1	0	0
S	15	14	1	0.0	0	0	0	1	0	0
S	10	9	1	0.0	0	0	0	0	0	0
S	4	4	0	0.0	2	0	0	0	0	0
INACTIVE - CONCUSSION										
S	9	8	1	0.0	0	1	0	0	0	0
S	9	7	2	0.0	0	0	0	0	0	0
S	6	5	1	0.0	0	0	0	0	0	0
S	10	6	4	0.0	0	1	0	1	1	1
S	10	10	0	0.0	0	1	0	0	0	0
S	13	11	2	1.0	0	0	0	0	0	0

CAROLINA PANTHERS - 2017 STARTERS

Game-By-Game Offensive Starters

	W/L	WR	LT	LG	C	RG	RT	TE	WR	QB	TE	RB
09-10 @ San Francisco	W	13 Benjamin	75 M. Kalil	68 Norwell	67 R. Kalil	70 Turner	60 Williams	88 Olsen	17 Funchess	1 Newton	22 McCaffrey (2RB)	28 Stewart
09-17 BUFFALO	W	13 Benjamin	75 M. Kalil	68 Norwell	69 Larsen	70 Turner	60 Williams	88 Olsen	17 Funchess	1 Newton	84 Dickson	28 Stewart
09-24 NEW ORLEANS	L	13 Benjamin	75 M. Kalil	68 Norwell	69 Larsen	70 Turner	60 Williams	84 Dickson	17 Funchess	1 Newton	10 Samuel (3WR)	22 McCaffrey
10-01 @ New England	W	13 Benjamin	75 M. Kalil	68 Norwell	69 Larsen	70 Turner	60 Williams	84 Dickson	17 Funchess	1 Newton	82 Manhertz	28 Stewart
10-08 @ Detroit	W	13 Benjamin	75 M. Kalil	68 Norwell	69 Larsen	70 Turner	60 Williams	84 Dickson	17 Funchess	1 Newton	22 McCaffrey (2RB)	28 Stewart
10-12 PHILADELPHIA	L	13 Benjamin	75 M. Kalil	68 Norwell	69 Larsen	70 Turner	60 Williams	84 Dickson	17 Funchess	1 Newton	19 Shepard (3WR)	28 Stewart
10-22 @ Chicago	L	13 Benjamin	75 M. Kalil	68 Norwell	67 R. Kalil	70 Turner	60 Williams	84 Dickson	17 Funchess	1 Newton	10 Samuel (3WR)	22 McCaffrey
10-29 @ Tampa Bay	W	13 Benjamin	75 M. Kalil	68 Norwell	69 Larsen	70 Turner	60 Williams	84 Dickson	17 Funchess	1 Newton	82 Manhertz	28 Stewart
11-05 ATLANTA	W	17 Funchess	75 M. Kalil	68 Norwell	69 Larsen	70 Turner	60 Williams	84 Dickson	10 Samuel	1 Newton	22 McCaffrey (2RB)	28 Stewart
11-13 MIAMI	W	17 Funchess	75 M. Kalil	68 Norwell	69 Larsen	70 Turner	60 Williams	84 Dickson	19 Shepard	1 Newton	10 Samuel (3WR)	22 McCaffrey
11-26 @ New York Jets	W	17 Funchess	75 M. Kalil	68 Norwell	69 Larsen	70 Turner	60 Williams	88 Olsen	82 Manhertz (3TE)	1 Newton	84 Dickson	28 Stewart
12-03 @ New Orleans	L	17 Funchess	75 M. Kalil	68 Norwell	69 Larsen	70 Turner	60 Williams	84 Dickson	12 Clay	1 Newton	82 Manhertz	28 Stewart
12-10 MINNESOTA	W	17 Funchess	75 M. Kalil	68 Norwell	67 R. Kalil	70 Turner	60 Williams	88 Olsen	18 D. Byrd	1 Newton	22 McCaffrey (2RB)	28 Stewart
12-17 GREEN BAY	W	17 Funchess	75 M. Kalil	68 Norwell	67 R. Kalil	65 Silatolu	60 Williams	88 Olsen	18 D. Byrd	1 Newton	19 Shepard (3WR)	22 McCaffrey
12-24 TAMPA BAY	W	17 Funchess	75 M. Kalil	68 Norwell	67 R. Kalil	65 Silatolu	60 Williams	88 Olsen	18 D. Byrd	1 Newton	11 Bersin (3WR)	22 McCaffrey
12-31 @ Atlanta	L	17 Funchess	75 M. Kalil	68 Norwell	67 R. Kalil	65 Silatolu	60 Williams	88 Olsen	12 Clay	1 Newton	84 Dickson	22 McCaffrey
01-07 @ New Orleans	L	17 Funchess	75 M. Kalil	68 Norwell	67 R. Kalil	70 Turner	60 Williams	88 Olsen	84 Dickson (2TE)	1 Newton	22 McCaffrey (2RB)	28 Stewart

Game-By-Game Defensive Starters

	W/L	DE	DT	DT	DE	SLB	MLB	WLB	LCB	RCB	SS	FS
09-10 @ San Francisco	W	95 Johnson	98 Lotulelei	99 Short	97 Addison	54 Thompson	59 Kuechly	58 Davis	24 Bradberry	26 Worley	29 Adams	20 Coleman
09-17 BUFFALO	W	95 Johnson	98 Lotulelei	99 Short	97 Addison	54 Thompson	59 Kuechly	58 Davis	24 Bradberry	26 Worley	29 Adams	20 Coleman
09-24 NEW ORLEANS	L	95 Johnson	98 Lotulelei	99 Short	97 Addison	54 Thompson	59 Kuechly	58 Davis	24 Bradberry	26 Worley	29 Adams	20 Coleman
10-01 @ New England	W	95 Johnson	98 Lotulelei	99 Short	97 Addison	54 Thompson	59 Kuechly	58 Davis	24 Bradberry	27 Seymour	29 Adams	20 Coleman
10-08 @ Detroit	W	95 Johnson	98 Lotulelei	99 Short	97 Addison	54 Thompson	59 Kuechly	58 Davis	24 Bradberry	26 Worley	29 Adams	42 Jones
10-12 PHILADELPHIA	L	95 Johnson	98 Lotulelei	99 Short	97 Addison	54 Thompson	59 Kuechly	58 Davis	24 Bradberry	26 Worley	29 Adams	42 Jones
10-22 @ Chicago	L	95 Johnson	98 Lotulelei	99 Short	97 Addison	54 Thompson	55 Mayo	58 Davis	24 Bradberry	26 Worley	29 Adams	42 Jones
10-29 @ Tampa Bay	W	95 Johnson	98 Lotulelei	99 Short	97 Addison	54 Thompson	59 Kuechly	58 Davis	24 Bradberry	26 Worley	29 Adams	20 Coleman
11-05 ATLANTA	W	95 Johnson	98 Lotulelei	99 Short	97 Addison	54 Thompson	59 Kuechly	58 Davis	24 Bradberry	26 Worley	29 Adams	20 Coleman
11-13 MIAMI	W	95 Johnson	98 Lotulelei	99 Short	97 Addison	54 Thompson	59 Kuechly	58 Davis	24 Bradberry	26 Worley	29 Adams	20 Coleman
11-26 @ New York Jets	W	95 Johnson	98 Lotulelei	99 Short	97 Addison	54 Thompson	59 Kuechly	58 Davis	24 Bradberry	26 Worley	29 Adams	20 Coleman
12-03 @ New Orleans	L	90 Peppers	98 Lotulelei	99 Short	97 Addison	54 Thompson	59 Kuechly	58 Davis	24 Bradberry	27 Seymour	29 Adams	20 Coleman
12-10 MINNESOTA	W	90 Peppers	98 Lotulelei	99 Short	97 Addison	42 Jones (5DB)	59 Kuechly	58 Davis	24 Bradberry	26 Worley	29 Adams	20 Coleman
12-17 GREEN BAY	W	90 Peppers	98 Lotulelei	99 Short	97 Addison	42 Jones (5DB)	59 Kuechly	58 Davis	24 Bradberry	26 Worley	29 Adams	20 Coleman
12-24 TAMPA BAY	W	90 Peppers	98 Lotulelei	99 Short	97 Addison	54 Thompson	59 Kuechly	42 Jones (5DB)	24 Bradberry	26 Worley	29 Adams	20 Coleman
12-31 @ Atlanta	L	90 Peppers	98 Lotulelei	99 Short	97 Addison	54 Thompson	59 Kuechly	58 Davis	24 Bradberry	26 Worley	29 Adams	42 Jones
01-07 @ New Orleans	L	90 Peppers	98 Lotulelei	99 Short	97 Addison	54 Thompson	59 Kuechly	58 Davis	24 Bradberry	26 Worley	29 Adams	20 Coleman

INA = Inactive
 GP = Games Played
 GS = Games Started
 DNP = Did Not Play
 IR = Injured Reserve
 ps = Practice Squad
 psi = Practice Squad Injured
 PUP = physically unable to perform
 EXE = roster exemption
 SUS = suspended

Carolina Panthers - Participation Chart - PAGE 1

	San Francisco	BUFFALO	NEW ORLEANS	New England	Detroit	PHILADELPHIA	Chicago	Tampa Bay	ATLANTA	MIAMI	New York Jets	New Orleans	MINNESOTA	GREEN BAY	TAMPA BAY	Atlanta	Totals	Postseason	
																	GP/GS/DNP/INA	Totals	
																		GP/GS/DNP/INA	
Adams, Mike	SS	SS	SS	SS	SS	SS	SS	SS	SS	SS	SS	SS	SS	SS	SS	SS	16/16/0/0	SS	1/1/0/0
Addison, Mario	DE	DE	DE	DE	DE	DE	DE	DE	DE	DE	DE	DE	DE	DE	DE	DE	16/16/0/0	DE	1/1/0/0
Aguayo, Roberto								ps	ps	ps	ps	ps	ps				0/0/0/0		0/0/0/0
Anderson, Derek	DNP	DNP	P	DNP	DNP	DNP	DNP	DNP	DNP	P	DNP	DNP	DNP	DNP	P	DNP	3/0/13/0	P	1/0/0/0
Armah, Alex	ps	ps	P	P	P	P	P	INA	P	P	INA	P	INA	INA	INA	P	9/0/0/5	P	1/0/0/0
Artis-Payne, Cameron	INA	INA	INA	P	P	P	P	P	P	P	P	P	P	P	P	P	13/0/0/3	P	1/0/0/0
Baylis, Evan									ps	ps	ps	ps	ps	ps	ps	ps	0/0/0/0	ps	0/0/0/0
Benjamin, Kelvin	WR	WR	WR	WR	WR	WR	WR	WR									8/8/0/0		0/0/0/0
Bersin, Brenton	IR								P	P	P	P	P	P	WR	P	8/1/0/0	P	1/0/0/0
Bigger, Zeek						ps											0/0/0/0		0/0/0/0
Bradberry, James	CB	CB	CB	CB	CB	CB	CB	CB	CB	CB	CB	CB	CB	CB	CB	CB	16/16/0/0	CB	1/1/0/0
Brown, Richie													ps	ps	ps	ps	0/0/0/0	ps	0/0/0/0
Butker, Harrison	INA	ps	ps														0/0/0/1		0/0/0/0
Butler, Vernon	INA	P	P	P	INA	P	P	P	P	P	P	P	P	P	P	P	14/0/0/2	P	1/0/0/0
Byrd, Damiere	P	P	P	P	IR	IR	IR	IR	IR	IR	IR	P	WR	WR	WR	IR	8/3/0/0	IR	0/0/0/0
Byrd, Jairus					P	P	P	P	P	P	P	P	P	P	P	P	12/0/0/0	P	1/0/0/0
Cash, Jeremy	P	INA	INA	IR													1/0/0/2		0/0/0/0
Clausell, Blaine	ps	ps	ps	ps	ps	ps	ps	ps	ps	ps	ps	ps	ps	ps	ps	ps	0/0/0/0	INA	0/0/0/1
Clay, Kaelin								P	P	P	P	WR	P	P	P	WR	9/2/0/0	P	1/0/0/0
Coleman, Kurt	FS	FS	FS	FS	INA	INA	INA	FS	FS	FS	FS	FS	FS	FS	FS	INA	12/12/0/4	FS	1/1/0/0
Cox Jr., Bryan	ps	ps	ps	INA	P	INA	P	INA	INA	INA	INA	P	P	P	P	P	7/0/0/6	P	1/0/0/0
Cox, Demetrious	P	P	P	P	INA	INA	INA	IR	IR	IR	IR	IR	IR	IR	IR	IR	4/0/0/3	IR	0/0/0/0
Crume, Eric	ps																0/0/0/0		0/0/0/0
Davis, Thomas	WLB	WLB	WLB	WLB	WLB	WLB	WLB	WLB	WLB	WLB	WLB	WLB	WLB	WLB	SUS	WLB	15/15/0/0	WLB	1/1/0/0
Dickson, Ed	P	TE	TE	TE	TE	TE	TE	TE	TE	TE	TE	TE	TE	P	P	P	16/12/0/0	TE	1/1/0/0
Duke, Austin			ps	ps	ps	ps	ps									ps	0/0/0/0	ps	0/0/0/0
Elder, Corn	IR	IR	IR	IR	IR	IR	IR	IR	IR	IR	IR	IR	IR	IR	IR	IR	0/0/0/0	IR	0/0/0/0
France, Dan	IR	IR	IR	IR	IR	IR	IR	IR	IR	IR	IR	IR	IR	IR	IR	IR	0/0/0/0	IR	0/0/0/0
Frazier, Mose	ps	ps	ps	ps	ps	ps	ps	ps	ps	ps	ps	ps	ps	ps	P	INA	1/0/0/1	P	1/0/0/0
Funchess, Devin	WR	WR	WR	WR	WR	WR	WR	WR	WR	WR	WR	WR	WR	WR	WR	WR	16/16/0/0	WR	1/1/0/0
Gachkar, Andrew							P	P	INA	INA	INA	INA	P	P	P	P	6/0/0/4	P	1/0/0/0
Gano, Graham	P	P	P	P	P	P	P	P	P	P	P	P	P	P	P	P	16/0/0/0	P	1/0/0/0
Garrett, Keyarris	ps		psi														0/0/0/0		0/0/0/0
Gilbert, Garrett	ps	ps	ps	ps	ps	ps	INA	INA	INA	INA	INA	INA	INA	INA	INA	INA	0/0/0/10	INA	0/0/0/1
Gunter, LaDarius		INA	INA	P	INA	P	P	INA	INA	INA	INA	INA	INA	P	INA	INA	4/0/0/11	P	1/0/0/0
Hall, Daeshon	P	INA	INA	INA	IR	IR	IR	IR	IR	IR	IR	IR	IR	IR	IR	IR	1/0/0/3	IR	0/0/0/0
Hodges, Bucky		ps	ps	ps	ps	ps	ps	ps									0/0/0/0		0/0/0/0
Horton, Wes	P	P	P	P	P	P	P	P	P	P	P	P	P	P	P	P	16/0/0/0	P	1/0/0/0
Iddings, Drew	IR	IR	IR	IR	IR	IR	IR	IR	IR	IR	IR	IR	IR	IR	IR	IR	0/0/0/0	IR	0/0/0/0
Jacobs, Ben	P	P	P	P	P	P	P	P	P	P	P	P	P	P	P	P	16/0/0/0	P	1/0/0/0
Jansen, J.J.	P	P	P	P	P	P	P	P	P	P	P	P	P	P	P	P	16/0/0/0	P	1/0/0/0
Johnson, Charles L.	DE	DE	DE	DE	DE	DE	DE	DE	DE	DE	DE	SUS	SUS	SUS	SUS	P	12/11/0/0	INA	0/0/0/1
Johnson, Charles D.	IR	IR	IR	IR	IR	IR	IR	IR	IR	IR	IR	IR	IR	IR	IR	IR	0/0/0/0	IR	0/0/0/0
Jones, Colin	P	P	P	P	FS	FS	FS	P	P	P	P	P	DB	DB	DB	FS	16/7/0/0	P	1/0/0/0
Jones, Jamaal				ps	pa	ps	ps	ps	ps	ps	ps	ps	ps	ps	ps	ps	0/0/0/0	ps	0/0/0/0

Carolina Panthers - Participation Chart - PAGE 2

INA = Inactive ps = Practice Squad
 GP = Games Played psi = Practice Squad Injured
 GS = Games Started PUP = physically unable to perform
 DNP = Did Not Play EXE = roster exemption
 IR = Injured Reserve SUS = suspended

	San Francisco	BUFFALO	NEW ORLEANS	New England	Detroit	PHILADELPHIA	Chicago	Tampa Bay	ATLANTA	MIAMI	New York Jets	New Orleans	MINNESOTA	GREEN BAY	TAMPA BAY	Atlanta	Totals	Postseason	Totals
																	GP/GS/DNP/INA		GP/GS/DNP/INA
Kaaya, Brad	INA	INA	INA	INA	INA	INA											0/0/0/6		0/0/0/0
Kalil, Matt	LT	LT	LT	LT	LT	LT	LT	LT	LT	LT	LT	LT	LT	LT	LT	LT	16/16/0/0	LT	1/1/0/0
Kalil, Ryan	C	DNP	INA	INA	INA	INA	C	INA	INA	INA	DNP	INA	C	C	C	C	6/6/2/8	C	1/1/0/0
Kuechly, Luke	MLB	MLB	MLB	MLB	MLB	MLB	MLB	INA	MLB	MLB	MLB	MLB	MLB	MLB	MLB	MLB	15/15/0/1	MLB	1/1/0/0
Larsen, Tyler	P	C	C	C	C	C	C	P	C	C	C	C	INA	INA	P	P	14/10/0/2	P	1/0/0/0
Lotulelei, Star	DT	DT	DT	DT	DT	DT	DT	DT	DT	DT	DT	DT	DT	DT	DT	DT	16/16/0/0	DT	1/1/0/0
Love, Kyle	P	P	P	P	P	P	P	P	P	P	P	P	P	P	P	P	16/0/0/0	P	1/0/0/0
Luke, Cole	INA	IR	IR	IR	IR	IR	IR	IR	IR	IR	IR	IR	IR	IR	IR	IR	0/0/0/1	IR	0/0/0/0
Manhertz, Chris	P	P	P	TE	P	P	P	TE	P	P	TE	TE	P	P	P	P	16/4/0/0	IR	0/0/0/0
Mayo, David	P	P	P	P	P	P	MLB	P	P	P	P	P	P	P	P	P	16/1/0/0	P	1/0/0/0
McCaffrey, Christian	RB	P	RB	P	RB	P	RB	P	RB	RB	P	P	RB	RB	RB	RB	16/10/0/0	RB	1/1/0/0
McCray, L.J.	IR																0/0/0/0		0/0/0/0
Moore, Zach	ps	ps	ps	ps	ps	ps	ps	ps	ps	ps	ps	INA	INA	INA	INA	INA	0/0/0/5	ps	0/0/0/0
Moton, Taylor	P	P	P	P	P	P	P	P	P	P	P	P	P	P	P	P	16/0/0/0	P	1/0/0/0
Munnerlyn, Captain	P	P	P	P	P	P	P	P	P	P	INA	P	P	INA	P	P	14/0/0/2	P	1/0/0/0
Newton, Cam	QB	QB	QB	QB	QB	QB	QB	QB	QB	QB	QB	QB	QB	QB	QB	QB	16/16/0/0	QB	1/1/0/0
Norris, Jared	INA	P	P	P	P	P	P	P	P	P	P	P	IR	IR	IR	IR	11/0/0/1	P	1/0/0/0
Norwell, Andrew	LG	LG	LG	LG	LG	LG	LG	LG	LG	LG	LG	LG	LG	LG	LG	LG	16/16/0/0	LG	1/1/0/0
Obada, Efe	ps	ps	ps	ps	ps	ps	ps	ps	ps	ps	ps	ps	ps	ps	ps	ps	0/0/0/0	ps	0/0/0/0
Olsen, Greg	TE	TE	IR	IR	IR	IR	IR	IR	IR	IR	TE	INA	TE	TE	TE	TE	7/7/0/1	TE	1/1/0/0
Palardy, Michael	P	P	P	P	P	P	P	P	P	P	P	P	P	P	P	P	16/0/0/0	P	1/0/0/0
Parms, Damian	ps	ps	ps	ps	ps	ps	ps	ps	ps	ps	ps	ps	ps	ps	ps	ps	0/0/0/0	ps	0/0/0/0
Paysinger, Spencer													P	P	P		3/0/0/0		0/0/0/0
Peppers, Julius	P	P	P	P	P	P	P	P	P	P	P	DE	DE	DE	DE	DE	16/5/0/0	DE	1/1/0/0
Purcell, Mike						ps											0/0/0/0		0/0/0/0
Ross, Fred	IR	IR	IR	IR	IR	IR	IR	IR	IR	IR	IR	IR	IR	IR	IR	IR	0/0/0/0	IR	0/0/0/0
Samuel, Curtis	P	P	WR	INA	P	P	WR	P	WR	WR	IR	IR	IR	IR	IR	IR	9/4/0/1	IR	0/0/0/0
Sanchez, Zack							ps	ps	ps	ps	ps	ps	ps	ps	ps	ps	0/0/0/0	ps	0/0/0/0
Scott, Chris	IR																0/0/0/0		0/0/0/0
Seymour, Kevon	P	P	P	CB	P	P	P	P	P	P	P	CB	P	P	P	P	16/2/0/0	INA	0/0/0/1
Shepard, Russell	P	P	P	P	P	WR	P	P	P	WR	P	P	P	WR	INA	P	15/3/0/1	P	1/0/0/0
Short, Kawann	DT	DT	DT	DT	DT	DT	DT	DT	DT	DT	DT	DT	DT	DT	DT	DT	16/16/0/0	DT	1/1/0/0
Silatolu, Amini	P	P	P	P	P	P	P	P	P	P	P	INA	INA	RG	RG	RG	14/3/0/2	INA	0/0/0/1
Simmons, Jalen							ps	ps	ps	ps	ps	ps	ps				0/0/0/0		0/0/0/0
Simonson, Scott	IR	IR	IR	IR	IR	IR	IR	IR	IR	IR	IR	IR	IR	IR	IR	IR	0/0/0/0	IR	0/0/0/0
Southward, Dezmen	ps	ps	ps	ps	P	INA	ps	ps	ps	ps	ps	ps	ps	ps	ps	ps	1/0/0/1	ps	0/0/0/0
Stewart, Jonathan	RB	RB	P	RB	RB	RB	P	RB	RB	P	RB	RB	RB	P	P	INA	15/10/0/1	RB	1/1/0/0
Theus, John		INA	INA	INA	INA	INA	INA	INA	INA	INA	IR	IR	IR	IR	IR	IR	0/0/0/10	IR	0/0/0/0
Thompson, Shaq	SLB	SLB	SLB	SLB	SLB	SLB	SLB	SLB	SLB	SLB	SLB	SLB	INA	INA	SLB	SLB	14/14/0/2	SLB	1/1/0/0
Turner, Trai	RG	RG	RG	RG	RG	RG	RG	RG	RG	RG	RG	RG	RG	INA	INA	INA	13/13/0/3	RG	1/1/0/0
Van Roten, Greg	INA	INA	DNP	DNP	P	P	INA	P	P	P	P	P	P	P	INA	P	10/0/2/4	INA	0/0/0/1
Whittaker, Fozzy	P	P	P	P	P	P	INA	INA	INA	INA	P	P	P	P	P	P	12/0/0/4	P	1/0/0/0
Williams, Daryl	RT	RT	RT	RT	RT	RT	RT	RT	RT	RT	RT	RT	RT	RT	RT	RT	16/16/0/0	RT	1/1/0/0
Williams, Teddy	IR	IR	IR	IR	IR	IR	IR	IR	IR	IR	IR	IR	IR	IR	IR	IR	0/0/0/0	IR	0/0/0/0
Worley, Daryl	CB	CB	CB	INA	CB	CB	CB	CB	CB	CB	CB	P	CB	CB	CB	CB	15/14/0/1	CB	1/1/0/0
Yankey, David	IR	IR	IR	IR	IR	IR	IR	IR	IR	IR	IR	IR	IR	IR	IR	IR	0/0/0/0	IR	0/0/0/0

2017 SEASON SCORING PLAYS - CAROLINA PANTHERS

Date	Opponent	Scoring Play	Yards	Quarter	Conversion
9/10	at San Francisco	G. Gano Field Goal	36	2	
		J Stewart pass from C. Newton	9	3	G. Gano kick
		G. Gano Field Goal	20	3	
9/17 (W, 9-3)	BUFFALO	G. Gano Field Goal	34	1	
		G. Gano Field Goal	28	2	
		G. Gano Field Goal	20	4	
9/24 (L, 34-13)	NEW ORLEANS	G. Gano Field Goal	32	1	
		G. Gano Field Goal	48	2	
		C. Newton run	3	3	G. Gano kick
10/1 (W, 33-30)	at New England	G. Gano Field Goal	32	1	
		F. Whittaker pass from C. Newton	28	2	G. Gano kick
		D. Funchess pass from C. Newton	10	2	G. Gano kick
		D. Funchess pass from C. Newton	16	3	
		C. Newton run	7	4	G. Gano kick
10/8 (W, 27-24)	at Detroit	G. Gano Field Goal	21	1	
		C. McCaffrey pass from C. Newton	6	2	G. Gano kick
		D. Funchess pass from C. Newton	10	2	G. Gano kick
		K. Benjamin pass from C. Newton	31	3	G. Gano kick
		G. Gano Field Goal	44	3	
10/12 (L, 28-23)	PHILADELPHIA	G. Gano Field Goal	39	1	
		C. Newton run	16	2	G. Gano kick
		G. Gano Field Goal	20	3	
		G. Gano Field Goal	46	3	
		C. McCaffrey pass from C. Newton	1	4	G. Gano kick
10/22 (L, 17-3)	at Chicago	G. Gano Field Goal	36	2	
10/29 (W, 17-3)	at Tampa Bay	J. Stewart run	1	1	G. Gano kick
		G. Gano Field Goal	28	2	
		K. Benjamin pass from C. Newton	25	4	G. Gano kick
11/05 (W, 20-17)	ATLANTA	C. McCaffrey run	4	2	G. Gano kick
		C. Newton run	9	2	G. Gano kick
		G. Gano Field Goal	31	3	
		G. Gano Field Goal	45	3	
11/13 (W, 45-21)	MIAMI	G. Gano Field Goal	40	1	
		C. McCaffrey run	4	2	
		E. Dickson pass from C. Newton	7	2	G. Gano kick
		D. Funchess pass from C. Newton	28	3	G. Gano kick
		C. Artis-Payne run	12	3	
		C. McCaffrey pass from C. Newton	2	3	G. Gano kick
11/26 (W, 35-27)	at New York Jets	D. Funchess pass from C. Newton	32	4	G. Gano kick
		G. Gano Field Goal	40	1	
		C. Newton run	1	2	
		G. Gano Field Goal	33	2	
		J. Stewart run	2	3	
		L. Kuechly fumble return	34	4	C. Newton run
		K. Clay punt return	60	4	
G. Gano Field Goal	45	4			

3-Dec	at New Orleans	J. Stewart run	2	1	G. Gano kick
(L, 31-21)		C. McCaffrey pass from C. Newton	21	2	G. Gano kick
		D. Funchess pass from C. Newton	24	4	G. Gano kick
10-Dec	MINNESOTA	J. Stewart run	60	1	G. Gano kick
(W, 31-24)		J. Stewart run	1	2	G. Gano kick
		D. Funchess pass from C. Newton	18	3	G. Gano kick
		G. Gano Field Goal	41	3	
		J. Stewart run	1	4	G. Gano kick
17-Dec	GREEN BAY	C. McCaffrey pass from C. Newton	7	1	G. Gano kick
(W, 31-24)		G. Gano Field Goal	33	2	
		G. Olsen pass from C. Newton	30	3	G. Gano kick
		D. Byrd pass from C. Newton	9	3	G. Gano kick
		D. Byrd pass from C. Newton	13	4	G. Gano kick
24-Dec	TAMPA BAY	G. Gano Field Goal	25	1	
(W, 22-19)		G. Gano Field Goal	28	2	
		D. Byrd Kickoff Return	103	2	
		G. Gano Field Goal	30	3	
		C. Newton run	2	4	G. Gano kick
31-Dec	at Atlanta	D. Funchess pass from C. Newton	4	2	G. Gano kick
(L, 22-10)		G. Gano Field Goal	42	3	
7-Jan	at New Orleans	G. Gano Field Goal	27	2	
(L, 31-26)		G. Gano Field Goal	39	2	
		G. Gano Field Goal	58	2	
		G. Gano Field Goal	29	3	
		G. Olsen pass from C. Newton	14	4	G. Gano kick
		C. McCaffrey pass from C. Newton	56	4	G. Gano kick

2017 SEASON SCORING PLAYS - OPPONENTS

Date	Opponent	Scoring Play	Yards	Quarter	Conversion
9/10 (W, 23-3)	at San Francisco	R. Gould Field Goal	44	3	
9/17 (W, 9-3)	BUFFALO	S. Hauschka Field Goal	45	4	
9/24 (L, 34-13)	NEW ORLEANS	M. Thomas pass from D. Brees	5	1	W. Lutz kick
		B. Coleman pass from D. Brees	11	2	W. Lutz kick
		W. Lutz Field Goal	33	2	
		T. Ginn pass from D. Brees	40	3	W. Lutz kick
		W. Lutz Field Goal	50	4	
		A. Kamara run	25	4	W. Lutz kick
10/1 (W, 33-30)	at New England	S. Gostkowski Field Goal	41	1	
		C. Hogan pass from T. Brady	2	2	S. Gostkowski kick
		S. Gostkowski Field Goal	35	2	
		S. Gostkowski Field Goal	58	2	
		D. Lewis run	8	4	S. Gostkowski kick
		D. Amendola pass from T. Brady	1	4	S. Gostkowski kick
10/8 (W, 27-24)	at Detroit	M. Prater Field Goal	30	1	
		Z. Zenner run	1	2	M. Prater kick
		D. Fells pass from M. Stafford	4	4	M. Prater kick
		D. Fells pass from M. Stafford	20	4	M. Prater kick
10/12 (L, 28-23)	PHILADELPHIA	J. Elliott Field Goal	50	1	
		Z. Ertz pass from C.Wentz	1	2	J. Elliott kick
		Z. Ertz pass from C.Wentz	17	3	L. Blount run
		J. Elliott Field Goal	48	3	
		N. Agholor pass from C.Wentz	24	4	J. Elliott kick
10/22 (L, 17-3)	at Chicago	E. Jackson fumble return	75	1	C. Barth kick
		E. Jackson interception return	76	2	C. Barth kick
		C. Barth Field Goal	19	2	
10/29 (W, 17-3)	at Tampa Bay	P. Murray Field Goal	41	3	
11/5 (W,20-17)	ATLANTA	M. Bryant Field Goal	40	1	
		M. Sanu pass from M. Ryan	61	1	M. Bryant kick
		T. Coleman pass from M. Ryan	92	4	M. Bryant kick
11/13 (W, 45-21)	MIAMI	J. Thomas pass from J. Cutler	2	2	C. Parkey kick
		K. Drake run	66	3	C. Parkey kick
		J. Landry pass from J. Cutler	9	4	C. Parkey kick
11/26 (W, 35-27)	at New York Jets	C. Catanzaro Field Goal	31	1	
		R. Anderson pass from J. McCown	33	2	C. Catanzaro kick
		R. Anderson pass from J. McCown	54	3	C. Catanzaro kick
		C. Catanzaro Field Goal	19	4	
		J. Kearsse pass from J. McCown	3	4	C. Catanzaro kick
3-Dec (L, 31-21)	at New Orleans	A. Kamara run	2	1	W. Lutz kick
		M. Ingram run	3	2	W. Lutz kick
		M. Thomas pass from D. Brees	10	2	W. Lutz kick
		A. Kamara run	20	3	W. Lutz kick
		W. Lutz Field Goal			
10-Dec (W, 31-24)	MINNESOTA	K. Rudolph pass from C. Keenum	18	1	K. Forbath kick
		K. Forbath Field Goal	30	2	

		K. Forbath Field Goal	22	2	
		A. Thielen pass from C. Keenum	52	4	K. Forbath kick
		K. Forbath Field Goal	27	4	
17-Dec	GREEN BAY	D. Adams pass from A. Rodgers	13	1	M. Crosby kick
(W, 31-24)		R. Cobb pass from A. Rodgers	33	2	M. Crosby kick
		M. Crosby Field Goal	28	3	
		R. Rodgers pass from A. Rodgers	24	4	M. Crosby kick
24-Dec	TAMPA BAY	P. Murray Field Goal	31	1	
(W, 22-19)		P. Murray Field Goal	41	2	
		P. Murray Field Goal	21	2	
		B. Wilson pass from J. Winston	18	3	P. Murray kick
		B. Murray Field Goal	26	4	
12/31	at Atlanta	D. Freeman pass from M. Ryan	19	1	M. Bryant kick
(L, 22-10)		M. Bryant Field Goal	30	3	
		M. Bryant Field Goal	42	3	
		M. Bryant Field Goal	30	4	
		M. Bryant Field Goal	56	4	
		M. Bryant Field Goal	33	4	
7-Jan	at New Orleans	T. Ginn pass from D. Brees	80	1	W. Lutz kick
(L, 31-26)		J. Hill pass from D. Brees	9	2	W. Lutz kick
		Z. Line pass from D. Brees	1	2	W. Lutz kick
		W. Lutz Field Goal	57	3	
		A. Kamara run	2	4	W. Lutz kick

2017 BIG PASS PLAYS (20+)

DATE	W/L	OPPONENT	PANTHERS BIG PLAY	YDS	OPPONENT BIG PLAY	YDS
09/10	W	at San Francisco	C. Newton to R. Shepard	40t	B. Hoyer to P. Garcon	22
			C. Newton to K. Benjamin	25	B. Hoyer to P. Garcon	21
09/17	W	BUFFALO	C. Newton to D. Funchess	24	none	
			C. Newton to D. Funchess	21		
			C. Newton to E. Dickerson	20		
09/24	L	NEW ORLEANS	C. Newton to C. McCaffrey	37	D. Brees to T. Ginn	40t
			C. Newton to D. Funchess	21	D. Brees to M. Thomas	26
					D. Brees to M. Ingram	25
					D. Brees to C. Fleener	21
10/01	W	at New England	C. Newton to K. Benjamin	43	T. Brady to R. Gronkowski	43
			C. Newton to K. Benjamin	39	T. Brady to C. Hogan	26
			C. Newton to F. Whittaker	28t		
			C. Newton to E. Dickson	25		
			C. Newton to E. Dickson	24		
10/08	W	at Detroit	C. Newton to E. Dickson	64	M. Stafford to J. Abbrederis	25
			C. Newton to E. Dickson	57	M. Stafford to G. Tate	22
			C. Newton to K. Benjamin	31t	M. Stafford to T. Riddick	21
			C. Newton to E. Dickson	23	M. Stafford to D. Fells	20t
			C. Newton to J. Stewart	21		
10/12	L	PHILADELPHIA	C. Newton to D. Funchess	20	C. Wentz to A. Jeffery	37
					C. Wentz to N. Agholor	24
					C. Wentz to N. Agholor	24t
					C. Wentz to M. Hollins	20
10/22	L	at Chicago	C. Newton to K. Benjamin	37	M. Trubisky to T. Cohen	70
			C. Newton to D. Funchess	20	M. Trubisky to Z. Miller	24
			C. Newton to C. McCaffrey	20		
			C. Newton to C. Samuel	20		
10/29	W	at Tampa Bay	C. Newton to K. Benjamin	25t	J. Winston to C. Brate	23
11/05	W	ATLANTA	C. Newton to D. Funchess	39	M. Ryan to T. Gabriel	40
			C. Newton to D. Funchess	33	M. Ryan to Ju. Jones	34
					M. Ryan to Ju. Jones	26
					M. Ryan to Ju. Jones	21
11/13	W	MIAMI	C. Newton to D. Funchess	32t	J. Cutler to D. Parker	24
			C. Newton to D. Funchess	28t	J. Cutler to K. Stills	21
			C. Newton to C. Samuel	23		
			C. Newton to E. Dickson	20		
11/26	W	at New York Jets	C. Newton to D. Funchess	35	J. McCown to R. Anderson	54t
			C. Newton to D. Funchess	32	J. McCown to J. Kearse	42
			C. Newton to C. McCaffrey	26	J. McCown to R. Anderson	33t
			C. Newton to D. Funchess	21	J. McCown to R. Anderson	28
					J. McCown to R. Anderson	20
12/3	L	at New Orleans	C. Newton to D. Funchess	24t	D. Brees to M. Thomas	32
			C. Newton to C. McCaffrey	21t	D. Brees to W. Snead	26
			C. Newton to D. Funchess	20	D. Brees to M. Thomas	22
					D. Brees to A. Kamara	22
				D. Brees to T. Ginn	21	

12/10	W	MINNESOTA	C. Newton to D. Funchess	22	C. Keenum to A. Thielen	52t
			C. Newton to D. Byrd	21	C. Keenum to S. Diggs	22
			C. Newton to C. McCaffrey	20		
12/17	W	GREEN BAY	C. Newton to G. Olsen	30t	A. Rodgers to R. Rodgers	36
			C. Newton to C. McCaffrey	21	A. Rodgers to R. Cobb	33t
			C. Newton to C. McCaffrey	20	A. Rodgers to R. Rodgers	24t
			C. Newton to G. Olsen	20	A. Rodgers to R. Cobb	23
12/24	W	TAMPA BAY	C. Newton to D. Byrd	31	J. Winston to C. Godwin	70
			C. Newton to B. Bersin	23	J. Winston to F. Martino	39
					J. Winston to A. Humphries	36
					J. Winston to M. Evans	30
					J. Winston to M. Evans	28
12/31	L	at Atlanta	C. Newton to D. Funchess	44	M. Ryan to M. Sanu	31
			C. Newton to B. Bersin	27	M. Ryan to Ju. Jones	27
			C. Newton to C. McCaffrey	20	M. Ryan to D. Freeman	26
					M. Ryan to A. Hooper	24
1/7	L	at New Orleans*	C. Newton to C. McCaffrey	56t	D. Brees to T. Ginn	80t
			C. Newton to D. Funchess	24	D. Brees to M. Thomas	46
			C. Newton to G. Olsen	24	D. Brees to J. Hill	25
			C. Newton to G. Olsen	22		
			C. Newton to K. Clay	21		
TOTAL			PANTHERS 53 plays	64 long	OPPONENTS 53 plays	70 long

*POSTSEASON

2017 BIG RUN PLAYS (10+)

DATE	W/L	OPPONENT	PANTHERS BIG PLAY	YDS	OPPONENT BIG PLAY	YDS
09/10	W	at San Francisco	C. McCaffrey	11	C. Hyde	18
			J. Stewart	10	C. Hyde	12
09/17	W	BUFFALO	C. Newton	15	T. Taylor	13
			J. Stewart	10	T. Taylor	12
					T. Taylor	11
09/24	L	NEW ORLEANS	C. Samuel	31	A. Kamara	25t
			J. Stewart	17	M. Ingram	15
			C. Newton	10	T. Ginn	15
					M. Ingram	11
					A. Peterson	11
10/01	W	at New England	J. Stewart	15	M. Gillislee	13
			J. Stewart	14		
			C. Newton	13		
			D. Byrd	12		
10/08	W	at Detroit	none		A. Abdullah	16
					Z. Zenner	14
					A. Abdullah	12
10/12	L	PHILADELPHIA	C. Newton	16t	C. Wentz	21
			C. Newton	16	L. Blount	18
					L. Blount	14

10/22	L	at Chicago	C. Newton J. Stewart	14 13	Jo. Howard	11
10/29	W	at Tampa Bay	C. Newton C. Artis-Payne J. Stewart C. Samuel	12 20 11 11	D. Martin D. Martin	17 14
11/05	W	ATLANTA	C. Newton C. McCaffrey C. Samuel R. Shepard C. Newton	34 17 14 11 10	D. Freeman	20
11/13	W	MIAMI	C. Newton C. Artis-Payne J. Stewart J. Stewart C. McCaffrey	69 43 18 16 16	S. Young D. Williams	66t 11
11/26	W	at New York Jets	C. McCaffrey K. Clay	40 29	J. McCown B. Powell	22 14
12/3	L	at New Orleans	C. Newton J. Stewart	32 10	M. Ingram A. Kamara A. Kamara	72 20t 17
12/10	W	MINNESOTA	C. Newton J. Stewart C. Newton	62 60t 13	J. McKinnon C. Keenum L. Murray	17 15 11
12/17	W	GREEN BAY	C. McCaffrey	15	A. Jones A. Jones A. Rodgers	23 20 12
12/24	W	TAMPA BAY	C. Newton C. McCaffrey	17 10	P. Barber	34
12/31	L	at Atlanta	C. Newton C. Artis-Payne	17 12	M. Ryan	13
1/7	L	at New Orleans*	J. Stewart C. Newton	29 10	none	
TOTAL			PANTHERS 44 plays	69 long	OPPONENTS 36 plays	72 long

*POSTSEASON

2017 REGULAR SEASON GIVE-AWAYS

DATE	W/L	OPPONENT	TURNOVER	QTR	RETURNED TO	RESULT
09/10	W	at San Francisco	C. Newton intercepted by J. Tartt C. McCaffrey fumble recovered by R. Robinson	2 4	SF 38 CAR 31	Downs Downs
09/17	W	BUFFALO	none			
09/24	L	NEW ORLEANS	C. Newton intercepted by P. Williams C. Newton intercepted by M. Williams C. Newton intercepted by K. Vaccaro	2 4 4	CAR 24 CAR 44 CAR 35	TOUCHDOWN Missed FG TOUCHDOWN

10/01	W	at New England	C. Newton intercepted by M. Butler J. Stewart fumble recovered by E. Roberts	1 3	NE 26 NE 7	TOUCHDOWN Punt
10/08	W	at Detroit	none			
10/12	L	PHILADELPHIA	C. Newton intercepted by R. Douglas C. Newton intercepted by P. Robinson C. Newton intercepted by J. Mills	2 3 4	CAR 12 CAR 17 PHI 16	TOUCHDOWN TOUCHDOWN Punt
10/22	L	at Chicago	C. Newton fumble recovered by E. Jackson C. Newton intercepted by E. Jackson C. Newton intercepted by D. Trevathan	1 2 4	End Zone End Zone CAR 38	TOUCHDOWN TOUCHDOWN Punt
10/29	W	at Tampa Bay	C. Newton interceped by C. Conte	3	TB 36	Punt
11/05	W	ATLANTA	J. Stewart fumble recovered by K. Neal J. Stewart fumble recovered by D. Trufant	1 1	ATL 39 ATL 20	TOUCHDOWN Punt
11/13	W	MIAMI	none			
11/26	W	at New York Jets	none			
12/3	L	at New Orleans	K. Clay fumble recovered by C. Robertson	4	CAR 47	FIELD GOAL
12/10	W	MINNESOTA	C. Newton intercepted by A. Sendejo	4	CAR 6	FIELD GOAL
12/17	W	GREEN BAY	none			
12/24	W	TAMPA BAY	C. Newton intercepted by K. Alexander	3	CAR 49	TOUCHDOWN
12/31	L	at Atlanta	C. Newton intercepted by R. Allen C. Newton intercepted by K. Neal C. Newton intercepted by R. Alford	3 4 4	CAR 39 CAR 23 Touchback	FIELD GOAL FIELD GOAL End of Game

2017 REGULAR SEASON TAKE-AWAYS

DATE	W/L	OPPONENT	TURNOVER	QTR	RETURNED TO	RESULT
09/10	W	at San Francisco	B. Hoyer fumble recovered by S. Lotulelei B. Hoyer intercepted by L. Kuechly	1 3	SF 42 SF 28	TOUCHDOWN TOUCHDOWN
09/17	W	BUFFALO	none			
09/24	L	NEW ORLEANS	none			
10/01	W	at New England	none			
10/08	W	at Detroit	M. Stafford fumble recovered by T. Davis	3	DET 23	FIELD GOAL
10/12	L	PHILADELPHIA	C. Wentz fumble recoverd by K. Short	1	CAR 47	Punt
10/22	L	at Chicago	none			
10/29	W	at Tampa Bay	J. Winston fumble recovered by K. Coleman J. Winston intercepted by M. Adams J. Winston intercepted by L. Kuechly	2 4 4	CAR 33 TB 48 CAR 25	Punt TOUCHDOWN Punt
11/05	W	ATLANTA	M. Ryan intercepted by M. Adams	2	ATL 31	TOUCHDOWN

11/13	W	MIAMI	J. Cutler intercepted by L. Kuechly	2	MIA 35	TOUCHDOWN
11/26	W	at New York Jets	J. McCown fumble recovered by L. Kuechly	4	End Zone	TOUCHDOWN
12/3	L	at New Orleans	J. Hill fumble recovered by L. Kuechly	2	NO 45	TOUCHDOWN
12/10	W	MINNESOTA	C. Keenum intercepted by D. Worley	1	CAR 31	TOUCHDOWN
			C. Keenum fumble recovered by M. Adams	3	MIN 35	FIELD GOAL
			C. Keenum intercepted by J. Bradberry	4	CAR 28	Punt
12/17	W	GREEN BAY	A. Rodgers intercepted by D. Worley	2	CAR 39	Punt
			A. Rodgers intercepted by C. Jones	3	GB 34	TOUCHDOWN
			A. Rodgers intercepted by J. Bradberry	3	CAR 26	Punt
			G. Allison fumble recovered by M. Adams	4	CAR 28	End of Game
12/24	W	TAMPA BAY	J. Winston fumble recovered by B. Cox	1	TB 33	FIELD GOAL
			J. Winston fumble recovered by J. Peppers	2	CAR 19	FIELD GOAL
			J. Winston fumble recovered by J. Peppers	4	TB 18	End of Game
12/31	L	at Atlanta	none			

2017 REGULAR SEASON TURNOVER SUMMARY

OFFENSE:	22	GIVE-AWAYS	76	Opponents' Points	9 TD	4 FG	8 XP	1 2PT
DEFENSE:	21	TAKE-AWAYS	76	Panthers Points	9 TD	4 FG	8 XP	1 2PT
	-1		0	NET POINTS				

2017 POSTSEASON GIVE-AWAYS

DATE	W/L	OPPONENT	TURNOVER	QTR	RETURNED TO	RESULT
1/7	L	at New Orleans	None	N/A	N/A	N/A

2017 POSTSEASON TAKE-AWAYS

DATE	W/L	OPPONENT	TURNOVER	QTR	RETURNED TO	RESULT
1/7	L	at New Orleans	D. Brees intercepted by M. Adams	4	CAR 31	Turnover on Downs

2017 POSTSEASON TURNOVER SUMMARY

OFFENSE:	0	GIVE-AWAYS	0	Opponents' Points	0 TD	0 FG	0 XP	0 2PT
DEFENSE:	0	TAKE-AWAYS	0	Panthers Points	0 TD	0 FG	0 XP	0 2PT
	1		0	NET POINTS				

2017 INSIDE-THE-20 PRODUCTION

PANTHERS

	POSS	TD	PAT	2-Pt.	FG	Missed FG	INT	FUMBLE	DOWNS	HALF	GAME	POINTS	TD %	SCORE PCT.	PTS./POSS
09/10 at San Francisco	3	1	1	0	2	0	0	0	0	0	0	13	33.3%	100.0%	4.33
09/17 BUFFALO	3	0	0	0	3	0	0	0	0	0	0	9	16.6%	100.0%	3.00
09/24 NEW ORLEANS	2	1	1	0	1	0	0	0	0	0	0	10	50.0%	100.0%	5.00
10/01 at New England	5	3	2	0	1	0	0	1	0	0	0	23	60.0%	80.0%	4.60
10/08 at Detroit	3	2	2	0	1	0	0	0	0	0	0	17	66.7%	100.0%	5.67
10/12 PHILADELPHIA	3	2	2	0	1	0	0	0	0	0	0	17	66.7%	100.0%	5.67
10/22 at Chicago	2	0	0	0	1	0	0	0	0	1	0	3	0.0%	50.0%	1.50
10/29 at Tampa Bay	3	2	2	0	1	0	0	0	0	0	0	17	66.7%	100.0%	5.67
11/05 ATLANTA	4	2	2	0	1	0	0	0	1	0	0	17	50.0%	75.0%	4.25
11/13 MIAMI	4	4	4	0	0	0	0	0	0	0	0	28	100.0%	100.0%	7.00
11/26 at New York Jets	3	2	0	0	1	0	0	0	0	0	0	15	66.7%	100.0%	5.00
12/3 at New Orleans	2	1	1	0	0	0	0	0	1	0	0	7	50.0%	50.0%	3.50
12/10 MINNESOTA	4	3	3	0	0	0	0	0	0	0	1	21	75.0%	75.0%	5.25
12/17 GREEN BAY	4	3	3	0	1	0	0	0	0	0	0	24	75.0%	100.0%	6.00
12/24 TAMPA BAY	5	1	1	0	3	0	0	0	0	0	1	16	20.0%	80.0%	3.20
12/31 at Atlanta	2	1	1	0	0	0	1	0	0	0	0	7	50.0%	50.0%	3.50
TOTALS	52	28	25	0	17	0	1	1	2	1	2	244	53.8%	86.5%	4.69
1/7 at New Orleans*	4	1	1	0	2	1	0	0	0	0	0	13	25.0%	75.0%	3.25
PLAYOFF TOTALS	4	1	1	0	2	1	0	0	0	0	0	13	25.0%	75.0%	3.25

OPPONENTS

	POSS	TD	PAT	2-Pt.	FG	Missed FG	INT	FUMBLE	DOWNS	HALF	GAME	POINTS	TD %	SCORE PCT.	PTS./POSS
09/10 at San Francisco	1	0	0	0	0	0	0	0	1	0	0	0	0.0%	0.0%	0.00
09/17 BUFFALO	0	0	0	0	0	0	0	0	0	0	0	0	0.0%	0.0%	0.00
09/24 NEW ORLEANS	3	2	2	0	1	0	0	0	0	0	0	17	66.6%	100.0%	5.66
10/01 at New England	4	3	3	0	1	0	0	0	0	0	0	24	75.0%	100.0%	6.00
10/08 at Detroit	3	2	2	0	1	0	0	0	0	0	0	17	66.7%	100.0%	5.67
10/12 PHILADELPHIA	2	2	2	1	0	0	0	0	0	0	0	15	100.0%	100.0%	7.50
10/22 at Chicago	1	0	0	0	1	0	0	0	0	0	0	3	0.0%	100.0%	3.00
10/29 at Tampa Bay	1	0	0	0	0	0	0	0	1	0	0	0	0.0%	0.0%	0.00
11/05 ATLANTA	2	2	2	0	0	0	0	0	0	0	0	14	100.0%	100.0%	7.00
11/13 MIAMI	2	2	2	0	0	0	0	0	0	0	0	14	100.0%	100.0%	7.00
11/26 at New York Jets	3	1	1	0	2	0	0	0	0	0	0	13	33.3%	100.0%	4.33
12/3 at New Orleans	5	3	3	0	1	1	0	0	0	0	0	24	60.0%	80.0%	4.80
12/10 MINNESOTA	4	1	1	0	3	0	0	0	0	0	0	16	25.0%	100.0%	4.00
12/17 GREEN BAY	2	1	1	0	1	0	0	0	0	0	0	10	50.0%	100.0%	5.00
12/24 TAMPA BAY	6	1	1	0	4	0	0	1	0	0	0	19	16.6%	83.3%	3.16
12/31 at Atlanta	5	1	1	0	4	0	0	0	0	0	0	19	20.0%	100.0%	3.80
TOTALS	44	21	21	1	19	1	0	1	2	0	0	205	47.7%	90.9%	4.64
1/7 at New Orleans*	3	3	3	0	0	0	0	0	0	0	0	21	100.0%	100.0%	7.00
PLAYOFF TOTALS	3	3	3	0	0	0	0	0	0	0	0	21	100.0%	100.0%	7.00

2017 BALL POSSESSION AND DRIVE CHART

Carolina Panthers at San Francisco 49ers (09/10/17)

San Francisco (25:39) AVERAGE - SF 30

NO	BEGIN	POSS	PLAYS	YDS	PEN	NET	LAST	RESULT
1	SF 18	4:15	6	46	-10	36	CAR 46	Punt
2	SF 24	1:29	4	18	0	18	50	Fumble
3	SF 25	2:15	4	12	-5	7	SF 32	Punt
4	SF 27	1:53	3	-1	-10	-11	SF 16	Punt
5	SF 38	3:19	7	10	0	10	CAR 44	Downs
6	SF 25	2:41	6	30	0	30	CAR 45	Downs
7	SF 25	0:35	2	14	0	14	SF 39	Interception
8	SF 25	1:20	3	4	0	14	SF 29	Punt
9	SF 25	3:03	10	54	-5	49	CAR 26	FIELD GOAL
10	CAR 31	4:49	10	30	0	30	CAR 1	Downs

CAROLINA (34:21) AVERAGE - CAR 34

BEGIN	POSS	PLAYS	YDS	PEN	NET	LAST	RESULT
CAR 25	2:58	6	13	0	13	CAR 38	Punt
CAR 14	1:43	3	4	0	4	CAR 18	Punt
SF 42	1:35	3	42	0	42	SF 40	TOUCHDOWN
CAR 22	1:38	3	7	0	7	CAR 29	Punt
CAR 25	2:28	4	10	20	30	SF 45	Interception
SF 48	3:04	8	27	0	27	SF 21	FIELD GOAL
CAR 45	0:42	7	42	-5	37	SF 18	FIELD GOAL
SF 28	3:01	5	24	4	28	SF 9	TOUCHDOWN
CAR 32	6:53	11	66	0	66	SF 2	FIELD GOAL
CAR 25	1:31	3	3	5	8	CAR 39	Fumble
CAR 1	8:48	13	47	0	47	CAR 49	End of Game

Buffalo Bills at Carolina Panthers (09/17/17)

Buffalo (21:07) AVERAGE - BUF 21

NO	BEGIN	POSS	PLAYS	YDS	PEN	NET	LAST	RESULT
1	BUF 25	1:06	3	9	0	9	BUF 34	Punt
2	BUF 10	2:01	3	7	0	7	BUF 17	Punt
3	BUF 2	3:08	6	21	-11	10	BUF 12	Punt
4	BUF 25	0:32	3	4	-8	-4	BUF 21	Punt
5	BUF 21	0:06	1	-2	0	-2	BUF 21	End of Half
6	BUF 25	2:27	6	25	5	30	CAR 44	Downs
7	BUF 21	2:13	4	7	0	7	BUF 28	Punt
8	BUF 14	2:50	6	23	0	23	BUF 37	Punt
9	BUF 43	4:18	9	30	0	30	CAR 27	FIELD GOAL
10	BUF 25	2:26	11	52	-10	42	CAR 33	Downs

CAROLINA (38:53) AVERAGE - CAR 31

BEGIN	POSS	PLAYS	YDS	PEN	NET	LAST	RESULT
CAR 25	6:11	13	59	0	59	BUF 16	FIELD GOAL
CAR 14	5:18	8	41	0	41	BUF 45	Punt
CAR 40	3:23	6	21	0	21	BUF 39	Punt
CAR 44	6:51	10	61	-15	46	BUF 10	FIELD GOAL
CAR 38	1:24	4	11	-10	1	CAR 39	Punt
CAR 46	1:58	3	-3	-5	-8	CAR 38	Punt
CAR 30	2:09	3	-2	-5	-7	CAR 23	Punt
CAR 18	2:56	6	0	0	0	CAR 18	Punt
CAR 25	8:34	15	68	5	73	BUF 2	FIELD GOAL
CAR 33	0:09	1	-1	0	-1	CAR 33	End of Game

New Orleans Saints at Carolina Panthers (09/24/17)

New Orleans (31:09) AVERAGE - NO 38

NO	BEGIN	POSS	PLAYS	YDS	PEN	NET	LAST	RESULT
1	NO 25	5:57	13	75	0	75	CAR 5	TOUCHDOWN
2	NO 25	1:43	4	23	0	23	NO 48	Punt
3	CAR 24	2:08	4	24	0	24	CAR 11	TOUCHDOWN
4	NO 31	4:43	10	54	0	54	CAR 15	FIELD GOAL
5	NO 25	3:51	8	75	0	75	CAR 40	TOUCHDOWN
6	NO 20	1:31	3	7	0	0	NO 27	Punt
7	NO 25	4:21	7	54	-10	44	CAR 31	FIELD GOAL
8	CAR 44	2:13	4	7	0	7	CAR 37	Missed FG
9	CAR 35	2:16	4	35	0	35	CAR 25	TOUCHDOWN
10	NO 30	2:26	3	8	0	8	NO 38	Punt

CAROLINA (28:48) AVERAGE - CAR 25

BEGIN	POSS	PLAYS	YDS	PEN	NET	LAST	RESULT
CAR 25	8:41	15	61	0	61	NO 14	FIELD GOAL
CAR 25	4:36	8	50	-5	45	NO 30	FIELD GOAL
CAR 11	1:13	4	13	0	13	CAR 24	Interception
CAR 25	0:59	3	0	0	0	CAR 25	Punt
CAR 25	4:09	8	40	0	40	NO 35	Punt
CAR 17	4:11	7	83	0	83	NO 3	TOUCHDOWN
CAR 25	0:47	3	4	0	4	CAR 29	Interception
CAR 46	1:59	4	8	0	8	NO 46	Interception
CAR 32	0:29	3	0	0	0	CAR 32	Punt
CAR 21	0:03	6	29	0	29	50	End of Game

Carolina Panthers at New England Patriots (10/01/17)

New England (31:07) AVERAGE - NE 26

NO	BEGIN	POSS	PLAYS	YDS	PEN	NET	LAST	RESULT
1	NE 25	3:13	8	52	0	52	CAR 23	FIELD GOAL
2	NE 25	3:14	5	13	-10	3	NE 28	Punt
3	NE 26	5:32	11	51	23	74	CAR 2	TOUCHDOWN
4	NE 26	5:11	12	57	0	57	CAR 17	FIELD GOAL
5	NE 25	0:26	4	35	0	35	CAR 40	FIELD GOAL
6	NE 7	3:02	7	25	0	25	NE 32	Punt
7	NO 25	1:59	4	16	0	16	NE 41	Punt
8	NE 25	4:12	9	75	0	75	CAR 8	TOUCHDOWN
9	CAR 49	4:18	10	49	0	49	CAR 1	TOUCHDOWN

CAROLINA (28:53) AVERAGE - CAR 27

BEGIN	POSS	PLAYS	YDS	PEN	NET	LAST	RESULT
CAR 25	4:06	8	61	0	61	NE 14	FIELD GOAL
CAR 36	1:16	3	7	0	7	CAR 43	Interception
CAR 25	2:58	6	75	0	75	NE 28	TOUCHDOWN
CAR 16	4:04	9	84	0	84	NE 10	TOUCHDOWN
CAR 25	2:41	6	66	0	66	NE 13	Fumble
CAR 32	6:30	11	63	5	68	NE 16	TOUCHDOWN
CAR 36	2:50	6	59	5	64	NE 7	TOUCHDOWN
CAR 21	1:19	3	-7	0	-7	CAR 14	Punt
CAR 24	3:09	10	36	10	46	NE 30	FIELD GOAL

Carolina Panthers at Detroit Lions (10/08/17)

Detroit (24:37) AVERAGE - DET 30

NO	BEGIN	POSS	PLAYS	YDS	PEN	NET	LAST	RESULT
1	DET 25	3:28	8	33	-30	63	CAR 12	FIELD GOAL
2	DET 26	0:55	3	-2	0	-2	DET 24	Punt
3	DET 22	5:19	9	60	18	78	CAR 1	TOUCHDOWN
4	DET 25	1:58	3	18	-10	8	DET 33	Punt
5	DET 37	1:29	3	7	0	7	DET 44	Punt
6	DET 25	0:48	3	-7	0	-7	DET 18	End of Half
7	DET 30	0:08	1	-5	0	-5	DET 30	Fumble
8	DET 25	1:48	3	2	0	2	DET 27	Punt
9	DET 20	2:45	6	25	0	25	DET 49	Downs
10	DET 45	1:58	4	-11	5	-6	DET 39	Punt
11	DET 31	3:10	8	69	0	69	CAR 4	TOUCHDOWN
12	DET 47	0:51	6	53	0	53	CAR 20	TOUCHDOWN

CAROLINA (35:23) AVERAGE - CAR 32

BEGIN	POSS	PLAYS	YDS	PEN	NET	LAST	RESULT
CAR 21	3:45	5	43	-30	13	CAR 34	Punt
CAR 36	3:01	6	61	0	61	DET 3	FIELD GOAL
CAR 25	2:28	5	75	0	75	DET 6	TOUCHDOWN
CAR 26	2:39	3	-9	0	-9	CAR 17	Punt
CAR 27	4:10	11	73	0	73	DET 10	TOUCHDOWN
CAR 25	4:17	8	80	-5	75	DET 31	TOUCHDOWN
CAR 23	1:09	4	-3	0	-3	DET 26	FIELD GOAL
CAR 32	1:39	3	8	0	8	CAR 40	Punt
DET 45	4:06	7	8	0	8	DET 37	Missed FG
CAR 19	3:12	6	11	0	11	CAR 30	Punt
CAR 14	1:35	3	3	-7	-4	CAR 10	Punt
CAR 23	3:22	6	12	0	12	CAR 37	End of Game

Philadelphia Eagles at Carolina Panthers (10/12/17)

Philadelphia (28:34) AVERAGE - PHI 33

NO	BEGIN	POSS	PLAYS	YDS	PEN	NET	LAST	RESULT
1	PHI 25	1:57	5	39	0	39	CAR 35	Fumble
2	PHI 15	5:18	11	63	-10	53	CAR 32	FIELD GOAL
3	PHI 25	1:34	4	21	-20	1	PHI 26	Punt
4	PHI 11	1:19	3	-2	0	-2	PHI 9	Punt
5	PHI 25	2:44	6	18	0	18	PHI 43	Punt
6	CAR 12	3:54	7	12	0	12	CAR 1	TOUCHDOWN
7	CAR 17	0:08	2	17	0	17	CAR 17	TOUCHDOWN
8	PHI 25	3:17	7	45	0	45	CAR 30	FIELD GOAL
9	PHI 17	0:21	3	0	0	0	PHI 17	Punt
10	PHI 25	3:28	6	84	-9	75	CAR 24	TOUCHDOWN
11	PHI 25	2:15	3	12	-5	7	PHI 32	Punt
12	PHI 16	1:03	3	3	0	3	PHI 19	Punt
13	PHI 48	1:16	2	-2	0	-2	PHI 47	End of Game

CAROLINA (31:26) AVERAGE - CAR 30

BEGIN	POSS	PLAYS	YDS	PEN	NET	LAST	RESULT
CAR 47	0:48	3	1	0	1	CAR 48	Punt
CAR 25	4:40	9	33	21	54	PHI 21	FIELD GOAL
CAR 31	1:51	3	8	0	8	CAR 39	Punt
PHI 43	1:59	4	43	0	43	PHI 16	TOUCHDOWN
CAR 9	1:24	3	5	0	5	CAR 14	Interception
CAR 28	2:32	12	32	0	32	PHI 40	Downs
CAR 20	0:53	3	-2	0	-2	CAR 18	Interception
CAR 35	2:40	7	23	40	63	PHI 2	FIELD GOAL
CAR 25	1:36	3	9	0	9	CAR 34	Punt
CAR 34	2:42	7	37	0	37	PHI 29	FIELD GOAL
CAR 25	6:51	13	64	11	75	PHI 1	TOUCHDOWN
CAR 23	3:06	10	31	5	36	PHI 41	Interception
CAR 31	0:47	5	21	0	21	PHI 48	Downs

Carolina Panthers at Chicago Bears (10/22/17)

Chicago (21:25) AVERAGE - CHI 29

NO	BEGIN	POSS	PLAYS	YDS	PEN	NET	LAST	RESULT
1	CHI 29	1:38	3	7	0	7	CHI 36	Punt
2	CHI 32	3:53	9	34	0	34	CAR 34	Missed FG
3	CHI 25	2:08	5	74	0	74	CAR 1	FIELD GOAL
4	CHI 25	1:22	3	1	0	1	CHI 26	Punt
5	CHI 24	1:50	3	5	0	5	CHI 29	Punt
6	CHI 10	2:04	3	0	0	0	CHI 10	Punt
7	CHI 15	2:16	3	5	0	5	CHI 20	Punt
8	CHI 38	2:38	3	7	-15	-8	CAR 46	Punt
9	CHI 36	3:36	7	20	0	20	CAR 43	End of Game

CAROLINA (38:35) AVERAGE - CAR 25

BEGIN	POSS	PLAYS	YDS	PEN	NET	LAST	RESULT
CAR 25	6:01	9	50	0	50	CHI 24	Fumble
CAR 25	1:13	3	-6	0	-6	CAR 19	Punt
CAR 21	2:20	3	-6	0	-6	CAR 15	Punt
CAR 42	2:27	6	25	0	25	CHI 33	Interception
CAR 26	9:10	16	56	0	56	CHI 18	FIELD GOAL
CAR 17	1:10	5	68	-5	63	CHI 15	End of Half
CAR 24	6:50	11	52	0	52	CHI 25	Downs
CAR 20	6:37	8	47	-5	42	CHI 38	Punt
CAR 24	1:35	3	8	0	8	CAR 32	Punt
CAR 36	0:19	3	0	0	0	CAR 36	Interception
CAR 11	0:53	3	-2	0	-2	CAR 9	Punt

Carolina Panthers at Tampa Bay Buccaneers (10/29/17)

Tampa Bay (27:49) AVERAGE - TB 23

NO	BEGIN	POSS	PLAYS	YDS	PEN	NET	LAST	RESULT
1	TB 17	1:08	3	1	5	6	TB 23	Punt
2	TB 16	2:05	5	19	0	19	TB 35	Punt
3	TB 25	4:56	8	38	-5	33	CAR 42	Punt
4	TB 29	3:34	8	49	-15	34	CAR 37	Fumble
5	TB 8	0:28	3	3	0	3	TB 11	Punt
6	TB 25	0:17	2	1	0	1	TB 25	End of Half
7	TB 36	3:35	6	24	0	24	CAR 40	Punt
8	TB 46	3:27	8	31	0	31	CAR 23	FIELD GOAL
9	TB 9	1:35	3	0	0	0	TB 9	Punt
10	TB 3	2:41	6	30	0	30	TB 33	Interception
11	TB 25	2:44	6	50	-10	40	CAR 35	Interception
12	TB 39	1:19	6	33	0	33	CAR 28	Downs

CAROLINA (32:11) AVERAGE - CAR 31

BEGIN	POSS	PLAYS	YDS	PEN	NET	LAST	RESULT
CAR 32	1:35	3	5	0	5	CAR 37	Punt
CAR 18	8:38	17	82	0	82	TB 1	TOUCHDOWN
CAR 2	2:20	4	11	-6	5	CAR 7	Punt
CAR 33	2:48	4	21	-10	11	CAR 44	Punt
CAR 49	2:11	9	41	0	41	TB 10	FIELD GOAL
CAR 47	1:29	3	5	0	5	TB 48	Interception
CAR 7	1:40	3	6	0	6	CAR 13	Punt
CAR 30	2:59	5	11	0	11	CAR 41	Punt
CAR 44	1:02	3	5	0	5	CAR 49	Punt
TB 48	2:44	5	48	0	48	TB 25	TOUCHDOWN
CAR 25	2:11	3	9	0	9	CAR 34	Punt
CAR 28	2:34	5	10	0	10	CAR 39	End of Game

Atlanta Falcons at Carolina Panthers (11/05/17)

Atlanta (27:08) AVERAGE - ATL 20

NO	BEGIN	POSS	PLAYS	YDS	PEN	NET	LAST	RESULT
1	ATL 25	2:44	5	50	-10	40	CAR 35	FIELD GOAL
2	ATL 11	1:35	3	3	0	3	ATL 14	Punt
3	ATL 39	4:38	8	66	-5	61	CAR 6	TOUCHDOWN
4	ATL 20	1:30	4	16	0	16	ATL 36	Punt
5	ATL 3	6:03	11	57	-10	47	CAR 35	Downs
6	ATL 25	0:40	2	26	0	26	CAR 49	Interception
7	ATL 25	0:23	1	-1	0	-1	ATL 25	End of Half
8	ATL 25	1:37	3	9	0	9	ATL 34	Punt
9	ATL 25	1:55	3	-2	0	-2	ATL 23	Punt
10	ATL 19	3:26	8	42	0	42	CAR 39	Downs
11	ATL 8	2:01	7	92	0	92	CAR 19	TOUCHDOWN
12	ATL 21	0:36	4	-3	0	-3	ATL 18	Downs

CAROLINA (32:52) AVERAGE - CAR 36

BEGIN	POSS	PLAYS	YDS	PEN	NET	LAST	RESULT
CAR 25	1:24	3	9	0	9	CAR 34	Punt
CAR 41	1:09	3	19	0	19	ATL 49	Fumble
CAR 25	2:55	6	55	0	55	ATL 23	Fumble
CAR 12	3:32	7	35	0	35	CAR 47	Punt
50	2:35	6	35	15	50	ATL 4	TOUCHDOWN
ATL 31	0:52	4	31	0	31	ATL 9	TOUCHDOWN
CAR 25	5:57	10	52	10	62	ATL 13	FIELD GOAL
CAR 28	5:48	9	50	-5	45	ATL 27	FIELD GOAL
CAR 9	3:05	5	21	0	21	CAR 30	Punt
CAR 39	2:46	5	15	0	15	ATL 46	Punt
CAR 25	1:07	3	2	0	2	CAR 27	Punt
ATL 18	1:42	4	6	0	6	ATL 12	Downs

Miami Dolphins at Carolina Panthers (11/13/17)

Miami (24:21) AVERAGE - MIA 22

NO	BEGIN	POSS	PLAYS	YDS	PEN	NET	LAST	RESULT
1	MIA 27	2:57	5	16	0	16	MIA 43	Punt
2	MIA 11	1:35	3	1	0	1	MIA 12	Punt
3	MIA 20	3:34	9	29	0	29	MIA 49	Punt
4	MIA 25	4:47	10	73	2	75	CAR 2	TOUCHDOWN
5	MIA 20	0:06	1	0	0	0	MIA 20	Interception
6	MIA 13	0:19	1	-1	0	-1	MIA 13	End of Half
7	MIA 28	2:16	6	20	0	20	MIA 49	Downs
8	MIA 25	1:28	3	75	0	75	MIA 34	TOUCHDOWN
9	MIA 25	3:04	6	30	-10	20	MIA 45	Punt
10	MIA 25	4:15	10	70	5	75	CAR 9	TOUCHDOWN

CAROLINA (35:39) AVERAGE - CAR 30

BEGIN	POSS	PLAYS	YDS	PEN	NET	LAST	RESULT
CAR 17	3:05	6	30	0	30	CAR 47	Punt
CAR 35	5:33	11	42	0	42	MIA 23	FIELD GOAL
CAR 15	6:17	12	85	0	85	MIA 4	TOUCHDOWN
CAR 24	1:25	7	43	-10	33	MIA 43	Punt
MIA 20	0:22	4	20	0	20	MIA 7	TOUCHDOWN
CAR 22	3:10	8	78	0	78	MIA 28	TOUCHDOWN
MIA 48	2:19	4	48	0	48	MIA 12	TOUCHDOWN
CAR 13	2:40	4	75	12	87	MIA 2	TOUCHDOWN
CAR 17	6:43	11	78	5	83	MIA 32	TOUCHDOWN
CAR 26	4:05	5	49	-5	44	MIA 29	End of Game

Carolina Panthers at New York Jets (11/26/17)

New York Jets (28:10) AVERAGE - NYJ 28

NO	BEGIN	POSS	PLAYS	YDS	PEN	NET	LAST	RESULT
1	NYJ 32	4:42	10	55	0	55	CAR 13	FIELD GOAL
2	NYJ 16	2:51	4	20	5	25	NYJ 41	Punt
3	NYJ 25	1:28	4	15	0	15	NYJ 40	Punt
4	NYJ 10	0:55	3	1	0	1	NYJ 11	Punt
5	NYJ 25	1:20	3	5	0	5	NYJ 30	Punt
6	NYJ 35	1:00	6	75	-10	65	CAR 33	TOUCHDOWN
7	NYJ 27	1:41	3	-5	0	-5	NYJ 22	Punt
8	NYJ 40	3:38	6	34	-16	18	CAR 42	Punt
9	NYJ 32	0:37	2	53	15	68	NYJ 46	TOUCHDOWN
10	NYJ 25	2:11	10	50	24	74	CAR 1	FIELD GOAL
11	NYJ 46	0:53	2	-10	0	-10	NYJ 45	Fumble
12	NYJ 25	2:11	3	-2	0	-2	NYJ 25	Punt
13	NYJ 25	4:22	8	75	0	75	CAR 3	TOUCHDOWN
14	NYJ 25	0:21	3	25	0	25	NYJ 38	End of Game

CAROLINA (31:50) AVERAGE - CAR 25

BEGIN	POSS	PLAYS	YDS	PEN	NET	LAST	RESULT
CAR 30	5:05	12	48	0	48	NYJ 22	FIELD GOAL
CAR 21	3:06	5	0	0	0	CAR 21	Punt
CAR 14	4:14	8	71	15	86	NYJ 1	TOUCHDOWN
CAR 23	1:29	3	7	0	7	CAR 30	Punt
NYJ 49	2:11	5	44	-10	34	NYJ 15	FIELD GOAL
CAR 24	0:27	3	0	0	0	CAR 24	Punt
CAR 25	1:12	2	6	-10	-4	CAR 18	End of Half
CAR 26	1:57	3	4	-5	-1	CAR 25	Punt
CAR 14	1:26	3	-1	0	-1	CAR 13	Punt
CAR 25	4:29	9	72	3	75	NYJ 27	TOUCHDOWN
CAR 25	1:03	3	6	0	6	CAR 31	Punt
CAR 25	5:11	11	34	14	48	NYJ 27	FIELD GOAL

Carolina Panthers at New Orleans Saints (12/3/17)

New Orleans (33:21) AVERAGE - NO 32

NO	BEGIN	POSS	PLAYS	YDS	PEN	NET	LAST	RESULT
1	NO 30	4:45	11	68	2	70	CAR 2	TOUCHDOWN
2	NO 25	1:26	3	6	0	6	NO 31	Punt
3	NO 25	1:22	3	16	-12	4	NO 29	Punt
4	NO 16	1:36	3	84	0	84	CAR 3	TOUCHDOWN
5	CAR 31	3:18	6	19	12	31	CAR 10	TOUCHDOWN
6	NO 17	1:15	3	25	0	25	NO 34	Fumble
7	NO 25	1:10	6	25	0	25	50	Punt
8	NO 33	5:04	8	67	0	67	CAR 20	TOUCHDOWN
9	NO 35	4:19	8	45	0	45	CAR 20	Missed FG
10	NO 7	2:22	3	-7	5	-2	NO 5	Punt
11	CAR 47	2:47	6	34	0	34	CAR 13	FIELD GOAL
12	50	3:57	6	18	0	18	CAR 31	End of Game

CAROLINA (26:39) AVERAGE - CAR 28

BEGIN	POSS	PLAYS	YDS	PEN	NET	LAST	RESULT
CAR 25	5:06	10	67	8	75	NO 2	TOUCHDOWN
CAR 28	2:13	3	3	0	3	CAR 31	Punt
CAR 34	2:00	3	20	-15	5	CAR 39	Punt
CAR 25	0:53	4	6	0	6	CAR 31	Downs
CAR 23	2:16	3	9	0	9	CAR 32	Punt
NO 45	1:54	4	45	0	45	NO 21	TOUCHDOWN
CAR 19	0:46	2	4	0	4	CAR 22	End of Half
CAR 19	1:46	3	-5	0	-5	CAR 14	Punt
CAR 25	2:33	5	8	5	13	CAR 38	Punt
CAR 28	5:01	11	52	13	65	NO 12	Downs
CAR 25	2:11	5	75	0	75	NO 24	TOUCHDOWN

Minnesota Vikings at Carolina Panthers (12/10/17)

Minnesota (28:42) AVERAGE - MIN 32

NO	BEGIN	POSS	PLAYS	YDS	PEN	NET	LAST	RESULT
1	MIN 25	2:30	5	7	0	7	MIN 32	Interception
2	MIN 25	4:27	10	75	0	75	CAR 18	TOUCHDOWN
3	MIN 18	1:16	3	1	12	13	MIN 31	Punt
4	MIN 10	1:21	3	8	0	8	MIN 18	Punt
5	MIN 26	4:03	9	62	0	62	CAR 12	FIELD GOAL
6	MIN 32	2:26	11	47	17	64	CAR 4	FIELD GOAL
7	MIN 25	0:14	1	0	0	0	MIN 25	Fumble
8	MIN 25	4:51	9	36	0	36	CAR 39	Punt
9	CAR 30	0:56	4	-6	0	-6	CAR 36	Missed FG
10	MIN 13	2:59	8	61	0	61	CAR 26	Interception
11	MIN 27	1:28	4	73	0	73	MIN 48	TOUCHDOWN
12	CAR 6	1:29	4	-3	0	-3	CAR 9	FIELD GOAL
13	MIN 22	0:42	4	-5	0	-5	MIN 17	Downs
14								

CAROLINA (31:18) AVERAGE - CAR 33

BEGIN	POSS	PLAYS	YDS	PEN	NET	LAST	RESULT
CAR 31	1:35	3	69	0	69	CAR 40	TOUCHDOWN
CAR 11	7:12	14	59	30	89	MIN 1	TOUCHDOWN
CAR 28	1:38	3	9	0	0	CAR 37	Punt
CAR 36	0:56	3	6	0	6	CAR 42	Punt
CAR 25	2:29	5	14	0	14	CAR 39	Punt
	0:07	0	0	0	0		End of Half
CAR 25	6:18	10	80	-5	75	MIN 18	TOUCHDOWN
MIN 31	1:37	4	8	0	8	MIN 23	FIELD GOAL
CAR 2	1:44	3	2	-1	1	CAR 3	Punt
CAR 44	2:33	5	15	0	15	MIN 41	Punt
CAR 28	1:44	3	8	0	8	CAR 36	Punt
CAR 25	1:00	3	5	0	5	CAR 30	Interception
CAR 25	1:20	5	75	0	75	MIN 1	TOUCHDOWN
MIN 17	1:05	3	-5	0	-5	MIN 21	End of Game

Green Bay Packers at Carolina Panthers (12/17/17)

Green Bay (26:03) AVERAGE - GB 32

NO	BEGIN	POSS	PLAYS	YDS	PEN	NET	LAST	RESULT
1	GB 25	1:28	4	15	0	15	GB 40	Punt
2	GB 25	5:57	11	75	0	75	CAR 13	TOUCHDOWN
3	GB 25	0:40	2	5	0	5	GB 30	Interception
4	GB 10	2:46	7	53	0	53	CAR 37	Punt
5	GB 42	1:29	4	58	0	58	CAR 33	TOUCHDOWN
6	GB 25	0:46	2	1	0	1	GB 26	Interception
7	GB 25	0:19	3	0	0	0	GB 25	Interception
8	GB 43	3:51	12	47	0	47	CAR 10	FIELD GOAL
9	GB 25	6:43	14	35	0	35	CAR 30	Downs
10	GB 24	1:11	6	71	5	71	CAR 24	TOUCHDOWN
11	GB 48	0:53	3	24	0	24	CAR 38	Fumble

CAROLINA (33:57) AVERAGE - CAR 33

BEGIN	POSS	PLAYS	YDS	PEN	NET	LAST	RESULT
CAR 15	7:35	15	85	0	85	GB 7	TOUCHDOWN
CAR 24	5:58	12	51	10	61	GB 15	FIELD GOAL
CAR 39	1:05	3	4	0	4	CAR 43	Punt
CAR 5	2:36	6	11	0	11	CAR 16	Punt
CAR 25	0:26	4	43	0	43	CAR 47	End of Half
CAR 27	3:26	7	78	-5	73	GB 30	TOUCHDOWN
GB 49	3:28	7	46	3	49	GB 9	TOUCHDOWN
CAR 26	1:47	3	-4	0	-4	CAR 22	Punt
CAR 25	3:59	8	70	5	75	GB 13	TOUCHDOWN
CAR 40	1:47	3	7	0	7	CAR 47	Punt
CAR 28	1:50	3	-4	0	-4	CAR 26	End of Game

Tampa Bay Buccaneers at Carolina Panthers (12/24/17)

Tampa Bay (29:30) AVERAGE - TB 27

NO	BEGIN	POSS	PLAYS	YDS	PEN	NET	LAST	RESULT
1	TB 25	2:52	5	17	0	17	TB 42	Fumble
2	TB 24	5:49	11	63	0	63	CAR 13	FIELD GOAL
3	TB 45	1:54	4	31	5	36	CAR 18	Fumble
4	TB 25	1:58	3	-2	0	-2	TB 23	Punt
5	TB 16	2:18	6	61	0	61	CAR 23	FIELD GOAL
6	TB 25	2:41	9	54	18	72	CAR 3	FIELD GOAL
7	GB 49	1:01	3	49	0	49	CAR 18	TOUCHDOWN
8	TB 25	4:52	10	72	-5	67	CAR 8	FIELD GOAL
9	TB 7	6:00	10	53	7	60	CAR 33	Missed FG
10	TB 25	0:05	1	-7	0	-7	TB 25	Fumble

CAROLINA (30:30) AVERAGE - CAR 37

BEGIN	POSS	PLAYS	YDS	PEN	NET	LAST	RESULT
TB 33	3:55	7	14	12	26	TB 7	FIELD GOAL
CAR 20	1:54	3	-6	0	-6	CAR 14	Punt
CAR 19	4:58	10	62	9	71	TB 10	FIELD GOAL
CAR 30	1:24	3	8	0	8	CAR 38	Punt
	0:15	0	0	0	0		TOUCHDOWN
	0:02	0	0	0	0		End of half
CAR 19	3:32	7	31	5	36	TB 45	Interception
CAR 20	5:38	12	58	10	68	TB 12	FIELD GOAL
CAR 23	5:57	9	33	5	38	TB 39	Punt
CAR 41	2:25	10	57	2	59	TB 2	TOUCHDOWN
TB 9	0:30	1	-2	-5	-7	TB 14	End of Game

Carolina Panthers at Atlanta Falcons (12/31/17)

Atlanta (34:42) AVERAGE - ATL 30

NO	BEGIN	POSS	PLAYS	YDS	PEN	NET	LAST	RESULT
1	ATL 25	4:28	10	75	0	75	CAR 19	TOUCHDOWN
2	ATL 15	3:21	7	28	0	28	ATL 43	Punt
3	ATL 21	2:22	5	29	0	29	50	Punt
4	ATL 12	2:27	3	9	0	9	ATL 21	Punt
5	ATL 25	2:00	5	10	0	10	ATL 35	Punt
6	ATL 25	0:50	5	44	-5	39	CAR 36	End of Half
7	ATL 20	6:55	13	73	-5	68	CAR 12	FIELD GOAL
8	CAR 39	2:00	5	10	5	15	CAR 24	FIELD GOAL
9	ATL 28	3:26	8	45	15	60	CAR 12	FIELD GOAL
10	ATL 25	3:57	8	37	0	37	CAR 38	FIELD GOAL
11	ATL 30	1:07	3	4	0	4	ATL 34	Punt
12	CAR 23	1:41	4	8	0	8	CAR 15	FIELD GOAL
13	ATL 20	0:08	1	-1	0	-1	ATL 20	End of Game

CAROLINA (25:18) AVERAGE - CAR 24

BEGIN	POSS	PLAYS	YDS	PEN	NET	LAST	RESULT
CAR 25	1:08	3	-2	0	-2	CAR 23	Punt
CAR 17	2:06	6	29	0	29	CAR 46	Punt
CAR 10	1:52	4	8	0	8	CAR 18	Punt
CAR 40	1:01	3	0	0	0	CAR 40	Punt
CAR 22	8:25	16	73	5	78	ATL 4	TOUCHDOWN
CAR 22	1:34	3	6	0	6	CAR 28	Punt
CAR 25	0:47	2	3	0	3	CAR 28	Interception
CAR 25	1:07	3	7	0	7	CAR 32	Punt
CAR 25	3:37	7	51	0	51	ATL 24	FIELD GOAL
CAR 25	1:10	3	1	-5	-4	CAR 21	Punt
CAR 25	0:12	1	0	0	0	CAR 25	Interception
CAR 25	2:19	10	66	-10	56	ATL 19	Interception

Carolina Panthers at New Orleans (1/7/18)*

New Orleans (26:11) AVERAGE - NO 27

NO	BEGIN	POSS	PLAYS	YDS	PEN	NET	LAST	RESULT
1	NO 25	1:56	3	4	0	4	NO 29	Punt
2	NO 16	1:10	3	0	5	5	NO 21	Punt
3	NO 20	0:18	2	80	0	80	NO 20	TOUCHDOWN
4	NO 25	5:08	9	85	-10	75	CAR 9	TOUCHDOWN
5	NO 25	2:04	8	75	0	75	CAR 1	TOUCHDOWN
6	NO 25	4:53	10	53	-17	36	CAR 39	FIELD GOAL
7	NO 23	2:12	3	0	0	0	NO 23	Punt
8	NO 25	3:04	6	24	0	24	NO 49	Punt
9	NO 38	3:02	5	62	0	62	CAR 2	TOUCHDOWN
10	NO 25	2:18	7	28	0	28	CAR 47	Interception
11	CAR 49	0:06	1	-1	0	-1	CAR 49	End of Game

CAROLINA (33:49) AVERAGE - CAR 26

BEGIN	POSS	PLAYS	YDS	PEN	NET	LAST	RESULT
CAR 27	2:13	4	16	0	16	CAR 43	Punt
CAR 30	7:37	15	58	5	63	NO 7	Missed FG
CAR 25	2:34	6	27	39	66	NO 9	FIELD GOAL
CAR 25	6:17	12	54	0	54	NO 21	FIELD GOAL
CAR 25	0:43	5	35	0	35	NO 40	FIELD GOAL
CAR 25	4:02	9	64	0	64	NO 11	FIELD GOAL
CAR 25	2:21	3	-3	0	-3	CAR 22	Punt
CAR 32	3:45	8	68	0	68	NO 14	TOUCHDOWN
CAR 17	1:33	3	-7	0	-7	CAR 10	Punt
CAR 25	0:59	3	75	0	75	CAR 44	TOUCHDOWN
CAR 31	1:45	8	26	-8	18	NO 34	Downs

*POSTSEASON

2017 PANTHERS BESTS

RUSHING YARDS:

110	J. Stewart	17-110-0	MIAMI	11/13/17
103	J. Stewart	16-103-3	MINNESOTA	12/10/17
95	C. Newton	5-95-0	MIAMI	11/13/17

RUSHING ATTEMPTS:

18	J. Stewart	18-65-0	at San Francisco	09/10/17
18	J. Stewart	18-21-0	at Detroit	10/08/17
17	J. Stewart	17-110-0	MIAMI	11/13/17
16	J. Stewart	16-103-3	MINNESOTA	12/10/17

LONGEST RUSH:

69	C. Newton	5-95-0	MIAMI	11/13/17
62	C. Newton	11-70-0	MINNESOTA	12/10/17
60t	J. Stewart	16-103-3	MINNESOTA	12/10/17

YARDS PER CARRY (MIN 10 ATT):

6.5	C. Newton	11-71-1	PHILADELPHIA	10/12/17
6.5	J. Stewart	17-110-0	MIAMI	11/13/17
6.4	J. Stewart	16-103-3	MINNESOTA	12/10/17
6.4	C. Newton	11-70-0	MINNESOTA	12/10/17
5.4	C. Newton	11-59-0	at Atlanta	12/31/17

YARDS PASSING:

355	C. Newton	33-26-3	at Detroit	10/08/17
349	C. Newton	40-24-2	at New Orleans*	1/7/18
316	C. Newton	29-22-3	at New England	10/01/17

PASSES ATTEMPTED:

52	C. Newton	52-28-1	PHILADELPHIA	10/12/17
40	C. Newton	40-24-2	at New Orleans*	1/7/18
35	C. Newton	35-21-4	MIAMI	11/13/17

COMPLETIONS:

33	C. Newton	33-26-3	at Detroit	10/08/17
28	C. Newton	52-28-1	PHILADELPHIA	10/12/17
24	C. Newton	40-24-2	at New Orleans*	1/7/18

RECEPTIONS:

10	C. McCaffrey	10-56-1	PHILADELPHIA	10/12/17
9	C. McCaffrey	9-101-0	NEW ORLEANS	09/24/17
9	K. Benjamin	9-99-0	PHILADELPHIA	10/12/17
9	G. Olsen	9-116-1	GREEN BAY	12/18/17
8	G. Olsen	8-107-1	at New Orleans*	1/7/18

RECEIVING YARDS:

175	E. Dickson	5-175-0	at Detroit	10/08/17
116	G. Olsen	9-116-1	GREEN BAY	12/18/17
108	D. Funchess	7-108-0	at New York Jets	11/26/17

LONGEST RECEPTION:

64	E. Dickson	5-175-0	at Detroit	10/08/17
57	E. Dickson	5-175-0	at Detroit	10/08/17
56t	C. McCaffrey	6-101-1	at New Orleans*	1/7/18

FIELD GOALS:

4	G. Gano	27, 39, 58, 29	at New Orleans*	1/7/18
3	G. Gano	39, 36, 20	at San Francisco	09/10/17
3	G. Gano	34, 28, 20	BUFFALO	09/17/17
3	G. Gano	39, 20, 46	PHILADELPHIA	10/12/17
3	G. Gano	40, 33, 45	at New York Jets	11/26/17
3	G. Gano	25, 28, 30	TAMPA BAY	12/24/17

LONGEST FIELD GOAL:

58	G. Gano	58	at New Orleans*	1/7/18
48	G. Gano	48	NEW ORLEANS	09/24/17
48	G. Gano	48	at New England	10/01/17
46	G. Gano	46	PHILADELPHIA	10/12/17

*POSTSEASON

2017 OPPONENTS BESTS

RUSHING YARDS:

85	M. Ingram	14-85-1	at New Orleans	12/3/17
82	K. Drake	7-82-1	MIAMI	11/13/17
71	D. Martin	18-71-0	at Tampa Bay	10/29/17

RUSHING ATTEMPTS:

21	Jo. Howard	21-65-0	at Chicago	10/22/17
18	D. Martin	18-71-0	at Tampa Bay	10/29/17
14	M. Ingram	14-56-0	NEW ORLEANS	09/24/17
14	M. Ingram	14-85-1	at New Orleans	12/3/17

LONGEST RUSH:

72	M. Ingram	14-85-1	at New Orleans	12/3/17
66t	K. Drake	7-82-1	MIAMI	11/13/17
34	P. Barber	13-51-0	TAMPA BAY	12/24/17

YARDS PER CARRY (MIN 10 ATT):

6.1	M. Ingram	14-85-1	at New Orleans	12/3/17
4.2	D. Freeman	11-46-0	ATLANTA	11/05/17
4.1	M. Gillislee	12-49-0	at New England	10/01/17

YARDS PASSING:

376	D. Brees	33-23-2	at New Orleans*	1/7/18
367	J. Winston	21-367-1	TAMPA BAY	12/24/17
317	M. Ryan	45-28-1	at Atlanta	12/31/17

PASSES ATTEMPTED:

45	T. Brady	45-32-2	at New England	10/01/17
45	A. Rodgers	45-26-3	GREEN BAY	12/17/17
45	M. Ryan	45-28-1	at Atlanta	12/31/17
44	C. Keenum	44-27-2	MINNESOTA	12/10/17
38	J. Winston	38-21-0	at Tampa Bay	10/29/17
38	M. Ryan	38-24-2	ATLANTA	11/05/17

COMPLETIONS:

32	T. Brady	45-32-2	at New England	10/01/17
28	M. Ryan	45-28-1	at Atlanta	12/31/17
27	C. Keenum	44-27-2	MINNESOTA	12/10/17

RECEPTIONS:

10	J. White	10-47-0	at New England	10/01/17
9	D. Freeman	9-85-1	at Atlanta	12/31/17
8	M. Thomas	8-131-0	at New Orleans*	1/7/18

RECEIVING YARDS:

146	R. Anderson	6-146-2	at New York Jets	11/26/17
131	M. Thomas	8-131-0	at New Orleans*	1/7/18
118	Ju. Jones	6-118-0	ATLANTA	11/05/17

LONGEST RECEPTION

80t	T. Ginn	4-115-1	at New Orleans*	1/7/18
70	T. Cohen	1-70-0	at Chicago	10/22/17
54	R. Anderson	6-146-2	at New York Jets	11/26/17

FIELD GOALS:

5	M. Bryant	30, 42, 30, 56, 33	at Atlanta	12/31/17
4	P. Murray	31, 41, 21, 26	TAMPA BAY	12/24/17
3	S. Gostkowski	41, 35, 58	at New England	10/01/17
3	K. Forbath	30, 22, 27	MINNESOTA	12/10/17

LONGEST FIELD GOAL:

58	S. Gostkowski	58	at New England	10/01/17
57	W. Lutz	57	at New Orleans*	1/7/18
56	M. Bryant	56	at Atlanta	12/31/17

*POSTSEASON

2017 REGULAR SEASON RECORDS

Overall Record..... 11-5
 Home..... 6-2
 Away..... 5-3

When:
 Panthers win coin toss..... 8-2
 Panthers lose coin toss..... 3-3
 Scoring first..... 8-1
 Opponent scores first..... 3-4
 Leading at halftime..... 10-0
 Tied at halftime..... 0-2
 Trailing at halftime..... 1-3
 Leading after three quarters..... 10-0
 Tied after three quarters..... 0-0
 Trailing after three quarters..... 1-5
 Overtime..... 0-0

Scoring on first possession..... 6-2
 Scoring touchdown on first possession..... 2-1
 Scoring field goal on first possession..... 4-1
 Scoring 10 or more points..... 10-4
 Scoring 20 or more points..... 9-2
 Scoring 30 or more points..... 5-0
 Allowing 10 or fewer points..... 3-0
 Allowing 20 or fewer points..... 6-1
 Allowing 20 or more points..... 2-4

Outcomes of 7 points or less..... 7-1
 Outcomes of 3 points or less..... 4-0

Rushing 20 or more times..... 11-5
 Rushing 30 or more times..... 8-1
 Rushing 40 or more times..... 0-0

Time of possession 30:00 or more minutes..... 10-2

Individual Panthers 100-yard rusher..... 2-0
 Individual Panthers 100-yard receiver..... 4-1
 Individual Panthers 300-yard passer..... 2-0
 Panthers out-gain opposition..... 6-1
 Panthers out-rush opposition..... 10-0
 Panthers out-pass opposition..... 5-1
 Opponent individual 100-yard rusher..... 0-0
 Opponent individual 100-yard receiver..... 5-0
 Opponent individual 300-yard passer..... 4-1

Surfaces:
 On grass..... 8-2
 On artificial turf..... 3-3
 Outdoors..... 10-3
 Indoors..... 1-2

By Month:
 September..... 2-1
 October..... 3-2
 November..... 3-0
 December..... 3-2
 January..... 0-0

Against:
 AFC Opponents..... 4-0
 AFC East..... 4-0
 AFC North..... 0-0
 AFC South..... 0-0
 AFC West..... 0-0
 NFC Opponents..... 7-5
 NFC East..... 0-1
 NFC North..... 3-1
 NFC South..... 3-3
 NFC West..... 1-0

Jersey Color:
 White Jerseys..... 5-4
 Black Jerseys..... 5-0
 Blue Jerseys..... 1-1

Time Of Game:
 Day..... 10-4
 Night..... 1-1

Turnovers:
 Positive..... 7-0
 Even..... 2-1
 Negative..... 2-4

2017 POSTSEASON RECORDS

Overall Record..... 0-1
 Home..... 0-0
 Away..... 0-1

When:
 Panthers win coin toss..... 0-1
 Panthers lose coin toss..... 0-0
 Scoring first..... 0-0
 Opponent scores first..... 0-1
 Leading at halftime..... 0-0
 Tied at halftime..... 0-0
 Trailing at halftime..... 0-1
 Leading after three quarters..... 0-0
 Tied after three quarters..... 0-0
 Trailing after three quarters..... 0-1
 Overtime..... 0-0

Scoring on first possession..... 0-0
 Scoring touchdown on first possession..... 0-0
 Scoring field goal on first possession..... 0-0
 Scoring 10 or more points..... 0-1
 Scoring 20 or more points..... 0-1
 Scoring 30 or more points..... 0-0
 Allowing 10 or fewer points..... 0-0
 Allowing 20 or fewer points..... 0-0
 Allowing 20 or more points..... 0-1

Outcomes of 7 points or less..... 0-1
 Outcomes of 3 points or less..... 0-0

Rushing 20 or more times..... 0-1
 Rushing 30 or more times..... 0-0
 Rushing 40 or more times..... 0-0

Time of possession 30:00 or more minutes..... 0-1

Individual Panthers 100-yard rusher..... 0-0
 Individual Panthers 100-yard receiver..... 0-1
 Individual Panthers 300-yard passer..... 0-1
 Panthers out-gain opposition..... 0-1
 Panthers out-rush opposition..... 0-1
 Panthers out-pass opposition..... 0-0
 Opponent individual 100-yard rusher..... 0-0
 Opponent individual 100-yard receiver..... 0-1
 Opponent individual 300-yard passer..... 0-1

Surfaces:
 On grass..... 0-0
 On artificial turf..... 0-1
 Outdoors..... 0-0
 Indoors..... 0-1

By Month:
 September..... 0-0
 October..... 0-0
 November..... 0-0
 December..... 0-0
 January..... 0-1

Against:
 AFC Opponents..... 0-0
 AFC East..... 0-0
 AFC North..... 0-0
 AFC South..... 0-0
 AFC West..... 0-0
 NFC Opponents..... 0-1
 NFC East..... 0-0
 NFC North..... 0-0
 NFC South..... 0-1
 NFC West..... 0-0

Jersey Color:
 White Jerseys..... 0-1
 Black Jerseys..... 0-0
 Blue Jerseys..... 0-0

Time Of Game:
 Day..... 0-1
 Night..... 0-0

Turnovers:
 Positive..... 0-1
 Even..... 0-0
 Negative..... 0-0

2017 SEASON RECORDS

PANTHERS RECORDS

	BEST		WORST	
Total Net Yards	548	MIAMI 11/13/17	248	at Atlanta 12/31/17
Total Plays	79	PHILADELPHIA 10/12/17	53	at New Orleans 12/3/17
First Downs	30	MIAMI 11/13/17	14	at Tampa Bay 10/29/17
Net Rushing Yards	294	MIAMI 11/13/17	28	at Detroit 10/08/17
Rushing Attempts	38	three times, last time GREEN BAY 12/17/17	22	NEW ORLEANS 09/24/17
Avg Gain/Rush	8.2	MIAMI 11/13/17	1.0	at Detroit 10/08/17
Net Passing Yards	334	at Detroit 10/08/17	129	MINNESOTA 12/10/17
Pass Attempts	52	PHILADELPHIA 10/12/17	25	two times, last time MINNESOTA 12/10/17
Pass Completions	28	PHILADELPHIA 10/12/17	11	at New York Jets 11/26/17
Avg Gain/Pass Play	9.8	at New England 10/01/17	4.2	two times, last time PHILADELPHIA 10/12/17
Passes Intercepted	0	eight times, last time at New Orleans 1/7/18*	3	three times, last time at Atlanta 12/31/17
Sacks Allowed	0	three times, last time MIAMI 11/13/17	6	BUFFALO 09/17/17
Fumbles Lost	0	nine times, last time at New Orleans 1/7/18*	2	ATLANTA 11/05/17
Penalty Yards	1	PHILADELPHIA 10/12/17	100	at Detroit 10/08/17
Points	45	MIAMI 11/13/17	3	at Chicago 10/22/17
Time of Possession	38:53	BUFFALO 09/17/17	25:18	at Atlanta 12/31/17

*POSTSEASON

OPPONENTS RECORDS

	BEST		WORST	
Total Net Yards	410	at New Orleans 1/7/18*	153	at Chicago 10/22/17
Total Plays	72	at Atlanta 12/31/17	37	at Chicago 10/22/17
First Downs	24	two times, last time at GREEN BAY 12/17/17	5	at Chicago 10/22/17
Net Rushing Yards	149	NEW ORLEANS 09/24/17	41	at New Orleans 1/7/18*
Rushing Attempts	28	at New Orleans 12/3/17	15	two times, last time at Detroit 10/08/17
Avg Gain/Rush	6.3	GREEN BAY 12/17/17	1.9	at New Orleans 1/7/18*
Net Passing Yards	369	at New Orleans 1/7/18	85	at Chicago 10/22/17
Pass Attempts	45	three times, last time at Atlanta 12/31/17	7	at Chicago 10/22/17
Pass Completions	32	at New England 10/01/17	4	at Chicago 10/22/17
Avg Gain/Pass Play	11.1	TAMPA BAY 12/24/17	3.8	BUFFALO 09/17/17
Passes Intercepted	0	ten times, last time at Atlanta 12/31/17	3	GREEN BAY 12/17/17
Sacks Allowed	0	MIAMI 11/13/17	6	three times, last time TAMPA BAY 12/24/17
Fumbles Lost	0	seven times, last time at New Orleans 1/7/18*	3	TAMPA BAY 12/24/17
Penalty Yards	10	two times, last time at Detroit 10/08/17	126	PHILADELPHIA 10/12/17
Points	34	NEW ORLEANS 09/24/17	3	three times, last at Tampa Bay 10/29/17
Time of Possession	34:42	at Atlanta 12/31/17	21:07	BUFFALO 09/17/17

*POSTSEASON



ALL-TIME

LEADERS

THE LAST TIME...

500 YARDS TOTAL OFFENSE

By Panthers: 548 vs. Miami 11/13/17
Playoffs: Has never happened
By Opponents: 534 at Seattle 12/4/16
Playoffs: Has never happened

400 YARDS TOTAL OFFENSE

By Panthers: 444 at New England 10/01/17
Playoffs: 413 at New Orleans 1/7/18
By Opponents: 400 at New Orleans 12/3/17
Playoffs: 410 at New Orleans 1/7/18

200 YARDS RUSHING OFFENSE

By Panthers: 216 vs. Minnesota 12/10/17
Playoffs: 223 at New York Giants 1/8/06
By Opponents: 240 at Seattle 12/4/16
Playoffs: 201 at Green Bay 1/12/97

300 YARDS PASSING IN A GAME BY A PLAYER

By Panthers: 355, Cam Newton at Detroit 10/08/17
Playoffs: 349, Cam Newton at New Orleans 1/7/18
By Opponents: 367, Jameis Winston vs. Tampa Bay 12/24/17
Playoffs: 376, Drew Brees at New Orleans 1/7/18

400 YARDS PASSING IN A GAME BY A PLAYER

By Panthers: 432, Cam Newton vs. Green Bay 9/18/11
Playoffs: Has never happened
By Opponents: 465, Drew Brees at New Orleans 10/16/16
Playoffs: Has never happened

3 TOUCHDOWN PASSES IN A GAME BY A PLAYER

By Panthers: Cam Newton at Detroit 10/08/17
Playoffs: Jake Delhomme at Chicago 1/15/06
By Opponents: Aaron Rodgers vs. Green Bay 12/17/17
Playoffs: Russell Wilson vs. Seattle 1/17/16

4 TOUCHDOWN PASSES IN A GAME BY A PLAYER

By Panthers: Cam Newton vs. Green Bay 12/17/17
Playoffs: Has never happened
By Opponents: Drew Brees at New Orleans 10/16/16
Playoffs: Has never happened

5 TOUCHDOWN PASSES IN A GAME BY A PLAYER

By Panthers: Cam Newton at New York Giants 12/20/15
Playoffs: Has never happened
By Opponents: Drew Brees at New Orleans 1/1/12
Playoffs: Has never happened

100 YARDS RECEIVING IN A GAME BY A PLAYER

By Panthers: 116, Greg Olsen vs Green Bay 12/17/17
Playoffs: 107, Greg Olsen and 101, Christian McCaffrey at New Orleans 1/7/18
By Opponents: 107, Mike Evans vs. Tampa Bay 12/24/17
Playoffs: 131, Michael Thomas and 115, Ted Ginn at New Orleans 1/7/18

200 YARDS RECEIVING IN A GAME BY A PLAYER

By Panthers: 201, Steve Smith vs. Minnesota 10/30/05
Playoffs: 218, Steve Smith at Chicago 1/15/06
By Opponents: 300, Julio Jones at Atlanta 10/2/16
Playoffs: Has never happened

100 YARDS RECEIVING IN A GAME BY TWO PLAYERS

By Panthers: 122, Greg Olsen and 108, Kelvin Benjamin vs. San Francisco 9/18/16
Playoffs: 107, Greg Olsen and 101, Christian McCaffrey at New Orleans 1/7/18
By Opponents: 146, Robby Anderson and 105, J. Kearsse at New York Jets 11/26/17
Playoffs: 131, Michael Thomas and 115, Ted Ginn at New Orleans 1/7/18

100 YARDS RECEIVING IN A GAME BY TWO PLAYERS AND 100 YARDS RUSHING BY A PLAYER

By Panthers: 122, Greg Olsen and 108, Kelvin Benjamin; and 100, Fozzy Whittaker vs. San Francisco 9/18/16
Playoffs: 135, Steve Smith and 103, Muhsin Muhammad vs. Dallas 1/3/04 and 104, Stephen Davis
By Opponents: Has Never Happened
Playoffs: Has never happened

100 YARDS RECEIVING IN A GAME BY TWO PLAYERS, 100 YARDS RUSHING BY A PLAYER AND 300 YARDS PASSING BY A PLAYER IN A GAME

By Panthers: 122, Greg Olsen and 108, Kelvin Benjamin; 100, Fozzy Whittaker; and 353, Cam Newton vs. San Francisco 9/18/16
Playoffs: Has never happened
By Opponents: Chris Carter (138) and Randy Moss (106) receiving; Robert Smith (103) rushing; and Daunte Culpepper (357) passing at Minnesota 11/19/00
Playoffs: Has never happened

3 TOUCHDOWN RECEPTIONS IN A GAME BY A PLAYER

By Panthers: Steve Smith vs. Houston 9/16/07
Playoffs: Has never happened
By Opponents: Hakeem Nicks at New York Giants 9/12/10
Playoffs: Has never happened

100 YARDS RUSHING IN A GAME BY A PLAYER

By Panthers: 103, Jonathan Stewart vs. Minnesota 12/10/17
Playoffs: 106, Jonathan Stewart vs. Seattle 1/17/16
By Opponents: 106, Thomas Rawls at Seattle 12/4/16
Playoffs: 132, Shaun Alexander at Seattle 1/22/06

100 YARDS RUSHING IN A GAME BY TWO PLAYERS

By Panthers: 152, DeAngelo Williams and 110, Jonathan Stewart at Tampa Bay 10/18/09
Playoffs: Has never happened
By Opponents: 147, Le'Veon Bell and 118, LeGarrette Blount vs. Pittsburgh 9/21/14
Playoffs: Has never happened

100 YARDS RUSHING IN A GAME BY TWO PLAYERS AND 100 YARDS RECEIVING BY A PLAYER

By Panthers: 186, DeAngelo Williams and 115, Jonathan Stewart and 117, Steve Smith vs. Tampa Bay 12/8/08
Playoffs: Has never happened
By Opponents: Has never happened
Playoffs: Has never happened

200 YARDS RUSHING IN A GAME BY A PLAYER

By Panthers: 210, DeAngelo Williams at New Orleans 12/30/12
Playoffs: Has never happened
By Opponents: 205, Matt Forte at Chicago 10/2/11
Playoffs: Has never happened

3 TOUCHDOWNS RUSHING IN A GAME BY A PLAYER

By Panthers: Jonathan Stewart vs. Minnesota 12/10/17
Playoffs: Has never happened
By Opponents: Michael Turner vs. Atlanta 12/12/10
Playoffs: Has never happened

4 TOUCHDOWNS RUSHING IN A GAME BY A PLAYER

By Panthers: DeAngelo Williams at NY Giants 12/21/08
Playoffs: Has never happened
By Opponents: Michael Turner at Atlanta 11/23/08
Playoffs: Has never happened

2 INTERCEPTIONS IN A GAME BY A PLAYER

By Panthers: Luke Kuechly at Dallas 11/26/15
Playoffs: Kurt Coleman vs. Arizona 1/24/16
By Opponents: Robert Alford at Atlanta 10/2/16
Playoffs: Has never happened

3 INTERCEPTIONS IN A GAME BY A PLAYER

By Panthers: Deon Grant at Minnesota 9/22/02
Playoffs: Ricky Manning at Philadelphia 1/18/04
By Opponents: Has never happened
Playoffs: Has never happened

3 OR MORE SACKS IN A GAME BY A PLAYER

By Panthers: 3, Star Lotulelei vs. Arizona 10/30/16
Playoffs: 3, Kony Ealy vs. Denver 2/7/16
By Opponents: 3, Everson Griffen vs. Minnesota 9/25/16
Playoffs: Has never happened

PUNT RETURNED FOR A TOUCHDOWN IN A GAME BY A PLAYER

By Panthers: 60, Kaelin Clay at New York Jets 11/26/17
Playoffs: 59, Steve Smith at Seattle 1/22/06
By Opponents: 54, Marcus Sherels vs. Minnesota 9/25/16
Playoffs: Has never happened

2 PUNTS RETURNED FOR A TOUCHDOWN IN A GAME BY A PLAYER

By Panthers: 87, 61 Steve Smith vs. Cincinnati 12/8/02
Playoffs: Has never happened
By Opponents: 82, 75 Darrien Gordon at Denver 11/9/97
Playoffs: Has never happened

KICKOFF RETURNED FOR A TOUCHDOWN IN A GAME BY A PLAYER

By Panthers: 103, Damiere Byrd vs. Tampa Bay 12/24/17
Playoffs: Has never happened
By Opponents: 99, Andre Roberts vs. Washington 11/22/15
Playoffs: Has never happened

INTERCEPTION RETURNED FOR A TOUCHDOWN IN A GAME BY A PLAYER

By Panthers: 8, Kurt Coleman at Atlanta 10/2/16
Playoffs: 22, Luke Kuechly vs. Arizona 1/24/16
By Opponents: 76, Eddie Jackson at Chicago 10/22/17
Playoffs: 90, Kam Chancellor at Seattle 1/10/15

FUMBLE RETURNED FOR A TOUCHDOWN IN A GAME BY A PLAYER

By Panthers: Luke Kuechly at New York Jets 11/26/17
Playoffs: Has never happened
By Opponents: Eddie Jackson at Chicago 10/22/17
Playoffs: Malik Jackson vs. Denver 2/7/16

TWO DEFENSIVE RETURNS FOR TOUCHDOWN IN A GAME

By Panthers: Kurt Coleman 36-yard interception return, Luke Kuechly 32-yard interception return at Dallas 11/26/15
Playoffs: Has never happened
By Opponents: Eddie Jackson 75-yard fumble return, Eddie Jackson 76-yard interception return at Chicago 10/22/17
Playoffs: Has never happened

PUNT BLOCKED

By Panthers: Jason Williams blocks Ryan Quigley vs. New York Jets 12/15/13
Playoffs: Has never happened
By Opponents: Adam Thielen blocks Brad Nortman, returned for touchdown and Jasper Brinkley blocks Brad Nortman, returned for touchdown by Everson Griffen at Minnesota 11/30/14
Playoffs: Has never happened

PUNT BLOCKED FOR A TOUCHDOWN

By Panthers: Michael Bates blocks Matt Turk recovered by Dwight Stone in end zone vs. Washington 12/13/98
Playoffs: Has never happened
By Opponents: Adam Thielen blocks Brad Nortman, returned for touchdown and Jasper Brinkley blocks Brad Nortman, returned for touchdown by Everson Griffen at Minnesota 11/30/14
Playoffs: Has never happened

PUNT BLOCKED FOR A SAFETY

By Panthers: Greg Hardy blocks Matt Dodge punt out of end zone at New York Giants 9/12/10
Playoffs: Has never happened
By Opponents: Has never happened
Playoffs: Has never happened

PAT KICK MISSED

By Panthers: Graham Gano vs. Tampa Bay 12/24/17
Playoffs: John Kasay at Chicago 1/15/06
By Opponents: Dustin Hopkins at Washington 12/19/16
Playoffs: Has never happened

PAT KICK BLOCKED

By Panthers: Julius Peppers blocks Matt Bryant kick vs. Tampa Bay 12/8/08
Playoffs: Has never happened
By Opponents: William Gholston blocks Graham Gano kick vs. Tampa Bay 12/24/17
Playoffs: Has never happened

BLOCKED PAT RETURNED FOR TWO POINT CONVERSION

By Panthers: Has never happened
Playoffs: Has never happened
By Opponents: Stephone Anthony returns Graham Gano PAT attempt blocked by Kevin Williams at New Orleans 12/06/15
Playoffs: Has never happened

SAFETY SCORED

By Panthers: Philip Rivers sacked in the end zone by Mario Addison vs. San Diego 12/11/16
Playoffs: Has never happened
By Opponents: Cam Newton sacked in the end zone by Danielle Hunter vs. Minnesota 9/25/16
Playoffs: Brad Nortman tackled in the end zone by Justin Bethel vs. Arizona 1/3/15

SHUTOUT SCORED IN A GAME

By Panthers: 38-0 vs. Atlanta Falcons 12/13/15
Playoffs: 23-0 at New York Giants 1/8/06
By Opponents: 41-0 vs. Atlanta 11/24/02
Playoffs: Has never happened

FIELD GOAL BLOCKED

By Panthers: Kawann Short blocks Connor Barth's 52-yard field goal attempt at Chicago
Playoffs: Shane Burton blocks Adam Vinatieri 36-yard field goal attempt at New England 2/1/04
By Opponents: Dominique Rodgers-Cromartie blocks Graham Gano's 34-yard field goal attempt at New York Giants 12/20/15
Playoffs: Has never happened

BLOCKED FIELD GOAL RETURNED FOR TOUCHDOWN

By Panthers: Doug Evans returns John Carney 37-yard field goal 54 yards vs. San Diego 12/17/00 (kick blocked by Jay Williams)
Playoffs: Has never happened
By Opponents: Aeneas Williams returns John Kasay 37-yard field goal 72 yards vs. Arizona 11/19/95 (kick blocked by Seth Joyner)
Playoffs: Has never happened

TWO POINT ATTEMPT MADE

By Panthers: Cam Newton run at New York Jets 11/26/17
Playoffs: Cam Newton pass to Mike Tolbert vs. Arizona 1/24/16
By Opponents: Case Keenum pass to B. Bell vs. Minnesota 12/10/17
Playoffs: Peyton Manning pass to Bennie Fowler vs. Denver 1/7/16

TWO POINT ATTEMPT FAILED

By Panthers: Cam Newton pass attempt failed at New York Jets 11/26/17
Playoffs: Jake Delhomme pass attempt failed vs. Arizona 1/10/08
By Opponents: Philip Rivers pass attempt failed vs. San Diego 12/11/16
Playoffs: Troy Aikman pass incomplete vs. Dallas 1/5/97

40 POINTS SCORED IN A GAME

By Panthers: 45, vs. Miami 11/13/17
Playoffs: 49, vs. Arizona 1/24/16
By Opponents: 40, at Seattle 12/4/16
Playoffs: Has never happened

50 POINTS SCORED IN A GAME

By Panthers: 52, vs. Cincinnati 12/8/02
Playoffs: Has never happened
By Opponents: 52, at Oakland 12/24/00
Playoffs: Has never happened

ALL-TIME CAREER SCORERS

SCORING	YEARS	TD	TDr	TDp	TDrt	FG	ATT	PAT	ATT	2pt.	S	PTS
Kasay, John	1995-2010	0	0	0	0	351 -	424	429 -	438	0	0	1482
Gano, Graham	2012-2017	0	0	0	0	151 -	177	217 -	227	0	0	670
Smith, Steve	2001-13	75	2	67	6	0 -	0	0 -	0	2	0	454
Stewart, Jonathan	2008-2017	58	51	7	0	0 -	0	0 -	0	0	0	348
Newton, Cam	2011-2017	54	54	0	0	0 -	0	0 -	0	2	0	328
Williams, DeAngelo	2006-2014	53	46	7	0	0 -	0	0 -	0	2	0	322
Muhammad, Muhsin	1996-2004; 2008-0	50	0	50	0	0 -	0	0 -	0	2	0	304
Walls, Wesley	1996-2002	44	0	44	0	0 -	0	0 -	0	0	0	264
Olsen, Greg	2011-2017	33	0	33	0	0 -	0	0 -	0	2	0	202
Davis, Stephen	2003-2005	20	20	0	0	0 -	0	0 -	0	0	0	120
Ginn Jr., Ted	2013, 2015-2016	19	0	19	0	0 -	0	0 -	0	0	0	114
Tolbert, Mike	2012-2016	19	13	6	0	0 -	0	0 -	0	0	0	114
Mare, Olindo	2011	0	0	0	0	22 -	28	44 -	45	0	0	110
Benjamin, Kelvin	2014-2017	18	0	18	0	0 -	0	0 -	0	0	0	108
Funchess, Devin	2015-2017	17	0	17	0	0 -	0	0 -	0	1	0	104
Biakabutuka, Tshimanga	1996-2001	17	14	3	0	0 -	0	0 -	0	0	0	102
Nedney, Joe	2000	0	0	0	0	26 -	28	20 -	20	0	0	98
Foster, DeShaun	2002-2007	14	10	4	0	0 -	0	0 -	0	0	0	84
Carrier, Mark	1995-1998	13	0	13	0	0 -	0	0 -	0	0	0	78
LaFell, Brandon	2010-2013	13	0	13	0	0 -	0	0 -	0	0	0	78
Lane, Fred	1997-1999	13	13	0	0	0 -	0	0 -	0	0	0	78
Jeffers, Patrick	1999-2001	12	0	12	0	0 -	0	0 -	0	0	0	72
Ismail, Raghib	1996-1998	11	1	10	0	0 -	0	0 -	0	0	0	66
Graham, Shayne	2002	0	0	0	0	13 -	18	21 -	21	0	0	60
Goings, Nick	2001-2008	9	6	3	0	0 -	0	0 -	0	1	0	56
Johnson, Anthony	1995-1999	9	7	2	0	0 -	0	0 -	0	1	0	56
Floyd, William	1998-2000	9	7	2	0	0 -	0	0 -	0	0	0	54
Green, Willie	1995-1996	9	0	9	0	0 -	0	0 -	0	0	0	54
Hoover, Brad	2000-2009	9	3	6	0	0 -	0	0 -	0	0	0	54
King, Jeff	2006-2010	9	0	9	0	0 -	0	0 -	0	0	0	54
Mangum, Kris	1997-2006	9	0	9	0	0 -	0	0 -	0	0	0	54
Brown, Corey	2014-2016	8	0	7	1	0 -	0	0 -	0	0	0	48
Carter, Drew	2004-2007	8	0	8	0	0 -	0	0 -	0	0	0	48
Proehl, Ricky	2003-2005	8	0	8	0	0 -	0	0 -	0	0	0	48
Cunningham, Richie	1999-2000	0	0	0	0	8 -	10	22 -	23	0	0	46
Colbert, Keary	2004-2007	7	0	7	0	0 -	0	0 -	0	1	0	44
Medlock, Justin	2012	0	0	0	0	7 -	10	23 -	23	0	0	44
McCaffrey, Christian	2017	7	2	5	0	0 -	0	0 -	0	0	0	42
Hayes, Donald	1998-2001	7	0	7	0	0 -	0	0 -	0	0	0	42
Smith, Lamar	2002	7	7	0	0	0 -	0	0 -	0	0	0	42
Dickson, Ed	2014-2017	5	0	5	1	0 -	0	0 -	0	0	0	36
Weinke, Chris	2001-2006	6	6	0	0	0 -	0	0 -	0	0	0	36
Bates, Michael	1996-2000	5	0	0	5	0 -	0	0 -	0	0	0	30
Brown, Dee	2002	5	4	1	0	0 -	0	0 -	0	0	0	30
Delhomme, Jake	2003-2009	5	5	0	0	0 -	0	0 -	0	0	0	30
Johnson, Keyshawn	2006	5	1	4	0	0 -	0	0 -	0	0	0	30
Munnerlyn, Captain	2009-2013; 2017	5	0	0	5	0 -	0	0 -	0	0	0	30
Rosario, Dante	2007-2010	5	0	5	0	0 -	0	0 -	0	0	0	30
Collins, Kerry	1995-1998	4	4	0	0	0 -	0	0 -	0	2	0	28
Cotchery, Jerricho	2014-2015	4	0	4	0	0 -	0	0 -	0	1	0	26
Artis-Payne, Cameron	2015-2017	4	4	0	0	0 -	0	0 -	0	0	0	24
Byrd, Isaac	2000-2002	4	0	4	0	0 -	0	0 -	0	0	0	24
Carruth, Rae	1997-1999	4	0	4	0	0 -	0	0 -	0	0	0	24
Griffith, Howard	1995-1996	4	2	2	0	0 -	0	0 -	0	0	0	24
Minter, Mike	1997-2006	4	0	0	4	0 -	0	0 -	0	0	0	24
Moore, Derrick	1995	4	4	0	0	0 -	0	0 -	0	0	0	24

Shockey, Jeremy	2011	4	0	4	0	0	-	0	0	-	0	0	24
Whittaker, Fozzy	2014-2017	4	2	2	0	0	-	0	0	-	0	0	24
Beuerlein, Steve	1996-2000	3	3	0	0	0	-	0	0	-	0	1	20
Gamble, Chris	2004-2012	3	0	0	3	0	-	0	0	-	0	0	18
Gettis, David	2010-13	3	0	3	0	0	-	0	0	-	0	0	18
Goodson, Mike	2009-2011	3	3	0	0	0	-	0	0	-	0	0	18
Greene, Scott	1996-1997	3	1	2	0	0	-	0	0	-	0	0	18
Hetherington, Chris	1999-2001	3	2	1	0	0	-	0	0	-	0	0	18
Huntley, Richard	2001	3	2	1	0	0	-	0	0	-	0	0	18
Metzelaars, Pete	1995	3	0	3	0	0	-	0	0	-	0	0	18
Peppers, Julius	2002-2009; 2017	3	0	0	3	0	-	0	0	-	0	0	18
Byrd, Damiere	2016-2017	3	0	2	1	0	-	0	0	-	0	0	18
Seidman, Mike	2003-2006	2	0	2	0	0	-	0	0	-	0	1	14
Coleman, Kurt	2015-2017	2	0	0	2	0	-	0	0	-	0	0	12
Crawford, Casey	2000-2001	2	0	1	1	0	-	0	0	-	0	0	12
Davis, Eric	1996-2000	2	0	0	2	0	-	0	0	-	0	0	12
Evans, Doug	1998-2001	2	0	0	2	0	-	0	0	-	0	0	12
Fauria, Christian	2007	2	0	2	0	0	-	0	0	-	0	0	12
Gaines, Michael	2004-2006	2	2	0	0	0	-	0	0	-	0	0	12
Guliford, Eric	1995	2	0	1	1	0	-	0	0	-	0	0	12
Kinchen, Brian	1999-2000	2	0	2	0	0	-	0	0	-	0	0	12
Kuechly, Luke	2012-2017	2	0	0	2	0	-	0	0	-	0	0	12
Manning, Jr., Ricky	2003-2005	2	0	0	2	0	-	0	0	-	0	0	12
Marshall, Richard	2006-2010	2	0	0	2	0	-	0	0	-	0	0	12
Mills, Sam	1995-1997	2	0	0	2	0	-	0	0	-	0	0	12
Murphy, Louis	2012	2	0	1	1	0	-	0	0	-	0	0	12
Norman, Josh	2011-2015	2	0	0	2	0	-	0	0	-	0	0	12
Pilares, Kealoha	2011-2012	2	0	1	1	0	-	0	0	-	0	0	12
Wiggins, Jermaine	2002	2	0	2	0	0	-	0	0	-	0	0	12
Chandler, Jeff	2004	0	0	0	0	0	-	2	8	-	8	0	8
Christian, Bob	1995-1996	1	0	1	0	0	-	0	0	-	0	2	8
Davis, Thomas	2005-2017	0	0	0	1	0	-	0	0	-	0	1	8
Stone, Dwight	1995-1998	1	0	0	1	0	-	0	0	-	0	0	8
Sauerbrun, Todd	2001-2004	0	0	0	0	1	-	1	4	-	4	0	7
Anderson, Rashard	2000-2001	1	0	0	1	0	-	0	0	-	0	0	6
Avant, Jason	2014	1	0	1	0	0	-	0	0	-	0	0	6
Barnidge, Gary	2008-12	1	0	1	0	0	-	0	0	-	0	0	6
Beebe, Don	1995	1	0	1	0	0	-	0	0	-	0	0	6
Bennett, Brandon	2004	1	1	0	0	0	-	0	0	-	0	0	6
Bersin, Brenton	2014-2017	1	0	1	0	0	-	0	0	-	0	0	6
Boston, Tre	2014-2016	1	0	0	1	0	-	0	0	-	0	0	6
Brockel, Richie	2011-2015	1	1	0	0	0	-	0	0	-	0	0	6
Broughton, Luther	1997-1998	1	0	1	0	0	-	0	0	-	0	0	6
Clay, Kaelin	2017	1	0	0	1	0	-	0	0	-	0	0	6
Florence, Drayton	2013	1	0	0	1	0	-	0	0	-	0	0	6
Gardner, Rod	2005	1	0	1	0	0	-	0	0	-	0	0	6
Godfrey, Charles	2008-2014	1	0	0	1	0	-	0	0	-	0	0	6
Greene, Kevin	1996; 1998-1999	1	0	0	1	0	-	0	0	-	0	0	6
Harper, Roman	2014-2015	1	0	0	1	0	-	0	0	-	0	0	6
Hitchcock, Jimmy	2000-2001	1	0	0	1	0	-	0	0	-	0	0	6
Hixon, Domenik	2013	1	0	1	0	0	-	0	0	-	0	0	6
Jarrett, Dwayne	2007-2010	1	0	1	0	0	-	0	0	-	0	0	6
King, Shawn	1996-1998	1	0	0	1	0	-	0	0	-	0	0	6
Kragen, Greg	1995-1997	1	0	0	1	0	-	0	0	-	0	0	6
Lucas, Ken	2005-2008	1	0	0	1	0	-	0	0	-	0	0	6
McKyer, Tim	1995	1	0	0	1	0	-	0	0	-	0	0	6
Mills, Ernie	1997	1	0	1	0	0	-	0	0	-	0	0	6
Moorehead, Kindal	2003-07	1	0	0	1	0	-	0	0	-	0	0	6
Naanee, Legedu	2011	1	0	1	0	0	-	0	0	-	0	0	6
Ogbonnaya, Chris	2014	1	1	0	0	0	-	0	0	-	0	0	6

Oliver, Winslow	1996-1998	1	0	0	1	0	-	0	0	-	0	0	0	6
Philyaw, Dino	1995-1996	1	1	0	0	0	-	0	0	-	0	0	0	6
Robertson, Jamal	2004-2005	1	1	0	0	0	-	0	0	-	0	0	0	6
Shepard, Russell	2017	1	0	1	0	0	-	0	0	-	0	0	0	6
Smart, Rod	2002-2005	1	0	0	1	0	-	0	0	-	0	0	0	6
Thompson, Shaq	2015-2017	1	0	0	1	0	-	0	0	-	0	0	0	6
Uwaezuoke, Iheanyi	2000	1	0	0	1	0	-	0	0	-	0	0	0	6
Vaughan, Josh	2010-2011	1	1	0	0	0	-	0	0	-	0	0	0	6
Wallace, Al	2002-2006	1	0	0	1	0	-	0	0	-	0	0	0	6
Wesley, Dante	2002-05; 2007-09	1	0	0	1	0	-	0	0	-	0	0	0	6
White, Melvin	2013-2014	1	0	0	1	0	-	0	0	-	0	0	0	6
Witherspoon, Will	2002-2005	1	0	0	1	0	-	0	0	-	0	0	0	6
Workman, Vince	1995	1	1	0	0	0	-	0	0	-	0	0	0	6
Hardy, Greg	2010-2014	0	0	0	0	0	-	0	0	-	0	0	2	4
Hilbert, Jon	2002	0	0	0	0	0	-	2	3	-	3	0	0	3
Addison, Mario	2012-2016	0	0	0	0	0	-	0	0	-	0	0	1	2
Applewhite, Antwan	2011-2012	0	0	0	0	0	-	0	0	-	0	0	1	2
Onatolu, Kenny	2012	0	0	0	0	0	-	0	0	-	0	0	1	2
Rasby, Walter	1995-1997	0	0	0	0	0	-	0	0	-	0	1	0	2
Rucker, Mike	1999-2007	0	0	0	0	0	-	0	0	-	0	0	1	2
Thomas, Hollis	2009	0	0	0	0	0	-	0	0	-	0	0	1	2
TOTALS		854	308	476	72	579	-	700	791	-	812	22	9	7724

ALL-TIME CAREER PASSERS

PASSING YARDS	YEARS	ATT	CMP	PCT	YDS	TD	INT	SACK	YDS LOST	Rtg	300yd
Newton, Cam	2011-2017	3,420	2,001	58.5%	25,074	158	94	256	1,943	85.3	16
Delhomme, Jake	2003-2009	2,669	1,580	59.2%	19,258	120	89	154	1,158	82.6	11
Beuerlein, Steve	1996-2000	1,723	1,041	60.4%	12,690	86	50	191	1,109	87.7	8
Collins, Kerry	1995-1998	1,340	694	51.8%	8,306	47	54	79	515	66.0	5
Weinke, Chris	2001-2006	687	373	54.3%	3,800	14	26	42	267	61.4	2
Peete, Rodney	2002-2004	392	228	58.2%	2,652	15	14	34	212	76.6	3
Moore, Matt	2007-2010	392	227	57.9%	2,640	16	17	28	208	73.9	1
Clausen, Jimmy	2010-2012	299	157	52.5%	1,558	3	9	33	223	58.4	0
Anderson, Derek	2011-2017	168	111	66.1%	1,265	7	5	4	17	90.0	0
Testaverde, Vinny	2007	172	94	54.7%	952	5	6	9	46	65.8	0
Carr, David	2007	136	73	53.7%	635	3	5	13	74	58.3	0
Reich, Frank	1995	84	37	44.0%	441	2	2	12	100	58.7	1
St. Pierre, Brian	2010	28	13	46.4%	173	1	2	3	23	48.7	0
Fasani, Randy	2002	44	15	34.1%	171	0	4	7	60	8.8	0
Lytle, Matt	2001	30	17	56.7%	133	1	3	3	24	39.3	0
Lewis, Jeff	1999-2000	35	18	51.4%	131	0	1	8	57	48.6	0
Trudeau, Jack	1995	17	11	64.7%	100	0	3	2	8	40.9	0
Basanez, Brett	2006-2008	11	6	54.5%	56	0	1	0	0	30.9	0
Pike, Tony	2010	12	6	50.0%	47	0	0	1	10	60.1	0
Guliford, Eric	1995	2	1	50.0%	46	0	1	0	0	56.3	0
Craig, Dameyune	2001	8	4	50.0%	34	0	0	2	15	61.5	0
Naanee, Legedu	2011	1	1	100.0%	27	0	0	0	0	118.8	0
Edwards, Armanti	2010-2013	3	2	66.7%	11	0	0	0	0	72.9	0
McCown, Josh	2008-2009	6	1	16.7%	2	0	0	1	6	39.6	0
Bono, Steve	1999	1	0	0.0%	0	0	0	0	0	39.6	0
Brown, Dee	2001-2002	1	0	0.0%	0	0	1	0	0	0.0	0
Floyd, William	1998-2000	1	0	0.0%	0	0	1	0	0	0.0	0
Foster, DeShaun	2002-2005	1	0	0.0%	0	0	0	0	0	39.6	0
Huntley, Richard	2001	1	0	0.0%	0	0	0	1	0	39.6	0
Johnson, Keyshawn	2006	1	0	0.0%	0	0	1	0	0	0.0	0
LaFell, Brandon	2010-2013	1	0	0.0%	0	0	0	0	0	39.6	0
Palardy, Michael	2017	1	0	0.0%	0	0	0	0	0	39.6	0
Proehl, Ricky	2003-2004	1	0	0.0%	0	0	0	0	0	39.6	0
Sauerbrun, Todd	2001-2004	1	0	0.0%	0	0	0	0	0	39.6	0
Smith, Steve	2001-2013	1	0	0.0%	0	0	0	0	0	39.6	0
Walter, Ken	1997-2000	2	0	0.0%	0	0	0	0	0	39.6	0
Workman, Vince	1995	1	0	0.0%	0	0	0	0	0	39.6	0
TOTAL		8,273	4,710	56.9%	55,128	320	295	627	4,132	75.3	31

TEAM YEAR BY YEAR	YEARS	ATT	CMP	PCT	YDS	TD	INT	SACK	YDS LOST	Rtg	300yd
	1995	537	263	49.0%	3,304	16	25	38	258	59.1	3
	1996	487	273	56.1%	3,333	22	11	36	250	83.0	1
	1997	534	289	54.1%	3,156	17	24	44	311	63.7	1
	1998	507	292	57.6%	3,624	25	18	54	302	81.5	1
	1999	575	345	60.0%	4,447	36	15	51	286	94.3	4
	2000	566	340	60.1%	3,850	19	19	69	382	77.7	4
	2001	579	314	54.2%	3,098	12	22	32	216	60.7	1
	2002	464	255	55.0%	2,981	15	22	44	287	65.7	3
	2003	460	270	58.7%	3,238	19	16	26	188	79.6	2
	2004	536	311	58.0%	3,889	29	15	33	246	87.0	4

2005	449	269	59.9%	3,485	25	16	28	214	88.1	1
2006	539	325	60.3%	3,486	19	17	32	222	77.9	2
2007	505	285	56.4%	2,941	19	17	33	206	71.9	1
2008	414	246	59.4%	3,288	15	12	20	130	84.7	0
2009	465	264	56.8%	3,070	16	20	33	271	70.5	2
2010	484	256	52.9%	2,635	9	21	50	346	57.0	1
2011	517	310	60.0%	4,051	21	17	35	260	84.5	3
2012	490	284	58.0%	3,927	19	12	36	244	86.5	3
2013	473	292	61.7%	3,379	24	13	43	336	88.8	1
2014	545	327	60.0%	3,828	23	12	42	317	86.2	1
2015	501	300	59.9%	3,873	35	10	33	284	99.2	3
2016	563	306	54.4%	3,962	21	19	36	277	75.1	3
2017	501	293	58.5%	3,319	22	16	35	242	79.7	2
TOTAL	11,691	6,709	57.4%	80,164	478	389	883	6,075	78.2	47

ALL-TIME CAREER RUSHERS

RUSHING YARDS	YEARS	RSH	YDS	AVG	LONG	TDs	100-yd. gms.
Stewart, Jonathan	2008-2017	1,699	7,318	4.3	69t	51	16
Williams, DeAngelo	2006-2014	1,433	6,846	4.8	77	46	18
Newton, Cam	2011-2017	828	4,320	5.2	72t	54	3
Foster, DeShaun	2002-2007	851	3,336	3.9	71	10	7
Biakabutuka, Tshimanga	1996-2001	611	2,530	4.1	67t	14	7
Davis, Stephen	2003-2005	522	2,085	4.0	40	20	7
Lane, Fred	1997-1999	502	2,001	4.0	50	13	6
Johnson, Anthony	1995-1999	482	1,795	3.7	29	7	6
Goings, Nick	2001-2008	400	1,470	3.7	57t	6	5
Tolbert, Mike	2012-2016	286	968	3.4	29	13	0
Hoover, Brad	2000-2009	284	961	3.4	35	3	1
Moore, Derrick	1995	195	740	3.8	53t	4	2
Smith, Lamar	2002	209	737	3.5	59	7	1
Huntley, Richard	2001	165	665	4.0	25	2	1
Whittaker, Fozzy	2014-2017	121	536	4.4	25	2	1
Goodson, Mike	2009-2011	125	501	4.0	45	3	2
McCaffrey, Christian	2017	117	435	3.7	40	2	0
Artis-Payne, Cameron	2015-2017	99	422	4.3	43	4	0
Smith, Steve	2001-2013	57	387	6.8	39	2	0
Brown, Dee	2002	102	360	3.5	24	4	1
Beuerlein, Steve	1996-2000	109	305	2.8	20	3	0
Delhomme, Jake	2003-2009	152	260	1.7	13	5	0
Collins, Kerry	1995-1998	107	217	2.0	21	4	0
Griffith, Howard	1995-1996	77	204	2.6	15	2	0
Ginn Jr., Ted	2013, 2015-2016	22	187	8.5	43	0	0
Oliver, Winslow	1996-1998	48	183	3.8	16	0	0
Floyd, William	1998-2000	79	182	2.3	16	7	0
Christian, Bob	1995-1996	41	158	3.9	17	0	0
Greene, Scott	1996-1997	45	157	3.5	10t	1	0
Ismail, Raghیب	1996-1998	15	154	10.3	36	1	0
Weinke, Chris	2001-2006	54	148	2.7	23	6	0
Brown, Corey	2014-2016	16	139	8.7	28	0	0
Sutton, Tyrell	2009-2010	25	139	5.6	32	0	0
Workman, Vince	1995	35	139	4.0	14	1	0
LaFell, Brandon	2010-2013	6	110	18.3	60	0	0
Fasani, Randy	2002	18	95	5.3	19	0	0
Thomas, Blair	1995	22	90	4.1	13	0	0
Hetherington, Chris	1999-2001	30	84	2.8	14	2	0
Reaves, Darrin	2014	32	77	2.4	9	0	0
Muhammad, Muhsin	1996-2004	11	64	5.8	20	0	0
Samuel, Curtis	2017	4	64	16.0	31	0	0
Baldwin, Randy	1995	23	61	2.7	9	0	0
Smart, Rod	2002-2005	27	61	2.3	6	0	0
Carr, David	2007	17	59	3.5	15	0	0
Clausen, Jimmy	2010-2012	23	57	2.5	11	0	0
Harris, Joey	2004	15	53	3.5	19	0	0
Ogbonnaya, Chris	2014	14	50	3.6	9	1	0
Robertson, Jamal	2004-2005	14	41	2.9	11	1	0
Philyaw, Dino	1996	12	38	3.2	8	1	0
Lewis, Jeff	1999-2000	12	37	3.1	19	0	0
Vaughan, Josh	2010-2011	10	31	3.1	9	1	0

Carruth, Rae	1996-1999	7	27	3.9	6	0	0
--------------	-----------	---	----	-----	---	---	---

Clay, Kaelin	2017	2	27	13.5	29	0	0
Moore, Matt	2007-2010	20	27	1.4	8	0	0
Bates, Michael	1996-2000	8	25	3.1	12	0	0
Anderson, Derek	2011-2017	23	24	1.0	8	0	0
Craig, Dameyune	1999-2001	5	24	4.8	13	0	0
Shelton, Eric	2005-2006	8	23	2.9	9	0	0
Fiammetta, Tony	2009-2010	7	22	3.1	11	0	0
Testaverde, Vinny	2007	9	22	2.4	16	0	0
Metcalf, Eric	1999	2	20	10.0	17	0	0
Montgomery, Joe	2002	7	20	2.9	5	0	0
Shepard, Russell	2017	2	19	9.5	11	0	0
Carter, Drew	2004-2007	2	18	9.0	11	0	0
Bennett, Brandon	2004	6	17	2.8	11	1	0
Pilares, Kealoha	2011-2012	1	17	17.0	5	0	0
Cotchery, Jerricho	2014-2015	1	16	16.0	16	0	0
Jeffers, Patrick	1999-2001	2	16	8.0	23	0	0
Adams, Joe	2012	3	13	4.3	5	0	0
Brockel, Richie	2011-2015	4	13	3.3	7t	1	0
Peete, Rodney	2002-2004	23	13	0.6	10	0	0
Byrd, Damiere	2016-2017	1	12	12.0	12	0	0
Edwards, Armanti	2010-2013	2	12	6.0	7	0	0
Hoard, Leroy	1996	5	11	2.2	5	0	0
Jarrett, Dwayne	2007-2010	1	11	11.0	11	0	0
Felton, Jerome	2011	3	10	3.3	4	0	0
Stone, Dwight	1995-1998	2	9	4.5	6	0	0
Lytle, Matt	2001	2	8	4.0	4	0	0
Barner, Kenjon	2013	6	7	1.2	2	0	0
Colbert, Kerry	2004-2007	1	6	6.0	6	0	0
Senn, Jordan	2010-2013	1	5	5.0	5	0	0
Smith, Armond	2012-2013	7	5	0.7	5	0	0
Johnson, Keyshawn	2006	1	4	4.0	4	1	0
Haynes, Alex	2007	3	3	1.0	3	0	0
Murphy, Louis	2012	1	3	3.0	3	0	0
Reich, Frank	1995	1	3	3.0	3	0	0
Basanez, Brett	2006	1	2	2.0	2	0	0
Gettis, David	2010-2012	3	2	0.7	19	0	0
Guliford, Eric	1995	2	2	1.0	1	0	0
Avant, Jason	2014	1	1	1.0	1	0	0
Green, Willie	1995-1996	1	1	1.0	1	0	0
Proehl, Ricky	2003-2005	2	1	0.5	9	0	0
Baker, Jason	2005-2011	1	0	0.0	0	0	0
Poole, Tauren	2014	1	0	0.0	0	0	0
Sauerbrun, Todd	2001-2004	1	0	0.0	0	0	0
Nortman, Brad	2012-2015	1	-1	-1.0	-1	0	0
Webb, Joe	2014-2016	1	-1	-1.0	-1	0	0
Bono, Steve	1999	2	-2	-1.0	-1	0	0
Byrd, Isaac	2000-2002	2	-2	-1.0	-2	0	0
Presley, De'Andre	2014	1	-2	-2.0	-2	0	0
Rosario, Dante	2007-2010	1	-2	-2.0	-2	0	0
McCown, Josh	2008	4	-3	-0.8	0	0	0
Carrier, Mark	1995-1998	3	-4	-1.3	4	0	0
Hankton, Karl	2000-2006	2	-4	-2.0	2	0	0
Nakamura, Haruki	2012	1	-4	-4.0	-4	0	0
Walter, Ken	1997-2000	5	-5	-1.0	-5	0	0
TOTAL		8,719	35,230	4.0	77	255	68

TEAM YEAR BY YEAR	1995	454	1,573	3.5	53t	10	2
	1996	502	1,729	3.4	35t	9	5
	1997	441	1,770	4.0	50	11	6
	1998	405	1,458	3.6	41	11	4
	1999	356	1,525	4.3	67t	12	2
	2000	363	1,186	3.3	43	7	2
	2001	354	1,372	3.9	39	9	2
	2002	452	1,586	3.5	59	11	2
	2003	522	2,091	4.0	40	9	7
	2004	422	1,582	3.7	71	10	6
	2005	487	1,679	3.4	70t	17	2
	2006	423	1,659	3.9	43t	7	4
	2007	451	1,824	4.0	75	7	3
	2008	504	2,437	4.8	69t	30	10
	2009	525	2,498	4.8	77	18	9
	2010	428	1,846	4.3	60	7	4
	2011	445	2,408	5.4	74t	26	1
	2012	462	2,088	4.5	72t	21	2
	2013	483	2,026	4.2	56	14	1
	2014	473	2,036	4.3	69t	10	3
	2015	526	2,282	4.3	47	19	2
	2016	453	1,814	4.0	47	16	2
	2017	490	2,102	4.3	69	15	2
TOTAL		10,421	42,571	4.1	77	306	83

ALL-TIME CAREER RECEIVERS

RECEIVING YARDS	YEARS	REC	YDS	AVG	LONG	TDs	100-YD GAMES
Smith, Steve	2001-2013	836	12,197	14.6	80t	67	43
Muhammad, Muhsin	1996-04; 2008-09	696	9,255	13.3	72t	50	27
Olsen, Greg	2011-2017	445	5,575	12.5	78t	33	10
Walls, Wesley	1996-2002	324	3,902	12.0	54	44	3
Carrier, Mark	1995-1998	176	2,547	14.5	66t	13	5
Benjamin, Kelvin	2014-2017	168	2,424	14.4	51	18	5
LaFell, Brandon	2010-2013	167	2,385	14.3	91t	13	2
Ginn Jr., Ted	2013, 2015-2016	134	2,047	15.3	88t	19	2
Hayes, Donald	1998-2001	132	1,855	14.1	56t	7	2
Funchess, Devin	2015-2017	117	1,684	14.4	52	16	2
Ismail, Raghib	1996-1998	117	1,657	14.2	62	10	5
Williams, DeAngelo	2006-2014	178	1,621	9.1	72t	7	1
Green, Willie	1995-1996	93	1,496	16.1	89t	9	5
Colbert, Keary	2004-2007	109	1,424	13.1	63	7	2
Mangum, Kris	1997-2006	151	1,424	9.4	35	9	0
Proehl, Ricky	2003-2005	86	1,327	15.4	69	8	2
Stewart, Jonathan	2008-2017	162	1,295	8.0	55t	7	1
Jeffers, Patrick	1999-2001	77	1,209	15.7	88t	12	5
Cotchery, Jerricho	2014-2015	87	1,065	12.2	59	4	0
Hoover, Brad	2000-2009	145	1,046	7.2	34	6	0
Brown, Corey	2014-2016	79	1,019	12.9	47t	7	0
Foster, DeShaun	2002-2007	126	996	7.9	47	4	0
Carter, Drew	2004-2007	71	977	13.8	49	8	2
King, Jeff	2006-2010	112	923	8.2	31	9	0
Byrd, Isaac	2000-2002	73	897	12.3	42	4	0
Rosario, Dante	2007-2010	82	894	10.9	54	5	0
Goings, Nick	2001-2008	110	880	8.0	37	3	0
Johnson, Anthony	1995-1999	103	816	7.9	55	2	0
Johnson, Keyshawn	2006	70	815	11.6	40	4	1
Dickson, Ed	2014-2017	67	807	12.0	64	5	1
Carruth, Rae	1997-1999	62	804	13.0	52	4	2
Biakabutuka, Tshimanga	1996-2001	77	789	10.2	47	3	0
Tolbert, Mike	2012-2016	94	771	8.2	40	6	0

McCaffrey, Christian	2017	80	651	8.1	37	5	1
Gettis, David	2010-2012	37	508	13.7	88	3	1
Naanee, Legedu	2011	44	467	10.6	28	1	0
Shockey, Jeremy	2011	37	455	12.3	29	4	0
Guliford, Eric	1995	29	444	15.3	49	1	0
Jarrett, Dwayne	2007-2010	35	428	12.2	30t	1	0
Floyd, William	1998-2000	62	416	6.7	25	2	0
Bersin, Brenton	2014-2017	32	415	13.0	30	1	0
Whittaker, Fozzy	2014-2017	47	397	8.4	28t	2	0
Murphy, Louis	2012	25	336	13.4	55	1	0
Gaines, Michael	2004-2006	31	335	10.8	38	2	0
Goodson, Mike	2009-2011	43	329	7.7	32	0	0
Barnidge, Gary	2008-2012	18	320	17.8	55	1	0
Griffith, Howard	1995-1996	38	286	7.5	21	2	0
Greene, Scott	1996-1997	42	284	6.8	25	2	0
Lane, Fred	1997-1999	43	275	6.4	23	0	0
Hankton, Karl	2000-2006	20	267	13.4	31	0	0
Christian, Bob	1995-1996	29	255	8.8	23	1	0
Hetherington, Chris	1999-2001	37	240	6.5	19	1	0
Davis, Stephen	2003-2005	21	236	11.2	25	0	0
Shepard, Russell	2017	17	202	11.9	40t	1	0
Avant, Jason	2014	21	201	9.6	22	1	0
Oliver, Winslow	1996-1998	21	191	9.1	29	0	0
Hackett, DJ	2008	13	181	13.9	37	0	0
Metzelaars, Pete	1995	20	171	8.6	27	3	0
Smith, Lamar	2002	20	167	8.4	58	0	0
Broughton, Luther	1997-1998; 2001	8	164	20.5	68t	1	0
Seidman, Mike	2003-2006	18	158	8.8	27	2	0
Beebe, Don	1995	14	152	10.9	24	1	0
Metcalf, Eric	1999	11	133	12.1	33	0	0
Sutton, Tyrell	2009-2010	18	132	7.3	14	0	0
Mills, Ernie	1997	11	127	11.5	37	1	0
Wiggins, Jermaine	2002-2003	16	125	7.8	23	2	0
Byrd, Damiere	2016-2017	11	121	11.0	21	2	0
Edwards, Armanti	2010-2013	5	121	24.2	82	0	0
Samuel, Curtis	2017	15	115	7.7	23	0	0
Clowney, David	2010	6	102	17.0	31	0	0
Huntley, Richard	2001	21	101	4.8	23	1	0
Brown, Dee	2002	17	86	5.1	15	1	0
Gardner, Rod	2005	9	84	9.3	15	1	0
Workman, Vince	1995	13	74	5.7	14	0	0
Artis-Payne, Cameron	2015-2017	7	71	10.1	20	0	0
Moore, Kenny	2008-2009	6	59	9.8	22	0	0
Clay, Kaelin	2017	5	57	11.4	15	0	0
Crawford, Casey	2000-2001	5	57	11.4	16	1	0
Hixon, Domenik	2013	7	55	7.9	14t	1	0
Kinchen, Brian	1999-2000	6	52	8.7	26t	2	0
Rasby, Walter	1995-1997	6	48	8.0	15	0	0
Uwaezuoke, Iheanyi	2000	4	46	11.5	21	0	0
Williams, Brandon	2013-2015	4	44	11.0	16	0	0
Pilares, Kealoha	2011-2012	2	42	21.0	36t	1	0
Bates, Michael	1996-2000	6	40	6.7	23	0	0
Fauria, Christian	2007	5	39	7.8	16	2	0
Biddle, Taye	2006	3	37	12.3	22	0	0
Robinson, Ryne	2007-2008	4	35	8.8	12	0	0
Fiammetta, Tony	2009-2010	5	34	6.8	11	0	0

Newton, Cam	2011-2017	1	33	33.0	27	0	0
Campbell, Matt	1995-2000	3	32	10.7	12	0	0
Jones, Mark	2008	2	32	16.0	19	0	0
Reaves, Darrin	2014	5	31	6.2	16	0	0
Hartsock, Ben	2011-2013	2	30	15.0	25	0	0
Manhertz, Chris	2016-2017	3	27	9.0	11	0	0
Brockel, Richie	2011-2015	4	25	6.3	12	0	0
Felton, Jerome	2011	2	24	12.0	17	0	0
Thomas, Blair	1995	3	24	8.0	14	0	0
Tillman, Lawyer	1995	2	22	11.0	12	0	0
Webb, Joe	2014-2016	2	19	9.5	16	0	0
Stone, Dwight	1995-1998	2	18	9.0	11	0	0
Smart, Rod	2002-2005	4	16	4.0	5	0	0
Dyson, Kevin	2003	2	15	7.5	9	0	0
Haynes, Alex	2007	3	14	4.7	6	0	0
Moore, Derrick	1995	4	12	3.0	5	0	0
Simonson, Scott	2015-2017	1	10	10.0	10	0	0
Adams, Joe	2012	1	7	7.0	7	0	0
Barner, Kenjon	2013	2	7	3.5	5	0	0
Martin, Charly	2009-2010	1	6	6.0	6	0	0
Shelton, Eric	2006	1	6	6.0	6	0	0
Ajirotutu, Seyi	2011	1	4	4.0	4	0	0
Craig, Dameyune	1999-2001	2	4	2.0	4	0	0
Dennis, Mark	1995-1996	1	3	3.0	3	0	0
Gross, Jordan	2003-13	0	1	0.0	1	0	0
Collins, Kerry	1995-1998	1	-11	-11.0	-11	0	0
TOTAL		6,711	80,202	12.0	91t	477	130

TEAM YEAR BY YEAR	1995	263	3,304	12.6	89t	16	7
	1996	273	3,333	12.2	55	22	3
	1997	289	3,156	10.9	59t	17	5
	1998	292	3,624	12.4	72t	25	7
	1999	345	4,447	12.9	88t	36	11
	2000	340	3,850	11.3	54	19	7
	2001	314	3,098	9.9	48	12	2
	2002	255	2,981	11.7	69	15	5
	2003	270	3,238	12.0	67t	19	5
	2004	311	3,889	12.5	63	29	9
	2005	269	3,485	13.0	80t	25	10
	2006	325	3,486	10.7	72t	19	7
	2007	285	2,941	10.3	74t	19	5
	2008	246	3,288	13.4	65t	15	9
	2009	264	3,070	11.6	66	16	2
	2010	256	2,635	10.3	88t	9	1
	2011	312	4,089	13.1	91t	21	8
	2012	284	3,927	13.8	82	19	6
	2013	292	3,379	11.6	79t	24	1
	2014	327	3,828	11.7	51	23	6
	2015	300	3,873	12.9	74t	35	4
	2016	306	3,962	12.9	88t	21	4
	2017	293	3,319	11.3	64	22	4
TOTAL		6,711	80,202	12.0	91t	478	128

ALL-TIME CAREER INTERCEPTORS

INTERCEPTORS	YEARS	INTS	YDS	AVG	LONG	TDs
Gamble, Chris	2004-2012	27	326	12.1	61t	2
Davis, Eric	1996-2000	25	226	9.0	56t	2
Minter, Mike	1997-2006	17	421	24.8	62	4
Kuechly, Luke	2012-2017	15	127	8.5	32t	1
Marshall, Richard	2006-2010	14	315	22.5	73	2
Evans, Doug	1998-2001	14	162	11.6	49	1
Lucas, Ken	2005-2008	13	158	12.2	43	0
Davis, Thomas	2005-2017	13	79	6.1	31	0
Godfrey, Charles	2008-2014	11	179	16.3	38	1
Coleman, Kurt	2015-2017	11	146	13.3	37	2
Grant, Deon	2000-2003	11	137	12.5	43	0
Beason, Jon	2007-2013	9	107	11.9	44	0
Manning, Ricky	2003-2005	9	99	11.0	30	1
Munnerlyn, Captain	2009-2013; 2017	7	230	32.9	74t	5
Norman, Josh	2012-2015	7	172	24.6	46t	2
Maxie, Brett	1995-1996	7	94	13.4	49	0
Witherspoon, Will	2002-2005	7	93	13.3	35	1
Cota, Chad	1995-1997	7	91	13.0	35	0
Mills, Sam	1995-1997	7	86	12.3	36t	1
Martin, Sherrod	2009-2012	7	85	12.1	34	0
Hitchcock, Jimmy	2000-2001	6	181	30.2	88t	1
Peppers, Julius	2002-2009; 2017	6	177	29.5	97	2
Terrell, Pat	1995-1997	6	39	6.5	21	0
Morgan, Dan	2001-2007	5	56	11.2	22	0
Harris, Chris	2007-2009	5	49	9.8	30	0
Poole, Tyrone	1995-1997	5	43	8.6	35	0
Howard, Reggie	2001-2003	5	37	7.4	16	0
Wallace, Al	2002-2006	4	96	24.0	53	0
Brady, Jeff	1998	4	85	21.3	43	0
Branch, Colin	2003-2006	4	79	19.8	76	0
Mitchell, Mike	2013	4	63	15.8	38	0
Harper, Roman	2014-2015	4	43	10.8	31t	1
Bradberry, James	2016-2017	4	24	6.0	16	0
Boston, Tre	2014-2016	3	113	37.7	84t	1
McKyer, Tim	1995	3	99	33.0	96t	1
McCree, Marlon	2005	3	73	24.3	46	0
White, Melvin	2013-2014	3	32	10.7	23	0
Cook, Toi	1996-1997	3	28	9.3	22	0
Worley, Daryl	2016-2017	3	22	7.3	22	0
Cooper, Deke	2002; 2007	3	19	6.3	19	0
Anderson, James	2006-2012	3	6	2.0	5	0
Lester, Robert	2013-2014	3	5	1.7	5	0
Cason, Antoine	2014	2	81	40.5	80	0
Fields, Mark	2002-2004	2	51	25.5	30	0
Adams, Mike	2017	2	42	21.0	40	0
Florence, Drayton	2013	2	40	20.0	38t	1
Nakamura, Haruki	2012	2	39	19.5	21	0
Buckner, Brentson	2001-2005	2	37	18.5	29	0
Alexander, Brent	1998-1999	2	18	9.0	18	0
Greene, Kevin	1996,1998-1999	2	18	9.0	18	0
Wells, Dean	1999-2001	2	15	7.5	14	0

McDaniel, Emmanuel	2002	2	13	6.5	13	0
Jones, Colin	2012-2017	2	10	5.0	10	0
Cousin, Terry	2002	2	4	2.0	4	0
Gilbert, Sean	1998-2002	2	4	2.0	4	0
Benwikere, Bené	2014-2016	2	1	0.5	1	0
Williams, Shaun	2006	2	1	0.5	1	0
Tillman, Charles	2015	2	0	0.0	0	0
Stanford, R.J.	2010-2011	1	53	53.0	53	0
Smith, Rod	1995-1996,1997-1998	1	43	43.0	43	0
Lofton, Steve	1995-1996,1998-1999	1	42	42.0	42	0
DeCoud, Thomas	2014	1	35	35.0	35	0
McDowell, Bubba	1995	1	33	33.0	33	0
Kragen, Greg	1995-1997	1	29	29.0	29	0
Edwards, Dwan	2012-2015	1	27	27.0	27	0
Richardson, Damien	1998-2004	1	27	27.0	27	0
McClain, Robert	2010; 2015-2016	1	24	24.0	24	0
Veland, Tony	1998	1	24	24.0	24	0
Allen, Brian	2002-2004	1	21	21.0	21	0
Senn, Jordan	2009-2013	1	21	21.0	21	0
Nelson, Jonathan	2011	1	20	20.0	20	0
Williams, Teddy	2015-2017	1	19	19.0	19	0
Moorehead, Kindal	2003-2007	1	17	17.0	17	1
Thompson, Shaq	2015-2017	1	12	12.0	12	0
Barrow, Micheal	1997-1999	1	10	10.0	10	0
Burton, Shane	2002-2003	1	10	10.0	10	0
Hawkins, Artrell	2004	1	9	9.0	9	0
Kesier, Thomas	2011-2012	1	9	9.0	9	0
Klein, A.J.	2013-2015	1	8	8.0	8	0
Morton, Christian	2006	1	8	8.0	8	0
Ealy, Kony	2014-2016	1	7	7.0	7	0
McGill, Lenny	1998	1	6	6.0	6	0
Johnson, Ed	2010	1	5	5.0	5	0
Manuel, Marquand	2007	1	4	4.0	4	0
Lloyd, Greg	1998	1	3	3.0	3	0
King, Shawn	1995-1998	1	1	1.0	1	0
Lathon, Lamar	1995-1998	1	1	1.0	1	0
Anderson, Rashard	2000-2001	1	0	0.0	0	0
Brown, Everette	2009-2010	1	0	0.0	0	0
Diggs, Na'il	2006-2009	1	0	0.0	0	0
Navies, Hannibal	2000-2002	1	0	0.0	0	0
Pieri, Damon	1995-1997	1	0	0.0	0	0
Robinson, Eugene	2000	1	0	0.0	0	0
Rucker, Mike	1999-2007	1	0	0.0	0	0
Thomas, Josh	2011-13	1	0	0.0	0	0
Towns, Lester	2000-2003	1	0	0.0	0	0
Williams, Jay	2000-2002	1	0	0.0	0	0
Woodall, Lee	2000	1	0	0.0	0	0
Pugh, Jordan	2010-2011	1	-2	-2.0	-2	0
TOTAL		373	5,276	14.1	97	31

ALL-TIME 300-YARD PASSING GAMES

PLAYER	DATE	OPPONENT	ATT	CMP	YDS	TD	INT
Newton, Cam	9/18/2011	Green Bay	46	28	432	1	3
Weinke, Chris	12/10/2006	New York Giants	61	34	423	1	3
Newton, Cam	9/11/2011	at Arizona	37	24	422	2	1
Newton, Cam	10/2/2011	at Chicago	46	27	374	1	1
Beuerlein, Steve	12/12/1999	at Green Bay	42	29	373	3	0
Beuerlein, Steve	12/18/1999	San Francisco	38	27	368	4	0
Delhomme, Jake	10/15/2006	at Baltimore	39	24	365	2	2
Beuerlein, Steve	9/10/2000	at San Francisco	32	24	364	3	1
Delhomme, Jake	10/19/2003	Tennessee	49	31	362	2	0
Newton, Cam	10/8/2017	at Detroit	33	26	355	3	0
Newton, Cam	9/18/2016	San Francisco	40	24	353	4	1
Delhomme, Jake	10/30/2005	Minnesota	30	21	341	3	0
Newton, Cam	12/20/2015	at New York Giants	45	25	340	5	0
Delhomme, Jake	12/18/2004	at Atlanta	35	24	340	2	1
Newton, Cam†	1/24/2016	Arizona	28	19	335	2	1
Collins, Kerry	11/26/1995	at New Orleans	46	17	335	3	4
Beuerlein, Steve	10/3/1999	at Washington	47	23	334	1	1
Beuerlein, Steve	10/8/2000	Seattle	39	27	332	2	1
Newton, Cam	12/6/2015	at New Orleans	41	28	331	5	1
Reich, Frank	9/3/1995	at Atlanta	44	23	329	2	0
Collins, Kerry	9/21/1997	Kansas City	47	24	328	1	4
Collins, Kerry	12/8/1996	at San Francisco	37	22	327	3	0
Delhomme, Jake	10/25/2009	Buffalo	44	27	325	0	3
Delhomme, Jake†	2/1/2004	New England	33	16	323	3	0
Newton, Cam	10/16/2016	at New Orleans	47	27	322	2	1
Beuerlein, Steve	1/2/2000	New Orleans	41	22	322	5	0
Delhomme, Jake†	1/15/2006	at Chicago	33	24	319	3	1
Peete, Rodney	12/8/2002	Cincinnati	29	21	319	3	1
Delhomme, Jake	11/16/2003	Washington	30	20	317	0	2
Newton, Cam	10/1/2017	at New England	29	22	316	3	1
Delhomme, Jake	9/16/2007	Houston	41	27	316	3	1
Newton, Cam	9/27/2015	New Orleans	31	20	315	2	0
Newton, Cam	10/28/2012	at Chicago	39	20	314	0	2
Weinke, Chris	12/23/2001	St. Louis	51	24	312	1	0
Peete, Rodney	11/10/2002	New Orleans	40	23	310	2	1
Peete, Rodney	9/15/2002	Detroit	32	21	310	1	0
Beuerlein, Steve	10/22/2000	San Francisco	44	28	309	3	0
Collins, Kerry	10/29/1995	at New England	45	25	309	2	1
Delhomme, Jake	10/3/2004	Atlanta	38	23	308	0	2
Delhomme, Jake	9/20/2009	at Atlanta	41	25	308	1	1
Moore, Matt	10/24/2010	San Francisco	41	28	308	2	1
Newton, Cam	10/6/2013	at Arizona	39	21	308	0	3
Delhomme, Jake	1/2/2005	New Orleans	50	24	307	2	0
Newton, Cam	11/10/2014	at Philadelphia	40	25	306	2	3
Newton, Cam	11/26/2012	at Philadelphia	28	18	306	2	0
Delhomme, Jake	11/14/2004	at San Francisco	34	19	303	3	0
Newton, Cam	9/9/2012	at Tampa Bay	33	23	303	1	2
Collins, Kerry	10/4/1998	at Atlanta	38	20	302	3	2
Newton, Cam	12/19/2016	at Washington	37	21	300	2	0
Beuerlein, Steve	10/17/1999	at San Francisco	36	23	300	4	3

† POSTSEASON

ALL-TIME 100-YARD RUSHING GAMES

PLAYER	DATE	OPPONENT	RSH	YDS	TD
Williams, DeAngelo	12/30/2012	at New Orleans	21	210	2
Stewart, Jonathan	12/27/2009	at New York Giants	28	206	1
Williams, DeAngelo	12/8/2008	Tampa Bay	19	186	2
Williams, DeAngelo	12/28/2008	at New Orleans	25	178	0
Davis, Stephen	10/26/2003	at New Orleans	31	178	2
Foster, DeShaun	9/19/2004	at Kansas City	32	174	1
Huntley, Richard	1/6/2002	New England	21	168	0
Foster, DeShaun	1/1/2006	at Atlanta	18	165	1
Davis, Stephen	10/5/2003	New Orleans	30	159	1
Williams, DeAngelo	11/1/2009	at Arizona	23	158	0
Stewart, Jonathan	12/7/2014	New Orleans	20	155	1
Smith, Lamar	9/22/2002	at Minnesota	30	154	2
Davis, Stephen	11/2/2003	at Houston	30	153	0
Davis, Stephen	9/28/2003	Atlanta	21	153	1
Williams, DeAngelo	10/18/2009	at Tampa Bay	30	152	2
Foster, DeShaun†	1/8/2006	at New York Giants	27	151	0
Williams, DeAngelo	11/8/2009	at New Orleans	21	149	2
Lane, Fred	11/2/1997	Oakland	28	147	3
Davis, Stephen	9/14/2003	at Tampa Bay	33	142	0
Biakabutuka, Tshimanga	10/3/1999	at Washington	12	142	3
Williams, DeAngelo	11/9/2008	at Oakland	19	140	1
Lane, Fred	12/8/1997	at Dallas	34	138	0
Stewart, Jonathan	12/19/2010	Arizona	27	137	0
Johnson, Anthony	8/31/1997	Washington	20	134	0
Stewart, Jonathan	12/12/2010	Atlanta	18	133	0
Stewart, Jonathan	12/19/2016	at Washington	25	132	0
Biakabutuka, Tshimanga	9/26/1999	Cincinnati	8	132	2
Foster, DeShaun	12/4/2005	Atlanta	24	131	1
Stewart, Jonathan	11/16/2008	Detroit	15	130	1
Goings, Nick	12/26/2004	at Tampa Bay	33	127	0
Johnson, Anthony	10/13/1996	St. Louis	22	126	0
Stewart, Jonathan	10/25/2015	Philadelphia	24	125	0
Stewart, Jonathan	1/3/2010	New Orleans	16	125	1
Stewart, Jonathan†	1/3/2015	Arizona	24	123	1
Williams, DeAngelo	10/5/2008	Kansas City	20	123	2
Johnson, Anthony	11/17/1996	at St. Louis	27	123	1
Johnson, Anthony	10/20/1996	New Orleans	29	123	0
Moore, Derrick	10/1/1995	Tampa Bay	21	123	1
Stewart, Jonathan	12/21/2014	Cleveland	24	122	0
Williams, DeAngelo	11/19/2009	Miami	13	122	0
Foster, DeShaun	9/23/2007	at Atlanta	20	122	0
Goings, Nick	12/5/2004	at New Orleans	36	122	1
Brown, Dee	12/1/2002	at Cleveland	27	122	0
Williams, DeAngelo	12/30/2007	at Tampa Bay	20	121	2
Williams, DeAngelo	10/14/2007	at Arizona	10	121	1
Goings, Nick	11/21/2004	Arizona	22	121	3
Biakabutuka, Tshimanga	10/21/2001	at Washington	20	121	1
Williams, DeAngelo	9/22/2013	New York Giants	23	120	0
Goodson, Mike	11/21/2010	Baltimore	22	120	0
Stewart, Jonathan	12/6/2009	Tampa Bay	26	120	1
Williams, DeAngelo	11/16/2008	Detroit	14	120	2

Lane, Fred	12/14/1997	Green Bay	19	119	1
Moore, Derrick	10/29/1995	at New England	28	119	0
Hoover, Brad	11/27/2000	Green Bay	24	117	1
Newton, Cam	12/9/2012	Atlanta	9	116	1
Williams, DeAngelo	10/9/2011	New Orleans	9	115	1
Stewart, Jonathan	12/8/2008	Tampa Bay	15	115	2
Davis, Stephen	11/30/2003	Philadelphia	23	115	0
Williams, DeAngelo	11/19/2006	St. Louis	20	114	0
Lane, Fred	11/30/1997	New Orleans	13	112	1
Davis, Stephen	9/7/2003	Jacksonville	22	111	0
Johnson, Anthony	12/1/1996	Tampa Bay	26	111	1
Stewart, Jonathan	11/13/2017	Miami	17	110	1
Stewart, Jonathan	10/18/2009	at Tampa Bay	17	110	1
Stewart, Jonathan	12/20/2009	Minnesota	25	109	1
Biakabutuka, Tshimanga	12/27/1998	at Indianapolis	25	109	1
Williams, DeAngelo	12/21/2008	at New York Giants	24	108	4
Williams, DeAngelo	10/26/2008	Arizona	17	108	1
Goings, Nick	12/12/2004	St. Louis	31	108	1
Newton, Cam	10/13/2014	at Cincinnati	17	107	1
Foster, DeShaun	10/8/2006	Cleveland	24	106	0
Goings, Nick	11/28/2004	Tampa Bay	23	106	0
Foster, DeShaun	10/1/2006	New Orleans	16	105	1
Davis, Stephen†	1/3/2004	Dallas	26	104	1
Biakabutuka, Tshimanga	10/26/1997	Atlanta	23	104	2
Johnson, Anthony†	1/5/1997	Dallas	26	104	0
Stewart, Jonathan	12/10/2017	Minnesota	16	103	3
Biakabutuka, Tshimanga	10/8/2000	Seattle	23	103	0
Biakabutuka, Tshimanga	12/13/1998	Washington	17	103	1
Stewart, Jonathan	11/22/2015	Washington	21	102	0
Foster, DeShaun	12/24/2006	at Atlanta	28	102	0
Johnson, Anthony	10/6/1996	at Minnesota	23	102	1
Williams, DeAngelo	11/23/2008	at Atlanta	19	101	1
Lane, Fred	11/1/1998	New Orleans	35	101	1
Whittaker, Fozzy	9/18/2016	San Francisco	16	100	0
Newton, Cam	12/20/2015	at New York Giants	8	100	0
Goodson, Mike	11/14/2010	at Tampa Bay	23	100	0
Lane, Fred	9/13/1998	at New Orleans	18	100	0

† POSTSEASON

ALL-TIME 100-YARD RECEIVING GAMES

Player	Date	Opponent	Rec	Yds	TD
Smith, Steve†	1/15/2006	at Chicago	12	218	2
Smith, Steve	10/30/2005	Minnesota	11	201	1
Muhammad, Muhsin	9/13/1998	at New Orleans	9	192	1
Smith, Steve	10/15/2006	at Baltimore	8	189	1
Muhammad, Muhsin	11/16/2003	Washington	9	189	0
Olsen, Greg	10/10/2016	Tampa Bay	9	181	0
Smith, Steve	10/2/2011	at Chicago	8	181	0
Muhammad, Muhsin	12/5/2004	at New Orleans	10	179	1
Smith, Steve	9/11/2011	at Arizona	8	178	2
Smith, Steve	9/25/2005	at Miami	11	170	3
Smith, Steve	11/20/2005	at Chicago	14	169	0
Smith, Steve	11/23/2008	at Atlanta	8	168	0
Smith, Steve	12/14/2008	Denver	9	165	1
Jeffers, Patrick	1/2/2000	New Orleans	7	165	2
Smith, Steve†	1/10/2004	at St. Louis	6	163	1
Jeffers, Patrick	12/27/1999	at Pittsburgh	5	160	2
Smith, Steve	12/20/2009	Minnesota	9	157	1
Green, Willie	12/8/1996	at San Francisco	7	157	1
Green, Willie	11/12/1995	at St. Louis	6	157	1
Smith, Steve	9/18/2011	Green Bay	6	156	0
Smith, Steve	9/16/2007	Houston	8	153	3
Smith, Steve	10/19/2003	Tennessee	10	151	1
Muhammad, Muhsin	10/3/1999	at Washington	8	151	0
Smith, Steve	11/13/2006	Tampa Bay	8	149	1
Muhammad, Muhsin	9/28/2008	Atlanta	8	147	1
Jeffers, Patrick	12/12/1999	at Green Bay	8	147	2
Walls, Wesley	9/7/1997	at Atlanta	7	147	0
Green, Willie	12/17/1995	Atlanta	4	147	1
Carter, Drew	12/10/2006	New York Giants	8	144	1
Smith, Steve	12/8/2002	Cincinnati	5	144	1
Smith, Steve	10/23/2011	Washington	7	143	0
Muhammad, Muhsin†	2/1/2004	New England	4	140	1
Smith, Steve	9/11/2005	New Orleans	8	138	1
Jeffers, Patrick	12/18/1999	San Francisco	8	138	1
Smith, Steve	12/22/2007	Dallas	9	137	1
Boldin, Anquan†	1/12/2014	San Francisco	8	136	0
Smith, Steve	10/14/2007	at Arizona	10	136	1
Muhammad, Muhsin	12/18/2004	at Atlanta	10	135	1
Smith, Steve†	1/3/2004	Dallas	5	135	1
Olsen, Greg	9/27/2015	New Orleans	8	134	2
Smith, Steve	12/28/2008	at New Orleans	5	134	0
Proehl, Ricky	11/9/2003	Tampa Bay	3	133	1
Hayes, Donald	11/28/1999	Atlanta	5	133	1
Carter, Drew	11/18/2007	at Green Bay	5	132	1
Muhammad, Muhsin	9/23/2001	at Atlanta	10	132	0
Carrier, Mark	11/26/1995	at New Orleans	6	132	2
Olsen, Greg	10/18/2015	at Seattle	7	131	1
Smith, Steve	9/20/2009	at Atlanta	8	131	0
Smith, Steve	1/1/2006	at Atlanta	9	131	1
Muhammad, Muhsin	11/27/2000	Green Bay	11	131	2
Olsen, Greg	12/6/2015	at New Orleans	9	129	0

Muhammad, Muhsin	10/22/2000	San Francisco	9	127	0
Smith, Steve	10/22/2006	at Cincinnati	8	126	0
Muhammad, Muhsin	12/18/1999	San Francisco	11	126	3
Smith, Steve	12/11/2011	Atlanta	6	125	0
Gettis, David	10/24/2010	San Francisco	8	125	2
Muhammad, Muhsin	11/14/1999	at St. Louis	9	125	0
Carrier, Mark	9/26/1996	at Jacksonville	8	124	2
Smith, Steve	10/16/2005	at Detroit	6	123	1
Muhammad, Muhsin	11/14/2004	at San Francisco	6	123	3
Olsen, Greg	9/18/2016	San Francisco	5	122	1
Smith, Steve	10/19/2008	New Orleans	6	122	1
Green, Willie	9/3/1995	at Atlanta	7	121	1
Ginn, Jr., Ted	12/13/2015	Atlanta	2	120	2
Smith, Steve	12/2/2012	at Kansas City	5	120	1
Olsen, Greg	11/10/2014	at Philadelphia	6	119	0
Smith, Steve	10/9/2005	at Arizona	8	119	2
Ismail, Raghieb	9/6/1998	Atlanta	6	119	1
Smith, Steve	10/28/2012	at Chicago	7	118	0
Smith, Steve	9/9/2007	at St. Louis	7	118	1
Muhammad, Muhsin	11/21/2004	Arizona	6	118	2
Muhammad, Muhsin	12/13/1998	Washington	7	118	0
Smith, Steve	12/8/2008	Tampa Bay	9	117	1
Smith, Steve	10/26/2008	Arizona	5	117	2
Muhammad, Muhsin	9/26/1999	Cincinnati	8	117	0
Ismail, Raghieb	10/11/1998	at Dallas	6	117	2
Olsen, Greg	12/17/2017	Green Bay	9	116	1
Smith, Steve	9/29/2002	at Green Bay	5	116	0
Ginn, Jr., Ted	11/27/2016	at Oakland	4	115	1
Benjamin, Kelvin	9/21/2014	Pittsburgh	8	115	1
Muhammad, Muhsin	12/26/2004	at Tampa Bay	8	115	2
Colbert, Keary	10/10/2004	at Denver	4	115	1
Hayes, Donald	9/10/2000	at San Francisco	6	115	1
Muhammad, Muhsin	10/3/2004	Atlanta	7	114	0
Muhammad, Muhsin	12/24/2000	at Oakland	10	114	0
Carrier, Mark	10/8/1995	at Chicago	5	114	1
Brown, Corey†	1/24/2016	Arizona	4	113	1
Olsen, Greg†	1/24/2016	Arizona	6	113	0
Smith, Steve	10/12/2008	at Tampa Bay	6	112	0
Smith, Steve	9/24/2006	at Tampa Bay	7	112	0
Muhammad, Muhsin	11/10/2002	New Orleans	4	112	0
Olsen, Greg	12/14/2014	Tampa Bay	10	110	0
Carruth, Rae	9/21/1997	Kansas City	8	110	0
Benjamin, Kelvin	11/16/2014	Atlanta	9	109	1
Smith, Steve	12/9/2012	Atlanta	7	109	0
Ismail, Raghieb	12/27/1998	at Indianapolis	7	109	1
Funchess, Devin	11/26/2017	at New York Jets	7	108	0
Benjamin, Kelvin	9/18/2016	San Francisco	7	108	2
Muhammad, Muhsin	9/10/2000	at San Francisco	8	108	1
Ismail, Raghieb	11/3/1996	at Atlanta	5	108	0
LaFell, Brandon	10/13/2013	at Minnesota	4	107	1
Muhammad, Muhsin	9/15/2002	Detroit	8	107	1
Jeffers, Patrick	12/5/1999	St. Louis	7	107	1
Carruth, Rae	10/12/1997	at Minnesota	6	107	1
Smith, Steve	9/9/2012	at Tampa Bay	7	106	0
Johnson, Keyshawn	9/17/2006	at Minnesota	5	106	0
Smith, Steve	11/6/2005	at Tampa Bay	5	106	1

Muhammad, Muhsin	10/31/2004	at Seattle	8	106	2
Muhammad, Muhsin	12/8/2002	Cincinnati	8	106	1
Walls, Wesley	11/23/1997	at St. Louis	8	106	0
Olsen, Greg	10/19/2014	at Green Bay	8	105	0
Smith, Steve	11/30/2008	at Green Bay	4	105	0
Green, Willie	11/26/1995	at New Orleans	4	105	1
Benjamin, Kelvin	10/1/2017	at New England	4	104	0
Benjamin, Kelvin	12/14/2014	Tampa Bay	8	104	0
Ginn, Jr., Ted†	1/12/2014	San Francisco	4	104	0
Smith, Steve	9/16/2012	New Orleans	3	104	0
Proehl, Ricky	12/24/2005	Dallas	2	104	1
Muhammad, Muhsin	12/9/2001	at Buffalo	8	104	0
Muhammad, Muhsin	10/4/1998	at Atlanta	4	104	1
LaFell, Brandon	12/24/2011	Tampa Bay	3	103	1
Smith, Steve	12/11/2005	Tampa Bay	5	103	0
Muhammad, Muhsin†	1/3/2004	Dallas	4	103	0
Smith, Steve	10/12/2003	at Indianapolis	6	103	1
Muhammad, Muhsin	9/19/1999	Jacksonville	4	103	1
Olsen, Greg	11/11/2012	Denver	9	102	2
Muhammad, Muhsin	12/10/2000	at Kansas City	8	102	0
Walls, Wesley	10/8/2000	Seattle	7	102	0
Ismail, Raghib	11/30/1997	New Orleans	6	102	0
McCaffrey, Christian	9/24/2017	New Orleans	9	101	0
Williams, DeAngelo	12/4/2006	at Philadelphia	7	101	1
Carrier, Mark	12/24/1995	at Washington	7	101	0
Smith, Steve	10/30/2011	Minnesota	7	100	1
Stewart, Jonathan	9/18/2011	Green Bay	8	100	0
Colbert, Keary	10/31/2004	at Seattle	4	100	0
Smith, Steve	10/26/2003	at New Orleans	9	100	0
Carrier, Mark	10/25/1998	Buffalo	5	100	1

† POSTSEASON

OPPONENTS' ALL-TIME 300-YARD PASSING GAMES

PLAYER	DATE	OPPONENT	ATT	CMP	YDS	TD	INT
Ryan, Matt	10/2/2016	at Atlanta	37	28	503	4	1
Brees, Drew	10/16/2016	New Orleans	49	34	465	4	1
Green, Trent	11/5/2000	at St. Louis	42	29	431	2	0
Brees, Drew	12/30/2012	at New Orleans	43	29	396	4	1
McCown, Josh	10/9/2005	at Arizona	46	29	394	2	3
Young, Steve	12/8/1996	at San Francisco	41	27	393	3	2
Brees, Drew	1/1/2012	at New Orleans	35	28	389	5	1
Favre, Brett	9/27/1998	Green Bay	45	27	388	5	3
Brees, Drew	12/28/2008	at New Orleans	49	30	386	4	1
Warner, Kurt	10/26/2008	Arizona	49	35	381	2	1
Rodgers, Aaron	11/9/2015	Green Bay	48	25	369	4	1
Ryan, Matt	9/30/2012	at Atlanta	40	25	369	3	1
Winston, Jameis	12/24/2017	Tampa Bay	27	21	367	1	0
Wilson, Russell†	1/17/2016	Seattle	48	31	366	3	2
Palmer, Carson	10/30/2016	Arizona	46	35	363	3	1
Harrington, Joey	9/23/2007	at Atlanta	44	31	361	2	0
Brees, Drew	10/9/2011	New Orleans	45	32	359	2	1
Culpepper, Daunte	11/19/2000	at Minnesota	29	22	357	3	0
Brady, Tom†	2/1/2004	at New England	48	32	354	3	1
Warner, Kurt	12/5/1999	St. Louis	31	22	351	3	2
Brees, Drew	10/1/2006	New Orleans	38	28	349	1	0
Griese, Brian	11/28/2004	Tampa Bay	39	27	347	2	1
Banks, Tony	10/21/2001	at Washington	30	17	346	1	1
King, Shaun	11/21/2004	Arizona	52	28	343	1	3
Ryan, Matt	12/9/2012	Atlanta	49	34	342	2	1
Detmer, Ty	10/27/1996	at Philadelphia	38	23	342	1	1
Johnson, Brad	9/14/2003	at Tampa Bay	61	34	339	1	1
Johnson, Brad	10/3/1999	at Washington	33	20	337	4	0
Young, Steve	12/10/1995	San Francisco	45	31	336	2	1
Stafford, Matthew	11/20/2011	at Detroit	36	28	335	5	2
Sanchez, Mark	11/10/2014	at Philadelphia	37	20	332	2	0
Bulger, Marc†	1/10/2004	St. Louis	46	27	332	0	3
Brees, Drew	11/8/2009	at New Orleans	35	24	330	1	1
Brooks, Aaron	12/2/2001	at New Orleans	40	26	330	3	1
Flacco, Joe	9/28/2014	at Baltimore	31	22	327	3	0
Grbac, Elvis	11/5/1995	at San Francisco	37	26	327	0	2
Winston, Jameis	1/3/2016	Tampa Bay	47	29	325	0	2
Brees, Drew	9/16/2012	New Orleans	49	31	325	1	2
Toliver, Billy Joe	11/1/1998	New Orleans	48	24	325	2	2
Dalton, Andy	10/12/2014	at Cincinnati	43	33	323	2	2
Freeman, Josh	12/6/2009	Tampa Bay	44	23	321	0	5
Garcia, Jeff	12/8/2008	Tampa Bay	38	24	321	2	0
Griese, Brian	12/26/2004	at Tampa Bay	41	30	321	3	2
Russell Wilson	9/8/2013	Seattle	33	25	320	1	0
Ryan, Matt	12/11/2011	Atlanta	38	22	320	4	0
Roethlisberger, Ben	12/23/2010	at Pittsburgh	32	22	320	1	0
Ryan, Matt	12/31/2017	at Atlanta	45	28	317	1	0
Cousins, Kirk	12/19/2016	at Washington	47	32	315	0	1
Carr, Derek	11/27/2016	at Oakland	38	26	315	2	1
Grbac, Elvis	12/10/2000	at Kansas City	44	31	315	1	2
Chandler, Chris	11/28/1999	Atlanta	42	24	315	4	0

Ryan, Matt	11/5/2017	Atlanta	38	24	313	2	1
Brees, Drew	12/8/2013	at New Orleans	42	30	313	4	0
Garcia, Jeff	12/4/2006	at Philadelphia	39	21	312	3	0
McCown, Luke	9/27/2015	New Orleans	38	31	310	0	1
Tannehill, Ryan	11/24/2013	at Miami	42	28	310	1	1
George, Jeff	12/17/1995	Atlanta	53	29	310	2	2
Kolb, Kevin	9/11/2011	at Arizona	27	18	309	2	0
Rodgers, Aaron	9/18/2011	Green Bay	30	19	308	2	0
Favre, Brett	9/30/2001	Green Bay	39	25	308	3	2
McCown, Josh	11/26/2017	at New York Jets	36	19	307	3	0
Brady, Tom	10/1/2017	at New England	45	32	307	2	0
Garcia, Jeff	10/22/2000	San Francisco	39	25	307	2	1
Ryan, Matt	12/27/2015	at Atlanta	30	23	306	1	0
Garcia, Jeff	11/18/2001	San Francisco	54	34	305	3	2
George, Jeff	11/2/1997	Oakland	38	24	304	2	1
Favre, Brett	10/3/2005	Green Bay	47	28	303	4	1
Garcia, Jeff	12/18/1999	San Francisco	46	29	303	2	1
Favre, Brett	12/12/1999	at Green Bay	38	26	302	2	1
Manning, Peyton	11/11/2012	Denver	38	27	301	1	0
Flacco, Joe	11/21/2010	Baltimore	33	24	301	1	0

† POSTSEASON

OPPONENTS' ALL-TIME 100-YARD RUSHING GAMES

PLAYER	DATE	OPPONENT	RSH	YDS	TD
Ward, Derrick	12/21/2008	at New York Giants	15	215	0
Forte, Matt	10/2/2011	at Chicago	25	205	1
Faulk, Marshall	12/23/2001	St. Louis	30	202	2
Alexander, Shaun	10/31/2004	at Seattle	32	195	1
Jones, Julius	12/24/2005	Dallas	34	194	2
Droughns, Reuben	10/10/2004	at Denver	30	193	0
Faulk, Marshall	11/11/2001	at St. Louis	15	183	2
Brown, Bryce	11/26/2012	at Philadelphia	19	178	2
Forte, Matt	10/10/2010	Chicago	22	166	2
Martin, Curtis	10/28/2001	New York Jets	27	159	0
Bell, Le'Veon	9/21/2014	Pittsburgh	21	147	0
Williams, Ricky	10/14/2001	New Orleans	31	147	1
Candidate, Trung	11/11/2001	at St. Louis	16	145	1
Williams, Ricky	10/15/2000	at New Orleans	38	144	2
Vick, Michael	12/7/2003	at Atlanta	14	141	1
Hearst, Garrison	9/29/1997	San Francisco	28	141	1
Allen, Terry	8/31/1997	Washington	25	141	2
Smith, Kevin	11/20/2011	at Detroit	16	140	2
McAlister, Deuce	1/2/2005	New Orleans	28	140	1
Staley, Duce	11/7/1999	Philadelphia	17	140	1
Turner, Michael	10/16/2011	at Atlanta	27	139	2
Hearst, Garrison	12/6/1998	San Francisco	20	139	1
Martin, Doug	11/18/2012	Tampa Bay	24	138	0
Bernard, Giovani	10/12/2014	at Cincinnati	18	137	1
Bettis, Jerome	12/26/1999	at Pittsburgh	33	137	1
Dunn, Warrick	12/18/2004	at Atlanta	28	134	1
Davis, Stephen	9/3/2000	at Washington	23	133	1
Taylor, Fred	12/9/2007	at Jacksonville	18	132	1
Parker, Willie	12/17/2006	Pittsburgh	23	132	1
Dunn, Warrick	9/10/2006	Atlanta	29	132	0
Alexander, Shaun†	1/22/2006	at Seattle	34	132	2
Brown, Ronnie	9/25/2005	at Miami	23	132	1
Smith, Emmitt	10/1/2000	Dallas	24	132	1
Hillis, Peyton	11/28/2010	at Cleveland	26	131	3
Johnson, Chris	11/13/2011	Tennessee	27	130	1
Charles, Jamal	12/2/2012	at Kansas City	27	127	0
Ivory, Chris	1/1/2012	at New Orleans	19	127	1
Abdul-Jabbar, Karim	11/15/1998	Miami	25	127	1
McAlister, Deuce	10/5/2003	New Orleans	23	124	0
Stewart, James	9/19/1999	Jacksonville	27	124	2
Jones-Drew, Maurice	9/25/2011	Jacksonville	24	122	0
Smith, Robert	10/12/1997	at Minnesota	23	120	1
Williams, Ricky	11/19/2009	Miami	22	119	2
Green, Ahman	9/13/2004	Green Bay	33	119	2
Blount, LeGarrette	9/21/2014	Pittsburgh	1	118	1
Faulk, Marshall	12/5/1999	St. Louis	22	118	0
Turner, Michael	11/23/2008	at Atlanta	24	117	4
McAlister, Deuce	12/29/2002	at New Orleans	28	117	0
Anderson, Jamal	10/4/1998	at Atlanta	31	117	1
Dunn, Warrick	10/12/2008	at Tampa Bay	22	115	0
Brown, Andre	9/20/2012	New York Giants	20	113	2
Taylor, Chester	9/17/2006	at Minnesota	24	113	0

Dillon, Corey	9/26/1999	Cincinnati	20	113	0
Turner, Michael	12/12/2010	Atlanta	28	112	3
Smith, Kevin	11/16/2008	Detroit	24	112	0
Barber, Tiki	12/10/2006	New York Giants	20	112	0
Williams, Carnell	12/11/2005	Tampa Bay	29	112	2
Smith, Emmitt	10/11/1998	at Dallas	21	112	1
Moore, Jerald	12/20/1997	St. Louis	27	112	0
Turner, Michael	11/15/2009	Atlanta	9	111	0
Thomas, Pierre	9/16/2012	New Orleans	9	110	0
Barber, Marion	12/22/2007	Dallas	22	110	1
Martin, Curtis	11/29/1998	at New York Jets	21	110	2
Foster, Arian	12/18/2011	at Houston	16	109	1
Anderson, Jamal	11/3/1996	at Atlanta	22	109	1
Anderson, Jamal	9/1/1996	Atlanta	14	108	0
Jennings, Rashad	12/20/2015	at New York Giants	16	107	1
Rawls, Thomas	12/4/2016	at Seattle	15	106	2
Turner, Michael	9/20/2009	at Atlanta	28	105	1
Salaam, Rashan	10/8/1995	at Chicago	28	105	0
Betts, Ladell	11/26/2006	at Washington	24	104	0
Davis, Terrell	11/9/1997	at Denver	21	104	0
Spiller, C.J.	9/15/2013	at Buffalo	16	103	0
Turner, Michael	9/30/2012	at Atlanta	13	103	0
Smith, Robert	11/19/2000	at Minnesota	23	103	1
Gore, Frank	10/24/2010	San Francisco	19	102	0
Williams, Ricky	12/2/2001	at New Orleans	27	102	0
Stewart, Kordell	12/22/1996	Pittsburgh	7	102	1
Smith, Robert	10/6/1996	at Minnesota	27	102	0
Rodgers, Jacquizz	10/10/2016	Tampa Bay	30	101	0
Johnson, Rudi	10/22/2006	at Cincinnati	26	101	0
McAlister, Deuce	10/26/2003	at New Orleans	26	101	0
Henry, Travis	12/9/2001	at Buffalo	27	101	1
Ingram, Mark	10/30/2014	New Orleans	30	100	2
White, LenDale	11/4/2007	at Tennessee	31	100	1
Addai, Joseph	10/28/2007	Indianapolis	23	100	2
Duckett, T.J.	9/28/2003	Atlanta	14	100	0

† POSTSEASON

OPPONENTS' ALL-TIME 100-YARD RECEIVING GAMES

PLAYER	DATE	OPPONENT	REC	YDS	TD
Jones, Julio	10/2/2016	at Atlanta	12	300	1
Gardner, Rod	10/21/2001	at Washington	6	208	1
Bryant, Antonio	12/8/2008	Tampa Bay	9	200	2
Jones, Julio	12/27/2015	at Atlanta	9	178	1
Sharpe, Shannon	11/9/1997	at Denver	8	174	0
Cooks, Brandin	10/16/2016	New Orleans	7	173	1
White, Roddy	9/30/2012	at Atlanta	8	169	2
Wayne, Reggie	10/28/2007	Indianapolis	7	168	1
Fitzgerald, Larry†	1/10/2009	Arizona	8	166	1
Freeman, Antonio	12/14/1997	Green Bay	10	166	2
Brown, Tim	11/2/1997	Oakland	10	163	0
Boldin, Anquan	10/9/2005	at Arizona	10	162	1
Horn, Joe	12/5/2004	at New Orleans	8	160	2
Holt, Torry	12/12/2004	St. Louis	6	151	1
Horn, Joe	12/2/2001	at New Orleans	13	150	1
Jackson, Vincent	10/4/2015	at Tampa Bay	10	147	1
Hakim, Az-Zahir	11/5/2000	at St. Louis	8	147	1
Anderson, Robby	11/26/2017	at New York Jets	6	146	2
Irvin, Michael	10/11/1998	at Dallas	6	146	0
Colston, Marques	1/1/2012	at New Orleans	7	145	2
Moulds, Eric	10/25/1998	Buffalo	5	145	2
Branch, Deion†	2/1/2004	at New England	10	143	1
Fryar, Irving	10/27/1996	at Philadelphia	7	143	0
Graham, Jimmy	10/18/2015	at Seattle	8	140	0
Westbrook, Michael	10/3/1999	at Washington	8	140	2
Smith, Steve	9/28/2014	at Baltimore	7	139	2
Matthews, Jordan	11/10/2014	at Philadelphia	7	138	2
Barden, Ramses	9/20/2012	New York Giants	9	138	0
Carter, Cris	11/19/2000	at Minnesota	8	138	1
Boldin, Anquan†	1/12/2014	San Francisco	8	136	0
Fitzgerald, Larry	10/9/2005	at Arizona	9	136	1
Thomas, Demaryius	11/11/2012	Denver	9	135	0
Pittman, Michael	11/28/2004	Tampa Bay	8	134	2
Connell, Albert	10/3/1999	at Washington	5	134	2
Colston, Marques	10/1/2006	New Orleans	5	132	1
Holt, Torry	11/5/2000	at St. Louis	4	130	0
Graham, Jimmy	10/9/2011	New Orleans	8	129	0
Kearse, Jermaine†	1/10/2014	at Seattle	3	129	1
Rice, Jerry	12/8/1996	at San Francisco	10	129	1
Sproles, Darren	9/16/2012	New Orleans	13	128	0
White, Roddy	9/23/2007	at Atlanta	7	127	1
Wallace, Mike	11/24/2013	at Miami	5	127	1
Boston, David	12/30/2001	Arizona	7	127	2
Rice, Jerry	9/22/1996	San Francisco	10	127	0
Colston, Marques	12/8/2013	at New Orleans	9	125	2
Fitzgerald, Larry	12/19/2010	Arizona	9	125	0
Colston, Marques	12/28/2008	at New Orleans	7	123	1
Owens, Terrell	10/17/2004	at Philadelphia	4	123	0
Mathis, Terance	9/1/1996	Atlanta	4	123	0
Wayne, Reggie	11/27/2011	at Indianapolis	5	122	1
Hakim, Az-Zahir	12/5/1999	St. Louis	4	122	2

Cobb, Randall	10/19/2014	at Green Bay	6	121	1
Moore, Lance	12/30/2012	at New Orleans	4	121	0
Rice, Jerry	12/10/1995	San Francisco	6	121	0
Sanu, Mohamed	10/12/2014	at Cincinnati	10	120	1
Johnson, Andre	9/16/2007	Houston	7	120	2
Burress, Plaxico	12/15/2002	at Pittsburgh	6	120	1
Harrison, Marvin	10/12/2003	at Indianapolis	8	119	0
Jones, Julio	11/5/2017	Atlanta	6	118	0
McCardell, Keenan	11/9/2003	Tampa Bay	9	118	1
Owens, Terrell	10/7/2001	at San Francisco	8	118	2
White, Roddy	12/9/2012	Atlanta	9	117	1
Levens, Dorsey†	1/12/1997	at Green Bay	5	117	1
Celek, Brent	11/10/2014	at Philadelphia	5	116	0
Bryant, Antonio	12/6/2009	Tampa Bay	5	116	0
Bruce, Isaac†	1/10/2004	at St. Louis	7	116	0
Connell, Albert	12/13/1998	Washington	8	116	1
Graham, Jimmy	12/30/2012	at New Orleans	9	115	1
Fitzgerald, Larry	10/26/2008	Arizona	7	115	0
Smith, Jimmy	9/19/1999	Jacksonville	10	115	0
Hilliard, Ike	9/30/2007	Tampa Bay	7	114	0
Ochocinco, Chad	12/8/2002	Cincinnati	6	114	0
Garner, Charlie	10/22/2000	San Francisco	7	112	0
Copeland, Russell	9/10/1995	at Buffalo	2	112	1
Jackson, DeSean	12/19/2016	at Washington	7	111	0
Johnson, Stevie	9/15/2013	at Buffalo	8	111	1
Stallworth, Donte'	12/4/2006	at Philadelphia	4	111	1
Bruce, Isaac	12/5/1999	St. Louis	6	111	0
Rice, Jerry	11/5/1995	at San Francisco	8	111	0
Crabtree, Michael	11/27/2016	at Oakland	8	110	0
Kearse, Jermaine†	1/17/2016	Seattle	11	110	2
Mills, Ernie	10/11/1998	at Dallas	5	110	1
Dawkins, Sean	9/13/1998	at New Orleans	5	110	1
Owens, Terrell	12/8/1996	at San Francisco	5	110	1
Bruce, Isaac	11/12/1995	at St. Louis	9	110	1
Harris, Jackie	10/1/1995	Tampa Bay	5	108	0
Evans, Mike	12/24/2017	Tampa Bay	6	107	0
Williams, Damian	11/13/2011	Tennessee	5	107	1
Owens, Terrell	10/29/2006	Dallas	9	107	0
Chrebet, Wayne	11/29/1998	at New York Jets	7	107	2
Mathis, Terance	10/26/1997	Atlanta	8	107	0
Moss, Randy	11/19/2000	at Minnesota	5	106	1
Thielen, Adam	12/10/2017	Minnesota	6	105	1
Jermaine Kearse	11/26/2017	at New York Jets	7	105	1
Forte, Matt	10/5/2014	Chicago	12	105	1
Doucet, Early	9/11/2011	at Arizona	3	105	1
Welker, Wes	12/13/2009	at New England	10	105	0
Pollard, Marcus	10/16/2005	at Detroit	3	105	0
Cooks, Brandin	12/6/2015	at New Orleans	6	104	1
White, Roddy	12/28/2014	at Atlanta	8	104	0
Jones, Julio	12/11/2011	Atlanta	3	104	2
Wallace, Mike	12/23/2010	at Pittsburgh	4	104	1
Finneran, Brian	11/24/2002	Atlanta	4	104	0
Galloway, Joey	10/13/2002	at Dallas	3	104	1
Poole, Keith	1/2/2000	New Orleans	6	104	0
Williamson, Troy	9/17/2006	at Minnesota	6	102	0
Stallworth, Donte'	12/18/2005	at New Orleans	5	102	1

Johnson, Keyshawn	9/14/2003	at Tampa Bay	9	102	0
Gadsden, Oronde	11/4/2001	at Miami	5	102	0
Dwight, Tim	11/28/1999	Atlanta	5	102	0
Dawkins, Sean	11/1/1998	New Orleans	6	102	0
Mathis, Terance	12/17/1995	Atlanta	8	102	0
Henderson, Devery	10/7/2007	at New Orleans	4	101	0
Clayton, Mark	10/15/2006	at Baltimore	5	101	2
Wilson, Cedrick	11/14/2004	at San Francisco	5	101	0
Horn, Joe	11/10/2002	New Orleans	6	101	0
Bruce, Isaac	9/17/1995	St. Louis	5	100	0

† POSTSEASON

ALL-TIME CAREER POSTSEASON SCORERS

SCORING	YEARS	TD	TDr	TDp	TDrt	FG	ATT	PAT	ATT	2pt.	S	PTS
Kasay, John	1995-2010	0	0	0	0	21	- 23	18	- 19	0	0	81
Smith, Steve	2001-13	10	1	8	1	0	- 0	0	- 0	0	0	60
Gano, Graham	2012-2017	0	0	0	0	8	- 10	16	- 16	0	0	40
Stewart, Jonathan	2008-2017	5	5	0	0	0	- 0	0	- 0	0	0	30
Muhammad, Muhsin	1996-04; 2008-09	3	0	2	1	0	- 0	0	- 0	0	0	18
Benjamin, Kelvin	2014-2017	2	0	2	0	0	- 0	0	- 0	0	0	12
Foster, DeShaun	2002-2007	2	2	0	0	0	- 0	0	- 0	0	0	12
Kuechly, Luke	2012-2017	2	0	0	2	0	- 0	0	- 0	0	0	12
Newton, Cam	2011-2017	2	2	0	0	0	- 0	0	- 0	0	0	12
Tolbert, Mike	2012-2016	1	0	1	0	0	- 0	0	- 0	1	0	8
Brown, Corey	2014-2016	1	0	1	0	0	- 0	0	- 0	0	0	6
Carter, Drew	2004-2007	1	0	1	0	0	- 0	0	- 0	0	0	6
Davis, Stephen	2003-2005	1	1	0	0	0	- 0	0	- 0	0	0	6
Funchess, Devin	2015-17	1	0	1	0	0	- 0	0	- 0	0	0	6
Ginn, Jr., Ted	2013, 2015-16	1	1	0	0	0	- 0	0	- 0	0	0	6
Green, Willie	1995-1996	1	0	1	0	0	- 0	0	- 0	0	0	6
Griffith, Howard	1995-1996	1	0	1	0	0	- 0	0	- 0	0	0	6
Hoover, Brad	2000-2009	1	1	0	0	0	- 0	0	- 0	0	0	6
Mangum, Kris	1997-2006	1	0	1	0	0	- 0	0	- 0	0	0	6
McCaffrey, Christian	2017	1	0	1	0	0	- 0	0	- 0	0	0	6
Olsen, Greg	2011-2017	1	0	1	0	0	- 0	0	- 0	0	0	6
Proehl, Ricky	2003-2005	1	0	1	0	0	- 0	0	- 0	0	0	6
Walls, Wesley	1996-2002	1	0	1	0	0	- 0	0	- 0	0	0	6
Whittaker, Fozzy	2014-2017	1	0	1	0	0	- 0	0	- 0	0	0	6
TOTALS		41	13	24	4	29	- 33	34	- 35	1	0	369

ALL-TIME CAREER POSTSEASON PASSERS

PASSING YARDS	YEARS	ATT	CMP	PCT	YDS	TD	INT	SACK	YDS LOST	Rtg	300yd
Delhomme, Jake	2003-2009	226	130	57.5%	1,847	12	10	16	107	83.3	2
Newton, Cam	2011-2017	224	134	59.8%	1,821	10	7	20	179	87.7	2
Collins, Kerry	1995-1998	59	31	52.5%	315	3	3	2	9	63.9	0
Ginn, Jr., Ted	2013, 2015-2016	0	0	-	0	0	0	1	4	-	0
Goings, Nick	2003-2008	0	0	-	0	0	0	1	9	-	0
Smith, Steve	2001-2013	1	0	0.0%	0	0	0	0	0	39.6	0
TOTAL		510	295	57.8%	3,983	25	20	40	308	82.8	4

TEAM YEAR BY YEAR	YEAR	ATT	CMP	PCT	YDS	TD	INT	SACK	YDS LOST	Rtg	300yd
	1996	59	31	52.5%	315	3	3	2	9	63.9	0
	2003	103	59	57.3%	987	6	1	8	49	105.1	1
	2005	90	54	60.0%	655	5	4	7	56	82.4	1
	2008	34	17	50.0%	205	1	5	2	11	39.1	0
	2013	25	16	64.0%	267	1	2	5	35	79.9	0
	2014	68	41	60.3%	444	4	3	3	16	80.8	0
	2015	91	53	58.2%	761	3	2	9	89	87.3	1
	2017	41	24	58.5%	349	2	0	4	43	102.6	1
TOTAL		511	295	57.7%	3,983	25	20	40	308	82.7	4

ALL-TIME CAREER POSTSEASON RUSHERS

RUSHING YARDS	YEARS	RSH	YDS	AVG	LONG	TDs	100-yd. gms.
Stewart, Jonathan	2008-2017	101	474	4.7	59	5	2
Foster, DeShaun	2002-2007	85	401	4.7	33t	2	1
Davis, Stephen	2003-2005	64	315	4.9	64	1	1
Newton, Cam	2011-2017	63	258	4.1	29	2	0
Johnson, Anthony	1995-1999	37	135	3.6	12	0	1
Goings, Nick	2001-2008	33	121	3.7	18	0	0
Williams, DeAngelo	2006-2014	23	106	4.6	31	0	0
Tolbert, Mike	2012-2016	27	76	2.8	11	0	0
Smith, Steve	2001-2013	5	45	9.0	22	1	0
Ginn, Jr., Ted	2013, 2015-2016	2	33	16.5	22t	1	0
Whittaker, Fozzy	2014-2017	9	32	3.6	15	0	0
Oliver, Winslow	1996-1998	5	26	5.2	11	0	0
Delhomme, Jake	2003-2009	15	23	1.5	10	0	0
Robertson, Jamal	2004-2005	4	19	4.8	15	0	0
McCaffrey, Christian	2017	6	16	2.7	7	0	0
Muhammad, Muhsin	1996-04; 2008-09	3	14	4.7	6	0	0
Hoover, Brad	2000-2009	6	12	2.0	7t	1	0
Artis-Payne, Cameron	2015-2017	3	7	2.3	3	0	0
Ismail, Raghib	1996-1998	1	7	7.0	7	0	0
LaFell, Brandon	2010-2013	1	6	6.0	6	0	0
Cotchery, Jerricho	2014-2015	2	5	2.5	5	0	0
Smart, Rod	2002-2005	1	5	5.0	5	0	0
Collins, Kerry	1995-1998	7	4	0.6	8	0	0
Stark, Rohn	1996	1	0	0.0	0	0	0
Anderson, Derek	2011-2017	2	-2	-1.0	-1	0	0
Nortman, Brad	2012-2015	2	-2	-1.0	6	0	0
Weinke, Chris	2001-2006	3	-3	-1.0	-1	0	0
TOTAL		511	2,133	4.2	64	13	5
TEAM YEAR BY YEAR	1996	51	172	3.4	12	0	1
	2003	131	570	4.4	64	4	1
	2005	88	382	4.3	31	1	1
	2008	15	75	5.0	31	1	0
	2013	24	93	3.9	11	0	0
	2014	71	320	4.5	35	1	1
	2015	105	414	3.9	59	6	1
	2017	26	107	4.1	29	0	1
TOTAL		511	2133	4.2	77	13	6

ALL-TIME CAREER POSTSEASON RECEIVERS

RECEIVING YARDS	YEARS	REC	YDS	AVG	LONG	TDs	100-YD GAMES
Smith, Steve	2001-2013	51	856	16.8	70	8	3
Olsen, Greg	2011-2017	35	488	13.9	54	2	2
Muhammad, Muhsin	1996-04; 2008-09	20	407	20.4	85t	2	2
Brown, Corey	2014-2016	15	276	18.4	86t	1	1
Ginn Jr., Ted	2013, 2015-2016	10	230	23.0	59	0	1
Funchess, Devin	2015-2017	9	152	16.9	24	1	0
Carter, Drew	2004-2007	4	131	32.8	47t	1	0
Proehl, Ricky	2003-2005	9	125	13.9	31	1	0
Benjamin, Kelvin	2014-2017	11	108	9.8	28	2	0
Green, Willie	1995-1996	10	104	10.4	22	1	0
McCaffrey, Christian	2017	6	101	16.8	56t	1	1
Cotchery, Jerricho	2014-2015	13	95	7.3	13	0	0
Dickson, Ed	2014-2017	6	92	15.3	34	0	0
Carrier, Mark	1995-1998	5	72	14.4	27	0	0
Hoover, Brad	2000-2009	9	64	7.1	11	0	0
Walls, Wesley	1996-2002	6	58	9.7	20	1	0
Whittaker, Fozzy	2014-2017	2	53	26.5	39t	1	0
Stewart, Jonathan	2008-2017	9	49	5.4	18	0	0
Bersin, Brenton	2014-2017	4	44	11.0	19	0	0
Wiggins, Jermaine	2002-2003	5	43	8.6	21	0	0
Foster, DeShaun	2002-2007	7	42	6.0	12	0	0
Colbert, Keary	2004-2007	3	40	13.3	25	0	0
Goings, Nick	2001-2008	4	39	9.8	14	0	0
LaFell, Brandon	2010-2013	4	34	8.5	13	0	0
Clay, Kaelin	2017	3	32	10.7	21	0	0
Tolbert, Mike	2012-2016	3	29	9.7	14	1	0
Rosario, Dante	2007-2010	3	28	9.3	14	0	0
Jarrett, Dwayne	2007-2010	2	27	13.5	20	0	0
Robertson, Jamal	2004-2005	6	27	4.5	18	0	0
Griffith, Howard	1995-1996	5	24	4.8	11	1	0
Ismail, Raghil	1996-1998	1	24	24.0	24	0	0
Mangum, Kris	1997-2006	5	24	4.8	11	1	0
Davis, Stephen	2003-2005	2	23	11.5	21	0	0
Johnson, Anthony	1995-1999	2	23	11.5	14	0	0
Oliver, Winslow	1996-1998	2	10	5.0	5	0	0
Williams, DeAngelo	2006-2014	3	8	2.7	6	0	0
Artis-Payne, Cameron	2015-2017	1	1	1.0	1	0	0
TOTAL		295	3,983	13.5	85t	25	10
TEAM YEAR BY YEAR	1996	31	315	10.2	27	3	0
	2003	59	987	16.7	85t	6	4
	2005	54	655	12.1	58t	5	1
	2008	17	205	12.1	35	1	0
	2013	16	267	16.7	59	1	1
	2014	41	444	10.8	39t	4	0
	2015	53	761	14.4	86t	3	2
	2017	24	349	14.5	56t	2	2
TOTAL		295	3983	13.5	91t	25	10

ALL-TIME CAREER POSTSEASON INTERCEPTORS

INTERCEPTORS	YEARS	INTS	YDS	AVG	LONG	TDs
Manning, Ricky	2003-2005	4	15	3.8	13	0
Kuechly, Luke	2012-2017	3	37	12.3	22t	2
Lucas, Ken	2005-2008	2	15	7.5	14	0
McCree, Marlon	2005	2	-9	-4.5	1	0
Boston, Tre	2014-2016	2	16	8.0	11	0
Coleman, Kurt	2015-2017	2	0	0.0	0	0
Mills, Sam	1995-1997	2	34	17.0	24	0
Adams, Mike	2017	1	1	1.0	1	0
Beason, Jon	2007-2013	1	4	4.0	4	0
Cota, Chad	1995-1997	1	49	49.0	49	0
Ealy, Kony	2014-2016	1	19	19.0	0	0
Finnegan, Cortland	2015	1	0	0.0	0	0
Grant, Deon	2000-2003	1	16	16.0	16	0
Howard, Reggie	2001-2003	1	12	12.0	12	0
Minter, Mike	1997-2006	1	-1	-1.0	-1	0
Morgan, Dan	2001-2007	1	-2	-2.0	-2	0
Peppers, Julius	2002-2009	1	34	34.0	34	0
Terrell, Pat	1995-1997	1	49	49.0	49	0
TOTAL		28	289	10.3	97	2

ALL-TIME 300-YARD POSTSEASON PASSING GAMES

PLAYER	DATE	OPPONENT	ATT	CMP	YDS	TD	INT
Newton, Cam	1/7/2018	at New Orleans	40	24	349	2	0
Newton, Cam	1/24/2016	Arizona	28	19	335	2	1
Delhomme, Jake	2/1/2004	New England	33	16	323	3	0
Delhomme, Jake	1/15/2006	at Chicago	33	24	319	3	1

ALL-TIME 100-YARD POSTSEASON RUSHING GAMES

PLAYER	DATE	OPPONENT	RSH	YDS	TD
Foster, DeShaun	1/8/2006	at New York Giants	27	151	0
Stewart, Jonathan	1/3/2015	Arizona	24	123	1
Stewart, Jonathan	1/17/2016	Seattle	19	106	2
Davis, Stephen	1/3/2004	Dallas	26	104	1
Johnson, Anthony	1/5/1997	Dallas	26	104	0

ALL-TIME 100-YARD POSTSEASON RECEIVING GAMES

Player	Date	Opponent	Rec	Yds	TD
Smith, Steve	1/15/2006	at Chicago	12	218	2
Smith, Steve	1/10/2004	at St. Louis	6	163	1
Muhammad, Muhsin	2/1/2004	New England	4	140	1
Smith, Steve	1/3/2004	Dallas	5	135	1
Brown, Corey	1/24/2016	Arizona	4	113	1
Olsen, Greg	1/24/2016	Arizona	6	113	0
Olsen, Greg	1/7/2018	at New Orleans	8	107	1
Ginn, Jr., Ted	1/12/2014	San Francisco	4	104	0
Muhammad, Muhsin	1/3/2004	Dallas	4	103	0
McCaffrey, Christian	1/7/2018	at New Orleans	6	101	1

OPPONENTS' ALL-TIME 300-YARD POSTSEASON PASSING GAMES

PLAYER	DATE	OPPONENT	ATT	CMP	YDS	TD	INT
Brees, Drew	1/7/2018	at New Orleans	33	23	369	2	1
Wilson, Russell	1/17/2016	Seattle	48	31	366	3	2
Brady, Tom	2/1/2004	at New England	48	32	354	3	1
Bulger, Marc	1/10/2004	St. Louis	46	27	332	0	3

OPPONENTS' ALL-TIME 100-YARD POSTSEASON RUSHING GAMES

PLAYER	DATE	OPPONENT	RSH	YDS	TD
Alexander, Shaun	1/22/2006	at Seattle	34	132	2

OPPONENTS' ALL-TIME 100-YARD POSTSEASON RECEIVING GAMES

PLAYER	DATE	OPPONENT	REC	YDS	TD
Fitzgerald, Larry	1/10/2009	Arizona	8	166	1
Branch, Deion	2/1/2004	at New England	10	143	1
Boldin, Anquan	1/12/2014	San Francisco	8	136	0
Thomas, Michael	1/7/2018	at New Orleans	8	131	0
Kearse, Jermaine	1/10/2014	at Seattle	3	129	1
Levens, Dorsey	1/12/1997	at Green Bay	5	117	1
Bruce, Isaac	1/10/2004	at St. Louis	7	116	0
Ginn, Ted	1/7/2018	at New Orleans	4	115	1
Kearse, Jermaine	1/17/2016	Seattle	11	110	2



GAME
SUMMARIES

GAME 1 CAROLINA 23 – SAN FRANCISCO 3

September 10, 2017
Levi's Stadium • Santa Clara, CA

Behind a strong defensive effort that included four sacks, three fourth-down stops and two takeaways, the Carolina Panthers opened their season with a 23-3 victory over the San Francisco 49ers. The Panthers allowed the fewest points they've ever yielded in an opener, bettering their 29-6 victory over the Falcons to open the 1996 season. Late in the first quarter, defensive end Wes Horton made the first of many important plays by the defense, slicing through the 49ers' offensive line and stripping quarterback Brian Hoyer. Defensive tackle Star Lotulelei recovered the fumble to set Carolina up at San Francisco's 42-yard line. Three plays later, quarterback Cam Newton connected with wide receiver Russell Shepard on a 40-yard touchdown pass. Shepard caught the pass along the left sideline near the 20, spun around safety Jaquiski Tartt and strolled into the end zone, giving Carolina an early 7-0 lead. Two Graham Gano field goals after the Panthers stopped the 49ers on fourth downs near midfield extended the lead to 13-0 at the half, and the defense picked up where it left off in the second half. On the first drive of the third quarter, Kuechly intercepted Hoyer. The interception set up the Panthers just outside the red zone. Running backs Johnathan Stewart and Christian McCaffrey shared three handoffs before Newton tossed an 8-yard touchdown pass to Stewart to make it 20-0. Carolina's offense didn't stay on the sidelines for very long. On the ensuing drive, the Panthers defense forced the 49ers into a three-and-out. Newton lead the offense into the red zone, alternating between run and pass, keeping the defense on its toes. The drive ended with another Gano field goal that split the uprights from 20 yards out. The 49ers put together their first and only scoring drive late in the third quarter. Hoyer linked up with wide receiver Pierre Garçon for 22 yards on the left sideline on the way to driving the 49ers into the red zone. However, the drive ultimately ended with a Robbie Gould field goal, thanks to Carolina's stifling defense. While Carolina's defense stole the show, the offense did its job. McCaffrey and Stewart combined for 112 yards on 31 carries, while Shepard led the team with 51 receiving yards. Newton showed signs of rustiness throughout - understandably so after undergoing shoulder surgery in the offseason and throwing just two passes during the preseason - yet finished the game with 171 yards through the air and two passing touchdowns.

FINAL INDIVIDUAL and TEAM STATISTICS

Carolina Panthers										San Francisco 49ers													
RUSHING										RUSHING													
	ATT	YDS	AVG	LG	TD		ATT	YDS	AVG	LG	TD												
J. Stewart	18	65	3.6	10	0	C. Hyde	9	45	5.0	18	0												
C. McCaffrey	13	47	3.6	11	0	M. Breida	4	11	2.8	5	0												
C. Newton	6	3	0.5	5	0	K. Juczzyk	1	0	0.0	0	0												
F. Whittaker	1	1	1.0	1	0	B. Hoyer	1	-5	-5.0	-5	0												
Total	38	116	3.1	11	0	Total	15	51	3.4	18	0												
PASSING										PASSING													
	ATT	CMP	YDS	SK/YD	TD	LG	IN	Rtg.		ATT	CMP	YDS	SK/YD	TD	LG	IN	Rtg.						
C. Newton	25	14	171	0/0	2	40	1	87.2	B. Hoyer	35	24	193	4/27	0	22	1	70.3						
Total	25	14	171	0/0	2	40	1	87.2	Total	35	24	193	4/27	0	22	1	70.3						
PASS RECEIVING										PASS RECEIVING													
	NO	YDS	AVG	LG	TD		NO	YDS	AVG	LG	TD												
C. McCaffrey	5	38	7.6	16	0	P. Garçon	6	81	13.5	22	0												
R. Shepard	2	53	26.5	40	1	C. Hyde	6	32	5.3	10	0												
D. Funchess	2	20	10.0	16	0	G. Kittle	5	27	5.4	13	0												
G. Olsen	2	18	9.0	17	0	M. Goodwin	3	21	7.0	14	0												
J. Stewart	2	17	8.5	9	1	K. Juczzyk	2	17	8.5	12	0												
K. Benjamin	1	25	25.0	0	0	T. Taylor	1	8	8.0	8	0												
E. Dickson	1	0	0.0	0	0	A. Robinson	1	7	7.0	7	0												
D. Byrd	1	0	0.0	0	0	Total	24	193	8.0	22	0												
Total	14	171	12.2	40	2	Total	24	193	8.0	22	0												
INTERCEPTIONS										INTERCEPTIONS													
	NO	YDS	AVG	LG	TD		NO	YDS	AVG	LG	TD												
L. Kuechly	1	23	23.0	23	0	J. Tartt	1	37	37.0	37	0												
Total	1	23	23.0	23	0	Total	1	37	37.0	37	0												
PUNTING										PUNTING													
	NO	YDS	AVG	TB	IN20	LG		NO	YDS	AVG	TB	IN20	LG										
M. Palardy	3	155	51.7	0	1	58	B. Pinion	4	163	40.8	0	1	49										
Total	3	155	51.7	0	1	58	Total	4	163	40.8	0	1	49										
PUNT RETURNS										PUNT RETURNS													
	NO	YDS	AVG	FC	LG	TD		NO	YDS	AVG	FC	LG	TD										
C. McCaffrey	3	7	2.3	1	4	0	T. Taylor	1	9	9.0	1	9	0										
Total	3	7	2.3	1	4	0	(OUT OF BOUNDS)	1	0	0.0	0	0	0										
							Total	1	9	9.0	1	9	0										
KICKOFF RETURNS										KICKOFF RETURNS													
	NO	YDS	AVG	FC	LG	TD		NO	YDS	AVG	FC	LG	TD										
(TOUCHBACK)	2	0	0.0	0	0	0	(TOUCHBACK)	5	0	0.0	0	0	0										
Total	2	0	0.0	0	0	0	Total	5	0	0.0	0	0	0										
FUMBLES										FUMBLES													
	Fum	Own	Rec.	Yds	TD	FF	Opp.	Rec.	Yds	TD	Bnds		Fum	Own	Rec.	Yds	TD	FF	Opp.	Rec.	Yds	TD	Bnds
C. McCaffrey	1	0	0	0	0	0	0	0	0	0	0	B. Hoyer	1	0	0	0	0	0	0	0	0	0	0
C. Newton	1	0	-2	0	0	0	0	0	0	0	0	R. Robinson	0	0	0	0	1	1	2	0	0	0	
J. Stewart	0	1	0	0	0	0	0	0	0	0	0	Total	1	0	0	0	1	1	2	0	0	0	
W. Horton	0	0	0	0	1	0	0	0	0	0	0												
S. Lotulelei	0	0	0	0	0	1	0	0	0	0	0												
Total	2	1	-2	0	1	1	0	0	0	0	0												

	PANTHERS	49ers	PANTHERS	49ers
TOTAL FIRST DOWNS	20	13	TOTAL RETURN YARDAGE (Not Including Kickoffs)	30
--By Rushing	9	2	--No. and Yards Punt Returns	3-7
--By Passing	8	10	--No. and Yards Kickoff Returns	0-0
--By Penalty	3	1	--No. and Yards Interception Returns	1-23
THIRD DOWN EFFICIENCY	7-13-54%	2-11-18%	PENALTIES Number and Yards	5-40
FOURTH DOWN EFFICIENCY	0-0-0%	1-4-25%	FUMBLES Number and Lost	2-1
TOTAL NET YARDS	287	217	TOUCHDOWNS	2
--Total Offensive Plays (inc. times thrown passing)	63	54	--Rushing	0
--Average gain per offensive play	4.6	4.0	--Passing	2
NET YARDS RUSHING	116	51	EXTRA POINTS Made-Attempts	2-2
--Total Rushing Plays	38	15	--Kicking Made-Attempts	2-2
--Average gain per rushing play	3.1	3.4	FIELD GOALS Made-Attempts	3-3
--Tackles for a loss-number and yards	2-8	1-5	RED ZONE EFFICIENCY	1-3-33%
NET YARDS PASSING	171	166	GOAL TO GO EFFICIENCY	1-2-50%
--Times thrown - yards lost attempting to pass	0-0	4-27	SAFETIES	0
--Gross yards passing	171	193	FINAL SCORE	23
PASS ATTEMPTS-COMPLETIONS-HAD INTERCEPTED	25-14-1	35-24-1	TIME OF POSSESSION	34:21
--Avg gain per pass play (inc.# thrown passing)	6.8	4.3		25:39
KICKOFFS Number-In End Zone-Touchbacks	5-5-5	2-2-2		
PUNTS Number and Average	3-51.7	4-40.8		
--Had Blocked	0	0		
--Net Punting Average	48.7	39.0		
FGs - PATs Had Blocked	0-0	0-0		

GAME 2 CAROLINA 9 — BUFFALO 3

September 17, 2017
Bank of America Stadium • Charlotte, NC

The Carolina Panthers' disruptive defensive front fueled Carolina's 9-3 home-opening victory over the Bills. Buffalo trailed for the entire game, but gave the Panthers at scare in the final moments, nearly executing the two-minute drill to perfection. Bills' quarterback Tyrod Taylor worked the sidelines on a drive that began from Buffalo's 25-yard line with just over two minutes remaining. A string of completed passes and a couple scrambles gave Buffalo a shot at the end zone from 38 yards out with 14 seconds remaining. Rookie wide receiver Zay Jones broke free near the right pylon, but couldn't haul in Taylor's slightly overthrown pass to steal the victory. The Bills fought to move the ball with little success for the majority of the game and held possession for just 21:07. Carolina's defense proved why they could be one of the best units in the league this year, limiting the Bills to 176 total yards and 3-of-11 on third down. Taylor struggled to find open receivers and often relied on his mobility to make plays. While Taylor averaged nearly seven yards per rush, the Panthers held all-pro running back LeSean McCoy in check. McCoy finished the game with nine yards rushing on 12 carries - the fourth lowest rushing total of his career. For the second straight game, Carolina held the opposition under 70 yards rushing. While the defense supplied the Panthers' offense with great field position on multiple occasions, Carolina only managed nine points. Three Graham Gano field goals — 34, 28 and 20 yards — proved to be enough. Cam Newton completed 20-of-32 passes and threw for 228 yards while wide receiver Kelvin Benjamin led the team with 77 yards receiving on six receptions. Running backs Jonathan Stewart and Christian McCaffrey combined for 50 yards rushing. While securing the win and improving to 2-0, Carolina suffered a loss when tight end Greg Olsen went out with an injury. Early in the second quarter, Greg Olsen pulled up on a route over the middle and limped off the field, only to disappear to the locker room. Following the game, Olsen confirmed he had broken his foot. While the injury likely won't sideline the tight end for the season, the Panthers will miss a key piece of their team going forward.

FINAL INDIVIDUAL and TEAM STATISTICS

Carolina Panthers										Buffalo Bills																				
RUSHING										RUSHING																				
	ATT	YDS	AVG	LG	TD		ATT	YDS	AVG	LG	TD		ATT	YDS	AVG	LG	TD		ATT	YDS	AVG	LG	TD							
J. Stewart	15	40	2.7	10	0	T. Taylor	8	55	6.9	13	0	L. McCoy	12	9	0.8	6	0	M. Tolbert	3	5	1.7	3	0							
C. Newton	5	27	5.4	15	0																									
C. McCaffrey	8	10	1.3	6	0																									
Total	28	77	2.8	15	0	Total	23	69	3.0	13	0																			
PASSING										PASSING																				
	ATT	CMP	YDS	SK/YD	TD	LG	IN	Rtg.		ATT	CMP	YDS	SK/YD	TD	LG	IN	Rtg.		ATT	CMP	YDS	SK/YD	TD	LG	IN	Rtg.				
C. Newton	32	20	228	6/50	0	24	0	83.9	T. Taylor	25	17	125	3/18	0	15	0	79.6													
Total	32	20	228	6/50	0	24	0	83.9	Total	25	17	125	3/18	0	15	0	79.6													
PASS RECEIVING										PASS RECEIVING																				
	NO	YDS	AVG	LG	TD		NO	YDS	AVG	LG	TD		NO	YDS	AVG	LG	TD		NO	YDS	AVG	LG	TD							
K. Benjamin	6	77	12.8	18	0	L. McCoy	6	34	5.7	11	0	J. Matthews	3	30	10.0	15	0	C. Clay	3	23	7.7	12	0							
D. Funchess	4	68	17.0	24	0	J. Matthews	3	30	10.0	15	0	C. Clay	3	23	7.7	12	0	Z. Kones	2	18	9.0	12	0							
C. McCaffrey	4	34	8.5	14	0	C. Clay	3	23	7.7	12	0	A. Holmes	2	18	9.0	9	0	M. Tolbert	1	2	2.0	2	0							
E. Dickson	3	26	13.0	20	0	Z. Kones	2	18	9.0	12	0																			
C. Samuel	2	7	3.5	8	0	A. Holmes	2	18	9.0	9	0																			
G. Olsen	1	10	10.0	10	0	M. Tolbert	1	2	2.0	2	0																			
R. Shepard	1	6	6.0	0	0																									
Total	20	228	11.4	24	0	Total	17	125	7.4	15	0																			
INTERCEPTIONS										INTERCEPTIONS																				
	NO	YDS	AVG	LG	TD		NO	YDS	AVG	LG	TD		NO	YDS	AVG	LG	TD		NO	YDS	AVG	LG	TD							
Total	0	0	0	0	0	Total	0	0	0	0	0																			
PUNTING										PUNTING																				
	NO	YDS	AVG	TB	IN20	LG		NO	YDS	AVG	TB	IN20	LG		NO	YDS	AVG	TB	IN20	LG										
M. Palardy	6	249	41.5	0	2	55	C. Schmidt	6	297	49.5	0	2	57																	
Total	6	249	41.5	0	2	55	Total	6	297	49.5	0	2	57																	
PUNT RETURNS										PUNT RETURNS																				
	NO	YDS	AVG	FC	LG	TD		NO	YDS	AVG	FC	LG	TD		NO	YDS	AVG	FC	LG	TD										
C. McCaffrey	5	30	6.0	1	11	0	K. Clay	2	2	1.0	1	2	0	[DOWNED]	1	0	0.0	0	0	0										
							[OUT OF BOUNDS]	2	0	0.0	0	0	0	Total	2	2	1.0	1	2	0										
Total	5	30	6.0	1	11	0	Total	2	2	1.0	1	2	0																	
KICKOFF RETURNS										KICKOFF RETURNS																				
	NO	YDS	AVG	FC	LG	TD		NO	YDS	AVG	FC	LG	TD		NO	YDS	AVG	FC	LG	TD										
[TOUCHBACK]	2	0	0.0	0	0	0	[TOUCHBACK]	4	0	0.0	0	0	0																	
Total	0	0	0.0	0	0	0	Total	0	0	0.0	0	0	0																	
FUMBLES										FUMBLES																				
	Fum	Own Rec.	Yds	TD	FF	Opp. Rec.	Yds	TD	Out Bnds		Fum	Own Rec.	Yds	TD	FF	Opp. Rec.	Yds	TD	Out Bnds		Fum	Own Rec.	Yds	TD	FF	Opp. Rec.	Yds	TD	Out Bnds	
L. Kuechly	0	0	0	0	1	0	0	0	0	K. Clay	1	0	0	0	0	0	0	0	0	0	C. Clay	1	0	0	0	0	1	2	0	1
										S. Wright	0	1	0	0	0	0	0	0	0	0	Total	2	1	0	0	0	0	0	0	1
Total	0	0	0	0	1	0	0	0	0	Total	2	1	0	0	0	0	0	0	1											

	PANTHERS	BILLS	PANTHERS	BILLS
TOTAL FIRST DOWNS	19	10	TOTAL RETURN YARDAGE (Not Including Kickoffs)	30
--By Rushing	6	2	--No. and Yards Punt Returns	5-30
--By Passing	12	8	--No. and Yards Kickoff Returns	0-0
--By Penalty	1	0	--No. and Yards Interception Returns	0-0
THIRD DOWN EFFICIENCY	7-16-44%	4-13-31%	PENALTIES Number and Yards	6-40
FOURTH DOWN EFFICIENCY	0-0-0%	0-2-0%	FUMBLES Number and Lost	0-0
TOTAL NET YARDS	255	176	TOUCHDOWNS	0
--Total Offensive Plays (inc. times thrown passing)	66	51	--Rushing	0
--Average gain per offensive play	3.9	3.5	--Passing	0
NET YARDS RUSHING	77	69	EXTRA POINTS Made-Attempts	0-0
--Total Rushing Plays	28	23	--Kicking Made-Attempts	0-0
--Average gain per rushing play	2.8	3.0	FIELD GOALS Made-Attempts	3-3
--Tackles for a loss-number and yards	8-13	4-12	RED ZONE EFFICIENCY	0-3-0%
NET YARDS PASSING	178	107	GOAL TO GO EFFICIENCY	0-2-0%
--Times thrown - yards lost attempting to pass	6-50	3-18	SAFETIES	0
--Gross yards passing	228	125	FINAL SCORE	9
PASS ATTEMPTS-COMPLETIONS-HAD INTERCEPTED	32-20-0	25-17-0	TIME OF POSSESSION	38:53
--Avg gain per pass play (inc.# thrown passing)	4.7	3.8		
KICKOFFS Number-In End Zone-Touchbacks	4-4-4	2-2-2		
PUNTS Number and Average	6-41.5	6-49.5		
--Had Blocked	0	0		
--Net Punting Average	44.5	41.2		
FGs - PATs Had Blocked	0-0	0-0		

GAME 3 NEW ORLEANS 34 — CAROLINA 13

September 24, 2017
Bank of America Stadium • Charlotte, NC

The Carolina Panthers' defense couldn't contain Drew Brees and the New Orleans Saints in the first NFC South matchup of the season, falling 34-13. Carolina started well. The Panthers offense appeared to click on the opening drive. Running backs Jonathan Stewart and Christian McCaffrey carried the load, totaling 57 of the Panthers' 61 yards. However, despite averaging over four yards per play, the drive ended in a field goal after Newton suffered a sack on third down in the red zone. The Saints took over from there. New Orleans marched 75 yards down the field in their first possession, immediately topping Carolina's opening field goal. Running backs Adrian Peterson and Mark Ingram and wide receiver Tommylee Lewis shared six carries for 25 yards, setting up the passing game for Brees. The quarterback and wide receiver Michael Thomas connected five times for 50 yards, including a 5-yard slant for a touchdown. The score marked the first deficit of the season for the Panthers and the first touchdown allowed by a defense that limited its opponents to six points combined in Weeks 1 and 2. After the Panthers (1-2) drew within 7-6 following a 48-yard Graham Gano field goal, linebacker P.J. Williams intercepted Cam Newton over the middle. New Orleans took over inside the red zone and only needed four plays to punch it in. Brees found Thomas to move the chains on third-and-8 before tossing an 11-yard score to wide receiver Brandon Coleman. New Orleans increased its lead at the start of the second half. Brees unloaded deep balls twice on the eight play, 75-yard drive - first to tight end Coby Fleener for 21 yards and second to former Panthers wideout Ted Ginn for a 40-yard touchdown pass. The score put the Saints up 24-6. Carolina responded near the end of the third quarter. The Panthers were backed up against the goal line to begin the drive, but Newton linked together the best passing drive of the game. A 19-yard strike to wide receiver Devin Funchess gave Carolina some breathing room. After McCaffrey picked up two yards on the ground, Newton unloaded a 37-yard dart down the left sideline to the running back. Funchess corralled another 21-yard pass before McCaffrey hauled in an 11-yard toss over the middle, setting up Newton for a three-yard touchdown sneak. The late score sparked a potential comeback, but two turnovers in the fourth quarter ended Carolina's hopes.

FINAL INDIVIDUAL and TEAM STATISTICS

Carolina Panthers										New Orleans Saints																																																																									
RUSHING										RUSHING																																																																									
	ATT	YDS	AVG	LG	TD					ATT	YDS	AVG	LG	TD																																																																					
J. Stewart	12	57	4.8	17	0	M. Ingram	14	56	4.0	15	0	C. Samuel	1	31	31.0	31	0	A. Kamara	2	37	18.5	25	1	C. McCaffrey	4	16	4.0	7	0	A. Peterson	9	33	3.7	11	0	C. Newton	3	16	5.3	10	1	T. Ginn	1	15	15.0	15	0	F. Whittaker	2	12	6.0	31	0	T. Lewis	1	8	8.0	8	0	Total	22	132	6.0	31	1	Total	27	149	5.5	25	1												
PASSING										PASSING																																																																									
	ATT	CMP	YDS	SK/YD	TD	LG	IN	Rtg.		ATT	CMP	YDS	SK/YD	TD	LG	IN	Rtg.																																																																		
C. Newton	26	17	167	4/28	0	37	3	43.8	D. Brees	29	22	220	1/7	3	40	0	131.4			D. Anderson	7	2	17	0/0	0	9	0	39.6	Total	29	22	220	1/7	3	40	0	131.4			Total	33	19	184	4/28	0	37	3	35.4	Total	29	22	220	1/7	3	40	0	131.4																										
PASS RECEIVING										PASS RECEIVING																																																																									
	NO	YDS	AVG	LG	TD					NO	YDS	AVG	LG	TD																																																																					
C. McCaffrey	9	101	11.2	37	0	M. Thomas	7	87	12.4	26	1	D. Funchess	4	58	14.5	21	0	T. Lewis	3	15	5.0	13	0	K. Benjamin	2	8	4.0	4	0	A. Kamara	3	5	1.7	7	0	C. Samuel	2	5	2.5	7	0	T. Ginn	2	44	22.0	40	1	E. Dickson	1	8	8.0	8	0	M. Ingram	2	30	15.0	25	0	J. Stewart	1	4	4.0	4	0	A. Peterson	2	4	2.0	3	0	Total	19	184	9.7	37	0	Total	22	220	10.0	40	3
INTERCEPTIONS										INTERCEPTIONS																																																																									
	NO	YDS	AVG	LG	TD					NO	YDS	AVG	LG	TD																																																																					
Total	0	0	0	0	0	Total	3	37	12.3	30	0	K. Vaccaro	1	30	30.0	30	0	P. Williams	1	7	7.0	7	0	M. Williams	1	0	0.0	0	0	Total	0	0	0	0	0	Total	3	37	12.3	30	0																																										
PUNTING										PUNTING																																																																									
	NO	YDS	AVG	TB	IN20	LG				NO	YDS	AVG	TB	IN20	LG																																																																				
M. Palardy	3	129	32.3	1	0	56	T. Morstead	3	150	50.0	0	2	59	Total	3	129	32.3	1	0	56	Total	3	150	50.0	0	2	59																																																								
PUNT RETURNS										PUNT RETURNS																																																																									
	NO	YDS	AVG	FC	LG	TD				NO	YDS	AVG	FC	LG	TD																																																																				
D. Byrd	1	9	9.0	0	9	0	T. Ginn	1	12	12.0	1	12	0	C. McCaffrey	1	3	3.0	1	3	0	[OUT OF BOUNDS]	1	0	0.0	0	0	0	Total	2	12	6.0	1	9	0	Total	1	12	1.0	1	12	0																																										
KICKOFF RETURNS										KICKOFF RETURNS																																																																									
	NO	YDS	AVG	FC	LG	TD				NO	YDS	AVG	FC	LG	TD																																																																				
C. Samuel	1	30	30.0	0	30	0	[TOUCHBACK]	4	0	0.0	0	0	0	Total	1	30	30.0	0	30	0	Total	0	0	0.0	0	0	0																																																								
FUMBLES										FUMBLES																																																																									
	Fum	Own	Yds	TD	FF	Opp.	Yds	TD	Out	Fum	Own	Yds	TD	FF	Opp.	Yds	TD	Out																																																																	
C. Newton	2	1	0	0	0	0	0	0	0	T. Hendrickson	0	0	0	0	1	0	0	0	0	M. Kalil	0	1	0	0	0	0	0	0	0	A. Okafor	0	0	0	0	1	0	0	0	0	Total	2	2	0	0	0	0	0	0	0																																		

	PANTHERS	SAINTS		PANTHERS	SAINTS
TOTAL FIRST DOWNS	18	21	TOTAL RETURN YARDAGE (Not Including Kickoffs)	12	49
--By Rushing	11	9	--No. and Yards Punt Returns	2-12	1-12
--By Passing	7	12	--No. and Yards Kickoff Returns	1-30	0-0
--By Penalty	0	0	--No. and Yards Interception Returns	0-0	3-37
THIRD DOWN EFFICIENCY	7-14-50%	6-12-50%	PENALTIES Number and Yards	1-5	1-10
FOURTH DOWN EFFICIENCY	0-0-0%	0-2-0%	FUMBLES Number and Lost	0-0	2-0
TOTAL NET YARDS	288	362	TOUCHDOWNS	1	4
--Total Offensive Plays (inc. times thrown passing)	59	57	--Rushing	1	1
--Average gain per offensive play	4.9	6.4	--Passing	0	3
NET YARDS RUSHING	132	149	EXTRA POINTS Made-Attempts	1-1	4-4
--Total Rushing Plays	22	27	--Kicking Made-Attempts	1-1	4-4
--Average gain per rushing play	6.0	5.5	FIELD GOALS Made-Attempts	2-3	2-3
--Tackles for a loss-number and yards	0-0	4-9	RED ZONE EFFICIENCY	1-2-50%	2-3-67%
NET YARDS PASSING	156	213	GOAL TO GO EFFICIENCY	1-1-100%	1-2-50%
--Times thrown - yards lost attempting to pass	4-28	1-7	SAFETIES	0	0
--Gross yards passing	184	220	FINAL SCORE	13	34
PASS ATTEMPTS-COMPLETIONS-HAD INTERCEPTED	33-19-3	29-22-0	TIME OF POSSESSION	28:48	31:09
--Avg gain per pass play (inc.# thrown passing)	4.2	7.1			
KICKOFFS Number-In End Zone-Touchbacks	4-4-4	6-5-5			
PUNTS Number and Average	3-43.0	3-50.0			
--Had Blocked	0	0			
--Net Punting Average	46.0	32.3			
FGs - PATs Had Blocked	0-0	0-0			

GAME 4 CAROLINA 33 – NEW ENGLAND 30

October 1, 2017
Gillette Stadium • Foxborough, MA

Graham Gano's 48-yard field goal as time expired gave the Panthers a 33-30 victory over the New England Patriots. The Panthers held a 30-16 lead early in the fourth quarter, but Tom Brady and the Patriots battled back with back-to-back touchdowns – an 8-yard rush by Dion Lewis and a 1-yard touchdown pass to Danny Amendola. New England erased Carolina's lead but put Cam Newton in position for a game-winning drive with three minutes remaining. The offense clicked, not only on the final 10-play, 46-yard drive to put Gano in range, but throughout the entire game. Newton threw for 316 yards and three touchdowns against the Patriots, all while completing nearly 76 percent of his passes. He even added a rushing touchdown to the mix, becoming the first NFL quarterback with 50 rushing touchdowns. Newton and the Panthers matched the Patriots stride for stride early on. After New England opened the game with a 41-yard field goal courtesy Stephen Gostkowski, Carolina answered on the ensuing drive with 32-yarder from Gano. The trend continued as Newton matched Brady's 2-yard touchdown pass to wide receiver Chris Hogan with a 28-yard touchdown pass to running back Fozzy Whittaker. However, instead of matching the Patriots' field goal on the ensuing drive, Newton tossed a 10-yard touchdown strike to wide receiver Devin Funchess to give Carolina all the momentum and the lead entering the second half, which ultimately carried into the final kick of the game. Funchess finished the game with 70 yards receiving, the most since Week 17 of the 2015 season, and two touchdown catches. Kelvin Benjamin hauled in his first 100-yard receiving game of the season while Jonathan Stewart added 68 yards on the ground, becoming the Panthers' all-time leading rusher.

FINAL INDIVIDUAL and TEAM STATISTICS

Carolina Panthers										New England Patriots									
RUSHING										RUSHING									
	ATT	YDS	AVG	LG	TD						ATT	YDS	AVG	LG	TD				
J. Stewart	14	68	4.9	15	0					M. Gillislee	12	49	4.1	13	0				
C. Newton	8	44	5.5	13	1					D. Lewis	4	18	4.5	8	1				
C. McCaffrey	6	16	2.7	5	0					J. White	1	7	7.0	7	0				
D. Byrd	1	12	12.0	12	0					B. Cooks	1	4	4.0	4	0				
										T. Brady	1	2	2.0	2	0				
Total	29	140	4.8	15	1					Total	19	80	4.2	13	1				
PASSING										PASSING									
	ATT	CMP	YDS	SK/YD	TD	LG	IN	Rtg.			ATT	CMP	YDS	SK/YD	TD	LG	IN	Rtg.	
C. Newton	29	22	136	2/12	3	43	1	130.8		T. Brady	45	32	307	3/14	2	43	0	104.6	
Total	29	22	136	2/12	3	43	1	130.8		Total	45	32	307	3/14	2	43	0	104.6	
PASS RECEIVING										PASS RECEIVING									
		NO	YDS	AVG	LG	TD						NO	YDS	AVG	LG	TD			
D. Funchess		7	70	10.0	16	2				J. White		10	47	4.7	9	0			
K. Benjamin		4	104	26.0	43	0				D. Amendola		6	42	7.0	16	1			
C. McCaffrey		4	33	8.3	12	0				C. Hogan		5	60	12.0	26	1			
E. Dickson		3	62	20.7	25	0				R. Gronkowski		4	80	20.0	43	0			
F. Whittaker		3	34	11.3	28	1				B. Cooks		3	38	12.7	17	0			
R. Shepard		1	13	13.0	13	0				J. Develin		2	14	7.0	8	0			
										P. Dorsett		1	17	17.0	17	0			
Total		22	316	14.4	43	3				Total		32	307	9.6	43	2			
INTERCEPTIONS										INTERCEPTIONS									
		NO	YDS	AVG	LG	TD						NO	YDS	AVG	LG	TD			
Total		0	0	0	0	0				Total		1	-2	-2.0	-2	0			
PUNTING										PUNTING									
		NO	YDS	AVG	TB	IN20	LG					NO	YDS	AVG	TB	IN20	LG		
M. Palardy		1	35	35.0	0	0	35			R. Allen		3	135	45.0	0	0	49		
Total		1	35	35.0	0	0	35			Total		3	135	45.0	0	0	49		
PUNT RETURNS										PUNT RETURNS									
		NO	YDS	AVG	FC	LG	TD					NO	YDS	AVG	FC	LG	TD		
C. McCaffrey		2	25	12.5	0	13	0			D. Amendola		0	0	0.0	0	0	0		
[DOWNED]		1	0	0.0	0	0	0			Total		0	0	0.0	0	0	0		
Total		2	25	12.5	0	13	0												
KICKOFF RETURNS										KICKOFF RETURNS									
		NO	YDS	AVG	FC	LG	TD					NO	YDS	AVG	FC	LG	TD		
C. McCaffrey		3	58	19.3	0	21	0			D. Lewis		1	23	23.0	0	23	0		
[TOUCHBACK]		3	0	0.0	0	0	0			[TOUCHBACK]		5	0	0.0	0	0	0		
Total		3	58	19.3	0	21	0			Total		1	23	23.0	0	23	0		
FUMBLES										FUMBLES									
	Fum	Own	Yds	TD	FF	Opp.	Yds	TD	Out		Fum	Own	Yds	TD	FF	Opp.	Yds	TD	Out
J. Stewart	1	0	0	0	0	0	0	0	0	T. Flowers	0	0	0	0	1	0	0	0	0
Total	1	0	0	0	0	0	0	0	0	E. Roberts	0	0	0	0	0	1	0	0	0
										Total	0	0	0	0	1	1	0	0	0

	PANTHERS	PATRIOTS		PANTHERS	PATRIOTS
TOTAL FIRST DOWNS	28	24	TOTAL RETURN YARDAGE (Not Including Kickoffs)	25	-2
--By Rushing	7	5	--No. and Yards Punt Returns	2-25	0-0
--By Passing	18	18	--No. and Yards Kickoff Returns	3-58	1-23
--By Penalty	3	1	--No. and Yards Interception Returns	0-0	1-2
THIRD DOWN EFFICIENCY	6-9-67%	7-14-50%	PENALTIES Number and Yards	1-5	1-10
FOURTH DOWN EFFICIENCY	0-0-0%	2-2-100%	FUMBLES Number and Lost	1-33	7-55
TOTAL NET YARDS	444	373	TOUCHDOWNS	4	3
--Total Offensive Plays (inc. times thrown passing)	60	67	--Rushing	1	1
--Average gain per offensive play	7.4	5.6	--Passing	3	2
NET YARDS RUSHING	140	80	EXTRA POINTS Made-Attempts	3-4	3-3
--Total Rushing Plays	29	19	--Kicking Made-Attempts	3-4	3-3
--Average gain per rushing play	4.8	4.2	FIELD GOALS Made-Attempts	2-2	3-3
--Tackles for a loss-number and yards	0-0	2-5	RED ZONE EFFICIENCY	3-5-60%	3-4-75%
NET YARDS PASSING	304	293	GOAL TO GO EFFICIENCY	1-1-100%	3-3-100%
--Times thrown - yards lost attempting to pass	2-12	3-14	SAFETIES	0	0
--Gross yards passing	316	307	FINAL SCORE	33	30
PASS ATTEMPTS-COMPLETIONS-HAD INTERCEPTED	29-22-1	45-32-0	TIME OF POSSESSION	28:53	31:07
--Avg gain per pass play (inc.# thrown passing)	9.8	6.1			
KICKOFFS Number-In End Zone-Touchbacks	6-5-5	6-4-3			
PUNTS Number and Average	1-35.0	3-45.0			
--Had Blocked	0	0			
--Net Punting Average	35.0	36.7			
FGs - PATs Had Blocked	0-0	0-0			

GAME 5 CAROLINA 27 – DETROIT 24

October 8, 2017
Ford Field • Detroit, MI

Cam Newton and the Carolina Panthers earned their second impressive road victory in as many weeks, scoring 24 consecutive points before holding on for a 27-24 victory over the Detroit Lions. One week after a last-second victory at New England, the Panthers fell behind 10-3 against a fellow 3-1 team before dominating the second and third quarters. The onslaught began early in the second quarter when running back Christian McCaffrey scampered into the end zone from six yards for his first career touchdown on a beautifully designed shovel pass. The drive could have ended early with a punt, but on third-and-1 at Carolina's 34, Newton moved the chains with a 57-yard pitch and catch to tight end Ed Dickson - his second long reception of the day. Dickson finished with five catches for 175 yards, setting an NFL record for most yards per catch for a tight end with five or more catches. Newton looked like his 2015 MVP self in the victory, tossing two more touchdowns after the one to McCaffrey. Newton completed 79 percent of his passes and finished with 141.8 passer rating. Newton capped off the first half with 10-yard touchdown strike to Funchess, who returned to Ford Field for the first time since the state championship game when he was junior in high school. The receiver led the Panthers in both targets (eight) and receptions (seven). The duo combined for 111 receiving yards and two touchdowns on 11 receptions. Benjamin's biggest contribution came in the third quarter when he raced past his defender on a seam route down the left sideline. Newton dropped a perfectly placed pass into the outstretched arms of Benjamin, who reeled in the 31-yard touchdown pass to build the lead to 24-10.

FINAL INDIVIDUAL and TEAM STATISTICS

Carolina Panthers										Detroit Lions																
RUSHING										RUSHING																
	ATT	YDS	AVG	LG	TD		ATT	YDS	AVG	LG	TD		ATT	YDS	AVG	LG	TD		ATT	YDS	AVG	LG	TD			
J. Stewart	18	21	1.2	9	0	A. Abdullah	10	31	3.1	16	0	M. Jones	6	54	9.0	12	0	M. Stafford	35	23	229	6/37	2	25	0	103.2
C. McCaffrey	3	7	2.3	5	0	Z. Zenner	3	11	3.7	14	1	G. Tate	5	48	9.6	22	0	Total	35	23	229	6/37	2	25	0	103.2
C. Newton	7	0	0.0	5	0	T. Riddick	2	8	4.0	8	0	T. Riddick	4	45	11.3	21	0	Total	15	50	3.3	16	1			
Total	28	28	1.0	9	0	Total	15	50	3.3	16	1															
PASSING										PASSING																
	ATT	CMP	YDS	SK/YD	TD	LG	IN	Rtg.		ATT	CMP	YDS	SK/YD	TD	LG	IN	Rtg.									
C. Newton	33	26	355	3/21	3	64	0	141.8	M. Stafford	35	23	229	6/37	2	25	0	103.2									
Total	33	26	355	3/21	3	64	0	141.8	Total	35	23	229	6/37	2	25	0	103.2									
PASS RECEIVING										PASS RECEIVING																
	NO	YDS	AVG	LG	TD		NO	YDS	AVG	LG	TD															
D. Funchess	7	53	7.6	15	1	M. Jones	6	54	9.0	12	0															
E. Dickson	5	175	35.0	64	0	G. Tate	5	48	9.6	22	0															
C. McCaffrey	5	31	6.2	10	1	T. Riddick	4	45	11.3	21	0															
K. Benjamin	4	58	14.5	31t	1	J. Abbrederis	2	37	18.5	25	0															
J. Stewart	3	23	7.7	21	0	D. Fells	2	24	12.0	20t	2															
R. Shepard	2	15	7.5	10	0	T. Jones	2	12	6.0	8	0															
Total	26	355	13.7	64	3	E. Ebron	1	6	6.0	6	0															
						A. Abdullah	1	3	3.0	3	0															
						Total	23	229	10.0	25	2															
INTERCEPTIONS										INTERCEPTIONS																
	NO	YDS	AVG	LG	TD		NO	YDS	AVG	LG	TD															
Total	0	0	0	0	0	Total	0	0	0	0	0															
PUNTING										PUNTING																
	NO	YDS	AVG	TB	IN20	LG		NO	YDS	AVG	TB	IN20	LG													
M. Palardy	5	234	46.8	1	0	60	J. Locke	5	206	41.2	0	1	53													
Total	5	234	46.8	1	0	60	Total	5	206	41.2	0	1	53													
PUNT RETURNS										PUNT RETURNS																
	NO	YDS	AVG	FC	LG	TD		NO	YDS	AVG	FC	LG	TD													
C. McCaffrey	1	13	13.0	2	13	0	J. Agnew	1	6	6.0	3	6	0													
[OUT OF BOUNDS]	2	0	0	0	0	0	[TOUCHBACK]	1	0	0.0	0	0	0													
Total	1	13	13.0	2	13	0	Total	1	6	6.0	3	6	0													
KICKOFF RETURNS										KICKOFF RETURNS																
	NO	YDS	AVG	FC	LG	TD		NO	YDS	AVG	FC	LG	TD													
C. Samuel	3	44	14.7	0	24	0	J. Agnew	1	22	22.0	0	22	0													
[TOUCHBACK]	2	0	0.0	0	0	0	[TOUCHBACK]	5	0	0.0	0	0	0													
Total	3	44	14.7	0	24	0	Total	1	22	22.0	0	22	0													
FUMBLES										FUMBLES																
	Fum	Own	Rec.	Yds	TD	FF	Opp.	Yds	TD	Out		Fum	Own	Rec.	Yds	TD	FF	Opp.	Yds	TD	Out					
C. Newton	1	1	0	0	0	0	0	0	0	Bnds	M. Stafford	2	0	0	0	0	0	0	0	0	0	0				
M. Addison	0	0	0	0	1	0	0	0	0	0	G. Robinson	0	1	0	0	0	1	0	0	0	0	0				
K. Short	0	0	0	0	1	0	0	0	0	0	Total	2	1	0	0	0	1	0	0	0	0	0				
T. Davis	0	0	0	0	0	1	0	0	0	0																
Total	1	1	0	0	2	1	0	0	0	0																

	PANTHERS	LIONS		PANTHERS	LIONS
TOTAL FIRST DOWNS	16	19	TOTAL RETURN YARDAGE (Not Including Kickoffs)	13	6
--By Rushing	3	4	--No. and Yards Punt Returns	1-13	1-6
--By Passing	13	11	--No. and Yards Kickoff Returns	3-44	1-22
--By Penalty	0	4	--No. and Yards Interception Returns	0-0	0-0
THIRD DOWN EFFICIENCY	7-16-44%	5-13-38%	PENALTIES Number and Yards	11-100	1-10
FOURTH DOWN EFFICIENCY	0-0-0%	0-1-0%	FUMBLES Number and Lost	1-0	2-1
TOTAL NET YARDS	362	242	TOUCHDOWNS	3	3
--Total Offensive Plays (inc. times thrown passing)	64	56	--Rushing	0	1
--Average gain per offensive play	5.7	4.3	--Passing	3	2
NET YARDS RUSHING	28	50	EXTRA POINTS Made-Attempts	3-3	3-3
--Total Rushing Plays	28	15	--Kicking Made-Attempts	3-3	3-3
--Average gain per rushing play	1.0	3.3	FIELD GOALS Made-Attempts	2-3	1-1
--Tackles for a loss-number and yards	8-20	4-11	RED ZONE EFFICIENCY	2-3-67%	2-3-67%
NET YARDS PASSING	334	192	GOAL TO GO EFFICIENCY	1-2-50%	2-2-100%
--Times thrown - yards lost attempting to pass	3-21	6-37	SAFETIES	0	0
--Gross yards passing	355	229	FINAL SCORE	27	24
PASS ATTEMPTS-COMPLETIONS-HAD INTERCEPTED	33-26-0	35-23-0	TIME OF POSSESSION	35:23	24:37
--Avg gain per pass play (inc.# thrown passing)	9.3	4.7			
KICKOFFS Number-In End Zone-Touchbacks	6-6-5	5-3-2			
PUNTS Number and Average	5-46.8	5-41.2			
--Had Blocked	0	0			
--Net Punting Average	41.6	38.6			
FGs - PATs Had Blocked	0-0	0-0			

GAME 6 PHILADELPHIA 28 – CAROLINA 23

October 12, 2017
Bank of America Stadium • Charlotte, NC

Despite giving the ball away three times and totaling one rushing yard between running backs Jonathan Stewart, Christian McCaffrey and Fozzy Whitaker, the Carolina Panthers had a shot at a game-winning drive late. Down by five points with two minutes remaining and zero timeouts, Carolina began its final drive at its own 31-yard line. A 12-yard dart to wide receiver Kelvin Benjamin and a 9-yard completion to wide receiver Russell Shepard put the Panthers in Eagles territory, but two incomplete passes on third and fourth down sealed Carolina's fate. The Panthers' offense was completing drives earlier. McCaffrey's 25-yard punt return, the longest of his NFL career, sparked the offense in the second quarter to a 57-yard scoring drive in just four plays. Newton found a wide-open Dickson for 13 yards and a diving Benjamin for 14 yards before scampering 16 yards into the end zone. The score put Carolina up 10-3, but nearing the end of the second quarter cornerback Rasul Douglas intercepted Newton inside Carolina's 20. The pocket collapsed on the quarterback, who was hit while throwing. It took the Eagles seven plays to move 12 yards, but quarterback Carson Wentz ultimately capped off the drive with a 1-yard touchdown pass to tight end Zach Ertz. Misfortune struck once more for the Panthers at the start of the third quarter. Newton tossed a routine screen pass to Stewart, but the ball slipped from his fingertips and into the hands of cornerback Patrick Robinson. Wentz once more topped of the short drive with a 17-yard touchdown pass to Ertz. Carolina clawed back within five in the fourth quarter following a 1-yard touchdown pass to McCaffrey, but failed to capitalize on the late momentum shift. The loss drops the Panthers to 4-2 on the season and into second place in the NFC South behind the Atlanta Falcons.

FINAL INDIVIDUAL and TEAM STATISTICS

Carolina Panthers									Philadelphia Eagles														
RUSHING																							
	ATT	YDS	AVG	LG	TD		ATT	YDS	AVG	LG	TD		ATT	YDS	AVG	LG	TD						
C. Newton	11	71	6.5	16	1	L. Blount	14	67	4.8	18	0	C. Wentz	6	25	4.2	21	0	K. Barner	5	7	1.4	6	0
C. McCaffrey	4	8	2.0	4	0	C. Wentz	6	25	4.2	21	0	C. Clement	2	2	1.0	3	0						
C. Samuel	1	8	8.0	8	0																		
F. Whitaker	1	-3	-3.0	-3	0																		
J. Stewart	8	-4	-0.5	3	0																		
Total	25	80	3.2	16	1	Total	27	101	3.7	21	0	Total	27	101	3.7	21	0	Total	27	101	3.7	21	0
PASSING																							
	ATT	CMP	YDS	SK/YD	TD	LG	IN	Rtg.		ATT	CMP	YDS	SK/YD	TD	LG	IN	Rtg.						
C. Newton	52	28	239	2/14	1	20	3	48.5	C. Wentz	30	16	222	3/13	3	37	0	110.7						
Total	52	28	239	2/14	1	20	3	48.5	Total	30	16	222	3/13	3	37	0	110.7						
PASS RECEIVING																							
	NO	YDS	AVG	LG	TD		NO	YDS	AVG	LG	TD												
C. McCaffrey	10	56	5.6	15	1	A. Jeffery	4	71	17.8	37	0												
K. Benjamin	9	99	11.0	19	0	N. Agholor	4	55	13.8	24	1												
E. Dickson	4	36	9.0	13	0	M. Hollins	2	38	19.0	20	0												
D. Funchess	3	36	12.0	20	0	Z. Ertz	2	18	9.0	17	2												
R. Shepard	2	12	6.0	9	0	M. Johnson	1	16	16.0	16	0												
						K. Barner	1	9	9.0	9	0												
						T. Burton	1	9	9.0	9	0												
						T. Smith	1	6	6.0	6	0												
Total	26	355	13.7	64	1	Total	16	222	13.9	37	3												
INTERCEPTIONS																							
	NO	YDS	AVG	LG	TD		NO	YDS	AVG	LG	TD												
	0	0	0	0	0	R. Douglas	1	7	7.0	7	0												
						J. Mills	1	1	1.0	1	0												
						P. Robinson	1	0	0.0	0	0												
Total	0	0	0	0	0	Total	3	8	2.7	7	0												
PUNTING																							
	NO	YDS	AVG	TB	IN20	LG		NO	YDS	AVG	TB	IN20	LG										
M. Palardy	3	136	45.3	0	3	50	D. Jones	6	305	50.8	0	1	59										
Total	3	136	45.3	0	3	50	Total	6	305	50.8	0	1	59										
PUNT RETURNS																							
	NO	YDS	AVG	FC	LG	TD		NO	YDS	AVG	FC	LG	TD										
C. McCaffrey	3	35	11.7	1	25	0	K. Barner	1	0	0.0	1	0	0										
[DOWNED]	1	0	0.0	0	0	0	[OUT OF BOUNDS]	1	0	0.0	0	0	0										
[OUT OF BOUNDS]	1	0	0.0	0	0	0																	
Total	3	35	11.7	1	25	0	Total	1	0	0.0	1	0	0										
KICKOFF RETURNS																							
	NO	YDS	AVG	FC	LG	TD		NO	YDS	AVG	FC	LG	TD										
R. Shepard	2	32	16.0	0	16	0	[TOUCHBACK]	6	0	0.0	0	0	0										
C. Samuel	1	33	33.0	0	33	0																	
[TOUCHBACK]	3	0	0.0	0	0	0																	
Total	3	65	21.7	0	33	0	Total	6	0	0.0	0	0	0										
FUMBLES																							
	Fum	Own	Rec.	Yds	TD	FF	Opp.	Yds	TD	Bnds		Fum	Own	Rec.	Yds	TD	FF	Opp.	Yds	TD	Bnds		
C. McCaffrey	1	1	0	0	0	0	0	0	0	0	K. Barner	1	0	0	0	0	0	0	0	0	0	0	
J. Peppers	0	0	0	0	1	0	0	0	0	0	C. Wentz	1	0	0	0	0	0	0	0	0	0	0	
K. Short	0	0	0	0	0	1	11	0	0	0	P. Robinson	0	1	0	0	0	0	0	0	0	0	0	
Total	1	1	0	0	1	1	11	0	0	0	Total	2	1	0	0	0	0	0	0	0	0	0	

	PANTHERS	EAGLES		PANTHERS	EAGLES
TOTAL FIRST DOWNS	23	15	TOTAL RETURN YARDAGE (Not Including Kickoffs)	35	8
--By Rushing	7	4	--No. and Yards Punt Returns	3-35	1-0
--By Passing	12	11	--No. and Yards Kickoff Returns	3-65	1-0
--By Penalty	4	0	--No. and Yards Interception Returns	0-0	3-8
THIRD DOWN EFFICIENCY	4-16-25%	5-14-36%	PENALTIES Number and Yards	10-126	1-1
FOURTH DOWN EFFICIENCY	1-3-33%	1-1-100%	FUMBLES Number and Lost	1-0	2-1
TOTAL NET YARDS	305	310	TOUCHDOWNS	2	3
--Total Offensive Plays (inc. times thrown passing)	79	60	--Rushing	1	0
--Average gain per offensive play	3.9	5.2	--Passing	1	3
NET YARDS RUSHING	80	101	EXTRA POINTS Made-Attempts	3-3	2-2
--Total Rushing Plays	25	27	--Kicking Made-Attempts	2-2	2-2
--Average gain per rushing play	3.2	3.7	FIELD GOALS Made-Attempts	2-2	3-3
--Tackles for a loss-number and yards	6-16	5-13	RED ZONE EFFICIENCY	2-3-67%	2-2-100%
NET YARDS PASSING	225	209	GOAL TO GO EFFICIENCY	1-2-50%	1-1-100%
--Times thrown - yards lost attempting to pass	2-14	3-13	SAFETIES	0	0
--Gross yards passing	239	222	FINAL SCORE	23	28
PASS ATTEMPTS-COMPLETIONS-HAD INTERCEPTED	52-28-3	30-16-0	TIME OF POSSESSION	31:26	28:34
--Avg gain per pass play (inc.# thrown passing)	4.2	6.3			
KICKOFFS Number-In End Zone-Touchbacks	6-6-6	6-3-3			
PUNTS Number and Average	3-45.3	6-50.8			
--Had Blocked	0	0			
--Net Punting Average	45.3	45.0			
FGs - PATs Had Blocked	0-0	0-0			

GAME 7 CHICAGO 17 – CAROLINA 3

October 22, 2017
Soldier Field • Chicago, IL

The Panthers appeared poised for success early, but two costly turnovers proved to be too much to overcome in a 17-3 loss to the Chicago Bears. Quarterback Cam Newton completed three passes for 39 yards and scrambled for 14 more on the game's opening drive, but at the Bears' 24-yard line, Newton ran an option run with wide receiver Curtis Samuel, who fumbled the pitch. Rookie safety Eddie Jackson scooped up the loose ball and returned it 75 yards for a touchdown. Jackson, who was starting just his sixth career game, doubled his touchdown total in the second quarter. Newton dropped back just outside the red zone and threw a bullet to wide receiver Kelvin Benjamin. Cornerback Prince Amukamara tipped the pass, which Jackson hauled in and returned 76 yards for a touchdown. On the Bears' ensuing drive, rookie quarterback Mitch Trubisky opened up Carolina's defense with a 70-yard toss to rookie running back Tarik Cohen to set up Chicago's lone offensive points, courtesy of a 19-yard field goal. The Panthers defense did the job otherwise, holding Chicago to just three first downs before Chicago picked up a couple more in the closing minutes to run out the clock. The two early turnovers deflated Carolina's offense, which only managed three points on the day, the Panthers' lowest point since a 30-3 loss to the Titans in Week 10 of Newton's rookie season in 2010. Carolina did total 108 rushing yards, which had been a concern in the previous two weeks. Newton led the way with 50 while running back Jonathan Stewart rushed for 48 yards. Despite two interceptions, Newton threw for 211 yards and completed nearly 62 percent of his passes.

FINAL INDIVIDUAL and TEAM STATISTICS

Carolina Panthers										Chicago Bears																																																																																																																																																																																																																																																																																																																																																																																																																																																																																																																																																																																																																																																																														
RUSHING										RUSHING																																																																																																																																																																																																																																																																																																																																																																																																																																																																																																																																																																																																																																																																														
	ATT	YDS	AVG	LG	TD					ATT	YDS	AVG	LG	TD																																																																																																																																																																																																																																																																																																																																																																																																																																																																																																																																																																																																																																																																										
C. Newton	9	50	5.6	14	0	Jo. Howard	21	65	3.1	11	0	J. Stewart	14	48	3.4	13	0	M. Trubisky	5	3	0.6	7	0	C. McCaffrey	7	10	1.4	4	0	Total	26	68	2.6	11	0	Total	30	108	3.6	14	0							PASSING										PASSING											ATT	CMP	YDS	SK/YD	TD	LG	IN	Rtg.		ATT	CMP	YDS	SK/YD	TD	LG	IN	Rtg.			C. Newton	34	21	211	5/26	0	37	2	54.9	M. Trubisky	7	4	107	4/22	0	70	0	101.8			Total	34	21	211	5/26	0	37	2	54.9	Total	7	4	107	4/22	0	70	0	101.8			PASS RECEIVING										PASS RECEIVING											NO	YDS	AVG	LG	TD					NO	YDS	AVG	LG	TD						C. McCaffrey	7	36	5.1	20	0	Z. Miller	2	29	14.5	24	0	D. Funchess	4	41	10.3	20	0	T. Cohen	1	70	70.0	70	0	K. Benjamin	3	65	21.7	37	0	T. Gentry	1	8	8.0	8	0	E. Dickson	3	18	6.0	11	0							R. Shepard	2	20	10.0	18	0							C. Samuel	1	20	20.0	20	0							C. Manhertz	1	11	11.0	11	0							Total	21	211	10.0	37	0	Total	4	107	26.8	70	0	INTERCEPTIONS										INTERCEPTIONS											NO	YDS	AVG	LG	TD					NO	YDS	AVG	LG	TD						Total	0	0	0	0	0	E. Jackson	1	76	76.0	76	1							D. Trevathan	1	8	8.0	8	0							Total	2	84	42.0	76	1	PUNTING										PUNTING											NO	YDS	AVG	TB	IN20	LG				NO	YDS	AVG	TB	IN20	LG					M. Palardy	5	263	46.2	1	1	59	P. O'Donnell	6	296	49.3	0	1	66	Total	5	263	46.2	1	1	59	Total	6	296	49.3	0	1	66	PUNT RETURNS										PUNT RETURNS											NO	YDS	AVG	FC	LG	TD				NO	YDS	AVG	FC	LG	TD					C. McCaffrey	3	17	5.7	2	10	0	K. Barner	1	0	0.0	1	0	0	[DOWNED]	1	0	0.0	0	0	0	[OUT OF BOUNDS]	1	0	0.0	0	0	0	Total	3	17	5.7	2	10	0	[TOUCHDOWN]	1	0	0.0	0	0	0								Total	2	12	6.0	1	6	0	KICKOFF RETURNS										KICKOFF RETURNS											NO	YDS	AVG	FC	LG	TD				NO	YDS	AVG	FC	LG	TD					C. Samuel	2	43	21.5	0	25	0	[TOUCHBACK]	2	0	0.0	0	0	0	[TOUCHBACK]	2	0	0.0	0	0	0	Total	2	0	0.0	0	0	0	Total	2	43	21.5	0	25	0								FUMBLES										FUMBLES											Fum	Own	Yds	TD	FF	Opp.	Yds	TD	Out	Fum	Own	Yds	TD	FF	Opp.	Yds	TD	Out	C. Newton	1	0	-1	0	0	0	0	0	0	E. Jackson	0	0	0	0	0	1	75	1	0	Total	1	0	-1	0	0	0	0	0	0	Total	0	0	0	0	0	1	75	1	0
J. Stewart	14	48	3.4	13	0	M. Trubisky	5	3	0.6	7	0	C. McCaffrey	7	10	1.4	4	0	Total	26	68	2.6	11	0	Total	30	108	3.6	14	0							PASSING										PASSING											ATT	CMP	YDS	SK/YD	TD	LG	IN	Rtg.		ATT	CMP	YDS	SK/YD	TD	LG	IN	Rtg.			C. Newton	34	21	211	5/26	0	37	2	54.9	M. Trubisky	7	4	107	4/22	0	70	0	101.8			Total	34	21	211	5/26	0	37	2	54.9	Total	7	4	107	4/22	0	70	0	101.8			PASS RECEIVING										PASS RECEIVING											NO	YDS	AVG	LG	TD					NO	YDS	AVG	LG	TD						C. McCaffrey	7	36	5.1	20	0	Z. Miller	2	29	14.5	24	0	D. Funchess	4	41	10.3	20	0	T. Cohen	1	70	70.0	70	0	K. Benjamin	3	65	21.7	37	0	T. Gentry	1	8	8.0	8	0	E. Dickson	3	18	6.0	11	0							R. Shepard	2	20	10.0	18	0							C. Samuel	1	20	20.0	20	0							C. Manhertz	1	11	11.0	11	0							Total	21	211	10.0	37	0	Total	4	107	26.8	70	0	INTERCEPTIONS										INTERCEPTIONS											NO	YDS	AVG	LG	TD					NO	YDS	AVG	LG	TD						Total	0	0	0	0	0	E. Jackson	1	76	76.0	76	1							D. Trevathan	1	8	8.0	8	0							Total	2	84	42.0	76	1	PUNTING										PUNTING											NO	YDS	AVG	TB	IN20	LG				NO	YDS	AVG	TB	IN20	LG					M. Palardy	5	263	46.2	1	1	59	P. O'Donnell	6	296	49.3	0	1	66	Total	5	263	46.2	1	1	59	Total	6	296	49.3	0	1	66	PUNT RETURNS										PUNT RETURNS											NO	YDS	AVG	FC	LG	TD				NO	YDS	AVG	FC	LG	TD					C. McCaffrey	3	17	5.7	2	10	0	K. Barner	1	0	0.0	1	0	0	[DOWNED]	1	0	0.0	0	0	0	[OUT OF BOUNDS]	1	0	0.0	0	0	0	Total	3	17	5.7	2	10	0	[TOUCHDOWN]	1	0	0.0	0	0	0								Total	2	12	6.0	1	6	0	KICKOFF RETURNS										KICKOFF RETURNS											NO	YDS	AVG	FC	LG	TD				NO	YDS	AVG	FC	LG	TD					C. Samuel	2	43	21.5	0	25	0	[TOUCHBACK]	2	0	0.0	0	0	0	[TOUCHBACK]	2	0	0.0	0	0	0	Total	2	0	0.0	0	0	0	Total	2	43	21.5	0	25	0								FUMBLES										FUMBLES											Fum	Own	Yds	TD	FF	Opp.	Yds	TD	Out	Fum	Own	Yds	TD	FF	Opp.	Yds	TD	Out	C. Newton	1	0	-1	0	0	0	0	0	0	E. Jackson	0	0	0	0	0	1	75	1	0	Total	1	0	-1	0	0	0	0	0	0	Total	0	0	0	0	0	1	75	1	0												
C. McCaffrey	7	10	1.4	4	0	Total	26	68	2.6	11	0	Total	30	108	3.6	14	0							PASSING										PASSING											ATT	CMP	YDS	SK/YD	TD	LG	IN	Rtg.		ATT	CMP	YDS	SK/YD	TD	LG	IN	Rtg.			C. Newton	34	21	211	5/26	0	37	2	54.9	M. Trubisky	7	4	107	4/22	0	70	0	101.8			Total	34	21	211	5/26	0	37	2	54.9	Total	7	4	107	4/22	0	70	0	101.8			PASS RECEIVING										PASS RECEIVING											NO	YDS	AVG	LG	TD					NO	YDS	AVG	LG	TD						C. McCaffrey	7	36	5.1	20	0	Z. Miller	2	29	14.5	24	0	D. Funchess	4	41	10.3	20	0	T. Cohen	1	70	70.0	70	0	K. Benjamin	3	65	21.7	37	0	T. Gentry	1	8	8.0	8	0	E. Dickson	3	18	6.0	11	0							R. Shepard	2	20	10.0	18	0							C. Samuel	1	20	20.0	20	0							C. Manhertz	1	11	11.0	11	0							Total	21	211	10.0	37	0	Total	4	107	26.8	70	0	INTERCEPTIONS										INTERCEPTIONS											NO	YDS	AVG	LG	TD					NO	YDS	AVG	LG	TD						Total	0	0	0	0	0	E. Jackson	1	76	76.0	76	1							D. Trevathan	1	8	8.0	8	0							Total	2	84	42.0	76	1	PUNTING										PUNTING											NO	YDS	AVG	TB	IN20	LG				NO	YDS	AVG	TB	IN20	LG					M. Palardy	5	263	46.2	1	1	59	P. O'Donnell	6	296	49.3	0	1	66	Total	5	263	46.2	1	1	59	Total	6	296	49.3	0	1	66	PUNT RETURNS										PUNT RETURNS											NO	YDS	AVG	FC	LG	TD				NO	YDS	AVG	FC	LG	TD					C. McCaffrey	3	17	5.7	2	10	0	K. Barner	1	0	0.0	1	0	0	[DOWNED]	1	0	0.0	0	0	0	[OUT OF BOUNDS]	1	0	0.0	0	0	0	Total	3	17	5.7	2	10	0	[TOUCHDOWN]	1	0	0.0	0	0	0								Total	2	12	6.0	1	6	0	KICKOFF RETURNS										KICKOFF RETURNS											NO	YDS	AVG	FC	LG	TD				NO	YDS	AVG	FC	LG	TD					C. Samuel	2	43	21.5	0	25	0	[TOUCHBACK]	2	0	0.0	0	0	0	[TOUCHBACK]	2	0	0.0	0	0	0	Total	2	0	0.0	0	0	0	Total	2	43	21.5	0	25	0								FUMBLES										FUMBLES											Fum	Own	Yds	TD	FF	Opp.	Yds	TD	Out	Fum	Own	Yds	TD	FF	Opp.	Yds	TD	Out	C. Newton	1	0	-1	0	0	0	0	0	0	E. Jackson	0	0	0	0	0	1	75	1	0	Total	1	0	-1	0	0	0	0	0	0	Total	0	0	0	0	0	1	75	1	0																								
Total	30	108	3.6	14	0							PASSING										PASSING											ATT	CMP	YDS	SK/YD	TD	LG	IN	Rtg.		ATT	CMP	YDS	SK/YD	TD	LG	IN	Rtg.			C. Newton	34	21	211	5/26	0	37	2	54.9	M. Trubisky	7	4	107	4/22	0	70	0	101.8			Total	34	21	211	5/26	0	37	2	54.9	Total	7	4	107	4/22	0	70	0	101.8			PASS RECEIVING										PASS RECEIVING											NO	YDS	AVG	LG	TD					NO	YDS	AVG	LG	TD						C. McCaffrey	7	36	5.1	20	0	Z. Miller	2	29	14.5	24	0	D. Funchess	4	41	10.3	20	0	T. Cohen	1	70	70.0	70	0	K. Benjamin	3	65	21.7	37	0	T. Gentry	1	8	8.0	8	0	E. Dickson	3	18	6.0	11	0							R. Shepard	2	20	10.0	18	0							C. Samuel	1	20	20.0	20	0							C. Manhertz	1	11	11.0	11	0							Total	21	211	10.0	37	0	Total	4	107	26.8	70	0	INTERCEPTIONS										INTERCEPTIONS											NO	YDS	AVG	LG	TD					NO	YDS	AVG	LG	TD						Total	0	0	0	0	0	E. Jackson	1	76	76.0	76	1							D. Trevathan	1	8	8.0	8	0							Total	2	84	42.0	76	1	PUNTING										PUNTING											NO	YDS	AVG	TB	IN20	LG				NO	YDS	AVG	TB	IN20	LG					M. Palardy	5	263	46.2	1	1	59	P. O'Donnell	6	296	49.3	0	1	66	Total	5	263	46.2	1	1	59	Total	6	296	49.3	0	1	66	PUNT RETURNS										PUNT RETURNS											NO	YDS	AVG	FC	LG	TD				NO	YDS	AVG	FC	LG	TD					C. McCaffrey	3	17	5.7	2	10	0	K. Barner	1	0	0.0	1	0	0	[DOWNED]	1	0	0.0	0	0	0	[OUT OF BOUNDS]	1	0	0.0	0	0	0	Total	3	17	5.7	2	10	0	[TOUCHDOWN]	1	0	0.0	0	0	0								Total	2	12	6.0	1	6	0	KICKOFF RETURNS										KICKOFF RETURNS											NO	YDS	AVG	FC	LG	TD				NO	YDS	AVG	FC	LG	TD					C. Samuel	2	43	21.5	0	25	0	[TOUCHBACK]	2	0	0.0	0	0	0	[TOUCHBACK]	2	0	0.0	0	0	0	Total	2	0	0.0	0	0	0	Total	2	43	21.5	0	25	0								FUMBLES										FUMBLES											Fum	Own	Yds	TD	FF	Opp.	Yds	TD	Out	Fum	Own	Yds	TD	FF	Opp.	Yds	TD	Out	C. Newton	1	0	-1	0	0	0	0	0	0	E. Jackson	0	0	0	0	0	1	75	1	0	Total	1	0	-1	0	0	0	0	0	0	Total	0	0	0	0	0	1	75	1	0																																				
PASSING										PASSING																																																																																																																																																																																																																																																																																																																																																																																																																																																																																																																																																																																																																																																																														
	ATT	CMP	YDS	SK/YD	TD	LG	IN	Rtg.		ATT	CMP	YDS	SK/YD	TD	LG	IN	Rtg.																																																																																																																																																																																																																																																																																																																																																																																																																																																																																																																																																																																																																																																																							
C. Newton	34	21	211	5/26	0	37	2	54.9	M. Trubisky	7	4	107	4/22	0	70	0	101.8			Total	34	21	211	5/26	0	37	2	54.9	Total	7	4	107	4/22	0	70	0	101.8			PASS RECEIVING										PASS RECEIVING											NO	YDS	AVG	LG	TD					NO	YDS	AVG	LG	TD						C. McCaffrey	7	36	5.1	20	0	Z. Miller	2	29	14.5	24	0	D. Funchess	4	41	10.3	20	0	T. Cohen	1	70	70.0	70	0	K. Benjamin	3	65	21.7	37	0	T. Gentry	1	8	8.0	8	0	E. Dickson	3	18	6.0	11	0							R. Shepard	2	20	10.0	18	0							C. Samuel	1	20	20.0	20	0							C. Manhertz	1	11	11.0	11	0							Total	21	211	10.0	37	0	Total	4	107	26.8	70	0	INTERCEPTIONS										INTERCEPTIONS											NO	YDS	AVG	LG	TD					NO	YDS	AVG	LG	TD						Total	0	0	0	0	0	E. Jackson	1	76	76.0	76	1							D. Trevathan	1	8	8.0	8	0							Total	2	84	42.0	76	1	PUNTING										PUNTING											NO	YDS	AVG	TB	IN20	LG				NO	YDS	AVG	TB	IN20	LG					M. Palardy	5	263	46.2	1	1	59	P. O'Donnell	6	296	49.3	0	1	66	Total	5	263	46.2	1	1	59	Total	6	296	49.3	0	1	66	PUNT RETURNS										PUNT RETURNS											NO	YDS	AVG	FC	LG	TD				NO	YDS	AVG	FC	LG	TD					C. McCaffrey	3	17	5.7	2	10	0	K. Barner	1	0	0.0	1	0	0	[DOWNED]	1	0	0.0	0	0	0	[OUT OF BOUNDS]	1	0	0.0	0	0	0	Total	3	17	5.7	2	10	0	[TOUCHDOWN]	1	0	0.0	0	0	0								Total	2	12	6.0	1	6	0	KICKOFF RETURNS										KICKOFF RETURNS											NO	YDS	AVG	FC	LG	TD				NO	YDS	AVG	FC	LG	TD					C. Samuel	2	43	21.5	0	25	0	[TOUCHBACK]	2	0	0.0	0	0	0	[TOUCHBACK]	2	0	0.0	0	0	0	Total	2	0	0.0	0	0	0	Total	2	43	21.5	0	25	0								FUMBLES										FUMBLES											Fum	Own	Yds	TD	FF	Opp.	Yds	TD	Out	Fum	Own	Yds	TD	FF	Opp.	Yds	TD	Out	C. Newton	1	0	-1	0	0	0	0	0	0	E. Jackson	0	0	0	0	0	1	75	1	0	Total	1	0	-1	0	0	0	0	0	0	Total	0	0	0	0	0	1	75	1	0																																																																																								
Total	34	21	211	5/26	0	37	2	54.9	Total	7	4	107	4/22	0	70	0	101.8			PASS RECEIVING										PASS RECEIVING											NO	YDS	AVG	LG	TD					NO	YDS	AVG	LG	TD						C. McCaffrey	7	36	5.1	20	0	Z. Miller	2	29	14.5	24	0	D. Funchess	4	41	10.3	20	0	T. Cohen	1	70	70.0	70	0	K. Benjamin	3	65	21.7	37	0	T. Gentry	1	8	8.0	8	0	E. Dickson	3	18	6.0	11	0							R. Shepard	2	20	10.0	18	0							C. Samuel	1	20	20.0	20	0							C. Manhertz	1	11	11.0	11	0							Total	21	211	10.0	37	0	Total	4	107	26.8	70	0	INTERCEPTIONS										INTERCEPTIONS											NO	YDS	AVG	LG	TD					NO	YDS	AVG	LG	TD						Total	0	0	0	0	0	E. Jackson	1	76	76.0	76	1							D. Trevathan	1	8	8.0	8	0							Total	2	84	42.0	76	1	PUNTING										PUNTING											NO	YDS	AVG	TB	IN20	LG				NO	YDS	AVG	TB	IN20	LG					M. Palardy	5	263	46.2	1	1	59	P. O'Donnell	6	296	49.3	0	1	66	Total	5	263	46.2	1	1	59	Total	6	296	49.3	0	1	66	PUNT RETURNS										PUNT RETURNS											NO	YDS	AVG	FC	LG	TD				NO	YDS	AVG	FC	LG	TD					C. McCaffrey	3	17	5.7	2	10	0	K. Barner	1	0	0.0	1	0	0	[DOWNED]	1	0	0.0	0	0	0	[OUT OF BOUNDS]	1	0	0.0	0	0	0	Total	3	17	5.7	2	10	0	[TOUCHDOWN]	1	0	0.0	0	0	0								Total	2	12	6.0	1	6	0	KICKOFF RETURNS										KICKOFF RETURNS											NO	YDS	AVG	FC	LG	TD				NO	YDS	AVG	FC	LG	TD					C. Samuel	2	43	21.5	0	25	0	[TOUCHBACK]	2	0	0.0	0	0	0	[TOUCHBACK]	2	0	0.0	0	0	0	Total	2	0	0.0	0	0	0	Total	2	43	21.5	0	25	0								FUMBLES										FUMBLES											Fum	Own	Yds	TD	FF	Opp.	Yds	TD	Out	Fum	Own	Yds	TD	FF	Opp.	Yds	TD	Out	C. Newton	1	0	-1	0	0	0	0	0	0	E. Jackson	0	0	0	0	0	1	75	1	0	Total	1	0	-1	0	0	0	0	0	0	Total	0	0	0	0	0	1	75	1	0																																																																																																												
PASS RECEIVING										PASS RECEIVING																																																																																																																																																																																																																																																																																																																																																																																																																																																																																																																																																																																																																																																																														
	NO	YDS	AVG	LG	TD					NO	YDS	AVG	LG	TD																																																																																																																																																																																																																																																																																																																																																																																																																																																																																																																																																																																																																																																																										
C. McCaffrey	7	36	5.1	20	0	Z. Miller	2	29	14.5	24	0	D. Funchess	4	41	10.3	20	0	T. Cohen	1	70	70.0	70	0	K. Benjamin	3	65	21.7	37	0	T. Gentry	1	8	8.0	8	0	E. Dickson	3	18	6.0	11	0							R. Shepard	2	20	10.0	18	0							C. Samuel	1	20	20.0	20	0							C. Manhertz	1	11	11.0	11	0							Total	21	211	10.0	37	0	Total	4	107	26.8	70	0	INTERCEPTIONS										INTERCEPTIONS											NO	YDS	AVG	LG	TD					NO	YDS	AVG	LG	TD						Total	0	0	0	0	0	E. Jackson	1	76	76.0	76	1							D. Trevathan	1	8	8.0	8	0							Total	2	84	42.0	76	1	PUNTING										PUNTING											NO	YDS	AVG	TB	IN20	LG				NO	YDS	AVG	TB	IN20	LG					M. Palardy	5	263	46.2	1	1	59	P. O'Donnell	6	296	49.3	0	1	66	Total	5	263	46.2	1	1	59	Total	6	296	49.3	0	1	66	PUNT RETURNS										PUNT RETURNS											NO	YDS	AVG	FC	LG	TD				NO	YDS	AVG	FC	LG	TD					C. McCaffrey	3	17	5.7	2	10	0	K. Barner	1	0	0.0	1	0	0	[DOWNED]	1	0	0.0	0	0	0	[OUT OF BOUNDS]	1	0	0.0	0	0	0	Total	3	17	5.7	2	10	0	[TOUCHDOWN]	1	0	0.0	0	0	0								Total	2	12	6.0	1	6	0	KICKOFF RETURNS										KICKOFF RETURNS											NO	YDS	AVG	FC	LG	TD				NO	YDS	AVG	FC	LG	TD					C. Samuel	2	43	21.5	0	25	0	[TOUCHBACK]	2	0	0.0	0	0	0	[TOUCHBACK]	2	0	0.0	0	0	0	Total	2	0	0.0	0	0	0	Total	2	43	21.5	0	25	0								FUMBLES										FUMBLES											Fum	Own	Yds	TD	FF	Opp.	Yds	TD	Out	Fum	Own	Yds	TD	FF	Opp.	Yds	TD	Out	C. Newton	1	0	-1	0	0	0	0	0	0	E. Jackson	0	0	0	0	0	1	75	1	0	Total	1	0	-1	0	0	0	0	0	0	Total	0	0	0	0	0	1	75	1	0																																																																																																																																																																								
D. Funchess	4	41	10.3	20	0	T. Cohen	1	70	70.0	70	0	K. Benjamin	3	65	21.7	37	0	T. Gentry	1	8	8.0	8	0	E. Dickson	3	18	6.0	11	0							R. Shepard	2	20	10.0	18	0							C. Samuel	1	20	20.0	20	0							C. Manhertz	1	11	11.0	11	0							Total	21	211	10.0	37	0	Total	4	107	26.8	70	0	INTERCEPTIONS										INTERCEPTIONS											NO	YDS	AVG	LG	TD					NO	YDS	AVG	LG	TD						Total	0	0	0	0	0	E. Jackson	1	76	76.0	76	1							D. Trevathan	1	8	8.0	8	0							Total	2	84	42.0	76	1	PUNTING										PUNTING											NO	YDS	AVG	TB	IN20	LG				NO	YDS	AVG	TB	IN20	LG					M. Palardy	5	263	46.2	1	1	59	P. O'Donnell	6	296	49.3	0	1	66	Total	5	263	46.2	1	1	59	Total	6	296	49.3	0	1	66	PUNT RETURNS										PUNT RETURNS											NO	YDS	AVG	FC	LG	TD				NO	YDS	AVG	FC	LG	TD					C. McCaffrey	3	17	5.7	2	10	0	K. Barner	1	0	0.0	1	0	0	[DOWNED]	1	0	0.0	0	0	0	[OUT OF BOUNDS]	1	0	0.0	0	0	0	Total	3	17	5.7	2	10	0	[TOUCHDOWN]	1	0	0.0	0	0	0								Total	2	12	6.0	1	6	0	KICKOFF RETURNS										KICKOFF RETURNS											NO	YDS	AVG	FC	LG	TD				NO	YDS	AVG	FC	LG	TD					C. Samuel	2	43	21.5	0	25	0	[TOUCHBACK]	2	0	0.0	0	0	0	[TOUCHBACK]	2	0	0.0	0	0	0	Total	2	0	0.0	0	0	0	Total	2	43	21.5	0	25	0								FUMBLES										FUMBLES											Fum	Own	Yds	TD	FF	Opp.	Yds	TD	Out	Fum	Own	Yds	TD	FF	Opp.	Yds	TD	Out	C. Newton	1	0	-1	0	0	0	0	0	0	E. Jackson	0	0	0	0	0	1	75	1	0	Total	1	0	-1	0	0	0	0	0	0	Total	0	0	0	0	0	1	75	1	0																																																																																																																																																																																				
K. Benjamin	3	65	21.7	37	0	T. Gentry	1	8	8.0	8	0	E. Dickson	3	18	6.0	11	0							R. Shepard	2	20	10.0	18	0							C. Samuel	1	20	20.0	20	0							C. Manhertz	1	11	11.0	11	0							Total	21	211	10.0	37	0	Total	4	107	26.8	70	0	INTERCEPTIONS										INTERCEPTIONS											NO	YDS	AVG	LG	TD					NO	YDS	AVG	LG	TD						Total	0	0	0	0	0	E. Jackson	1	76	76.0	76	1							D. Trevathan	1	8	8.0	8	0							Total	2	84	42.0	76	1	PUNTING										PUNTING											NO	YDS	AVG	TB	IN20	LG				NO	YDS	AVG	TB	IN20	LG					M. Palardy	5	263	46.2	1	1	59	P. O'Donnell	6	296	49.3	0	1	66	Total	5	263	46.2	1	1	59	Total	6	296	49.3	0	1	66	PUNT RETURNS										PUNT RETURNS											NO	YDS	AVG	FC	LG	TD				NO	YDS	AVG	FC	LG	TD					C. McCaffrey	3	17	5.7	2	10	0	K. Barner	1	0	0.0	1	0	0	[DOWNED]	1	0	0.0	0	0	0	[OUT OF BOUNDS]	1	0	0.0	0	0	0	Total	3	17	5.7	2	10	0	[TOUCHDOWN]	1	0	0.0	0	0	0								Total	2	12	6.0	1	6	0	KICKOFF RETURNS										KICKOFF RETURNS											NO	YDS	AVG	FC	LG	TD				NO	YDS	AVG	FC	LG	TD					C. Samuel	2	43	21.5	0	25	0	[TOUCHBACK]	2	0	0.0	0	0	0	[TOUCHBACK]	2	0	0.0	0	0	0	Total	2	0	0.0	0	0	0	Total	2	43	21.5	0	25	0								FUMBLES										FUMBLES											Fum	Own	Yds	TD	FF	Opp.	Yds	TD	Out	Fum	Own	Yds	TD	FF	Opp.	Yds	TD	Out	C. Newton	1	0	-1	0	0	0	0	0	0	E. Jackson	0	0	0	0	0	1	75	1	0	Total	1	0	-1	0	0	0	0	0	0	Total	0	0	0	0	0	1	75	1	0																																																																																																																																																																																																
E. Dickson	3	18	6.0	11	0							R. Shepard	2	20	10.0	18	0							C. Samuel	1	20	20.0	20	0							C. Manhertz	1	11	11.0	11	0							Total	21	211	10.0	37	0	Total	4	107	26.8	70	0	INTERCEPTIONS										INTERCEPTIONS											NO	YDS	AVG	LG	TD					NO	YDS	AVG	LG	TD						Total	0	0	0	0	0	E. Jackson	1	76	76.0	76	1							D. Trevathan	1	8	8.0	8	0							Total	2	84	42.0	76	1	PUNTING										PUNTING											NO	YDS	AVG	TB	IN20	LG				NO	YDS	AVG	TB	IN20	LG					M. Palardy	5	263	46.2	1	1	59	P. O'Donnell	6	296	49.3	0	1	66	Total	5	263	46.2	1	1	59	Total	6	296	49.3	0	1	66	PUNT RETURNS										PUNT RETURNS											NO	YDS	AVG	FC	LG	TD				NO	YDS	AVG	FC	LG	TD					C. McCaffrey	3	17	5.7	2	10	0	K. Barner	1	0	0.0	1	0	0	[DOWNED]	1	0	0.0	0	0	0	[OUT OF BOUNDS]	1	0	0.0	0	0	0	Total	3	17	5.7	2	10	0	[TOUCHDOWN]	1	0	0.0	0	0	0								Total	2	12	6.0	1	6	0	KICKOFF RETURNS										KICKOFF RETURNS											NO	YDS	AVG	FC	LG	TD				NO	YDS	AVG	FC	LG	TD					C. Samuel	2	43	21.5	0	25	0	[TOUCHBACK]	2	0	0.0	0	0	0	[TOUCHBACK]	2	0	0.0	0	0	0	Total	2	0	0.0	0	0	0	Total	2	43	21.5	0	25	0								FUMBLES										FUMBLES											Fum	Own	Yds	TD	FF	Opp.	Yds	TD	Out	Fum	Own	Yds	TD	FF	Opp.	Yds	TD	Out	C. Newton	1	0	-1	0	0	0	0	0	0	E. Jackson	0	0	0	0	0	1	75	1	0	Total	1	0	-1	0	0	0	0	0	0	Total	0	0	0	0	0	1	75	1	0																																																																																																																																																																																																												
R. Shepard	2	20	10.0	18	0							C. Samuel	1	20	20.0	20	0							C. Manhertz	1	11	11.0	11	0							Total	21	211	10.0	37	0	Total	4	107	26.8	70	0	INTERCEPTIONS										INTERCEPTIONS											NO	YDS	AVG	LG	TD					NO	YDS	AVG	LG	TD						Total	0	0	0	0	0	E. Jackson	1	76	76.0	76	1							D. Trevathan	1	8	8.0	8	0							Total	2	84	42.0	76	1	PUNTING										PUNTING											NO	YDS	AVG	TB	IN20	LG				NO	YDS	AVG	TB	IN20	LG					M. Palardy	5	263	46.2	1	1	59	P. O'Donnell	6	296	49.3	0	1	66	Total	5	263	46.2	1	1	59	Total	6	296	49.3	0	1	66	PUNT RETURNS										PUNT RETURNS											NO	YDS	AVG	FC	LG	TD				NO	YDS	AVG	FC	LG	TD					C. McCaffrey	3	17	5.7	2	10	0	K. Barner	1	0	0.0	1	0	0	[DOWNED]	1	0	0.0	0	0	0	[OUT OF BOUNDS]	1	0	0.0	0	0	0	Total	3	17	5.7	2	10	0	[TOUCHDOWN]	1	0	0.0	0	0	0								Total	2	12	6.0	1	6	0	KICKOFF RETURNS										KICKOFF RETURNS											NO	YDS	AVG	FC	LG	TD				NO	YDS	AVG	FC	LG	TD					C. Samuel	2	43	21.5	0	25	0	[TOUCHBACK]	2	0	0.0	0	0	0	[TOUCHBACK]	2	0	0.0	0	0	0	Total	2	0	0.0	0	0	0	Total	2	43	21.5	0	25	0								FUMBLES										FUMBLES											Fum	Own	Yds	TD	FF	Opp.	Yds	TD	Out	Fum	Own	Yds	TD	FF	Opp.	Yds	TD	Out	C. Newton	1	0	-1	0	0	0	0	0	0	E. Jackson	0	0	0	0	0	1	75	1	0	Total	1	0	-1	0	0	0	0	0	0	Total	0	0	0	0	0	1	75	1	0																																																																																																																																																																																																																								
C. Samuel	1	20	20.0	20	0							C. Manhertz	1	11	11.0	11	0							Total	21	211	10.0	37	0	Total	4	107	26.8	70	0	INTERCEPTIONS										INTERCEPTIONS											NO	YDS	AVG	LG	TD					NO	YDS	AVG	LG	TD						Total	0	0	0	0	0	E. Jackson	1	76	76.0	76	1							D. Trevathan	1	8	8.0	8	0							Total	2	84	42.0	76	1	PUNTING										PUNTING											NO	YDS	AVG	TB	IN20	LG				NO	YDS	AVG	TB	IN20	LG					M. Palardy	5	263	46.2	1	1	59	P. O'Donnell	6	296	49.3	0	1	66	Total	5	263	46.2	1	1	59	Total	6	296	49.3	0	1	66	PUNT RETURNS										PUNT RETURNS											NO	YDS	AVG	FC	LG	TD				NO	YDS	AVG	FC	LG	TD					C. McCaffrey	3	17	5.7	2	10	0	K. Barner	1	0	0.0	1	0	0	[DOWNED]	1	0	0.0	0	0	0	[OUT OF BOUNDS]	1	0	0.0	0	0	0	Total	3	17	5.7	2	10	0	[TOUCHDOWN]	1	0	0.0	0	0	0								Total	2	12	6.0	1	6	0	KICKOFF RETURNS										KICKOFF RETURNS											NO	YDS	AVG	FC	LG	TD				NO	YDS	AVG	FC	LG	TD					C. Samuel	2	43	21.5	0	25	0	[TOUCHBACK]	2	0	0.0	0	0	0	[TOUCHBACK]	2	0	0.0	0	0	0	Total	2	0	0.0	0	0	0	Total	2	43	21.5	0	25	0								FUMBLES										FUMBLES											Fum	Own	Yds	TD	FF	Opp.	Yds	TD	Out	Fum	Own	Yds	TD	FF	Opp.	Yds	TD	Out	C. Newton	1	0	-1	0	0	0	0	0	0	E. Jackson	0	0	0	0	0	1	75	1	0	Total	1	0	-1	0	0	0	0	0	0	Total	0	0	0	0	0	1	75	1	0																																																																																																																																																																																																																																				
C. Manhertz	1	11	11.0	11	0							Total	21	211	10.0	37	0	Total	4	107	26.8	70	0	INTERCEPTIONS										INTERCEPTIONS											NO	YDS	AVG	LG	TD					NO	YDS	AVG	LG	TD						Total	0	0	0	0	0	E. Jackson	1	76	76.0	76	1							D. Trevathan	1	8	8.0	8	0							Total	2	84	42.0	76	1	PUNTING										PUNTING											NO	YDS	AVG	TB	IN20	LG				NO	YDS	AVG	TB	IN20	LG					M. Palardy	5	263	46.2	1	1	59	P. O'Donnell	6	296	49.3	0	1	66	Total	5	263	46.2	1	1	59	Total	6	296	49.3	0	1	66	PUNT RETURNS										PUNT RETURNS											NO	YDS	AVG	FC	LG	TD				NO	YDS	AVG	FC	LG	TD					C. McCaffrey	3	17	5.7	2	10	0	K. Barner	1	0	0.0	1	0	0	[DOWNED]	1	0	0.0	0	0	0	[OUT OF BOUNDS]	1	0	0.0	0	0	0	Total	3	17	5.7	2	10	0	[TOUCHDOWN]	1	0	0.0	0	0	0								Total	2	12	6.0	1	6	0	KICKOFF RETURNS										KICKOFF RETURNS											NO	YDS	AVG	FC	LG	TD				NO	YDS	AVG	FC	LG	TD					C. Samuel	2	43	21.5	0	25	0	[TOUCHBACK]	2	0	0.0	0	0	0	[TOUCHBACK]	2	0	0.0	0	0	0	Total	2	0	0.0	0	0	0	Total	2	43	21.5	0	25	0								FUMBLES										FUMBLES											Fum	Own	Yds	TD	FF	Opp.	Yds	TD	Out	Fum	Own	Yds	TD	FF	Opp.	Yds	TD	Out	C. Newton	1	0	-1	0	0	0	0	0	0	E. Jackson	0	0	0	0	0	1	75	1	0	Total	1	0	-1	0	0	0	0	0	0	Total	0	0	0	0	0	1	75	1	0																																																																																																																																																																																																																																																
Total	21	211	10.0	37	0	Total	4	107	26.8	70	0	INTERCEPTIONS										INTERCEPTIONS											NO	YDS	AVG	LG	TD					NO	YDS	AVG	LG	TD						Total	0	0	0	0	0	E. Jackson	1	76	76.0	76	1							D. Trevathan	1	8	8.0	8	0							Total	2	84	42.0	76	1	PUNTING										PUNTING											NO	YDS	AVG	TB	IN20	LG				NO	YDS	AVG	TB	IN20	LG					M. Palardy	5	263	46.2	1	1	59	P. O'Donnell	6	296	49.3	0	1	66	Total	5	263	46.2	1	1	59	Total	6	296	49.3	0	1	66	PUNT RETURNS										PUNT RETURNS											NO	YDS	AVG	FC	LG	TD				NO	YDS	AVG	FC	LG	TD					C. McCaffrey	3	17	5.7	2	10	0	K. Barner	1	0	0.0	1	0	0	[DOWNED]	1	0	0.0	0	0	0	[OUT OF BOUNDS]	1	0	0.0	0	0	0	Total	3	17	5.7	2	10	0	[TOUCHDOWN]	1	0	0.0	0	0	0								Total	2	12	6.0	1	6	0	KICKOFF RETURNS										KICKOFF RETURNS											NO	YDS	AVG	FC	LG	TD				NO	YDS	AVG	FC	LG	TD					C. Samuel	2	43	21.5	0	25	0	[TOUCHBACK]	2	0	0.0	0	0	0	[TOUCHBACK]	2	0	0.0	0	0	0	Total	2	0	0.0	0	0	0	Total	2	43	21.5	0	25	0								FUMBLES										FUMBLES											Fum	Own	Yds	TD	FF	Opp.	Yds	TD	Out	Fum	Own	Yds	TD	FF	Opp.	Yds	TD	Out	C. Newton	1	0	-1	0	0	0	0	0	0	E. Jackson	0	0	0	0	0	1	75	1	0	Total	1	0	-1	0	0	0	0	0	0	Total	0	0	0	0	0	1	75	1	0																																																																																																																																																																																																																																																												
INTERCEPTIONS										INTERCEPTIONS																																																																																																																																																																																																																																																																																																																																																																																																																																																																																																																																																																																																																																																																														
	NO	YDS	AVG	LG	TD					NO	YDS	AVG	LG	TD																																																																																																																																																																																																																																																																																																																																																																																																																																																																																																																																																																																																																																																																										
Total	0	0	0	0	0	E. Jackson	1	76	76.0	76	1							D. Trevathan	1	8	8.0	8	0							Total	2	84	42.0	76	1	PUNTING										PUNTING											NO	YDS	AVG	TB	IN20	LG				NO	YDS	AVG	TB	IN20	LG					M. Palardy	5	263	46.2	1	1	59	P. O'Donnell	6	296	49.3	0	1	66	Total	5	263	46.2	1	1	59	Total	6	296	49.3	0	1	66	PUNT RETURNS										PUNT RETURNS											NO	YDS	AVG	FC	LG	TD				NO	YDS	AVG	FC	LG	TD					C. McCaffrey	3	17	5.7	2	10	0	K. Barner	1	0	0.0	1	0	0	[DOWNED]	1	0	0.0	0	0	0	[OUT OF BOUNDS]	1	0	0.0	0	0	0	Total	3	17	5.7	2	10	0	[TOUCHDOWN]	1	0	0.0	0	0	0								Total	2	12	6.0	1	6	0	KICKOFF RETURNS										KICKOFF RETURNS											NO	YDS	AVG	FC	LG	TD				NO	YDS	AVG	FC	LG	TD					C. Samuel	2	43	21.5	0	25	0	[TOUCHBACK]	2	0	0.0	0	0	0	[TOUCHBACK]	2	0	0.0	0	0	0	Total	2	0	0.0	0	0	0	Total	2	43	21.5	0	25	0								FUMBLES										FUMBLES											Fum	Own	Yds	TD	FF	Opp.	Yds	TD	Out	Fum	Own	Yds	TD	FF	Opp.	Yds	TD	Out	C. Newton	1	0	-1	0	0	0	0	0	0	E. Jackson	0	0	0	0	0	1	75	1	0	Total	1	0	-1	0	0	0	0	0	0	Total	0	0	0	0	0	1	75	1	0																																																																																																																																																																																																																																																																																																																
						D. Trevathan	1	8	8.0	8	0							Total	2	84	42.0	76	1	PUNTING										PUNTING											NO	YDS	AVG	TB	IN20	LG				NO	YDS	AVG	TB	IN20	LG					M. Palardy	5	263	46.2	1	1	59	P. O'Donnell	6	296	49.3	0	1	66	Total	5	263	46.2	1	1	59	Total	6	296	49.3	0	1	66	PUNT RETURNS										PUNT RETURNS											NO	YDS	AVG	FC	LG	TD				NO	YDS	AVG	FC	LG	TD					C. McCaffrey	3	17	5.7	2	10	0	K. Barner	1	0	0.0	1	0	0	[DOWNED]	1	0	0.0	0	0	0	[OUT OF BOUNDS]	1	0	0.0	0	0	0	Total	3	17	5.7	2	10	0	[TOUCHDOWN]	1	0	0.0	0	0	0								Total	2	12	6.0	1	6	0	KICKOFF RETURNS										KICKOFF RETURNS											NO	YDS	AVG	FC	LG	TD				NO	YDS	AVG	FC	LG	TD					C. Samuel	2	43	21.5	0	25	0	[TOUCHBACK]	2	0	0.0	0	0	0	[TOUCHBACK]	2	0	0.0	0	0	0	Total	2	0	0.0	0	0	0	Total	2	43	21.5	0	25	0								FUMBLES										FUMBLES											Fum	Own	Yds	TD	FF	Opp.	Yds	TD	Out	Fum	Own	Yds	TD	FF	Opp.	Yds	TD	Out	C. Newton	1	0	-1	0	0	0	0	0	0	E. Jackson	0	0	0	0	0	1	75	1	0	Total	1	0	-1	0	0	0	0	0	0	Total	0	0	0	0	0	1	75	1	0																																																																																																																																																																																																																																																																																																																												
						Total	2	84	42.0	76	1	PUNTING										PUNTING											NO	YDS	AVG	TB	IN20	LG				NO	YDS	AVG	TB	IN20	LG					M. Palardy	5	263	46.2	1	1	59	P. O'Donnell	6	296	49.3	0	1	66	Total	5	263	46.2	1	1	59	Total	6	296	49.3	0	1	66	PUNT RETURNS										PUNT RETURNS											NO	YDS	AVG	FC	LG	TD				NO	YDS	AVG	FC	LG	TD					C. McCaffrey	3	17	5.7	2	10	0	K. Barner	1	0	0.0	1	0	0	[DOWNED]	1	0	0.0	0	0	0	[OUT OF BOUNDS]	1	0	0.0	0	0	0	Total	3	17	5.7	2	10	0	[TOUCHDOWN]	1	0	0.0	0	0	0								Total	2	12	6.0	1	6	0	KICKOFF RETURNS										KICKOFF RETURNS											NO	YDS	AVG	FC	LG	TD				NO	YDS	AVG	FC	LG	TD					C. Samuel	2	43	21.5	0	25	0	[TOUCHBACK]	2	0	0.0	0	0	0	[TOUCHBACK]	2	0	0.0	0	0	0	Total	2	0	0.0	0	0	0	Total	2	43	21.5	0	25	0								FUMBLES										FUMBLES											Fum	Own	Yds	TD	FF	Opp.	Yds	TD	Out	Fum	Own	Yds	TD	FF	Opp.	Yds	TD	Out	C. Newton	1	0	-1	0	0	0	0	0	0	E. Jackson	0	0	0	0	0	1	75	1	0	Total	1	0	-1	0	0	0	0	0	0	Total	0	0	0	0	0	1	75	1	0																																																																																																																																																																																																																																																																																																																																								
PUNTING										PUNTING																																																																																																																																																																																																																																																																																																																																																																																																																																																																																																																																																																																																																																																																														
	NO	YDS	AVG	TB	IN20	LG				NO	YDS	AVG	TB	IN20	LG																																																																																																																																																																																																																																																																																																																																																																																																																																																																																																																																																																																																																																																																									
M. Palardy	5	263	46.2	1	1	59	P. O'Donnell	6	296	49.3	0	1	66	Total	5	263	46.2	1	1	59	Total	6	296	49.3	0	1	66	PUNT RETURNS										PUNT RETURNS											NO	YDS	AVG	FC	LG	TD				NO	YDS	AVG	FC	LG	TD					C. McCaffrey	3	17	5.7	2	10	0	K. Barner	1	0	0.0	1	0	0	[DOWNED]	1	0	0.0	0	0	0	[OUT OF BOUNDS]	1	0	0.0	0	0	0	Total	3	17	5.7	2	10	0	[TOUCHDOWN]	1	0	0.0	0	0	0								Total	2	12	6.0	1	6	0	KICKOFF RETURNS										KICKOFF RETURNS											NO	YDS	AVG	FC	LG	TD				NO	YDS	AVG	FC	LG	TD					C. Samuel	2	43	21.5	0	25	0	[TOUCHBACK]	2	0	0.0	0	0	0	[TOUCHBACK]	2	0	0.0	0	0	0	Total	2	0	0.0	0	0	0	Total	2	43	21.5	0	25	0								FUMBLES										FUMBLES											Fum	Own	Yds	TD	FF	Opp.	Yds	TD	Out	Fum	Own	Yds	TD	FF	Opp.	Yds	TD	Out	C. Newton	1	0	-1	0	0	0	0	0	0	E. Jackson	0	0	0	0	0	1	75	1	0	Total	1	0	-1	0	0	0	0	0	0	Total	0	0	0	0	0	1	75	1	0																																																																																																																																																																																																																																																																																																																																																																																												
Total	5	263	46.2	1	1	59	Total	6	296	49.3	0	1	66	PUNT RETURNS										PUNT RETURNS											NO	YDS	AVG	FC	LG	TD				NO	YDS	AVG	FC	LG	TD					C. McCaffrey	3	17	5.7	2	10	0	K. Barner	1	0	0.0	1	0	0	[DOWNED]	1	0	0.0	0	0	0	[OUT OF BOUNDS]	1	0	0.0	0	0	0	Total	3	17	5.7	2	10	0	[TOUCHDOWN]	1	0	0.0	0	0	0								Total	2	12	6.0	1	6	0	KICKOFF RETURNS										KICKOFF RETURNS											NO	YDS	AVG	FC	LG	TD				NO	YDS	AVG	FC	LG	TD					C. Samuel	2	43	21.5	0	25	0	[TOUCHBACK]	2	0	0.0	0	0	0	[TOUCHBACK]	2	0	0.0	0	0	0	Total	2	0	0.0	0	0	0	Total	2	43	21.5	0	25	0								FUMBLES										FUMBLES											Fum	Own	Yds	TD	FF	Opp.	Yds	TD	Out	Fum	Own	Yds	TD	FF	Opp.	Yds	TD	Out	C. Newton	1	0	-1	0	0	0	0	0	0	E. Jackson	0	0	0	0	0	1	75	1	0	Total	1	0	-1	0	0	0	0	0	0	Total	0	0	0	0	0	1	75	1	0																																																																																																																																																																																																																																																																																																																																																																																																										
PUNT RETURNS										PUNT RETURNS																																																																																																																																																																																																																																																																																																																																																																																																																																																																																																																																																																																																																																																																														
	NO	YDS	AVG	FC	LG	TD				NO	YDS	AVG	FC	LG	TD																																																																																																																																																																																																																																																																																																																																																																																																																																																																																																																																																																																																																																																																									
C. McCaffrey	3	17	5.7	2	10	0	K. Barner	1	0	0.0	1	0	0	[DOWNED]	1	0	0.0	0	0	0	[OUT OF BOUNDS]	1	0	0.0	0	0	0	Total	3	17	5.7	2	10	0	[TOUCHDOWN]	1	0	0.0	0	0	0								Total	2	12	6.0	1	6	0	KICKOFF RETURNS										KICKOFF RETURNS											NO	YDS	AVG	FC	LG	TD				NO	YDS	AVG	FC	LG	TD					C. Samuel	2	43	21.5	0	25	0	[TOUCHBACK]	2	0	0.0	0	0	0	[TOUCHBACK]	2	0	0.0	0	0	0	Total	2	0	0.0	0	0	0	Total	2	43	21.5	0	25	0								FUMBLES										FUMBLES											Fum	Own	Yds	TD	FF	Opp.	Yds	TD	Out	Fum	Own	Yds	TD	FF	Opp.	Yds	TD	Out	C. Newton	1	0	-1	0	0	0	0	0	0	E. Jackson	0	0	0	0	0	1	75	1	0	Total	1	0	-1	0	0	0	0	0	0	Total	0	0	0	0	0	1	75	1	0																																																																																																																																																																																																																																																																																																																																																																																																																																																																
[DOWNED]	1	0	0.0	0	0	0	[OUT OF BOUNDS]	1	0	0.0	0	0	0	Total	3	17	5.7	2	10	0	[TOUCHDOWN]	1	0	0.0	0	0	0								Total	2	12	6.0	1	6	0	KICKOFF RETURNS										KICKOFF RETURNS											NO	YDS	AVG	FC	LG	TD				NO	YDS	AVG	FC	LG	TD					C. Samuel	2	43	21.5	0	25	0	[TOUCHBACK]	2	0	0.0	0	0	0	[TOUCHBACK]	2	0	0.0	0	0	0	Total	2	0	0.0	0	0	0	Total	2	43	21.5	0	25	0								FUMBLES										FUMBLES											Fum	Own	Yds	TD	FF	Opp.	Yds	TD	Out	Fum	Own	Yds	TD	FF	Opp.	Yds	TD	Out	C. Newton	1	0	-1	0	0	0	0	0	0	E. Jackson	0	0	0	0	0	1	75	1	0	Total	1	0	-1	0	0	0	0	0	0	Total	0	0	0	0	0	1	75	1	0																																																																																																																																																																																																																																																																																																																																																																																																																																																																														
Total	3	17	5.7	2	10	0	[TOUCHDOWN]	1	0	0.0	0	0	0								Total	2	12	6.0	1	6	0	KICKOFF RETURNS										KICKOFF RETURNS											NO	YDS	AVG	FC	LG	TD				NO	YDS	AVG	FC	LG	TD					C. Samuel	2	43	21.5	0	25	0	[TOUCHBACK]	2	0	0.0	0	0	0	[TOUCHBACK]	2	0	0.0	0	0	0	Total	2	0	0.0	0	0	0	Total	2	43	21.5	0	25	0								FUMBLES										FUMBLES											Fum	Own	Yds	TD	FF	Opp.	Yds	TD	Out	Fum	Own	Yds	TD	FF	Opp.	Yds	TD	Out	C. Newton	1	0	-1	0	0	0	0	0	0	E. Jackson	0	0	0	0	0	1	75	1	0	Total	1	0	-1	0	0	0	0	0	0	Total	0	0	0	0	0	1	75	1	0																																																																																																																																																																																																																																																																																																																																																																																																																																																																																												
							Total	2	12	6.0	1	6	0	KICKOFF RETURNS										KICKOFF RETURNS											NO	YDS	AVG	FC	LG	TD				NO	YDS	AVG	FC	LG	TD					C. Samuel	2	43	21.5	0	25	0	[TOUCHBACK]	2	0	0.0	0	0	0	[TOUCHBACK]	2	0	0.0	0	0	0	Total	2	0	0.0	0	0	0	Total	2	43	21.5	0	25	0								FUMBLES										FUMBLES											Fum	Own	Yds	TD	FF	Opp.	Yds	TD	Out	Fum	Own	Yds	TD	FF	Opp.	Yds	TD	Out	C. Newton	1	0	-1	0	0	0	0	0	0	E. Jackson	0	0	0	0	0	1	75	1	0	Total	1	0	-1	0	0	0	0	0	0	Total	0	0	0	0	0	1	75	1	0																																																																																																																																																																																																																																																																																																																																																																																																																																																																																																										
KICKOFF RETURNS										KICKOFF RETURNS																																																																																																																																																																																																																																																																																																																																																																																																																																																																																																																																																																																																																																																																														
	NO	YDS	AVG	FC	LG	TD				NO	YDS	AVG	FC	LG	TD																																																																																																																																																																																																																																																																																																																																																																																																																																																																																																																																																																																																																																																																									
C. Samuel	2	43	21.5	0	25	0	[TOUCHBACK]	2	0	0.0	0	0	0	[TOUCHBACK]	2	0	0.0	0	0	0	Total	2	0	0.0	0	0	0	Total	2	43	21.5	0	25	0								FUMBLES										FUMBLES											Fum	Own	Yds	TD	FF	Opp.	Yds	TD	Out	Fum	Own	Yds	TD	FF	Opp.	Yds	TD	Out	C. Newton	1	0	-1	0	0	0	0	0	0	E. Jackson	0	0	0	0	0	1	75	1	0	Total	1	0	-1	0	0	0	0	0	0	Total	0	0	0	0	0	1	75	1	0																																																																																																																																																																																																																																																																																																																																																																																																																																																																																																																																																																
[TOUCHBACK]	2	0	0.0	0	0	0	Total	2	0	0.0	0	0	0	Total	2	43	21.5	0	25	0								FUMBLES										FUMBLES											Fum	Own	Yds	TD	FF	Opp.	Yds	TD	Out	Fum	Own	Yds	TD	FF	Opp.	Yds	TD	Out	C. Newton	1	0	-1	0	0	0	0	0	0	E. Jackson	0	0	0	0	0	1	75	1	0	Total	1	0	-1	0	0	0	0	0	0	Total	0	0	0	0	0	1	75	1	0																																																																																																																																																																																																																																																																																																																																																																																																																																																																																																																																																																														
Total	2	43	21.5	0	25	0								FUMBLES										FUMBLES											Fum	Own	Yds	TD	FF	Opp.	Yds	TD	Out	Fum	Own	Yds	TD	FF	Opp.	Yds	TD	Out	C. Newton	1	0	-1	0	0	0	0	0	0	E. Jackson	0	0	0	0	0	1	75	1	0	Total	1	0	-1	0	0	0	0	0	0	Total	0	0	0	0	0	1	75	1	0																																																																																																																																																																																																																																																																																																																																																																																																																																																																																																																																																																																												
FUMBLES										FUMBLES																																																																																																																																																																																																																																																																																																																																																																																																																																																																																																																																																																																																																																																																														
	Fum	Own	Yds	TD	FF	Opp.	Yds	TD	Out	Fum	Own	Yds	TD	FF	Opp.	Yds	TD	Out																																																																																																																																																																																																																																																																																																																																																																																																																																																																																																																																																																																																																																																																						
C. Newton	1	0	-1	0	0	0	0	0	0	E. Jackson	0	0	0	0	0	1	75	1	0	Total	1	0	-1	0	0	0	0	0	0	Total	0	0	0	0	0	1	75	1	0																																																																																																																																																																																																																																																																																																																																																																																																																																																																																																																																																																																																																																																	
Total	1	0	-1	0	0	0	0	0	0	Total	0	0	0	0	0	1	75	1	0																																																																																																																																																																																																																																																																																																																																																																																																																																																																																																																																																																																																																																																																					

	PANTHERS	BEARS		PANTHERS	BEARS																																																																																																																																				
TOTAL FIRST DOWNS	20	5	TOTAL RETURN YARDAGE (Not Including Kickoffs)	17	96	--By Rushing	7	3	--No. and Yards Punt Returns	3-17	2-12	--By Passing	12	2	--No. and Yards Kickoff Returns	2-43	0-0	--By Penalty	1	0	--No. and Yards Interception Returns	0-0	2-84	THIRD DOWN EFFICIENCY	6-15-40%	2-11-18%	PENALTIES Number and Yards	4-35	5-40	FOURTH DOWN EFFICIENCY	0-1-0%	0-0-0%	FUMBLES Number and Lost	1-1	0-0	TOTAL NET YARDS	293	153	TOUCHDOWNS	0	2	--Total Offensive Plays (inc. times thrown passing)	69	37	--Rushing	0	0	--Average gain per offensive play	4.2	4.1	--Passing	0	0	NET YARDS RUSHING	108	68	EXTRA POINTS Made-Attempts	0-0	2-2	--Total Rushing Plays	30	26	--Kicking Made-Attempts	2-2	2-2	--Average gain per rushing play	3.6	2.6	FIELD GOALS Made-Attempts	1-1	1-2	--Tackles for a loss-number and yards	2-3	3-11	RED ZONE EFFICIENCY	0-2-0%	0-1-0%	NET YARDS PASSING	185	85	GOAL TO GO EFFICIENCY	0-0-0%	0-1-0%	--Times thrown - yards lost attempting to pass	5-26	4-22	SAFETIES	0	0	--Gross yards passing	211	107	FINAL SCORE	3	17	PASS ATTEMPTS-COMPLETIONS-HAD INTERCEPTED	34-21-2	7-4-0	TIME OF POSSESSION	38:35	21:25	--Avg gain per pass play (inc.# thrown passing)	4.7	7.7				KICKOFFS Number-In End Zone-Touchbacks	2-2-2	4-3-2				PUNTS Number and Average	5-52.6	6-49.3				--Had Blocked	0	0				--Net Punting Average	46.2	46.5				FGs - PATs Had Blocked	0-0	1-0			
--By Rushing	7	3	--No. and Yards Punt Returns	3-17	2-12	--By Passing	12	2	--No. and Yards Kickoff Returns	2-43	0-0	--By Penalty	1	0	--No. and Yards Interception Returns	0-0	2-84	THIRD DOWN EFFICIENCY	6-15-40%	2-11-18%	PENALTIES Number and Yards	4-35	5-40	FOURTH DOWN EFFICIENCY	0-1-0%	0-0-0%	FUMBLES Number and Lost	1-1	0-0	TOTAL NET YARDS	293	153	TOUCHDOWNS	0	2	--Total Offensive Plays (inc. times thrown passing)	69	37	--Rushing	0	0	--Average gain per offensive play	4.2	4.1	--Passing	0	0	NET YARDS RUSHING	108	68	EXTRA POINTS Made-Attempts	0-0	2-2	--Total Rushing Plays	30	26	--Kicking Made-Attempts	2-2	2-2	--Average gain per rushing play	3.6	2.6	FIELD GOALS Made-Attempts	1-1	1-2	--Tackles for a loss-number and yards	2-3	3-11	RED ZONE EFFICIENCY	0-2-0%	0-1-0%	NET YARDS PASSING	185	85	GOAL TO GO EFFICIENCY	0-0-0%	0-1-0%	--Times thrown - yards lost attempting to pass	5-26	4-22	SAFETIES	0	0	--Gross yards passing	211	107	FINAL SCORE	3	17	PASS ATTEMPTS-COMPLETIONS-HAD INTERCEPTED	34-21-2	7-4-0	TIME OF POSSESSION	38:35	21:25	--Avg gain per pass play (inc.# thrown passing)	4.7	7.7				KICKOFFS Number-In End Zone-Touchbacks	2-2-2	4-3-2				PUNTS Number and Average	5-52.6	6-49.3				--Had Blocked	0	0				--Net Punting Average	46.2	46.5				FGs - PATs Had Blocked	0-0	1-0									
--By Passing	12	2	--No. and Yards Kickoff Returns	2-43	0-0	--By Penalty	1	0	--No. and Yards Interception Returns	0-0	2-84	THIRD DOWN EFFICIENCY	6-15-40%	2-11-18%	PENALTIES Number and Yards	4-35	5-40	FOURTH DOWN EFFICIENCY	0-1-0%	0-0-0%	FUMBLES Number and Lost	1-1	0-0	TOTAL NET YARDS	293	153	TOUCHDOWNS	0	2	--Total Offensive Plays (inc. times thrown passing)	69	37	--Rushing	0	0	--Average gain per offensive play	4.2	4.1	--Passing	0	0	NET YARDS RUSHING	108	68	EXTRA POINTS Made-Attempts	0-0	2-2	--Total Rushing Plays	30	26	--Kicking Made-Attempts	2-2	2-2	--Average gain per rushing play	3.6	2.6	FIELD GOALS Made-Attempts	1-1	1-2	--Tackles for a loss-number and yards	2-3	3-11	RED ZONE EFFICIENCY	0-2-0%	0-1-0%	NET YARDS PASSING	185	85	GOAL TO GO EFFICIENCY	0-0-0%	0-1-0%	--Times thrown - yards lost attempting to pass	5-26	4-22	SAFETIES	0	0	--Gross yards passing	211	107	FINAL SCORE	3	17	PASS ATTEMPTS-COMPLETIONS-HAD INTERCEPTED	34-21-2	7-4-0	TIME OF POSSESSION	38:35	21:25	--Avg gain per pass play (inc.# thrown passing)	4.7	7.7				KICKOFFS Number-In End Zone-Touchbacks	2-2-2	4-3-2				PUNTS Number and Average	5-52.6	6-49.3				--Had Blocked	0	0				--Net Punting Average	46.2	46.5				FGs - PATs Had Blocked	0-0	1-0															
--By Penalty	1	0	--No. and Yards Interception Returns	0-0	2-84	THIRD DOWN EFFICIENCY	6-15-40%	2-11-18%	PENALTIES Number and Yards	4-35	5-40	FOURTH DOWN EFFICIENCY	0-1-0%	0-0-0%	FUMBLES Number and Lost	1-1	0-0	TOTAL NET YARDS	293	153	TOUCHDOWNS	0	2	--Total Offensive Plays (inc. times thrown passing)	69	37	--Rushing	0	0	--Average gain per offensive play	4.2	4.1	--Passing	0	0	NET YARDS RUSHING	108	68	EXTRA POINTS Made-Attempts	0-0	2-2	--Total Rushing Plays	30	26	--Kicking Made-Attempts	2-2	2-2	--Average gain per rushing play	3.6	2.6	FIELD GOALS Made-Attempts	1-1	1-2	--Tackles for a loss-number and yards	2-3	3-11	RED ZONE EFFICIENCY	0-2-0%	0-1-0%	NET YARDS PASSING	185	85	GOAL TO GO EFFICIENCY	0-0-0%	0-1-0%	--Times thrown - yards lost attempting to pass	5-26	4-22	SAFETIES	0	0	--Gross yards passing	211	107	FINAL SCORE	3	17	PASS ATTEMPTS-COMPLETIONS-HAD INTERCEPTED	34-21-2	7-4-0	TIME OF POSSESSION	38:35	21:25	--Avg gain per pass play (inc.# thrown passing)	4.7	7.7				KICKOFFS Number-In End Zone-Touchbacks	2-2-2	4-3-2				PUNTS Number and Average	5-52.6	6-49.3				--Had Blocked	0	0				--Net Punting Average	46.2	46.5				FGs - PATs Had Blocked	0-0	1-0																					
THIRD DOWN EFFICIENCY	6-15-40%	2-11-18%	PENALTIES Number and Yards	4-35	5-40	FOURTH DOWN EFFICIENCY	0-1-0%	0-0-0%	FUMBLES Number and Lost	1-1	0-0	TOTAL NET YARDS	293	153	TOUCHDOWNS	0	2	--Total Offensive Plays (inc. times thrown passing)	69	37	--Rushing	0	0	--Average gain per offensive play	4.2	4.1	--Passing	0	0	NET YARDS RUSHING	108	68	EXTRA POINTS Made-Attempts	0-0	2-2	--Total Rushing Plays	30	26	--Kicking Made-Attempts	2-2	2-2	--Average gain per rushing play	3.6	2.6	FIELD GOALS Made-Attempts	1-1	1-2	--Tackles for a loss-number and yards	2-3	3-11	RED ZONE EFFICIENCY	0-2-0%	0-1-0%	NET YARDS PASSING	185	85	GOAL TO GO EFFICIENCY	0-0-0%	0-1-0%	--Times thrown - yards lost attempting to pass	5-26	4-22	SAFETIES	0	0	--Gross yards passing	211	107	FINAL SCORE	3	17	PASS ATTEMPTS-COMPLETIONS-HAD INTERCEPTED	34-21-2	7-4-0	TIME OF POSSESSION	38:35	21:25	--Avg gain per pass play (inc.# thrown passing)	4.7	7.7				KICKOFFS Number-In End Zone-Touchbacks	2-2-2	4-3-2				PUNTS Number and Average	5-52.6	6-49.3				--Had Blocked	0	0				--Net Punting Average	46.2	46.5				FGs - PATs Had Blocked	0-0	1-0																											
FOURTH DOWN EFFICIENCY	0-1-0%	0-0-0%	FUMBLES Number and Lost	1-1	0-0	TOTAL NET YARDS	293	153	TOUCHDOWNS	0	2	--Total Offensive Plays (inc. times thrown passing)	69	37	--Rushing	0	0	--Average gain per offensive play	4.2	4.1	--Passing	0	0	NET YARDS RUSHING	108	68	EXTRA POINTS Made-Attempts	0-0	2-2	--Total Rushing Plays	30	26	--Kicking Made-Attempts	2-2	2-2	--Average gain per rushing play	3.6	2.6	FIELD GOALS Made-Attempts	1-1	1-2	--Tackles for a loss-number and yards	2-3	3-11	RED ZONE EFFICIENCY	0-2-0%	0-1-0%	NET YARDS PASSING	185	85	GOAL TO GO EFFICIENCY	0-0-0%	0-1-0%	--Times thrown - yards lost attempting to pass	5-26	4-22	SAFETIES	0	0	--Gross yards passing	211	107	FINAL SCORE	3	17	PASS ATTEMPTS-COMPLETIONS-HAD INTERCEPTED	34-21-2	7-4-0	TIME OF POSSESSION	38:35	21:25	--Avg gain per pass play (inc.# thrown passing)	4.7	7.7				KICKOFFS Number-In End Zone-Touchbacks	2-2-2	4-3-2				PUNTS Number and Average	5-52.6	6-49.3				--Had Blocked	0	0				--Net Punting Average	46.2	46.5				FGs - PATs Had Blocked	0-0	1-0																																	
TOTAL NET YARDS	293	153	TOUCHDOWNS	0	2	--Total Offensive Plays (inc. times thrown passing)	69	37	--Rushing	0	0	--Average gain per offensive play	4.2	4.1	--Passing	0	0	NET YARDS RUSHING	108	68	EXTRA POINTS Made-Attempts	0-0	2-2	--Total Rushing Plays	30	26	--Kicking Made-Attempts	2-2	2-2	--Average gain per rushing play	3.6	2.6	FIELD GOALS Made-Attempts	1-1	1-2	--Tackles for a loss-number and yards	2-3	3-11	RED ZONE EFFICIENCY	0-2-0%	0-1-0%	NET YARDS PASSING	185	85	GOAL TO GO EFFICIENCY	0-0-0%	0-1-0%	--Times thrown - yards lost attempting to pass	5-26	4-22	SAFETIES	0	0	--Gross yards passing	211	107	FINAL SCORE	3	17	PASS ATTEMPTS-COMPLETIONS-HAD INTERCEPTED	34-21-2	7-4-0	TIME OF POSSESSION	38:35	21:25	--Avg gain per pass play (inc.# thrown passing)	4.7	7.7				KICKOFFS Number-In End Zone-Touchbacks	2-2-2	4-3-2				PUNTS Number and Average	5-52.6	6-49.3				--Had Blocked	0	0				--Net Punting Average	46.2	46.5				FGs - PATs Had Blocked	0-0	1-0																																							
--Total Offensive Plays (inc. times thrown passing)	69	37	--Rushing	0	0	--Average gain per offensive play	4.2	4.1	--Passing	0	0	NET YARDS RUSHING	108	68	EXTRA POINTS Made-Attempts	0-0	2-2	--Total Rushing Plays	30	26	--Kicking Made-Attempts	2-2	2-2	--Average gain per rushing play	3.6	2.6	FIELD GOALS Made-Attempts	1-1	1-2	--Tackles for a loss-number and yards	2-3	3-11	RED ZONE EFFICIENCY	0-2-0%	0-1-0%	NET YARDS PASSING	185	85	GOAL TO GO EFFICIENCY	0-0-0%	0-1-0%	--Times thrown - yards lost attempting to pass	5-26	4-22	SAFETIES	0	0	--Gross yards passing	211	107	FINAL SCORE	3	17	PASS ATTEMPTS-COMPLETIONS-HAD INTERCEPTED	34-21-2	7-4-0	TIME OF POSSESSION	38:35	21:25	--Avg gain per pass play (inc.# thrown passing)	4.7	7.7				KICKOFFS Number-In End Zone-Touchbacks	2-2-2	4-3-2				PUNTS Number and Average	5-52.6	6-49.3				--Had Blocked	0	0				--Net Punting Average	46.2	46.5				FGs - PATs Had Blocked	0-0	1-0																																													
--Average gain per offensive play	4.2	4.1	--Passing	0	0	NET YARDS RUSHING	108	68	EXTRA POINTS Made-Attempts	0-0	2-2	--Total Rushing Plays	30	26	--Kicking Made-Attempts	2-2	2-2	--Average gain per rushing play	3.6	2.6	FIELD GOALS Made-Attempts	1-1	1-2	--Tackles for a loss-number and yards	2-3	3-11	RED ZONE EFFICIENCY	0-2-0%	0-1-0%	NET YARDS PASSING	185	85	GOAL TO GO EFFICIENCY	0-0-0%	0-1-0%	--Times thrown - yards lost attempting to pass	5-26	4-22	SAFETIES	0	0	--Gross yards passing	211	107	FINAL SCORE	3	17	PASS ATTEMPTS-COMPLETIONS-HAD INTERCEPTED	34-21-2	7-4-0	TIME OF POSSESSION	38:35	21:25	--Avg gain per pass play (inc.# thrown passing)	4.7	7.7				KICKOFFS Number-In End Zone-Touchbacks	2-2-2	4-3-2				PUNTS Number and Average	5-52.6	6-49.3				--Had Blocked	0	0				--Net Punting Average	46.2	46.5				FGs - PATs Had Blocked	0-0	1-0																																																			
NET YARDS RUSHING	108	68	EXTRA POINTS Made-Attempts	0-0	2-2	--Total Rushing Plays	30	26	--Kicking Made-Attempts	2-2	2-2	--Average gain per rushing play	3.6	2.6	FIELD GOALS Made-Attempts	1-1	1-2	--Tackles for a loss-number and yards	2-3	3-11	RED ZONE EFFICIENCY	0-2-0%	0-1-0%	NET YARDS PASSING	185	85	GOAL TO GO EFFICIENCY	0-0-0%	0-1-0%	--Times thrown - yards lost attempting to pass	5-26	4-22	SAFETIES	0	0	--Gross yards passing	211	107	FINAL SCORE	3	17	PASS ATTEMPTS-COMPLETIONS-HAD INTERCEPTED	34-21-2	7-4-0	TIME OF POSSESSION	38:35	21:25	--Avg gain per pass play (inc.# thrown passing)	4.7	7.7				KICKOFFS Number-In End Zone-Touchbacks	2-2-2	4-3-2				PUNTS Number and Average	5-52.6	6-49.3				--Had Blocked	0	0				--Net Punting Average	46.2	46.5				FGs - PATs Had Blocked	0-0	1-0																																																									
--Total Rushing Plays	30	26	--Kicking Made-Attempts	2-2	2-2	--Average gain per rushing play	3.6	2.6	FIELD GOALS Made-Attempts	1-1	1-2	--Tackles for a loss-number and yards	2-3	3-11	RED ZONE EFFICIENCY	0-2-0%	0-1-0%	NET YARDS PASSING	185	85	GOAL TO GO EFFICIENCY	0-0-0%	0-1-0%	--Times thrown - yards lost attempting to pass	5-26	4-22	SAFETIES	0	0	--Gross yards passing	211	107	FINAL SCORE	3	17	PASS ATTEMPTS-COMPLETIONS-HAD INTERCEPTED	34-21-2	7-4-0	TIME OF POSSESSION	38:35	21:25	--Avg gain per pass play (inc.# thrown passing)	4.7	7.7				KICKOFFS Number-In End Zone-Touchbacks	2-2-2	4-3-2				PUNTS Number and Average	5-52.6	6-49.3				--Had Blocked	0	0				--Net Punting Average	46.2	46.5				FGs - PATs Had Blocked	0-0	1-0																																																															
--Average gain per rushing play	3.6	2.6	FIELD GOALS Made-Attempts	1-1	1-2	--Tackles for a loss-number and yards	2-3	3-11	RED ZONE EFFICIENCY	0-2-0%	0-1-0%	NET YARDS PASSING	185	85	GOAL TO GO EFFICIENCY	0-0-0%	0-1-0%	--Times thrown - yards lost attempting to pass	5-26	4-22	SAFETIES	0	0	--Gross yards passing	211	107	FINAL SCORE	3	17	PASS ATTEMPTS-COMPLETIONS-HAD INTERCEPTED	34-21-2	7-4-0	TIME OF POSSESSION	38:35	21:25	--Avg gain per pass play (inc.# thrown passing)	4.7	7.7				KICKOFFS Number-In End Zone-Touchbacks	2-2-2	4-3-2				PUNTS Number and Average	5-52.6	6-49.3				--Had Blocked	0	0				--Net Punting Average	46.2	46.5				FGs - PATs Had Blocked	0-0	1-0																																																																					
--Tackles for a loss-number and yards	2-3	3-11	RED ZONE EFFICIENCY	0-2-0%	0-1-0%	NET YARDS PASSING	185	85	GOAL TO GO EFFICIENCY	0-0-0%	0-1-0%	--Times thrown - yards lost attempting to pass	5-26	4-22	SAFETIES	0	0	--Gross yards passing	211	107	FINAL SCORE	3	17	PASS ATTEMPTS-COMPLETIONS-HAD INTERCEPTED	34-21-2	7-4-0	TIME OF POSSESSION	38:35	21:25	--Avg gain per pass play (inc.# thrown passing)	4.7	7.7				KICKOFFS Number-In End Zone-Touchbacks	2-2-2	4-3-2				PUNTS Number and Average	5-52.6	6-49.3				--Had Blocked	0	0				--Net Punting Average	46.2	46.5				FGs - PATs Had Blocked	0-0	1-0																																																																											
NET YARDS PASSING	185	85	GOAL TO GO EFFICIENCY	0-0-0%	0-1-0%	--Times thrown - yards lost attempting to pass	5-26	4-22	SAFETIES	0	0	--Gross yards passing	211	107	FINAL SCORE	3	17	PASS ATTEMPTS-COMPLETIONS-HAD INTERCEPTED	34-21-2	7-4-0	TIME OF POSSESSION	38:35	21:25	--Avg gain per pass play (inc.# thrown passing)	4.7	7.7				KICKOFFS Number-In End Zone-Touchbacks	2-2-2	4-3-2				PUNTS Number and Average	5-52.6	6-49.3				--Had Blocked	0	0				--Net Punting Average	46.2	46.5				FGs - PATs Had Blocked	0-0	1-0																																																																																	
--Times thrown - yards lost attempting to pass	5-26	4-22	SAFETIES	0	0	--Gross yards passing	211	107	FINAL SCORE	3	17	PASS ATTEMPTS-COMPLETIONS-HAD INTERCEPTED	34-21-2	7-4-0	TIME OF POSSESSION	38:35	21:25	--Avg gain per pass play (inc.# thrown passing)	4.7	7.7				KICKOFFS Number-In End Zone-Touchbacks	2-2-2	4-3-2				PUNTS Number and Average	5-52.6	6-49.3				--Had Blocked	0	0				--Net Punting Average	46.2	46.5				FGs - PATs Had Blocked	0-0	1-0																																																																																							
--Gross yards passing	211	107	FINAL SCORE	3	17	PASS ATTEMPTS-COMPLETIONS-HAD INTERCEPTED	34-21-2	7-4-0	TIME OF POSSESSION	38:35	21:25	--Avg gain per pass play (inc.# thrown passing)	4.7	7.7				KICKOFFS Number-In End Zone-Touchbacks	2-2-2	4-3-2				PUNTS Number and Average	5-52.6	6-49.3				--Had Blocked	0	0				--Net Punting Average	46.2	46.5				FGs - PATs Had Blocked	0-0	1-0																																																																																													
PASS ATTEMPTS-COMPLETIONS-HAD INTERCEPTED	34-21-2	7-4-0	TIME OF POSSESSION	38:35	21:25	--Avg gain per pass play (inc.# thrown passing)	4.7	7.7				KICKOFFS Number-In End Zone-Touchbacks	2-2-2	4-3-2				PUNTS Number and Average	5-52.6	6-49.3				--Had Blocked	0	0				--Net Punting Average	46.2	46.5				FGs - PATs Had Blocked	0-0	1-0																																																																																																			
--Avg gain per pass play (inc.# thrown passing)	4.7	7.7				KICKOFFS Number-In End Zone-Touchbacks	2-2-2	4-3-2				PUNTS Number and Average	5-52.6	6-49.3				--Had Blocked	0	0				--Net Punting Average	46.2	46.5				FGs - PATs Had Blocked	0-0	1-0																																																																																																									
KICKOFFS Number-In End Zone-Touchbacks	2-2-2	4-3-2				PUNTS Number and Average	5-52.6	6-49.3				--Had Blocked	0	0				--Net Punting Average	46.2	46.5				FGs - PATs Had Blocked	0-0	1-0																																																																																																															
PUNTS Number and Average	5-52.6	6-49.3				--Had Blocked	0	0				--Net Punting Average	46.2	46.5				FGs - PATs Had Blocked	0-0	1-0																																																																																																																					
--Had Blocked	0	0				--Net Punting Average	46.2	46.5				FGs - PATs Had Blocked	0-0	1-0																																																																																																																											
--Net Punting Average	46.2	46.5				FGs - PATs Had Blocked	0-0	1-0																																																																																																																																	
FGs - PATs Had Blocked	0-0	1-0																																																																																																																																							

GAME 8 CAROLINA 17 – TAMPA BAY 3

October 29, 2017
Raymond James Stadium • Tampa, FL

Points were at a premium as the Carolina Panthers defense kept the Tampa Bay Buccaneers out of the end zone and came up with three takeaways to spearhead a 17-3 victory. All season long, Rivera has stressed the importance of starting fast. After not scoring a touchdown in the first quarter since the opener at San Francisco, Carolina ended the drought. The Panthers had to convert on third down five times, but ultimately running back Jonathan Stewart took flight over the offensive line to cap off the 17 play, 82-yard drive with a 1-yard touchdown rush – his first rushing touchdown of the season. The Panthers added a second touchdown in the fourth quarter. Quarterback Cam Newton followed his 20-yard scamper - the longest rush of the day - with a 25-yard touchdown pass to wide receiver Kelvin Benjamin on third down. The 6-foot-5 receiver boxed out rookie cornerback Justin Evans to reel in the jump ball for his second touchdown of the season. The defense took over from there. The unit received criticism entering the game for the lack of takeaways this year, but nearly matched their season total Sunday. The defense forced three turnovers – two interceptions and one fumble. Defensive end Julius Peppers started the day tallying sack No. 151 while forcing a fumble that safety Kurt Coleman recovered in the second quarter. In the fourth quarter, safety Mike Adams and Kuechly – who returned after missing one game – each intercepted quarterback Jameis Winston.

FINAL INDIVIDUAL and TEAM STATISTICS

Carolina Panthers										Tampa Bay Buccaneers									
RUSHING										RUSHING									
	ATT	YDS	AVG	LG	TD						ATT	YDS	AVG	LG	TD				
C. Newton	11	44	4.0	20	0					D. Martin	18	71	3.9	17	0				
J. Stewart	11	34	3.1	11	1					J. Winston	3	13	4.3	9	0				
C. Samuel	1	11	11.0	11	0					J. Rogers	1	1	1.0	1	0				
C. Artis-Payne	4	8	2.0	11	0														
C. McCaffrey	4	3	0.8	4	0														
Total	31	100	3.2	20	1					Total	22	85	3.9	17	0				
PASSING										PASSING									
	ATT	CMP	YDS	SK/YD	TD	LG	IN	Rtg.			ATT	CMP	YDS	SK/YD	TD	LG	IN	Rtg.	
C. Newton	32	18	154	0/0	1	25	1	66.4		J. Winston	38	21	210	3/16	0	23	2	49.2	
Total	32	18	154	0/0	1	25	1	66.4		Total	38	21	210	3/16	0	23	2	49.2	
PASS RECEIVING										PASS RECEIVING									
		NO	YDS	AVG	LG	TD						NO	YDS	AVG	LG	TD			
C. McCaffrey		5	49	9.8	16	0				M. Evans		5	60	12.0	18	0			
E. Dickson		4	24	6.0	14	0				C. Brate		4	64	16.0	23	0			
K. Benjamin		3	39	13.0	25	1				A. Humphries		4	26	6.5	11	0			
C. Samuel		2	15	7.5	9	0				D. Jackson		3	37	12.3	19	0			
D. Funchess		2	11	5.5	9	0				O. Howard		2	16	8.0	8	0			
R. Shepard		1	14	14.0	14	0				C. Godwin		1	8	8.0	8	0			
C. Artis-Payne		1	2	2.0	2	0				D. Martin		1	4	4.0	4	0			
										J. Rodgers		1	-5	-5.0	-5	0			
Total		18	154	8.6	25	1				Total		21	210	10.0	23	0			
INTERCEPTIONS										INTERCEPTIONS									
		NO	YDS	AVG	LG	TD						NO	YDS	AVG	LG	TD			
M. Adams		1	2	2.0	2	0				C. Conte		1	0	0.0	0	0			
L. Kuechly		1	0	0.0	0	0													
Total		2	2	1.0	2	0				Total		1	0	0.0	0	0			
PUNTING										PUNTING									
		NO	YDS	AVG	TB	IN20	LG					NO	YDS	AVG	TB	IN20	LG		
M. Palardy		7	353	50.4	0	4	55			B. Anger		6	274	45.7	0	3	56		
Total		7	353	50.4	0	4	55			Total		6	274	45.7	0	3	56		
PUNT RETURNS										PUNT RETURNS									
		NO	YDS	AVG	FC	LG	TD					NO	YDS	AVG	FC	LG	TD		
K. Clay		3	22	7.3	1	11	0			B. Reedy		3	23	7.7	1	12	0		
[DOWNED]		1	0	0.0	0	0	0			[DOWNED]		1	0	0.0	0	0	0		
[OUT OF BOUNDS]		1	0	0.0	0	0	0			[OUT OF BOUNDS]		1	0	0.0	0	0	0		
Total		3	22	7.3	1	11	0			Total		3	23	7.7	1	12	0		
KICKOFF RETURNS										KICKOFF RETURNS									
		NO	YDS	AVG	FC	LG	TD					NO	YDS	AVG	FC	LG	TD		
R. Shepard		1	33	33.0	0	33	0			B. Reedy		1	13	13.0	0	13	0		
C. Samuel		1	23	23.0	0	23	0			[TOUCHBACK]		3	0	0.0	0	0	0		
Total		2	56	28.0	0	33	0			Total		1	13	13.0	0	13	0		
FUMBLES										FUMBLES									
	Own	Rec.	Yds	TD	Opp.	Rec.	Yds	TD	Bnds		Own	Rec.	Yds	TD	Opp.	Rec.	Yds	TD	Bnds
M. Adams	1	0	0	0	0	0	0	0	0	J. Winston	1	0	0	0	0	0	0	0	0
L. Kuechly	0	1	0	0	0	0	0	0	0	A. Humphries	0	0	0	0	1	0	0	0	0
J. Peppers	0	0	0	0	1	0	0	0	0										
K. Coleman	0	0	0	0	0	1	0	0	0										
Total	1	1	0	0	1	1	0	0	0	Total	1	0	0	0	1	0	0	0	0

PANTHERS BUCCANEERS

TOTAL FIRST DOWNS	14	16
--By Rushing	8	6
--By Passing	6	9
--By Penalty	0	1
THIRD DOWN EFFICIENCY	8-17-47%	2-12-17%
FOURTH DOWN EFFICIENCY	0-0-0%	0-1-0%
TOTAL NET YARDS	254	279
--Total Offensive Plays (inc. times thrown passing)	63	63
--Average gain per offensive play	4.0	4.4
NET YARDS RUSHING	100	85
--Total Rushing Plays	31	22
--Average gain per rushing play	3.2	3.9
--Tackles for a loss-number and yards	3-12	2-5
NET YARDS PASSING	154	194
--Times thrown - yards lost attempting to pass	0-0	3-16
--Gross yards passing	154	210
PASS ATTEMPTS-COMPLETIONS-HAD INTERCEPTED	32-18-1	38-21-2
--Avg gain per pass play (inc.# thrown passing)	4.8	4.7
KICKOFFS Number-In End Zone-Touchbacks	4-3-3	2-0-0
PUNTS Number and Average	7-50.4	6-45.7
--Had Blocked	0	0
--Net Punting Average	47.1	42.0
FGs - PATS Had Blocked	0-0	0-0

PANTHERS BUCCANEERS

TOTAL RETURN YARDAGE (Not Including Kickoffs)	24	23
--No. and Yards Punt Returns	3-22	3-23
--No. and Yards Kickoff Returns	2-56	1-13
--No. and Yards Interception Returns	2-2	1-0
PENALTIES Number and Yards	5-51	6-55
FUMBLES Number and Lost	1-0	1-1
TOUCHDOWNS	2	0
--Rushing	1	0
--Passing	1	0
EXTRA POINTS Made-Attempts	2-2	2-2
--Kicking Made-Attempts	2-2	2-2
FIELD GOALS Made-Attempts	1-1	1-1
RED ZONE EFFICIENCY	2-3-67%	0-1-0%
GOAL TO GO EFFICIENCY	1-1-100%	0-0-0%
SAFETIES	0	0
FINAL SCORE	17	3
TIME OF POSSESSION	32:11	27:49

GAME 9 CAROLINA 20 — ATLANTA 17

November 5, 2017
Bank of America Stadium • Charlotte, NC

The Falcons controlled things well into the second quarter, but two late first-half touchdowns spurred the Panthers to a 20-17 victory. With the Falcons leading 10-0 with 4:35 remaining in the second quarter, they tested the Panthers' defense on fourth down. Linebacker and captain Thomas Davis stuffed running back Devonta Freeman for no gain, forcing a turnover on downs. Two 15-yard penalties and a 24-yard pitch-and-catch to wide receiver Devin Funchess led to running back Christian McCaffrey's first rushing touchdown of the season. The first-round pick corralled a pitch from quarterback Cam Newton and strolled into the end zone untouched from four yards out. On the first play of the Falcons' ensuing drive, the Panthers defense stepped up once more. Safety Mike Adams picked off quarterback Matt Ryan and returned the interception 40 yards into Falcons territory. It only took the Panthers four plays to turn the turnover into six points. Newton ultimately scrambled to his right and acrobatically dove across the pylon for his team-leading fourth rushing touchdown of the season. That gave the Panthers a 14-10 advantage. Carolina added to its lead in the third quarter. Graham Gano tacked on two field goals — 31-yards and 45-yards — to give the Panthers a 20-10 lead. Despite falling behind two scores, Atlanta didn't go away. On fourth down with 8:20 remaining in the game, Julio Jones broke away from the defense. Ryan threw a 61-yard strike to the wide receiver, who was wide open in the end zone, but the should-have-been touchdown pass slipped through his grasp and fell incomplete. Atlanta came back on the next possession and cut the deficit to one score. Ryan orchestrated a seven-play, 92-yard drive that was capped off with a 19-yard screen pass to running back Tevin Coleman. Now down by just a field goal, the Falcons had an opportunity inside the final two minutes to force overtime or steal a victory, but Carolina's defense rose to the occasion. The front seven pressured Ryan into throwing three consecutive incomplete passes, forcing another turnover on downs and securing the win.

FINAL INDIVIDUAL and TEAM STATISTICS

Carolina Panthers										Atlanta Falcons									
RUSHING										RUSHING									
C. Newton	9	86	9.6	34	1					D. Freeman	11	46	4.2	20	0				
C. McCaffrey	15	66	4.4	17	1					T. Coleman	5	5	1.0	2	0				
J. Stewart	11	21	1.9	9	0					T. Gabriel	1	3	3.0	3	0				
C. Samuel	1	14	14.0	14	0					M. Ryan	1	-1	-1.0	-1	0				
R. Shepard	1	11	11.0	11	0														
C. Artis-Payne	1	3	3.0	3	0														
Total	38	201	5.3	34	2					Total	18	53	2.9	20	0				
PASSING										PASSING									
C. Newton	24	13	137	1/8	0	33	0	71.0	M. Ryan	38	24	313	2/11	2	40	1	95.6		
Total	24	13	137	1/8	0	33	0	71.0	Total	38	24	313	2/11	2	40	1	95.6		
PASS RECEIVING										PASS RECEIVING									
D. Funchess		5	86	17.2	33	0			Ju. Jones		6	118	19.7	34	0				
C. McCaffrey		5	28	5.6	9	0			D. Freeman		4	18	4.5	14	0				
C. Samuel		3	23	7.7	12	0			T. Gabriel		3	56	18.7	40	0				
									A. Hooper		3	36	12.0	16	0				
									M. Sanu		3	23	7.7	10	1				
									J. Hardy		2	26	13.0	19	0				
									T. Coleman		1	19	19.0	19	1				
									D. Coleman		1	9	9.0	9	0				
									L. Toliolo		1	8	8.0	8	0				
Total		13	137	10.5	33	0			Total		24	313	13.0	40	2				
INTERCEPTIONS										INTERCEPTIONS									
M. Adams		1	40	40.0	40	0					0	0	0.0	0	0				
Total		1	40	40.0	40	0			Total		0	0	0.0	0	0				
PUNTING										PUNTING									
M. Palardy	5	249	49.8	0	3	57	M. Boshier	4	196	49.0	0	2	59						
Total	5	249	49.8	0	3	57	Total	4	196	49.0	0	2	59						
PUNT RETURNS										PUNT RETURNS									
K. Clay	3	2	0.7	1	2	0	A. Roberts	2	13	6.5	2	8	0						
							[DOWNED]	1	0	0.0	0	0	0						
Total	3	2	0.7	1	2	0	Total	2	13	6.5	2	8	0						
KICKOFF RETURNS										KICKOFF RETURNS									
[TOUCHBACK]	5	0	0.0	0	0	0	[TOUCHBACK]	4	0	0.0	0	0	0						
Total	5	0	0.0	0	0	0	Total	4	0	0.0	0	0	0						
FUMBLES										FUMBLES									
J. Stewart	2	0	0	0	0	0	0	0	0	A. Roberts	1	0	0	0	0	0	0	0	0
K. Clay	1	1	0	0	0	0	0	0	0	K. Neal	0	0	0	0	2	1	0	0	0
S. Thompson	0	0	0	0	1	0	0	0	0	D. Trufant	0	0	0	0	0	1	0	0	0
Total	3	1	0	0	1	0	0	0	0	Total	1	0	0	0	2	2	0	0	0

	PANTHERS	FALCONS		PANTHERS	FALCONS
TOTAL FIRST DOWNS	20	17	TOTAL RETURN YARDAGE (Not Including Kickoffs)	42	13
--By Rushing	12	3	--No. and Yards Punt Returns	3-2	2-13
--By Passing	13	6	--No. and Yards Kickoff Returns	0-0	0-0
--By Penalty	1	2	--No. and Yards Interception Returns	1-40	0-0
THIRD DOWN EFFICIENCY	4-13-31%	4-12-33%	PENALTIES Number and Yards	5-29	8-70
FOURTH DOWN EFFICIENCY	0-3-0%	1-2-50%	FUMBLES Number and Lost	3-2	1-0
TOTAL NET YARDS	330	355	TOUCHDOWNS	2	2
--Total Offensive Plays (inc. times thrown passing)	63	58	--Rushing	2	0
--Average gain per offensive play	5.2	6.1	--Passing	0	2
NET YARDS RUSHING	201	53	EXTRA POINTS Made-Attempts	2-2	2-2
--Total Rushing Plays	38	18	--Kicking Made-Attempts	2-2	2-2
--Average gain per rushing play	5.3	2.9	FIELD GOALS Made-Attempts	2-2	1-1
--Tackles for a loss-number and yards	3-14	0-0	RED ZONE EFFICIENCY	2-4-50%	2-2-100%
NET YARDS PASSING	129	302	GOAL TO GO EFFICIENCY	1-1-100%	1-1-100%
--Times thrown - yards lost attempting to pass	1-8	2-11	SAFETIES	0	0
--Gross yards passing	137	313	FINAL SCORE	20	17
PASS ATTEMPTS-COMPLETIONS-HAD INTERCEPTED	24-13-0	38-24-1	TIME OF POSSESSION	32:52	27:08
--Avg gain per pass play (inc.# thrown passing)	5.2	7.6			
KICKOFFS Number-In End Zone-Touchbacks	5-5-5	4-4-4			
PUNTS Number and Average	5-49.8	4-49.0			
--Had Blocked	0	0			
--Net Punting Average	47.2	48.5			
FGs - PATs Had Blocked	0-0	0-0			

GAME 10 CAROLINA 45 – MIAMI 21

November 13, 2017
Bank of America Stadium • Charlotte, NC

CHARLOTTE – Behind a record-breaking offensive night, the Panthers look primed for primetime, scoring touchdowns on five consecutive possessions to defeat the Dolphins 45-21 on Monday Night Football. While the defense set the tone early, the offense capitalized on opportunities, to the tune of six touchdowns and 548 total yards, a franchise record. Luke Kuechly's late second-quarter interception spurred the Panthers before halftime. With under a minute remaining, the linebacker jumped in front of a pass intended for Dolphins tight end Julius Thomas and picked off quarterback Jay Cutler. The turnover set the Panthers up with excellent field position and it only took quarterback Cam Newton four plays to cap off the 20-yard drive with a touchdown pass to tight end Ed Dickson. The score gave Carolina a 17-7 lead entering halftime. The offense opened the floodgates in the second half. Carolina initially increased its lead to 24-7 on a screen pass turned 28-yard touchdown to wide receiver Devin Funchess. With the help of a key block from running back Christian McCaffrey, Funchess weaved through the Dolphins' defense untouched showcasing his 4.5 speed. On the ensuing drive, running back Jonathan Stewart took two handoffs for a combined 23 yards before his counterpart Cameron Artis-Payne scampered 12 yards for his first touchdown of the season. Midway through the third quarter, the Dolphins showed off some explosiveness of their own on a 66-yard touchdown run from running back Kenyan Drake, but Newton matched it on the following possession. The quarterback exhibited his dual threat ability on a 69-yard rush up the middle, the second longest of his career. The carry ultimately set up a 2-yard touchdown pass to running back Christian McCaffrey, his second touchdown of the game and first two touchdown game of his career. Newton connected with Funchess once more in the fourth quarter on a 32-yard touchdown pass. The score marked the first four-touchdown passing game for Newton on Monday Night Football in his career. He's now 5-1 on Monday Night Football, throwing for multiple touchdowns in all six appearances. With the win, the Panthers improve to 7-3 on the season, trailing the New Orleans Saints by a half-game in the NFC South before heading into a bye week.

FINAL INDIVIDUAL and TEAM STATISTICS

Carolina Panthers										Miami Dolphins									
RUSHING		ATT	YDS	AVG	LG	TD	RUSHING		ATT	YDS	AVG	LG	TD						
J. Stewart		17	110	6.5	18	0	K. Drake		7	82	11.7	66	1						
C. Newton		5	95	19.0	69	0	D. Williams		9	19	2.1	11	0						
C. Artis-Payne		7	68	9.7	43	1	J. Cutler		1	-1	-1.0	-1	0						
C. McCaffrey		5	23	4.6	16	1	Total		17	100	5.9	66	1						
D. Anderson		2	-2	-1.0	-1	0	PASSING		ATT	CMP	YDS	SK/YD	TD	LG	IN	Rtg.			
Total		36	294	8.2	69	2	J. Cutler		37	22	213	0/0	2	24	1	82.4			
Total		35	21	254	0/0	4	32	0	120.4	Total		37	22	213	0/0	2	24	1	82.4
PASS RECEIVING		NO	YDS	AVG	LG	TD	PASS RECEIVING		NO	YDS	AVG	LG	TD						
D. Funchess		5	92	18.4	32	2	D. Parker		6	66	11.0	24	0						
C. Samuel		5	45	9.0	23	0	K. Stills		5	67	13.4	21	0						
R. Shepard		3	40	13.3	15	0	J. Landry		5	42	8.4	19	1						
E. Dickson		3	33	11.0	20	1	D. Williams		2	20	10.0	15	0						
C. McCaffrey		3	27	9.0	19	1	K. Drake		2	10	5.0	5	0						
B. Berson		1	12	12.0	12	0	J. Thomas		2	8	4.0	6	1						
K. Clay		1	5	5.0	5	0	Total		22	213	9.7	24	2						
Total		21	254	12.1	32	4	INTERCEPTIONS		NO	YDS	AVG	LG	TD						
INTERCEPTIONS		NO	YDS	AVG	LG	TD	L. Kuechly		1	0	0.0	0	0						
L. Kuechly		1	0	0.0	0	0	Total		0	0	0.0	0	0						
Total		1	0	0.0	0	0	PUNTING		NO	YDS	AVG	TB	IN20	LG					
PUNTING		NO	YDS	AVG	TB	IN20	LG	M. Palardy		2	85	42.5	1	1	43				
M. Palardy		2	85	42.5	1	1	43	M. Haack		4	167	41.8	0	3	48				
Total		2	85	42.5	1	1	43	Total		4	167	41.8	0	3	48				
PUNT RETURNS		NO	YDS	AVG	FC	LG	TD	PUNT RETURNS		NO	YDS	AVG	FC	LG	TD				
C. McCaffrey		2	10	5.0	0	8	0	J. Landry		0	0	0.0	1	0	0				
K. Clay		0	0	0.0	1	0	0	[TOUCHBACK]		1	0	0.0	0	0	0				
[DOWNED]		1	0	0.0	0	0	0	Total		1	0	0.0	1	0	0				
Total		2	10	5.0	1	8	0	KICKOFF RETURNS		NO	YDS	AVG	FC	LG	TD				
KICKOFF RETURNS		NO	YDS	AVG	FC	LG	TD	S. Perry		4	87	21.8	0	29	0				
C. Samuel		2	48	24.0	0	26	0	[TOUCHBACK]		4	0	0.0	0	0	0				
K. Clay		2	33	16.5	0	18	0	Total		4	87	21.8	0	29	0				
Total		4	81	20.3	0	26	0	FUMBLES		Own	Opp.	Out	Bnds						
FUMBLES		Own	Rec.	Yds	TD	Opp.	Rec.	Yds	TD	FF	Rec.	Yds	TD	Bnds					
Total		0	0	0	0	0	0	0	0	0	2	0	0	0					

	PANTHERS	DOLPHINS		PANTHERS	DOLPHINS
TOTAL FIRST DOWNS	30	17	TOTAL RETURN YARDAGE (Not Including Kickoffs)	10	0
--By Rushing	12	3	--No. and Yards Punt Returns	2-10	0-0
--By Passing	16	12	--No. and Yards Kickoff Returns	4-81	4-87
--By Penalty	2	2	--No. and Yards Interception Returns	1-0	0-0
THIRD DOWN EFFICIENCY	11-14-79%	7-12-58%	PENALTIES Number and Yards	6-37	7-57
FOURTH DOWN EFFICIENCY	0-1-0%	0-0-0%	FUMBLES Number and Lost	0-0	0-0
TOTAL NET YARDS	548	313	TOUCHDOWNS	6	3
--Total Offensive Plays (inc. times thrown passing)	71	54	--Rushing	2	1
--Average gain per offensive play	7.7	5.8	--Passing	4	2
NET YARDS RUSHING	294	100	EXTRA POINTS Made-Attempts	6-6	3-3
--Total Rushing Plays	36	17	--Kicking Made-Attempts	6-6	3-3
--Average gain per rushing play	8.2	5.9	FIELD GOALS Made-Attempts	1-1	0-0
--Tackles for a loss-number and yards	1-2	3-10	RED ZONE EFFICIENCY	4-4-100%	2-2-100%
NET YARDS PASSING	254	213	GOAL TO GO EFFICIENCY	3-3-100%	1-1-100%
--Times thrown - yards lost attempting to pass	0-0	0-0	SAFETIES	0	0
--Gross yards passing	254	213	FINAL SCORE	45	21
PASS ATTEMPTS-COMPLETIONS-HAD INTERCEPTED	35-21-0	37-22-1	TIME OF POSSESSION	35:39	24:21
--Avg gain per pass play (inc.# thrown passing)	7.3	5.8			
KICKOFFS Number-In End Zone-Touchbacks	8-6-4	4-3-0			
PUNTS Number and Average	2-42.5	4-41.8			
--Had Blocked	0	0			
--Net Punting Average	32.5	39.3			
FGs - PATs Had Blocked	0-0	0-0			

GAME 11 CAROLINA 35 – NEW YORK JETS 27

November 26, 2017
MetLife Stadium • East Rutherford, NJ

EAST RUTHERFORD, N.J. – It wasn't easy, but the Carolina Panthers won their fourth straight game Sunday, outlasting the New York Jets 35-27. Carolina's offense showed some zeal early, but it was the Panthers' stout defense and special teams that took over late. The Jets had momentum – and the lead – after they scored for the third time in five possessions early in the fourth quarter, a short field goal that gave them a 20-18 lead. They had the ball back but not for long. Defensive end Wes Horton stripped quarterback Josh McCown, allowing linebacker Luke Kuechly to scoop at the Jets' 34-yard line and score the team's first defensive touchdown of the season. The touchdown gave the Panthers a six-point lead after Cam Newton scored on a two-point run, and wide receiver Kaelin Clay doubled it minutes later. After the Panthers' defense forced the Jets into punting on the ensuing possession, Clay returned the punt 60 yards for the Panthers' first special teams touchdown of the season. McCown and the Jets closed back within one score with a touchdown at the 5:32 mark, but the Panthers earned two first downs and then got a third one on a Jets penalty, allowing them to virtually run out the clock. Graham Gano came on and kicked a 45-yard field goal with 21 seconds left to provide the final margin. Newton and the Panthers' offense looked dynamic early on. Two of the first three drives ended in points – a 40-yard Gano field goal and a 1-yard Newton run. However, following Carolina's second-quarter touchdown, the offense looked stagnant and uninspired. On the day, Newton completed less than 40 percent of his passes and failed throw a single touchdown pass. That's not to say there wasn't a positive on the offensive end. Wide receiver Devin Funchess led the team with 108 receiving yards on seven receptions, including a 35-yard grab. Since taking over as Newton's No. 1 option three weeks ago, Funchess has totalled 286 yards and two touchdowns on 17 receptions.

FINAL INDIVIDUAL and TEAM STATISTICS

Carolina Panthers										New York Jets																			
RUSHING										RUSHING																			
	ATT	YDS	AVG	LG	TD		ATT	YDS	AVG	LG	TD		ATT	YDS	AVG	LG	TD		ATT	YDS	AVG	LG	TD						
C. McCaffrey	7	62	8.9	40	0	B. Powell	9	34	3.8	14	0	J. McCown	2	28	14.0	22	0	M. Forte	10	26	2.6	6	0	E. McGuire	5	21	4.2	9	0
K. Clay	1	29	29.0	29	0																								
C. Newton	9	28	3.1	7	1																								
J. Stewart	15	26	1.7	4	1																								
C. Artis-Payne	1	0	0.0	0	0																								
Total	33	145	4.4	40	2	Total	26	109	4.2	22	0	Total	26	109	4.2	22	0	Total	26	109	4.2	22	0						
PASSING										PASSING																			
	ATT	CMP	YDS	SK/YD	TD	LG	IN	Rtg.		ATT	CMP	YDS	SK/YD	TD	LG	IN	Rtg.		ATT	CMP	YDS	SK/YD	TD	LG	IN	Rtg.			
C. Newton	28	11	168	3/14	0	35	0	59.8	J. McCown	36	19	307	3/25	3	54	0	109.4	J. McCown	36	19	307	3/25	3	54	0	109.4			
Total	28	11	168	3/14	0	35	0	59.8	Total	36	19	307	3/25	3	54	0	109.4	Total	36	19	307	3/25	3	54	0	109.4			
PASS RECEIVING										PASS RECEIVING																			
	NO	YDS	AVG	LG	TD		NO	YDS	AVG	LG	TD		NO	YDS	AVG	LG	TD		NO	YDS	AVG	LG	TD						
D. Funchess	7	108	15.4	35	0	J. Kearse	7	105	15.0	42	1	R. Anderson	6	146	24.3	54	2	A. Seferian-Jenkins	2	27	13.5	19	0						
C. McCaffrey	2	35	17.5	26	0							E. McGuire	1	13	13.0	13	0	B. Powell	1	12	12.0	12	0						
E. Dickson	1	15	15.0	15	0							L. Thomas	1	5	5.0	5	0	J. Natson	1	-1	-1.0	-1	0						
G. Olsen	1	10	10.0	10	0																								
Total	11	168	15.3	35	0	Total	19	307	16.2	54	3	Total	19	307	16.2	54	3	Total	19	307	16.2	54	3						
INTERCEPTIONS										INTERCEPTIONS																			
	NO	YDS	AVG	LG	TD		NO	YDS	AVG	LG	TD		NO	YDS	AVG	LG	TD		NO	YDS	AVG	LG	TD						
Total	0	0	0.0	0	0	Total	0	0	0.0	0	0	Total	0	0	0.0	0	0	Total	0	0	0.0	0	0						
PUNTING										PUNTING																			
	NO	YDS	AVG	TB	IN20	LG		NO	YDS	AVG	TB	IN20	LG		NO	YDS	AVG	TB	IN20	LG									
M. Palardy	6	284	47.3	0	2	63	L. Edwards	7	318	45.4	0	2	60	L. Edwards	7	318	45.4	0	2	60									
Total	6	284	47.3	0	2	63	Total	7	318	45.4	0	2	60	Total	7	318	45.4	0	2	60									
PUNT RETURNS										PUNT RETURNS																			
	NO	YDS	AVG	FC	LG	TD		NO	YDS	AVG	FC	LG	TD		NO	YDS	AVG	FC	LG	TD									
K. Clay	3	73	24.3	1	60	1	J. Natson	4	7	1.8	0	17	0	J. Natson	4	7	1.8	0	17	0									
C. McCaffrey	2	22	11.0	1	14	0	[TOUCHBACK]	1	0	0.0	0	0	0	[TOUCHBACK]	1	0	0.0	0	0	0									
Total	5	95	19.0	2	60	1	Total	4	7	1.8	0	17	0	Total	4	7	1.8	0	17	0									
KICKOFF RETURNS										KICKOFF RETURNS																			
	NO	YDS	AVG	FC	LG	TD		NO	YDS	AVG	FC	LG	TD		NO	YDS	AVG	FC	LG	TD									
F. Whittaker	2	49	24.5	0	31	0	J. Natson	2	52	26.0	0	32	0	J. Natson	2	52	26.0	0	32	0									
[TOUCHBACK]	4	0	0.0	0	0	0	[TOUCHBACK]	6	0	0.0	0	0	0	[TOUCHBACK]	6	0	0.0	0	0	0									
Total	2	49	24.5	0	31	0	Total	2	52	26.0	0	32	0	Total	2	52	26.0	0	32	0									
FUMBLES										FUMBLES																			
	Own	Opp.	Out		Own	Opp.	Out		Own	Opp.	Out		Own	Opp.	Out														
Fum	Rec.	Yds	TD	FF	Rec.	Yds	TD	Bnds	Fum	Rec.	Yds	TD	FF	Rec.	Yds	TD	Bnds												
C. Newton	1	0	-8	0	0	0	0	0	J. Natson	1	1	0	0	0	0	0	0												
J. Stewart	0	1	0	0	0	0	0	0	J. McCown	1	0	0	0	0	0	0	0												
W. Horton	0	0	0	0	1	0	0	0																					
L. Kuechly	0	0	0	0	0	1	34	1	0																				
Total	1	1	-8	0	1	1	34	1	0	Total	2	1	0	0	0	0	0	0											

	PANTHERS	JETS
TOTAL FIRST DOWNS	17	21
--By Rushing	5	3
--By Passing	9	14
--By Penalty	3	4
THIRD DOWN EFFICIENCY	3-14-21%	5-14-36%
FOURTH DOWN EFFICIENCY	1-1-100%	0-0-0%
TOTAL NET YARDS	299	391
--Total Offensive Plays (inc. times thrown passing)	64	65
--Average gain per offensive play	4.7	6.0
NET YARDS RUSHING	145	109
--Total Rushing Plays	33	26
--Average gain per rushing play	4.4	4.2
--Tackles for a loss-number and yards	1-1	5-5
NET YARDS PASSING	154	282
--Times thrown - yards lost attempting to pass	3-14	3-25
--Gross yards passing	168	307
PASS ATTEMPTS-COMPLETIONS-HAD INTERCEPTED	28-11-0	36-19-0
--Avg gain per pass play (inc.# thrown passing)	5.0	7.2
KICKOFFS Number-In End Zone-Touchbacks	8-7-6	6-5-4
PUNTS Number and Average	6-47.3	7-45.4
--Had Blocked	0	0
--Net Punting Average	46.2	31.9
FGs - PATs Had Blocked	0-0	0-0

	PANTHERS	JETS
TOTAL RETURN YARDAGE (Not Including Kickoffs)	95	7
--No. and Yards Punt Returns	5-95	4-7
--No. and Yards Kickoff Returns	2-49	2-52
--No. and Yards Interception Returns	0-0	0-0
PENALTIES Number and Yards	10-84	7-68
FUMBLES Number and Lost	1-0	2-1
TOUCHDOWNS	4	3
--Rushing	2	0
--Passing	0	3
EXTRA POINTS Made-Attempts	1-4	3-3
--Kicking Made-Attempts	0-1	3-3
FIELD GOALS Made-Attempts	3-3	2-2
RED ZONE EFFICIENCY	2-3-67%	1-3-33%
GOAL TO GO EFFICIENCY	2-3-67%	1-2-50%
SAFETIES	0	0
FINAL SCORE	35	27
TIME OF POSSESSION	31:50	28:10

GAME 12 NEW ORLEANS 31 – CAROLINA 21

December 3, 2017
Mercedes-Benz Superdome • New Orleans, LA

NEW ORLEANS – Carolina couldn't reclaim the top spot in the NFC South, falling 31-21 to division rival New Orleans in the Mercedes-Benz Superdome. With the Panthers already down a touchdown early in the second quarter, punter Michael Palardy fumbled J.J. Jansen's snap at Carolina's 31 and was called for targeting an ineligible receiver in desperation. New Orleans took over just outside the red zone. With the help of an unsportsmanlike conduct penalty on defensive end Julius Peppers, the Saints moved the chains on an important third-and-5, and quarterback Drew Brees eventually connected with wide receiver Michael Thomas for a 10-yard score and a 21-7 lead. The Panthers did claw back within a touchdown before halftime on the back of a Saints fumble forced by safety Mike Adams. The veteran punched the ball loose from Saints tight end Josh Hill's grasp, allowing lurking linebacker Luke Kuechly to recover to the fumble. The Panthers' offense took the field at New Orleans' 45, and Newton immediately hit wide receiver Brenton Bersin for 18 yards. Three plays later, Newton found running back Christian McCaffrey for 21-yard catch and run into the end zone. The Saints, however, struck first on the other side of the break. Brees linked up with wide receiver Willie Snead for 26 yards to move the chains on third-and-5 at New Orleans' 46, and two plays later running back Alvin Kamara scored his second touchdown of the day. The third-round pick broke free around the outside for 20 yards to cap off the eight-play, 67-yard drive. The Saints led 28-14 at the end of the third quarter. New Orleans added to its advantage in the fourth quarter and sealed the victory with a 31-yard field goal. Newton's second touchdown pass of the day, this one to Devin Funchess for 24 yards, closed the gap, but Funchess' all-out effort on the ensuing onsidies kick didn't pay off as he was ruled out of bounds.

FINAL INDIVIDUAL and TEAM STATISTICS

Carolina Panthers										New Orleans Saints																					
RUSHING		ATT	YDS	AVG	LG	TD	RUSHING		ATT	YDS	AVG	LG	TD	RUSHING		ATT	YDS	AVG	LG	TD											
C. Newton		6	51	8.5	32	0	M. Ingram		14	85	6.1	72	1	A. Kamara		9	60	6.7	20	2											
J. Stewart		11	45	4.1	10	1	T. Ginn		1	6	6.0	6	0	D. Brees		4	-3	-0.8	1	0											
C. McCaffrey		6	16	2.7	5	0	Total		28	148	5.3	72	3	Total		28	148	5.3	72	3											
Total		23	112	4.9	32	2	Total		28	148	5.3	72	3	Total		28	148	5.3	72	3											
PASSING		ATT	CMP	YDS	SK/YD	TD	LG	IN	Rtg.	PASSING		ATT	CMP	YDS	SK/YD	TD	LG	IN	Rtg.	PASSING		ATT	CMP	YDS	SK/YD	TD	LG	IN	Rtg.		
C. Newton		27	17	183	2/16	2	24	0	107.5	D. Brees		34	25	269	2/17	1	32	0	106.1	Total		34	25	269	2/17	1	32	0	106.1		
M. Palardy		1	0	0	0/0	0	0	0	39.6	Total		34	25	269	2/17	1	32	0	106.1	Total		34	25	269	2/17	1	32	0	106.1		
Total		28	17	183	2/16	2	24	0	103.7	Total		34	25	269	2/17	1	32	0	106.1	Total		34	25	269	2/17	1	32	0	106.1		
PASS RECEIVING		NO	YDS	AVG	LG	TD	PASS RECEIVING		NO	YDS	AVG	LG	TD	PASS RECEIVING		NO	YDS	AVG	LG	TD	PASS RECEIVING		NO	YDS	AVG	LG	TD				
C. McCaffrey		5	33	6.6	21	1	M. Ingram		6	37	6.2	11	0	M. Thomas		5	70	14.0	32	1	A. Kamara		5	66	13.2	22	0				
D. Funchess		4	60	15.0	24	1	M. Thomas		5	70	14.0	32	1	A. Kamara		5	66	13.2	22	0	W. Snead		2	31	15.5	26	0				
R. Shepard		3	29	9.7	19	0	A. Kamara		5	66	13.2	22	0	W. Snead		2	31	15.5	26	0	B. Coleman		2	28	14.0	15	0				
E. Dickson		2	18	9.0	12	0	B. Coleman		2	28	14.0	15	0	T. Ginn		2	27	13.5	21	0	J. Hill		1	8	8.0	8	0				
B. Bersin		1	18	18.0	18	0	T. Ginn		2	27	13.5	21	0	J. Hill		1	8	8.0	8	0	T. Lewis		1	2	2.0	2	0				
K. Clay		1	13	13.0	13	0	J. Hill		1	8	8.0	8	0	M. Hoomanawanui		1	0	0.0	0	0	M. Hoomanawanui		1	0	0.0	0	0				
D. Byrd		1	12	12.0	12	0	Total		25	269	10.8	32	1	Total		25	269	10.8	32	1	Total		25	269	10.8	32	1				
Total		17	183	10.8	24	2	Total		25	269	10.8	32	1	Total		25	269	10.8	32	1	Total		25	269	10.8	32	1				
INTERCEPTIONS		NO	YDS	AVG	LG	TD	INTERCEPTIONS		NO	YDS	AVG	LG	TD	INTERCEPTIONS		NO	YDS	AVG	LG	TD	INTERCEPTIONS		NO	YDS	AVG	LG	TD				
Total		0	0	0.0	0	0	Total		0	0	0.0	0	0	Total		0	0	0.0	0	0	Total		0	0	0.0	0	0				
PUNTING		NO	YDS	AVG	TB	IN20	LG	PUNTING		NO	YDS	AVG	TB	IN20	LG	PUNTING		NO	YDS	AVG	TB	IN20	LG	PUNTING		NO	YDS	AVG	TB	IN20	LG
M. Palardy		5	215	43.0	0	2	51	T. Morstead		4	184	46.0	0	1	53	Total		4	184	46.0	0	1	53	Total		4	184	46.0	0	1	53
Total		5	215	43.0	0	2	51	Total		4	184	46.0	0	1	53	Total		4	184	46.0	0	1	53	Total		4	184	46.0	0	1	53
PUNT RETURNS		NO	YDS	AVG	FC	LG	TD	PUNT RETURNS		NO	YDS	AVG	FC	LG	TD	PUNT RETURNS		NO	YDS	AVG	FC	LG	TD	PUNT RETURNS		NO	YDS	AVG	FC	LG	TD
K. Clay		3	20	6.7	0	9	0	T. Lewis		2	5	2.5	2	3	0	[DOWNED]		1	0	0.0	0	0	0	Total		2	5	2.5	2	3	0
[DOWNED]		1	0	0.0	0	0	0	[DOWNED]		1	0	0.0	0	0	0	Total		2	5	2.5	2	3	0	Total		2	5	2.5	2	3	0
Total		3	20	6.7	0	9	0	Total		2	5	2.5	2	3	0	Total		2	5	2.5	2	3	0	Total		2	5	2.5	2	3	0
KICKOFF RETURNS		NO	YDS	AVG	FC	LG	TD	KICKOFF RETURNS		NO	YDS	AVG	FC	LG	TD	KICKOFF RETURNS		NO	YDS	AVG	FC	LG	TD	KICKOFF RETURNS		NO	YDS	AVG	FC	LG	TD
F. Whittaker		2	42	21.0	0	23	0	[OUT OF BOUNDS]		1	0	0.0	0	0	0	[TOUCHBACK]		3	0	0.0	0	0	0	Total		0	0	0.0	0	0	0
[TOUCHBACK]		4	0	0.0	0	0	0	[TOUCHBACK]		3	0	0.0	0	0	0	Total		0	0	0.0	0	0	0	Total		0	0	0.0	0	0	0
Total		2	42	21.0	0	23	0	Total		0	0	0.0	0	0	0	Total		0	0	0.0	0	0	0	Total		0	0	0.0	0	0	0
FUMBLES		Own	Opp.	Out		FUMBLES		Own	Opp.	Out		FUMBLES		Own	Opp.	Out		FUMBLES		Own	Opp.	Out		FUMBLES		Own	Opp.	Out			
M. Palardy		1	0	0	0	0	0	J. Hill		1	0	0	0	0	0	0	0	C. Banjo		0	0	0	0	0	0	0	0	0			
K. Clay		1	0	0	0	0	0	C. Banjo		0	0	0	0	0	0	0	0	S. Moore		0	0	0	0	0	0	0	0				
R. Shepard		1	0	0	0	0	0	S. Moore		0	0	0	0	0	0	0	0	C. Robertson		0	0	0	0	0	0	0	0				
D. Byrd		0	1	0	0	0	0	C. Robertson		0	0	0	0	0	0	0	0	Total		1	0	0	0	2	1	0	0	0			
M. Adams		0	0	0	0	1	0	Total		1	0	0	0	2	1	0	0	Total		1	0	0	0	2	1	0	0	0			
L. Kuechly		0	0	0	0	0	0	Total		1	0	0	0	2	1	0	0	Total		1	0	0	0	2	1	0	0	0			
Total		3	2	0	0	1	0	Total		1	0	0	0	2	1	0	0	Total		1	0	0	0	2	1	0	0	0			

	PANTHERS	SAINTS
TOTAL FIRST DOWNS	16	19
--By Rushing	4	5
--By Passing	8	12
--By Penalty	4	2
THIRD DOWN EFFICIENCY	3-10-30%	6-15-40%
FOURTH DOWN EFFICIENCY	0-2-0%	1-1-100%
TOTAL NET YARDS	279	400
--Total Offensive Plays (inc. times thrown passing)	53	64
--Average gain per offensive play	5.3	6.3
NET YARDS RUSHING	112	148
--Total Rushing Plays	23	28
--Average gain per rushing play	4.9	5.3
--Tackles for a loss-number and yards	0-0	4-9
NET YARDS PASSING	167	252
--Times thrown - yards lost attempting to pass	2-16	2-17
--Gross yards passing	183	269
PASS ATTEMPTS-COMPLETIONS-HAD INTERCEPTED	28-17-0	34-25-0
--Avg gain per pass play (inc.# thrown passing)	5.6	7.0
KICKOFFS Number-In End Zone-Touchbacks	4-3-3	6-6-4
PUNTS Number and Average	5-43.0	4-46.0
--Had Blocked	0	0
--Net Punting Average	42.0	41.0
FGs - PATs Had Blocked	0-0	0-0

	PANTHERS	SAINTS
TOTAL RETURN YARDAGE (Not Including Kickoffs)	20	5
--No. and Yards Punt Returns	3-20	2-5
--No. and Yards Kickoff Returns	2-42	0-0
--No. and Yards Interception Returns	0-0	0-0
PENALTIES Number and Yards	6-54	7-68
FUMBLES Number and Lost	3-1	1-1
TOUCHDOWNS	3	4
--Rushing	1	3
--Passing	2	1
EXTRA POINTS Made-Attempts	3-3	4-4
--Kicking Made-Attempts	3-3	4-4
FIELD GOALS Made-Attempts	0-0	1-2
RED ZONE EFFICIENCY	1-2-50%	3-5-60%
GOAL TO GO EFFICIENCY	1-1-100%	1-1-100%
SAFETIES	0	0
FINAL SCORE	21	31
TIME OF POSSESSION	26:39	33:21

GAME 13 CAROLINA 31 – MINNESOTA 24

December 10, 2017
Bank of America Stadium • Charlotte, NC

CHARLOTTE - It took quarterback Cam Newton's late-game heroics for the Carolina Panthers to pull out a pivotal 31-24 victory over the Minnesota Vikings at Bank of America Stadium. Although the Panthers led for the majority of the game, Minnesota's Kai Forbath kicked a game-tying 27-yard field goal to level the score at 24 with 3:07 remaining. However, with all eyes on Newton, he orchestrated his first game-winning fourth quarter drive since 2015. On the second play of the drive, the quarterback broke free for a 62-yard run up the middle and barreled into the red zone. Three plays later, running back Jonathan Stewart capped off the game-winning drive with a 1-yard touchdown run, his third rushing touchdown of the day. All season long, head coach Ron Rivera has stressed the importance of starting strong. Until now, that hasn't included a first-quarter interception, let alone an interception from a cornerback. Daryl Worley set the tone early when he picked off Vikings quarterback Case Keenum on a deep pass intended for wide receiver Adam Thielen. The Panthers' offense took over at their own 31 and within three plays, Carolina was leading by a touchdown. On his first handoff of the game, Stewart broke off a 60-yard touchdown run, his longest of the season. Keenum and the Vikings responded on the ensuing possession, putting together a 10-play, 75-yard drive ending in an 18-yard touchdown reception for tight end Kyle Rudolph. However, Carolina's offense continued to roll behind the legs of Stewart. After the Panthers strung together 13 plays totaling 88 yards, Stewart bulldozed into the end for his second touchdown of the day. Despite conceding two field goals before halftime, the Panthers offense began clicking again out of the break. Leading 14-13, Newton connected with Funchess for an 18-yard touchdown completion. On third-and-7, Newton dropped 15 yards behind the line of scrimmage to evade pressure before finding Funchess all alone at the goal line. The third quarter score paired with a 41-yard Graham Gano field goal gave Carolina a 24-13 lead, its largest of the game. The Vikings didn't go away in the fourth quarter. Even after throwing a second interception, Keenum linked up with Thielen once more for a 52-yard pitch and catch turned touchdown. The score preceded a third Kai Forbath field goal, this time from 27 yards, that leveled the game, 24-24.

FINAL INDIVIDUAL and TEAM STATISTICS

Carolina Panthers										Minnesota Vikings																
RUSHING										RUSHING																
	ATT	YDS	AVG	LG	TD						ATT	YDS	AVG	LG	TD											
J. Stewart	16	103	6.4	60	3	J. McKinnon	7	46	6.6	17	0	C. Keenum	5	40	8.0	15	0	L. Murray	9	14	1.6	11	0			
C. Newton	11	70	6.4	62	0	C. Keenum	5	40	8.0	15	0	L. Murray	9	14	1.6	11	0	Total	21	100	4.8	17	0			
C. McCaffrey	8	35	4.4	8	0	Total	21	100	4.8	17	0															
R. Shepard	1	8	8.0	8	0																					
Total	36	216	6.0	62	3																					
PASSING										PASSING																
	ATT	CMP	YDS	SK/YD	TD	LG	IN	Rtg.																		
C. Newton	25	13	137	2/8	1	22	1	64.9	C. Keenum	44	27	280	6/24	2	52	2	75.9	Total	44	27	280	6/24	2	52	2	75.9
Total	25	13	137	2/8	1	22	1	64.9	Total	44	27	280	6/24	2	52	2	75.9									
PASS RECEIVING										PASS RECEIVING																
	NO	YDS	AVG	LG	TD																					
D. Byrd	5	37	7.4	21	0	A. Thielen	6	105	17.5	52	1	S. Diggs	6	64	10.7	22	0	K. Rudolph	3	41	13.7	18	1			
D. Funchess	3	59	19.7	22	1	S. Diggs	6	64	10.7	22	0	K. Rudolph	3	41	13.7	18	1	L. Treadwell	2	23	11.5	15	0			
C. McCaffrey	3	18	6.0	15	0	J. Wright	2	13	6.5	8	0	J. McKinnon	2	9	4.5	6	0	B. Bell	2	7	3.5	6	0			
B. Bersin	1	17	17.0	17	0	L. Murray	2	6	3.0	4	0	B. Bell	2	7	3.5	6	0	L. Murray	2	6	3.0	4	0			
C. Manhertz	1	6	6.0	6	0	C. Ham	1	9	9.0	9	0	M. Floyd	1	3	3.0	3	0	C. Ham	1	9	9.0	9	0			
Total	13	137	10.5	22	1	Total	27	280	10.4	52	2	Total	27	280	10.4	52	2									
INTERCEPTIONS										INTERCEPTIONS																
	NO	YDS	AVG	LG	TD																					
J. Bradberry	1	3	3.0	3	0	A. Sendejo	1	34	34.0	34	0	Total	1	34	34.0	34	0									
D. Worley	1	0	0.0	0	0	Total	1	34	34.0	34	0															
Total	2	3	1.5	3	0																					
PUNTING										PUNTING																
	NO	YDS	AVG	TB	IN20	LG																				
M. Palardy	6	260	43.3	0	2	56	R. Quigley	3	131	43.7	0	1	48	Total	3	131	43.7	0	1	48						
Total	6	260	43.3	0	2	56	Total	3	131	43.7	0	1	48													
PUNT RETURNS										PUNT RETURNS																
	NO	YDS	AVG	FC	LG	TD																				
K. Clay	1	7	7.0	0	7	0	M. Sherels	5	54	10.8	1	29	0	Total	5	54	10.8	1	29	0						
[DOWNED]	1	0	0.0	0	0	0	Total	5	54	10.8	1	29	0													
Total	1	7	7.0	0	7	0																				
KICKOFF RETURNS										KICKOFF RETURNS																
	NO	YDS	AVG	FC	LG	TD																				
D. Byrd	2	38	19.0	0	22	0	M. Sherels	1	27	27.0	0	27	0	M. Brown	1	17	17.0	0	17	0	[TOUCHBACK]	4	0	0.0	0	0
D. Mayo	1	10	10.0	0	10	0	M. Brown	1	17	17.0	0	17	0	[TOUCHBACK]	4	0	0.0	0	0	0	Total	2	44	22.0	0	27
[TOUCHBACK]	3	0	0.0	0	0	0	[TOUCHBACK]	4	0	0.0	0	0	0	Total	2	44	22.0	0	27	0						
Total	3	48	16.0	0	22	0	Total	2	44	22.0	0	27	0													
FUMBLES										FUMBLES																
	Own	Rec.	Yds	TD	Opp.	FF	Rec.	Yds	Out	Bnds																
M. Addison	0	0	0	0	1	0	0	0	0	0	M. Sherels	1	1	0	0	0	0	0	0	0	C. Keenum	1	0	0	0	
R. Shepard	0	0	0	0	1	0	0	0	0	0	C. Keenum	1	0	0	0	0	0	0	0	Total	2	1	0	0		
M. Adams	0	0	0	0	0	1	4	0	0	0	Total	2	1	0	0	0	0	0	0							
Total	0	0	0	0	2	1	4	0	0	0																

	PANTHERS	VIKINGS		PANTHERS	VIKINGS
TOTAL FIRST DOWNS	15	21	TOTAL RETURN YARDAGE (Not Including Kickoffs)	10	88
--By Rushing	6	5	--No. and Yards Punt Returns	1-7	5-54
--By Passing	7	14	--No. and Yards Kickoff Returns	3-48	2-44
--By Penalty	2	2	--No. and Yards Interception Returns	2-3	1-34
THIRD DOWN EFFICIENCY	5-15-33%	7-15-47%	PENALTIES Number and Yards	6-48	2-30
FOURTH DOWN EFFICIENCY	0-0-0%	0-1-0%	FUMBLES Number and Lost	0-0	2-1
TOTAL NET YARDS	345	356	TOUCHDOWNS	4	2
--Total Offensive Plays (inc. times thrown passing)	63	71	--Rushing	3	0
--Average gain per offensive play	5.5	5.0	--Passing	1	2
NET YARDS RUSHING	216	100	EXTRA POINTS Made-Attempts	4-4	2-2
--Total Rushing Plays	36	21	--Kicking Made-Attempts	4-4	1-1
--Average gain per rushing play	6.0	4.8	FIELD GOALS Made-Attempts	1-1	3-4
--Tackles for a loss-number and yards	3-3	4-13	RED ZONE EFFICIENCY	3-4-75%	1-4-25%
NET YARDS PASSING	129	256	GOAL TO GO EFFICIENCY	2-2-100%	0-2-0%
--Times thrown - yards lost attempting to pass	2-8	6-24	SAFETIES	0	0
--Gross yards passing	137	280	FINAL SCORE	31	24
PASS ATTEMPTS-COMPLETIONS-HAD INTERCEPTED	25-13-1	44-27-2	TIME OF POSSESSION	31:18	28:42
--Avg gain per pass play (inc.# thrown passing)	4.8	5.1			
KICKOFFS Number-In End Zone-Touchbacks	6-5-4	6-3-3			
PUNTS Number and Average	6-43.3	3-43.7			
--Had Blocked	0	0			
--Net Punting Average	34.3	41.3			
FGs - PATs Had Blocked	0-0	0-0			

GAME 14 CAROLINA 31 – GREEN BAY 24

December 17, 2017
Bank of America Stadium • Charlotte, NC

CHARLOTTE - On the day of Packers quarterback Aaron Rodgers' heralded return, the Panthers came up with four turnovers to fuel a 31-24 victory. After breaking out of that lull and taking a 17-14 lead early in the third quarter, safety Colin Jones recorded the second interception of Rodgers on the day. The turnover further inspired Carolina's offense, which took over at Green Bay's 49 and scored seven plays later. An 8-yard scramble by Newton and two short passes to tight end Greg Olsen set up first-and-goal at the 9-yard line. Newton dropped back and threw a dart to wide receiver Damiere Byrd, whose back end zone catch counted after a dramatic replay reversal to give the Panthers a 24-14 lead. On the ensuing Packers' drive, cornerback James Bradberry picked off Rodgers for the Panthers' third interception of the game. It was the first time Rodgers had thrown three interceptions in a game since Nov. 8, 2009, against Tampa Bay. Moving into the fourth quarter, Newton continued to find Olsen for first down after first down, and looked for Byrd once more in the red zone. Newton threw a strike between two defenders for the second touchdown of the day for Byrd, who had never found the end zone before Sunday. The score increased the Panthers' lead to 31-17. Despite trailing by two touchdowns, Rodgers and the Packers clawed back. With less than three minutes remaining, Rodgers connected with tight end Richard Rodgers for a 24-yard touchdown. After the extra point, Green Bay recovered an onside kick to give the Packers a shot at tying the game. Rodgers moved the Packers into Panthers territory, but Bradberry forced a timely fumble on Packers wide receiver Geronimo Allison that safety Mike Adams recovered to seal Carolina's victory.

FINAL INDIVIDUAL and TEAM STATISTICS

Carolina Panthers								Green Bay Packers							
RUSHING								RUSHING							
	ATT	YDS	AVG	LG	TD				ATT	YDS	AVG	LG	TD		
C. McCaffrey	12	63	5.3	15	0	A. Jones	3	47	15.7	23	0				
C. Newton	14	58	4.1	13	0	A. Rodgers	6	43	7.2	12	0				
J. Stewart	11	27	2.5	9	0	J. Williams	10	30	3.0	9	0				
F. Whittaker	1	3	3.0	3	0										
Total	38	151	4.0	15	0	Total	19	120	6.3	23	0				
PASSING								PASSING							
	ATT	CMP	YDS	SK/YD	TD	LG	IN		ATT	CMP	YDS	SK/YD	TD	LG	IN
C. Newton	31	20	242	1/6	4	30	0	A. Rodgers	45	26	290	3/26	3	36	3
Total	31	20	242	1/6	4	30	0	Total	45	26	290	3/26	3	36	3
PASS RECEIVING								PASS RECEIVING							
		NO	YDS	AVG	LG	TD				NO	YDS	AVG	LG	TD	
G. Olsen		9	116	12.9	30	1	R. Cobb		7	84	12.0	33	1		
C. McCaffrey		6	73	12.2	21	1	D. Adams		5	57	11.4	13	1		
D. Byrd		3	25	8.3	13	2	G. Allison		5	33	6.6	10	0		
D. Funchess		1	19	19.0	19	0	R. Rodgers		4	77	19.3	36	1		
J. Stewart		1	9	9.0	9	0	J. Nelson		3	28	9.3	17	0		
							A. Jones		1	6	6.0	6	0		
Total		20	242	12.1	30	4	L. Kendricks		1	5	5.0	5	0		
							Total		26	290	11.2	36	3		
INTERCEPTIONS								INTERCEPTIONS							
		NO	YDS	AVG	LG	TD				NO	YDS	AVG	LG	TD	
C. Jones		1	10	10.0	10	0			0	0	0.0	0	0	0	
D. Worley		1	0	0.0	0	0									
J. Bradberry		1	0	0.0	0	0	Total		0	0	0.0	0	0	0	
Total		3	10	3.3	10	0									
PUNTING								PUNTING							
		NO	YDS	AVG	TB	IN20	LG			NO	YDS	AVG	TB	IN20	LG
M. Palardy		4	174	43.5	0	2	55	J. Vogel		2	82	41.0	0	2	50
Total		4	174	43.5	0	2	55	Total		2	82	41.0	0	2	50
PUNT RETURNS								PUNT RETURNS							
		NO	YDS	AVG	FC	LG	TD			NO	YDS	AVG	FC	LG	TD
K. Clay		1	5	5.0	0	5	0	T. Davis		2	15	7.5	0	13	0
[DOWNED]		1	0	0.0	0	0	0	[DOWNED]		1	0	0.0	0	0	0
Total		1	5	5.0	0	5	0	Total		2	15	7.5	0	13	0
KICKOFF RETURNS								KICKOFF RETURNS							
		NO	YDS	AVG	FC	LG	TD			NO	YDS	AVG	FC	LG	TD
D. Byrd		2	45	22.5	0	25	0	[TOUCHBACK]		6	0	0.0	0	0	0
Total		2	45	22.5	0	25	0	Total		6	0	0.0	0	0	0
FUMBLES								FUMBLES							
	Own				Opp.				Own				Opp.		
	Fum	Rec.	Yds	TD	FF	Rec.	Yds		Fum	Rec.	Yds	TD	FF	Rec.	Yds
J. Bradberry	0	0	0	0	1	0	0	G. Allison	1	0	0	0	0	0	0
M. Adams	0	0	0	0	0	1	0								
Total	0	0	0	0	1	1	0	Total	1	0	0	0	0	0	0

	PANTHERS	PACKERS	PANTHERS	PACKERS
TOTAL FIRST DOWNS	29	24	TOTAL RETURN YARDAGE (Not Including Kickoffs)	15
--By Rushing	11	9	--No. and Yards Punt Returns	1-5
--By Passing	15	13	--No. and Yards Kickoff Returns	2-45
--By Penalty	3	2	--No. and Yards Interception Returns	3-10
THIRD DOWN EFFICIENCY	6-12-50%	4-11-36%	PENALTIES Number and Yards	5-40
FOURTH DOWN EFFICIENCY	0-0-0%	2-3-67%	FUMBLES Number and Lost	0-0
TOTAL NET YARDS	387	384	TOUCHDOWNS	4
--Total Offensive Plays (inc. times thrown passing)	70	67	--Rushing	0
--Average gain per offensive play	5.5	5.7	--Passing	4
NET YARDS RUSHING	151	120	EXTRA POINTS Made-Attempts	4-4
--Total Rushing Plays	38	19	--Kicking Made-Attempts	4-4
--Average gain per rushing play	4.0	6.3	FIELD GOALS Made-Attempts	1-1
--Tackles for a loss-number and yards	3-13	0-0	RED ZONE EFFICIENCY	3-4-75%
NET YARDS PASSING	236	264	GOAL TO GO EFFICIENCY	2-2-100%
--Times thrown - yards lost attempting to pass	1-6	3-26	SAFETIES	0
--Gross yards passing	242	290	FINAL SCORE	31
PASS ATTEMPTS-COMPLETIONS-HAD INTERCEPTED	31-20-0	45-26-3	TIME OF POSSESSION	33:57
--Avg gain per pass play (inc.# thrown passing)	7.4	5.5		26:03
KICKOFFS Number-In End Zone-Touchbacks	6-6-6	5-2-2		
PUNTS Number and Average	4-43.5	2-41.0		
--Had Blocked	0	0		
--Net Punting Average	39.8	38.5		
FGs - PATs Had Blocked	0-0	0-0		

GAME 15 CAROLINA 22 – TAMPA BAY 19

December 24, 2017
Bank of America Stadium • Charlotte, NC

CHARLOTTE – The Carolina Panthers clinched a berth in the NFC playoffs for the fourth time in five years, defeating NFC South rival Tampa Bay 22-19 in their home finale at Bank of America Stadium. Despite struggling to move the ball for the majority of the game, with three minutes remaining, quarterback Cam Newton led the Panthers to its first victory when trailing after three quarters since 2015. Carolina took over at its own 41-yard line after the Buccaneers kicker Patrick Murray missed a 51-yard field goal attempt. Newton jumpstarted the drive by connecting with wide receiver Brenton Bersin for 23 yards and wide receiver Kaelin Clay for another 13 – his first reception of the day. Later, a 5-yard completion to tight end Greg Olsen moved the Panthers to the 5-yard line, but the tight end fell short of the first down marker, forcing fourth down. After Tampa's fourth offsidess of the day moved Carolina closer, running back Jonathan Stewart barely picked up inches need, setting up a first-and-goal at the 2 with 38 seconds left. Newton fumbled the ensuing snap, but he picked up his mistake and barreled into the end zone for the game-winning score – Carolina's only offensive touchdown of the game. The Buccaneers possessed a final chance to answer with 35 seconds remaining, but defensive tackle Kawann Short sacked Buccaneers quarterback Jameis Winston, forcing a fumble. Defensive end Julius Peppers recovered the loose ball, initiating victory formation. With the win, the Panthers improved to 10-4 on the season and are currently tied atop the NFC South with the Saints. Carolina still controls its own destiny in terms of securing a playoff berth but needs New Orleans to drop one of its final two in order to have a chance at winning the division.

FINAL INDIVIDUAL and TEAM STATISTICS

Carolina Panthers											Tampa Bay Buccaneers																																																																														
RUSHING											RUSHING																																																																														
	ATT	YDS	AVG	LG	TD		ATT	YDS	AVG	LG	TD		ATT	YDS	AVG	LG	TD		ATT	YDS	AVG	LG	TD																																																																		
C. Newton	14	52	3.7	17	1	P. Barber	13	51	3.9	34	0	P. Barber	13	51	3.9	34	0	D. Martin	6	7	1.2	4	0	J. Winston	3	6	2.0	3	0	J. Rodgers	1	2	2.0	2	0	C. Sims III	1	0	0.0	0	0	F. Whittaker	1	5	5.0	5	0	Total	24	66	2.8	34	0																																				
Total	31	115	3.7	17	1	Total	24	66	2.8	34	0																																																																														
PASSING											PASSING																																																																														
	ATT	CMP	YDS	SK/YD	TD	LG	IN	Rtg.		ATT	CMP	YDS	SK/YD	TD	LG	IN	Rtg.		ATT	CMP	YDS	SK/YD	TD	LG	IN	Rtg.																																																															
C. Newton	25	16	160	2/20	0	31	1	65.4	J. Winston	27	21	367	6/41	1	70	0	131.1	Total	27	21	367	6/41	1	70	0	131.1																																																															
D. Anderson	1	0	0	0/0	0	0	0	39.6	Total	27	21	367	6/41	1	70	0	131.1																																																																								
Total	26	16	160	2/20	0	31	1	63.0																																																																																	
PASS RECEIVING											PASS RECEIVING																																																																														
	NO	YDS	AVG	LG	TD		NO	YDS	AVG	LG	TD																																																																														
B. Bersin	3	45	15.0	23	0	M. Evans	6	107	17.8	30	0	C. Godwin	3	98	32.7	70	0	A. Humphries	3	51	17.0	36	0	K. Clay	2	24	12.0	13	0	C. Brate	3	13	4.3	8	0	F. Martino	2	57	28.5	39	0	D. Byrd	1	31	31.0	31	0	P. Barber	2	4	2.0	3	0	F. Whittaker	1	4	4.0	4	0	C. Sims III	1	19	19.0	19	0	J. Stewart	1	-1	-1.0	-1	0	B. Wilson	1	18	18.0	18	1	Total	16	160	10.0	31	0	Total	26	290	11.2	36	3
Total	16	160	10.0	31	0	Total	26	290	11.2	36	3																																																																														
INTERCEPTIONS											INTERCEPTIONS																																																																														
	NO	YDS	AVG	LG	TD		NO	YDS	AVG	LG	TD																																																																														
Total	0	0	0.0	0	0	K. Alexander	1	28	28.0	28	0	Total	1	28	28.0	28	0																																																																								
Total	0	0	0.0	0	0	Total	1	28	28.0	28	0																																																																														
PUNTING											PUNTING																																																																														
	NO	YDS	AVG	TB	IN20	LG		NO	YDS	AVG	TB	IN20	LG																																																																												
M. Palardy	3	119	39.7	0	2	46	B. Anger	1	50	50.0	0	0	50																																																																												
Total	3	119	39.7	0	2	46	Total	1	50	50.0	0	0	50																																																																												
Total	3	119	39.7	0	2	46	Total	1	50	50.0	0	0	50																																																																												
PUNT RETURNS											PUNT RETURNS																																																																														
	NO	YDS	AVG	FC	LG	TD		NO	YDS	AVG	FC	LG	TD																																																																												
K. Clay	1	3	3.0	0	3	0	A. Humphries	0	0	0.0	2	0	0	(DOWNED)	1	0	0.0	0	0	0																																																																					
Total	1	3	3.0	0	5	0	Total	0	0	0.0	2	0	0																																																																												
Total	1	3	3.0	0	5	0	Total	0	0	0.0	2	0	0																																																																												
KICKOFF RETURNS											KICKOFF RETURNS																																																																														
	NO	YDS	AVG	FC	LG	TD		NO	YDS	AVG	FC	LG	TD																																																																												
D. Byrd	3	146	48.7	0	103	1	C. Sims III	1	13	13.0	0	13	0	(TOUCHBACK)	5	0	0.0	0	0	0																																																																					
F. Whittaker	2	19	9.5	0	19	0	Total	1	13	13.0	0	13	0																																																																												
B. Cox	1	13	13.0	0	13	0	Total	1	13	13.0	0	13	0																																																																												
Total	6	178	29.7	0	103	1	Total	1	13	13.0	0	13	0																																																																												
Total	6	178	29.7	0	103	1	Total	1	13	13.0	0	13	0																																																																												
FUMBLES											FUMBLES																																																																														
	Own	Opp.	Out		Own	Opp.	Out																																																																																		
	Fum	Rec.	Yds	TD	FF	Rec.	Yds	TD	Bnds		Fum	Rec.	Yds	TD	FF	Rec.	Yds	TD	Bnds																																																																						
C. Newton	1	1	0	0	0	0	0	0	0	J. Winston	3	0	-1	0	0	0	0	0	0																																																																						
W. Horton	0	0	0	0	1	0	0	0	0	Total	3	0	-1	0	0	0	0	0	0																																																																						
K. Short	0	0	0	0	1	0	0	0	0																																																																																
J. Peppers	0	0	0	0	0	2	0	0	0																																																																																
B. Cox	0	0	0	0	0	1	15	0	0																																																																																
Total	1	1	0	0	2	3	15	0	0																																																																																
Total	1	1	0	0	2	3	15	0	0																																																																																

	PANTHERS	BUCS		PANTHERS	BUCS
TOTAL FIRST DOWNS	20	20	TOTAL RETURN YARDAGE (Not Including Kickoffs)	28	3
--By Rushing	8	3	--No. and Yards Punt Returns	1-3	0-0
--By Passing	9	12	--No. and Yards Kickoff Returns	6-178	1-13
--By Penalty	3	5	--No. and Yards Interception Returns	0-0	1-28
THIRD DOWN EFFICIENCY	4-13-31%	6-11-55%	PENALTIES Number and Yards	12-72	6-50
FOURTH DOWN EFFICIENCY	1-1-100%	0-0-0%	FUMBLES Number and Lost	1-0	3-3
TOTAL NET YARDS	255	392	TOUCHDOWNS	1	2
--Total Offensive Plays (inc. times thrown passing)	59	57	--Rushing	1	0
--Average gain per offensive play	4.3	6.9	--Passing	0	1
NET YARDS RUSHING	115	66	--Kickoff Returns	1	0
--Total Rushing Plays	31	24	EXTRA POINTS Made-Attempts	1-2	1-1
--Average gain per rushing play	3.7	2.8	--Kicking Made-Attempts	1-2	1-1
--Tackles for a loss-number and yards	0-0	3-10	FIELD GOALS Made-Attempts	3-3	4-5
NET YARDS PASSING	140	326	RED ZONE EFFICIENCY	1-5-20%	1-6-17%
--Times thrown - yards lost attempting to pass	2-20	6-41	GOAL TO GO EFFICIENCY	1-2-50%	0-2-0%
--Gross yards passing	160	367	SAFETIES	0	0
PASS ATTEMPTS-COMPLETIONS-HAD INTERCEPTED	26-16-1	27-21-0	FINAL SCORE	22	19
--Avg gain per pass play (inc.# thrown passing)	5.0	9.9	TIME OF POSSESSION	30:30	29:30
KICKOFFS Number-In End Zone-Touchbacks	6-5-5	6-3-0			
PUNTS Number and Average	3-39.7	1-50.0			
--Had Blocked	0	0			
--Net Punting Average	39.7	47.0			
FGs - PATs Had Blocked	0-1	0-0			

GAME 16 ATLANTA 22 – CAROLINA 10

December 31, 2017
Mercedes-Benz Stadium • Atlanta, GA

ATLANTA - It's not the way the Carolina Panthers would've liked to end 2017, but even after a 22-10 loss to the Falcons, Carolina will begin the new year with postseason play for the fourth time in five seasons. Quarterback Cam Newton and the Panthers offense never shifted out of first gear in the first half. After falling behind a touchdown on the Falcons' opening drive, Newton began the game 0-for-9 passing, the poorest start not only in his career but also in franchise history. The trend continued into the second quarter, but when Newton did finally complete his 10th attempted pass to running back Christian McCaffrey for minus-3 yards, it spurred Carolina's game-tying scoring drive. The Panthers moved the chains on fourth down and converted on third down three times during the drive, including a 27-yard completion to wide receiver Brenton Bersin on third-and-23. Ironically, Newton finished the drive completing all seven of his passes after finding wide receiver Devin Funchess in the end zone for a 4-yard score. That sent the teams to halftime tied at 7-7. Against Rivera's hopes, the Panthers suffered a three-and-out on the opening possession of second half while the Falcons converted field goals on each of their first three second-half drives to build a working margin. Down 16-7 at the start of the fourth quarter, Newton found Funchess for a 44-yard pickup through air, the largest gain of the game for either team. However, Carolina failed to capitalize on the big play and was forced to settle for 42-yard Graham Gano field goal. The score made it 16-10. The Falcons drove back down into Panthers' territory on the ensuing drive and rolled the dice on a 56-yard field goal attempt. To Carolina's dismay, Bryant's kick sailed through the uprights with distance to spare and all but ended the Panthers' hopes of topping the Falcons in the season finale. Atlanta added another field goal for insurance and intercepted Newton twice more to end Carolina's final two drives.

FINAL INDIVIDUAL and TEAM STATISTICS

Carolina Panthers										Atlanta Falcons									
RUSHING										RUSHING									
	ATT	YDS	AVG	LG	TD		ATT	YDS	AVG	LG	TD								
C. Newton	11	59	5.4	17	0	D. Freeman	11	23	2.1	5	0								
C. Artis-Payne	5	16	3.2	12	0	T. Coleman	11	23	2.1	6	0								
C. McCaffrey	6	14	2.3	8	0	M. Ryan	3	14	4.7	13	0								
F. Whittaker	1	0	0.0	0	0	M. Sanu	1	0	0.0	0	0								
K. Clay	1	-2	-2.0	-2	0														
Total	24	87	3.6	17	0	Total	26	60	2.3	13	0								
PASSING										PASSING									
	ATT	CMP	YDS	SK/YD	TD	LG	IN	Rtg.		ATT	CMP	YDS	SK/YD	TD	LG	IN	Rtg.		
C. Newton	34	14	180	2/19	1	44	3	31.5	M. Ryan	45	28	317	1/6	1	27	0	90.7		
Total	34	14	180	2/19	1	44	3	31.5	Total	45	28	317	1/6	1	27	0	90.7		
PASS RECEIVING										PASS RECEIVING									
	NO	YDS	AVG	LG	TD		NO	YDS	AVG	LG	TD								
C. McCaffrey	5	40	8.0	20	0	D. Freeman	9	85	9.4	26	1								
D. Funchess	2	48	24.0	44	1	M. Sanu	7	71	10.1	18	0								
B. Bersin	2	36	18.0	27	0	Ju. Jones	5	80	16.0	27	0								
E. Dickson	2	22	11.0	11	0	A. Hooper	3	35	11.7	24	0								
K. Clay	1	15	15.0	15	0	J. Hardy	2	32	16.0	17	0								
G. Olsen	1	10	10.0	10	0	T. Coleman	2	14	7.0	12	0								
F. Whittaker	1	9	9.0	9	0														
Total	16	160	10.0	31	0	Total	26	290	11.2	36	3								
INTERCEPTIONS										INTERCEPTIONS									
	NO	YDS	AVG	LG	TD		NO	YDS	AVG	LG	TD								
	0	0	0.0	0	0	K. Neal	1	19	19.0	19	0								
						R. Allen	1	4	4.0	4	0								
						R. Alford	1	0	0.0	0	0								
Total	0	0	0.0	0	0	Total	3	23	7.7	19	0								
PUNTING										PUNTING									
	NO	YDS	AVG	TB	IN20	LG		NO	YDS	AVG	TB	IN20	LG						
M. Palardy	7	329	47.0	0	0	60	M. Boshier	5	233	46.6	0	2	54						
Total	7	329	47.0	0	0	60	Total	5	233	46.6	0	2	54						
PUNT RETURNS										PUNT RETURNS									
	NO	YDS	AVG	FC	LG	TD		NO	YDS	AVG	FC	LG	TD						
K. Clay	2	15	7.5	3	8	0	A. Roberts	4	18	4.5	3	9	0						
Total	2	15	7.5	3	8	0	Total	4	18	4.5	3	9	0						
KICKOFF RETURNS										KICKOFF RETURNS									
	NO	YDS	AVG	FC	LG	TD		NO	YDS	AVG	FC	LG	TD						
K. Clay	1	19	19.0	0	19	0	[TOUCHDOWN]	3	0	0.0	0	0	0						
[TOUCHDOWN]	6	0	0.0	0	0	0													
Total	1	19	19.0	0	19	0	Total	3	0	0.0	0	0	0						
FUMBLES										FUMBLES									
	Own	Rec.	Yds	TD	Opp.	Rec.	Yds	TD	Bnds		Own	Rec.	Yds	TD	Opp.	Rec.	Yds	TD	Bnds
C. Newton	2	0	-6	0	0	0	0	0	0	J. Hardy	1	1	0	0	0	0	0	0	0
C. Artis-Payne	0	2	0	0	0	0	0	0	0	Total	1	1	0	0	0	0	0	0	0
M. Adams	0	0	0	0	1	0	0	0	0										
Total	2	2	-6	0	1	0	0	0	0										

	PANTHERS	FALCONS		PANTHERS	FALCONS
TOTAL FIRST DOWNS	15	20	TOTAL RETURN YARDAGE (Not Including Kickoffs)	15	41
--By Rushing	5	3	--No. and Yards Punt Returns	2-15	4-18
--By Passing	9	16	--No. and Yards Kickoff Returns	1-19	0-0
--By Penalty	1	1	--No. and Yards Interception Returns	0-0	3-23
THIRD DOWN EFFICIENCY	5-15-33%	6-16-38%	PENALTIES Number and Yards	5-35	7-60
FOURTH DOWN EFFICIENCY	1-1-100%	0-0-0%	FUMBLES Number and Lost	2-0	1-0
TOTAL NET YARDS	248	371	TOUCHDOWNS	1	1
--Total Offensive Plays (inc. times thrown passing)	60	72	--Rushing	0	0
--Average gain per offensive play	4.1	5.2	--Passing	1	1
NET YARDS RUSHING	87	60	--Kickoff Returns	0	0
--Total Rushing Plays	24	26	EXTRA POINTS Made-Attempts	1-1	1-1
--Average gain per rushing play	3.6	2.3	--Kicking Made-Attempts	1-1	1-1
--Tackles for a loss-number and yards	4-10	2-6	FIELD GOALS Made-Attempts	1-1	5-5
NET YARDS PASSING	161	311	RED ZONE EFFICIENCY	1-2-50%	1-5-20%
--Times thrown - yards lost attempting to pass	2-19	1-6	GOAL TO GO EFFICIENCY	1-2-50%	0-0-0%
--Gross yards passing	180	317	SAFETIES	0	0
PASS ATTEMPTS-COMPLETIONS-HAD INTERCEPTED	34-14-3	45-28-0	FINAL SCORE	10	22
--Avg gain per pass play (inc.# thrown passing)	4.5	6.8	TIME OF POSSESSION	25:18	34:42
KICKOFFS Number-In End Zone-Touchbacks	3-3-3	7-6-6			
PUNTS Number and Average	7-47.0	5-46.6			
--Had Blocked	0	0			
--Net Punting Average	44.4	43.6			
FGs - PATs Had Blocked	0-0	0-0			

WC ROUND NEW ORLEANS 31 – CAROLINA 26

January 7, 2018
Mercedes-Benz Superdome • New Orleans, LA

NEW ORLEANS - Carolina had its chances, but the Panthers couldn't keep up with New Orleans' high-powered passing game and suffered a 31-26 loss to the Saints in the NFC Wild Card round. Even after settling for field goals four times over the first three quarters, the Panthers had the ball just outside the red zone with less than a minute remaining with a chance to pull it out. The Panthers had battled back from a 24-12 deficit in the fourth quarter courtesy of two Cam Newton passing touchdowns - 14 yards to tight end Greg Olsen and 56 yards to running back Christian McCaffrey. Newton's offense set up first-and-10 at New Orleans' 21 with 46 seconds remaining in regulation. After an incomplete pass intended for wide receiver Devin Funchess, the Saints forced Newton into an intentional grounding penalty that cost Carolina 13 yards. Newton's second attempt to Funchess on third-and-23 fell incomplete once more, and on fourth down, he was pressured and ultimately sacked, ending Carolina's season. The Panthers produced 413 total yards, 24 first downs and converted on 47 percent of third downs. The Panthers kicked four field goals through the first three quarters while the Saints punched in three touchdowns. After the Panthers' defense forced two punts from the Saints on their first two possessions, wide receiver Kaelin Clay dropped a touchdown pass that would've gave the Panthers a 7-0 advantage in the first quarter. Kicker Graham Gano missed the subsequent 25-yard field goal attempt wide right, and within one play of getting the ball back, New Orleans took the lead 7-0. Saints quarterback Drew Brees connected with former Panthers receiver Ted Ginn Jr. for an 80-yard touchdown pass and like Ginn, who ran past the Panthers' secondary, New Orleans didn't look back. While Brees tossed two touchdown passes and fullback Zach Line rushed for another in the first half, Gano booted three field goals - 27, 39 and 58 yards - as Carolina finished 0-for-2 from the red zone in the opening half. The Panthers set a number of franchise playoff records as Newton finished the game with 349 passing yards and two touchdowns with no interceptions for a passer rating of 105.1, setting the record for most passing yards in a Panthers postseason game. Gano's 58-yard field goal before halftime was the longest in franchise history and tied for the longest in NFL postseason history.

FINAL INDIVIDUAL and TEAM STATISTICS

Carolina Panthers										New Orleans Saints																																					
RUSHING										RUSHING																																					
	ATT	YDS	AVG	LG	TD		ATT	YDS	AVG	LG	TD		ATT	YDS	AVG	LG	TD		ATT	YDS	AVG	LG	TD																								
J. Stewart	11	51	4.6	29	0	A. Kamara	10	23	2.3	5	1	M. Ingram	9	22	2.4	7	0	Z. Line	1	1	1.0	1	1	D. Brees	1	-1	-1.0	-1	0	T. Lewis	1	-4	-4.0	-4	0	F. Whittaker	1	3	3.0	3	0	Total	22	41	1.9	7	2
Total	26	107	4.1	29	0	Total	22	41	1.9	7	2																																				
PASSING										PASSING																																					
	ATT	CMP	YDS	SK/YD	TD	LG	IN	Rtg.		ATT	CMP	YDS	SK/YD	TD	LG	IN	Rtg.																														
C. Newton	40	24	349	4/43	2	56	0	105.1	D. Brees	33	23	376	1/7	2	80	1	115.2																														
D. Anderson	1	0	0	0/0	0	0	0	39.6	Total	33	23	376	1/7	2	80	1	115.2																														
Total	41	24	349	4/43	2	56	0	102.6	Total	33	23	376	1/7	2	80	1	115.2																														
PASS RECEIVING										PASS RECEIVING																																					
	NO	YDS	AVG	LG	TD		NO	YDS	AVG	LG	TD																																				
G. Olsen	8	107	13.4	24	1	M. Thomas	8	131	16.4	46	0																																				
C. McCaffrey	6	101	16.8	56	1	T. Ginn	4	115	28.8	80	1																																				
D. Funchess	4	79	19.8	24	0	B. Coleman	4	44	11.0	18	0																																				
K. Clay	3	32	10.7	21	0	J. Hill	3	49	16.3	25	1																																				
B. Bersin	2	27	13.5	19	0	M. Ingram	1	13	13.0	13	0																																				
E. Dickson	1	3	3.0	3	0	A. Kamara	1	10	10.0	10	0																																				
Total	24	349	14.5	56	2	W. Snead	1	7	7.0	7	0																																				
Total	24	349	14.5	56	2	Z. Line	1	7	7.0	7	0																																				
Total	24	349	14.5	56	2	Total	23	376	16.3	80	2																																				
INTERCEPTIONS										INTERCEPTIONS																																					
	NO	YDS	AVG	LG	TD		NO	YDS	AVG	LG	TD																																				
M. Adams	1	1	1.0	1	0	Total	0	0	0.0	0	0																																				
Total	0	0	0.0	0	0	Total	0	0	0.0	0	0																																				
PUNTING										PUNTING																																					
	NO	YDS	AVG	TB	IN20	LG		NO	YDS	AVG	TB	IN20	LG																																		
M. Palardy	3	145	42.7	0	1	53	T. Morstead	4	183	45.8	0	1	57																																		
Total	3	145	42.7	0	1	53	Total	4	183	45.8	0	1	57																																		
PUNT RETURNS										PUNT RETURNS																																					
	NO	YDS	AVG	FC	LG	TD		NO	YDS	AVG	FC	LG	TD																																		
K. Clay	2	11	5.5	1	12	0	T. Lewis	2	17	8.5	1	11	0																																		
C. McCaffrey	0	0	0.0	1	0	0	Total	2	17	8.5	1	11	0																																		
Total	2	11	5.5	1	12	0	Total	2	17	8.5	1	11	0																																		
KICKOFF RETURNS										KICKOFF RETURNS																																					
	NO	YDS	AVG	FC	LG	TD		NO	YDS	AVG	FC	LG	TD																																		
(TOUCHDOWN)	6	0	0.0	0	0	0	(TOUCHDOWN)	6	0	0.0	0	0	0																																		
Total	6	0	0.0	0	0	0	Total	6	0	0.0	0	0	0																																		
FUMBLES										FUMBLES																																					
	Own	Opp.	Out		Own	Opp.	Out																																								
Fum	Rec.	Yds	TD	Ff	Rec.	Yds	TD	Fum	Rec.	Yds	TD	Ff	Rec.	Yds	TD																																
M. Adams	1	0	0	0	0	0	0	0	B. Coleman	1	0	0	0	0	0	0	0																														
K. Coleman	0	0	0	0	1	0	0	0	M. Ingram	0	1	0	0	0	0	0	0																														
Total	1	0	0	0	1	0	0	0	A. Kamara	0	0	0	0	1	0	0	0																														
Total	1	0	0	0	1	0	0	0	Total	1	1	0	0	1	0	0	0																														

	PANTHERS	SAINTS		PANTHERS	SAINTS
TOTAL FIRST DOWNS	24	21	TOTAL RETURN YARDAGE (Not Including Kickoffs)	12	17
--By Rushing	5	3	--No. and Yards Punt Returns	2-11	2-17
--By Passing	16	17	--No. and Yards Kickoff Returns	0-0	0-0
--By Penalty	3	1	--No. and Yards Interception Returns	1-1	0-0
THIRD DOWN EFFICIENCY	8-17-47%	2-8-25%	PENALTIES Number and Yards	2-18	7-96
FOURTH DOWN EFFICIENCY	1-2-50%	0-1-0%	FUMBLES Number and Lost	1-0	1-0
TOTAL NET YARDS	413	410	TOUCHDOWNS	2	4
--Total Offensive Plays (inc. times thrown passing)	71	56	--Rushing	0	2
--Average gain per offensive play	5.8	7.3	--Passing	2	2
NET YARDS RUSHING	107	41	--Kickoff Returns	0	0
--Total Rushing Plays	26	22	EXTRA POINTS Made-Attempts	2-2	4-4
--Average gain per rushing play	4.1	1.9	--Kicking Made-Attempts	2-2	4-4
--Tackles for a loss-number and yards	2-2	4-10	FIELD GOALS Made-Attempts	4-5	1-1
NET YARDS PASSING	306	369	RED ZONE EFFICIENCY	1-4-25%	3-3-100%
--Times thrown - yards lost attempting to pass	4-43	1-7	GOAL TO GO EFFICIENCY	0-1-0%	3-3-100%
--Gross yards passing	349	376	SAFETIES	0	0
PASS ATTEMPTS-COMPLETIONS-HAD INTERCEPTED	41-24-0	33-23-1	FINAL SCORE	26	31
--Avg gain per pass play (inc.# thrown passing)	6.8	10.9	TIME OF POSSESSION	33:49	26:11
KICKOFFS Number-In End Zone-Touchbacks	6-6-6	6-6-6			
PUNTS Number and Average	3-48.3	4-45.8			
--Had Blocked	0	0			
--Net Punting Average	42.7	43.0			
FGs - PATs Had Blocked	0-0	0-0			



***UPDATED
PLAYER
BIOGRAPHIES***

DEFENSIVE LINE



MARIO ADDISON

Ht: 6-3 Wt: 260 Exp: 7
 Troy Aqd: FA '12
 Career GP/GS: (94/20) [4/1]

ADDISON CAREER STATISTICS

YR	Team	G/GS	TOT	T	A	SACK	YDS	INT	LG	TD	PD	FF	FR	Yds
2011	Chi./Ind	6/0	5	1	4	0.0	0.0	0	0	0	0	0	0	0
2012	Ind./Was./Car.	12/1	4	4	0	1.0	5.0	0	0	0	0	1	1	0
2013	Carolina	16/2	14	8	6	2.5	20.5	0	0	0	0	1	1	0
2014	Carolina	16/0	21	13	8	6.5	59.5	0	0	0	0	1	2	0
2015	Carolina	14/0	19	11	8	6.0	27.0	0	0	0	1	0	0	0
2016	Carolina	14/1	26	21	5	9.5	49.5	0	0	0	1	2	1	0
2017	Carolina	16/16	50	35	15	11.0	70.5	0	1	0	0	2	0	0
Total		94/20	139	95	46	36.5	240.0	0	0	0	2	7	5	0

REGULAR SEASON HIGHLIGHTS:

- Recorded his first sack of the season in Week 2 vs. Buffalo (9/17/17).
- Notched a strip-sack on Lions' Quarterback Matt Stafford in Week 5 at Detroit (10/12/17).
- Posted season-high 1.5 sacks at Tampa Bay in Week 8 (10/29/17).
- Recorded second forced fumble of the season in Week 14 vs. Minnesota (12/10/17).
- Tied for 11th in the NFL in sacks (11.0).

SINGLE-GAME CAREER HIGHS

TACKLES 6 vs. New Orleans (9/24/17)
SACKS 2.5 vs. Detroit (9/14/14)
FORCED FUMBLES 1 7x, last vs. Minnesota (12/10/17)
FUMBLE RECOVERIES 1 5x, last vs. New Orleans (11/17/16)

GP/GS/DNP/IA: (16/16/0/0) [1/1/0/0]

SEASON NOTES: (9/10 at SAN FRANCISCO)...Started at defensive end...Tallied two tackles and three quarterback pressures...**(9/17 vs BUFFALO)**...Started at defensive end...Recorded four tackles, two quarterback pressures and one sack, his first of the season...**(9/24 vs NEW ORLEANS)**...Started at defensive end...Notched six tackles and one sack...Brought down Saints Quarterback Drew Brees for a seven-yard loss in the second quarter...**(10/1 at NEW ENGLAND)**...Started at defensive end and recorded two tackles and two quarterback pressures...**(10/8 at DETROIT)**...Started at defensive end...Tallied three tackles, one sack, one forced fumble and one pass defense...Recorded a strip-sack for an eight-yard loss in the second quarter...**(10/12 vs PHILADELPHIA)**...Started at defensive end and recorded two tackles...**(10/22 at CHICAGO)**...Started at defensive end...Tallied four tackles and one sack...**(10/29 at TAMPA BAY)**...Started at defensive end...Recorded five tackles, 1.5 sacks and three quarterback pressures...Combined with Defensive tackle Kyle Love on a seven-yard split-sack of Buccaneers Quarterback Jameis Winston in the third quarter...Sacked Winston again in the fourth quarter for a nine-yard loss on Tampa Bay's final drive of the game... **(11/5 vs ATLANTA)**...Started at defensive end and tallied four tackles, one sack and two quarterback pressures...Brought down Falcons Quarterback Matt Ryan for a six-yard loss on the final play of the third quarter...**(11/13 vs MIAMI)**...Started at defensive end...Tallied two tackles and three quarterback hurries...**(11/26 at NEW YORK JETS)**...Started at defensive end...Recorded two tackles, three quarterback pressures and one sack...**(12/3 at NEW ORLEANS)**...Started at defensive end and recorded three tackles, one sack and a team-high five quarterback pressures...Sacked Saints Quarterback Drew Brees for a seven-yard loss in the second quarter...**(12/10 vs. MINNESOTA)**...Tallied three tackles, one sack, one forced fumble and three quarterback pressures...Recorded second forced fumble of the season on a third quarter strip-sack...**(12/17 vs. GREEN BAY)**...Started at defensive end...Recorded two tackles, three quarterback pressures and one half-sack...Combined with defensive end Julius Peppers to bring down Packers Quarterback Aaron Rodgers for a 10-yard loss in the fourth quarter for his 10th sack on the season...**(12/24 vs. TAMPA BAY)**...Started at defensive end...Tallied four tackles, five quarterback pressures and a split-sack...**(12/31 at ATLANTA)**...Started at defensive end...Recorded two tackles, a split-sack and a career-high eight quarterback pressures.

POSTSEASON: (1/7 at NEW ORLEANS)...Started at defensive end...Did not record any statistics.



VERNON BUTLER

Ht: 6-4 Wt: 330 Exp: 2
Louisiana Tech Aqd: D1 '16
Career GP/GS: (24/0) [1/0]

BUTLER CAREER STATISTICS

YR	Team	G/GS	TOT	T	A	SACK	YDS	INT	LG	TD	PD	FF	FR	Yds
2016	Carolina	10/0	11	8	3	1.5	11.0	0	0	0	2	0	1	0
2017	Carolina	14/0	14	10	4	0.0	0.0	0	0	0	1	0	0	0
Total		24/0	25	18	7	1.5	11.0	0	0	1	1	0	1	0

GP/GS/DNP/IA: (14/0/0/2) [1/0/0/0]

SEASON NOTES: (9/10 at SAN FRANCISCO)...Inactive with a knee injury... **(9/17 vs. BUFFALO)**...Served as a reserve defensive tackle...Notched one tackle... **(9/24 vs. NEW ORLEANS)**...Served as a reserve defensive tackle...Recorded one tackle... **(10/1 at NEW ENGLAND)**...Served as a reserve defensive tackle...Tallied one tackle... **(10/8 at DETROIT)**...Inactive... **(10/12 vs PHILADELPHIA)**...Saw action as a reserve defensive tackle...Recorded one tackle and one quarterback pressure... **(10/22 at CHICAGO)**...Saw action as a reserve defensive tackle...Tallied one tackle... **(10/29 at TAMPA BAY)**...Served as a reserve defensive tackle...Recorded one quarterback pressure... **(11/5 vs ATLANTA)**...Served as a reserve defensive tackle...Did not record any statistics... **(11/13 vs MIAMI)**...Served as a reserve defensive tackle and recorded two tackles... **(11/26 at NEW YORK JETS)**...Served as a reserve defensive tackle...Recorded three tackles and one pass defense... **(12/3 at NEW ORLEANS)**...Saw action as a reserve defensive tackle...Did not record any statistics...**(12/10 vs. MINNESOTA)**...Recorded two tackles and one quarterback pressure as a reserve defensive tackle...**(12/17 vs. GREEN BAY)**...Saw action as a reserve defensive tackle...Tallied two quarterback pressures...**(12/24 vs. TAMPA BAY)**...Saw action as a reserve defensive tackle and recorded one tackle and two quarterack pressures...**(12/31 at ATLANTA)**...Tallied one tackle and a season-high four quarterback pressures.

POSTSEASON: (1/7 at NEW ORLEANS)...Saw action as a reserve defensive tackle...Recorded one quarterback pressure.

SINGLE-GAME CAREER HIGHS

TACKLES 3 at New York Jets (11/26/17)
SACKS 1.0 at Denver (9/8/16)
PASSES DEFENSED 1 3x, last at New York Jets (11/26/17)
FUMBLE RECOVERIES 1 at Tampa Bay (1/1/17)



BRYAN COX JR.

Ht: 6-3 Wt: 270 Exp: R
Florida Aqd: FA '17
Career GP/GS: (7/0) [1/0]

COX JR. CAREER STATISTICS

YR	Team	G/GS	TOT	T	A	SACK	YDS	INT	LG	TD	PD	FF	FR	Yds
2017	Carolina	7/0	5	4	1	0.0	0	0	0	0	0	0	1	15
Total		7/0	5	4	1	0.0	0	0	0	0	0	0	1	15

GP/GS/DNP/IA: (7/0/0/6) [1/0/0/0]

SEASON NOTES: (9/30)...Signed to the active roster from Carolina's practice squad... **(10/1 at NEW ENGLAND)**...Inactive... **(10/8 at DETROIT)**...Saw action as a reserve defensive end in NFL debut...Did not record any statistics... **(10/12 vs PHILADELPHIA)**...Inactive... **(10/22 at CHICAGO)**...Served as a reserve defensive end...Tallied one tackle, the first of his career... **(10/29 at TAMPA BAY)**...Inactive... **(11/5 vs ATLANTA)**...Inactive... **(11/13 vs MIAMI)**...Inactive...**(11/26 at NEW YORK JETS)**...Inactive... **(12/3 at NEW ORLEANS)**...Saw action as a reserve defensive end...Tallied one tackle...**(12/10 vs. MINNESOTA)**...Saw action as a reserve defensive end and tallied one quarterback pressure...**(12/17 vs. GREEN BAY)**...Saw action as a reserve defensive end...Recorded a career-high two tackles...Added one quarterback pressure...**(12/24 vs. TAMPA BAY)**...Saw action as a reserve defensive end...Recorded one quarterback pressure and tallied first career fumble recovery...Scooped up a Jameis Winston fumble on Tampa Bay's opening drive of the game and returned the ball 15 yards to the Tampa Bay 15-yard line...**(12/31 at ATLANTA)**...Saw action as a reserve defensive end and tallied one tackle and a season-high three quarterback pressures.

POSTSEASON: (1/7 at NEW ORLEANS)...Saw action as a reserve defensive end...Recorded one tackle.

SINGLE-GAME CAREER HIGHS

TACKLES 2 vs. Green Bay (12/17/17)
FUMBLES RECOVERED 1 vs. Tampa Bay (12/24/17)



WES HORTON

Ht: 6-5 Wt: 265 Exp: 5
Southern California Aqd: FA '16
Career GP/GS: (61/30) [3/2]

HORTON CAREER STATISTICS

YR	Team	G/GS	TOT	T	A	SACK	YDS	INT	LG	TD	PD	FF	FR	Yds
2013	Carolina	10/0	8	7	1	2.0	9.0	0	0	0	0	0	0	0
2014	Carolina	16/15	26	17	9	3.0	17.0	0	0	0	1	1	0	0
2015	Carolina	8/2	8	6	2	1.0	3.0	0	0	0	0	0	0	0
2016	Carolina	11/10	13	8	5	2.5	11.5	0	0	0	0	2	2	4
2017	Carolina	16/0	17	13	4	5.5	35.5	0	0	0	0	3	0	0
Total		61/30	72	51	21	14.0	76.0	0	0	0	1	6	2	4

REGULAR SEASON HIGHLIGHTS:

- Recorded his first sack of the season in Week 9 vs. Atlanta (11/5/17).
- Recorded a strip-sack on Jets Quarterback Josh McCown in Week 12 at New York (11/26/17), resulting in a 34-yard go-ahead touchdown by linebacker Luke Kuechly.


GP/GS/DNP/IA: (16/0/0/0) [1/1/0/0]

SEASON NOTES: (9/10 at SAN FRANCISCO)...Saw action as a reserve defensive end...Tallied two tackles, one sack, one forced fumble and one quarterback pressure...Recorded a strip-sack on 49ers quarterback Brian Hoyer in the first quarter, setting the Panthers up for a touchdown on the ensuing drive... **(9/17 vs BUFFALO)**...Served as a reserve defensive end...Recorded one tackle and one quarterback pressure... **(9/24 vs NEW ORLEANS)**...Served as a reserve defensive end...Recorded one tackle and one quarterback pressure... **(10/1 at NEW ENGLAND)**...Served as a reserve defensive end...Recorded one tackle and one quarterback pressure... **(10/8 at DETROIT)**...Saw action as a reserve defensive end...Tallied one tackle and one quarterback pressure... **(10/12 vs PHILADELPHIA)**...Saw action as a reserve defensive end...Did not record any statistics... **(10/22 at CHICAGO)**...Saw action as a reserve defensive end...Did not record any statistics... **(10/29 at TAMPA BAY)**...Served as a reserve defensive end...Recorded one quarterback pressure... **(11/5 vs ATLANTA)**...Saw action as a reserve defensive end and tallied one tackle and one sack...Notched second sack of the season in the third quarter, dropping Quarterback Matt Ryan for a five-yard loss... **(11/13 vs MIAMI)**...Served as a reserve defensive end...Tallied one quarterback pressure... **(11/26 at NEW YORK JETS)**...Recorded four tackles, one sack and one forced fumble...Tallied a strip-sack on Jets Quarterback Josh McCown in the fourth quarter, resulting in a 34-yard fumble return for a touchdown by linebacker Luke Kuechly... **(12/3 at NEW ORLEANS)**...Saw action as a reserve defensive end...Did not record any statistics... **(12/10 vs. MINNESOTA)**...Saw action as a reserve defensive end and tallied one tackle and one quarterback pressure... **(12/17 vs. GREEN BAY)**...Recorded one tackle, one sack and one quarterback pressure...Brought down Packers Quarterback Aaron Rodgers for a seven-yard loss in the fourth quarter... **(12/24 vs. TAMPA BAY)**...Saw action as a reserve defensive end...Tallied a season-high 1.5 sacks...Credited with a strip-sack on Quarterback Jameis Winston on the Buccaneers' opening drive of the game...Defensive end Bryan Cox Jr. recovered the fumble and returned it to the Tampa Bay 33-yard line... **(12/31 at ATLANTA)**...Tallied two tackles and one quarterback pressure as a reserve defensive end.

POSTSEASON: (1/7 at NEW ORLEANS)...Saw action as a reserve defensive end...Did not record any statistics.

SINGLE-GAME CAREER HIGHS

TACKLES	4	3x times, last at New York Jets (11/26/17)
SACKS	2.0	vs. Tampa Bay (12/1/13)
FORCED FUMBLES	1	6x times, last vs. Tampa Bay (12/24/17)



CHARLES JOHNSON

Ht: 6-2 Wt: 275 Exp: 11
Georgia Aqd: D3 '07
Career GP/GS: (143/114) [8/7]

JOHNSON CAREER STATISTICS

YR	Team	G/GS	TOT	T	A	SACK	YDS	INT	LG	TD	PD	FF	FR	Yds
2007	Carolina	3/2	4	2	2	0.0	0	0	0	0	1	0	0	0
2008	Carolina	16/0	30	20	10	6.0	49.5	0	0	0	7	1	1	0
2009	Carolina	13/2	28	18	10	4.0	39.0	0	0	0	6	3	0	0
2010	Carolina	16/16	73	57	18	11.5	92.0	0	0	0	3	1	0	0
2011	Carolina	15/15	39	25	14	9.0	62.0	0	0	0	2	1	0	0
2012	Carolina	16/16	46	35	11	12.5	99.5	0	0	0	3	7	1	0
2013	Carolina	14/14	33	24	9	11.0	72.0	0	0	0	0	1	1	0
2014	Carolina	16/16	43	33	10	8.5	54.5	0	0	0	2	3	1	0
2015	Carolina	9/9	15	7	8	1.0	1.0	0	0	0	1	0	0	0
2016	Carolina	13/13	24	19	5	4.0	24.5	0	0	0	2	3	0	0
2017	Carolina	12/11	17	9	8	0.0	0.0	0	0	0	1	0	0	0
Total		143/114	352	249	94	67.5	494.0	0	0	0	25	19	4	0

GP/GS/DNP/IA: (12/11/0/0) [0/0/0/1]

SEASON NOTES: (9/10 at SAN FRANCISCO)...Started at defensive end and tallied one tackle... **(9/17 vs BUFFALO)**...Started at defensive end and notched two tackles and one quarterback pressure... **(9/24 vs NEW ORLEANS)**...Started at defensive end...Tallied two tackles and two quarterback pressures... **(10/1 at NEW ENGLAND)**...Started at defensive end...Did not record any statistics... **(10/8 at DETROIT)**...Started at defensive end...Tallied three quarterback pressures... **(10/12 vs PHILADELPHIA)**...Started at defensive end and recorded season-bests of four tackles and four quarterback pressures... **(10/22 at CHICAGO)**...Started at defensive end...Recorded one tackle... **(10/29 at TAMPA BAY)**...Started at defensive end...Tallied three quarterback pressures... **(11/5 vs ATLANTA)**...Started at defensive end and recorded three tackles... **(11/13 vs MIAMI)**...Started at defensive end...Tallied two tackles and one pass defense... **(11/26 at NEW YORK JETS)**...Started at defensive end and recorded two tackles... **(12/1)**...Suspended four games for violation of performance enhancing substances... **(12/31 at ATLANTA)**...Returned from suspension and saw action as a reserve defensive end.

POSTSEASON: (1/7 at NEW ORLEANS)...Inactive.

SINGLE-GAME CAREER HIGHS

TACKLES	8	vs. Seattle (10/26/14)
SACKS	3.5	at Atlanta (9/30/12)
FORCED FUMBLES	2	3x, last vs. Denver (11/11/12)
FUMBLE RECOVERIES	1	4x, last vs. Chicago (10/5/14)



STAR LOTULELEI

Ht: 6-2 Wt: 315 Exp: 5
Utah Aqd: D1 '13
Career GP/GS: (76/75) [6/6]

98



KYLE LOVE

Ht: 6-1 Wt: 310 Exp: 6
Mississippi State Aqd: FA '16
Career GP/GS: (84/28) [11/4]

93

LOTULELEI CAREER STATISTICS

YR	Team	G/GS	TOT	T	A	SACK	YDS	INT	LG	TD	PD	FF	FR
2013	Carolina	16/16	47	35	12	3.0	20.0	0	0	0	0	0	0
2014	Carolina	14/13	27	23	4	2.0	9.0	0	0	0	1	0	0
2015	Carolina	14/14	25	15	10	1.0	8.0	0	0	0	1	1	1
2016	Carolina	16/16	28	16	12	4.0	18.0	0	0	0	1	1	0
2017	Carolina	16/16	26	15	11	1.5	9.5	0	0	1	0	0	1
Total		76/75	153	104	49	11.5	64.5	0	0	0	3	2	2

CAREER HONORS:

- NFC Defensive Player of the Week (2016, Week 8)
- PFWA All-Rookie (2013)

GP/GS/DNP/IA: (16/16/0/0) [1/1/0/0]

SEASON NOTES: (9/10 at SAN FRANCISCO)...Started at defensive tackle and tallied three tackles and one fumble recovery...Recovered a fumble in the first quarter following a Wes Horton strip-sack on 49ers quarterback Brian Hoyer...**(9/17 vs BUFFALO)**...Started at defensive tackle and recorded three tackles and two quarterback pressures...**(9/24 vs NEW ORLEANS)**...Started at defensive end...Recorded one quarterback...**(10/1 at NEW ENGLAND)**...Started at defensive tackle...Did not record any statistics...**(10/8 at DETROIT)**...Started at defensive tackle...Tallied four tackles and one quarterback pressure...**(10/12 vs PHILADELPHIA)**...Started at defensive tackle...Recorded one tackle...**(10/22 at CHICAGO)**...Started at defensive tackle...Posted two tackles...**(10/29 at TAMPA BAY)**...Started at defensive tackle and recorded one quarterback pressure...**(11/5 vs ATLANTA)**...Started at defensive tackle...Recorded one tackle and one quarterback pressure...**(11/13 vs MIAMI)**...Started at defensive tackle and tallied one tackle and one quarterback pressure...**(11/26 at NEW YORK JETS)**...Started at defensive tackle and tallied three tackles...**(12/3 at NEW ORLEANS)**...Started at defensive tackle...Recorded two tackles...**(12/10 vs. MINNESOTA)**...Started at defensive tackle and recorded two quarterback pressures...**(12/17 vs. GREEN BAY)**...Started at defensive tackle...Recorded three tackles, one half-sack and one quarterback pressure...Combined with linebacker Thomas Davis to bring down Packers Quarterback Aaron Rodgers for a nine-yard loss in the fourth quarter...**(12/24 vs. TAMPA BAY)**...Started at defensive tackle...Tallied three tackles and one split-sack...**(12/31 at ATLANTA)**...Started at defensive tackle...Did not record any statistics.

POSTSEASON: (1/7 at NEW ORLEANS)...Started at defensive tackle...Recorded one tackle and one quarterback pressure.

SINGLE-GAME CAREER HIGHS

TACKLES	7	at Atlanta (12/28/14)
SACKS	3.0	vs. Arizona (10/30/16)
FORCED FUMBLES	1	2x, last vs. Arizona (10/30/16)
FUMBLE RECOVERIES	1	2x, last at San Francisco (9/10/17)

LOVE CAREER STATISTICS

YR	Team	G/GS	TOT	T	A	SACK	YDS	INT	LG	TD	PD	FF	FR	Yds
2010	N.E.	9/1	7	5	2	1.0	4.0	0	0	0	1	0	0	0
2011	N.E.	16/13	33	20	13	3.0	14.0	0	0	0	0	0	1	0
2012	N.E.	16/11	25	11	14	1.5	4.0	0	0	0	0	0	0	0
2013	K.C./Jac.	2/0	4	1	3	0.0	0.0	0	0	0	0	0	0	0
2014	Carolina	0/0	0	0	0	0.0	0.0	0	0	0	0	0	0	0
2015	Carolina	15/2	19	13	6	3.0	23.0	0	0	0	0	0	1	0
2016	Carolina	10/1	19	11	8	1.5	11.0	0	0	0	0	1	1	0
2017	Carolina	16/0	16	10	6	3.5	26.5	0	0	0	0	0	0	0
Total		84/28	123	71	52	13.5	82.5	0	0	0	1	1	3	0

REGULAR SEASON HIGHLIGHTS:

- Recorded his first sack of the season in Week 7 at Chicago (10/22/17).


GP/GS/DNP/IA: (16/0/0/0) [1/0/0/0]

SEASON NOTES: (9/10 at SAN FRANCISCO)...Saw action as a reserve defensive tackle...Tallied one solo tackle...**(9/17 vs BUFFALO)**...Saw action as a reserve defensive tackle and notched one tackle and two quarterback pressures...**(9/24 vs NEW ORLEANS)**...Served as a reserve defensive tackle...Did not record any statistics...**(10/1 at NEW ENGLAND)**...Saw action as a reserve defensive end...Tallied one quarterback pressure...**(10/8 at DETROIT)**...Served as a reserve defensive tackle...Recorded one quarterback pressure...**(10/12 vs PHILADELPHIA)**...Served as a reserve defensive tackle...Did not record any statistics...**(10/22 at CHICAGO)**...Saw action as a reserve defensive tackle...Recorded one tackle and one sack...Brought down Bears Quarterback Mitchell Trubisky for a six-yard loss in the third quarter...**(10/29 at TAMPA BAY)**...Served as a reserve defensive tackle...Tallied two tackles, one half-sack and one quarterback pressure...Combined with DE Mario Addison to bring down Buccaneers Quarterback Jameis Winston for a seven-yard loss in the third quarter...**(11/5 vs ATLANTA)**...Saw action as a reserve defensive tackle...Recorded one tackle and one quarterback pressure...**(11/13 vs MIAMI)**...Saw action as a reserve defensive tackle and tallied one tackle...**(11/26 at NEW YORK JETS)**...Saw action as a reserve defensive tackle and recorded one tackle...**(12/3 at NEW ORLEANS)**...Recorded three tackles and one sack...Brought down Saints Quarterback Drew Brees for a 10-yard loss in the fourth quarter...**(12/10 vs. MINNESOTA)**...Saw action as a reserve defensive tackle...Tallied one tackle, one sack and one quarterback pressure...Brought down Vikings Quarterback Case Keenum for a seven-yard loss in the third quarter...**(12/17 vs. GREEN BAY)**...Saw action as a reserve defensive tackle...Recorded one quarterback pressure...**(12/24 vs. TAMPA BAY)**...Saw action as a reserve defensive tackle...Recorded two tackles and two quarterback pressures...**(12/31 at ATLANTA)**...Saw action as a reserve defensive tackle...Tallied two tackles.

POSTSEASON: (1/7 at NEW ORLEANS)...Saw action as a reserve defensive tackle...Did not record any statistics.

SINGLE-GAME CAREER HIGHS

TACKLES	4	8x, last at Tampa Bay (1/1/17)
SACKS	1.0	11x, last vs. Minnesota (12/10/17)
FUMBLE RECOVERIES	1	3x, last at Washington (12/19/16)
FORCED FUMBLES	1	at Washington (12/19/16)



JULIUS PEPPERS

Ht: 6-7 Wt: 295 Exp: 16
North Carolina Aqd: UFA '17
Career GP/GS: (250/233) [18/18]

TEAM RECORDS:

- All-time leader in sacks (92.0)
- Most forced fumbles (31)
- Most blocked field goals (8)
- Longest interception return in a game (97 yards, at Denver, 10/10/04)

CAREER HONORS:

- NFL Defensive Player of the Year (2002)
- 3x AP First Team All-Pro (2010, 2006, 2004)
- AP Second Team All-Pro (2009)
- NFL All-Decade Team (2000s)
- 9x Pro Bowl (2015, 2012, 2011, 2010, 2009, 2008, 2006, 2005, 2004)
- 4x NFC Defensive Player of the Month
- 5x NFC Defensive Player of the Week

REGULAR SEASON HIGHLIGHTS:

- Recorded two sacks vs. Buffalo (9/17/17), marking his first multi-sack game since he had 1.5 for the Packers against Minnesota (9/18/16).
- Recorded two sacks at New England (10/1/17), his second multi-sack game of the season.
- Tallied one sack vs. Philadelphia (10/12/17), marking his 150th career sack, becoming the only player in NFL history with at least 150 sacks and 10 interceptions.
- Recorded his 151st career sack in Week 8 at Tampa Bay (10/29/17), surpassing Chris Doleman (150.5) for the fourth-most sacks in NFL history.
- In Week 15 vs. Green Bay (12/17/17), notched 10th sack of the season, joining Bruce Smith, Reggie White and Kevin Greene as the only players in NFL history with 10 10-sack seasons.
- Ended the regular season tied for 11th in the NFL in sacks (11.0).

GP/GS/DNP/IA: (16/5/0/0) [1/1/0/0]

SEASON NOTES: (9/10 at SAN FRANCISCO)...Saw action as a reserve defensive end...Tallied one tackle and a half-sack...Combined with Star Lotulelei to bring down 49ers quarterback Brian Hoyer for a four-yard loss in the second quarter... **(9/17 vs BUFFALO)**...Saw action as a reserve defensive end...Recorded six tackles and two sacks...Brought down Bills quarterback Tyrod Taylor on Buffalo's opening drive of the second half...Notched second sack of the game on the following drive, bringing Taylor down for a nine-yard loss... **(9/24 vs NEW ORLEANS)**...Saw action as a reserve defensive tackle...Recorded one quarterback pressure... **(10/1 at NEW ENGLAND)**...Saw action at defensive end...Recorded two quarterback pressures and two sacks, Peppers' second multi-sack game of the season...Brought down Patriots quarterback Tom Brady for a six-yard loss in the second quarter and added a second sack in the third quarter, tackling Brady for a five-yard loss... **(10/8 at DETROIT)**...Served as a reserve defensive end...Recorded four tackles, one sack and two quarterback hurries...Brought down Quarterback Matt Stafford for a six-yard loss in the third quarter... **(10/12 vs PHILADELPHIA)**...Served as a reserve defensive end...Recorded one tackle, one sack, one forced fumble and one quarterback hurry...Notched his 150th career sack on Philadelphia's opening drive of the game, forcing a strip-sack on Quarterback Carson Wentz...Became the only player in NFL history with 150 sacks and 10 interceptions... **(10/22 at CHICAGO)**...Served as a reserve defensive end...Recorded two tackles and one quarterback pressure... **(10/29 at TAMPA BAY)**...Saw action as a reserve defensive end and recorded two tackles, one sack and one forced fumble...With a strip-sack of Buccaneers Quarterback Jameis Winston in the second quarter, Peppers pushed his career sack total to 151.0, passing Chris Doleman (150.5) for fourth-most in NFL history...Strip-sack

PEPPERS CAREER STATISTICS

YR	Team	G/GS	TOT	T	A	SACK	YDS	INT	LG	TD	PD	FF	FR	YDS
2002	Carolina	12/12	54	37	17	12.0	78	1	21	0	4	5	0	0
2003	Carolina	16/16	65	48	17	7.0	39	0	0	0	6	3	0	0
2004	Carolina	16/16	85	63	22	11.0	71	2	97	1	6	4	1	60
2005	Carolina	16/16	70	46	24	10.5	61.5	0	0	0	4	2	1	10
2006	Carolina	16/16	75	61	14	13.0	89	0	0	0	6	3	2	0
2007	Carolina	14/14	55	37	18	2.5	22.5	1	0	0	3	3	2	0
2008	Carolina	16/16	63	41	22	14.5	82.5	0	0	0	7	5	0	0
2009	Carolina	16/14	56	35	21	10.5	52.5	2	13t	1	4	5	1	0
2010	Chicago	16/16	64	47	17	8.0	54	2	1	0	7	3	0	0
2011	Chicago	16/16	43	31	12	11.0	60	0	0	0	1	3	2	0
2012	Chicago	16/16	43	33	10	11.5	73.5	0	0	0	0	1	4	6
2013	Chicago	16/16	47	35	12	7.0	44	1	14	0	4	2	1	42
2014	Green Bay	16/16	45	33	12	7.0	41.5	2	52t	2	11	4	3	2
2015	Green Bay	16/16	42	31	11	10.5	57	0	0	0	0	2	0	0
2016	Green Bay	16/11	30	22	8	7.5	47.5	0	0	0	3	2	1	0
2017	Carolina	16/5	33	27	6	11.0	61.0	0	0	0	0	2	2	0
Total		250/233	870	627	243	154.5	934.5	11	97	4	66	49	20	120

added to Peppers' franchise-leading forced fumbles total of 31... **(11/5 vs ATLANTA)**...Served as a reserve defensive end...Tallied two tackles and one quarterback pressure... **(11/13 vs MIAMI)**...Served as a reserve defensive end...Recorded one tackle and two quarterback pressures...**(11/26 at NEW YORK JETS)**...Recorded three tackles and one sack as a reserve defensive end...Sacked Jets Quarterback Josh McCown for an 8-yard loss in the fourth quarter... **(12/3 at NEW ORLEANS)**...Started at defensive end and tallied one tackle...**(12/10 vs. MINNESOTA)**...Started at defensive end and recorded two tackles, one sack and one quarterback pressure...Brought down Vikings Quarterback Case Keenum for a six-yard loss in the second quarter... **(12/17 vs. GREEN BAY)**...Started at defensive end and tallied two tackles and one half-sack...Combined with Mario Addison to bring down Packers Quarterback Aaron Rodgers for a 10-yard sack...Brought season sack total to 10, joining Bruce Smith, Reggie White and Kevin Greene as the only players in NFL history with 10 10-sack seasons...**(12/24 vs. TAMPA BAY)**...Started at defensive end...Recorded four tackles, one sack, three quarterback pressures and a career-best two fumble recoveries... **(12/31 at ATLANTA)**...Started at defensive end...Tallied four quarterback pressures. **POSTSEASON: (1/7 at NEW ORLEANS)**...Started at defensive end...Tallied one tackle.

SINGLE-GAME CAREER HIGHS

TACKLES	12	vs. Baltimore (11/17/13)
SACKS	3.0	9x, most recently at Arizona (12/23/12)
INTERCEPTIONS	1	11x, most recently vs. Philadelphia (11/16/14)
FORCED FUMBLES	2	2x, most recently at Oakland (11/9/08)
FUMBLE RECOVERIES	2	vs. Tampa Bay (12/24/17)



KAWANN SHORT

Ht: 6-3 Wt: 315 Exp: 5
Purdue Aqd: D2 '13
Career GP/GS: (80/77) [7/6]

SHORT CAREER STATISTICS

YR	Team	G/GS	TOT	T	A	SACK	YDS	INT	LG	TD	PD	FF	FR	YDS
2013	Carolina	16/0	33	21	12	1.5	9.0	0	0	0	0	1	1	0
2014	Carolina	16/9	38	28	10	3.5	19.5	0	0	0	3	1	2	0
2015	Carolina	16/16	51	40	11	11.0	91.0	0	0	0	6	3	2	0
2016	Carolina	16/16	54	41	13	6.0	31.0	0	0	0	4	1	0	0
2017	Carolina	16/16	53	40	13	7.5	35.5	0	0	0	1	2	1	0
Total		80/77	229	170	59	29.5	186.0	0	0	0	14	8	7	0

CAREER HONORS:

- Pro Bowl (2015)
- AP All-Pro Second Team (2015)
- 2x NFC Defensive Player of the Month (2015, October and December)
- NFC Defensive Player of the Week (2015, Week 6)
- PFWA All-Rookie Team (2013)

REGULAR SEASON HIGHLIGHTS:

- Notched his first multi-sack game of season at Detroit (10/8/17).
- Recorded his first fumble recovery of the season vs. Philadelphia (10/12/17), his first since Week 14 of the 2015 season vs. Atlanta (12/13/15).
- Recorded second multi-sack game of season against Minnesota (12/10/17).

GP/GS/DNP/IA: (16/16/0/0) [1/1/0/0]

SEASON NOTES: (9/10 at SAN FRANCISCO)...Started at defensive tackle...Recorded two tackles and four quarterback pressures... **(9/17 vs BUFFALO)**...Started at defensive tackle...Tallied three tackles and two quarterback pressures... **(9/24 vs NEW ORLEANS)**...Started at defensive tackle...Recorded two tackles and one quarterback pressure... **(10/1 at NEW ENGLAND)**...Started at defensive tackle...Recorded two tackles and one sack...Notched first sack of the season, bringing down Patriots quarterback Tom Brady for a three-yard loss in the first quarter, forcing a New England punt... **(10/8 at DETROIT)**...Started at defensive tackle and recorded five tackles, two sacks, two quarterback hurries and one forced fumble...Notched a strip-sack on the Lions' first play of the second half, forcing a fumble by Quarterback Matt Stafford which was recovered by linebacker Thomas Davis...Added a second sack in the fourth quarter, dropping Stafford for a two-yard loss... **(10/12 vs PHILADELPHIA)**...Started at defensive tackle...Recorded four tackles, one quarterback pressure and one fumble recovery...Recovered a fumble by Quarterback Carson Wentz, that was caused by defensive end Julius Peppers, and returned the ball 11 yards... **(10/22 at CHICAGO)**...Started at defensive tackle...Recorded five tackles, one sack and one quarterback pressure...Notched fourth sack of the season, bringing Bears Quarterback Mitchell Trubisky down for a four-yard loss in the fourth quarter... **(10/29 at TAMPA BAY)**...Started at defensive tackle...Recorded four tackles and one quarterback pressure... **(11/5 vs ATLANTA)**...Started at defensive tackle...Recorded three tackles and three quarterback pressures... **(11/13 vs MIAMI)**...Started at defensive end and tallied six tackles and one quarterback pressure... **(11/26 at NEW YORK JETS)**...Started at defensive tackle and recorded three tackles and two quarterback pressures... **(12/3 at NEW ORLEANS)**...Started at defensive tackle...Recorded two tackles... **(12/10 vs. MINNESOTA)**...Started at defensive tackle and recorded three tackles and two sacks, his second multi-sack of the season...Brought down Vikings Quarterback Case Keenum twice in the fourth quarter for losses of three and five yards... **(12/17 vs. GREEN BAY)**...Started at defensive tackle and recorded three quarterback pressures... **(12/24 vs. TAMPA BAY)**...Started at defensive tackle...Recorded 1.5 sacks, five tackles and one forced fumble...Credited with a strip-sack on Tampa Bay's final offensive play of the game, knocking the ball out of Quarterback Jameis Winston's hands... **(12/31 at ATLANTA)**...Started at defensive tackle...Tallied four tackles, one pass defense and a season-best seven quarterback pressures.

POSTSEASON: (1/7 at NEW ORLEANS)...Started at defensive tackle...Recorded three tackles, one sack and one quarterback pressure.

SINGLE-GAME CAREER HIGHS

TACKLES 7 2x, last at Atlanta (12/27/15)
SACKS 3.0 vs. Philadelphia (10/25/15)
FORCED FUMBLES 2 vs. Atlanta (12/13/15)
FUMBLE RECOVERIES 1 6x, last vs. Philadelphia (10/12/17)

LINEBACKERS



THOMAS DAVIS

Ht: 6-1 Wt: 235 Exp: 13
 Georgia Aqd: D1 '05
 Career GP/GS: (164/146) [11/8]

DAVIS CAREER STATISTICS

Year	Team	GP/GS	Tot	T	A	Sack	Yds	INT	Yds	Lg	TD	PD	FF	FR	Yds
2005	Carolina	16/1	28	18	10	1.5	13.0	0	0	0	0	0	1	0	0
2006	Carolina	14/14	96	73	23	1.5	10.0	0	0	0	0	4	1	0	0
2007	Carolina	16/16	85	68	17	3.0	22.0	1	0	0	0	6	2	1	0
2008	Carolina	16/16	136	94	42	3.5	24.5	0	0	0	0	5	2	1	0
2009	Carolina	7/7	71	53	18	1.5	15.0	2	24	24	0	3	0	0	0
2010	Carolina						PHYSICALLY UNABLE TO PERFORM/RIGHT KNEE								
2011	Carolina	2/2	17	8	9	0.0	0.0	0	0	0	0	0	0	1	0
2012	Carolina	15/12	118	85	33	0.0	0.0	1	0	0	0	2	2	1	0
2013	Carolina	16/16	151	111	40	4.0	36.0	2	-2	0	0	8	1	0	0
2014	Carolina	15/15	129	92	37	2.5	12.5	0	0	0	0	6	2	1	33
2015	Carolina	16/16	123	92	31	5.5	44.0	4	22	22	0	7	4	2	0
2016	Carolina	16/16	132	92	40	2.5	16.5	3	35	31	1	2	1	2	46
2017	Carolina	15/15	88	66	23	2.5	17.5	0	0	0	0	0	0	1	0
Total		164/146	1174	844	323	28.0	206.5	13	79	31	1	43	16	10	79

CAREER HONORS:

- 3x Pro Bowl (2017, 2016, 2015)
- NFC Defensive Player of the Month (2013, November)
- AP All-Pro First Team (2015)
- PFWA All-NFC Team (2015)
- Byron "Whizzer" White Award Winner (2015)
- Athletes in Action/Bart Starr Award (2015)
- Finalist for Sports Illustrated Sportsman of the Year Award (2015)
- Walter Payton NFL Man of the Year (2014)
- NFC Defensive Player of the Month (2013, November)
- NFC Defensive Player of the Week (2013, Week 6)
- Ed Block Courage Award Winner (2011)

REGULAR SEASON HIGHLIGHTS:

- Recorded first sack of the season in Week 1 at San Francisco (9/10/17).
- Added second sack of the season in Week 6 vs. Philadelphia on Thursday Night Football (10/12/17).
- Posted nine tackles in Week 12 at New York Jets (11/26/17), tying his season-high previously set in Week 1.


GP/GS/DNP/IA: (15/15/0/0) [1/1/0/0]

SEASON NOTES: (9/10 at SAN FRANCISCO)...Started at linebacker...Led the team with nine tackles...Also tallied one sack, bringing down 49ers quarterback Brian Hoyer for an eight-yard loss in the second quarter... **(9/17 vs BUFFALO)**...Started at linebacker and tallied seven tackles... **(9/24 vs NEW ORLEANS)**...Started at linebacker...Recorded eight tackles and one quarterback pressure... **(10/1 at NEW ENGLAND)**...Started at linebacker...Recorded three tackles... **(10/8 at DETROIT)**...Started at linebacker...Tallied two tackles and one fumble recovery... **(10/12 vs PHILADELPHIA)**...Started at linebacker...Recorded six tackles, one sack and two quarterback pressures... **(10/22 at CHICAGO)**...Started at linebacker and recorded four tackles... **(10/29 at TAMPA BAY)**...Started at linebacker...Tallied seven tackles... **(11/5 vs ATLANTA)**...Started at linebacker and tallied eight tackles and one quarterback pressure... **(11/13 vs MIAMI)**...Started at linebacker...Recorded five tackles... **(11/26 at NEW YORK JETS)**...Started at linebacker...Recorded nine tackles, tying his season-high set in Week 1...Also added three quarterback pressures... **(12/3 at NEW ORLEANS)**...Started at linebacker...Tallied one tackle... **(12/10 vs. MINNESOTA)**...Started at linebacker and recorded four tackles... **(12/17 vs. GREEN BAY)**...Started at linebacker...Tallied four tackles and one half-sack...Combined with Star Lotulelei to bring down Packers Quarterback Aaron Rodgers for a nine-yard loss in the fourth quarter... **(12/24 vs. TAMPA BAY)**...Suspended one game for an illegal hit in Week 16... **(12/31 at ATLANTA)**...Started at linebacker and recorded a season-high 11 tackles.

POSTSEASON: (1/7 at NEW ORLEANS)...Started at linebacker and recorded five tackles and one quarterback pressure.

SINGLE-GAME CAREER HIGHS

TACKLES	18	2x, last vs. Tampa Bay (11/18/12)
SACKS	2.0	at Minnesota (10/13/13)
INTERCEPTIONS	1	13x, last at Oakland (11/27/16)
FORCED FUMBLES	1	16x, last at Los Angeles Rams (11/6/15)
FUMBLE RECOVERIES	1	10x, last at Detroit (10/8/17)



ANDREW GACHKAR

Ht: 6-2 Wt: 240 Exp: 7
Missouri Aqd: FA '17
Career GP/GS: (101/9) [1/0]

GACHKAR CAREER STATISTICS

YR	Team	G/GS	TOT	T	A	SACK	YDS	INT	LG	TD	PD	FF	FR
2011	San Diego	16/0	15	11	4	0.0	0.0	0	0	0	0	0	0
2012	San Diego	16/0	23	19	4	1.0	3.0	0	0	0	0	0	0
2013	San Diego	16/3	33	24	9	0.0	0.0	0	0	0	0	1	0
2014	San Diego	15/5	49	38	11	1.0	3.0	0	0	0	1	0	0
2015	Dallas	16/1	14	10	4	0.0	0.0	0	0	0	0	0	0
2016	Dallas	16/0	10	6	4	0.0	0.0	0	0	0	0	0	0
2017	Carolina	6/0	1	1	0	0.0	0.0	0	0	0	0	0	0
Total		101/9	106	64	42	2.0	6.0	0	0	0	1	1	0

GP/GS/DNP/IA: (6/0/0/4) [1/0/0/0]

SEASON NOTES: (10/22 at CHICAGO)...Saw action on special teams...Did not record any statistics... (10/29 at TAMPA BAY)...Saw action on special teams... Recorded one special teams tackle... (11/5 vs ATLANTA)...Inactive... (11/13 vs MIAMI)...Inactive...(11/26 at NEW YORK JETS)...Inactive... (12/3 at NEW ORLEANS)...Inactive...(12/10 vs. MINNESOTA)...Saw action on special teams...Recorded three special teams tackles...(12/17 vs. GREEN BAY)...Saw action on special teams...Recorded one special teams tackle...(12/24 vs. TAMPA BAY)...Saw action on special teams...(12/31 at ATLANTA)...Saw action on special teams.
POSTSEASON: (1/7 at NEW ORLEANS)...Saw action on special teams...One special teams tackle.



BEN JACOBS


Ht: 6-4 Wt: 240 Exp: 4
Fresno State Aqd: FA '16
Career GP/GS: (57/0) [6/0]

JACOBS CAREER STATISTICS

Year	Team	G/GS	Tot	T	A	Sack	Yds	INT	Yds	Lg	TD	PD	FF	FR	Yds
2011	Cleveland	5/0	0	0	0	0.0	0.0	0	0	0	0	0	0	0	0
2013	Carolina	0/0	0	0	0	0.0	0.0	0	0	0	0	0	0	0	0
2014	Carolina	16/0	1	1	0	0.0	0.0	0	0	0	0	0	0	0	0
2015	Carolina	16/0	7	6	1	0.0	0.0	0	0	0	0	0	0	0	0
2016	Carolina	4/0	0	0	0	0.0	0.0	0	0	0	0	0	0	0	0
2017	Carolina	16/0	0	0	0	0.0	0.0	0	0	0	0	0	0	0	0
Totals		57/0	8	7	1	0.0	0.0	0	0	0	0	0	0	0	0

GP/GS/DNP/IA: (16/0/0/0) [1/0/0/0]

SEASON NOTES: (9/10 at SAN FRANCISCO)...Saw action on special teams...Did not record any statistics... (9/17 vs BUFFALO)...Saw action on special teams...Did not record any statistics... (9/24 vs NEW ORLEANS)...Saw action on special teams... Did not record any statistics... (10/1 at NEW ENGLAND)...Saw action on special teams...Did not record any statistics... (10/8 at DETROIT)...Saw action on special teams...Did not record any statistics... (10/12 vs PHILADELPHIA)...Saw action on special teams...Did not record any statistics... (10/22 at CHICAGO)...Saw action on special teams...Did not record any statistics... (10/29 at TAMPA BAY)...Saw action on special teams...Recorded one special teams tackle... (11/5 vs ATLANTA)...Saw action on special teams...Recorded two special teams tackles... (11/13 vs MIAMI)...Saw action on special teams...Did not record any statistics... (11/26 at NEW YORK JETS)...Saw action on special teams...Did not record any statistics... (12/3 at NEW ORLEANS)...Saw action on special teams...(12/10 vs. MINNESOTA)...Saw action on special teams...Recorded one special teams tackle...(12/17 vs. GREEN BAY)...Saw action on special teams...(12/24 vs. TAMPA BAY)...Saw action on special teams...(12/31 at ATLANTA)...Saw action on special teams...Recorded one special teams tackle.
POSTSEASON: (1/7 at NEW ORLEANS)...Saw action on special teams.



LUKE KUECHLY

Ht: 6-3 Wt: 238 Exp: 6
 Boston College Aqd: D1 '12
 Career GP/GS: (86/86) [7/7]

CAREER HONORS:

- AP Defensive Player of the Year (2013)
- 5x Pro Bowl (2017, 2016, 2015, 2014, 2013)
- 3x AP All-Pro First-Team (2015, 2014, 2013)
- AP Defensive Rookie of the Year (2012)
- AP All-Pro Second-Team (2016)
- 4x Sporting News All-Pro (2016, 2015, 2014, 2013)
- 3x PFWA All-NFL (2015, 2014, 2013)
- 2x Sports Illustrated All-Pro (2014, 2013)
- 5x NFC Defensive Player of the Week (2017, Week 12; 2015, Week 12; 2013, Weeks 10 and 16; 2012, Week 14)
- NFL Defensive Rookie of the Month (2012, December)
- NFL 101 NFC Defensive Player of the Year (2013)
- Sporting News Defensive Player of the Year (2013)
- PFWA Defensive Rookie of the Year (2012)

REGULAR SEASON HIGHLIGHTS:

- Notched his first interception of the season in Week 1 at San Francisco (9/10/17).
- Made season-high 15 tackles at New England (10/1/17).
- Recorded second interception of the season in Week 8 at Tampa Bay (10/29).
- Made third interception of season vs. Miami (11/13/17), setting up a touchdown right before halftime.
- Earned fifth-career NFC Defensive Player of the Week honors in Week 12 at New York Jets (11/26/17)...Recovered a fumble and ran it back 34 yards for his first career fumble recovery for a touchdown...Added a team-high 10 tackles.
- Posted 13 tackles and recorded first sack of the season vs. Minnesota (12/10/17).
- Finished as team leader with 134 tackles

GP/GS/DNP/IA: (15/15/0/1) [1/1/0/0]

SEASON NOTES: (9/10 at SAN FRANCISCO)...Started at linebacker...Notched eight tackles and one quarterback pressure...Intercepted 49ers quarterback Brian Hoyer and returned the ball 23 yards to set up a Carolina touchdown on the ensuing drive... **(9/17 vs BUFFALO)**...Started at linebacker...Tallied seven tackles...one quarterback pressure and one forced fumble...Forced a fumble by Bills tight end Charles Clay in the third quarter... **(9/24 vs NEW ORLEANS)**...Started at linebacker...Tallied one pass defense and led the Panthers defense with a team-high 10 tackles... **(10/1 at NEW ENGLAND)**...Started at linebacker and tallied a team-high 15 tackles...Also recorded one pass defense... **(10/8 at DETROIT)**...Started at linebacker...Led the team with 10 tackles... **(10/12 vs PHILADELPHIA)**...Started at linebacker...Tallied four tackles and two quarterback pressures...Left the game in the second quarter after being examined for a concussion... **(10/22 at CHICAGO)**...Inactive with a concussion... **(10/29 at TAMPA BAY)**...Started at linebacker after missing the previous game with a concussion...Recorded nine tackles, one interception and one fumble recovery...Recovered a fumble by safety Mike Adams after Adams picked off Buccaneers Quarterback Jameis Winston...Recorded second interception of the season picking off Winston in the fourth quarter... **(11/5 vs ATLANTA)**...Started at linebacker...Recorded nine tackles... **(11/13 vs MIAMI)**...Started at linebacker and recorded six tackles and one interception...Picked off Dolphins Quarterback Jay Cutler with less than one-minute remaining in the half, setting up the Carolina offense for a touchdown just before halftime... **(11/26 at NEW YORK JETS)**...Named the NFC Defensive Player of the Week...Fifth time earning the honor, passing Julius Peppers (4) for the most in team history...Started at linebacker and led the team with 10 tackles...Recovered a fumble cause by DE Wes Horton and

KUECHLY CAREER STATISTICS

Year	Team	GP/GS	Tot	T	A	Sack	Yds	INT	Yds	Lg	TD	PD	FF	FR	Yds	TD
2012	Carolina	16/16	205	135	70	1.0	4.0	2	22	25	0	5	0	3	9	0
2013	Carolina	16/16	176	115	61	2.0	15.0	4	33	30	0	5	0	0	0	0
2014	Carolina	16/16	166	124	42	3.0	19.0	1	0	0	0	12	1	1	0	0
2015	Carolina	13/13	137	110	27	1.0	5.0	4	48	32t	1	5	2	1	0	0
2016	Carolina	10/10	112	88	24	2.0	16.0	1	1	1	0	6	1	0	0	0
2017	Carolina	15/15	134	108	26	1.5	6.0	3	23	23	1	4	1	3	34	1
Totals		86/86	930	680	250	10.5	65.0	15	127	32t	2	37	5	8	43	1

returned it 34 yards for a go-ahead touchdown in the fourth quarter...First defensive touchdown by Carolina since Thomas Davis returned a fumble last year vs. Arizona (10/30/16)... **(12/3 at NEW ORLEANS)**...Started at linebacker...Lead the Carolina defense with a team-high 10 tackles...Recovered a fumble forced by Mike Adams in the second quarter... **(12/10 vs. MINNESOTA)**...Started at linebacker...Recorded a team-high 13 tackles and first sack of the season... **(12/17 vs. GREEN BAY)**...Started at linebacker...Recorded three tackles... **(12/24 vs. TAMPA BAY)**...Started at linebacker...Tallied nine tackles and two quarterback pressures... **(12/31 at ATLANTA)**...Started at linebacker and tallied 11 tackles, one pass defense and a half-sack.

POSTSEASON: (1/7 at NEW ORLEANS)...Started at linebacker and recorded seven tackles and one quarterback pressure.

SINGLE-GAME CAREER HIGHS

TACKLES	26	vs. New Orleans (12/22/13)
SACKS	2.0	at Minnesota (11/30/14)
INTERCEPTIONS	2	vs. Dallas (11/26/15)
PASSES DEFENSED	2	4x, last at Atlanta (12/28/14)
FORCED FUMBLES	1	5x, last vs. Buffalo (9/17/17)
FUMBLE RECOVERIES	1	8x, last at New Orleans (12/3/17)



DAVID MAYO

Ht: 6-2 Wt: 245 Exp: 3
Texas State Aqd: D5a '15
Career GP/GS: (43/1) [4/0]



SHAQ THOMPSON

Ht: 6-0 Wt: 230 Exp: 3
Washington Aqd: D1 '15
Career GP/GS: (42/36) [4/4]

MAYO CAREER STATISTICS

Year	Team	GP/GS	Tot	T	A	Sack	Yds	INT	Yds	Lg	TD	PD	FF	FR	Yds	TD
2015	Carolina	12/0	0	0	0	0.0	0.0	0	0	0	0	0	0	0	0	0
2016	Carolina	15/0	9	7	2	0.0	0.0	0	0	0	0	0	0	0	0	0
2017	Carolina	16/1	16	10	6	0.0	0.0	0	0	0	1	0	0	0	0	0
Totals		43/1	25	17	8	0.0	0.0	0	0	0	1	0	0	0	0	0

REGULAR SEASON HIGHLIGHTS:

- Notched first-career NFL start in Week 7 at Chicago (10/22/17).

GP/GS/DNP/IA: (16/1/0/1) [1/0/0/0]

SEASON NOTES: (9/10 at SAN FRANCISCO)...Saw action on special teams...Recorded one special teams tackle... (9/17 vs BUFFALO)...Saw action on special teams...Tallied one tackle on special teams... (9/24 vs NEW ORLEANS)...Served as a reserve linebacker and saw action on special teams...Tallied three tackles... (10/1 at NEW ENGLAND)...Saw action on special teams...Did not record any statistics... (10/8 at DETROIT)...Saw action on special teams...Recorded one special teams tackle... (10/12 vs PHILADELPHIA)...Served as a reserve linebacker, stepping in for an injured Luke Kuechly...Tallied three tackles and one pass defense... (10/22 at CHICAGO)...Recorded first career NFL start, stepping in for an injured Luke Kuechly...Tallied five tackles on defense...Recorded one special teams tackle... (10/29 at TAMPA BAY)...Saw action on special teams...Did not record any statistics... (11/5 vs ATLANTA)...Saw action on special teams...Recorded one special teams tackle... (11/13 vs MIAMI)...Saw action on special teams...Tallied one special teams tackle... (11/26 at NEW YORK JETS)...Saw action as a reserve linebacker and on special teams...Recorded one tackle... (12/3 at NEW ORLEANS)...Recorded three tackles as a reserve linebacker...Saw action on special teams... (12/10 vs. MINNESOTA)...Saw action as a reserve linebacker and on special teams...Recorded one special teams tackle... (12/17 vs. GREEN BAY)...Saw action on special teams... (12/24 vs. TAMPA BAY)...Saw action as a reserve linebacker and on special teams...Tallied one tackle... (12/31 at ATLANTA)...Saw action on special teams...Recorded one special teams tackle.

POSTSEASON: (1/7 at NEW ORLEANS)...Saw action as a reserve linebacker and on special teams...Did not record any statistics.

THOMPSON CAREER STATISTICS

Year	Team	GP/GS	Tot	T	A	Sack	Yds	INT	Yds	Lg	TD	PD	FF	FR	Yds	TD
2015	Carolina	14/10	61	42	19	1.0	0.0	0	0	0	0	4	0	0	0	0
2016	Carolina	14/12	70	56	14	0.0	0.0	1	12	12	0	3	0	2	9	1
2017	Carolina	14/14	75	56	19	2.0	15.0	0	0	0	0	1	0	0	0	0
Totals		42/36	206	154	52	3.0	15.0	1	12	12	0	8	0	2	9	1

REGULAR SEASON HIGHLIGHTS:

- Recorded his first sack of the season in Week 1 at San Francisco (9/11/17).

GP/GS/DNP/IA: (14/14/0/2) [1/0/0/0]

SEASON NOTES: (9/10 at SAN FRANCISCO)...Started at linebacker...Recorded three tackles and one sack...Brought down 49ers quarterback Brian Hoyer for a seven-yard loss in the first quarter... (9/17 vs BUFFALO)...Started at linebacker...Tallied three tackles... (9/24 vs NEW ORLEANS)...Started at linebacker...Recorded seven tackles... (10/1 at NEW ENGLAND)...Started at linebacker...Recorded a season-best nine tackles... (10/8 at DETROIT)...Started at linebacker and recorded eight tackles, one sack and one quarterback pressure...Recorded second sack of the season in the fourth quarter, dropping Quarterback Matt Stafford for an eight-yard loss in the fourth quarter... (10/12 vs PHILADELPHIA)...Started at linebacker...Tallied eight tackles, three quarterback pressures and one pass defense... (10/22 at CHICAGO)...Started at linebacker...Led the team with seven tackles... (10/29 at TAMPA BAY)...Started at linebacker and tallied five tackles... (11/5 vs ATLANTA)...Started at linebacker and recorded one tackle...Forced a fumble on Carolina's first punt of the game... (11/13 vs MIAMI)...Started at linebacker...Tallied four tackles... (11/26 at NEW YORK JETS)...Started at linebacker and recorded four tackles...Tallied two special teams tackles... (12/3 at NEW ORLEANS)...Started at linebacker...Recorded four tackles... (12/10 vs. MINNESOTA)...Inactive with a foot injury... (12/17 vs. GREEN BAY)...Inactive with a foot injury... (12/24 vs. TAMPA BAY)...Returned to play after missing the previous two games with a foot injury...Started at linebacker and tallied five tackles... (12/31 at ATLANTA)...Started at linebacker and tallied seven tackles...Added one special teams tackle.

POSTSEASON: (1/7 at NEW ORLEANS)...Started at linebacker...Tallied seven tackles.

SINGLE-GAME CAREER HIGHS

TACKLES	11	2x, last vs. Atlanta (12/24/16)
SACKS	1.0	3x, last at Detroit (10/8/17)
INTERCEPTIONS	1	vs. San Diego (12/11/16)
FUMBLE RECOVERIES	1	2x, last vs. San Francisco (9/18/16)

DEFENSIVE BACKS



MIKE ADAMS

Ht: 5-11 Wt: 205 Exp: 14
 Delaware Aqd: FA '17
 Career GP/GS: (206/133) [7/7]

CAREER HONORS:

- 2x Pro Bowl (2015, 2014)
- AFC Defensive Player of the Week (2015, Week 5)

REGULAR SEASON HIGHLIGHTS:

- Notched his first interception as a member of the Carolina Panthers in Week 8 at Tampa Bay (10/29/17).
- Recorded his second interception of the season in Week 9 vs. Atlanta (11/5/17)... Increased his interception total to 14 since 2014, tying teammate Kurt Coleman for the fourth-most in the NFL during that span.
- Posted first forced fumble of the season in Week 13 at NEW Orleans (12/3/17) and first since a member of the Indianapolis Colts in Week 15 of the 2016 season.
- Recovered a fumble vs. Minnesota (12/10/17), his 20th takeaway in last four seasons.
- Recovered a fumble in Week 15 vs. Green Bay (12/17/17) on the Packers' final play of the game.

GP/GS/DNP/IA: (16/16/0/0) [1/1/0/0]

SEASON NOTES: (9/10 at SAN FRANCISCO)...Started at safety in debut game for Carolina...Tallied five tackles... **(9/17 vs BUFFALO)**...Started at safety...Recorded four tackles... **(9/24 vs NEW ORLEANS)**...Started at safety...Recorded five tackles... **(10/1 at NEW ENGLAND)**...Started at safety...Notched a season-high seven tackles and two passes defended... **(10/8 at DETROIT)**...Started at safety and tallied six tackles and one pass defense... **(10/12 vs PHILADELPHIA)**...Started at safety...Recorded six tackles... **(10/22 at CHICAGO)**...Started at safety...Recorded three tackles... **(10/29 at TAMPA BAY)**...Started at safety and recorded four tackles and one interception...Notched his first interception as a member of the Panthers in the fourth quarter... **(11/5 vs ATLANTA)**...Started at safety and recorded two tackles and one interception, his second straight game with an interception...Picked off Quarterback Matt Ryan in the second quarter and returned the ball 40 yards to the Atlanta 31-yard line, setting up the Carolina offense for a Cam Newton rushing touchdown before halftime... **(11/13 vs MIAMI)**...Started at safety...Recorded five tackles and two passes defended...**(11/26 at NEW YORK JETS)**...Started at safety and tallied three tackles... **(12/3 at NEW ORLEANS)**...Started at safety and recorded six tackles and one forced fumble...Posted first forced fumble of the season in the second quarter, punching the ball out of the hands of Saints TE Josh Hill...**(12/10 vs. MINNESOTA)**...Started at safety and recorded four tackles, one fumble recovery and one pass defense...Recovered a DE Mario Addison forced fumble on Vikings Quarterback Case Keenum in the third quarter...**(12/17 vs. GREEN BAY)**...Started at safety...Recorded six tackles and one fumble recovery...Recovered a fourth-quarter fumble caused by James Bradberry on Green Bay's final offensive play of the game...**(12/24 vs. TAMPA BAY)**...Started at safety and tallied six tackles... **(12/31 at ATLANTA)**...Started at safety and recorded three tackles and two passes defended.

POSTSEASON: (1/7 at NEW ORLEANS)...Started at safety...Recorded four tackles and one interception...Picked off Saints Quarterback Drew Brees late in the fourth

ADAMS CAREER STATISTICS

Year	Team	GP/GS	Tot	T	A	Sack	Yds	INT	Yds	Lg	TD	PD	FF	FR	Yds
2004	San Francisco	8/0	4	2	2	0.0	0.0	1	0	0	0	1	0	1	0
2005	San Francisco	14/10	68	55	13	1.0	5.0	4	36	40t	1	10	1	1	0
2006	San Francisco	16/8	67	53	14	0.0	0.0	0	0	0	0	3	0	0	0
2007	Cleveland	15/0	11	9	2	1.0	7.0	0	0	0	0	2	0	1	0
2008	Cleveland	14/5	42	20	22	0.0	0.0	2	18	18	0	2	0	1	0
2009	Cleveland	16/9	61	52	9	1.0	6.0	0	0	0	0	8	0	1	1
2010	Cleveland	15/2	34	31	3	1.0	10.0	2	51	26	0	6	0	0	0
2011	Cleveland	16/16	61	41	20	0.0	0.0	3	33	29	0	6	1	1	0
2012	Denver	16/16	80	60	20	1.0	2.0	0	0	0	0	11	2	2	0
2013	Denver	16/7	60	45	15	0.0	0.0	1	3	3	0	6	0	1	0
2014	Indianapolis	16/16	93	71	22	0.0	0.0	5	24	10	0	11	2	2	0
2015	Indianapolis	13/13	76	54	22	1.0	8.0	5	63	38	1	6	3	1	0
2016	Indianapolis	15/15	80	65	15	0.0	0.0	2	56	56	0	2	2	2	0
2017	Carolina	16/16	75	68	7	0.0	0.0	2	42	40	0	10	1	2	0
Totals		206/133	812	626	186	6.0	38.0	27	326	56	2	84	12	16	1

quarter.


SINGLE-GAME CAREER HIGHS

TACKLES	12	2x, last at Dallas (12/21/14)
SACKS	1.0	6x, last at Jacksonville (12/13/15)
FORCED FUMBLES	1	12x, last at New Orleans (12/3/17)
FUMBLE RECOVERIES	1	16x, last vs. Green Bay (12/17/17)
INTERCEPTIONS	2	4x, last at Houston (10/8/15)
PASSES DEFENSED	3	4x, last vs. Tennessee (9/28/14)



JAMES BRADBERRY

Ht: 6-1 Wt: 212 Exp: 2
Samford Aqd: D2 '16
Career GP/GS: (29/29) [1/1]



JAIRUS BYRD

Ht: 5-10 Wt: 205 Exp: 9
Oregon Aqd: FA '17
Career GP/GS: (118/97) [1/0]

BRADBERRY CAREER STATISTICS

Year	Team	GP/GS	Tot	T	A	Sack	Yds	INT	Yds	Lg	TD	PD	FF	FR	Yds
2016	Carolina	13/13	60	55	5	0.0	0.0	2	21	16	0	11	0	0	0
2017	Carolina	16/16	74	66	8	1.0	7.0	2	3	0	0	12	2	0	0
Totals		29/29	134	121	13	1.0	7.0	4	24	16	0	23	2	0	0

REGULAR SEASON HIGHLIGHTS:

- Recorded first career sack in Week 6 vs. Philadelphia (10/22/17).
- Recorded third career interception in Week 14 vs. Minnesota (12/10/17).
- Posted one interception and forced fumble in Week 15 vs. Green Bay (12/17/17).

GP/GS/DNP/IA: (16/16/0/0) [1/1/0/0]

SEASON NOTES: (9/10 at SAN FRANCISCO)...Started at cornerback...Tallied six tackles... **(9/17 vs BUFFALO)**...Started at cornerback...Recorded four tackles and one pass defense... **(9/24 vs NEW ORLEANS)**...Started at cornerback...Recorded four tackles... **(10/1 at NEW ENGLAND)**...Started at cornerback...Recorded five tackles and one pass defense... **(10/8 at DETROIT)**...Started at cornerback...Recorded three tackles and one pass defense... **(10/12 vs PHILADELPHIA)**...Started at cornerback...Tallied six tackles, one sack, one forced fumble and two passes defended...Recorded his first career sack and forced fumble on a strip-sack of Eagles Quarterback Carson Wentz... **(10/22 at CHICAGO)**...Started at cornerback...Recorded three tackles... **(10/29 at TAMPA BAY)**...Started at cornerback...Tallied six tackles and one pass defense... **(11/5 vs ATLANTA)**...Started at cornerback and recorded eight tackles... **(11/13 vs MIAMI)**...Started at cornerback...Tallied four tackles and one pass defense... **(11/26 at NEW YORK JETS)**...Started at cornerback and recorded three tackles and one pass defense... **(12/3 at NEW ORLEANS)**...Started at cornerback...Tallied five tackles and one pass defense... **(12/10 vs. MINNESOTA)**...Started at cornerback...Recorded six tackles, one interception and two passes defended...Recorded third career interception in the fourth quarter...Tallied 11th pass defense of the season, tying his career-high set in 2016... **(12/17 vs. GREEN BAY)**...Started at cornerback and finished with four tackles, one interception and one forced fumble...Recorded fourth career interception and second of the season...Picked off Packers Quarterback Aaron Rodgers in the third quarter...Added his second forced fumble of the season on Green Bay's final play of the game, punching the ball out of the hands of Packers WR Geronimo Allison, giving the ball back to Carolina's offense to run the clock out... **(12/24 vs. TAMPA BAY)**...Started at cornerback...Recorded five tackles... **(12/31 at ATLANTA)**...Started at cornerback and tallied two tackles and one pass defense.

POSTSEASON: (1/7 at NEW ORLEANS)...Started at cornerback...Led the Carolina defense with a team-high eight tackles.

SINGLE-GAME CAREER HIGHS

TACKLES	8	3x, last vs. Atlanta (11/5/17)
INTERCEPTIONS	1	4x, last vs. Green Bay (12/17/17)
PASSES DEFENSED	3	at Los Angeles Rams (11/6/16)
FORCED FUMBLES	1	2x, last vs. Green Bay (12/17/17)

BYRD CAREER STATISTICS

Year	Team	GP/GS	Tot	T	A	Sack	Yds	INT	Yds	Lg	TD	PD	FF	FR	Yds
2009	Buffalo	14/11	45	33	12	0.0	0	9	118	37	0	11	0	0	0
2010	Buffalo	16/14	89	62	27	1.0	3	1	37	37	1	2	3	2	0
2011	Buffalo	16/16	98	75	23	1.0	9	3	88	37	1	8	3	1	0
2012	Buffalo	16/16	76	53	23	0.0	0	5	81	45	0	6	4	2	0
2013	Buffalo	11/9	48	37	11	1.0	9	4	85	57	0	6	1	0	0
2014	N.O.	4/4	22	17	5	0.0	0	0	0	0	2	1	0	0	0
2015	N.O.	13/12	53	37	16	1.0	11	1	24	24	0	3	1	1	1
2016	N.O.	16/15	82	56	26	0.0	0	2	35	24	0	3	0	0	0
2017	Carolina	12/0	13	12	1	0.0	0	0	0	0	0	0	0	0	0
Totals		118/97	549	393	156	4.0	32	25	468	57	2	41	13	6	1

CAREER HONORS:

- 3x Pro Bowl (2013, 2012, 2009)
- 2x AP All-Pro Second-Team (2013, 2012)
- NFC Defensive Player of the Week (2012, Week 6)
- Ed Block Courage Award Winner (2010, Buffalo Bills)
- NFL Defensive Rookie of the Month (2009, October)

GP/GS/DNP/IA: (12/0/0/0) [1/0/0/0]

SEASON NOTES: (10/3)...Signed to the active roster as a free agent... **(10/8 at DETROIT)**...Served as a reserve safety in debut game for Carolina...Tallied one tackle... **(10/12 vs PHILADELPHIA)**...Served as a reserve safety...Recorded four tackles... **(10/22 at CHICAGO)**...Saw action as a reserve safety...Did not record any statistics... **(10/29 at TAMPA BAY)**...Saw action on special teams...Did not record any statistics... **(11/5 vs ATLANTA)**...Saw action as a reserve safety...Tallied one tackle... **(11/13 vs MIAMI)**...Saw action on special teams...Did not record any statistics... **(11/26 at NEW YORK JETS)**...Saw action on special teams... **(12/3 at NEW ORLEANS)**...Saw action on special teams... **(12/10 vs. MINNESOTA)**...Saw action as a reserve safety... **(12/17 vs. GREEN BAY)**...Saw action as a reserve defensive back and tallied four tackles... **(12/24 vs. TAMPA BAY)**...Saw action on special teams...Tallied one special teams tackle... **(12/31 at ATLANTA)**...Saw action as a reserve safety and tallied one tackle.

POSTSEASON: (1/7 at NEW ORLEANS)...Saw action on defense and on special teams...Did not record any statistics.

SINGLE-GAME CAREER HIGHS

TACKLES	12	vs. New England (9/25/11)
SACKS	1.0	4x, last vs. Washington (11/15/15)
FORCED FUMBLES	2	2x, last vs. New England (9/30/12)
FUMBLE RECOVERIES	1	6x, last vs. New York Giants (11/1/15)
INTERCEPTIONS	2	6x, last vs. Tampa Bay (12/24/16)
PASSES DEFENSED	3	vs. New York Jets (10/18/09)



KURT COLEMAN

Ht: 5-11 Wt: 200 Exp: 8
Ohio State Aqd: UFA '15
Career GP/GS: (116/73) [6/5]

COLEMAN CAREER STATISTICS

Year	Team	GP/GS	Tot	T	A	Sack	Yds	INT	Yds	Lg	TD	PD	FF	FR	Yds
2010	Philadelphia	15/2	26	22	4	0.0	0.0	1	7	7	0	2	0	0	0
2011	Philadelphia	15/13	74	54	20	0.0	0.0	4	60	35	0	5	1	0	0
2012	Philadelphia	14/14	89	67	22	0.0	0.0	2	13	7	0	4	1	0	0
2013	Philadelphia	15/0	8	7	1	0.0	0.0	0	0	0	0	0	0	0	0
2014	Kansas City	15/3	30	27	3	0.0	0.0	3	12	12	0	6	1	1	0
2015	Carolina	15/15	103	68	35	1.0	7.0	7	89	36t	1	5	0	0	0
2016	Carolina	15/15	90	73	17	1.0	8.0	4	57	37	1	4	1	0	0
2017	Carolina	12/12	77	69	8	0.0	0.0	0	0	0	0	3	0	1	0
Totals		116/73	490	381	109	2.0	15.0	21	238	37	2	29	4	2	0

REGULAR SEASON HIGHLIGHTS:

• Led the team in tackles and recovered a fumble in Week 8 at Tampa Bay (10/29/17) after missing the previous three games with a knee injury.


GP/GS/DNP/IA: (12/12/0/3) [1/1/0/0]

SEASON NOTES: (9/10 at SAN FRANCISCO)...Started at safety...Recorded seven tackles... (9/17 vs BUFFALO)...Started at safety...Recorded four tackles... (9/24 vs NEW ORLEANS)...Started at safety...Recorded a season-high eight tackles... (10/1 at NEW ENGLAND)...Started at safety...Recorded three tackles before exiting the game early with a knee injury... (10/8 at DETROIT)...Inactive with a knee injury... (10/12 vs PHILADELPHIA)...Inactive with a knee injury... (10/22 at CHICAGO)...Inactive with a knee injury... (10/29 at TAMPA BAY)...Started at safety after missing three games with a knee injury...Recorded nine tackles and one fumble recovery...Recovered a fumble by Buccaneers Quarterback Jameis Winston in the second quarter... (11/5 vs ATLANTA)...Started at safety...Recorded a team-high 10 tackles... (11/13 vs MIAMI)...Started at safety and recorded two tackles and one pass defense... (11/26 at NEW YORK JETS)...Started at safety...Tallied six tackles... (12/3 at NEW ORLEANS)...Started at safety and recorded four tackles... (12/10 vs. MINNESOTA)...Started at safety...Recorded seven tackles and one pass defense... (12/17 vs. GREEN BAY)...Started at safety...Tied a season-high 10 tackles...Added one pass defense... (12/24 vs. TAMPA BAY)...Started at safety and recorded seven tackles... (12/31 at ATLANTA)...Inactive with an ankle injury.

POSTSEASON: (1/7 at NEW ORLEANS)...Started at safety...Tallied three tackles and one pass defended.

SINGLE-GAME CAREER HIGHS

TACKLES	14	at New York Giants (12/20/15)
INTERCEPTIONS	3	at Washington (10/16/11)
PASSES DEFENSED	3	at Washington (10/16/11)
FORCED FUMBLES	1	4x, last vs. New Orleans (11/17/16)
FUMBLE RECOVERIES	1	2x, last at Tampa Bay (10/29/17)



LADARIUS GUNTER

Ht: 6-2 Wt: 200 Exp: 3
Miami (Fla.) Aqd: WV '17 (GB)
Career GP/GS: (29/15) [5/3]

GUNTER CAREER STATISTICS

Year	Team	GP/GS	Tot	T	A	Sack	Yds	INT	Yds	Lg	TD	PD	FF	FR	Yds
2015	Green Bay	8/0	2	2	0	0.0	0	0	0	0	0	0	0	0	0
2016	Green Bay	16/15	54	50	4	0.0	0	0	0	0	0	12	2	0	0
2017	Green Bay	1/0	0	0	0	0.0	0	0	0	0	0	0	0	0	0
2017	Carolina	4/0	0	0	0	0.0	0	0	0	0	0	0	0	0	0
Totals		29/15	56	52	4	0.0	0	0	0	0	0	12	2	0	0

GP/GS/DNP/IA: (4/0/0/11) [1/0/0/0]

SEASON NOTES: (9/13)...Claimed off waivers from Green Bay... (9/17 vs BUFFALO)...Inactive... (9/24 vs NEW ORLEANS)...Inactive... (10/1 at NEW ENGLAND)...Saw action on special teams... (10/8 at DETROIT)...Inactive... (10/12 vs PHILADELPHIA)...Saw action on special teams...Did not record any statistics... (10/22 at CHICAGO)...Saw action on special teams...Did not record any statistics... (10/29 at TAMPA BAY)...Inactive... (11/5 vs ATLANTA)...Inactive... (11/13 vs MIAMI)...Inactive... (11/26 at NEW YORK JETS)...Inactive... (12/3 at NEW ORLEANS)...Inactive... (12/10 vs. MINNESOTA)...Inactive... (12/17 vs. GREEN BAY)...Saw action on special teams... (12/24 vs. TAMPA BAY)...Inactive... (12/31 at ATLANTA)...Inactive with an illness.

POSTSEASON: (1/7 at NEW ORLEANS)...Served as a reserve cornerback and saw action on special teams...Tallied one tackle.


SINGLE-GAME CAREER HIGHS

TACKLES	7	vs. Washington (11/20/16)
FORCED FUMBLES	1	2x, last vs. Houston (12/4/16)
PASSES DEFENSED	2	3x, last at Detroit (1/1/17)



COLIN JONES

Ht: 6-0 Wt: 205 Exp: 7
TCU Aqd: TR '12 (SF)
Career GP/GS: (105/13) [9/1]



CAPTAIN MUNNERLYN

Ht: 5-9 Wt: 195 Exp: 9
South Carolina Aqd: UFA '17 (MIN)
Career GP/GS: (138/80) [3/1]

JONES CAREER STATISTICS

Year	Team	GP/GS	Tot	T	A	Sack	Yds	INT	Yds	Lg	TD	PD	FF	FR	Yds
2011	San Francisco	13/0	0	0	0	0.0	0.0	0	0	0	0	0	0	0	0
2012	Carolina	15/0	3	2	1	0.0	0.0	0	0	0	0	0	0	0	0
2013	Carolina	16/0	1	1	0	0.0	0.0	0	0	0	0	0	0	0	0
2014	Carolina	16/2	20	19	1	1.0	6.0	0	0	0	4	1	0	0	0
2015	Carolina	15/3	17	14	3	0.0	0.0	1	0	0	0	0	0	0	0
2016	Carolina	14/1	2	1	1	0.0	0.0	0	0	0	0	0	0	0	0
2017	Carolina	16/7	21	14	7	0.0	0.0	1	10	0	2	0	0	0	0
Totals		105/13	64	51	13	1.0	6.0	2	10	0	6	1	0	0	0

REGULAR SEASON HIGHLIGHTS:

- Notched first start of the season in Week 5 at Detroit and set a career-high for most tackles in a game with six.

GP/GS/DNP/IA: (16/7/0/0) [1/0/0/0]

SEASON NOTES: (9/10 at SAN FRANCISCO)...Saw action on special teams...Recorded two special teams tackles... (9/17 vs BUFFALO)...Saw action on special teams...Did not record any statistics... (9/24 vs NEW ORLEANS)...Saw action on special teams...Did not record any statistics... (10/1 at NEW ENGLAND)...Saw action on special teams and as a reserve safety...Did not record any statistics... (10/8 at DETROIT)...Started at safety in place of an injured Kurt Coleman...Tied career high with six tackles and one pass defense... (10/12 vs PHILADELPHIA)...Started at safety...Recorded one tackle... (10/22 at CHICAGO)...Started at safety and recorded one tackle...Tallied on tackle on special teams... (10/29 at TAMPA BAY)...Saw action on special teams...Did not record any statistics... (11/5 vs ATLANTA)...Saw action on special teams...Did not record any statistics... (11/13 vs MIAMI)...Saw action on special teams...Did not record any statistics... (11/26 at NEW YORK JETS)...Saw action on special teams...Did not record any statistics... (12/3 at NEW ORLEANS)...Saw action on special teams... (12/10 vs MINNESOTA)...Started at defensive back in place of an injured LB Shaq Thompson...Recorded three tackles... (12/17 vs. GREEN BAY)...Started as a defensive back in the nickel package...Recorded four tackles, one interception and one pass defense...Notched second career interception and first of the season on the Packers first drive of the second half... (12/24 vs. TAMPA BAY)...Started as a fifth defensive back...Tallied three tackles... (12/31 at ATLANTA)...Started as a fifth defensive back and recorded three tackles.

POSTSEASON: (1/7 at NEW ORLEANS)...Saw action as a reserve safety and on special teams.

SINGLE-GAME CAREER HIGHS

TACKLES	6	at Detroit (10/8/17)
INTERCEPTIONS	1	2x, last vs. Green Bay (12/17/17)
FORCED FUMBLES	1	at Tampa Bay (12/14/14)
PASSES DEFENSED	2	at Tampa Bay (12/14/14)

MUNNERLYN CAREER STATISTICS

Year	Team	GP/GS	Tot	T	A	Sack	Yds	INT	Yds	Lg	TD	PD	FF	FR	Yds
2009	Carolina	15/4	43	35	8	0.0	0.0	0	0	0	0	2	1	1	0
2010	Carolina	16/5	47	41	6	0.0	0.0	3	37	37t	1	10	1	0	0
2011	Carolina	14/14	55	36	19	2.0	7.0	0	0	0	0	7	1	1	0
2012	Carolina	16/11	66	51	15	0.0	0.0	2	107	74t	2	6	0	0	0
2013	Carolina	16/16	86	60	26	3.5	22.5	2	86	45t	2	13	1	1	0
2014	Minnesota	16/16	69	54	15	0.0	0.0	2	1	1	0	7	0	1	0
2015	Minnesota	16/5	56	48	8	1.0	9.0	2	30	32	0	7	1	2	55
2016	Minnesota	15/9	51	38	13	0.0	0.0	0	0	0	0	3	1	0	0
2017	Carolina	14/0	30	24	6	2.0	18.0	0	0	0	0	5	0	0	0
Totals		138/80	503	387	116	8.5	56.5	11	261	74t	5	60	6	6	55

REGULAR SEASON HIGHLIGHTS:

- Dropped Lions' Quarterback Matt Stafford for a nine-yard loss in Week 5 at Detroit (10/8/17), his first sack since Week 11 of the 2015 season as a member of the Vikings.

GP/GS/DNP/IA: (14/0/0/2) [1/0/0/0]

SEASON NOTES: (9/10 at SAN FRANCISCO)... Served as the primary nickel back... Did not record any statistics... (9/17 vs BUFFALO)...Saw action as a reserve cornerback...Recorded one tackle... (9/24 vs NEW ORLEANS)...Served as the primary nickel back...Tallied five tackles... (10/1 at NEW ENGLAND)...Served as the primary nickel back...Tallied one tackle... (10/8 at DETROIT)...Served as the primary nickel back...Recorded one tackle, one sack and one quarterback hurry...Sacked Lions' Quarterback Matt Stafford for a nine-yard loss in the fourth quarter... (10/12 vs PHILADELPHIA)...Served as the primary nickel back...Tallied one tackle, one quarterback pressure and one pass defense... (10/22 at CHICAGO)...Served as the primary nickel back and tallied one tackle and one sack...Notched a nine-yard sack on the final play of the first quarter... (10/29 at TAMPA BAY)...Served as the primary nickel back...Recorded two tackles, three quarterback pressures and one pass defense...Hit the hand of Buccaneers Quarterback Jameis Winston on a blitz, tipping the ball into the air and resulting in an interception by S Mike Adams... (11/5 vs ATLANTA)...Served as the primary nickel back and tallied one tackle... (11/13 vs MIAMI)...Served as the primary nickel back...Recorded three tackles, one quarterback pressure and one pass defense... (11/26 at NEW YORK JETS)...Inactive... (12/3 at NEW ORLEANS)...Served as the primary nickel back...Posted four tackles... (12/10 vs MINNESOTA)...Served as the primary nickel back and saw significant time with the absence of LB Shaq Thompson...Tallied three tackles and one pass defense... (12/17 vs. GREEN BAY)...Inactive... (12/24 vs. TAMPA BAY)...Saw action as the team's primary nickel back and recorded two tackles... (12/31 at ATLANTA)...Served as the team's primary nickel back and recorded five tackles and one pass defended.

POSTSEASON: (1/7 at NEW ORLEANS)...Served as the primary nickel back and recorded one tackle.


SINGLE-GAME CAREER HIGHS

TACKLES	9	4x, last Carolina (9/25/16)
INTERCEPTIONS	1	11x, last vs. New York Giants (12/27/15)
PASSES DEFENSED	3	at Seattle (12/5/10)
FORCED FUMBLES	1	6x, last vs. Arizona (11/6/16)
FUMBLE RECOVERIES	1	6x, last at Green Bay (1/3/16)
SACKS	2.0	vs. New York Jets (12/15/13)
LONG INT RETURN	74t	vs. Tampa Bay (11/18/12)
KICKOFF RETURNS	1	4x, last vs. Seattle (10/7/12)
KICKOFF RETURN YARDS	64	vs. Baltimore (11/21/10)
LONG KICKOFF RETURN	64	vs. Baltimore (11/21/10)
PUNT RETURNS	5	vs. Buffalo (10/25/09)
PUNT RETURN YARDS	52	vs. Arizona (12/19/10)
LONG PUNT RETURN	37	2x, last at Tampa Bay (11/14/10)



KEVON SEYMOUR

Ht: 6-0 Wt: 185 Exp: 2
Southern California Aqd: TR '17 (BUF)
Career GP/GS: (31/5) [0/0]



DARYL WORLEY

Ht: 6-1 Wt: 205 Exp: 2
West Virginia Aqd: D3 '16
Career GP/GS: (31/25) [1/1]

SEYMOUR CAREER STATISTICS

Year	Team	GP/GS	Tot	T	A	Sack	Yds	INT	Yds	Lg	TD	PD	FF	FR	Yds
2016	Buffalo	15/3	22	20	2	0.0	0.0	0	0	0	3	0	0	0	0
2017	Carolina	16/2	18	18	0	0.0	0.0	0	0	0	5	0	0	0	0
Totals		31/5	40	38	2	0.0	0.0	0	0	0	8	0	0	0	0

GP/GS/DNP/IA: (16/2/0/0) [0/0/0/1]

SEASON NOTES: (9/10 at SAN FRANCISCO)...Saw action on special teams...Did not record any statistics... **(9/17 vs BUFFALO)**...Saw action on special teams... Did not record any statistics... **(9/24 vs NEW ORLEANS)**...Saw action on special teams...Did not record any statistics... **(10/1 at NEW ENGLAND)**...Started at cornerback in place of an injured Daryl Worley...Did not record any statistics... **(10/8 at DETROIT)**...Served as a reserve cornerback...Tallied one tackle... **(10/12 vs PHILADELPHIA)**...Served as a reserve cornerback...Recorded two tackles... **(10/22 at CHICAGO)**...Served as a reserve cornerback and saw action on special teams...Tallied one tackle... **(10/29 at TAMPA BAY)**...Saw action as a reserve cornerback...Tallied three tackles and one pass defense...Also tallied two special teams tackles... **(11/5 vs ATLANTA)**...Saw action as a reserve cornerback...Tallied one pass defense and a season-high four tackles... **(11/13 vs MIAMI)**...Saw significant time at cornerback...Tallied one tackle and one pass defense...**(11/26 at NEW YORK JETS)**...Saw action as a reserve cornerback and on special teams...Tallied one special teams tackle... **(12/3 at NEW ORLEANS)**...Notched second start of the season...Recorded two tackles...Added one special teams tackle...**(12/10 vs. MINNESOTA)**...Saw action as a reserve cornerback and on defense...Recorded one tackle...Added one special teams tackle...**(12/17 vs. GREEN BAY)**...Saw action as a reserve defensive back and on special teams...Tallied two tackles and two passes defended...**(12/24 vs. TAMPA BAY)**...Saw action on defense and special teams...Tallied one tackle...**(12/31 at ATLANTA)**...Saw action on defense and on special teams. **POSTSEASON: (1/7 at NEW ORLEANS)**...Inactive with an illness.

SINGLE-GAME CAREER HIGHS

TACKLES	4	vs. Atlanta (11/5/17)
PASSES DEFENSED	2	vs. Green Bay (12/17/17)

WORLEY CAREER STATISTICS

Year	Team	GP/GS	Tot	T	A	Sack	Yds	INT	Yds	Lg	TD	PD	FF	FR	Yds
2016	Carolina	16/11	81	68	13	1.0	7.0	1	22	22	0	10	0	0	0
2017	Carolina	15/14	72	63	9	0.0	0.0	2	0	0	0	7	0	0	0
Totals		31/25	153	131	22	1.0	7.0	2	22	22	0	17	0	0	0

REGULAR SEASON HIGHLIGHTS:

- Recorded first interception of the season in Week 14 vs. Minnesota (12/10/17).
- Posted second interception of the season in Week 15 vs. Green Bay (12/17/17).

GP/GS/DNP/IA: (15/14/0/1) [1/1/0/0]

SEASON NOTES: (9/10 at SAN FRANCISCO)...Started at cornerback...Tallied six tackles and led the team with two passes defended... **(9/17 vs BUFFALO)**...Started at cornerback and tallied six tackles... **(9/24 vs NEW ORLEANS)**...Started at cornerback...Tallied a season-best nine tackles... **(10/1 at NEW ENGLAND)**...Inactive with a shoulder injury... **(10/8 at DETROIT)**...Started at cornerback...Tallied two tackles... **(10/12 vs PHILADELPHIA)**...Started at cornerback...Recorded one tackle...Also tallied one special teams tackle... **(10/22 at CHICAGO)**...Started at cornerback and recorded two tackles... **(10/29 at TAMPA BAY)**...Started at cornerback...Recorded three tackles... **(11/5 vs ATLANTA)**...Started at cornerback and recorded three tackles... **(11/13 vs MIAMI)**...Started at cornerback and recorded one tackle...**(11/26 at NEW YORK JETS)**...Started at cornerback and recorded seven tackles and one pass defense... **(12/3 at NEW ORLEANS)**...Recorded three tackles and tied a season high of two passes defended...**(12/10 vs. MINNESOTA)**...Started at cornerback...Recorded one interception and tied a season-high nine tackles, previously set in Week 3 vs. New Orleans (9/24/17)...Picked off Vikings Quarterback Case Keenum on the opening drive of the game, his first interception of the season... **(12/17 vs. GREEN BAY)**...Started at cornerback...Tallied seven tackles and one interception...**(12/24 vs. TAMPA BAY)**...Started at cornerback and tallied seven tackles... **(12/31 at ATLANTA)**...Started at cornerback and recorded six tackles and one pass defense.

POSTSEASON: (1/7 at NEW ORLEANS)...Started at cornerback...Tallied four tackles and one pass defended.

SINGLE-GAME CAREER HIGHS

TACKLES	12	vs. San Diego (12/11/16)
SACKS	1	vs. Arizona (10/30/16)
INTERCEPTIONS	1	3x, vs. Green Bay (12/17/17)

QUARTERBACKS



DEREK ANDERSON

Ht: 6-6 Wt: 235 Exp: 13
Oregon State Aqd: FA '11
Career GP/GS: (76/47) [2/0]



GARRETT GILBERT

Ht: 6-4 Wt: 230 Exp: 1
SMU Aqd: FA '17
Career GP/GS: (0/0) [0/0]

ANDERSON CAREER STATISTICS

YR	Team	G/GS	ATT	CMP	PCT	YDS	TD	INT	LNG	RSH	YDS	TD	RTG	SK/YDS
2005	Balt/Clev	0/0	0	0	0.0	0	0	0	0	0	0	0	0.0	0/0
2006	Cleveland	5/3	117	66	56.4	793	5	8	56	4	47	0	63.1	8/66
2007	Cleveland	16/15	527	298	56.5	3787	29	19	78t	32	70	3	82.5	14/109
2008	Cleveland	10/9	283	142	50.2	1615	9	8	70	25	55	0	66.5	14/87
2009	Cleveland	8/7	182	81	44.5	888	3	10	43	10	8	2	42.1	11/75
2010	Arizona	12/9	327	169	51.7	2065	7	10	43	5	25	0	65.9	25/176
2011	Carolina	2/0	0	0	0.0	0	0	0	0	2	-2	0	0.0	0/0
2012	Carolina	2/0	4	4	100.0	58	0	0	23	0	0	0	118.8	0/0
2013	Carolina	4/0	0	0	0.0	0	0	0	0	5	0	0	0.0	0/0
2014	Carolina	6/2	97	65	67.0	701	5	0	35t	8	24	0	105.2	4/17
2015	Carolina	3/0	6	4	66.7	36	0	0	24	7	-2	0	82.6	0/0
2016	Carolina	5/2	53	36	67.9	453	2	5	48	1	4	0	67.6	0/0
2017	Carolina	3/0	8	2	28.6	17	0	0	9	0	0	0	39.6	0/0
Total		76/47	1604	867	54.1	10,413	60	60	78t	99	229	5	71.1	76/530

GILBERT CAREER STATISTICS

YR	Team	G/GS	ATT	CMP	PCT	YDS	TD	INT	LNG	RSH	YDS	TD	RTG	SK/YDS
2017	Carolina	0/0	0	0	0.0	0	0	0	0	0	0	0	0.0	0/0
Total		0/0	0	0	0.0	0	0	0	0	0	0	0	0.0	0/0

GP/GS/DNP/IA: (0/0/0/10) [0/0/0/1]

SEASON NOTES: **SEASON NOTES:** Signed to the active roster from the practice squad (10/17)...(10/22 AT CHICAGO)...Inactive...(10/29 AT TAMPA BAY)...Inactive... (11/5 VS. ATLANTA)...Inactive...(11/13 VS. MIAMI)...Inactive...(11/26 AT NEW YORK JETS)...Inactive...(12/3 AT NEW ORLEANS)...Inactive...(12/10 VS. MINNESOTA)... Inactive...(12/17 VS. GREEN BAY)...Inactive...(12/24 VS. TAMPA BAY)...Inactive... (12/31 AT ATLANTA)...Inactive.
POSTSEASON: (1/7 AT NEW ORLEANS)...Inactive.

CAREER HONORS:

- Pro Bowl (2007)
- AFC Offensive Player of the Week (2007: Week 2)

GP/GS/DNP/IA: (3/0/13/0) [1/0/0/0]

SEASON NOTES: (9/10 AT SAN FRANCISCO)...Dressed but did not play...(9/17 VS. BUFFALO)...Dressed but did not play...(9/24 VS. NEW ORLEANS)...Saw action on two drives in the fourth quarter, completing 2-of-7 passes for 17 yards...(10/1 AT NEW ENGLAND)...Did not play...(10/8 AT DETROIT)...Did not play...(10/12 VS. PHILADELPHIA)...Did not play...(10/22 AT CHICAGO)...Did not play...(10/29 AT TAMPA BAY)...Did not play...(11/5 VS. ATLANTA)...Did not play...(11/13 VS. MIAMI)...Saw action on the final drive of the fourth quarter...Did not record any statistics...(11/26 AT NEW YORK JETS)...Did not play...(12/3 AT NEW ORLEANS)...Did not play...(12/10 VS. MINNESOTA)...Dressed but did not play...(12/17 VS. GREEN BAY)...Dressed but did not play...(12/24 VS. TAMPA BAY)...Saw action on one play, throwing an incompletion on his only attempt...(12/31 AT ATLANTA)...Dressed but did not play.

POSTSEASON: (1/7 AT NEW ORLEANS)...Saw action on one offensive snap, stepping in for an injured Cam Newton...Only attempt of the game was an incompletion.

SINGLE-GAME CAREER HIGHS

PASS ATTEMPTS	48	3x, last vs. Cincinnati (10/4/09)
PASS COMPLETIONS	29	2x, last at Cincinnati (12/23/07)
PASSING YARDS	364	vs. Seattle (11/4/07)
LONG PASS	78t	vs. Baltimore (9/30/07)
TOUCHDOWN PASSES	5	vs. Cincinnati (9/16/07)
INTERCEPTIONS	4	2x, last at Cincinnati (12/23/07)



CAM NEWTON

Ht: 6-5 Wt: 245 Exp: 7
Auburn Aqd: D1 '11
Career GP/GS: (109/108) [7/7]

NEWTON CAREER STATISTICS

YR	Team	G/GS	ATT	CMP	PCT	YDS	TD	INT	LNG	RSH	YDS	TD	RTG	SK/YDS
2011	Carolina	16/16	517	310	60.0	4051	21	17	91	126	706	14	84.5	35/260
2012	Carolina	16/16	485	280	57.7	3869	19	12	82	127	741	8	86.2	36/244
2013	Carolina	16/16	473	292	61.7	3379	24	13	79	111	585	6	88.8	43/336
2014	Carolina	14/14	448	262	58.5	3127	18	12	51	103	539	5	82.1	38/300
2015	Carolina	16/16	495	296	59.8	3837	35	10	74	132	636	10	99.4	33/284
2016	Carolina	15/14	510	270	52.9	3509	19	14	88	90	359	5	75.8	36/277
2017	Carolina	16/16	492	291	59.1	3302	22	16	64	139	754	6	80.7	35/242
Total		109/108	3420	2001	58.5	25074	158	94	91	828	4320	54	85.3	256/1943

CAREER HONORS:

- AP NFL MVP (2015)
- AP Offensive Player of the Year (2015)
- First-team AP All-Pro (2015)
- 3x Pro Bowl (2015, 2013, 2011)
- AP Offensive Rookie of the Year (2011)
- 7x NFC Offensive Player of the Week (2017: 10; 2015: 9, 11, 13, 15, 17; 2011: 13)
- NFC Offensive Rookie of the Month (2011 September)
- Carolina's all-time passing leader

2017 REGULAR SEASON HIGHLIGHTS:

- Threw two touchdown passes in his season debut at San Francisco (9/10/17) after offseason shoulder surgery.
- Became first NFL quarterback in history with 50 rushing touchdowns against New England (10/1/17). . . Tallied sixth career game with three passing touchdowns and one rushing touchdown, tied for first in NFL history. . . Recorded first career game with at least 300 passing yards while completing at least 75 percent of his passes. . . Became the Panthers' all-time leader in wins with 54 as he surpassed Jake Delhomme.
- Registered second consecutive 300-yard passing game at Detroit (10/8/17) for only second time in career with back-to-back 300-yard passing games. . . Notched fourth-best pass rating of career at 141.8. . . Passed Brett Favre to move into third place for most total touchdowns for a QB in first seven seasons.
- Key contributor to an offense that set a franchise record with 548 total net yards against Miami, breaking the previous mark of 543 at Chicago (10/2/11). . . Surpassed 4,000 career rushing yards. . . Posted second-longest rush of career with his 69-yard scamper.
- Scored fifth rushing touchdown of the season. . . Only player in the NFL with five or more rushing touchdowns in each of the past seven seasons (2011-17).
- Posted second game-winning drive of the season in Week 14 vs. Minnesota (12/10/17). . . Became first quarterback in NFL history with two 60+ yard runs in the same season.
- Threw for four touchdowns and ran for 58 yards against Green Bay (12/17/17), becoming first QB in NFL history with two games in one season with four touchdown passes and at least 50 yards rushing. . . Joins Michael Vick as only QBs in NFL history with four seasons of 600 rushing yards or more. . . Passed Matt Ryan and moved into second all-time in total yards (passing and rushing) in the first seven seasons of a career.
- Rushed for 52 yards in Week 16 vs. Tampa Bay to bring career total to 4,261 yards, passing Steve Young (4,239) to move into third place in career rushing yards by an NFL quarterback. . . Had 15th career game-winning drive and third of season in fourth quarter comeback against Tampa Bay capped by a two-yard touchdown run.
- Cam Newton rushed for a team-high 59 yards against the Falcons, finishing the season with a career-high 754 rushing yards, the eighth-best rushing season by a quarterback in NFL history
- Finished his seventh season with 4,320 career rushing yards, the most rushing yards by any quarterback after seven seasons.
- Led a Carolina offense that averaged 32:17 minutes of possession per game this season, breaking the franchise record of 31:54 which was set in 2013.

GP/GS/DNP/IA: (16/16/0/0) [1/1/0/0]

SEASON NOTES: (9/10 AT SAN FRANCISCO) . . . Started at quarterback and completed 14-of-25 passes for 171 yards and two touchdowns and one interception for a passer rating of 87.3. . . Finished the game completing 9-of-9 passes (excluding a spike) after starting 5-of-15. . . **(9/17 VS. BUFFALO)** . . . Started at quarterback and completed 20-of-32 passes for 228 yards. . . Hit seven different receivers and targeted nine different Panthers. . . Ran for 27 yards on five carries. . . **(9/24 VS. NEW ORLEANS)** . . . Started at quarterback and threw for 167 yards on 17-of-26 throwing with three interceptions. . . Rushed three times for 16 yards and the team's only touchdown. . . **(10/1 AT NEW ENGLAND)** . . . Threw for 316 yards while completing 75.9 percent of his passes for three touchdowns and a QB rating of 130.8. . . Ran for a touchdown in the second consecutive game, tallying his 50th career rushing TD, the most by any QB in NFL history and the second-most among all NFL players since 2011. . . Produced his sixth career game with three passing touchdowns and one rushing touchdown, tied for the most among any player in NFL history. . . **(10/8 AT DETROIT)** . . . Led Carolina to victory with 355 yards and three touchdowns through the air with no interceptions, tallying a QB rating of


141.8, the fourth-highest of his career. . . Produced back-to-back 300-yard games for just the second time of his career. . . His three touchdowns passed Brett Favre for third all-time in total TDs by a QB in the first seven seasons of his career. . . **(10/12 VS. PHILADELPHIA)** . . . Threw for 239 yards and one touchdown against three interceptions. . . Notched 28 completions, tied for the second most of his career, on a career-high 52 attempts. . . Rushed for 71 yards and one touchdown on 11 carries. . . Touchdown was the 51st of Newton's career, breaking a tie with Muhsin Muhammad (50 from 1996-2004, 2008-09) for the fourth-most touchdowns in Panthers history. . . **(10/22 AT CHICAGO)** . . . Started at quarterback and totaled 211 yards on 21-of-34 passes with two interceptions. . . Rushed nine times for a team-leading 50 yards. . . **(10/29 AT TAMPA BAY)** . . . Started at quarterback and threw for 154 yards on 18-of-32 passes with one touchdown and one interception for a passer rating of 66.4. . . **(11/5 VS. ATLANTA)** . . . Started at quarterback and threw for 137 yards on 13-of-24 passes with for a passer rating of 71.0. . . Rushed nine times for 86 yards, including a nine-yard touchdown run, his fourth of the season. . . Part of an offense that totaled 201 yards rushing, the most since a 204-yard effort against Philadelphia (10/25/15). . . **(11/13 VS. MIAMI)** . . . Started at quarterback and improved record to 5-1 all-time on Monday Night Football. . . Named the NFC Offensive Player of the Week after completing 21-of-35 passes for 254 yards and four touchdowns for a passer rating of 120.4. . . Recorded 95 rushing yards on five attempts, including a 69-yard run in the third quarter, the second longest run of his career (72 vs. Atlanta, 12/19/12). . . Became the first quarterback with at least two passing touchdowns in each of his first six MNF games. . . Surpassed 4,000 career rushing yards. . . **(11/26 AT NEW YORK JETS)** . . . Started at quarterback and totaled 168 yards on 11-28 passes, finishing with a 59.8 passer rating. . . Added 28 rushing yards and one touchdown on nine rushes. . . **(12/3 AT NEW ORLEANS)** . . . Started at quarterback completed 17-of-27 passes for 183 yards and two touchdowns. . . Added a team-high 51 rushing yards on six attempts. . . **(12/10 VS. MINNESOTA)** . . . Started at quarterback and completed 13-of-25 passes for 137 yards, one touchdown and one interception. . . Tied a season-high of 11 rushing attempts for 70 yards, including a fourth quarter 62-yard run to set Carolina up for the game-winning touchdown. . . Recorded second game-winning drive of the season and first since Week 4 at New England (10/1/17). . . **(12/17 VS. GREEN BAY)** . . . Started at quarterback and passed for 242 yards and four touchdowns with no interceptions, while also rushing for 58 yards. . . Became first QB in NFL history with two games in same season with four passing TDs and over 50 yards rushing. . . **(12/24 VS. TAMPA BAY)** . . . Started at quarterback and completed 16-of-25 attempts for 160 yards and one interception. . . Led the offense with a team-high 52 rushing yards, including the game-winning two-yard touchdown run with 0:39 seconds remaining. . . **(12/31 AT ATLANTA)** . . . Started at quarterback and completed 14-of-34 passes for 180 yards, one touchdown and three interceptions. . . Added a team-high 59 rushing yards on 11 attempts.

POSTSEASON: (1/7 AT NEW ORLEANS) . . . Started at quarterback and completed 24-of-40 passes for 349 yards, two touchdowns and no interceptions for a passer rating of 105.1. . . Set a new franchise record for most passing yards in a postseason game, surpassing his previous record of 335 vs. Arizona (1/24/16), and also tied the franchise record for most completions in a postseason game. . . Passed Jake Delhomme to move into first place all-time with 134 career postseason completions. . . Added 37 rushing yards on eight attempts.

SINGLE-GAME CAREER HIGHS:

PASS ATTEMPTS	52	vs. Philadelphia (10/12/17)
PASS COMPLETIONS	29	at Cincinnati (10/12/14)
COMPLETION PCT (min 20)	84.0	at Tennessee (11/15/15)
PASSING YARDS	432	vs. Green Bay (9/18/11)
PASSING TDS	5	3x, last at New York Giants (12/20/15)
INTERCEPTIONS	4	at Detroit (11/20/11)
LONG PASS	91T	vs. Tampa Bay (12/24/11)
RUSH ATTEMPTS	17	at Cincinnati (10/12/14)
RUSHING YARDS	116	vs. Atlanta (12/9/12)
RUSHING TDS	3	at Tampa Bay (12/4/11)
LONG RUSH	72T	vs. Atlanta (12/19/12)
TOTAL RUSH/PASS YARDS	440	2x, last at New York Giants (12/20/15)
TOTAL RUSH/PASS TDS	5	3x, last at New York Giants (12/20/15)

RUNNING BACKS



ALEX ARMAH

Ht: 6-2 Wt: 255 Exp: R
 West Georgia Aqd: D6 '17
 Career GP/GS: (9/0) [1/0]


ARMAH CAREER STATISTICS

YR	Team	G/GS	RSH	YDS	AVG	LNG	TD	REC	YDS	AVG	LNG	TD
2017	Carolina	9/0	0	0	0.0	0	0	0	0	0	0	0
Total		9/0	0	0	0.0	0	0	0	0	0	0	0

GP/GS/DNP/IA: (9/0/0/5) [1/0/0/0]

SEASON NOTES: (9/24 VS. NEW ORLEANS)...Saw action on special teams...(10/1 AT NEW ENGLAND)...Played on special teams...(10/8 AT DETROIT)...Saw first snap on offense of his career...Played on special teams...(10/12 VS. PHILADELPHIA)...Saw action on special teams and offense...(10/22 AT CHICAGO)...Saw action on special teams and offense...(10/29 AT TAMPA BAY)...Inactive with a hamstring injury...(11/6 VS. ATLANTA)...Saw action on special teams and offense...Received reps on offense at fullback and tight end after an injury to tight end Chris Manhertz...(11/13 VS. MIAMI)...Saw action on special teams and offense at fullback...Tallied one special teams tackle...(11/26 AT NEW YORK JETS)...Inactive...(12/3 AT NEW ORLEANS)...Saw action on offense at fullback...(12/10 VS. MINNESOTA)...Inactive...(12/17 VS. GREEN BAY)...Inactive...(12/24 VS. TAMPA BAY)...Inactive...(12/31 AT ATLANTA)...Saw action at fullback and on special teams...Did not record any statistics.

POSTSEASON: (1/7 AT NEW ORLEANS)...Saw action on offense and on special teams...Did not record any statistics.



CAMERON ARTIS-PAYNE

Ht: 5-10 Wt: 215 Exp: 3
 Auburn Aqd: Db5 '15
 Career GP/GS: (23/3) [2/0]

ARTIS-PAYNE CAREER STATISTICS

YR	Team	G/GS	RSH	YDS	AVG	LNG	TD	REC	YDS	AVG	LNG	TD
2015	Carolina	7/0	45	183	4.1	31	1	5	58	11.6	20	0
2016	Carolina	3/3	36	144	4.0	14	2	1	11	11.0	11	0
2017	Carolina	13/0	18	95	5.3	43	1	1	2	2.0	2	0
Total		23/3	99	422	4.3	43	4	7	71	10.1	20	0

GP/GS/DNP/IA: (13/0/0/3) [1/0/0/0]

SEASON NOTES: (9/10 AT SAN FRANCISCO)...Inactive...(9/17 VS. BUFFALO)...Inactive...(9/24 VS. NEW ORLEANS)...Inactive...(10/1 AT NEW ENGLAND)...Played on special teams...(10/8 AT DETROIT)...Played on special teams...(10/12 VS. PHILADELPHIA)...Played on special teams and saw one snap on offense...(10/22 AT CHICAGO)...Played on special teams...(10/29 AT TAMPA BAY)...Rushed four times for eight yards with a long of 11...Added one reception for two yards...Saw action on special teams...(11/5 VS. ATLANTA)...Rushed once for three yards...Saw action on special teams...(11/13 VS. MIAMI)...Rushed seven times for a season-high 68 yards and one touchdown...Posted second-highest single game rushing total of his career (85 yards, vs. Tampa Bay 10/10/16), including a career-long 43-yard run in the fourth quarter...Scored first touchdown of the season on a 12-yard run in the third quarter...Added one special teams tackle...(11/26 AT NEW YORK JETS)...Saw action as a reserve running back and on special teams...Tallied one rush for no gain...Recorded one special teams tackle...(12/3 AT NEW ORLEANS)...Saw action on special teams...(12/10 VS. MINNESOTA)...Saw action on special teams, tallying one tackle...(12/17 VS. GREEN BAY)...Saw action on special teams...Tallied one special teams tackle...(12/24 VS. TAMPA BAY)...Inactive...(12/31 AT ATLANTA)...Rushed the ball five times for 16 yards.

POSTSEASON: (1/7 AT NEW ORLEANS)...Saw action on special teams...Did not record any statistics.

SINGLE-GAME CAREER HIGHS

RUSH ATTEMPTS	18	vs. Tampa Bay (10/10/16)
RUSHING YARDS	85	vs. Tampa Bay (10/10/16)
LONG RUSH	43	vs. Miami (11/13/17)
RUSHING TDS	2	vs. Tampa Bay (10/10/16)
RECEPTIONS	2	2x, last vs. Tampa Bay (1/3/15)
RECEIVING YARDS	34	at New York Giants (12/20/15)



CHRISTIAN McCAFFREY

Ht: 5-11 Wt: 205 Exp: R
Stanford Aqd: D1 '17
Career GP/GS: (16/10) [1/1]

GP/GS/DNP/IA: (16/10/0/0) [1/1/0/0]

2017 REGULAR SEASON HIGHLIGHTS:

- Finished as the franchise record-holder for most receptions (80), receiving yards (651) and receiving touchdowns (5) by a running back in a single season. He also set the franchise record for most receptions by a rookie, scrimmage yards by a rookie (1,086), yards after catch by a rookie (593) and first downs by a rookie (57).
- Became first rookie running back in NFL history with at least 70 receptions and five receiving touchdowns.
- Finished third in franchise history in all-purpose yards (1,306) by a rookie.
- Finished second in the NFL for the most receptions by a rookie running back with 80 and second with 651 receiving yards.
- Totaled 92 all-purpose yards in his career debut at San Francisco (9/10/17).
- Tallied first 100-yard receiving game against New Orleans (9/24/17), becoming first Panther running back with 100 receiving yards since Jonathan Stewart vs. Green Bay (9/18/11).
- Scored first career touchdown on a six-yard shovel pass at Detroit (10/8/17).
- Notched second career touchdown with a 1-yard reception vs. Philadelphia (10/12/17).
- Notched first career rushing touchdown vs. Atlanta (11/5/17) on a 4-yard run in the second quarter.
- Had career-best 136 yards from scrimmage against Green Bay (12/17), catching fifth touchdown.

SEASON NOTES: (9/10 AT SAN FRANCISCO)...Started at running back and totaled 47 yards on the ground and 38 receiving yards in rookie debut...**(9/17 VS. BUFFALO)**...Tallied 10 yards rushing and 34 yards receiving on eight carries and four receptions...Totaled 30 punt return yards on five returns with one fair catch, including a long return of 11 yards...**(9/24 VS. NEW ORLEANS)**...Led team with 101 yards receiving on nine receptions, including career-long 37-yard reception...Became first Panthers running back since Jonathan Stewart in 2011 to amass 100 receiving yards in a game...Rushed for 16 yards on four carries...**(10/1 AT NEW ENGLAND)**...Rushed for 44 yards on eight carries, while also posting four receptions for 33 yards...Had two punt returns for 25 yards...Averaged 19.3 yards on three returns...**(10/8 AT DETROIT)**...Caught five passes for 31 yards, including a six-yard shovel pass for his first career touchdown...**(10/12 AT PHILADELPHIA)**...Recorded 56 receiving yards and one touchdown on a career-high 10 receptions...Rushed four times for eight yards...Returned three punts for 35 yards, including a career-long 25 yard return into Philadelphia territory to help set up a touchdown...**(10/22 AT CHICAGO)**...Started at running back...Recorded a game-high seven receptions for 36 yards...Rushed seven times for 10 yards...Returned three punts for 17 yards...**(10/29 AT TAMPA BAY)**...Tied the game high with five receptions for a team-leading 49 yards...Established a new franchise record for receptions by a running back with 49, surpassing the previous record of 47 by Jonathan Stewart in 2011...Rushed four times for three yards...**(11/5 VS. ATLANTA)**...Rushed for a career-high 66 yards and a four-yard touchdown on 15 carries...Added five receptions for 28 yards...Part of an offense that totaled 201 yards rushing, the most since a 204-yard effort against Philadelphia (10/25/15)...**(11/13 VS. MIAMI)**...Rushed for 23 yards on 5 attempts and added three receptions for 27 yards, scoring two touchdowns, one rushing and one receiving...Moved into first place all-time for receiving yards by a running back in a single season in franchise history with 433 yards, passing Jonathan Stewart's 413 yards in 2013...Became the 12th player in franchise history with a rushing and receiving touchdown in one game and the first to do it since Mike Tolbert in 2015 (10/25/15)...**(11/26 AT NEW YORK JETS)**...Accounted for 119 all-purpose yards (62 rushing, 35 receiving, 22 punt return)...Ran the ball seven times for 62 yards, including a career-long 40-yard rush in the second quarter...Caught two

McCAFFREY CAREER STATISTICS

YR	Team	G/GS	RSH	YDS	AVG	LNG	TD	REC	YDS	AVG	LNG	TD
2017	Carolina	16/10	117	432	3.7	40	2	80	651	8.1	37	5
Total		16/10	117	432	3.7	40	2	80	651	8.1	37	5

Punt Return Stats

YR	Team	No.	Yds.	Avg.	FC	Long	TD
2017	Carolina	22	162	7.4	9	25	0
Total		22	162	7.4	9	25	0

Kickoff Return Stats

YR	Team	No.	Yds.	Avg.	FC	Long	TD
2017	Carolina	3	58	19.3	0	21	0
Totals		3	58	19.3	0	21	0

passes for 35 yards and added 22 punt return yards on two attempts...**(12/3 AT NEW ORLEANS)**...Caught five passes for 33 yards and one touchdown...Added 16 rushing yards on six attempts...**(12/10 VS. MINNESOTA)**...Started at running back and rushed eight times for 35 yards...Added three receptions for 18 yards...**(12/17 VS. GREEN BAY)**...Started at running back and rushed 12 times for team-high 63 yards...Caught six catches for 73 yards and a touchdown...Totaled season-best 136 scrimmage yards...Became first rookie running back in NFL history with at least 70 receptions and five receiving touchdowns...**(12/24 VS. TAMPA BAY)**...Started at running back...Recorded 39 rushing yards on nine carries...Caught two passes for 19 yards...**(12/31 AT ATLANTA)**...Started at running back...Rushed six times for 14 yards and added five catches for 40 yards.

POSTSEASON: (1/7 AT NEW ORLEANS)...Started in his playoff debut...Finished with 101 receiving yards and a touchdown on six catches and 16 rushing yards on six carries...Scored on a 56-yard touchdown catch late in the fourth quarter, the longest reception by a running back in postseason franchise history and tied for 10th all-time in NFL postseason history...His 101 receiving yards were the most by a running back in franchise postseason history.

SINGLE-GAME CAREER HIGHS

RUSH ATTEMPTS	15	vs. Atlanta (11/5/17)
RUSHING YARDS	66	vs. Atlanta (11/5/17)
LONG RUSH	40	at New York Jets (11/26/17)
RUSHING TDS	1	2x, last vs. Miami (11/13/17)
RECEPTIONS	10	vs. Philadelphia (10/12/17)
RECEIVING YARDS	101	vs. New Orleans (9/24/17)
LONG RECEPTION	37	vs. New Orleans (9/24/17)
RECEIVING TDS	1	5x, last vs. Green Bay (12/17/17)
PUNT RETURNS	5	vs. Buffalo (9/17/17)
PUNT RETURN YARDS	35	vs. Philadelphia (10/12/17)
PUNT RETURN LONG	25	vs. Philadelphia (10/12/17)
KICKOFF RETURNS	3	at New England (10/1/17)
KICKOFF RETURN YARDS	58	at New England (10/1/17)
KICKOFF RETURN LONG	21	at New England (10/1/17)



JONATHAN STEWART

Ht: 5-10 Wt: 240 Exp: 10
 Oregon Aqd: D1 '08
 Career GP/GS: (131/64) [7/6]

STEWART CAREER STATISTICS

YR	Team	G/GS	RSH	YDS	AVG	LNG	TD	REC	YDS	AVG	LNG	TD
2008	Carolina	16/0	184	836	4.5	41	10	8	47	5.9	15	0
2009	Carolina	16/3	221	1133	5.1	67t	10	18	139	7.7	19	1
2010	Carolina	14/7	178	770	4.3	48	2	8	103	12.9	55t	1
2011	Carolina	16/3	142	761	5.4	32	4	47	413	8.8	26	1
2012	Carolina	9/6	93	336	3.6	21	1	17	157	9.2	30	1
2013	Carolina	6/1	48	180	3.8	16	0	7	44	6.3	16	0
2014	Carolina	13/8	175	809	4.6	69t	3	25	181	7.2	22	1
2015	Carolina	13/13	242	989	4.1	44	6	16	99	6.2	15	1
2016	Carolina	13/13	218	824	3.8	47	9	8	60	7.5	25	0
2017	Carolina	15/10	198	680	3.4	60t	6	8	52	6.5	21	1
Totals		131/64	1699	7318	4.3	69t	51	162	1295	8.0	55t	7

CAREER HONORS:

- Pro Bowl (2015)
- 2x NFC Offensive Player of the Week (2017: Week 14; 2009: Week 15)
- Carolina's all-time rushing leader

GP/GS/DNP/IA: (15/10/0/1) [1/1/0/0]

2017 REGULAR SEASON HIGHLIGHTS:


- Scored a receiving touchdown in the season opener at San Francisco (9/10/17). the 52nd total touchdown of his career.
- Became Carolina's all-time rushing yards leader, surpassing DeAngelo Williams (6,846) with a 68-yard effort at New England (10/1/17).
- With a 1-yard touchdown rush in the first quarter at Tampa Bay (10/29/17), Stewart tallied the 53rd total touchdown of his career, tying DeAngelo Williams (2006-14) for the second-most in franchise history.
- Had a career-high three rushing touchdowns against Minnesota (12/10), tallying his 16th career 100-yard rushing game.

SEASON NOTES: SEASON NOTES: (9/10 at SAN FRANCISCO)...Started at running back and carried the ball for a game-high 65 yards on 18 carries...Caught a nine-yard receiving touchdown to move within one total TD of DeAngelo Williams for second all-time in franchise history...**(9/17 VS. BUFFALO)**...Started at running back and carried the ball for a team-high 40 yards on 15 carries...**(9/24 VS. NEW ORLEANS)**...Rushed for a team-high 57 yards on team-high 12 carries...Had a season-long run of 17 yards...**(10/1 AT NEW ENGLAND)**...Rushed for a game-high 68 yards on 14 carries with a long run of 15 yards coming in Carolina's game-winning drive...Surpassed DeAngelo Williams as Carolina's all-time leader in rushing yards...**(10/8 AT DETROIT)**...Ran for 21 yards on 18 carries...Made three receptions for 23 yards, including a season-long 21-yard catch and run...**(10/12 VS. PHILADELPHIA)**...Rushed eight times for a loss of four yards...**(10/22 AT CHICAGO)**...Rushed for 48 yards on 14 carries...**(10/22 AT TAMPA BAY)**...Rushed for 34 yards and a touchdown on 11 carries...**(11/6 VS. ATLANTA)**...Rushed for 21 yards on 11 carries...Part of an offense that totaled 201 yards rushing, the most since a 204-yard effort against Philadelphia (10/25/15)...**(11/13 VS. MIAMI)**...Rushed 17 times for a season-high 110 yards, his 15th career 100-yard rushing performance...Averaged 6.5 yards per rush, the highest mark since his 7.5-yard rushing average in Week 14 of 2015 vs. Atlanta (12/13/15)...**(11/26 AT NEW YORK JETS)**...Started at running back and recorded 26 yards and one touchdown on 15 carries...Scored his second rushing touchdown of the season on a four-yard run in the third quarter...**(12/3 AT NEW ORLEANS)**...Started at running back...Rushed 11 times for 45 yards and one touchdown...**(12/10 VS. MINNESOTA)**...Started at running back...Set a new career high with three rushing touchdowns...Finished with 103 rushing yards on 13 attempts...Posted a 60-yard touchdown run in the first quarter, the third longest run of his career and longest since Week 14 of 2014 at New Orleans (12/7/17)...Became the eighth different player in franchise history with a three-touchdown game, and the first since Mike Tolbert on 12/30/12 at New Orleans... **(12/17 VS. GREEN BAY)**...Came off the bench and rushed for 27 yards on 11 carries...Added one catch for nine yards...**(12/24 VS. TAMPA BAY)**...Rushed seven times for 19 yards...Tallied one reception...**(12/31 AT ATLANTA)**...Inactive with back tightness.

POSTSEASON: (1/7 AT NEW ORLEANS)...Started at running back and recorded 51 rushing yards on 11 carries.

SINGLE-GAME CAREER HIGHS

RUSH ATTEMPTS	28	at New York Giants (12/27/09)
RUSHING YARDS	206	at New York Giants (12/27/09)
LONG RUSH	69t	at New Orleans (12/7/14)
RUSHING TDS	3	vs. Minnesota (12/10/17)
RECEPTIONS	8	vs. Green Bay (9/18/11)
RECEIVING YARDS	100	vs. Green Bay (9/18/11)
LONG RECEPTION	55t	at New Orleans (10/3/10)
RECEIVING TDS	1	seven times, last at San Francisco (9/10/17)



Fozzy WHITTAKER

Ht: 5-10 Wt: 205 Exp: 5
Texas Aqd: FA '14
Career GP/GS: (67/4) [5/0]

WHITTAKER CAREER STATISTICS

YR	Team	G/GS	RSH	YDS	AVG	LNG	TD	REC	YDS	AVG	LNG	TD
2013	Cle./S.D.	14/2	28	79	2.8	11	0	21	155	7.4	35t	2
2014	Carolina	10/1	32	145	4.5	17	1	5	60	12.0	26t	1
2015	Carolina	15/1	25	108	4.3	16t	1	12	64	5.3	15	0
2016	Carolina	16/0	57	265	4.6	25	0	25	226	9.0	25	0
2017	Carolina	12/0	7	18	2.6	8	0	5	47	9.4	28t	1
Totals		67/4	149	615	4.1	25	2	68	552	8.1	35t	4

GP/GS/DNP/IA: (12/0/0/4) [1/0/0/0]

SEASON NOTES: (9/10 at SAN FRANCISCO)...Saw action and had one carry for one yard...(9/17 vs. BUFFALO)...Saw action on special teams, tallying a tackle...(9/24 vs. NEW ORLEANS)...Carried twice for 12 yards, including a long run of eight yards...Saw action on special teams...(10/1 AT NEW ENGLAND)...Caught three passes for 34 yards and a touchdown...Scored touchdown on a 28-yard screen play, his longest reception as a Panther...(10/8 AT DETROIT)...Played three snaps on offense...Saw action on special teams...(10/12 VS. PHILADELPHIA)...Played two snaps on offense...Saw action on special teams...Left the game early after suffering an ankle injury...(10/22 AT CHICAGO)...Inactive with an ankle injury...(10/29 AT TAMPA BAY)...Inactive with an ankle injury...(11/6 VS. ATLANTA)...Inactive with an ankle injury...(11/13 VS. MIAMI)...Inactive with an ankle injury...(11/26 AT NEW YORK JETS)...Saw action on special teams...Returned two kickoffs for 49 yards...(12/3 AT NEW ORLEANS)...Saw action on special teams...Returned two kicks for 42 yards...(12/10 VS. MINNESOTA)...Saw action on offense and special teams...(12/17 VS. GREEN BAY)...Recorded one carry for three yards...Posted one tackle on special teams...(12/24 VS. TAMPA BAY)...Rushed one time for five yards and caught one pass for four yards...(12/31 AT ATLANTA)...Saw action as a reserve running back and on special teams...Rushed once for no gain...Caught one pass for nine yards.

POSTSEASON: (1/7 AT NEW ORLEANS)...Saw action on offense and special teams...Recorded three rushing yards on one carry...Added one special teams tackle.

SINGLE-GAME CAREER HIGHS

RUSH ATTEMPTS	16	vs. San Francisco (9/18/16)
RUSHING YARDS	100	vs. San Francisco (9/18/16)
LONG RUSH	25	vs. San Francisco (9/18/16)
RUSHING TDS	1	twice, last vs. Atlanta (12/13/15)
RECEPTIONS	9	at Atlanta (10/2/16)
RECEIVING YARDS	86	at Atlanta (10/2/16)
LONG RECEPTION	35t	at Pittsburgh (12/29/13)
RECEIVING TDS	1	four times, last at New England (10/1/17)

WIDE RECEIVERS



BRENTON BERSIN

Ht: 6-3 Wt: 210 Exp: 4
Wofford Aqd: FA '17
Career GP/GS: (42/4) [3/0]



KAELIN CLAY

Ht: 5-10 Wt: 195 Exp: 3
Utah Aqd: WV '17 (Buf)
Career GP/GS: (20/2) [1/0]

BERSIN CAREER STATISTICS

YR	Team	G/GS	REC	YDS	AVG	LNG	TD	RSH	YDS	AVG	LNG	TD
2014	Carolina	15/1	13	151	11.6	29	1	0	0	0.0	0	0
2015	Carolina	9/2	9	119	13.2	30	0	0	0	0.0	0	0
2016	Carolina	10/0	2	17	8.5	10	0	0	0	0.0	0	0
2017	Carolina	8/1	8	128	16.0	27	0	0	0	0.0	0	0
Totals		42/4	32	415	13.0	30	1	0	0	0.0	0	0

GP/GS/DNP/IA: (8/1/0/0) [1/0/0/0]

SEASON NOTES: (9/2)...Placed on injured reserve with a shoulder injury...**(9/11)**... Released with an injury settlement...**(11/1)**...Signed as a free agent...**(11/5 VS. ATLANTA)**...Saw action on special teams and offense...Did not record any statistics...**(11/13 VS. MIAMI)**...Saw action on special teams and as a reserve wide receiver... Caught one pass for 12 yards, his first catch of the season...Tallied one special teams tackle...**(11/26 AT NEW YORK JETS)**...Saw action on special teams and as a reserve wide receiver...Did not record any statistics...**(12/3 AT NEW ORLEANS)**...Saw action at wide receiver and caught one pass for 18 yards...**(12/10 VS. MINNESOTA)**...Caught one pass for 17 yards...Saw action on special teams...**(12/17 VS. GREEN BAY)**...Saw action on offense but was not targeted...**(12/24 VS. TAMPA BAY)**...Notched first start of the season...Recorded season-highs with three receptions for 45 yards...**(12/31 AT ATLANTA)**...Caught two passes for 36 yards, including a season-long 27-yard reception in the second quarter.

POSTSEASON: (1/7 AT NEW ORLEANS)...Caught two passes for 27 yards...Saw action on special teams.

SINGLE-GAME CAREER HIGHS

RECEPTIONS	4	at Tampa Bay (10/4/15)
RECEIVING YARDS	54	at Tampa Bay (10/4/15)
RECEIVING TDS	1	at Green Bay (10/19/14)
LONG RECEPTION	30	at Tampa Bay (10/4/15)
KICKOFF RETURNS	3	vs. New Orleans (10/30/14)
KICKOFF RETURN YARDS	72	vs. Seattle (10/26/14)
LONG KICKOFF RETURN	49	vs. Seattle (10/26/14)
PUNT RETURNS	3	at Philadelphia (11/10/14)
PUNT RETURN YARDS	19	2x, last at Philadelphia (11/10/14)
LONG PUNT RETURN	18	vs. Tampa Bay (12/14/14)

CLAY CAREER STATISTICS

YR	Team	G/GS	REC	YDS	AVG	LNG	TD	RSH	YDS	AVG	LNG	TD
2015	Baltimore	7/0	0	0	0.0	0	0	0	0	0.0	0	0
2016	Baltimore											
INJURED RESERVE - FOOT												
2017	Buffalo	4/0	1	28	28.0	28	0	1	0	0.0	0	0
2017	Carolina	9/2	5	57	11.4	15	0	2	27	13.5	29	0
Total		20/2	6	85	14.2	28	0	3	27	9.0	29	0

Punt Return Stats

YR	Team	No.	Yds.	Avg.	FC	Long	TD
2015	Baltimore	23	244	10.6	3	82t	1
2017	Buffalo	2	2	1.0	1	2	0
2017	Carolina	17	147	8.6	8	60	1
Total		42	393	9.4	12	82	2

Kickoff Return Stats

YR	Team	No.	Yds.	Avg.	Long	TD
2015	Baltimore	14	343	24.5	39	0
2017	Buffalo	0	0	0.0	0	0
2017	Carolina	3	52	17.3	19	0
Total		17	395	23.2	39	0

2017 REGULAR SEASON HIGHLIGHTS:

- Scored a touchdown on a 60-yard punt return in Week 12 at New York Jets (11/26)...Added one rush for 29 yards, a career-long.


GP/GS/DNP/IA: (9/2/0/0) [1/0/0/0]

SEASON NOTES: (10/24)...Claimed off waivers from Buffalo by Carolina...Recorded one reception for 28 yards and two punt returns for two yards with Buffalo before returning to Carolina...Spent the offseason with Carolina before being traded along with a 2019 seventh-round draft choice to Buffalo in exchange for cornerback Kevon Seymour...**(10/29 AT TAMPA BAY)**...Returned three punts for 22 yards with a long of 11 yards...**(11/5 VS. ATLANTA)**...Returned three punts for two yards...**(11/13 VS. MIAMI)**...Saw action as a reserve wide receiver and caught one pass for five yards, his first catch of the season...**(11/26 AT NEW YORK JETS)**...Returned a fourth-quarter punt 60 yards for a touchdown...Second career touchdown and first with Carolina...First Panthers punt return for a touchdown since Philly Brown vs. Chicago (10/5/14)...Also rushed the ball one time for 29 yards...**(12/3 AT NEW ORLEANS)**...Notched first-career start...Tallied one catch for 13 yards and 20 punt return yards on three attempts...**(12/10 VS. MINNESOTA)**...Served as a reserve wide receiver and saw action on special teams...Returned one punt for seven yards...**(12/17 VS. GREEN BAY)**...Served as a reserve wide receiver and had two targets but no receptions...Returned one punt for five yards...Made one tackle on special teams...**(12/24 VS. TAMPA BAY)**...Caught two passes for 24 yards...Returned one punt for three yards...**(12/31 AT ATLANTA)**...Started at wide receiver...Caught one pass for 15 yards...Recorded 34 total return yards.

POSTSEASON: (1/7 AT NEW ORLEANS)...Caught three passes for 32 yards...Returned two punts for 11 yards.

SINGLE-GAME CAREER HIGHS

RECEPTIONS	2	vs. Tampa Bay (12/24/17)
RECEIVING YARDS	28	vs. Denver (9/24/17)
LONG RECEPTION	28	vs. Denver (9/24/17)
KICKOFF RETURNS	6	vs. Kansas City (12/20/15)
KICKOFF RETURN YARDS	153	vs. Kansas City (12/20/15)
LONG KICKOFF RETURN	39	vs. Kansas City (12/20/15)
PUNT RETURNS	6	at Cincinnati (1/3/16)
PUNT RETURN YARDS	112	at Cleveland (11/30/15)
PUNT RETURN TDS	1	2x, last at New York Jets (11/26/17)
LONG PUNT RETURN	82t	at Cleveland (11/30/15)
COMBINED NET YARDS	180	vs. Kansas City (12/20/15)



MOSE FRAZIER

Ht: 5-11 Wt: 190 Exp: 1
Memphis Aqd: FA '17
Career GP/GS: (1/0) [1/0]

BERSIN CAREER STATISTICS

YR	Team	G/GS	REC	YDS	AVG	LNG	TD	RSH	YDS	AVG	LNG	TD
2017	Carolina	1/0	0	0	0.0	0	0	0	0	0.0	0	0
Totals		1/0	0	0	0.0	0	0	0	0	0.0	0	0

GP/GS/DNP/IA: (1/0/0/1) [1/0/0/0]

SEASON NOTES: (12/22)...Signed to the active roster from the practice squad...**(12/24 VS. TAMPA BAY)**...Saw action in first career game...Did not record any statistics...**(12/31 AT ATLANTA)**...Inactive.

POSTSEASON: (1/7 AT NEW ORLEANS)...Saw action on special teams and as a reserve wide receiver...Did not record any statistics.



DEVIN FUNCHESS

Ht: 6-4 Wt: 225 Exp: 3
Michigan Aqd: D2 '15
Career GP/GS: (47/28) [4/4]

FUNCHESS CAREER STATISTICS

YR	Team	G/GS	REC	YDS	AVG	LNG	TD	RSH	YDS	AVG	LNG	TD
2015	Carolina	16/5	31	473	15.3	52	5	0	0	0.0	0	0
2016	Carolina	15/7	23	371	16.1	48	4	0	0	0.0	0	0
2017	Carolina	16/16	63	840	24.0	44	8	0	0	0.0	0	0
Totals		47/28	117	1684	14.4	52	17	0	0	0.0	0	0

GP/GS/DNP/IA: (16/16/0/0) [1/1/0/0]

2017 REGULAR SEASON HIGHLIGHTS:


- Recorded first-career multi-touchdown game with two scores at New England (10/1).
- Caught third touchdown in two games in homecoming return to Detroit (10/8).
- Notched second multi-touchdown game of the season against Miami (11/13) on Monday Night Football, scoring two touchdowns with 92 receiving yards.
- Tallied first 100-yard receiving game of the season at the New York Jets (11/26), tying a career-high with seven catches for 108 yards.
- Made fourth receiving touchdown in four games against Minnesota (12/10), tying for second in the NFL over that stretch.
- Finished with career highs in receptions (63), receiving yards (840), and receiving touchdowns (8).

SEASON NOTES: (9/10 AT SAN FRANCISCO)...Started at wide receiver and caught two passes for 20 yards...**(9/17 VS. BUFFALO)**...Started at wide receiver and caught four passes for 68 yards, including a long of 24 yards...**(9/24 VS. NEW ORLEANS)**...Started and made four catches for 58 yards, with a long of 21 yards...**(10/1 AT NEW ENGLAND)**...Tallied seven catches for 70 yards...Caught two touchdown passes, marking the first multi-TD game of his career...**(10/8 AT DETROIT)**...Tallied game-high seven receptions for 53 yards and one touchdown in homecoming return to Michigan...Touchdown catch was his third in the last two games...**(10/12 VS. PHILADELPHIA)**...Recorded three receptions for 36 yards...**(10/22 AT CHICAGO)**...Recorded four receptions for 41 yards...**(11/5 VS. ATLANTA)**...Notched a season-high 86 yards on five receptions...**(11/13 VS. MIAMI)**...Started at wide receiver and recorded 92 receiving yards and two touchdowns on five receptions...Caught a screen pass in the third quarter and ran the ball 28 yards for a touchdown...Posted second score of the game on a 32-yard touchdown pass in the fourth quarter...Notched second multi-touchdown game of career, first since Week 4 of this season at New England (10/1/17)...**(11/26 AT NEW YORK JETS)**...Caught seven passes for a season-best 108 yards, his first 100-yard performance of the season...His seven receptions tie for a career-best...Became the fourth different player (Funchess, Dickson, McCaffrey, Benjamin) to record a 100-yard receiving game for Carolina this season, marking the first time in franchise history that Carolina has had four different players record a 100-yard receiving game in a single season...**(12/3 AT NEW ORLEANS)**...Started at wide receiver and recorded a team-high 60 yards and one touchdown on four catches...Scored a touchdown on a 24-yard catch in the fourth quarter...**(12/10 VS. MINNESOTA)**...Started at wide receiver and caught three passes for 59 yards and one touchdown...Scored on an 18-yard pass in the third quarter...**(12/17 VS. GREEN BAY)**...Started at wide receiver and recorded one catch for 19 yards...**(12/24 VS. TAMPA BAY)**...Started at wide receiver...Caught three passes for 11 yards...**(12/31 AT ATLANTA)**...Started at wide receiver and recorded 48 yards and one touchdown on two catches, including a season-long 44-yard reception.

POSTSEASON: (1/7 AT NEW ORLEANS)...Started at wide receiver and caught four passes for 79 yards, leading the team with an average of 19.8 yards per catch.

SINGLE-GAME CAREER HIGHS

RECEPTIONS	7	4x, last at New York Jets (11/26/17)
RECEIVING YARDS	120	vs. Tampa Bay (1/3/16)
LONG RECEPTION	52	vs. Green Bay (11/8/15)
RECEIVING TDS	2	2x, last vs. Miami (11/13/17)
LONG TD RECEPTION	38	vs. Kansas City (11/13/16)



RUSSELL SHEPARD

Ht: 6-1 Wt: 195 Exp: 5
LSU Aqd: FA '17
Career GP/GS: (72/8) [1/0]

SHEPARD CAREER STATISTICS

YR	Team	G/GS	REC	YDS	AVG	LNG	TD	RSH	YDS	AVG	LNG	TD
2013	Tampa Bay	14/0	0	0	0.0	0	0	0	0	0.0	0	0
2014	Tampa Bay	16/0	4	63	15.8	23	0	0	0	0.0	0	0
2015	Tampa Bay	13/1	3	28	9.3	18	1	0	0	0.0	0	0
2016	Tampa Bay	14/4	23	341	14.8	24	2	0	0	0.0	0	0
2017	Carolina	15/3	17	202	11.9	40t	1	2	19	9.5	11	0
Total		72/8	47	634	13.5	40t	4	2	19	9.5	11	0

Kickoff Return Stats

YR	Team	No.	Yds.	Avg.	Long	TD
2017	Carolina	3	65	21.7	33	0
Total		3	65	21.7	33	0

GP/GS/DNP/IA: (15/3/0/1) [1/0/0/0]

2017 REGULAR SEASON HIGHLIGHTS:

- Scored first touchdown as a Panther on first reception of the year, a 40-yard bomb that proved to be game-winner in first half at San Francisco (9/10).

SEASON NOTES: (9/10 at SAN FRANCISCO)...Scored first touchdown as a Panther on career-long 40-yard reception...Finished game with two catches for 53 yards and a touchdown...**(9/17 vs. BUFFALO)**...Made one catch for six yards...**(9/24 vs. NEW ORLEANS)**...Saw action and was targeted on one throw, but did not record a reception...**(10/1 at NEW ENGLAND)**...Made one catch for 13 yards...**(10/8 at DETROIT)**...Had two catches for 15 yards, including a 10-yard reception...**(10/12 vs. PHILADELPHIA)**...Started the game when the Panthers opened in a three-wide receiver set...Recorded two catches 12 yards...Added two kickoff returns for 32 yards...**(10/22 at CHICAGO)**...Recorded a 20-yard reception...**(10/29 at TAMPA BAY)**...Notched a 14-yard reception...Returned one kickoff for a career-long 33 yards...**(11/5 vs. ATLANTA)**...Rushed one time for 11 yards...**(11/13 vs. MIAMI)**...Recorded three receptions for 40 yards...**(11/26 at NEW YORK JETS)**...Saw action as a reserve wide receiver and on special teams...Tallied one special teams tackle...**(12/3 at NEW ORLEANS)**...Saw action as a reserve wide receiver and caught three passes for 29 yards...**(12/10 vs. MINNESOTA)**...Rushed one time for eight yards...Saw action on special teams, serving as the gunner on punt team and forcing a fumble in the second quarter...**(12/17 vs. GREEN BAY)**...Started at wide receiver but was not targeted...**(12/24 vs. TAMPA BAY)**...Inactive with a shoulder injury...**(12/31 at ATLANTA)**...Saw action as a wide receiver and on special teams...Recorded two special teams tackles.

POSTSEASON: (1/7 at NEW ORLEANS)...Saw action as a reserve wide receiver but was not targeted...Saw action on special teams.

SINGLE-GAME CAREER HIGHS

RECEPTIONS	5	at San Francisco (10/23/16)
RECEIVING YARDS	77	at San Francisco (10/23/16)
LONG RECEPTION	40	at San Francisco (9/10/17)
RECEIVING TDS	1	4x, last at San Francisco (9/10/17)
LONG TD RECEPTION	40	at San Francisco (9/10/17)
KICKOFF RETURNS	2	vs. Philadelphia (10/12/17)
KICKOFF RETURN YARDS	33	at Tampa Bay (10/29/17)
LONG KICKOFF RETURN	33	at Tampa Bay (10/29/17)

TIGHT ENDS



ED DICKSON

Ht: 6-4 Wt: 255 Exp: 8
Oregon Aqd: UFA '14
Career GP/GS: (124/85) [14/10]

DICKSON CAREER STATISTICS

YR	Team	G/GS	REC	YDS	AVG	LNG	TD	RSH	YDS	AVG	LNG	TD
2010	Baltimore	15/3	11	152	13.8	58	1	0	0	0.0	0	0
2011	Baltimore	16/16	54	528	9.8	25	5	0	0	0.0	0	0
2012	Baltimore	13/11	21	225	10.7	40	0	0	0	0.0	0	0
2013	Baltimore	16/14	25	273	10.9	43	1	0	0	0.0	0	0
2014	Carolina	16/10	10	115	11.5	34	1	0	0	0.0	0	0
2015	Carolina	16/11	17	121	7.1	17	2	0	0	0.0	0	0
2016	Carolina	16/8	10	134	13.4	28	1	0	0	0.0	0	0
2017	Carolina	16/12	30	437	14.6	64	1	0	0	0.0	0	0
Totals		124/85	178	1985	11.2	64	12	0	0	0.0	0	0

GP/GS/DNP/IA: (16/12/0/0) [1/1/0/0]

2017 REGULAR SEASON HIGHLIGHTS:


- Had career game at Detroit (10/8), hauling in five catches for 175 yards, marking the second-most yards for a TE in franchise history in a single game... Became just second tight end in NFL history with at least 175 yards on five or fewer catches.

SEASON NOTES: (9/10 at SAN FRANCISCO)... Played and was targeted once on offense... Saw action on special teams... **(9/17 vs. BUFFALO)**... Made two catches for 26 yards... **(9/24 vs. NEW ORLEANS)**... Started and played every snap for the first time in a game since 2012... Made one catch for eight yards... **(10/1 at NEW ENGLAND)**... Started and made a season-high three catches for 62 yards... **(10/8 at DETROIT)**... Made five receptions for a career-high 175 yards, including a career-long 64-yard catch... Tallied second-best receiving game by a tight end in franchise history and fourth-best among NFL tight ends since 2003... Became just second tight end in NFL history with at least 175 yards on five or fewer receptions... **(10/12 vs. PHILADELPHIA)**... Started at tight end... Recorded four receptions for 36 yards... **(10/22 at CHICAGO)**... Started at tight end... Recorded three receptions for 18 yards... **(10/29 at TAMPA BAY)**... Started at tight end... Recorded four receptions for 24 yards... **(11/5 vs. ATLANTA)**... Started at tight end... Blocking efforts helped the Panthers total 201 yards rushing, the most since a 204-yard effort against Philadelphia (10/25/15)... **(11/13 vs. MIAMI)**... Started at tight end... Recorded three receptions for 33 yards and one touchdown... Scored on a seven-yard reception in the second quarter... **(11/26 at NEW YORK JETS)**... Started at tight end and tallied one catch for 15 yards... **(12/3 at NEW ORLEANS)**... Started at tight end... Caught two passes for 18 yards... **(12/10 vs. MINNESOTA)**... Saw action as a reserve tight end... Did not record any statistics... **(12/17 vs. GREEN BAY)**... Saw action as a reserve tight end... Did not record any statistics... **(12/24 vs. TAMPA BAY)**... Saw action as a reserve tight end... Did not record any statistics... **(12/31 at ATLANTA)**... Started at tight end... Caught two passes for 22 yards.

POSTSEASON: (1/7 at NEW ORLEANS)... Started at tight end and caught one pass for three yards.

SINGLE-GAME CAREER HIGHS

RECEPTIONS	10	at Seattle (11/13/11)
RECEIVING YARDS	175	at Detroit (10/8/17)
LONG RECEPTION	64	at Detroit (10/8/17)
RECEIVING TDS	2	at Seattle (11/13/11)



GREG OLSEN

Ht: 6-5 Wt: 255 Exp: 11
Miami Aqd: TR '11 (CHI)
Career GP/GS: (165/139) [8/8]

OLSEN CAREER STATISTICS

YR	Team	G/GS	REC	YDS	AVG	LNG	TD	RSH	YDS	AVG	LNG	TD
2007	Chicago	14/4	39	391	10.0	31	2	0	0	0.0	0	0
2008	Chicago	16/7	54	574	10.6	52	5	0	0	0.0	0	0
2009	Chicago	16/15	60	612	10.2	41	8	0	0	0.0	0	0
2010	Chicago	16/13	41	404	9.9	39t	5	0	0	0.0	0	0
2011	Carolina	16/13	45	540	12.0	44t	5	0	0	0.0	0	0
2012	Carolina	16/16	69	843	12.2	47t	5	0	0	0.0	0	0
2013	Carolina	16/16	73	816	11.2	31	6	0	0	0.0	0	0
2014	Carolina	16/16	84	1008	12.0	38	6	0	0	0.0	0	0
2015	Carolina	16/16	77	1104	14.3	52	7	0	0	0.0	0	0
2016	Carolina	16/16	80	1073	13.4	78t	3	0	0	0.0	0	0
2017	Carolina	7/7	17	191	11.2	30t	1	0	0	0.0	0	0
Totals		165/139	639	7556	11.8	78t	53	0	0	0.0	0	0

CAREER HONORS:

- 3x Pro Bowl (2016, 2015, 2014)
- AP First-team All-Pro (2016)
- AP Second-team All-Pro (2015)
- 3x PFWA All-NFC (2016, 2015, 2014)
- Pro Football Weekly All-Rookie Team (2007)
- Walter Payton NFL Man of the Year Finalist (2016)
- First tight end in NFL history with three consecutive 1,000-yard seasons (2014-16)

GP/GS/DNP/IA: (7/7/0/1) [1/1/0/0]

2017 REGULAR SEASON HIGHLIGHTS:

- Saw his streak of 160 consecutive games played and 82 consecutive games started come to an end after Week Two vs. Buffalo (9/17/17) due to foot injury... Both streaks were the second-longest among active NFL tight ends at the time... 82 consecutive starts streak was the third-longest in Panthers history.
- Recorded first 100-yard receiving game of season vs. Green Bay (12/17)... Moved into 7th place all-time in receiving yards by an NFL tight end... Moved into 10th place all-time in receiving TDs by an NFL tight end.


SEASON NOTES: (9/10 vs. SAN FRANCISCO)... Made two receptions for 18 yards, including a season-long 17-yard catch... **(9/17 vs. BUFFALO)**... Made one catch for 10 yards... Exited game with foot injury in first half... Placed on injured reserve (9/19) with a broken foot... **(11/26 at NEW YORK JETS)**... Started at tight end in his first game since suffering a foot injury in Week 2... Recorded one catch for 10 yards before leaving the game early after aggravating the same foot... **(12/3 at NEW ORLEANS)**... Inactive... **(12/10 vs. MINNESOTA)**... Started at tight end after missing the previous game with a foot injury... Did not record any statistics... **(12/17 vs. GREEN BAY)**... Started at tight end... Recorded game-high nine receptions for 116 yards and one touchdown... Marked ninth 100-yard receiving game as a Panther, the franchise leader... Became fifth different player with 100-yard receiving game for Carolina this season, a franchise record... **(12/24 vs. TAMPA BAY)**... Started at tight end... Caught three passes for 27 yards... **(12/31 at ATLANTA)**... Started at tight end... Caught one pass for 10 yards.

POSTSEASON: (1/7 at NEW ORLEANS)... Started at tight end... Led the team with eight receptions and 107 yards along with one touchdown... Passed Muhsin Muhammad (407) for second place on the team's all-time postseason receiving yards list with 488... Marked third career 100-yard receiving performance in the postseason.

SINGLE-GAME CAREER HIGHS

RECEPTIONS	10	2x, last vs. Tampa Bay (12/14/14)
RECEIVING YARDS	181	vs. Tampa Bay (10/10/16)
LONG RECEPTION	78	vs. San Francisco (9/18/16)
RECEIVING TDS	3	vs. Arizona (11/8/09)
LONG TD RECEPTION	78	vs. San Francisco (9/18/16)

OFFENSIVE LINE



**MATT
KALIL**

Ht: 6-7 Wt: 315 Exp: 6
USC Aqd: UFA '17 (Min)
Career GP/GS: (82/82) [3/3]

CAREER HONORS:

- Pro Bowl (2012)
- PFW/PFWA All-Rookie (2012)

GP/GS/DNP/IA: (16/16/0/0) [1/1/0/0]

SEASON NOTES: (9/10 at SAN FRANCISCO)...Started at left tackle in first game as a Panther...Part of an offensive line that helped the team rush for 116 yards on 38 carries...Protected quarterback Cam Newton and did not allow a sack...**(9/17 vs. BUFFALO)**...Started at left tackle and helped offense rush for 77 yards on 28 carries...**(9/24 vs. NEW ORLEANS)**...Started at left tackle and helped offense rush for 132 yards on 22 carries...**(10/1 AT NEW ENGLAND)**...Started at left tackle and helped offense rush for 140 yards on 29 carries...**(10/8 AT DETROIT)**...Started at left tackle and provided pass protection that produced a season-best 334 net passing yards and three touchdowns...**(10/12 VS. PHILADELPHIA)**...Started at left tackle on a line that allowed just two sacks in 54 pass plays...**(10/22 AT CHICAGO)**...Started at left tackle...**(10/29 AT TAMPA BAY)**...Started at left tackle...Part of an offensive line that did not allow a sack...**(11/5 VS. ATLANTA)**...Started at left tackle...Blocking efforts helped the Panthers total 201 yards rushing...**(11/13 VS. MIAMI)**...Started at left tackle and helped the Carolina offense post 548 total net yards, a new franchise-record...Helped clear running lanes for the Panthers to rush for 294 yards, the second-highest mark in team-history (299, vs. Tampa Bay 12/8/08)...First time in team history that Carolina posted back-to-back 200-yard rushing performances...**(11/26 AT NEW YORK JETS)**...Started at left tackle and helped the offense record 299 total net yards (145 rushing, 154 passing)...**(12/3 AT NEW ORLEANS)**...Started at left tackle...Helped the offense rush for 112 yards on 23 carries...**(12/10 VS. MINNESOTA)**...Started at left tackle and was part of an offensive line that helped Carolina rush for 216 yards as a team, the most allowed by Minnesota all season...**(12/17 VS. GREEN BAY)**...Started at left tackle and was part of an offensive line that helped Carolina rush for 151 yards, the eight-straight 100-yard rushing game...**(12/24 VS. TAMPA BAY)**...Started at left tackle...Helped the Carolina offense rush for 115 yards, its ninth-straight game with at least 100 rushing yards...**(12/31 AT ATLANTA)**...Started at left tackle on an offensive line that allowed just two sacks on 36 pass plays.

POSTSEASON: (1/7 AT NEW ORLEANS)...Started at left tackle...Key member of a unit that provided protection for Cam Newton to set a franchise record for passing yards in a postseason game.



**RYAN
KALIL**

Ht: 6-2 Wt: 300 Exp: 11
USC Aqd: D2b '07
Career GP/GS: (132/129) [8/8]

CAREER HONORS:

- 5x Pro Bowl (2015, 2013, 2011, 2010, 2009)
- 2x PFWA All-NFL (2015)
- 2x AP First-team All-Pro (2015, 2013)
- 2x Sporting News All-Pro (2015, 2013)
- AP Second-team All-Pro (2011)
- PFWA All-NFC (2013)

GP/GS/DNP/IA: (6/6/2/8) [1/1/0/0]

SEASON NOTES: (9/10 at SAN FRANCISCO)...Started at center and helped the team rush for 116 yards on 38 carries...Protected quarterback Cam Newton and did not allow a sack...**(9/17 vs. BUFFALO)**...Did not play due to neck injury...**(9/24 vs. NEW ORLEANS)**...Inactive with neck injury...**(10/1 AT NEW ENGLAND)**...Inactive with neck injury...**(10/8 AT DETROIT)**...Inactive with neck injury...**(10/12 VS. PHILADELPHIA)**...Inactive with neck injury...**(10/22 AT CHICAGO)**...Started at center...Re-injured neck and left the game in the first quarter...**(10/29 AT TAMPA BAY)**...Inactive with neck injury...**(11/5 VS. ATLANTA)**...Inactive with neck injury...**(11/13 VS. MIAMI)**...Inactive with a neck injury...**(11/26 AT NEW YORK JETS)**...Dressed but did not see any action...**(12/3 AT NEW ORLEANS)**...Inactive...**(12/10 VS. MINNESOTA)**...Started at center and was part of an offensive line that helped Carolina rush for 216 yards as a team, the most allowed by Minnesota all season...**(12/17 VS. GREEN BAY)**...Started at center and was part of an offensive line that helped Carolina rush for 151 yards, the eight-straight 100-yard rushing game...**(12/24 VS. TAMPA BAY)**...Started at center...Helped the Carolina offense rush for 115 yards, its ninth-straight game with at least 100 rushing yards...**(12/31 AT ATLANTA)**...Started at center on an offensive line that allowed just two sacks on 36 pass plays.

POSTSEASON: (1/7 AT NEW ORLEANS)...Started at center...Key member of a unit that provided protection for Cam Newton to set a franchise record for passing yards in a postseason game.




TYLER LARSEN

Ht: 6-4 Wt: 325 Exp: 2
Utah State Aqd: FA '16
Career GP/GS: (22/15) [1/0]

GP/GS/DNP/IA: (13/10/0/3) [1/0/0/0]

SEASON NOTES: (9/10 at SAN FRANCISCO)...Saw action on one snap at center... (9/17 vs. BUFFALO)...Started in place of injured Ryan Kalil at center...Helped offense rush for 77 yards on 28 carries... (9/24 vs. NEW ORLEANS)...Started at center in place of injured Ryan Kalil and helped offense rush for 132 yards on 22 carries... (10/1 AT NEW ENGLAND)...Started at center and helped offense rush for 140 yards on 29 carries... (10/8 AT DETROIT)...Started at center and provided pass protection that produced a season-best 334 net passing yards and three touchdowns... (10/12 VS. PHILADELPHIA)...Started at center on a line that allowed just two sacks in 54 pass plays... (10/22 AT CHICAGO)...Saw action as a reserve center and on special teams... Replaced Ryan Kalil at center after Kalil left the game with a neck injury in the first quarter... (10/29 AT TAMPA BAY)...Started at center...Part of an offensive line that did not allow a sack... (11/5 VS. ATLANTA)...Started at center... Blocking efforts helped the Panthers total 201 yards rushing... (11/13 VS. MIAMI)... Started at center and helped the Carolina offense post 548 total net yards, a new franchise-record...Helped clear running lanes for the Panthers to rush for 294 yards, the second-highest mark in team-history (299, vs. Tampa Bay 12/8/08)...First time in team history that Carolina posted back-to-back 200-yard rushing performances... (11/26 AT NEW YORK JETS)... Started at center and helped the offense record 299 total net yards (145 rushing, 154 passing)... (12/3 AT NEW ORLEANS)...Started at center...Helped the offense rush for 112 yards on 23 carries... (12/10 VS. MINNESOTA)...Inactive with a foot injury... (12/17 VS. GREEN BAY)...Inactive with a foot injury... (12/24 VS. TAMPA BAY)...Inactive with a foot injury... (12/31 AT ATLANTA)...Saw action on special teams.

POSTSEASON: (1/7 AT NEW ORLEANS)...Saw action on special teams.



TAYLOR MOTON

Ht: 6-5 Wt: 325 Exp: R
Western Michigan Aqd: D2b '17
Career GP/GS: (16/0) [1/0]

GP/GS/DNP/IA: (16/0/0/0) [1/0/0/0]

SEASON NOTES: (9/10 at SAN FRANCISCO)...Saw action on special teams... (9/17 vs. BUFFALO)...Saw action on offense as an extra blocker in the red zone... (9/24 vs. NEW ORLEANS)...Saw action on special teams... (10/1 AT NEW ENGLAND)...Saw action on special teams... (10/12 AT DETROIT)...Saw action on special teams... (10/12 VS. PHILADELPHIA)...Saw action on special teams... (10/22 VS. PHILADELPHIA)...Saw action on special teams... (10/29 AT TAMPA BAY)...Saw action on offense in jumbo package and on special teams... (11/5 VS. ATLANTA)...Saw action on offense in jumbo package and on special teams... Blocking efforts helped the Panthers total 201 yards rushing... (11/13 VS. MIAMI)...Saw action on the offense in jumbo package on offense and on special teams...Blocking efforts helped the Carolina offense post 548 total net yards, a new franchise-record...Helped clear running lanes for the Panthers to rush for 294 yards, the second-highest mark in team-history (299, vs. Tampa Bay 12/8/08)...First time in team history that Carolina posted back-to-back 200-yard rushing performances... (11/26 AT NEW YORK JETS)...Saw action as a reserve offensive lineman... (12/3 AT NEW ORLEANS)...Saw action as a reserve offensive lineman and on special teams... (12/10 VS. MINNESOTA)...Saw action as a reserve offensive lineman...Served as an extra offensive lineman on Jonathan Stewart's 60-yard touchdown run in the first quarter...Part of an offensive line that helped Carolina rush for 216 yards as a team, the most allowed by Minnesota all season... (12/17 VS. GREEN BAY)...Saw action as a reserve offensive lineman... (12/24 VS. TAMPA BAY)...Saw action as a reserve offensive lineman...Helped the Carolina offense rush for 115 yards, its ninth-straight game with at least 100 rushing yards... (12/31 AT ATLANTA)...Saw action as a reserve lineman and on special teams.

POSTSEASON: (1/7 AT NEW ORLEANS)...Saw action on special teams and served as an extra lineman in jumbo formations.



ANDREW NORWELL

Ht: 6-6 Wt: 325 Exp: 4
Ohio State Aqd: FA '14
Career GP/GS: (55/54) [6/6]

CAREER HONORS:

- AP First-team All-Pro (2017)

GP/GS/DNP/IA: (16/16/0/0) [1/1/0/0]

SEASON NOTES: (9/10 at SAN FRANCISCO)...Started at left guard and helped the team rush for 116 yards on 38 carries...Protected quarterback Cam Newton and did not allow a sack...**(9/17 vs. BUFFALO)**...Started at left guard and helped offense rush for 77 yards on 28 carries...**(9/24 vs. NEW ORLEANS)**...Started at left guard and helped offense rush for 132 yards on 22 carries...**(10/1 AT NEW ENGLAND)**...Started at left guard and helped offense rush for 140 yards on 29 carries...**(10/8 AT DETROIT)**...Started at left guard and provided pass protection that produced a season-best 334 net passing yards and three touchdowns...**(10/12 VS. PHILADELPHIA)**...Started at left guard on a line that allowed just two sacks in 54 pass plays...**(10/22 AT CHICAGO)**...Started at left guard...**(10/29 AT TAMPA BAY)**...Started at left guard...Part of an offensive line that did not allow a sack...**(11/5 VS. ATLANTA)**...Started at left guard...Blocking efforts helped the Panthers total 201 yards rushing...**(11/13 VS. MIAMI)**...Started at left guard and helped the Carolina offense post 548 total net yards, a new franchise-record...Helped clear running lanes for the Panthers to rush for 294 yards, the second-highest mark in team-history (299, vs. Tampa Bay 12/8/08)...First time in team history that Carolina posted back-to-back 200-yard rushing performances...**(11/26 AT NEW YORK JETS)**...Started at left guard and helped the offense record 299 total net yards (145 rushing, 154 passing)...**(12/3 AT NEW ORLEANS)**...Started at left guard...Helped the offense rush for 112 yards on 23 carries...**(12/10 VS. MINNESOTA)**...Started at left guard and was part of an offensive line that helped Carolina rush for 216 yards as a team, the most allowed by Minnesota all season...**(12/17 VS. GREEN BAY)**...Started at left guard and was part of an offensive line that helped Carolina rush for 151 yards, the eight-straight 100-yard rushing game...**(12/24 VS. TAMPA BAY)**...Started at left guard...Helped the Carolina offense rush for 115 yards, its ninth-straight game with at least 100 rushing yards...**(12/31 AT ATLANTA)**...Started at left guard on an offensive line that allowed just two sacks on 36 pass plays.

POSTSEASON: (1/7 AT NEW ORLEANS)...Started at left guard...Key member of a unit that provided protection for Cam Newton to set a franchise record for passing yards in a postseason game.



AMINI SILATOLU

Ht: 6-4 Wt: 305 Exp: 5
Midwestern State Aqd: D3 '14
Career GP/GS: (48/31) [0/0]

GP/GS/DNP/IA: (14/3/0/2) [0/0/0/1]

SEASON NOTES: (9/10 at SAN FRANCISCO)...Saw action on special team...**(9/17 vs. BUFFALO)**...Saw action on the line as an eligible receiver and blocked on run plays...Saw action on special teams...**(9/24 vs. NEW ORLEANS)**...Saw action on the line as an eligible receiver and blocked on run plays...Saw action on special teams...**(10/1 AT NEW ENGLAND)**...Saw one snap on offense in place of Trai Turner at right guard...**(10/8 AT DETROIT)**...Saw action as a reserve lineman on offense...Played on special teams...**(10/12 VS. PHILADELPHIA)**...Saw action in reserve on offense as an extra blocker...Played on special teams...**(10/22 AT CHICAGO)**...Saw action as a reserve offensive lineman and on special teams...Saw action at left tackle in place of an injured Matt Kalil and later saw action at right guard in place of an injured Trai Turner...**(10/29 AT TAMPA BAY)**...Saw action on offense as part of jumbo package and in place of right guard Trai Turner who he aggravated a knee injury...Part of an offensive line that did not allow a sack...**(11/5 VS. ATLANTA)**...Saw action on special teams...**(11/13 VS. MIAMI)**...Saw action on special teams...**(11/26 AT NEW YORK JETS)**...Saw action as a reserve tackle and on special teams...**(12/3 AT NEW ORLEANS)**...Inactive...**(12/10 VS. MINNESOTA)**...Inactive...**(12/17 VS. GREEN BAY)**...Started at right guard and was part of an offensive line that helped Carolina rush for 151 yards, the eighth-straight 100-yard rushing game...**(12/24 VS. TAMPA BAY)**...Started at right guard in place of an injured Trai Turner...Helped the Carolina offense rush for 115 yards, its ninth-straight game with at least 100 rushing yards...**(12/31 AT ATLANTA)**...Started at right guard on an offensive line that allowed just two sacks on 36 pass plays.

POSTSEASON: (1/7 AT NEW ORLEANS)...Inactive.



TRAI TURNER

Ht: 6-3 Wt: 315 Exp: 4
LSU Aqd: D3 '14
Career GP/GS: (58/54) [6/6]

CAREER HONORS:

- 3x Pro Bowl (2017, 2016, 2015)

GP/GS/DNP/IA: (13/13/0/3) [1/1/0/0]

SEASON NOTES: (9/10 at SAN FRANCISCO)...Started at right guard and helped the team rush for 116 yards on 38 carries...Protected quarterback Cam Newton and did not allow a sack...**(9/17 vs. BUFFALO)**...Started at right guard and helped offense rush for 77 yards on 28 carries...**(9/24 vs. NEW ORLEANS)**...Started at right guard and helped offense rush for 132 yards on 22 carries...**(10/1 AT NEW ENGLAND)**...Started at right guard and helped offense rush for 140 yards on 29 carries...**(10/8 AT DETROIT)**...Started at right guard and provided pass protection that produced a season-best 334 net passing yards and three touchdowns...**(10/12 VS. PHILADELPHIA)**...Started at right guard on a line that allowed just two sacks in 54 pass plays...**(10/22 AT CHICAGO)**...Started at right guard...Left the game in the second half with a knee injury...**(10/29 AT TAMPA BAY)**...Started at right guard...Left the game in the second half with a knee injury...Part of an offensive line that did not allow a sack...**(11/5 VS. ATLANTA)**...Started at right guard...Blocking efforts helped the Panthers total 201 yards rushing...**(11/13 VS. MIAMI)**...Started at right guard and helped the Carolina offense post 548 total net yards, a new franchise-record...Helped clear running lanes for the Panthers to rush for 294 yards, the second-highest mark in team-history (299, vs. Tampa Bay 12/8/08)...First time in team history that Carolina posted back-to-back 200-yard rushing performances...**(11/26 AT NEW YORK JETS)**...Started at right guard and helped the offense record 299 total net yards (145 rushing, 154 passing)...**(12/3 AT NEW ORLEANS)**...Started at right guard...Helped the offense rush for 112 yards on 23 carries...**(12/10 VS. MINNESOTA)**...Started at right guard and was part of an offensive line that helped Carolina rush for 216 yards as a team, the most allowed by Minnesota all season...**(12/17 VS. GREEN BAY)**...Inactive with concussion...**(12/24 VS. TAMPA BAY)**...Inactive with a concussion...**(12/31 AT ATLANTA)**...Inactive while remaining in the concussion protocol.

POSTSEASON: (1/7 AT NEW ORLEANS)...Started at right guard...Key member of a unit that provided protection for Cam Newton to set a franchise record for passing yards in a postseason game.




GREG VAN ROTEN

Ht: 6-3 Wt: 305 Exp: 3
Penn Aqd: FA '17
Career GP/GS: (21/0) [0/0]

GP/GS/DNP/IA: (10/0/1/4) [0/0/0/1]

SEASON NOTES: (9/10 at SAN FRANCISCO)...Saw action on one snap at center...**(9/17 vs. BUFFALO)**...Started in place of injured Ryan Kalil at center...Helped offense rush for 77 yards on 28 carries...**(9/24 vs. NEW ORLEANS)**...Started at center in place of injured Ryan Kalil and helped offense rush for 132 yards on 22 carries...**(10/1 AT NEW ENGLAND)**...Started at center and helped offense rush for 140 yards on 29 carries...**(10/8 AT DETROIT)**...Started at center and provided pass protection that produced a season-best 334 net passing yards and three touchdowns...**(10/12 VS. PHILADELPHIA)**...Started at center on a line that allowed just two sacks in 54 pass plays...**(10/22 AT CHICAGO)**...Saw action as a reserve center and on special teams...Replaced Ryan Kalil at center after Kalil left the game with a neck injury in the first quarter...**(10/29 AT TAMPA BAY)**...Started at center...Part of an offensive line that did not allow a sack...**(11/5 VS. ATLANTA)**...Started at center...Blocking efforts helped the Panthers total 201 yards rushing, the most since a 204-yard effort against Philadelphia (10/25/15)...**(11/13 VS. MIAMI)**...Saw action on offense and special teams...Helped the Carolina offense post 548 total net yards, a new franchise-record...Helped clear running lanes for the Panthers to rush for 294 yards, the second-highest mark in team-history (299, vs. Tampa Bay 12/8/08)...First time in team history that Carolina posted back-to-back 200-yard rushing performances...**(11/26 AT NEW YORK JETS)**...Saw action on special teams...**(12/3 AT NEW ORLEANS)**...Saw action on special teams...**(12/10 VS. MINNESOTA)**...Saw action on special teams...**(12/17 VS. GREEN BAY)**...Saw action on special teams...**(12/24 VS. TAMPA BAY)**...Inactive...**(12/31 AT ATLANTA)**...Saw action on special teams.

POSTSEASON: (1/7 AT NEW ORLEANS)...Inactive.



DARYL WILLIAMS

Ht: 6-6 Wt: 330 Exp: 3
Oklahoma Aqd: D4 '15
Career GP/GS: (39/28) [4/2]

CAREER HONORS:

- AP Second-team All-Pro (2017)

GP/GS/DNP/IA: (16/16/0/0) [1/1/0/0]

SEASON NOTES: (9/10 at SAN FRANCISCO)...Started at right tackle and helped the team rush for 116 yards on 38 carries...Protected quarterback Cam Newton and did not allow a sack...**(9/17 vs. BUFFALO)**...Started at right tackle and helped offense rush for 77 yards on 28 carries...**(9/24 vs. NEW ORLEANS)**...Started at right tackle and helped offense rush for 132 yards on 22 carries...**(10/1 AT NEW ENGLAND)**...Started at right tackle and helped offense rush for 140 yards on 29 carries...**(10/8 AT DETROIT)**...Started at right tackle and provided pass protection that produced a season-best 334 net passing yards and three touchdowns...**(10/12 VS. PHILADELPHIA)**...Started at right tackle on a line that allowed just two sacks in 54 pass plays...**(10/22 AT CHICAGO)**...Started at right tackle...**(10/29 AT TAMPA BAY)**...Started at right tackle...Part of an offensive line that did not allow a sack...**(11/5 VS. ATLANTA)**...Started at right tackle...Part of an offensive line that did not allow a sack...Blocking efforts helped the Panthers total 201 yards rushing...**(11/13 VS. MIAMI)**...Started at right tackle and helped the Carolina offense post 548 total net yards, a new franchise-record...Helped clear running lanes for the Panthers to rush for 294 yards, the second-highest mark in team-history (299, vs. Tampa Bay 12/8/08)...First time in team history that Carolina posted back-to-back 200-yard rushing performances...**(11/26 AT NEW YORK JETS)**...Started at right tackle and helped the offense record 299 total net yards (145 rushing, 154 passing)...**(12/3 AT NEW ORLEANS)**...Started at right tackle...Helped the offense rush for 112 yards on 23 carries...**(12/10 VS. MINNESOTA)**...Started at right tackle and was part of an offensive line that helped Carolina rush for 216 yards as a team, the most allowed by Minnesota all season...**(12/17 VS. GREEN BAY)**...Started at right tackle and was part of an offensive line that helped Carolina rush for 151 yards, the eight-straight 100-yard rushing game...**(12/24 VS. TAMPA BAY)**...Started at right tackle...Helped the Carolina rush for 115 yards, its ninth-straight game with at least 100 rushing yards...**(12/31 AT ATLANTA)**...Started at right tackle on an offensive line that allowed just two sacks on 36 pass plays.

POSTSEASON: (1/7 AT NEW ORLEANS)...Started at right tackle...Key member of a unit that provided protection for Cam Newton to set a franchise record for passing yards in a postseason game.

SPECIALISTS



GRAHAM GANO

Ht: 6-2 Wt: 205 Exp: 8
 Florida State Aqd: FA '12
 Career GP/GS: (122/0) [7/0]

CAREER HONORS:

- Pro Bowl (2017)
- Ed Block Courage Award Winner (2017)

GP/GS/DNP/IA: (16/0/0/0) [1/0/0/0]

2017 REGULAR SEASON HIGHLIGHTS:

- Finished regular season with a league-best field goal percentage of 96.7, going 29-of-30 on field goals this season...Broke the franchise record for field goal percentage set by Joe Nedney (92.9) in 2000.
- Broke his own franchise record for most kickoff touchbacks in a season. He finished with 70 touchbacks, besting his franchise record of 69 set in 2015. Gano's touchback percentage of 84.3 (70-of-83) led the NFL this season.
- Set a new NFL record by opening the season with 15 consecutive touchbacks, a streak that was broken at New England (10/1).
- Kicked third game-winning kick as a Panther as time expired to beat New England (10/1).


SEASON NOTES: (9/10 **AT SAN FRANCISCO**)...Converted all three field goals and both extra point attempts...Knocked all five kickoffs out for touchbacks...(9/17 **VS. BUFFALO**)...Converted all three field goal attempts, scoring all of Carolina's points...Booted all four kickoffs out for touchbacks...(9/24 **VS. NEW ORLEANS**)...Converted two field goal attempts, including a season-long kick of 48 yards...Knocked all four kickoffs out for touchbacks...(10/1 **AT NEW ENGLAND**)...Converted two field goal attempts, including a game-winning 48-yard field goal as time expired to win the game...(10/8 **AT DETROIT**)...Made all three extra points and converted 2-of-3 FG attempts with only miss coming from 55 yards out...Hit from 21 yards and 44 yards...(10/12 **VS. PHILADELPHIA**)...Made two extra points and converted three field goal attempts...(10/22 **AT CHICAGO**)...Converted a 36-yard field goal...(10/29 **AT TAMPA BAY**)...Converted a 28-yard field goal and two extra point attempts...(11/5 **VS. ATLANTA**)...Converted field goals of 31 and 45 yards...Converted both extra point attempts...(11/13 **VS. MIAMI**)...Converted a 40-yard field goal and all six extra point attempts...(11/26 **AT NEW YORK JETS**)...Went 3-for-3 on field goals from 40, 33 and 45 yards...(12/3 **AT NEW ORLEANS**)...Converted all three extra point attempts...(12/10 **VS. MINNESOTA**)...Converted one field goal attempt from 41 yards out...Also made all four extra point attempts...(12/17 **VS. GREEN BAY**)...Converted one field goal and hit all four PAT attempts...(12/24 **VS. TAMPA BAY**)...Converted all three field goal attempts from 25, 28 and 30 yards...Went 1-for-2 on extra points, with one of the attempts blocked...(12/31 **AT ATLANTA**)...Converted sole field goal attempt from 42 yards out...Went 1-for-1 on extra points...Finished regular season with the league-best field goal percentage of 96.7, going 29-of-30 on field goals this season and broke the franchise record for field goal percentage set by Joe Nedney (92.9) in 2000. **POSTSEASON:** (1/7 **AT NEW ORLEANS**)...Finished 4-of-5 on field goal attempts and 2-of-2 on extra points...Converted a 58-yard field goal to end the first half. The kick was the longest in Panthers franchise history and tied for the longest in NFL playoff history (Pete Stoyanovich, Miami vs. Kansas City, 1990)...Surpassed John Kasay's previous Carolina postseason record long of 52 at St. Louis (1/10/04).

GANO CAREER STATISTICS

Year	Team	GP	FG	FGA	Pct	Lg	Blk	XP	XPA	Pct	Blk	Points
2009	Washington	4	4	4	100.0	46	0	6	7	85.7	1	18
2010	Washington	16	24	35	68.6	49	1	28	28	100.0	0	100
2011	Washington	16	31	41	75.6	59	5	25	26	96.2	1	118
2012	Carolina	6	9	11	81.8	51	0	20	21	95.2	0	47
2013	Carolina	16	24	27	88.9	55	1	42	42	100.0	0	114
2014	Carolina	16	29	35	82.9	53	1	34	34	100.0	0	121
2015	Carolina	16	30	36	83.3	52	4	56	59	94.9	1	146
2016	Carolina	16	30	38	78.9	54	0	31	34	91.2	2	121
2017	Carolina	15	28	29	96.6	48	0	33	36	91.7	1	117
Totals		121	209	256	81.6	59	12	275	287	95.8	6	902

SINGLE-GAME CAREER HIGHS

FG ATTEMPTS	6	at Tennessee (11/21/10)
FG MADE	4	8x, last at Washington (12/19/16)
LONG FG ATTEMPT	63	vs. Atlanta (11/16/14)
LONG FG MADE	59	vs. San Francisco (11/16/11)
PAT ATTEMPTS	6	at New Orleans (12/6/16)
PAT MADE	5	9x, last vs. Tampa Bay (1/3/16)
POINTS	16	vs. San Francisco (9/18/16)



J.J. JANSEN

Ht: 6-2 Wt: 235 Exp: 10
Notre Dame Aqd: TR '09 (GB)
Career GP/GS: (141/0) [7/0]

GP/GS/DNP/IA: (16/0/0/0) [1/0/0/0]

SEASON NOTES: (9/10 at SAN FRANCISCO)...Saw action on special teams...Served as long snapper on punts and placekicks...**(9/17 vs. BUFFALO)**...Saw action on special teams...Served as long snapper on punts and placekicks...**(9/24 vs. NEW ORLEANS)**...Saw action on special teams...Served as long snapper on punts and placekicks...**(10/1 at NEW ENGLAND)**...Saw action on special teams...Served as long snapper on punts and placekicks...Sent perfect snap on game-winning 48-yard field goal as time expired...**(10/8 at DETROIT)**...Saw action on special teams...Served as long snapper on punts and placekicks...**(10/12 vs. PHILADELPHIA)**...Saw action on special teams...Served as long snapper on punts and placekicks...**(10/22 at CHICAGO)**...Saw action on special teams...Served as long snapper on punts and placekicks...**(10/29 at TAMPA BAY)**...Saw action on special teams...Served as long snapper on punts and placekicks...**(11/5 vs. ATLANTA)**...Saw action on special teams...Served as long snapper on punts and placekicks...**(11/13 vs. MIAMI)**...Saw action on special teams...Served as long snapper on punts and placekicks...**(11/26 at NEW YORK JETS)**...Saw action on special teams...Served as long snapper on punts and placekicks...**(12/3 at NEW ORLEANS)**...Saw action on special teams...Served as long snapper on punts and placekicks...**(12/10 vs. MINNESOTA)**...Saw action on special teams...Served as long snapper on punts and placekicks...Tallied first special teams tackle of the season...**(12/17 vs. GREEN BAY)**...Saw action on special teams...Served as long snapper on punts and placekicks...**(12/24 vs. TAMPA BAY)**...Saw action on special teams...Served as long snapper on punts and placekicks...**(12/31 at ATLANTA)**...Saw action on special teams...Served as long snapper on punts and placekicks.

POSTSEASON: (1/7 at NEW ORLEANS)...Saw action on special teams...Served as long snapper on punts and placekicks.



MICHAEL PALARDY

Ht: 5-11 Wt: 200 Exp: 2
Tennessee Aqd: FA '16
Career GP/GS: (23/0) [1/0]

PALARDY CAREER STATISTICS

Year	Team	GP	No	Yds	Avg	Net	TB	In 20	Lg	Blk
2016	Carolina	7	36	1531	42.5	37.9	2	13	56	0
2017	Carolina	16	71	3269	46.0	42.4	4	25	63	0
Totals		23	107	4800	44.9	40.9	6	38	63	0

GP/GS/DNP/IA: (16/0/0/0) [1/0/0/0]

2017 REGULAR SEASON HIGHLIGHTS:

- Recorded a career-best net punting average of 48.7 yards at San Francisco (9/10).
- Recorded a career-high 52.6-yard gross punting average on five punts at Chicago (10/22).
- Placed a career-high four punts inside the 20, including three inside the 10, at Tampa Bay (10/29)...Notched a career-high seven punts resulting in a 50.4-yard gross average (third-highest of career) and a 47.1-yard net average (second-highest of career).
- Recorded a career-long 63-yard punt in Week 12 at New York Jets (11/26).

SEASON NOTES: (9/10 at SAN FRANCISCO)...Saw action on special teams...Punted three times for a career-best net average of 48.7 yards per punt...Recorded a new career-long 58-yard punt...**(9/17 vs. BUFFALO)**...Saw action on special teams...Punted six times with a net average of 41.2 yards per punt...Had two punts downed inside the 20-yard line...**(9/24 vs. NEW ORLEANS)**...Saw action on special teams...Punted three times for 129 yards with a net average of 32.3...**(9/24 vs. NEW ORLEANS)**...Punted once for 35 net yards...**(10/8 at DETROIT)**...Made five punts for 234 yards and a net average of 41.6...Booted new career-long punt of 60 yards...**(10/12 vs. PHILADELPHIA)**...Punted three times for a 45.3-yard average and a net of 45.3, the second-highest net average of his career...Tied his career high with three punts inside the 20...**(10/22 at CHICAGO)**...Recorded a career-high 52.3-yard gross average, punting five times for 263 yards...46.2-yard net average was the second-highest of his career...**(10/29 at TAMPA BAY)**...Punted a career-high seven times for a 50.4-yard gross average...Placed a career-high four punts inside the 20, including three inside the 10...Notched four punts of at least 50 yards...**(11/5 vs. ATLANTA)**...Punted five times for a gross average of 49.8 and a net average of 47.2...Placed three punts inside the 20-yard line...**(11/13 vs. MIAMI)**...Punted twice for a gross average of 42.5 yards and a net average of 32.5...Placed one punt inside the 20-yard line...**(11/26 at NEW YORK JETS)**...Punted six times for a gross average of 47.3 yards and a net average of 46.2...Posted a career-long 63-yard field goal on first punt of the day...Placed two punts inside the 20-yard line...**(12/3 at NEW ORLEANS)**...Punted five times for a gross average of 43.0 yards and a net average of 42.0...Placed two punts inside the 20-yard line...**(12/10 vs. MINNESOTA)**...Punted six times for a gross average of 43.3 yards and a net average of 34.3 yards...Placed two punts inside the 20-yard line...**(12/17 vs. GREEN BAY)**...Punted four times for a net average of 39.8 with two inside the 20...**(12/24 vs. TAMPA BAY)**...Punted three times for a net average of 39.7 yards with two inside the 20...**(12/31 at ATLANTA)**...Tied a career-high with seven punts...Recorded a gross average of 47.0 yards and a net average of 44.4 yards.

POSTSEASON: (1/7 at NEW ORLEANS)...Punted three times for an average of 48.3 yards per punt and a net average of 42.7 yards.

SINGLE-GAME CAREER HIGHS

PUNTS	7	2x, last at Atlanta (12/31/17)
PUNTING YARDS	353	at Tampa Bay (10/29/17)
GROSS PUNTING AVERAGE	52.6	at Chicago (10/22/17)
NET PUNTING AVERAGE	48.7	at San Francisco (9/10/17)
LONG PUNT	63	at New York Jets (11/26/17)
PUNTS INSIDE THE 20	4	at Tampa Bay (10/29/17)



***PLAYERS NOT
LISTED IN THE
MEDIA GUIDE***

Jairus Byrd

Safety
Ninth NFL Season

Oregon
1st with Panthers

5-10 • 205 • 10/7/86
FA '17

TRANSACTIONS

Signed as a free agent by Carolina (10/3/17)...Terminated as a vested veteran by New Orleans (3/9/17)...Placed on injured reserve with New Orleans (10/7/14)...Signed as an unrestricted free agent by New Orleans (2/14/14)...Contract expired with Buffalo (3/11/14)...Designated with franchise tag by Buffalo (3/1/13)...Placed on injured reserve with Buffalo (12/23/09)...Drafted by the Buffalo Bills in the second round (42nd overall) in the 2009 NFL Draft (4/25/09).

GP/GS

Career (106/97): 2016 (16/15); 2015 (13/12); 2014 (4/4); 2013 (11/9); 2012 (16/16); 2011 (16/16); 2010 (16/14); 2009 (14/11)

HONORS

2013: Pro Bowl...Associated Press second-team All-Pro
2012: Pro Bowl...Associated Press second-team All-Pro...NFC Defensive Player of the Week (Week 6)
2010: Bills Ed Block Courage Award Winner
2009: Pro Bowl...NFL Defensive Rookie of the Month (October)

2016

Played in 16 games with 15 starts in 2016 for the Saints...Made two interceptions for 35 yards and had three pass deflections...Finished season with 56 tackles...Collected a season-high eight tackles against Seattle (10/30)...Made two interceptions against Tampa Bay (12/24).

2015

After missing the first three games (knee), returned to appear in 13 contests with starts in the final 12 at FS, finishing with 59 tackles (40 solo), one sack, one interception returned for 24 yards, three passes defended, two forced fumbles and one fumble recovery...Recorded season-high 10 tackles (six solo) vs. Tennessee (11/8)...At Washington (11/15), posted four tackles, including his first sack as a Saint and fourth of his career...At Houston (11/29), recorded eight tackles (five solo), a forced fumble, his first interception as a Saint and 23rd of his career and one pass defended.

2014

Started first four games at FS, before suffering season-ending knee injury in practice that required surgery. Finished with 29 tackles (21 solo), one pass defended and one forced fumble.

2013

Played in 11 games with nine starts after missing the first five games (foot). Finished the season with 48 tackles and four interceptions and named to third Pro Bowl...Made his first start of 2013 at New Orleans, (10/27) and produced three tackles and a pass defended...Posted his first interception of the season which led to a Bills FG at Pittsburgh (11/10)...Became first Bill ever and only player in week 11 to produce two interceptions and one sack vs. N.Y. Jets (11/17)...Helped pass defense yield a season-low 12 completions and added four tackles, including one stop for a loss, a quarterback hit and two passes defended...Totaled season-high nine tackles vs. Atlanta (12/1)...Recorded fourth interception of 2013 and added four tackles at Tampa Bay (12/8).

2012

Earned second Pro Bowl appearance...Second team All-Pro by AP...NFC Defensive Player of the Week (Week 6)...Started all 16 games for Bills...Led team with five interceptions, recording 76 tackles (53 solo), four forced fumbles and six passes defended...Recorded first pick of season and tied for a team-high seven tackles vs. Kansas City (9/16)...Forced two fumbles and had a fumble recovery with the first strip and recovery being converted into a touchdown on the ensuing possession vs. New England (9/30)...

Posted two interceptions and helped seal the win with his overtime return that set the offense up at the Arizona six-yard line at Arizona (10/14)...Posted six tackles and one forced fumble vs. Tennessee (10/21)...Halted a fourth quarter Miami drive with his fourth interception of the season vs. Miami (11/15), also had a first quarter fumble recovery.

2011

Started all 16 games and recorded 98 tackles (75 solo), one sack, three interceptions, eight passes defended, three forced fumbles and one fumble recovery...Posted five tackles, including one stop for loss and helped the Buffalo defense hold the Chiefs to only 119 net passing yards at Kansas City, Sept. 11...Led the Buffalo secondary with ten tackles vs. Oakland, Sept. 18...Posted a game-high and career-high 12 tackles and also added two passes defended vs. New England, Sept. 25...Forced one fumble and recovered the ball from Eagles WR Jason Avant in third quarter, while adding eight tackles including one for loss vs. Philadelphia, Oct. 9...Posted four tackles at N.Y. Giants, Oct. 16...Registered first interception and sack of season vs. Washington, Oct. 30 and added four tackles...Recorded his second interception of season and added six tackles vs. N.Y. Jets, Nov. 6...Tied for game-high eight tackles and forced a fumble at Dallas, Nov. 13...Led defensive backs with nine tackles including one stop for loss vs. Tennessee, Dec. 4...Scored on a 37-yard interception return for a touchdown in the fourth quarter, adding seven tackles and one pass defended vs. Denver, Dec. 24, as the Bills held Tim Tebow to a 35.4 rating.

2010

Appeared in all 16 games with 14 starts for Bills. Recorded 88 tackles (61 solo), four passes defended, one sack, one forced fumble, one fumble recovery and one interception...Posted seven tackles and also recorded his first career fumble recovery, which resulted in a touchdown, the team's first turnover of the season at New England, Sept. 26...named Bills Ed Block Courage Award Winner.

2009

Appeared in 14 games with 11 starts as a rookie and finished with 42 tackles (30 solo), nine interceptions to tie for the NFL lead and 11 passes defended...Became just third Bills rookie to be selected to Pro Bowl...Made his first career NFL start as the team's fifth defensive back vs. New Orleans, Sept. 27 and totaled five tackles...Made first career start at FS at Miami, Oct. 4 and made three solo tackles and a pass defended...Posted first career interception and led Bills defensive backs with seven tackles vs. Cleveland, Oct. 11...Posted first multi-interception game (2) at N. Y. Jets (10/18)...Became the second NFL player since 1970 to record an interception in five consecutive games in his first NFL season (Kansas City's Eric Harris, 1980)...Posted his ninth interception of the season and set the team's rookie interception record at Kansas City (12/13)...Placed on Injured Reserve (12/23).

COLLEGE

Byrd started each of his final 37 contests during a 39-game career at left cornerback at Oregon, recording 203 tackles (143 solos) with six stops for losses of 17 yards, four forced fumbles and two fumble recoveries...Deflected 53 passes, ranking fourth in school history...Gained 113 yards on 17 interception returns (6.6 avg)...His 17 interceptions tied Jake Leicht (1945-47) for second on the school career-record list...political science major.

Andrew Gachkar

Linebacker
Seventh NFL Season

Missouri
1st with Panthers

6-2 • 225 • 11/4/88
FA '17

TRANSACTIONS

Signed as a free agent by Carolina (10/17/17)...Terminated as a vested veteran by Jacksonville (9/2/17)...Signed as a free agent with Jacksonville (8/13/17)...Released as an unrestricted free agent by Dallas (3/9/17)...Signed as an unrestricted free agent by Dallas (3/17/15)...Released as an unrestricted free agent by San Diego (3/10/15)...Signed as an undrafted free agent by San Diego (4/30/11).

GP/GS

Career (95/9): 2016 (16/0); 2015 (16/1); 2014 (15/5); 2013 (16/3); 2012 (16/0); 2011 (16/0)

2016

Played in all 16 games as a reserve linebacker for Dallas...Totaled 10 tackles, including six solo stops...had a season-best five tackles, including four solo against Philadelphia (1/1/17).

2015

Played in 16 games with one start for Dallas...Finished with 14 tackles, including 10 solo tackles...Had season-high five tackles at New Orleans (10/4).

2014

Played in 15 games with five starts for San Diego...Finished with career-high 49 tackles, including 38 solo and 11 assisted...Posted one sack, one pass deflection and one fumble recovery for a touchdown...Recovered a fumble for a 13-yard touchdown return against St. Louis (11/23)...Tied career high with eight tackles against Denver (12/14)...Sacked Kansas City quarterback Chase Daniel for second sack of his career (12/28).

2013

Started three games and played in all 16 contests for San Diego...Totaled 33 tackles on the season...Forced one fumble on the season... Forced a fumble and had six tackles at Tennessee (9/22)...Set career high with eight tackles at Washington (11/3).

2012

Played in 16 games...Tallied 23 tackles...Posted first career sack against the Panthers (12/16).

2011

Played in all 16 games of his rookie season with San Diego...Had 15 tackles...Had season-high four tackles against Baltimore (12/18).

COLLEGE

Played all four seasons at Missouri...Totaled 121 tackles, including 13.0 for loss...Posted four career sacks, including three in his junior season...Had two interceptions in senior season...All-Big 12 Honorable Mention in his senior year...Led the nation's best scoring defense with 51 tackles.

LaDarius Gunter

Cornerback
3rd NFL Season

Miami (Fla.)
1st with Panthers

6-2 • 201 • 5/13/92
WV '17

TRANSACTIONS

Signed off waivers by Carolina (9/13/17)...Waived by Green Bay (9/12/17)...Signed as an undrafted free agent by Green Bay (5/8/15).

GP/GS

Career 25/15 [4/3]; 2017 (1/0); 2016 (16/15) [3/3]; 2015: (8/0) [1/0]

2017

Played in one game with Green Bay against Seattle before being waived in Week 2.

2016

Played in all 16 games with 15 starts for the Packers...Posted 58 tackles (49 solo), a tackle for loss, two forced fumbles and a team-high 15 passes defended...Also started all three postseason contests and registered 13 tackles (all solo) and two passes defended...At Minnesota (Sept. 18): Made his first NFL start, opening at RCB in place of an injured Sam Shields (concussion). Played 35 snaps and posted five tackles (all solo) and a forced fumble...Vs. N.Y. Giants (Oct. 9): Was one of five defensive players to play all 56 snaps. Helped limit the Giants' top three WRs (Odell Beckham Jr., Sterling Shepard and Victor Cruz) to a combined seven catches for 70 yards (10.0 avg.) and a TD...Vs. Indianapolis (Nov. 6): Played all 68 snaps, one of three Green Bay defenders to do so, and registered seven solo tackles...At Washington (Nov. 20): Recorded a career-best eight tackles (six solo) and a pass defended...Vs. N.Y. Giants (NFC Wild Card, Jan. 8): Played all 65 snaps, posting two solo tackles. Helped limit Beckham to just 28 yards receiving on four catches (7.0 avg.), tied for the second-lowest yardage output of his career (including playoffs)...At Dallas (NFC Divisional, Jan. 15): Played all 69 snaps, posting five tackles (all solo) and a pass defended.

2015

One of two undrafted rookie free agents to make Green Bay's opening-day roster in 2015...Saw action in eight games as a rookie, recording two tackles on special teams...Appeared in one postseason contest, playing 31 snaps on defense and 13 on special teams... Vs. Kansas City (Sept. 28): Made his NFL debut, playing three snaps on defense and five on special teams...At San Francisco (Oct. 4): Played five snaps on defense and two on special teams...At Carolina (Nov. 8): Played 18 snaps on special teams...At Detroit (Dec. 3): Appeared on six plays on special teams and two on defense...At Oakland (Dec. 20): Played seven snaps on special teams and one on defense. Posted his first career tackle on special teams, bringing down RB Taiwan Jones...At Washington (NFC Wild Card, Jan. 10): Saw the most significant action of his career on defense to that point, seeing increased time in the second half after Rollins departed the game due to a quad injury. 2015 Draft: Signed by the Green Bay Packers as an undrafted free agent on May 8.

COLLEGE

Lettered all three years at the University of Miami, starting 30 of 37 games played...Compiled 111 tackles (76 solo), three tackles for a loss, one forced fumble, two fumble recoveries, six interceptions and 18 pass breakups...Played one season at Fort Scott Community College (Kan.) before transferring to Miami...Earned his bachelor's degree in sports administration.

Kevon Seymour

Cornerback
2nd NFL Season

USC
1st with Panthers

6-0 • 185 • 11/30/93
WV '17

TRANSACTIONS: Acquired by Carolina in trade with Buffalo (9/3/17)...Drafted by Buffalo in sixth round (218th overall) of 2016 Draft.

GP/GS

Career (15/3); 2016 (15/3)

2016

Played in 15 games with three starts for Buffalo...Tallied 14 tackles on defense and eight special teams tackles...Registered three pass deflections...**At Oakland (12/4/16):** Registered career-high three defensive tackles.

COLLEGE

Recorded 127 tackles in four seasons at Southern Cal...Totaled three interceptions and one fumble recovery in his career...Notched five tackles for loss and one career sack...Returned seven kicks in his sophomore season, averaging 13.1 yards per return...Graduated with degree in communications and minor in sociology.

Greg Van Roten

Center
3rd NFL Season

Penn
1st with Panthers

6-3 • 305 • 2/26/90
FA '17

TRANSACTIONS

Signed as a free agent by Carolina (7/25/17)...Waived by Jacksonville (5/1/17)...Signed as a free agent by Jacksonville (2/27/17)...Waived by Seattle (8/27/14)...Signed by Seattle (2/14/14)...Waived by Green Bay (2/12/14)...Designated injured reserve by Green Bay (10/15/13)...Activated from the Green Bay practice squad (10/13/12)...Placed on Green Bay practice squad (9/2/12)...Waived by Green Bay (9/1/12)...Signed as an undrafted free agent by Green Bay (7/25/12).

2017

Signed with Jacksonville Jaguars in February before being released in May.

CFL

Played a total 32 games for the Toronto Argonauts in the 2016 and 2015 seasons.

2014

Went to training camp with the Seattle Seahawks but was waived before the regular season.

2013

Played in three games for Green Bay before being placed on injured reserve.

2012

Saw action in seven games in 2012 for Green Bay after getting activated from the practice squad...Signed as an undrafted free agent with the Packers.

COLLEGE

Played from 2008-12 at Penn...Received First Team All-Ivy League honors in both his junior and senior seasons...Honorable Mention All-Ivy in his sophomore campaign.