

# NEW ENGLAND PATRIOTS

# GAME RELEASE

## PRESEASON WEEK 3

## NEW ENGLAND PATRIOTS AT CAROLINA PANTHERS

### MEDIA SCHEDULE

#### MONDAY, AUGUST 20

**12:15 p.m.** Media check-in at blue gate and media workroom opens

**12:45 p.m.** Patriots head coach Bill Belichick press availability (media workroom)

**1:15 p.m.** Media availability at practice

**3 p.m.** Approximate time for player availability (Patriots locker room)

#### TUESDAY, AUGUST 21

**12:15 p.m.** Media check-in at blue gate and media workroom opens

**1:15 p.m.** Media availability at practice

**3 p.m.** Approximate time for player availability (Patriots locker room)

#### WEDNESDAY, AUGUST 22

**TBD** Media check-in at blue gate and media workroom opens

**TBD** Patriots head coach Bill Belichick press availability (media workroom)

**TBD** Media availability at practice

**TBD** Approximate time for player availability (Patriots locker room)

#### THURSDAY, AUGUST 23

Team walkthrough & travel to Charlotte - no media availability

#### FRIDAY, AUGUST 24

7:30 p.m. Patriots at Carolina Panthers

### 2018 PATRIOTS SCHEDULE

#### PRESEASON (2-0)

Thu., Aug. 9	Washington	26-17	W
Thu., Aug. 16	Philadelphia	37-20	W
Fri., Aug. 24	at Carolina	7:30 p.m.	WBZ
Thu., Aug. 30	at N.Y. Giants	7:00 p.m.	WBZ

#### REGULAR SEASON (0-0)

Sun., Sept. 9	Houston	1:00 p.m.	CBS
Sun., Sept. 16	at Jacksonville	4:25 p.m.	CBS
Sun., Sept. 23	at Detroit	8:20 p.m.	NBC
Sun., Sept. 30	Miami	1:00 p.m.	CBS
Thu., Oct. 4	Indianapolis	8:20 p.m.	FOX
Sun., Oct. 14	Kansas City	8:20 p.m.	NBC*
Sun., Oct. 21	at Chicago	1:00 p.m.	CBS*
Mon., Oct. 29	at Buffalo	8:15 p.m.	ESPN
Sun., Nov. 4	Green Bay	8:20 p.m.	NBC*
Sun., Nov. 11	at Tennessee	1:00 p.m.	CBS*
Sun., Nov. 18	BYE WEEK		
Sun., Nov. 25	at N.Y. Jets	1:00 p.m.	CBS*
Sun., Dec. 2	Minnesota	4:25 p.m.	FOX*
Sun., Dec. 9	at Miami	1:00 p.m.	CBS*
Sun., Dec. 16	at Pittsburgh	4:25 p.m.	CBS*
Sun., Dec. 23	Buffalo	1:00 p.m.	CBS*
Sun., Dec. 30	N.Y. Jets	1:00 p.m.	CBS*

### 2017 AFC EAST FINAL STANDINGS

TEAM	W	L	T	PCT.	PF	PA
Y-NEW ENGLAND	13	3	0	.813	458	296
X-Buffalo Bills	9	7	0	.563	302	359
Miami Dolphins	6	10	0	.375	281	393
New York Jets	5	11	0	.313	298	382

Y-Clinched Division X-Clinched Playoff Berth

### GAME SUMMARY

#### NEW ENGLAND PATRIOTS (2-0) at Carolina Panthers (2-0)

Friday, Aug. 24, 2018 • Bank of America Stadium (73,778) • 7:30 p.m. ET

The New England Patriots and Carolina Panthers will meet in the preseason for the 10th time overall and the fourth time in the last five preseasons. In 2014, the Patriots hosted the Panthers at Gillette Stadium and pulled out a 30-7 victory. In 2015, the Patriots traveled to Carolina and eked out a 17-16 preseason win. Most recently in 2016, the Patriots beat the Panthers, 19-17, on the road.

The teams most recently met in the regular season last year at Gillette stadium with Carolina leaving with a 33-30 victory. New England holds a 7-2 edge over Carolina in the preseason, while Carolina has a 4-2 record against the Patriots in the regular season since the teams first squared off in 1995. The two clubs also met in Super Bowl XXXVIII, with the Patriots claiming a 32-29 victory following an Adam Vinatieri field goal in the waning moments.

New England enters Week 3 of the preseason with a 2-0 record, while Carolina also comes in unbeaten at 2-0 after wins at Buffalo and at home vs. Miami.

### BROADCAST INFORMATION

**TELEVISION:** This week's game will be broadcast by the Patriots Preseason Television Network and can be seen in every New England state, as well as Alaska and Hawaii. The preseason network's flagship station is **WBZ-TV CBS** in Boston. **Bob Socci** provides play-by-play and is joined by former Patriots quarterback **Scott Zolak** in the broadcast booth. Former Patriots linebacker **Rob Ninkovich** will provide sideline analysis along with WBZ-TV's **Steve Burton**. *Patriots Football Weekly's* beat writers **Paul Perillo** and **Andy Hart** will also provide insight and analysis.

#### PATRIOTS PRESEASON TELEVISION NETWORK

##### Massachusetts

Boston, Mass. WBZ-TV Ch. 4  
Springfield, Mass. WWLP-TV Ch. 22

##### Connecticut

Hartford, Conn. WCTX-TV Ch. 9

##### Maine

Portland, Maine WMTW-TV Ch. 8  
Bangor, Maine WWIV-TV Ch. 7

##### New Hampshire

Manchester, N.H. WMUR-TV Ch. 9

##### Rhode Island

Providence, R.I. WPRI-TV Ch. 12

##### Vermont

Burlington, Vt. WCAX-TV Ch. 3

##### Alaska

Anchorage, Alaska KYUR-TV Ch. 13  
Fairbanks, Alaska KATN-TV Ch. 2  
Juneau, Alaska KJUD-TV Ch. 8

##### Hawaii

Honolulu, Hawaii KFVE-TV Ch. 5

**RADIO:** 98.5 FM, The Sports Hub, is the flagship station for the **Patriots Radio Network**. A complete listing of the network's 41 stations can be found in this press release. Play-by-play broadcaster **Dan Roche** will call the action along with former Patriots linebacker **Matt Chatham**, who will provide color analysis. The games are produced by **Marc Cappello**.

### PATRIOTS LOOK TO KICK OFF ANOTHER SUCCESSFUL SEASON

The 2018 New England Patriots have a chance to set or tie several NFL team records, including:

- ➔ The Patriots have made the playoffs for nine straight seasons (2009-17), tied with Dallas (1975-83) and Indianapolis (2002-10) for the most in NFL history.
- ➔ The New England Patriots enter the 2018 season with 34 postseason wins and need two more playoff victories to tie Pittsburgh for the most postseason wins all-time.
- ➔ The Patriots enter this season with 214 regular season wins since 2000. The NFL record for most regular season wins over two consecutive decades is 217 by the San Francisco 49ers (1970s/1980s). The Patriots need just four more wins to surpass the 49ers for the most regular season wins in two consecutive decades.

### MEDIA CONTACTS

#### PATRIOTS MEDIA RELATIONS OFFICE: 508-384-4203

**Stacey James**, Vice President of Media Relations, staceyj@patriots.com, 508-326-6868  
**Aaron Salkin**, Director of Media Relations, aarons@patriots.com, 508-326-6870  
**Michael Jurovaty**, Asst. Director of Media Relations, mjurovaty@patriots.com, 508-326-6187  
**Mark Robbins**, Media Relations Coordinator, markr@patriots.com, 508-431-7175  
**Anne Noland**, Media Relations Coordinator, annen@patriots.com, 508-431-7773



# 2018 PRESEASON OFFENSIVE STATISTICS

## WON 2, LOST 0

08/09 W 26-17	Washington	65,878
08/16 W 37-20	Philadelphia	65,878
08/24	at Carolina	
08/30	at N.Y. Giants	
	N.E.	Opp.
<b>TOTAL FIRST DOWNS</b>	46	36
Rushing	21	7
Passing	16	23
Penalty	9	6
3rd Down: Made/Att	12/30	8/29
3rd Down Pct.	40.0	27.6
4th Down: Made/Att	2/2	1/4
4th Down Pct.	100.0	25.0
<b>POSSESSION AVG.</b>	30:40	29:20
<b>TOTAL NET YARDS</b>	635	692
Avg. Per Game	317.5	346.0
Total Plays	140	130
Avg. Per Play	4.5	5.3
<b>NET YARDS RUSHING</b>	280	162
Avg. Per Game	140.0	81.0
Total Rushes	70	41
<b>NET YARDS PASSING</b>	355	530
Avg. Per Game	177.5	265.0
Sacked/Yards Lost	2/14	11/66
Gross Yards	369	596
Att./Completions	68/42	78/47
Completion Pct.	61.8	60.3
Had Intercepted	0	1
<b>PUNTS/AVERAGE</b>	13/49.6	12/46.1
<b>NET PUNTING AVG.</b>	13/42.3	12/44.8
<b>PENALTIES/YARDS</b>	11/130	18/177
<b>FUMBLES/BALL LOST</b>	1/1	3/2
<b>TOUCHDOWNS</b>	7	5
Rushing	3	0
Passing	3	5
Returns	1	0

* SCORE BY PERIODS	Q1	Q2	Q3	Q4	OT	PTS
TEAM	10	20	14	19	0	63
OPPONENTS	10	14	13	0	0	37

* SCORING	TD	Ru	Pa	Rt	K-PAT	FG	S	PTS
Gostkowski	0	0	0	0	5/ 5	4/ 4	0	17
Webb	2	2	0	0			0	16
Bentley	1	0	0	1			0	6
Hill	1	1	0	0			0	6
Hogan	1	0	1	0			0	6
Patterson	1	0	1	0			0	6
White	1	0	1	0			0	6
TEAM	7	3	3	1	5/ 5	4/ 4	0	63
OPPONENTS	5	0	5	0	4/ 5	1/ 2	0	37
2-Pt Conv: Webb 2, TM 2-2, OPP 0-0								
SACKS: Davis 1.5, Harris 1.5, Butler 1, Chung 1, Clayborn 1, Guy 1, Lee 1, Rivers 1, Valentine 1, Van Noy 1, TM 11, OPP 2								
FUM/LOST: Etling 1/1								

* RUSHING	No.	Yds	Avg	Long	TD
Hill	17	82	4.8	12	1
Gillislee	23	65	2.8	13	0
Webb	19	61	3.2	9	2
Bolden	3	35	11.7	16	0
White	4	31	7.8	22	0
Etling	3	7	2.3	8	0
Hoyer	1	-1	-1.0	-1	0
TEAM	70	280	4.0	22	3
OPPONENTS	41	162	4.0	41	0

* RECEIVING	No.	Yds	Avg	Long	TD
Patterson	6	89	14.8	23	1
White	6	61	10.2	20	1
Hogan	5	25	5.0	8	1
Lucien	4	71	17.8	25	0
Edelman	4	26	6.5	8	0
J. Hollister	3	29	9.7	22	0
Tye	3	17	5.7	11	0
Izzo	3	15	5.0	7	0
Hill	2	14	7.0	12	0
Bolden	1	9	9.0	9	0
McCarron	1	6	6.0	6	0
Dorsett	1	4	4.0	4	0
Berrios	1	3	3.0	3	0
Poggi	1	2	2.0	2	0
Webb	1	-2	-2.0	-2	0
TEAM	42	369	8.8	25	3
OPPONENTS	47	596	12.7	57	5

* INTERCEPTIONS	No.	Yds	Avg	Long	TD
Sam	1	11	11.0	11	0
TEAM	1	11	11.0	11	0
OPPONENTS	0	0	---	---	0

* PUNTING	No.	Yds	Avg	Net	TB	In	Lg	B
R. Allen	13	645	49.6	42.3	0	4	58	0
TEAM	13	645	49.6	42.3	0	4	58	0
OPPONENTS	12	553	46.1	44.8	0	5	57	0

* PUNT RETURNS	Ret	FC	Yds	Avg	Long	TD
McCarron	4	4	15	3.8	7	0
Berrios	1	2	0	0.0	0	0
TEAM	5	6	15	3.0	7	0
OPPONENTS	11	1	95	8.6	20	0

* KICKOFF RETURNS	No.	Yds	Avg	Long	TD
McCarron	3	62	20.7	25	0
Berrios	1	13	13.0	13	0
TEAM	4	75	18.8	25	0
OPPONENTS	7	202	28.9	46	0

* FIELD GOALS	1-19	20-29	30-39	40-49	50+
Gostkowski	0/ 0	1/ 1	1/ 1	1/ 1	1/ 1
TEAM	0/ 0	1/ 1	1/ 1	1/ 1	1/ 1
OPPONENTS	0/ 0	0/ 0	0/ 0	0/ 0	1/ 2
Gostkowski: (52G) (37G,49G,29G)					
TM: (52G) (37G,49G,29G)					
OPP: (52G,56N) ()					

* PASSING	Att	Cmp	Yds	Cmp%	Yds/Att	TD	TD%	Int	Int%	Long	Sack/Lost	Rating
Hoyer	36	21	176	58.3	4.89	1	2.8	0	0.0	25	1/ 4	80.3
Brady	26	19	172	73.1	6.62	2	7.7	0	0.0	23	0/ 0	116.2
Etling	6	2	21	33.3	3.50	0	0.0	0	0.0	18	1/ 10	44.4
TEAM	68	42	369	61.8	5.43	3	4.4	0	0.0	25	2/ 14	90.9
OPPONENTS	78	47	596	60.3	7.64	5	6.4	1	1.3	57	11/ 66	100.2



# 2018 PRESEASON DEFENSIVE STATISTICS

Tackle Statistics based on Play-by-Play

PLAYER Name	TACKLES			SACKS			INTERCEPTIONS				FUMBLES				SP. TEAMS				
	TT	UT	A	S	Yds	QH	Int	Yds	TD	PD	FF	FR	Yds	TD	TT	UT	A	FF	FR
Ja'Whaun Bentley	11	6	5	0.0	0.0	1	0	0	0	1	0	1	54	1	0	0	0	0	0
Christian Sam	10	7	3	0.0	0.0	0	1	11	0	1	0	0	0	0	0	0	0	0	0
Elandon Roberts	9	7	2	0.0	0.0	0	0	0	0	0	0	0	0	0	0	0	0	0	0
Keion Crossen	9	9	0	0.0	0.0	1	0	0	0	2	0	0	0	0	1	1	0	0	0
Damarius Travis	7	6	1	0.0	0.0	0	0	0	0	0	0	0	0	0	0	0	0	0	0
Patrick Chung	7	6	1	1.0	8.0	1	0	0	0	0	0	0	0	0	0	0	0	0	0
Eddie Pleasant	4	1	3	0.0	0.0	0	0	0	0	0	0	0	0	0	0	0	0	0	0
J.C. Jackson	4	4	0	0.0	0.0	0	0	0	0	0	0	0	0	0	0	0	0	0	0
Eric Rowe	4	3	1	0.0	0.0	0	0	0	0	1	0	0	0	0	0	0	0	0	0
Derek Rivers	4	2	2	1.0	2.0	2	0	0	0	0	0	0	0	0	0	0	0	0	0
Trent Harris	4	3	1	1.5	10.5	2	0	0	0	0	1	0	0	0	0	0	0	0	0
Lawrence Guy	4	3	1	1.0	2.0	1	0	0	0	0	0	0	0	0	0	0	0	0	0
Danny Shelton	4	2	2	0.0	0.0	0	0	0	0	0	0	0	0	0	0	0	0	0	0
Kyle Van Noy	4	2	2	1.0	13.0	1	0	0	0	0	0	0	0	0	0	0	0	0	0
Vincent Valentine	4	3	1	1.0	0.0	1	0	0	0	0	0	0	0	0	0	0	0	0	0
Keionta Davis	4	1	3	1.5	10.5	3	0	0	0	0	0	0	0	0	0	0	0	0	0
Jordan Richards	3	1	2	0.0	0.0	0	0	0	0	1	0	0	0	0	4	3	1	0	0
Jomal Wiltz	3	2	1	0.0	0.0	0	0	0	0	0	0	0	0	0	2	2	0	0	0
Stephon Gilmore	2	2	0	0.0	0.0	0	0	0	0	1	0	0	0	0	0	0	0	0	0
Duke Dawson	2	2	0	0.0	0.0	0	0	0	0	0	0	0	0	0	0	0	0	0	0
Eric Lee	2	1	1	1.0	9.0	1	0	0	0	0	0	0	0	0	2	1	1	0	0
Adam Butler	2	1	1	1.0	3.0	1	0	0	0	0	0	0	0	0	0	0	0	0	0
Devin McCourty	2	2	0	0.0	0.0	0	0	0	0	0	0	0	0	0	0	0	0	0	0
Geneo Grissom	2	1	1	0.0	0.0	2	0	0	0	0	0	1	53	0	1	1	0	0	0
Nicholas Grisby	1	1	0	0.0	0.0	0	0	0	0	0	0	0	0	0	0	0	0	0	0
Deatrich Wise Jr.	1	0	1	0.0	0.0	1	0	0	0	0	0	0	0	0	0	0	0	0	0
Malcom Brown	1	0	1	0.0	0.0	0	0	0	0	0	0	0	0	0	0	0	0	0	0
Ryan Lewis	1	0	1	0.0	0.0	0	0	0	0	0	0	0	0	0	0	0	0	0	0
Adrian Clayborn	1	1	0	1.0	8.0	1	0	0	0	0	1	0	0	0	0	0	0	0	0
John Atkins	1	0	1	0.0	0.0	0	0	0	0	0	0	0	0	0	0	0	0	0	0
Duron Harmon	1	1	0	0.0	0.0	0	0	0	0	0	0	0	0	0	0	0	0	0	0
Mike Gillislee	0	0	0	0.0	0.0	0	0	0	0	0	0	0	0	0	1	0	1	0	0
Brandon King	0	0	0	0.0	0.0	0	0	0	0	0	0	0	0	0	1	1	0	0	0
Joe Cardona	0	0	0	0.0	0.0	0	0	0	0	0	0	0	0	0	1	1	0	0	0
Henry Poggi	0	0	0	0.0	0.0	0	0	0	0	0	0	0	0	0	1	0	1	0	0
A.J. Moore	0	0	0	0.0	0.0	0	0	0	0	0	0	0	0	0	2	2	0	0	0
James Develin	0	0	0	0.0	0.0	0	0	0	0	0	0	0	0	0	2	2	0	0	0
Marguis Flowers	0	0	0	0.0	0.0	0	0	0	0	0	0	0	0	0	1	1	0	0	0
<b>TOTALS</b>	<b>118</b>	<b>80</b>	<b>38</b>	<b>11.0</b>	<b>66.0</b>	<b>19</b>	<b>1</b>	<b>11</b>	<b>0</b>	<b>7</b>	<b>2</b>	<b>2</b>	<b>107</b>	<b>1</b>	<b>19</b>	<b>15</b>	<b>4</b>	<b>0</b>	<b>0</b>

FUMBLES - LOST (1-1)				
	Own			
	No.	Lost	Rec	O.B.
Danny Etling	1	1	0	0
<b>TOTALS</b>	<b>1</b>	<b>1</b>	<b>0</b>	<b>0</b>

MISC. OFFENSIVE STATS				
	Tkl	Ast	FF	FR
Luke Bowanko	1	0	0	0
<b>TOTALS</b>	<b>1</b>	<b>0</b>	<b>0</b>	<b>0</b>

KEY			
TT-Total Tackles	Int/Yds-Interceptions/Yards Returned	PD-Passes Defensed	FF-Forced Fumbles
UT-Unassisted Tackles			
A-Assisted Tackles			
BLOCKED KICKS			
	XP	FG	P
<b>TOTALS</b>	<b>0</b>	<b>0</b>	<b>0</b>



# 2018 NEW ENGLAND PATRIOTS ROSTER

AS OF AUGUST 20, 2018

## ALPHABETICAL ROSTER

#	NAME	POS	HT	WT	BORN	YR	COLLEGE	H.S. HOMETOWN
83	Allen, Dwayne	TE	6-3	265	2/24/1990	7	Clemson	Fayetteville, N.C.
6	Allen, Ryan	P	6-2	220	2/28/1990	6	Louisiana Tech	Salem, Ore.
60	Andrews, David	C	6-3	300	7/10/1992	4	Georgia	Johns Creek, Ga.
97	Atkins, John	DL	6-4	320	12/21/1993	R	Georgia	Thomson, Ga.
51	Bentley, Ja'Whaun	LB	6-2	255	8/24/1996	R	Purdue	Glenarden, Md.
14	Berrios, Braxton	WR	5-9	190	10/6/1995	R	Miami (Fla.)	Raleigh, N.C.
7	Bojorquez, Corey	P	6-0	208	9/13/1996	R	New Mexico	Bellflower, Calif.
38	Bolden, Brandon	RB	5-11	220	1/28/1990	7	Mississippi	Baton Rouge, La.
72	Bowanko, Luke	OL	6-6	305	6/12/1991	5	Virginia	Clifton, Va.
12	Brady, Tom	QB	6-4	225	8/3/1977	19	Michigan	San Mateo, Calif.
88	Britt, Kenny	WR	6-3	230	9/18/1988	10	Rutgers	Bayonne, N.J.
90	Brown, Malcom	DL	6-2	320	2/2/1994	4	Texas	Brenham, Texas
77	Brown, Trent	OL	6-8	380	4/13/1993	4	Florida	Albany, Ga.
34	o Burkhead, Rex	RB	5-10	215	7/2/1990	6	Nebraska	Plano, Texas
70	Butler, Adam	DL	6-5	300	4/12/1994	2	Vanderbilt	Duncanville, Texas
61	Cannon, Marcus	OL	6-6	335	5/6/1988	8	Texas Christian	Odessa, Texas
49	Cardona, Joe	LS	6-3	245	4/16/1992	4	Navy	El Cajon, Calif.
23	Chung, Patrick	S	5-11	215	8/19/1987	10	Oregon	Rancho Cucamonga, Calif.
94	Clayborn, Adrian	DE	6-3	280	7/6/1988	8	Iowa	St. Louis, Mo.
35	d Crossen, Keion	DB	5-10	185	4/17/1996	R	Western Carolina	Garysburg, N.C.
74	Croston, Cole	OL	6-5	310	12/25/1993	2	Iowa	Sergeant Bluff, Iowa
58	Davis, Keionta	DL	6-4	280	3/1/1994	2	Tennessee-Chattanooga	Chattanooga, Tenn.
42	Dawson, Duke	DB	5-10	198	10/13/1995	R	Florida	Cross City, Fla.
81	Decker, Eric	WR	6-3	214	3/15/1987	9	Minnesota	Cold Spring, Minn.
46	Develin, James	FB	6-3	255	7/23/1988	6	Brown	Gilbertsville, Pa.
13	Dorsett, Phillip	WR	5-10	192	1/5/1993	4	Miami (Fla.)	Ft. Lauderdale, Fla.
43	Ebner, Nate	DB	6-0	215	12/14/1988	7	Ohio State	Dublin, Ohio
11	Edelman, Julian	WR	5-10	198	5/22/1986	10	Kent State	Redwood City, Calif.
5	Etling, Danny	QB	6-3	225	7/22/1994	R	Louisiana State	Terre Haute, Ind.
66	Ferentz, James	OL	6-2	300	6/5/1989	3	Iowa	Iowa City, Iowa
59	Flowers, Marquis	LB	6-3	245	2/16/1992	5	Arizona	Phoenix, Ariz.
98	Flowers, Trey	DL	6-2	265	8/16/1993	4	Arkansas	Huntsville, Ala.
35	o Gillislee, Mike	RB	5-11	210	11/1/1990	6	Florida	DeLand, Fla.
24	Gilmore, Stephon	CB	6-1	202	9/19/1990	7	South Carolina	Rock Hill, S.C.
3	Gostkowski, Stephen	K	6-1	215	1/28/1984	13	Memphis	Madison, Miss.
50	Grigsby, Nicholas	LB	6-2	230	7/2/1992	3	Pittsburgh	Trotwood, Ohio
96	Grissom, Geneo	DL	6-4	265	6/4/1992	4	Oklahoma	Hutchinson, Kan.
87	Gronkowski, Rob	TE	6-6	268	5/14/1989	9	Arizona	Pittsburgh, Pa.
93	Guy, Lawrence	DL	6-4	315	3/17/1990	8	Arizona State	Las Vegas, Nev.
21	Harmon, Duron	DB	6-1	205	1/24/1991	6	Rutgers	Magnolia, Del.
45	Harris, Trent	DL	6-2	255	9/17/1995	R	Miami (Fla.)	Winter Park, Fla.
92	Herron, Frank	DL	6-4	305	7/9/1994	R	Louisiana State	Memphis, Tenn.
54	Hightower, Dont'a	LB	6-3	260	3/12/1990	7	Alabama	Lewisburg, Tenn.
33	o Hill, Jeremy	RB	6-1	230	10/20/1992	5	Louisiana State	Baton Rouge, La.
15	Hogan, Chris	WR	6-1	210	10/24/1987	6	Monmouth	Wykoff, N.J.
47	Hollister, Jacob	TE	6-4	245	11/18/1993	2	Wyoming	Bend, Ore.
2	Hoyer, Brian	QB	6-2	216	10/13/1985	10	Michigan State	North Olmsted, Ohio
85	Izzo, Ryan	TE	6-5	255	12/21/1995	R	Florida State	Sparta, N.J.
34	d Jackson, J.C.	DB	6-1	198	11/17/1995	R	Maryland	Immokalee, Fla.
67	John, Ulrick	OL	6-6	312	5/20/1992	5	Georgia State	Hinesville, Ga.
41	Jones, Cyrus	CB	5-10	195	11/29/1993	3	Alabama	Baltimore, Md.
31	Jones, Jonathan	DB	5-10	190	9/20/1993	3	Auburn	Carrollton, Ga.
75	Karras, Ted	OL	6-4	305	3/15/1993	3	Illinois	Indianapolis, Ind.
36	King, Brandon	LB	6-2	220	6/8/1993	4	Auburn	Alabaster, Ala.
65	King, Jason	OL	6-4	300	11/18/1993	1	Purdue	Little Rock, Ark.
48	d Langi, Harvey	LB	6-2	250	9/24/1992	2	Brigham Young	South Jordan, Utah
55	Lee, Eric	DL	6-3	255	8/6/1994	2	South Florida	Daphne, Ala.
27	Lewis, Ryan	CB	6-0	195	4/15/1994	1	Pittsburgh	Seattle, Wash.
10	Lucien, Devin	WR	6-2	200	6/26/1993	1	Arizona State	Encino, Calif.
69	Mason, Shaq	OL	6-1	310	8/28/1993	4	Georgia Tech	Columbia, Tenn.
17	McCarron, Riley	WR	5-9	198	6/16/1993	1	Iowa	Dubuque, Iowa
32	McCorty, Devin	DB	5-10	195	8/13/1987	9	Rutgers	Montvale, N.J.
30	McCorty, Jason	CB	5-11	195	8/13/1987	10	Rutgers	Montvale, N.J.
29	Michel, Sony	RB	5-11	215	2/17/1995	R	Georgia	Plantation, Fla.
33	d Moore, A.J.	DB	5-11	201	12/15/1995	R	Mississippi	Bassfield, Miss.
84	Patterson, Cordarrelle	WR	6-2	228	3/17/1991	6	Tennessee	Rock Hill, S.C.
26	Pleasant, Eddie	DB	5-10	210	12/17/1988	6	Oregon	Compton, Calif.
48	o Poggi, Henry	FB	6-4	260	8/9/1994	R	Michigan	Baltimore, Md.
37	Richards, Jordan	DB	5-11	210	1/21/1993	4	Stanford	Folsom, Calif.
95	Rivers, Derek	DE	6-5	250	5/9/1994	2	Youngstown State	Kinston, N.C.
52	Roberts, Eliandon	LB	6-0	238	4/22/1994	3	Houston	Port Arthur, Texas
25	Rowe, Eric	DB	6-1	205	10/3/1992	4	Utah	Klein, Texas
44	Sam, Christian	LB	6-2	240	6/7/1996	R	Arizona State	Allen, Texas
63	Schwenke, Brian	OL	6-3	318	3/22/1991	6	California	Oceanside, Calif.
71	Shelton, Danny	DL	6-2	345	8/20/1993	4	Washington	Auburn, Wash.
18	Slater, Matthew	WR	6-0	205	9/9/1985	11	UCLA	Anaheim, Calif.
62	Thuney, Joe	OL	6-5	308	11/18/1992	3	North Carolina State	Centerville, Ohio
64	Tobin, Matt	OL	6-6	310	6/5/1990	6	Iowa	Dyersville, Iowa
39	Travis, Damarius	DB	6-2	215	4/19/1994	1	Minnesota	Pensacola, Fla.
86	Turner, Paul	WR	5-10	193	5/10/1993	2	Louisiana Tech	West Monroe, La.
82	Tye, Will	TE	6-2	260	11/4/1991	3	Stony Brook	Salisbury, Conn.
99	Valentine, Vincent	DT	6-3	315	2/23/1994	3	Nebraska	Edwardsville, Ill.
53	Van Noy, Kyle	LB	6-3	250	3/26/1991	5	Brigham Young	Reno, Nev.
68	Waddle, LaAdrian	OL	6-6	315	7/21/1991	6	Texas Tech	Columbus, Texas
22	o Webb, Ralph	RB	5-10	200	11/21/1994	R	Vanderbilt	Gainesville, Fla.
28	White, James	RB	5-10	205	2/3/1992	5	Wisconsin	Ft. Lauderdale, Fla.
22	d Wiltz, Jomal	CB	5-10	190	10/23/1994	1	Iowa State	Houston Texas
91	Wise Jr., Deatrich	DL	6-5	275	7/26/1994	2	Arkansas	Carrollton, Texas
76	Wynn, Isaiah	OL	6-2	310	12/9/1995	R	Georgia	St. Petersburg, Fla.

## NUMERICAL ROSTER

#	NAME	POS
2	Brian Hoyer	QB
3	Stephen Gostkowski	K
5	Danny Etling	QB
6	Ryan Allen	P
7	Corey Bojorquez	P
10	Devin Lucien	WR
11	Julian Edelman	WR
12	Tom Brady	QB
13	Phillip Dorsett	WR
14	Braxton Berrios	WR
15	Chris Hogan	WR
17	Riley McCarron	WR
18	Matthew Slater	WR
21	Duron Harmon	DB
22	d Jomal Wiltz	CB
22	o Ralph Webb	RB
23	Patrick Chung	S
24	Stephon Gilmore	CB
25	Eric Rowe	DB
26	Eddie Pleasant	DB
27	Ryan Lewis	CB
28	James White	RB
29	Sony Michel	RB
30	Jason McCorty	CB
31	Jonathan Jones	DB
32	Devin McCorty	RB
33	o Jeremy Hill	DB
33	d A.J. Moore	DB
34	o Rex Burkhead	RB
34	d J.C. Jackson	DB
35	o Mike Gillislee	RB
35	d Keion Crossen	DB
36	Brandon King	LB
37	Jordan Richards	DB
38	Brandon Bolden	RB
39	Damarius Travis	DB
41	Cyrus Jones	CB
42	Duke Dawson	DB
43	Nate Ebner	DB
44	Christian Sam	LB
45	Trent Harris	DL
46	James Develin	FB
47	Jacob Hollister	TE
48	d Harvey Langi	LB
48	o Henry Poggi	FB
49	Joe Cardona	LS
50	Nicholas Grigsby	LB
51	Ja'Whaun Bentley	LB
52	Eliandon Roberts	LB
53	Kyle Van Noy	LB
54	Dont'a Hightower	LB
55	Eric Lee	DL
58	Keionta Davis	DL
59	Marquis Flowers	LB
60	David Andrews	C
61	Marcus Cannon	OL
62	Joe Thuney	OL
63	Brian Schwenke	OL
64	Matt Tobin	OL
65	Jason King	OL
66	James Ferentz	OL
67	Ulrick John	OL
68	LaAdrian Waddle	OL
69	Shaq Mason	OL
70	Adam Butler	DL
71	Danny Shelton	DL
72	Luke Bowanko	OL
74	Cole Croston	OL
75	Ted Karras	OL
76	Isaiah Wynn	OL
77	Trent Brown	OL
81	Eric Decker	WR
82	Will Tye	TE
83	Dwayne Allen	TE
84	Cordarrelle Patterson	WR
85	Ryan Izzo	TE
86	Paul Turner	WR
87	Rob Gronkowski	TE
88	Kenny Britt	WR
90	Malcom Brown	DL
91	Deatrich Wise Jr.	DL
92	Frank Herron	DL
93	Lawrence Guy	DL
94	Adrian Clayborn	DE
95	Derek Rivers	DE
96	Geneo Grissom	DL
97	John Atkins	DL
98	Trey Flowers	DL
99	Vincent Valentine	DT

## RESERVE/NON-FOOTBALL INJURY

#	NAME	POS	HT	WT	BORN	YR	COLLEGE	H.S. HOMETOWN
16	Andrews, Darren	WR	5-10	200	8/5/1995	R	UCLA	Phillips Ranch, Calif.
81	Hollister, Cody	WR	6-4	215	11/18/1993	1	Arkansas	Bend, Ore.

## RESERVE/NON-FOOTBALL INJURY

#	NAME	POS
16	Darren Andrews	WR
81	Cody Hollister	WR

HEAD COACH: BILL BELICHICK

ASSISTANTS: Cameron Achord, Asst. Special Teams; Steve Belichick, Safeties; Josh Boyer, Cornerbacks; Moses Cabrera, Head Strength and Conditioning; Nick Caley, Tight Ends;

Brendan Daly, Defensive Line; Ivan Fears, Running Backs; Brian Flores, Linebackers; Joe Judge, Special Teams; Deron Mayo, Assistant Strength and Conditioning;

Josh McDaniels, Offensive Coordinator/Quarterbacks; Chad O'Shea, Wide Receivers; Dante Scarnecchia, Offensive Line; Jerry Schupinski, Assistant Quarterbacks.





# 2018 NUMERICAL ROSTER

August 20, 2018

#	NAME	POS	HT	WT	AGE	YR	COLLEGE	HOW ACQ.
2	Brian Hoyer	QB	6-2	216	32	10	Michigan State	FA-17
3	Stephen Gostkowski	K	6-1	215	34	13	Memphis	D4b-06
5	Danny Eting	QB	6-3	225	24	R	Louisiana State	D7a-18
6	Ryan Allen	P	6-2	220	28	6	Louisiana Tech	FA-13
7	Corey Bojorquez	P	6-0	208	21	R	New Mexico	FA-18
10	Devin Lucien	WR	6-2	200	25	1	Arizona State	FA_18
11	Julian Edelman	WR	5-10	198	32	10	Kent State	D7a-09
12	Tom Brady	QB	6-4	225	41	19	Michigan	D6b-00
13	Phillip Dorsett	WR	5-10	192	25	4	Miami (Fla.)	TR (IND)-17
14	Braxton Berrios	WR	5-9	190	22	R	Miami (Fla.)	D6b-18
15	Chris Hogan	WR	6-1	210	30	6	Monmouth	RFA (BUF)-16
17	Riley McCarron	WR	5-9	198	25	1	Iowa	FA-17
18	Matthew Slater	WR	6-0	205	32	11	UCLA	D5-08
21	Duron Harmon	DB	6-1	205	27	6	Rutgers	D3b-13
22 d	Jomal Wiltz	CB	5-10	190	23	1	Iowa State	FA-17
22 o	Ralph Webb	RB	5-10	200	23	R	Vanderbilt	FA-18
23	Patrick Chung	S	5-11	215	31	10	Oregon	FA-14
24	Stephon Gilmore	CB	6-1	202	27	7	South Carolina	UFA (BUF)-17
25	Eric Rowe	DB	6-1	205	25	4	Utah	TR (PHI)-16
26	Eddie Pleasant	DB	5-10	210	29	6	Oregon	FA-18
27	Ryan Lewis	CB	6-0	195	24	1	Pittsburgh	FA-17
28	James White	RB	5-10	205	26	5	Wisconsin	D4b-14
29	Sony Michel	RB	5-11	215	23	R	Georgia	D1b-18
30	Jason McCourty	CB	5-11	195	31	10	Rutgers	TR (CLE)-18
31	Jonathan Jones	DB	5-10	190	24	3	Auburn	FA-16
32	Devin McCourty	DB	5-10	195	31	9	Rutgers	D1-10
33 o	Jeremy Hill	RB	6-1	230	25	5	Louisiana State	UFA (CIN)-18
33 d	A.J. Moore	DB	5-11	201	22	R	Mississippi	FA-18
34 o	Rex Burkhead	RB	5-10	215	28	6	Nebraska	UFA (CIN)-17
34 d	J.C. Jackson	DB	6-1	198	22	R	Maryland	FA-18
35 o	Mike Gillislee	RB	5-11	210	27	6	Florida	RFA (BUF)-17
35 d	Keion Crossen	CB	5-10	185	22	R	Western Carolina	D7b-18
36	Brandon King	LB	6-2	220	25	4	Auburn	FA-15
37	Jordan Richards	DB	5-11	210	25	4	Stanford	D2-15
38	Brandon Bolden	RB	5-11	220	28	7	Mississippi	FA-12
39	Damarius Travis	DB	6-2	215	24	1	Minnesota	FA-17
41	Cyrus Jones	CB	5-10	195	24	3	Alabama	D2-16
42	Duke Dawson	DB	5-10	198	22	R	Florida	D2-18
43	Nate Ebner	DB	6-0	215	29	7	Ohio State	D6-12
44	Christian Sam	LB	6-2	240	22	R	Arizona State	D6a-18
45	Trent Harris	DL	6-2	255	22	R	Miami (Fla.)	FA-18
46	James Develin	FB	6-3	255	30	6	Brown	FA-12
47	Jacob Hollister	TE	6-4	245	24	2	Wyoming	FA-17
48 d	Harvey Langi	LB	6-2	250	25	2	Brigham Young	FA-17
48 o	Henry Poggi	FB	6-4	260	24	R	Michigan	FA-18
49	Joe Cardona	LS	6-3	245	26	4	Navy	D5-15
50	Nicholas Grigsby	LB	6-2	230	26	3	Pittsburgh	FA-17
51	Ja'Whaun Bentley	LB	6-2	255	21	R	Purdue	D5-18
52	Elandon Roberts	LB	6-0	238	24	3	Houston	D6b-16
53	Kyle Van Noy	LB	6-3	250	27	5	Brigham Young	TR (DET)-16
54	Dont'a Hightower	LB	6-3	260	28	7	Alabama	D1b-12
55	Eric Lee	DL	6-3	255	24	2	South Florida	FA-17
58	Keionta Davis	DL	6-4	280	24	2	Tennessee-Chattanooga	FA-17
59	Marquis Flowers	LB	6-3	245	26	5	Arizona	TR (CIN)-17
60	David Andrews	C	6-3	300	26	4	Georgia	FA-15
61	Marcus Cannon	OL	6-6	335	30	8	Texas Christian	D5a-11
62	Joe Thuney	OL	6-5	308	25	3	North Carolina State	D3a-16
63	Brian Schwenke	OL	6-3	318	27	6	California	FA-18
64	Matt Tobin	OL	6-6	310	28	6	Iowa	UFA (SEA)-18
65	Jason King	OL	6-4	300	24	1	Purdue	FA-18
66	James Ferentz	OL	6-2	300	29	3	Iowa	FA-17
67	Ulrick John	OL	6-6	312	26	5	Georgia State	UFA (GB)-18
68	LaAdrian Waddle	OL	6-6	315	27	6	Texas Tech	CW (DET)-15
69	Shaq Mason	OL	6-1	310	24	4	Georgia Tech	D4c-15
70	Adam Butler	DL	6-5	300	24	2	Vanderbilt	FA-17
71	Danny Shelton	DL	6-2	345	24	4	Washington	TR (CLE)-18
72	Luke Bowanko	OL	6-6	305	27	5	Virginia	UFA (BAL)-18
74	Cole Croston	OL	6-5	310	24	2	Iowa	FA-17
75	Ted Karras	OL	6-4	305	25	3	Illinois	D6c-16
76	Isaiah Wynn	OL	6-2	310	22	R	Georgia	D1a-18
77	Trent Brown	OL	6-8	380	25	4	Florida	TR (SF)-18
81	Eric Decker	WR	6-3	214	31	9	Minnesota	FA-18
82	Will Tye	TE	6-2	260	26	3	Stony Brook	FA-17
83	Dwayne Allen	TE	6-3	265	28	7	Clemson	TR (IND)-17
84	Cordarrelle Patterson	WR	6-2	228	27	6	Tennessee	TR (OAK)-18
85	Ryan Izzo	TE	6-5	255	22	R	Florida State	D7c-18
86	Paul Turner	WR	5-10	193	25	2	Louisiana Tech	FA-18
87	Rob Gronkowski	TE	6-6	268	29	9	Arizona	D2a-10
88	Kenny Britt	WR	6-3	230	29	10	Rutgers	FA-17
90	Malcom Brown	DL	6-2	320	24	4	Texas	D1-15
91	Deatrich Wise Jr.	DL	6-5	275	24	2	Arkansas	D4-17
92	Frank Herron	DL	6-4	305	24	R	Louisiana State	FA-18
93	Lawrence Guy	DL	6-4	315	28	8	Arizona State	UFA (BAL)-17
94	Adrian Clayborn	DE	6-3	280	30	8	Iowa	UFA (ATL)-18
95	Derek Rivers	DE	6-5	250	24	2	Youngstown State	D3a-17
96	Geneo Grissom	DL	6-4	265	26	4	Oklahoma	D3-15
97	John Atkins	DL	6-4	320	24	R	Georgia	FA-18
98	Trey Flowers	DL	6-2	265	25	4	Arkansas	D4a-15
99	Vincent Valentine	DT	6-3	315	24	3	Nebraska	D3c-16

### RESERVE/NON-FOOTBALL INJURY

#	NAME	POS	HT	WT	AGE	YR	COLLEGE	(DATE)
16	Darren Andrews	WR	5-10	200	23	R	UCLA	(5/15/2018)
81	Cody Hollister	WR	6-4	215	24	1	Arkansas	(7/26/2018)



# 2018 POSITIONAL ROSTER

August 20, 2018

## DEFENSE (42)

#	NAME	POS	HT	WT	BORN	YR	COLLEGE	H.S. HOMETOWN
<b>DEFENSIVE LINE (15)</b>								
97	Atkins, John	DL	6-4	320	12/21/1993	R	Georgia	Thomson, Ga.
90	Brown, Malcom	DL	6-2	320	2/2/1994	4	Texas	Brenham, Texas
70	Butler, Adam	DL	6-5	300	4/12/1994	2	Vanderbilt	Duncanville, Texas
94	Clayborn, Adrian	DE	6-3	280	7/6/1988	8	Iowa	St. Louis, Mo.
58	Davis, Keionta	DL	6-4	280	3/1/1994	2	Tennessee-Chattanooga	Chattanooga, Tenn.
98	Flowers, Trey	DL	6-2	265	8/16/1993	4	Arkansas	Huntsville, Ala.
96	Grissom, Geneo	DL	6-4	265	6/4/1992	4	Oklahoma	Hutchinson, Kan.
93	Guy, Lawrence	DL	6-4	315	3/17/1990	8	Arizona State	Las Vegas, Nev.
45	Harris, Trent	DL	6-2	255	9/17/1995	R	Miami (Fla.)	Winter Park, Fla.
92	Herron, Frank	DL	6-4	305	7/9/1994	R	Louisiana State	Memphis, Tenn.
55	Lee, Eric	LB	6-3	255	8/6/1994	2	South Florida	Daphne, Ala.
95	Rivers, Derek	DE	6-5	250	5/9/1994	2	Youngstown State	Kinston, N.C.
71	Shelton, Danny	DL	6-2	345	8/20/1993	4	Washington	Auburn, Wash.
99	Valentine, Vincent	DT	6-3	315	2/23/1994	3	Nebraska	Edwardsville, Ill.
91	Wise Jr., Deatrich	DL	6-5	275	7/26/1994	2	Arkansas	Carrollton, Texas
<b>LINEBACKER (9)</b>								
51	Bentley, Ja'Whaun	LB	6-2	255	8/24/1996	R	Purdue	Glenarden, Md.
59	Flowers, Marquis	LB	6-3	245	2/16/1992	5	Arizona	Phoenix, Ariz.
50	Grigsby, Nicholas	LB	6-2	230	7/2/1992	3	Pittsburgh	Trotwood, Ohio
54	Hightower, Dont'a	LB	6-3	260	3/12/1990	7	Alabama	Lewisburg, Tenn.
36	King, Brandon	LB	6-2	220	6/8/1993	4	Auburn	Alabaster, Ala.
48 d	Langi, Harvey	LB	6-2	250	9/24/1992	2	Brigham Young	South Jordan, Utah
52	Roberts, Elandon	LB	6-0	238	4/22/1994	3	Houston	Port Arthur, Texas
44	Sam, Christian	LB	6-2	240	6/7/1996	R	Arizona State	Allen, Texas
53	Van Noy, Kyle	LB	6-3	250	3/26/1991	5	Brigham Young	Reno, Nev.
<b>DEFENSIVE BACK (18)</b>								
23	Chung, Patrick	S	5-11	215	8/19/1987	10	Oregon	Rancho Cucamonga, Calif.
35 d	Crossen, Keion	DB	5-10	185	4/17/1996	R	Western Carolina	Garysburg, N.C.
42	Dawson, Duke	DB	5-10	198	10/13/1995	R	Florida	Cross City, Fla.
43	Ebner, Nate	DB	6-0	215	12/14/1988	7	Ohio State	Dublin, Ohio
24	Gilmore, Stephon	CB	6-1	202	9/19/1990	7	South Carolina	Rock Hill, S.C.
21	Harmon, Duron	DB	6-1	205	1/24/1991	6	Rutgers	Magnolia, Del.
34 d	Jackson, J.C.	DB	6-1	198	11/17/1995	R	Maryland	Immokalee, Fla.
41	Jones, Cyrus	CB	5-10	195	11/29/1993	3	Alabama	Baltimore, Md.
31	Jones, Jonathan	DB	5-10	190	9/20/1993	3	Auburn	Carrollton, Ga.
27	Lewis, Ryan	CB	6-0	195	4/15/1994	1	Pittsburgh	Seattle, Wash.
32	McCourty, Devin	DB	5-10	195	8/13/1987	9	Rutgers	Montvale, N.J.
30	McCourty, Jason	CB	5-11	195	8/13/1987	10	Rutgers	Montvale, N.J.
33 d	Moore, A.J.	DB	5-11	201	12/15/1995	R	Mississippi	Bassfield, Miss.
26	Pleasant, Eddie	DB	5-10	210	12/17/1988	6	Oregon	Compton, Calif.
37	Richards, Jordan	DB	5-11	210	1/21/1993	4	Stanford	Folsom, Calif.
25	Rowe, Eric	DB	6-1	205	10/3/1992	4	Utah	Klein, Texas
39	Travis, Damarius	DB	6-2	215	4/19/1994	1	Minnesota	Pensacola, Fla.
22 d	Wiltz, Jomal	CB	5-10	190	10/23/1994	1	Iowa State	Houston, Texas
<b>OFFENSE (43)</b>								
#	NAME	POS	HT	WT	BORN	YR	COLLEGE	H.S. HOMETOWN
<b>OFFENSIVE LINE (15)</b>								
60	Andrews, David	C	6-3	300	7/10/1992	4	Georgia	Johns Creek, Ga.
72	Bowanko, Luke	OL	6-6	305	6/13/1991	5	Virginia	Clifton, Va.
77	Brown, Trent	OL	6-8	380	4/13/1993	4	Florida	Albany, Ga.
61	Cannon, Marcus	OL	6-6	335	5/6/1988	8	Texas Christian	Odessa, Texas
74	Croston, Cole	OL	6-5	310	12/25/1993	2	Iowa	Sergeant Bluff, Iowa
66	Ferentz, James	OL	6-2	300	6/5/1989	3	Iowa	Iowa City, Iowa
67	John, Ulrick	OL	6-6	312	5/20/1992	5	Georgia State	Hinesville, Ga.
75	Karras, Ted	OL	6-4	305	3/15/1993	3	Illinois	Indianapolis, Ind.
65	King, Jason	OL	6-4	300	11/18/1993	1	Purdue	Little Rock, Ark.
69	Mason, Shaq	OL	6-1	310	8/28/1993	4	Georgia Tech	Columbia, Tenn.
63	Schwenke, Brain	OL	6-3	318	3/22/1991	6	California	Oceanside, Calif.
62	Thuney, Joe	OL	6-5	308	11/18/1992	3	North Carolina State	Centerville, Ohio
64	Tobin, Matt	OL	6-6	310	6/5/1990	6	Iowa	Dyersville, Iowa
68	Waddle, LaAdrian	OL	6-6	315	7/21/1991	6	Texas Tech	Columbus, Texas
76	Wynn, Isaiah	OL	6-2	310	12/9/1995	R	Georgia	St. Petersburg, Fla.
<b>QUARTERBACK (3)</b>								
12	Brady, Tom	QB	6-4	225	8/3/1977	19	Michigan	San Mateo, Calif.
5	Eting, Danny	QB	6-3	225	7/22/1994	R	Louisiana State	Terre Haute, Ind.
2	Hoyer, Brian	QB	6-2	216	10/13/1985	10	Michigan State	North Olmsted, Ohio
<b>WIDE RECEIVER (11)</b>								
14	Berrios, Braxton	WR	5-9	190	10/6/1995	R	Miami (Fla.)	Raleigh, N.C.
88	Britt, Kenny	WR	6-3	230	9/18/1988	10	Rutgers	Bayonne, N.J.
81	Decker, Eric	WR	6-3	214	3/15/1987	9	Minnesota	Cold Spring, Minn.
13	Dorsett, Phillip	WR	5-10	192	1/5/1993	4	Miami (Fla.)	Ft. Lauderdale, Fla.
11	Edelman, Julian	WR	5-10	198	5/22/1986	10	Kent State	Redwood City, Calif.
15	Hogan, Chris	WR	6-1	210	10/24/1987	6	Monmouth	Wykoff, N.J.
10	Lucien, Devin	WR	6-2	200	6/26/1993	1	Arizona State	Encino, Calif.
17	McCarron, Riley	WR	5-9	198	6/16/1993	1	Iowa	Dubuque, Iowa
84	Patterson, Cordarrelle	WR	6-2	228	3/17/1991	6	Tennessee	Rock Hill, S.C.
18	Slater, Matthew	WR	6-0	205	9/9/1985	11	UCLA	Anaheim, Calif.
86	Turner, Paul	WR	5-10	193	5/10/1993	2	Louisiana Tech	West Monroe, La.
<b>RUNNING BACK (9)</b>								
38	Bolden, Brandon	RB	5-11	220	1/26/1990	7	Mississippi	Baton Rouge, La.
34 o	Burkhead, Rex	RB	5-10	215	7/2/1990	6	Nebraska	Plano, Texas
46	Develin, James	FB	6-3	255	7/23/1988	6	Brown	Gilbertsville, Pa.
35 o	Gillslee, Mike	RB	5-11	210	1/1/1990	6	Florida	DeLand, Fla.
33 o	Hill, Jeremy	RB	6-1	230	10/20/1992	5	Louisiana State	Baton Rouge, La.
29	Michel, Sony	RB	5-11	215	2/17/1995	R	Georgia	Plantation, Ga.
48 o	Poggi, Henry	FB	6-4	260	8/9/1994	R	Michigan	Baltimore, Md.
22 o	Webb, Ralph	RB	5-10	200	11/21/1994	R	Vanderbilt	Gainsville, Fla.
28	White, James	RB	5-10	205	2/3/1992	5	Wisconsin	Ft. Lauderdale, Fla.
<b>TIGHT END (5)</b>								
83	Allen, Dwayne	TE	6-3	265	2/24/1990	7	Clemson	Fayetteville, N.C.
87	Gronkowski, Rob	TE	6-6	268	5/14/1989	9	Arizona	Pittsburgh, Pa.
47	Hollister, Jacob	TE	6-4	245	11/18/1993	2	Wyoming	Bend, Ore.
85	Izzo, Ryan	TE	6-5	255	12/21/1995	R	Florida State	Sparta, N.J.
82	Tye, Will	TE	6-2	260	11/4/1991	3	Stony Brook	Salisbury, Conn.
<b>SPECIALISTS (4)</b>								
#	NAME	POS	HT	WT	BORN	YR	COLLEGE	H.S. HOMETOWN
<b>SPECIALISTS (4)</b>								
6	Allen, Ryan	P	6-2	220	2/28/1990	6	Louisiana Tech	Salem, Ore.
7	Bojorquez, Corey	P	6-0	208	9/13/1996	R	New Mexico	Bellflower, Calif.
49	Cardona, Joe	LS	6-3	245	4/16/1992	4	Navy	El Cajon, Calif.
3	Gostkowski, Stephen	K	6-1	215	1/28/1984	13	Memphis	Madison, Miss.
<b>RESERVE/NON-FOOTBALL INJURY (2)</b>								
#	NAME	POS	HT	WT	BORN	YR	COLLEGE	H.S. HOMETOWN
<b>NON-FOOTBALL INJURY (2)</b>								
16	Andrews, Darren	WR	5-10	200	8/5/1995	R	UCLA	Phillips Ranch, Calif.
81	Hollister, Cody	WR	6-4	215	11/18/1993	1	Arkansas	Bend, Ore.



# HOW THE PATRIOTS WERE BUILT

UPDATED: August 20, 2018

<u>YEAR</u>	<u>DRAFTEES (33)</u>	<u>VETERAN FREE AGENTS (18)</u>	<u>WAIVERS (1) / TRADES (9)</u>	<u>ROOKIE AND FIRST-YEAR FREE AGENTS (28)</u>
2000	Tom Brady (6b)			
2006	Stephen Gostkowski (4b)			
2008	Matthew Slater (5)			
2009	Julian Edelman (7a)			
2010	Devin McCourty (1) Rob Gronkowski (2a)			
2011	Marcus Cannon (5a)			
2012	Dont'a Hightower (1b) Nate Ebner (6)			Brandon Bolden (fa) James Develin (fa) (CIN)
2013	Duron Harmon (3b)			Ryan Allen (fa)
2014	James White (4b)	Patrick Chung (2) (NE)		
2015	Malcom Brown (1) Jordan Richards (2) Geneo Grissom (3) Trey Flowers (4a) Shaq Mason (4c) Joe Cardona (5)		LaAdrian Waddle (fa) CW (DET)	David Andrews (fa) Brandon King (fa)
2016	Cyrus Jones (2) Joe Thuney (3a) Vincent Valentine (3c) Elandon Roberts (6b) Ted Karras (6c)	Chris Hogan (fa) (SF)	Eric Rowe (2) (tr-PHI) Kyle Van Noy (2) (tr-DET)	Jonathan Jones (fa)
2017	Derek Rivers (3a) Deatrich Wise Jr. (4)	Kenny Britt (1) (TEN) Rex Burkhead (6) (CIN) Mike Gillislee (5) (MIA) Stephon Gilmore (1) (BUF) Nicholas Grigsby (fa) (LAR) Lawrence Guy (7) (GB) Brian Hoyer (fa) (NE)	Dwayne Allen (3) (tr-IND) Phillip Dorsett (1) (tr-IND) Marquis Flowers (6) (tr-CIN)	Adam Butler (fa) Cole Croston (fa) Keionta Davis (fa) Jacob Hollister (fa) Harvey Langi (fa) Eric Lee (fa) (HOU)
2018	Isaiah Wynn (1a) Sony Michel (1b) Duke Dawson (2) Ja'Whaun Bentley (5) Christian Sam (6a) Braxton Berrios (6b) Danny Etling (7a) Keion Crossen (7b) Ryan Izzo (7c)	Luke Bowanko (6) (JAX) Adrian Clayborn (1) (TB) Eric Decker (3) (DEN) Jeremy Hill (2) (CIN) Ulrick John (7) (IND) Eddie Pleasant (fa) (HOU) Brian Schwenke (4) (TEN) Matt Tobin (fa) (PHI) Paul Turner (fa) (PHI)	Trent Brown (7) (tr-SF) Jason McCourty (6) (tr-CLE) Cordarrelle Patterson (1) (tr-OAK) Danny Shelton (1) (tr-CLE)	John Atkins (fa) Corey Bojorquez (fa) James Ferentz (fa) (HOU) Trent Harris (fa) Frank Herron (fa) J.C. Jackson (fa) Jason King (fa) Ryan Lewis (fa) (ARI) Devin Lucien (7) (NE) Riley McCarron (fa) (HOU) A.J. Moore (fa) Henry Poggi (fa) (OAK) Damarius Travis (fa) Will Tye (fa) (NYG) Ralph Webb (fa) Jomal Wiltz (FA) (PHI)

**NOTE:** Team in parenthesis is the player's original team  
 (#) – indicates round drafted  
 (fa) – indicates non-drafted free agents

**RESERVE/NON-FOOTBALL INJURY**  
 Darren Andrews (fa)  
 Cody Hollister (fa)



# UNOFFICIAL DEPTH CHART

Unofficial depth chart compiled by Patriots media relations

## OFFENSE

<b>WR:</b> 15 Chris Hogan	84 Cordarrelle Patterson	88 Kenny Britt	18 Matthew Slater
		81 Eric Decker	10 Devin Lucien
<b>LT:</b> 77 Trent Brown	68 LaAdrian Waddle	74 Cole Croston	<u>76 Isaiah Wynn</u>
<b>LG:</b> 62 Joe Thuney	75 Ted Karras	66 James Ferentz	63 Brian Schwenke
<b>C:</b> 60 David Andrews	75 Ted Karras	66 James Ferentz	72 Luke Bowanko
<b>RG:</b> 69 Shaq Mason	64 Matt Tobin	65 Jason King	
<b>RT:</b> 61 Marcus Cannon	77 Trent Brown	67 Ulrick John	
<b>TE:</b> 87 Rob Gronkowski	83 Dawyne Allen	47 Jacob Hollister	82 Will Tye <u>85 Ryan Izzo</u>
<b>WR:</b> 11 Julian Edelman	13 Phillip Dorsett	17 Riley McCarron	86 Paul Turner <u>14 Braxton Berrios</u>
<b>QB:</b> 12 Tom Brady	2 Brian Hoyer	<u>5 Danny Eting</u>	
<b>RB:</b> 34 Rex Burkhead	33 Jeremy Hill	46 James Develin (FB)	<u>29 Sony Michel</u> <u>48 Henry Poggi</u> (FB)
<b>RB:</b> 28 James White	38 Brandon Bolden	35 Mike Gillislee	<u>22 Ralph Webb</u>

## DEFENSE

<b>LE:</b> 98 Trey Flowers	91 Deatrich Wise Jr.	55 Eric Lee	96 Geneo Grissom 58 Keionta Davis
<b>DT:</b> 93 Lawrence Guy	71 Danny Shelton	<u>92 Frank Herron</u>	
<b>DT:</b> 90 Malcom Brown	99 Vincent Valentine	70 Adam Butler	<u>97 John Atkins</u>
<b>RE:</b> 94 Adrian Clayborn	95 Derek Rivers	<u>45 Trent Harris</u>	
<b>LB:</b> 54 Dont'a Hightower	50 Nicholas Grigsby	36 Brandon King	
<b>LB:</b> 52 Elandon Roberts	48 Harvey Langi	<u>44 Christian Sam</u>	
<b>LB:</b> 53 Kyle Van Noy	59 Marquis Flowers	<u>51 Ja'Whaun Bentley</u>	
<b>RCB:</b> 24 Stephon Gilmore	30 Jason McCourty	41 Cyrus Jones <u>34 J.C. Jackson</u>	<u>35 Keion Crossen</u> <u>33 A.J. Moore</u>
<b>LCB:</b> 25 Eric Rowe	31 Jonathan Jones	27 Ryan Lewis	22 Jomal Wiltz
<b>S:</b> 23 Patrick Chung	21 Duron Harmon	37 Jordan Richards	39 Damarius Travis
<b>S:</b> 32 Devin McCourty	43 Nate Ebner	26 Eddie Pleasant	<u>42 Duke Dawson</u>

## SPECIAL TEAMS

<b>K:</b> 3 Stephen Gostkowski			
<b>P:</b> 6 Ryan Allen	<u>7 Corey Bojorquez</u>		
<b>H:</b> 6 Ryan Allen	<u>7 Corey Bojorquez</u>		
<b>PR:</b> 23 Patrick Chung	17 Riley McCarron	<u>14 Braxton Berrios</u>	41 Cyrus Jones
<b>KR:</b> 84 Cordarrelle Patterson	18 Matthew Slater	41 Cyrus Jones	
<b>LS:</b> 49 Joe Cardona			

## PRONUNCIATION GUIDE

Ja'Whaun Bentley	ja-WAHN	Geneo Grissom	GEE-no
Braxton Berrios	BEH-ree-ohs	Dont'a Hightower	don-TAY
Luke Bowanko	boh-WAIN-koh	Ted Karras	CARE-us
Corey Bojorquez	bo-HOR-kez	Harvey Langi	LONG-ee
Joe Cardona	car-DOAN-a	Devin Lucien	LOU-see-en
Keionta Davis	KEY-on-tay	Sony Michel	SO-nee mih-SHELL
Phillip Dorsett	door-SET	Cordarrelle Patterson	cor-DARE-uhl
James Ferentz	FAIR-ins	Henry Poggi	POH-gee
Marquis Flowers	mar-KEESE	Elandon Roberts	EE-lan-don
Mike Gillislee	gil-is-LEE	Joe Thuney	TOO-nee
Stephon Gilmore	steph-AHN	Jomal Wiltz	ja-MOL
Stephen Gostkowski	gost-COW-ski	Deatrich Wise Jr.	DEE-tritch





# 2018 TRANSACTIONS

UPDATED: August 20, 2018

## FEBRUARY, 2018

2/6/2018	Ferentz, James	Signed to a future contract
2/6/2018	Hollister, Cody	Signed to a future contract
2/6/2018	Jones, David	Signed to a future contract
2/6/2018	King, Jason	Signed to a future contract
2/6/2018	Lewis, Ryan	Signed to a future contract
2/6/2018	McCarron, Riley	Signed to a future contract
2/6/2018	Travis, Demarius	Signed to a future contract
2/6/2018	Tye, Will	Signed to a future contract
2/6/2018	Wiltz, Jomal	Signed to a future contract

## MARCH, 2018

3/7/2018	Bennett, Martellus	Released
3/7/2018	Reedy, Bernard	Released
3/15/2018	Shelton, Danny	Acquired Via Trade (Cleveland)
3/15/2018	McCourty, Jason	Acquired Via Trade (Cleveland)
3/15/2018	Burkhead, Rex	Re-signed
3/17/2018	Clayborn, Adrian	Signed
3/17/2018	Hill, Jeremy	Signed
3/17/2018	Tobin, Matt	Signed
3/19/2018	McClellin Shea	Released
3/19/2018	Patterson, Cordarrelle	Acquired Via Trade (Oakland)
3/21/2018	Slater, Matthew	Re-signed
3/23/2018	Flowers, Marquis	Re-signed
3/26/2018	Waddle, LaAdrian	Re-signed

## APRIL, 2018

4/4/2018	Cooks, Brandin	Traded to Los Angeles Rams
4/4/2018	Bowanko, Luke	Signed
4/4/2018	Niklas, Troy	Signed
4/6/2018	Matthews, Jordan	Signed
4/24/2018	John, Ulrick	Signed
4/26/2018	Wynn, Isaiah	Drafted
4/26/2018	Michel, Sony	Drafted
4/27/2018	Brown, Trent	Acquired Via Trade (San Francisco)
4/27/2018	Dawson, Duke	Drafted
4/28/2018	Bentley, Ja'Whaun	Drafted
4/28/2018	Sam, Christian	Drafted
4/28/2018	Berrios, Braxton	Drafted
4/28/2018	Etling, Danny	Drafted
4/28/2018	Crossen, Keion	Drafted
4/28/2018	Izzo, Ryan	Drafted

## MAY, 2018

5/10/2018	King, Jason	Released
5/11/2018	Andrews, Darren	Signed
5/11/2018	Atkins, John	Signed
5/11/2018	Harris, Trent	Signed
5/11/2018	Herron, Frank	Signed
5/11/2018	Jackson, J.C.	Signed
5/11/2018	Lacy, Chris	Signed
5/11/2018	Moore, A.J.	Signed
5/11/2018	Webb, Ralph	Signed
5/11/2018	Wimann, Shane	Signed
5/11/2018	Bentley, Ja'Whaun	Signed/Draft Choice
5/11/2018	Berrios, Braxton	Signed/Draft Choice
5/11/2018	Crossen, Keion	Signed/Draft Choice
5/11/2018	Etling, Danny	Signed/Draft Choice
5/11/2018	Izzo, Ryan	Signed/Draft Choice
5/11/2018	Sam, Christian	Signed/Draft Choice
5/11/2018	Garcia, Tony	Released
5/14/2018	Bojorquez, Corey	Signed
5/14/2018	Andrews, Darren	Released
5/15/2018	Andrews, Darren	Placed on Reserve/Non-Football Injury
5/16/2018	Dawson, Duke	Signed/Draft Choice
5/18/2018	King, Jason	Signed
5/18/2018	Lacy, Chris	Released

## JUNE, 2018

6/22/2018	Wynn, Isaiah	Signed/Draft Choice
-----------	--------------	---------------------

## JULY, 2018

7/23/2018	Michel, Sony	Signed/Draft Choice
7/23/2018	Jelks, Andrew	Reserve/Retired
7/23/2018	Lucien, Devin	Signed
7/23/2018	Jones, David	Released
7/24/2018	Pleasant, Eddie	Signed
7/24/2018	Theaker, Nate	Signed
7/24/2018	Hollister, Cody	Released
7/26/2018	Hollister, Cody	Placed on Reserve/Non-Football Injury
7/27/2018	Turner, Paul	Signed
7/27/2018	Niklas, Troy	Released
7/31/2018	Schwenke, Brain	Signed
7/31/2018	Wimann, Shane	Released

## AUGUST, 2018

8/1/2018	Poggi, Henry	Signed
8/1/2018	Matthews, Jordan	Released
8/2/2018	Theaker, Nate	Released
8/3/2018	Decker, Eric	Signed
8/6/2018	Mitchell, Malcolm	Released



# PATRIOTS

at Panthers

## SERIES HISTORY



The New England Patriots and the Carolina Panthers will meet for the fourth time in the last five seasons in a preseason game when they travel to Charlotte. It will be the third time in the last four seasons that the Patriots will play at Carolina in the preseason. All of those games were played in the third week of the preseason.

In 2014, the Patriots hosted the Panthers at Gillette Stadium and pulled out a 30-7 victory. In 2015, the Patriots traveled to Carolina and eked out a 17-16 preseason win. Most recently in 2016, the Patriots beat the Panthers, 19-17, on the road.

The teams played in the regular season in 2017 at Gillette Stadium with Carolina leaving with a 33-30 victory.

New England leads the preseason matchup with a 7-2 advantage in the nine preseason games.

Carolina holds the edge in the regular season with a 4-2 margin.

The Patriots and Panthers met in Super Bowl XXXVIII on Feb. 2, 2004. The Patriots-Panthers Super Bowl is widely regarded among the most entertaining Super Bowls ever played, as the Panthers took a fourth-quarter lead only to see the Patriots came up with a game-winning field goal to clinch the see-saw battle in the waning moments.

### PRESEASON - NEW ENGLAND 7, CAROLINA 2

Date	Result	Score	H/A	Stadium
09/02/99	L	20-23	A	Ericsson Stadium
08/24/00	W	29-21	H	Foxboro Stadium
08/18/01	W	23-8	A	Ericsson Stadium
08/23/02	W	23-3	H	Gillette Stadium
08/28/04	L	17-20	A	Ericsson Stadium
08/24/07	W	24-7	A	Bank of America Stadium
08/22/14	W	30-7	H	Gillette Stadium
08/28/15	W	17-16	A	Bank of America Stadium
08/26/16	W	19-17	A	Bank of America

### REGULAR SEASON - CAROLINA 4, NEW ENGLAND 2

Date	Result	Score	H/A	Stadium
10/29/95	L	17-20	H	Foxboro Stadium
01/06/02	W	38-6	A	Ericsson Stadium
9/18/05	L	17-27	A	Bank of America Stadium
12/13/09	W	20-10	H	Gillette Stadium
11/18/13	L	20-24	A	Bank of America Stadium
10/01/17	L	30-33	H	Gillette Stadium

### PLAYOFFS - NEW ENGLAND 1, CAROLINA 0

Date	Result	Score	H/A	Stadium
02/01/04*	W	32-29	N	Reliant Stadium

Super Bowl XXXVIII in Houston, Texas

## MATCHUP NUMBERS

Overall Record (including playoffs)	3-4
Record in Foxborough	1-2
Record in Charlotte	1-2
Record in Houston	1-0
Total Points in the Series	Patriots 174, Panthers 149
Patriots' Largest Margin of Victory	32 points (01/06/02)
Patriots' Largest Margin of Defeat	10 points (09/18/05)
Highest Combined Point Total	63 points (10/01/17)
Lowest Combined Point Total	37 points (10/29/95)
Games Decided by Seven or Fewer Points	4
Games Decided by 21 or More Points	1
Current Win Streak	Panthers, two games

## TALE OF THE TAPE

2017 Regular Season	New England	Carolina
Record	13-3	11-5
Divisional Standings	1st	2nd
<b>Total Yards Gained</b>	<b>6,307</b>	<b>5,179</b>
Total Offense (Rank)	394.2 (1)	323.7 (19)
Rush Offense	118.1 (10)	131.4 (4)
Pass Offense	276.1 (2)	192.3 (28)
Points Per Game	28.6 (2)	22.7 (12)
Touchdowns Scored	49	40
Third Down Conversion Pct.	40.6	41.9
<b>Total Yards Allowed</b>	<b>5,856</b>	<b>5,074</b>
Total Defense (Rank)	366.0 (29)	317.1 (7)
Rush Defense	114.8 (20)	88.1 (3)
Pass Defense	251.3 (30)	229.1 (18)
Points Allowed/Game	18.5 (5)	20.4 (11)
Touchdowns Allowed	33	34
Third Down Defense (Pct.)	39.4	35.0
Field Goals Made/Attempted	37/40	29/30
Possession Avg.	30:37	32:17
Sacks Allowed/Yards Lost	35/201	35/242
Sacks Made/Yards	42/299	50/304
Passing TD/INT. (Off.)	32/8	22/16
Passing TD/INT. (DEF)	24/12	25/10
Penalties Against/Yards	95/835	83/682
Punts/Avg.	58/43.4	71/46.0
Turnover Differential	+6 (11)	-1 (16t)



# PATRIOTS

at Panthers

## LAST REGULAR-SEASON MEETING: CAROLINA 33, NEW ENGLAND 30

October 1, 2017 ★ Gillette Stadium

	1	2	3	4	Final
Carolina Panthers	3	14	6	10	— 33
New England Patriots	3	13	0	14	— 30

The New England Patriots suffered their second home loss of the 2017 season when Carolina K Graham Gano drilled a 48-yard field goal as time expired to lift the Panthers to a 33-30 victory.

The Patriots defense forced two turnovers but failed to hold Carolina QB Cam Newton and his targets in check. Newton completed 22-of-29 passes for 316 yards and three touchdowns and also ran for a score. Carolina scored on six of their nine offensive drives and punted just once.

Carolina took a 30-16 lead early in the fourth quarter. New England scored on its next two drives to tie the game at 30-30. But, Carolina got the ball back with 3:09 to play and converted two third down plays to get in position for the game winning field goal.

Faced with a third-and-7 from their own 27-yard line, the Patriots defense appeared to rise to the occasion with an 11-yard sack by rookie DL Deatrich Wise, Jr. However, CB Stephon Gilmore was called for illegal use of the hands for an automatic first down. Then on third-and-3 from the New England 6-yard line, Newton completed a short pass to WR Devin Funchess for a first down.

With New England in front, 13-10 late in the first half, Carolina engineered a nine-play, 84-yard drive that was highlighted by a 43-yard pass to WR Kelvin Benjamin. That helped get in position for Newton's 10-yard touchdown pass to Funchess for a 17-13 lead with 31 seconds to play. That left enough time for Brady, who completed a 26-yard pass to WR Chris Hogan on third-and-one to get the Patriots to the Carolina 40-yard line where K Stephen Gostkowski connected on a team-record 58-yard field goal to make it 17-16 at the break.

Carolina fumbled on their first drive and then extended their lead to 23-16 on their next drive. After adding on to their lead early in the fourth with another touchdown to make it 30-16.

Facing a fourth-and-3, Brady converted on a 13-yard pass to TE Rob Gronkowski to keep a drive that was capped by an 8-yard touchdown run by RB Dion Lewis to make it 30-23. LB Dont'a Hightower had a third-down sack on the ensuing drive, and Brady took over and drove the Patriots to the Carolina 1-yard line where on fourth-and-1, connected with WR Danny Amendola for a touchdown to tie the game.

Brady finished the game 32-of-45 for 307 yards and two touchdowns.

## LAST PRESEASON MEETING: NEW ENGLAND 19, CAROLINA 17

August 16, 2016 ★ Bank of America Stadium

	1	2	3	4	Final
New England Patriots	3	6	7	3	— 19
Carolina Panthers	0	0	3	14	— 17

The New England Patriots improved to a 3-0 start in the preseason following a 19-17 victory over the Carolina Panthers in Bank of America Stadium.

QB Jimmy Garoppolo started the game and played the first three series before QB Tom Brady entered the game for his 2016 preseason debut. Brady and Garoppolo both played in four series in the first half. Garoppolo played the first two series in the third quarter before rookie QB Jacoby Brissett finished the game.

Brady looked sharp in his return, leading the Patriots to nine points in his first two drives. On his first play from scrimmage, Brady completed a 37-yard pass to WR Aaron Dobson to help position the Patriots for a 33-yard field goal. The Patriots ensuing offensive drive began at the Carolina 48-yard line following an interception by S Devin McCourty. Three plays later, Brady fired a pass to WR Chris Hogan for a 15-yard touchdown pass for a 9-0 lead following a failed 2-point play.

It was a big first half for the Patriots three Rutgers players in the defensive backfield, with CB Logan Ryan, McCourty and S Duron Harmon all recording interceptions. Harmon picked off a Carolina pass at the New England 2-yard line to end a Panthers scoring threat.

A 60-yard punt return by rookie CB Cyrus Jones helped set up a 12-yard touchdown pass from Brissett to WR DeAndre Carter in the third quarter to give the Patriots a 16-3 lead. It was Brissett's first NFL touchdown. Brissett completed all of his pass attempts, finishing 9-of-9 for 85 yards.

Carolina scored 14 points in the fourth quarter, including a touchdown with 33 seconds to play, to make it a 19-17 final.



# PATRIOTS

at Panthers

## CONNECTIONS

### NEW ENGLAND TIES

- ★ Panthers **LB Luke Kuechly** attended Boston College and played in 38 games with 37 starts. He finished his career with an Atlantic Coast Conference (ACC) and school-record 532 tackles, 35.5 tackles for loss, 2.5 sacks, two forced fumbles, four fumble recoveries, seven interceptions and 10 passes defended.
- ★ Panthers **LB Shaq Thompson** was drafted by the Boston Red Sox in the 18th round of the 2012 MLB Draft and played one season of rookie ball in the Gulf Coast League.
- ★ Panthers **defensive coordinator Eric Washington** was commissioned as a Naval Reserve Officer in 1998 and assigned to the Naval Academy Preparatory School in Newport, R.I., where he served as the defensive coordinator of the football team for three years.
- ★ Panthers **secondary coach Richard Rodgers** worked at Holy Cross, first as the secondary coach in 2005 and later as the defensive coordinator from 2006-11.

### CAROLINA-AREA TIES

- ★ Patriots **TE Dwayne Allen** hails from Fayetteville N.C., where he attended Terry Sanford High School. He went on to play at Clemson University in Clemson, S.C., from 2008-11.
- ★ Patriots **CB Stephon Gilmore** grew up in Rock Hill, S.C., and was named "Mr. Football" for the state of South Carolina for helping South Point High School to a perfect 15-0 record and a state title as a senior in 2008. Gilmore continued his education at the University of South Carolina.
- ★ Patriots **WR Cordarrelle Patterson** is also a native of Rock Hill and led his Northwestern High School to the Class 4A Division II state title game.
- ★ Patriots **WR Braxton Berrios** grew up in Raleigh, N.C.
- ★ New England **DB Keion Crossen** is from Garysburg, N.C. and played at Western Carolina from 2014-17.
- ★ Patriots **DE Derek Rivers** grew up in Kinston, N.C.
- ★ Patriots **OL Joe Thuney** went to N.C. State from 2012-15 and was named a first team All-American.

### FORMER PATRIOTS

- ★ Panthers **DT Kyle Love** was signed by the Patriots as an undrafted rookie free agent and played for the team from 2010-12. In his three years in New England, Love played in 41 regular-season games, notching 5½ sacks and 65 total tackles.
- ★ Panthers **OL Blaine Clausell** spent Weeks 1-10 of the 2015 season on the Patriots practice squad.
- ★ Panthers **DE Bryan Cox Jr.**'s father, Bryan Cox, played for the Patriots in 2001 as part of his 12-year NFL career.
- ★ Panthers **QB Garrett Gilbert** spent time on the Patriots 2014 practice squad, earning a Super Bowl ring and was with the team until June 2015 when he was waived.
- ★ Panthers **QB Taylor Heinicke** played on the Patriots' practice squad in the beginning of 2017.
- ★ The Patriots drafted Carolina **DE Zach Moore** in the sixth round (198th overall) of the 2014 NFL Draft and he went through the preseason with the

## CONNECTIONS

team before being cut.

- ★ Panthers **DB Alex Carter** spent time on the Patriots practice squad in 2017.

### FORMER PANTHERS

- ★ None

### FORMER NFL TEAMMATES

- ★ Panthers **S Mike Adams** was in Denver with Patriots **director of pro personnel Dave Ziegler** in 2012 while Ziegler was a scout for the Broncos. Patriots **WR Eric Decker** also played with Adams on Denver from 2012-13.
- ★ Panthers **head coach Ron Rivera** was the defensive quality control coach for the Chicago Bears while Patriots **running backs coach Ivan Fears** was the receivers coach from 1997-98.
- ★ Panthers **offensive coordinator Norv Turner** served in that same capacity and coached Patriots **QB Brian Hoyer** on Cleveland in 2013 and **WR Cordarrelle Patterson** on Minnesota from 2014-16.
- ★ Panthers **RB C.J. Anderson** played with Patriots **WR Eric Decker** (2013) and **OL James Ferentz** (2015-16) for Denver. Ferentz also played with Carolina **CB Lorenzo Doss** from 2015-16.
- ★ Patriots **DE Adrian Clayborn** anchored the Atlanta defense with Panthers **DT Dontari Poe** in 2017.
- ★ Panthers **CB Ross Cockrell** played with Patriots **WR Chris Hogan** and **CB Stephon Gilmore** for Buffalo in 2014. Panthers **TE Chris Manhertz** also went through 2015 training camp in Buffalo with Hogan, Gilmore and **RB Mike Gillislee**. Additionally, Carolina **CB Kevon Seymour** played with Gillislee and Gilmore in 2016.
- ★ Panthers **DB Da'Norris Searcy** played with Patriots **CB Stephon Gilmore** and **WR Chris Hogan** for Buffalo from 2012-14.
- ★ Panthers **WR Bug Howard** played with Patriots **DB Jason McCourty** and **DL Danny Shelton** for Cleveland in 2017. McCourty and Shelton were also on Cleveland while Panthers **P Michael Palardy** was on the practice squad in 2016.
- ★ Patriots **WR Cordarrelle Patterson** played with several Panthers during his time on Minnesota, teaming up with **OL Matt Kalil** (2013-16), **WR Jarius Wright** (2013-16), **OL Jeremiah Sirles** (2015-16), **DE Zach Moore** (2015) and **CB Captain Munnerlyn** (2014-16). He also played with Panthers **QB Taylor Heinicke** during the 2016 preseason.
- ★ Patriots **DL Lawrence Guy** played with Panthers **OL Jeremiah Sirles** for San Diego in 2014.
- ★ Patriots **QB Brian Hoyer** was a part of the Cleveland offense with Panthers **RB Fozzy Whittaker** in 2013.
- ★ Panthers **WR Torrey Smith** played with Patriots **DL Lawrence Guy** for Baltimore in 2014 and with **OL Trent Brown** on San Francisco from 2015-16.
- ★ Panthers **S Mike Adams** played with Patriots **TE Dwayne Allen** and **WR Phillip Dorsett** for Indianapolis from 2014-16.
- ★ Carolina **RB Kenjon Barner** played with New England **DB Eric Rowe** (2015), **OL Matt Tobin** (2015-16) and **WR Paul Turner** (2016) for Philadelphia.
- ★ Patriots **WR Kenny Britt** was on the St. Louis Rams with Panthers **QB Garrett Gilbert** in 2014. Gilbert spent his time with the Rams on the practice squad.





# PATRIOTS

at Panthers

## CONNECTIONS

- ★ Panthers **DB Dezmen Southward** played for Indianapolis with Patriots **TE Dwayne Allen** and **WR Phillip Dorsett** in 2015.
- ★ Panthers **DB Da'Norris Searcy** spent time on Tennessee with Patriots **DB Jason McCourty** (2015-16), **OL Brian Schwenke** (2015-16) and **WR Eric Decker** (2017).
- ★ Panthers **QB Taylor Heinicke** played for Houston with Patriots **DB Eddie Pleasant** from 2017-18. The two never took the field together as Heinicke spent his time on the practice squad.
- ★ Panthers **RB Elijah Hood** was on Oakland's practice squad while Patriots **WR Cordarrelle Patterson** played for the team in 2017.
- ★ Panthers **P Michael Palardy** went through the 2015 preseason with Patriots **WR Kenny Britt** for St. Louis.
- ★ Patriots **OL Matt Tobin** played with Panthers **DB Alex Carter** for Seattle in 2017.
- ★ Patriots **OL Trent Brown** played with Panthers **DE Zach Moore** on San Francisco in 2016.
- ★ Patriots **OL Trent Brown** played with Panthers **OL Norman Price** for San Francisco from 2016 through the 2017 preseason. Brown and Price blocked for Patriots **QB Brian Hoyer** in 2017.
- ★ Panthers **TE Jason Vander Laan** played on the New York Jets with Patriots **WR Eric Decker** (2016) and **TE Will Tye** for the 2017 preseason.

## FORMER COLLEGE TEAMMATES

- ★ Panthers **defensive line coach Brady Hoke** was a defensive line coach at Michigan when Patriots **QB Tom Brady** played there from 1997-99 and played a major role in recruiting him. Hoke was also head coach at Michigan from 2013-14 while Patriots **FB Henry Poggi** played there.
- ★ Panthers **RB Cameron Artis-Payne** played for Auburn with Patriots **DB Jonathan Jones** and **LB Brandon King** from 2013-14.
- ★ Patriots **DB Jordan Richards** played with Panthers **RB Christian McCaffrey** (2014) and **DB Alex Carter** (2012-14) for Stanford.
- ★ Panthers **LB Ben Jacobs** played with Patriots **coaching assistant Cole Popovich** from 2006-08 at Fresno State while Popovich played offensive line. The duo played under Patriots **head strength and conditioning coach Moses Cabrera** from 2004-09 while Cabrera was an assistant strength and conditioning coach.
- ★ Panthers **DB Dezmen Southward** played with Patriots **RB James White** for Wisconsin from 2010-13. The pair played under Patriots **consultant to the head coach Bret Bielema** from 2009-12 when he was head coach of the Badgers.
- ★ Carolina **DT Vernon Butler** played with Patriots **P Ryan Allen** (2012) and **WR Paul Turner** (2013-15) at Louisiana Tech.
- ★ Patriots **DB Eddie Pleasant** teamed up with Panthers **RB Kenjon Barner** for Oregon in 2011.
- ★ Panthers **OL Adam Bisnowaty** played with Patriots **LB Nicholas Grigsby** (2012-15) and **CB Ryan Lewis** (2012-16) for Pittsburgh.
- ★ Patriots **CB Stephon Gilmore** spent the 2011 season with Panthers **WR Damiere Byrd** on South Carolina.
- ★ Patriots **DL Danny Shelton** and Panthers **LB Shaq Thompson** were a part of the Washington defense from 2012-14.

## CONNECTIONS

- ★ Patriots **OL Marcus Cannon** played with Panthers **DB Colin Jones** for TCU in 2008-10.
- ★ Panthers **CB Corn Elder** played with Patriots **WR Braxton Berrios** (2014-16), **WR Phillip Dorsett** (2013-14) and **DL Trent Harris** (2014-16) at Miami (Fla.). Panthers **CB LaDarius Gunter** also played with Dorsett (2012-14), Berrios (2014) and Harris (2014). Additionally, Panthers **DT Kendrick Norton** played with Berrios (2015-17) and Harris (2015-17).
- ★ Panthers **OL Jeremiah Sirles** played with Patriots **RB Rex Burkhead** (2009-12) and DT Vincent Valentine (2013) for Nebraska.
- ★ Panthers **OL Trai Turner** played with Patriots **RB Jeremy Hill** (2012-13) and **WR Paul Turner** (2011-12) for LSU.
- ★ Patriots **OL Brian Schwenke** blocked for Panthers **RB C.J. Anderson** at California from 2011-12.
- ★ Carolina **LB Jermaine Carter** played with New England **DB J.C. Jackson** on Maryland from 2016-17.
- ★ Panthers **DL Bryan Cox Jr.** teamed up with Patriots **RB Mike Gillislee** (2012), **OL Trent Brown** (2013-14), **DB Duke Dawson** (2014-16) and **DB J.C. Jackson** (2014) for Florida.
- ★ New England **DL Eric Lee** played with Carolina **OL Quinterrius Eatmon** from 2012-14 at South Florida.
- ★ Patriots **DL Trey Flowers** played with Panthers **WR Jarius Wright** on Arkansas in 2011.
- ★ Patriots **WR Cordarrelle Patterson** played with Panthers **P Michael Palardy** for Tennessee in 2012.
- ★ Panthers **DE Marquis Haynes** played at Mississippi with Patriots **DB A.J. Moore** (2014-17) and under Patriots **coaching assistant DeMarcus Covington** when Covington was a defensive graduate assistant.
- ★ Patriots **DL Geneo Grissom** played for Oklahoma with Panthers **OL Daryl Williams** from 2011-14.
- ★ Patriots **FB Henry Poggi** played for Michigan with Panthers **WR Devin Funchess** from 2013-14.
- ★ Carolina **CB Donte Jackson** was teammates with Patriots **QB Danny Eting** and **DL Frank Herron** at LSU from 2015-17.
- ★ Panthers **OL Dorian Johnson** played for Pittsburgh with Patriots **LB Nicholas Grigsby** (2013-15) and **CB Ryan Lewis** (2013-16).
- ★ Patriots **special teams coach Joe Judge** was a graduate assistant at Mississippi State while Panthers **DT Kyle Love** played there from 2006-07.
- ★ Patriots **DB J.C. Jackson** was at Maryland with Panthers **WR DJ Moore** from 2016-17.
- ★ Panthers **LB Jared Norris** played at Utah with Patriots **LB Harvey Langi** (2011) and **DB Eric Rowe** (2011-14).
- ★ Carolina **DE Sterling Bailey** played for Georgia with New England **C David Andrews** (2012-14), **DL John Atkins** (2013-15), **RB Sony Michel** (2014-15) and **OL Isaiah Wynn** (2014-15).

## ADDITIONAL CONNECTION

- ★ Patriots head coach Bill Belichick's father, Steve Belichick, was an assistant coach at the United States Naval Academy for 34 years from 1956-89. Panthers **running game coordinator John Matsko** was also an assistant coach at Navy and worked alongside the elder Belichick in 1985.



# LAST GAME

## Patriots vs. Eagles

### NEW ENGLAND 37, PHILADELPHIA 20

August 16, 2018 ★ Gillette Stadium

	1	2	3	4	Final
Philadelphia Eagles	0	7	13	0	— 20
New England Patriots	10	17	7	3	— 37

The New England Patriots improved to a 2-0 preseason record following a 37-20 victory over the Philadelphia Eagles at Gillette Stadium.

QB Tom Brady made his preseason debut and moved the ball with ease against the Eagles. Brady led the Patriots on four scoring drives during his six series in the first half for a 27-7 halftime lead. During his first offensive series, Brady was 5-for-5 for 27 yards before culminating a seven-play, 62-yard drive with a 4-yard touchdown pass to WR Chris Hogan. Brady had a 20-yard touchdown pass to RB James White in the second quarter. He finished the game 19-of-26 for 172 yards with two touchdowns.

The Patriots defense registered eight sacks against the Eagles. After taking a 10-0 first quarter lead, DL Adrian Clayborn forced a fumble on an 8-yard sack of Philadelphia QB Nick Foles. 2018 fifth-round draft pick LB Ja'Whaun Bentley picked up the loose ball and returned it 54 yards for a touchdown to give the Patriots a 17-0 lead.

After the Eagles got on the board with a touchdown, the Patriots responded with two straight scoring drives with a 49-yard field goal by K Stephen Gostkowski and then a drive that ended with the Brady to White touchdown connection.

Backup QB Brian Hoyer entered the game for the final play of the first half and then played into the fourth quarter. Following an interception by rookie LB Christian Sam, Hoyer was able to convert the turnover into an 11-yard touchdown pass to WR Cordarrelle Patterson to give the Patriots a 34-7 lead.

White led the team with 6 receptions for 61 yards, while rookie DB Keion Crossen led the team on defense with eight total tackles.

### FAST START IN PRESEASON

The Patriots improved to 2-0 preseason record for the eighth time under Bill Belichick (2000, 2001, 2003, 2010, 2011, 2013, 2016 and 2018).

### FREQUENT OPPONENT

The Patriots and the Eagles met for the 23rd time in the preseason, the second most frequent preseason contests, behind the 27 meetings between the Patriots and the New York Giants. The Patriots will play the New York Giants in the 2018 preseason finale.

#### PATRIOTS MOST FREQUENT PRESEASON OPPONENTS

Team	Games	W	L	Last
New York Giants	27	9	18	2017
Philadelphia Eagles	23	13	10	2018
Washington Redskins	22	14	8	2018

### DEFENSE NETS EIGHT SACKS

The Patriots defense registered eight sacks against the Eagles. The last time the Patriots had eight sacks in a regular-season game was at Buffalo on Sept. 20, 2015. DL Keionta Davis led the defense with 1½ sacks. Also adding sacks were: S Patrick Chung, DL Vincent Valentine, LB Kyle Van Noy, DL Adam Butler, DL Derek Rivers and DL Adrian Clayborn. DL Trent Harris also chipped in with a half-sack.

### BRADY MAKES 2018 DEBUT

QB Tom Brady made his 2018 preseason debut and finished 19-of-26 for 172 yards with two touchdown passes. He played until the last series of the second quarter. Brady opened the game by going 5-of-5 for 27 yards before culminating a seven-play, 62-yard drive with a 4-yard touchdown pass to WR Chris Hogan. He added a second touchdown pass on a 20-yard pass to RB James White in the second quarter.

### TWO DRAFT PICKS START ON D

2018 fifth-round draft pick LB Ja'Whaun Bentley and 2018 seventh-round draft pick DB Keion Crossen were in the starting lineup when the Patriots opened in a nickel defense against Philadelphia. Bentley finished with five tackles, one pass defended and a fumble recovery that he returned 54 yards for a touchdown in the second quarter. Crossen led the team with eight tackles.

### CHUNG SACKS FOLES

S Patrick Chung was credited with an 8-yard sack of Eagles QB Nick Foles in the first quarter. He has four career sacks in the regular season with his last sack coming on Colin Kaepernick at San Francisco on Nov. 20, 2016.

### WYNN CHECKS IN

2018 first-round draft pick OL Isaiah Wynn made his NFL debut when he entered the game at right tackle in the second offensive series of the game. Wynn did not play in the preseason opener vs. Washington.

### J-MAC SEES ACTION

CB Jason McCourty made his Patriots debut after he did not play in the preseason opener vs. Washington.

### HOLLISTER MAKES THE START

TE Jacob Hollister was in the starting lineup at tight end. As a rookie in 2017, he had one start at New Orleans on Sept. 17 when the Patriots opened in a multiple tight end formation.

### CLAYBORN MAKES PRESENCE FELT

DL Adrian Clayborn forced a fumble on an 8-yard sack in the second quarter that was returned 54 yards for a touchdown by rookie LB Ja'Whaun Bentley. The last time the Patriots returned a fumble for a touchdown in the regular season was when LB Jamie Collins returned a fumble 14 yards for a touchdown at the New York Jets on Dec. 27, 2015.

### GOSTKOWSKI GOES LONG

K Stephen Gostkowski drilled a 49-yard field goal late in the second quarter. He connected on a 52-yard field goal in the preseason opener vs. Washington. He finished 3-for-3 after adding field goals of 37 and 29 yards.

### SAM WITH THE PICK

Sixth-round draft pick LB Christian Sam picked off a third-quarter pass that deflected off Eagles RB Matt Jones and returned the ball 11 yards. The Patriots converted the turnover into a touchdown when QB Brian Hoyer connected with WR Cordarrelle Patterson on an 11-yard touchdown pass.

### PATTERSON MAKES IMPACT

Newly acquired WR Cordarrelle Patterson scored on an 11-yard touchdown pass from QB Brian Hoyer in the third quarter for his first touchdown as a member of the Patriots.

### CLOSING STRONG

The Patriots have not allowed a fourth-quarter point in both preseason games so far in 2018. In 2017, the Patriots defense finished the year by not allowing a fourth quarter point in the final five games. The Patriots allowed eight points or fewer in 14-of-16 games in the fourth quarter last year.

# INDIVIDUAL & TEAM NOTES





# ROBERT KRAFT

Chairman & CEO



Since Robert Kraft purchased the team in 1994, the Patriots have experienced one of the most dramatic turnarounds in the history of sports. Now in his 25th season of ownership, Kraft has transformed one of the league's least successful clubs into what observers view as a model NFL franchise. In the five seasons immediately preceding his purchase (1989-93), the Patriots were a moribund team, winning just 19 of 80 games (.238 pct.) and logging the worst record in the NFL over that span. When he bought the franchise on Jan. 21, 1994, Kraft announced his intention to bring a championship to New England, a tall order considering the team's previous success rate. But under Kraft's leadership, the Patriots have won more division titles (17), conference crowns (9) and Super Bowl championships (5) than any other NFL team. Additionally, the Patriots have achieved the most winning seasons (21) and have the fewest losing seasons (2) since Kraft assumed ownership beginning in 1994. Super Bowl LII was the ninth Super Bowl appearance since Kraft purchased the team, a period during which no other team has appeared in more than four Super Bowls. In Kraft's 24 seasons, the Patriots have qualified for the playoffs 19 times, more than doubling the franchise's accomplishments during its first 34 seasons. In 2017, Kraft earned his 21st winning season in 24 years of owning the franchise.

	Pre-Kraft 1960-93	Pre-Kraft 1989-93	Kraft Era 1994-17
Overall Record	225-276-9	19-61	298-130
Winning Pct.	.450	.238	.696
Super Bowl Titles	0	0	5
Conference Titles	1	0	9
Division Titles	3	0	17
Playoff Seasons	6	0	19
Playoff Record	4-6	-	30-14
Home Playoff Games	1	0	25
Home Playoff Record	0-1	-	22-3

## WHAT TO LOOK FOR IN 2018

- ★ Since purchasing the team in 1994, Robert Kraft has 30 career postseason wins as an owner, third-most in NFL history behind the Rooney Family in Pittsburgh (36) and the Green Bay Packers (34). The Rooney Family founded the Steelers in 1933 while the Green Bay Packers were founded in 1919.
- ★ Under Robert Kraft's guidance, the 2000-09 Patriots set the NFL record for most wins in a decade in NFL history with 126 overall wins overall. With 11 wins overall in 2018, the Patriots will tie that record for the current decade.

## SINCE ROBERT KRAFT PURCHASED THE TEAM IN 1994

**TOTAL VICTORIES SINCE 1994 (Regular Season)**

New England Patriots	268
Pittsburgh Steelers	245
Green Bay Packers	243
Denver Broncos	229
Indianapolis Colts	225

**TOTAL VICTORIES SINCE 1994 (Incl. Postseason)**

New England Patriots	298
Pittsburgh Steelers	265
Green Bay Packers	263
Denver Broncos	243
Indianapolis Colts	239

**MOST HOME VICTORIES SINCE 1994 (Incl. Postseason)**

New England Patriots	169
Green Bay Packers	155
Pittsburgh Steelers	150
Denver Broncos	143

**WINNING PERCENTAGE SINCE 1994 (Incl. Postseason)**

TEAM	W	L	T	PCT.
New England Patriots	298	130	0	.696
Pittsburgh Steelers	265	152	1	.635
Green Bay Packers	263	156	1	.627
Denver Broncos	243	164	0	.597
Indianapolis Colts	239	174	0	.579
Philadelphia Eagles	227	181	2	.556
Baltimore Ravens	205	169	1	.548

### SUPER BOWL CHAMPIONSHIPS SINCE 1994

New England Patriots	5
Denver Broncos	3
Baltimore Ravens	2
Green Bay Packers	2
Pittsburgh Steelers	2
N.Y. Giants	2

### CONFERENCE CHAMPIONSHIPS SINCE 1994

New England Patriots	9
Pittsburgh Steelers	4
Denver Broncos	4
Green Bay Packers	3
N.Y. Giants	3
Seattle Seahawks	3

### DIVISION CHAMPIONSHIPS SINCE 1994

New England Patriots	17
Pittsburgh Steelers	13
Green Bay Packers	12
Indianapolis Colts	10

### PLAYOFF VICTORIES SINCE 1994

New England Patriots	30
Pittsburgh Steelers	20
Green Bay Packers	20
Baltimore Ravens	15
Denver Broncos	14
Indianapolis Colts	14
Philadelphia Eagles	14

### PLAYOFF GAMES PLAYED SINCE 1994

New England Patriots	44
Green Bay Packers	36
Pittsburgh Steelers	34
Indianapolis Colts	29
Philadelphia Eagles	26

### PLAYOFF SEASONS SINCE 1994

New England Patriots	19
Green Bay Packers	18
Indianapolis Colts	16
Pittsburgh Steelers	16
Philadelphia Eagles	13
Denver, Minnesota and Seattle	12

### PLAYOFF WINNING PERCENTAGE SINCE 1994

TEAM	W	L	PCT.
New England Patriots	30	14	.682
Baltimore Ravens	15	8	.652
Denver Broncos	14	9	.609
Pittsburgh Steelers	20	14	.588
N.Y. Giants	10	7	.588

## DYNASTY VS. DYNASTY

Of all of the great teams throughout the Super Bowl era, the New England Patriots and the San Francisco 49ers have set a standard of extended excellence above all of the others. The 49ers run of success spanned two decades, while New England's streak is still in progress.

### 49ERS

(1981-98)	Super Bowl Appearances	8
5	Super Bowl Titles	5
10 in 18 years	Conference Title Games	12 in 17 years
22-11 (.667)	Playoff Record	27-10 (.730)
13	Division Titles	15
16	Playoff Seasons	15
207-72-1 (.741)	Regular Season Record	209-63 (.768)
108	Pro Bowl Selections	89
21 in 18 years	Home Playoff Games	22 in 17 years
13 in 18 years	First-Round Byes	12 in 17 years
4 in 18 years	Playoff One-and-Dones	2 in 17 years
122 (1990-99)	Most Wins in a Decade	126 (2000-09)

### PATRIOTS

(2001-PRESENT)





# ROBERT KRAFT

Chairman & CEO

## NINE CONFERENCE TITLES

The 2017 AFC Championship is the ninth conference championship for Robert Kraft as Patriots owner. His nine crowns are more than any other owner in NFL history in the Super Bowl Era (since 1966).

### MOST CONFERENCE CHAMPIONSHIPS BY AN OWNER IN SUPER BOWL ERA

OWNER	TEAM	#	SEASONS	SUPER BOWL APPEARANCES
Robert Kraft	New England	9	1996, 2001, 2003, 2004, 2007, 2011, 2014, 2016, 2017	XXXI, XXXVI, XXXVIII, XXXIX, XLII, XLVI, XLIX, LI, LII
Pat Bowlen	Denver	7	1986, 1987, 1989, 1997, 1998, 2013, 2015	XXI, XXII, XXIV, XXXII, XXXIII, XLVIII, 50
Jack Kent Cooke	Washington	5	1972, 1982, 1983, 1987, 1991	VII, XVII, XVIII, XXII, XXVI
Al Davis	Oakland/L.A. Raiders	5	1967, 1976, 1980, 1983, 2002	II, XI, XV, XVIII, XXXVII
Eddie DeBartolo	San Francisco	5	1981, 1984, 1988, 1989, 1994	XVI, XIX, XXIII, XXIV, XXIX
Clint Murchison	Dallas	5	1970, 1971, 1975, 1977, 1978	V, VI, X, XII, XIII
Packers Stockholders	Green Bay	5	1966, 1967, 1996, 1997, 2010	I, II, XXXI, XXXII, XLV
Joe Robbie	Miami	5	1971, 1972, 1973, 1982, 1984	VI, VII, VIII, XVII, XIX
Art Rooney	Pittsburgh	4	1974, 1975, 1978, 1979	IX, X, XII, XIV
Dan Rooney	Pittsburgh	4	1995, 2005, 2008, 2010	XXX, XL, XLIII, XLV
Ralph Wilson	Buffalo	4	1990, 1991, 1992, 1993	XXV, XXVI, XXVII, XXVIII
Max Winter	Minnesota	4	1969, 1973, 1974, 1976	IV, VII, IX, XI

## A WINNING TRADITION

Kraft's winning percentage with the Patriots (.696) since taking over the team in 1994 is the highest among all owners/ownership groups with at least 200 wins (regular and postseason) with one team. He is just one of five owners with at least 200 wins and a winning percentage over .600.

OWNER	TEAM	YEARS	WINNING PCT.
Robert Kraft	Patriots	1994-present	.696
Eddie DeBartolo, Jr.	49ers	1977-1999	.636
Clint Murchison, Jr.	Cowboys	1960-1983	.634
Joe Robbie	Dolphins	1966-1989	.609
Pat Bowlen	Denver	1984-present	.602

## ALL-TIME POSTSEASON WINS

Robert Kraft has 30 career postseason wins, which are the third-most in NFL history.

WINS	OWNERSHIP	YEARS
36	The Rooney Family, Pittsburgh (1933-present)	86
34	Green Bay Packers (1919-present)	100
30	Robert Kraft, New England (1994-present)	25
24	The Mara Family, N.Y. Giants (1925-present)	94
22	Eddie DeBartolo, Jr., San Francisco (1977-1999)	23
21	Al Davis, Oakland/Los Angeles (1972-2011)	40
21	Pat Bowlen, Denver (1984-present)	35

## CONTINUITY BREEDS SUCCESS

New England is the first team in NFL history to win five Super Bowls with the same owner (Robert Kraft), head coach (Bill Belichick) and quarterback (Tom Brady).

## A MODEL OF CONSISTENCY

Since Kraft took ownership of the team in 1994, the Patriots have had just three head coaches - Bill Parcells (1994-1996), Pete Carroll (1997-1999) and current head coach Bill Belichick (2000-present). The only team with fewer head coaches since 1994 is the Pittsburgh Steelers, who have had two: Bill Cowher (1992-2006) and Mike Tomlin (2007-present).

### FEWEST HEAD COACHES SINCE 1994

TEAM	HEAD COACHES SINCE 1994
Pittsburgh	2
New England	3
Baltimore Ravens*	3
NFL average	6.7

\* Since 1996

AFC EAST TEAM	HEAD COACHES SINCE 1994
New England	3
N.Y. Jets	8
Buffalo	10
Miami	11

WWW.PATRIOTS.COM

## MILESTONE WIN FOR KRAFT

The Patriots victory over the New York Jets on Dec. 21, 2014 was the 250th win under Robert Kraft's tenure. His 250 wins in his first 368 total games tied Chicago's George Halas for the fastest an owner has reached 250 victories.

## PATRIOTS IN THE PLAYOFFS

The Patriots have qualified for the playoffs 25 times in their 58-year history. Nineteen of those playoff berths have come in the 24 seasons since Robert Kraft purchased the team in 1994, a dramatic contrast to the six total playoff berths the team earned in its first 34 years of existence. The Patriots have won 20 division crowns, including 15 in the last 17 seasons and 17 of which have come since Robert Kraft's purchase in 1994.

### PATRIOTS PLAYOFF SEASONS (25)

Year	How Qualified	Seed	Record	Result
2017	Division Champions	1	2-1	AFC Champions
2016	Division Champions	1	3-0	Super Bowl Champions
2015	Division Champions	2	1-1	AFC Championship Game
2014	Division Champions	1	3-0	Super Bowl Champions
2013	Division Champions	2	1-1	AFC Championship Game
2012	Division Champions	2	1-1	AFC Championship Game
2011	Division Champions	1	2-1	AFC Champions
2010	Division Champions	1	0-1	AFC Divisional Round
2009	Division Champions	3	0-1	Wild Card Round
2007	Division Champions	1	2-1	AFC Champions
2006	Division Champions	4	2-1	AFC Championship Game
2005	Division Champions	4	1-1	AFC Divisional Round
2004	Division Champions	2	3-0	Super Bowl Champions
2003	Division Champions	1	3-0	Super Bowl Champions
2001	Division Champions	2	3-0	Super Bowl Champions
1998	Wild Card	6	0-1	Wild Card Round
1997	Division Champions	3	1-1	AFC Divisional Round
1996	Division Champions	2	2-1	AFC Champions
1994	Wild Card	5	0-1	Wild Card Round

\* Kraft era begins

1986	Division Champions	3	0-1	AFC Divisional Round
1985	Wild Card	5	3-1	AFC Champions
1982*	16-Team Format	7	0-1	First Round
1978	Division Champions	2	0-1	AFC Divisional Round
1976	Wild Card	4	0-1	AFC Divisional Round
1963	Division Champions	-	1-1	AFL Championship Game

\* Strike Year

34-20 Record

Bold indicates Kraft era

## KRAFT PASSES OTHER OWNERS

The Patriots have 298 wins overall under Robert Kraft. He has produced more victories than every other Patriots owner combined. Under Kraft, the Patriots are 298-130 overall since he purchased the team in 1994. Kraft's predecessors in the owner's office went 225-276-9 in the 34 years prior to his purchase of the team.

TWITTER @PATRIOTS



# PATRIOTS

Team Notes

## WHAT TO LOOK FOR IN 2018

- ★ The Patriots are tied with Dallas (5) and San Francisco (5) with five Super Bowl wins and need one more Super Bowl win to tie the Pittsburgh Steelers (6) for the most Super Bowl wins in NFL history.
- ★ The Patriots have played in the most Super Bowls in NFL history with 10 and look to add to that number in 2018.
- ★ The Patriots extended their NFL record by reaching seven straight conference title games (2011-17) and look to add to that total in 2018.
- ★ The Patriots extended their NFL record to nine straight division titles (2009-17) and look to add to that number in 2018.
- ★ The 2017 New England Patriots set an NFL record by advancing in the postseason for the seventh straight season (2011-17) and will look to add to that number in 2018.
- ★ The Patriots have had a winning record for 17 straight seasons (2001-17), and moved past San Francisco (16) and Dallas (16) for the most consecutive winning seasons since the 1970 merger.
- ★ The Patriots are tied with Cleveland for second all-time with 17 consecutive seasons with a .500 record or better, behind Dallas (21).
- ★ The Patriots have made the playoffs for nine straight seasons (2009-17), tied with Dallas (1975-83) and Indianapolis (2002-10) for the most in NFL history.
- ★ The Patriots will try to join Miami (3) and Buffalo (4) as the only teams to reach three consecutive Super Bowls.
- ★ The New England Patriots enter the 2018 season with 34 postseason wins and need two more postseason wins to tie Pittsburgh for the most postseason wins all-time.
- ★ The New England Patriots have earned seven No. 1 seeds and need one more to tie San Francisco (8) and Denver (8) for the most since playoff seeding began in 1975.
- ★ The Patriots have earned a first-round bye an NFL-best 13 times since the current playoff format was instituted in 1990. Denver, Pittsburgh and San Francisco are second with eight byes since 1990.
- ★ With 10 wins, New England can tie San Francisco (1983-98) for the most consecutive seasons with at least 10 wins with 16.
- ★ The Patriots enter 2018 with an NFL-record eight consecutive seasons with at least 11 wins. Indianapolis is second with seven (2003-09).
- ★ The Patriots are tied with Dallas with 12 12-win seasons since 1970 and need one more to tie San Francisco for the most with 13 12-win seasons.
- ★ New England has won 13 games in a single season seven times in franchise history. Only San Francisco has more 13-win seasons with nine.
- ★ The New England Patriots have won 14 or more games in a season five times, most in NFL history. San Francisco is second with four 14-win seasons.
- ★ The Patriots have tallied six safeties since 2015, most in the NFL over that span. Arizona and Detroit are second with four safeties since 2015.
- ★ New England has 24 undefeated months since 2000, most in the NFL over that span. Indianapolis is second with 15 undefeated months during that time.

## WHAT TO LOOK FOR IN 2018

- ★ The Patriots enter the 2018 season with 115 wins (regular and postseason) in this decade and need 11 wins overall in 2018 to tie the 2000-09 Patriots for the most wins in a decade in NFL history with 126 wins.
- ★ The Patriots enter the 2018 season with 102 regular season wins this decade and need 14 regular season wins over the next two seasons to move past the Indianapolis Colts' record of 115 wins from 2000-09 for the most regular season wins in a decade.
- ★ The Patriots enter this season with 214 regular season wins since 2000. The NFL record for most regular season wins over two consecutive decades is 217 by the San Francisco 49ers (1970s/1980s). The Patriots need just four more wins to surpass the 49ers for the most regular season wins in two consecutive decades.
- ★ The Patriots have won 13 postseason games this decade and need one more postseason win to match the NFL record by the Patriots (2000-09), Dallas (1970s) and Pittsburgh (1970s) with 14.

## DECADE-PLUS OF DOMINANCE

The Patriots record of 222-68 (.766) since the 2002 season is the best in the NFL. Only four NFL teams have posted a winning percentage of .600 or better. The Patriots are the only team over .700.

### BEST RECORDS SINCE 2002 (Including Postseason)

Team	W	L	T	Pct.
<b>New England</b>	<b>222</b>	<b>68</b>	<b>0</b>	<b>.766</b>
Pittsburgh	180	98	1	.647
Indianapolis	176	103	0	.631
Green Bay	168	109	1	.606
Philadelphia	160	113	1	.586
Seattle	159	119	1	.572
Denver	157	113	0	.581
Baltimore	154	119	0	.564
New Orleans	147	121	0	.549

## DIVISIONAL DOMINANCE

The New England Patriots own a 81-23 (.779) record in regular season AFC East games since the beginning of the 2001 season, compiling the best intra-division record of any team in the NFL.

### NFL'S TOP DIVISIONAL RECORDS SINCE 2001

Team	W	L	T	Pct.
<b>New England</b>	<b>81</b>	<b>23</b>	<b>0</b>	<b>.779</b>
Pittsburgh	75	31	0	.708
Indianapolis	72	32	0	.692
Green Bay	71	32	1	.688

### AFC EAST DIVISIONAL RECORDS SINCE 2001

Team	W	L	T	Pct.	Div. Titles	Years
<b>New England</b>	<b>81</b>	<b>23</b>	<b>0</b>	<b>.779</b>	<b>15</b>	<b>2001, 03-07, 09-17</b>
N.Y. Jets	47	57	0	.452	1	2002
Miami	43	61	0	.413	1	2008
Buffalo	38	66	0	.365	0	—

The New England Patriots have won 14 division titles and have 14 playoff berths since realignment in 2002, most in the NFL.

### MOST DIVISION TITLES SINCE 2002 REALIGNMENT

Team	Division Titles	Playoff Berths
<b>New England</b>	<b>14</b>	<b>14</b>
Green Bay	9	12
Indianapolis	9	12
Pittsburgh	8	11
Seattle	8	11
Philadelphia	7	9



# PATRIOTS

## Team Notes

### NINE STRAIGHT DIVISION TITLES

The Patriots have won nine straight AFC East titles, the longest streak in NFL history. The Patriots have won 15 of the last 17 AFC East division crowns.

#### MOST CONSECUTIVE DIVISION TITLES

Team	Division	Titles	Years
<b>New England Patriots</b>	<b>AFC East</b>	<b>9</b>	<b>2009-17</b>
Los Angeles Rams	NFC West	7	1973-79
Pittsburgh Steelers	AFC Central	6	1974-79
Minnesota Vikings	NFC Central	6	1973-78
Dallas Cowboys	NFL Capital/NFC East	6	1966-71
Cleveland Browns	American/Eastern Conf.	6	1950-55
<b>New England Patriots</b>	<b>AFC East</b>	<b>5</b>	<b>2003-07</b>
Denver Broncos	AFC West	5	2011-15
Indianapolis Colts	AFC South	5	2003-07
Dallas Cowboys	NFC East	5	1992-96
San Francisco 49ers	NFC West	5	1986-90
Chicago Bears	NFC Central	5	1984-88
Oakland Raiders	AFC West	5	1972-76

### ROAD WARRIORS

The Patriots ran a 14-game road win streak that started with a victory in the 2016 season opener at Arizona on Sept. 11, 2016 and ended with a loss at Miami on Dec. 11, 2017. The 14-game road streak is a team record, breaking the old mark of 12 straight road wins from Dec. 24, 2006 through Oct. 5, 2008. The 14-game streak is second in NFL history to the 18 road game win streak by the San Francisco 49ers (1988-90).

### WINNING THE CLOSE ONES

Since 2001, the New England Patriots own the NFL's best record (including postseason) in games decided by three points or fewer. The Patriots are the only team with a winning percentage above .700 in those games. New England is 7-2 in those close games in the playoffs. The only defeats are a 17-14 loss to the N.Y. Giants in Super Bowl XLII and a 20-18 loss in the 2015 AFC Championship game at Denver.

#### BEST RECORD IN GAMES DECIDED BY 3 POINTS OR FEWER (SINCE 2001; Playoffs Included)

Team	W	L	T	Win Pct
<b>New England Patriots</b>	<b>41</b>	<b>17</b>	<b>0</b>	<b>.702</b>
Indianapolis Colts	42	23	0	.646
Atlanta Falcons	38	30	1	.558
Denver Broncos	37	26	0	.587
Seattle Seahawks	37	29	1	.560
Chicago Bears	31	26	0	.544

### 1ST AFL TEAM TO REACH 500

The Patriots have the most overall wins among the original eight AFL teams. They are the first original AFL team to reach 500 victories.

#### OVERALL VICTORY TOTAL OF ORIGINAL AFL TEAMS (Including playoffs)

Team	W	L	T
<b>New England Patriots</b>	<b>523</b>	<b>406</b>	<b>9</b>
Denver Broncos	493	423	10
Oakland Raiders	487	430	11
Kansas City Chiefs	466	433	12
Los Angeles Chargers	446	455	11
Tennessee Titans	437	476	6
Buffalo Bills	423	483	8
N.Y. Jets	409	492	8

### BETTER THAN AVERAGE

The Patriots are the only NFL team to finish with a record of .500 or better in each of the last 17 years (2001-2017). Each of the other 31 NFL teams has had at least one losing season since 2001. The Patriots are now tied with the Cleveland Browns (1957-73) for the second-longest streak at .500 or better, behind the Dallas Cowboys (1965-85) streak of 21 straight years.

#### MOST CONSECUTIVE SEASONS WITH A .500 OR BETTER RECORD

Team	Seasons	Consecutive Seasons at .500 or better
Dallas	1965-85	21
<b>New England</b>	<b>2001-present</b>	<b>17</b>
Cleveland	1957-73	17

### NFL'S BEST AT HOME

Since Gillette Stadium opened in 2002, the Patriots own the NFL's best record at home overall. The Patriots own an overall record of 107-21 (.836) at home in regular season games and a 125-24 (.839) record including playoffs. The Patriots are an NFL-best 169-48 at home since 1994 when Robert Kraft purchased the team.

#### BEST HOME RECORDS SINCE 2002 (Including Playoffs)

Team	W	L	T	Pct.
<b>New England</b>	<b>125</b>	<b>24</b>	<b>0</b>	<b>.839</b>
Pittsburgh	99	39	1	.716
Seattle	99	40	0	.712
Indianapolis	97	42	0	.698
Baltimore	95	37	0	.720
Green Bay	94	43	1	.685
Denver	91	46	0	.664
Minnesota	85	47	0	.644
Philadelphia	85	54	0	.612
Atlanta	81	53	0	.604
LA Chargers	81	52	0	.609
Arizona	80	51	1	.610

### INTER-CONFERENCE RECORD

The New England Patriots own a 51-13 (.797) record vs. NFC teams since realignment in 2002, the best inter-conference record in the NFL during that time.

#### NFL'S BEST INTER-CONFERENCE RECORD SINCE 2002

Team	W	L	T	Pct.
<b>New England</b>	<b>51</b>	<b>13</b>	<b>0</b>	<b>.797</b>
Pittsburgh	43	20	1	.680
Indianapolis	40	24	0	.625
Denver	38	26	0	.594
Baltimore	37	27	0	.578
Philadelphia	37	26	1	.586
Cincinnati	36	25	3	.586
Tennessee	36	28	0	.563
Dallas	36	28	0	.563
Atlanta	35	28	1	.555
Green Bay	35	29	0	.547

### BOUNCE BACK PATS

Since the beginning of 2003, the Patriots are 45-6 (.882) in regular season games following a loss. They have dropped back-to-back regular season games in 2006, 2009, 2011, 2012 and 2015 (twice). As a starter in his career, Tom Brady is 45-10 in games following a loss.



# PATRIOTS

## Team Notes

### UNDEFEATED MONTHS

The Patriots have 24 undefeated months since 2000 after finishing the month of November with a 3-0 record. It is the most undefeated months since 2000, Indianapolis is second with 15 undefeated months during that time.

#### PATRIOTS UNDEFEATED MONTHS SINCE THE 2000 SEASON (Excluding January)

- 2001 – December
- 2003 – October, November, December
- 2004 – September, November
- 2005 – December
- 2006 – October
- 2007 – September, October, November, December
- 2008 – December
- 2010 – October, December
- 2011 – December
- 2012 – November
- 2013 – September
- 2014 – October
- 2015 – September, October
- 2016 – September, December
- 2017 – November

## DEFENSE

### DEFENSE DOMINATES AGAIN

The 2017 Patriots finished fifth in the NFL by allowing 18.5 points per game. It is the 12th time since 2001 that the Patriots have finished a season allowing 20 points or fewer per game, the most in the NFL during that time. The Patriots had a streak of eight consecutive games in 2017 when they held their opponent to 20 points or less.

#### SEASONS ALLOWING 20 POINTS PER GAME OR FEWER SINCE 2001

Team	Seasons	Years
New England	12	2001, 2003-04, 2006-10, 2014-17
Baltimore	11	2001, 2003-06, 2008-11, 2014, 2017
Pittsburgh	11	2001, 2004-08, 2010-12, 2015, 2017
Miami	8	2001-03, 2005-06, 2008, 2011-12
Seattle	8	2005, 2007, 2011-16

### DEFENSE DENIES I

The Patriots defense held its opponents to 20 points or less in 11 games in 2017, tied for the most under Bill Belichick. The Patriots held their opponents under 20 points 11 times in 2001 and 2006 and 2016. The 2017 Patriots had a streak of eight straight games keeping their opponents under 20 points, the longest streak under Belichick, breaking the previous mark of seven straight in 2006.

### DEFENSE DENIES II

The Patriots were second in the NFL by allowing just six rushing touchdowns in 2017. Tennessee allowed just five. It is the second season in a row that the Patriots allowed just six rushing touchdowns, which is the second fewest in franchise history.

#### FEWEST RUSHING TOUCHDOWNS ALLOWED BY THE PATRIOTS IN A SEASON

Rush TDs Allowed	Season[s]
5	1991
6	2017, 2016, 2014, 2009 and 1999
7	2007, 2001, 1966
8	2015, 2008, 1998, 1977

### FORCING THE ISSUE

The Patriots lead the NFL with a +194 turnover margin since the 1994 season.

#### NFL TURNOVER MARGIN SINCE 1994

Team	Turnover Margin
New England	+194
Kansas City	+137
Green Bay	+99

### RED ZONE TAKEAWAYS

The Patriots defense led the NFL in 2017 with six takeaways in the red zone. Baltimore was second with five takeaways in the red zone.

#### PATRIOTS DEFENSIVE TAKEAWAYS IN THE RED ZONE

- DL Trey Flowers forced a fumble that was recovered by LB Elandon Roberts vs. Carolina (10/1) when the Panthers reached the New England 13-yard line.
- CB Malcolm Butler forced a fumble at the 1-yard line that resulted in a touchback at the New York Jets (10/15).
- LB Marquis Flowers forced a fumble that was recovered by DB Patrick Chung at Oakland (11/19) after the Raiders reached the New England 15-yard line.
- CB Stephon Gilmore intercepted a pass in the end zone vs. Miami (11/26) after the Dolphins reached the New England 15-yard line.
- LB Eric Lee intercepted a pass at the 1-yard line at Buffalo (12/3) after the Bills reached the New England 6-yard line.
- DB Duron Harmon intercepted a pass in the end zone at Pittsburgh (12/17) with five seconds to play after the Steelers reached the New England 7-yard line.

Additionally, DB Duron Harmon intercepted a pass in the end zone vs. Houston (9/24) on a pass from Houston's 46-yard line, and DB Jonathan Jones intercepted a pass vs. the LA Chargers at the New England 1-yard line on a pass from the 23-yard line.





# PATRIOTS

Team Notes

## BLOCK PARTY

The Patriots blocked kicks in three straight weeks in 2017. DL Cassius Marsh blocked a field goal vs. Atlanta (10/22) followed by DL Lawrence Guy blocking a field goal vs. LA Chargers (10/29). Then RB Rex Burkhead blocked a punt at Denver (11/12). It tied for the best stretch of blocked kicks for the Patriots under Bill Belichick. In 2014, they had three straight games with a block. RB Brandon Bolden blocked a punt at San Diego (12/7), LB Jamie Collins blocked a field goal vs. Miami (12/14) and DL Vince Wilfork blocked a field goal at the NY Jets (12/21).

## BLOCKED KICKS SINCE 2014

### MOST BLOCKED KICKS SINCE 2014

Team	Blocked Kicks Since 2014
Philadelphia	15
Miami	13
Baltimore	13
<b>New England</b>	<b>12 (8 FGs, 2 XPs &amp; 2 Punts)</b>
L.A. Rams	10

## FIRST FAKE PUNT SINCE 2004

Nate Ebner took a direct snap on a fake punt play vs. Miami (11/26) that resulted in a first down. It is the first fake punt attempt for the Patriots since the team ran a fake punt vs. Cincinnati on Dec. 12, 2004, when Larry Izzo was stopped for no gain.

## MOST SAFETIES SINCE 2015

### MOST SAFETIES SCORED SINCE 2015

Team	Safeties since 2015
<b>New England Patriots</b>	<b>6</b>
Arizona Cardinals	4
Detroit Lions	4
Indianapolis Colts	3
Seattle Seahawks	3
Los Angeles Rams	3

## SAFETY DANCE

LB Brandon King tackled Chargers PR Travis Benjamin in the end zone on a punt return for a safety vs. LA Chargers on Oct. 29, 2017. The Patriots recorded the NFL's first safety on a punt since the New Orleans Saints recorded a safety on a punt at Tennessee on Sept. 21, 2003.

It was the Patriots first special teams safety since Dec. 9, 1979, when the Jets fumbled a snap on a punt out of the end zone. It marked the second time in team history that they recorded a safety on a punt return. On Oct. 31, 1965, at the San Diego Chargers. DB Jay Cunningham tackled a Chargers player in the end zone during a punt return.

## OFFENSE

## TAKING CARE OF BALL PAYS OFF

Since 2002, the Patriots are an NFL-best 122-18 when throwing no interceptions.

### ZERO INT GAMES

Team	Games with 0 Ints	W-L-T	Win Pct.
<b>New England</b>	<b>140</b>	<b>122-18-0</b>	<b>.871</b>
Kansas City	126	82-44-0	.651
Green Bay	115	96-18-1	.839
Jacksonville	114	70-44-0	.614
Seattle	114	83-30-1	.732
San Francisco	113	75-37-1	.668
Minnesota	112	75-36-1	.674
Indianapolis	112	90-22-0	.804
Philadelphia	111	81-30-0	.730
Atlanta	108	79-28-1	.736
New Orleans	107	83-24-0	.776

## PROTECTING THE BALL

Since 2008, the Patriots lead the NFL with 67 regular season games without turning the ball over. The Patriots are 60-7 in those games.

### ZERO TURNOVER GAMES (Since 2008)

Team	Zero Turnover Games
<b>New England</b>	<b>67</b>
Green Bay	57
Kansas City	54
San Francisco	48
Seattle	46

## BALL SECURITY

The 2017 Patriots had just 12 turnovers (eight interceptions and four fumbles), the second fewest turnovers in the NFL in 2017 to Kansas City, who had 11, and the third fewest in New England history.

### FEWEST GIVEAWAYS IN 16-GAME SEASON

Year	Team	Giveaways
2011	San Francisco	10
2010	New England	10
2016	New England	11
2016	Atlanta	11
2017	Kansas City	11
<b>2017</b>	<b>New England</b>	<b>12</b>
2016	Buffalo	12
2014	Green Bay	13
2014	New England	13
2008	Miami	13
2008	New York Giants	13



# PATRIOTS

Team Notes

## 400-POINT SEASONS

The Patriots extended their NFL record to 11 straight seasons with at least 400 total points (2007-17) after finishing with 458 points in 2017. The San Diego Chargers previously held the record by scoring at least 400 points in eight straight seasons from 2004-11. The Patriots 458 points last year were second in the NFL to the 478 by the Los Angeles Rams.

## OPENING 2ND HALF STRONG

The Patriots had an NFL-best 57 points on the first drive of the second half. In 2017, the most in the NFL, while the N.Y. Giants were last with 10 points on their first possession of the second half.

## RUSH TO VICTORY

Since 2000, New England is 47-1 in the regular season when a Patriot eclipses 100 yards rushing. The only loss during the Bill Belichick era came at Miami on Dec. 20, 2004, when Corey Dillon rushed for 121 yards on 26 carries and the Patriots lost to the Dolphins, 29-28. Since then, New England is 34-0 with a 100-yard rusher. In 2017, RB Dion Lewis rushed for 112 yards on 15 carries in a Patriots 35-17 win over Miami (11/26/17) and 129 on 24 carries vs. Buffalo (12/24/17).

## 30 CATCHES, 30 CARRIES

The 2017 New England Patriots became the first team to have three running backs with 30 receptions and 30 carries since 1989 when the Atlanta Falcons and the New York Jets had three such players. RB Dion Lewis had 180 carries and 32 receptions, RB James White had 43 rushes and 56 receptions and RB Rex Burkhead had 64 rushes and 30 receptions.

## FINAL MINUTE SCORING

The Patriots scored in the final minute of the first half 11 times in 2017.

### FINAL MINUTE SCORING

- 13-yard TD pass with 13 seconds to play at New Orleans (9/17/17)
- 58-yard field goal with no time remaining vs. Carolina (10/1/17)
- 23-yard field goal with 40 seconds to play at Tampa Bay (10/5/17)
- 2-yard TD pass with 9 seconds to play at NY Jets (10/15/17)
- 2-yard TD pass with 21 seconds to play vs. Atlanta (10/22/17)
- 36-yard field goal with 24 seconds to play vs. L.A. Chargers (10/29/17)
- 11-yard TD pass with 25 seconds to play at Denver (11/12/17)
- 62-yard field goal with no time remaining at Oakland (11/19/17)
- 39-yard field goal with 15 seconds to play at Buffalo (12/03/17)
- 46-yard field goal with two seconds to play at Miami (12/11/17)
- 5-yard TD pass with 20 seconds to play vs. NY Jets (12/31/17)

## NEW NFL PICK RECORD

The Patriots set an NFL record by throwing just two interceptions in 2016. The previous NFL record for fewest interceptions thrown in a season by an NFL team since the 1970 merger was five. The 2016 Patriots had just two interceptions in 550 pass attempts.

### FEWEST INTERCEPTIONS IN A SEASON

Year	Team	Int.	Pass Attempts
2016	New England	2	550
2010	New England	5	507
2011	San Francisco	5	451
1990	Kansas City	5	449
1990	NY Giants	5	398
1966	Green Bay	5	318
1960	Cleveland	5	264

## THREE 1,000-YARD PLAYERS

The Patriots had three players with 1,000-plus yards in scrimmage yards in the same season for the first time in franchise history in 2017 with WR Brandin Cooks (1,122), TE Rob Gronkowski (1,084) and RB Dion Lewis (1,110).

## TWO 1,000-YARD RECEIVERS

Rob Gronkowski (1,084) and Brandin Cooks (1,082) both reached 1,000 yards in 2017. It is the sixth time that the Patriots have had two players reach 1,000 yards in a season. Kansas City and Detroit were the only other teams in 2017 with two 1,000-yard receivers.

### TWO 1,000-YARD PATRIOTS RECEIVERS

Year	Players
2017	Brandin Cooks (1,082) and Rob Gronkowski (1,084)
2011	Wes Welker (1,569) and Rob Gronkowski (1,327)
2009	Wes Welker (1,348) and Randy Moss (1,264)
2008	Wes Welker (1,165) and Randy Moss (1,008)
2007	Wes Welker (1,175) and Randy Moss (1,493)
1979	Harold Jackson (1,013) and Stanley Morgan (1,002)

## TWO SCORE 2 RECEIVING TDS

The Patriots had two players finish with two receiving touchdowns with WR Chris Hogan and WR Brandin Cooks each scoring on two passes in the win vs. Houston (9/24/17). It is the first time the Patriots have had two players finish with two touchdowns since Oct. 28, 2012, when TE Rob Gronkowski and WR Wes Welker each had two touchdown receptions against the Rams in London.

### GAMES UNDER TOM BRADY WHERE THE PATRIOTS HAD TWO PLAYERS WITH AT LEAST TWO TOUCHDOWN RECEPTIONS

Game	Players With at Least Two Touchdown Receptions
Sept. 24, 2017 vs. Houston	Brandin Cooks (2) and Chris Hogan (2)
Oct. 28, 2012 at St. Louis	Rob Gronkowski (2) and Brandon Lloyd (2)
Sept. 25, 2011 at Buffalo	Rob Gronkowski (2) and Wes Welker (2)
Nov. 25, 2010 at Detroit	Deion Branch (2) and Wes Welker (2)
Oct. 18, 2009 vs. Tennessee	Randy Moss (3) and Wes Welker (2)
Oct. 21, 2007 at Miami	Randy Moss (2) and Wes Welker (2)



# SEASON RANKINGS

2017 Team & Individual

## TEAM OFFENSE

CATEGORY	STAT	LEAGUE/YEAR	RANK
Points	458	NFL in 2017	2nd
Points	458	Team History	7th
First Downs	389	NFL in 2017	1st
First Downs	389	Team History	4th
3rd Down Percentage	40.6	NFL in 2017	10th
Touchdowns	49	NFL in 2017	4th
Total Yards	6,508	NFL in 2017	1st
Total Yards	6,508	Team History	4th
Passing First Downs	232	NFL in 2017	2nd
Passing First Downs	232	Team History	5th
Rushing First Downs	107	NFL in 2017	6th
Passing Yards	4,619	NFL in 2017	1st
Passing Yards	4,619	Team History	5th
Passer Rating	102.6	NFL in 2017	2nd
Passer Rating	102.6	Team History	5th
Pass Yards Per Completion	11.87	NFL in 2017	8th
Touchdown Passes	32	NFL in 2017	3rd
Touchdown Passes	32	Team History	T-7th
Completion Percentage	66.3	NFL in 2017	4th
Completion Percentage	66.3	Team History	3rd
25+ Yard Completions	41	NFL in 2017	1st
25+ Yard Completions	41	Team History	2nd
Interception Percentage	1.4	NFL in 2017	2nd
Interception Percentage	1.4	Team History	4th
Turnovers	12	NFL in 2017	2nd
Turnovers	12	Team History	3rd
Red Zone Scoring Pct.	94.3	NFL in 2017	2nd
Points Per Game	28.6	NFL in 2017	2nd
Points Per Game	28.6	Team History	8th

## TEAM DEFENSE

CATEGORY	STAT	LEAGUE/YEAR	RANK
Rushing TDs Allowed	6	NFL in 2017	2nd
Rushing TDs Allowed	6	Team History	T-2nd
Points Per Game	18.5	NFL in 2017	5th

## RYAN ALLEN

CATEGORY	STAT	LEAGUE/YEAR	RANK
Avg. Return Yards Against	4.6	NFL in 2017	4th
Avg. Return Yards Against	4.6	Team History	1st*
Punt Return Yards Against	105	NFL in 2017	3rd
Punt Return Yards Against	105	Team History	2nd*

\*since 1970

## TOM BRADY

CATEGORY	STAT	LEAGUE/YEAR	RANK
Passer Rating	102.8	NFL in 2017	3rd
Passer Rating	102.8	Team History	5th
Passing Yards	4,577	NFL in 2017	1st
Passing Yards	4,577	Team History	5th
Passing Yards Per Game	286.1	NFL in 2017	1st
Passing Yards Per Game	286.1	Team History	6th
Passing Touchdowns	32	NFL in 2017	3rd
Passing Touchdowns	32	Team History	7th
Completion Percentage	66.3	NFL in 2017	5th
Completion Percentage	66.3	Team History	3rd
25+ Yard Completions	40	NFL in 2017	1st
25+ Yard Completions	40	Team History	T-1st
Passing Yards Per Attempt	7.88	NFL in 2017	5th
Passing Yards Per Attempt	7.88	Team History	7th
Passing Yards Per Completion	11.9	NFL in 2017	8th
Interception Percentage	1.4	NFL in 2017	3rd
Interception Percentage	1.4	Team History	5th
TD/Int. Ratio	4.00	NFL in 2017	T-3rd
TD/Int. Ratio	4.00	Team History	6th

## BRANDIN COOKS

CATEGORY	STAT	LEAGUE/YEAR	RANK
Yards Per Catch	16.6	NFL in 2017	7th
25+ Yard Receptions	15	NFL in 2017	T-3rd
25+ Yard Receptions	15	Team History	2nd

## STEPHEN GOSTKOWSKI

CATEGORY	STAT	LEAGUE/YEAR	RANK
Field Goals Made	37	NFL in 2017	4th
Field Goals Made	37	Team History	2nd
Kicking Points	156	NFL in 2017	2nd
Kicking Points	156	Team History	T-2nd
Extra Points Made	45	NFL in 2017	2nd
Avg. Return Yards Against	18.9	NFL in 2017	4th
Avg. Return Yards Against	18.9	Team History	3rd
Field Goal Long	62	NFL in 2017	1st
Field Goal Long	62	Team History	1st

## ROB GRONKOWSKI

CATEGORY	STAT	LEAGUE/YEAR	RANK
Receptions	69	Tight Ends in 2017	5th
Receptions	69	Team History	8th
Receiving Yards	1,084	Tight Ends in 2017	1st
Receiving Yards	1,084	TE/Team History	5th
Receiving Yards	1,084	NFL in 2017	10th
Yards Per Catch	15.7	Tight Ends in 2017	1st
Yards Per Catch	15.7	TE/Team History	5th
Receiving Touchdowns	8	Tight Ends in 2017	T-2nd
Receiving Touchdowns	8	TE/Team History	T-7th
Receiving Touchdowns	8	NFL in 2017	T-8th
Receiving Yards Per Game	77.4	Tight Ends in 2017	1st
Receiving Yards Per Game	77.4	TE/Team History	3rd
25+ Yard Receptions	11	Tight Ends in 2017	1st
25+ Yard Receptions	11	TE/Team History	T-2nd
Yards After Catch	363	Tight Ends in 2017	2nd
Yards After Catch	363	TE/Team History	7th
Receptions Per Game	4.9	Tight Ends in 2017	4th
Receptions Per Game	4.9	TE/Team History	7th
Receiving First Downs	57	Tight Ends in 2017	1st
Receiving First Downs	57	TE/Team History	4th

## DION LEWIS

CATEGORY	STAT	LEAGUE/YEAR	RANK
Yards Per Rush	4.98	NFL in 2017	3rd
Yards Per Rush	4.98	Team History	5th
Kickoff Return Average	24.8	NFL in 2017	4th
Kickoff Return Yards	570	NFL in 2017	10th
Kickoff Return Long	103t	NFL in 2017	T-1st
Kickoff Return Long	103t	Team History	T-3rd

## JAMES WHITE

CATEGORY	STAT	LEAGUE/YEAR	RANK
Receptions	56	Running Backs in 2017	10th
Receptions	56	RB/Team History	5th
Receptions Per Game	4.0	Running Backs in 2017	6th
Receptions Per Game	4.0	RB/Team History	3rd
Receiving Yards Per Game	30.6	Running Backs in 2017	7th
Receiving Yards Per Game	30.6	RB/Team History	8th
Receiving First Downs	25	Running Backs in 2017	6th
Receiving First Downs	25	RB/Team History	T-2nd
Receiving First Down Percentage	44.6	Running Backs in 2017	7th
Receiving First Down Percentage	44.6	RB/Team History	7th
25+ Yard Receptions	3	Running Backs in 2017	T-7th



# INSIDE

## The Numbers

### BY THE NUMBERS

3

The Patriots blocked kicks in three consecutive games in 2017 with Cassius Marsh blocking a FG vs. Atlanta (10/22/17), Lawrence Guy blocking a FG vs. LA Chargers (10/29/17) and Rex Burkhead blocking a punt at Denver (11/12/17).

4

The 2017 Patriots had four rookie free agents make the 53-man opening day roster - DL Adam Butler, OL Cole Croston, TE Jacob Hollister and LB Harvey Langi. It is the third-most rookie free agents in the Bill Belichick era. The Patriots had six rookie free agents make the team in 2013 and five in 2000.

5

The 2017 Patriots defense finished the 2017 season by not allowing a fourth quarter touchdown in the final five games. In 14 of 16 games they allowed eight points or less in the fourth quarter.

6-2

The 2017 Patriots finished with a 6-2 record against teams that had a winning record.

6

The Patriots defense had six red zone takeaways in 2017, the most in the NFL. Baltimore was second with five.

9

The Patriots are the only team that has made the playoffs in each of the last nine seasons (2009-17).

11

The Patriots scored in the final minute of the first half in 11 of 16 games in 2017.

14

From 2016-17, the Patriots had a streak of 14 straight road wins, second best in NFL history to the 18 straight road wins by San Francisco.

14

The Patriots have had a rookie free agent make the 53-man opening day roster for 14 straight seasons, the third-longest streak behind the Chargers (21) and Colts (19).

18

The Patriots have 18 first-team All-Pro selections via the draft since 2000, which ranks behind only Carolina (19) over that span.

17

The Patriots have gone 17 straight seasons without being swept by a division opponent after beating each of the AFC East teams in 2017, extending the longest such streak since the 1970 NFL merger.

17

The Patriots have won nine or more games in 17 straight seasons, the most in the NFL.

22

The Patriots have scored on the final possession of the first half and the opening possession of the second half 22 times since 2009, first in the NFL. New Orleans is second with 16 such occurrences.

48

The Patriots finished tied with Philadelphia for first in the NFL with 48 offensive touchdown drives in 2017.

51

The Patriots are 51-13 (.797) against NFC teams since re-alignment in 2002, the best inter-conference record in the NFL during that time.

62

Stephen Gostkowski kicked a Patriots record 62-yard field goal in Mexico City against Oakland on Nov. 19, 2017. His previous long was from 58 yards earlier this season vs. Carolina (10/1/17).

75

Rob Gronkowski and Tom Brady have connected on 75 touchdown passes. It is the second-most connections between a quarterback and a tight end in NFL history and is fifth overall between quarterbacks and pass-catchers.

### TOM BRADY BY THE NUMBERS

1.0

Tom Brady has the lowest interception percentage since 2015 with a 1.0 percentage. He has thrown just 17 interceptions on 1,637 pass attempts during that time.

5

Brady is the only QB with five Super Bowl wins. He joined Hall of Fame DL Charles Haley (5) as the only other NFL player with five Super Bowl wins.

8

Brady won his eighth conference title in 2017. He moved past DL Mike Lodish for the most Super Bowls played with seven in Super Bowl LI. Lodish played in six (four with Buffalo and two with Denver).

### TOM BRADY BY THE NUMBERS

12

Brady played in his 12th conference championship game in 2017, the most in NFL history. Gene Upshaw and George Blanda (10) are second for most conference championship game appearances.

16

Brady set a Super Bowl record with 16 straight pass completions in Super Bowl XLVI vs. the New York Giants.

19

The longest streak of consecutive pass completions by Brady in a regular season game (Sept. 10, 2015 vs. Pittsburgh), a team record.

90.2

The percent of quarterback keepers converted by Brady (110 of 122) for first downs (84-of-92 on third-and-2 or less and 26-of-30 on fourth-and-2 or less).

505

Brady set a Super Bowl record with 505 passing yards in Super Bowl LIII, breaking the record of 466 yards he set the previous year in Super Bowl LI.

4,577

Brady led the NFL in 2017 with 4,577 yards at age 40 to become the oldest player to lead the NFL. The previous oldest player to lead the league in passing was Fran Tarkenton with 3,468 yards in 1978 at age 38 with Minnesota.

### THE KRAFT ERA

5

The number of Super Bowl championships the Patriots have won since Robert Kraft purchased the team in 1994. That mark is the highest total in the NFL over that span.

9

The number of conference championships the Patriots have won since Robert Kraft purchased the team in 1994, an NFL record for most conference championships as an owner.

17

The number of division championships won by the Patriots since Kraft purchased the team in 1994.

19

The number of playoff seasons earned by the Patriots in the 24 seasons since Robert Kraft purchased the team.

44

The number of playoff games the Patriots have appeared in since 1994, the most in the NFL. Green Bay has the second most with 36.

265

The number of consecutive home games that have been sold out, including all playoff and preseason games dating back to the 1994 season opener.

298

The number of games the Patriots have won since Robert Kraft purchased the franchise in 1994. Prior to Kraft's ownership, the team had won 225 total games in its entire 34-year history from 1960-93.

### THE BELICHICK ERA

3

Bill Belichick (278 wins) is in third place on the NFL wins list.

4

Bill Belichick is the first coach to lead his team to four 500-point seasons (2007, 2010-12).

5

Bill Belichick has won five Super Bowls as a head coach, the most Super Bowl wins by a head coach in NFL history.

5

The number of 14-win seasons by Bill Belichick, the most among all NFL coaches.

11

Super Bowl LIII was Belichick's 11th Super Bowl overall, including eight as a head coach and three as an assistant coach.





# BILL BELICHICK

## NEWS & NOTES



### 24TH SEASON AS HEAD COACH • 44TH NFL SEASON

**Overall Record:** 278-129 (.683) • **Regular Season:** 250-118 (.679) • **Postseason:** 28-11 (.718)

**With Patriots overall (2000-17):** 241-84 (.742)

**Super Bowl Titles:** 7 (86, 90, 01, 03, 04, 14, 16) • **Conf. Titles:** 11 (86, 90, 96, 01, 03, 04, 07, 11, 14, 16, 17)

**Division Titles:** 22 (75, 78, 86, 89, 90, 96, 98, 01, 03, 04, 05, 06, 07, 09, 10, 11, 12, 13, 14, 15, 16, 17)

Bill Belichick is the only head coach in NFL history to win five Super Bowl titles. He won more regular season games (123) and more games overall (136) during a 10-year stretch (2002-11) than any other coach in NFL history. In the 2007 season, Belichick led the Patriots to the fourth undefeated and untied regular season in NFL history and the first since the NFL established a 16-game schedule in 1978. His 44 consecutive years as an NFL coach are second in NFL history to 45 by Dick LeBeau.



### HIGHEST WINNING PCT.

Bill Belichick has recorded 278 career wins, which is third in NFL history. Belichick owns a career winning percentage of .683 which is the highest all-time, in NFL history.

#### TOP WINNING PERCENTAGE AMONG HEAD COACHES WITH AT LEAST 160 WINS (INCL. POSTSEASON)

Head Coach	Team(s)	Years	W	L	T	PCT.
1. Bill Belichick	.CLE/NE	1991-95, 2000-17	278	129	0	.683
2. George Halas	CHI	1920-29, 33-41, 46-55, 58-67	324	151	31	.682
3. Don Shula	.BAL/MIA	1963-95	347	173	6	.666
4. Curly Lambeau	.GB/CHI/WAS	1921-53	229	134	22	.630

**NOTE:** Winning percentage calculated using current NFL rules, counting a tie as a half-win, half-loss.

### MOVING ON UP

Bill Belichick ranks third all-time in NFL history with 278 career wins.

#### MOST WINS NFL COACHES

Head Coach	Team(s)	Years	W	L	T
1. Don Shula	.BAL/MIA	1963-95	347	173	6
2. George Halas	CHI	1920-29, 33-41, 46-55, 58-67	324	151	31
3. Bill Belichick	.CLE/NE	1991-95, 2000-17	278	129	0
4. Tom Landry	.DAL	1960-88	270	178	6
5. Curly Lambeau	.GB/CHI/WAS	1921-53	229	134	22

### WHAT TO LOOK FOR IN 2018

- ★ Belichick has an NFL-best five Super Bowl championships as a head coach. If he wins one more championship, he will join George Halas and Curly Lambeau as the only NFL coaches with six championships since the league began postseason play in 1933.
- ★ Belichick enters the 2018 season tied for third all-time with Tom Landry with 250 career regular season wins, behind Don Shula (328) and George Halas (318).
- ★ Belichick's 15 division titles are the most in NFL history. Don Shula and Tom Landry are second with 13 division crowns.
- ★ Belichick can extend his NFL record with a 10th consecutive division title. Four other coaches are tied for second with six straight division titles.
- ★ Belichick enters 2018 with 17-straight winning seasons, second-most behind Tom Landry with 20 (1966-85).
- ★ Belichick has 15 straight 10-win seasons, an NFL record. George Seifert is second with eight (1989-96).
- ★ Belichick owns the NFL record with 15 11-win seasons. Don Shula is second with 13.
- ★ Belichick has the NFL record with 12 12-win seasons. Don Shula is second with eight.
- ★ Belichick is the only head coach in NFL history with seven seasons of 13-plus wins. George Seifert is second with four 13-win seasons.
- ★ Belichick has five 14-win seasons, an NFL record. George Seifert is second with three 14-win seasons.

### SUPER SUCCESS

Bill Belichick has won five Super Bowls, the most by a head coach.

#### MOST SUPER BOWL VICTORIES

Head Coach	Team	Titles	Seasons
Bill Belichick	.New England	5	2001, 2003, 2004, 2014, 2016
Chuck Noll	.Pittsburgh	4	1974, 1975, 1978, 1979
Joe Gibbs	.Washington	3	1982, 1987, 1991
Bill Walsh	.San Francisco	3	1981, 1984, 1988

**NOTE:** Sorted by most recent championship. Super Bowls have determined NFL champion since 1966.

### 11 SB APPEARANCES

Super Bowl LII was Bill Belichick's 11th Super Bowl in his career, the most appearances by an NFL coach in history.

#### MOST SUPER BOWL APPEARANCES AS A HEAD COACH OR ASSISTANT

Head Coach	Super Bowls
Bill Belichick	11 (eight as a head coach)
Dan Reeves	7 (four as a head coach)
Don Shula	6 (six as a head coach)
Tom Landry	5 (five as a head coach)
Chuck Noll	5 (four as a head coach)
Marv Levy	5 (four as a head coach)





# BILL BELICHICK

## NEWS & NOTES

### EIGHT CONFERENCE TITLES ARE THE MOST IN SUPER BOWL ERA

The 2017 AFC Championship was Bill Belichick's eighth conference championship, the most in NFL history during the Super Bowl era (since 1966).

### MOST CONFERENCE CHAMPIONSHIPS BY A HEAD COACH IN SUPER BOWL ERA

HEAD COACH	TEAM	#	SEASONS	SUPER BOWL APPEARANCES
Bill Belichick	New England	8	2001, 2003, 2004, 2007, 2011, 2014, 2016, 2017	XXXVI, XXXVIII, XXXIX, XLII, XLVI, XLIX, LI, LII
Don Shula	Balt. Colts/Miami	6	1968, 1971, 1972, 1973, 1982, 1984	III, VI, VII, VIII, XVII, XIX
Tom Landry	Dallas	5	1970, 1971, 1975, 1977, 1978	V, VI, X, XII, XIII
Joe Gibbs	Washington	4	1982, 1983, 1987, 1991	XVII, XVIII, XXII, XXVI
Bud Grant	Minnesota	4	1969, 1973, 1974, 1976	IV, VII, IX, XI
Marv Levy	Buffalo	4	1990, 1991, 1992, 1993	XXV, XXVI, XXVII, XXVIII
Chuck Noll	Pittsburgh	4	1974, 1975, 1978, 1979	IX, X, XIII, XIV
Dan Reeves	Denver/Atlanta	4	1986, 1987, 1989, 1998	XXI, XXII, XXIV, XXIII

### ELITE COMPANY

Bill Belichick is one of four NFL head coaches to win five or more championships since the league began postseason play in 1933, but the only one to win five Super Bowls. Belichick can join George Halas and Curly Lambeau as the only coaches with six titles with a victory in Super Bowl LII.

#### HEAD COACHES WITH FOUR OR MORE NFL TITLES

Coach	NFL Titles	Championship Teams
George Halas	6	Chicago Bears (1921, 33, 40, 41, 46, 63)
Curly Lambeau	6	Green Bay Packers (1929, 30, 31, 36, 39, 44)
Bill Belichick	5	Patriots (SB XXXVI, XXXVIII, XXXIX, XLIX, LI)
Vince Lombardi	5	Green Bay Packers (1961, 62, 65, SB I, II)

### POSTSEASON APPEARANCES

Belichick coached in his NFL record 37th postseason game in the 2017 AFC Divisional Playoff game against Tennessee to move past Tom Landry and Don Shula. He has now coached in 39 postseason games.

#### MOST POSTSEASON GAMES AS A HEAD COACH

Head Coach	GAMES
Bill Belichick (Cleveland/New England)	39
Tom Landry (Dallas)	36
Don Shula (Baltimore/Miami)	36
Chuck Noll (Pittsburgh)	24
Mike Holmgren (Green Bay/Seattle)	24
Joe Gibbs (Washington)	24

### 12 CONFERENCE CHAMPIONSHIP GAMES

Belichick reached his 12th conference championship game as a head coach in 2017 to extend his record for the most since the 1970 merger.

HEAD COACH	CONFERENCE CHAMPIONSHIPS
Bill Belichick	12
Tom Landry	10
Don Shula	7
Chuck Noll	7
John Madden	6
Bill Cowher	6

### MOST POSTSEASON WINS

Belichick earned his NFL-record 21st postseason victory after defeating the Indianapolis Colts in the AFC Championship Game on Jan. 18, 2015.

#### MOST PLAYOFF WINS BY AN NFL HEAD COACH

COACH	TEAM	WINS
Bill Belichick	Cleveland Browns/New England Patriots	28
Tom Landry	Dallas Cowboys	20
Don Shula	Baltimore Colts/Miami Dolphins	19
Joe Gibbs	Washington Redskins	17
Chuck Noll	Pittsburgh Steelers	16

#### BEST POSTSEASON RECORDS IN NFL HISTORY (Minimum 10 Games)

HEAD COACH	TEAM	W	L	PCT.
Vince Lombardi	Green Bay/Washington	9	1	.900
Tom Flores	Oakland	8	3	.727
Bill Belichick	Cleveland/New England	28	11	.718
Bill Walsh	San Francisco	10	4	.714
Joe Gibbs	Washington	17	7	.708
Jimmy Johnson	Dallas/Miami	9	4	.692

### POSTSEASON APPEARANCES

Bill Belichick has led his teams to 16 postseason berths, which is third all-time among NFL head coaches.

#### NFL HEAD COACHES WITH THE MOST POSTSEASON BERTHS

Head Coach	Postseason Appearances
Don Shula	19
Tom Landry	18
Bill Belichick	16

### DIVISION TITLES RECORD

Belichick guided the Patriots to the AFC East title in 2017. His 15 division titles are the most by a head coach in NFL history. Shula and Tom Landry are second with 13 titles.



# BILL BELICHICK

## NEWS & NOTES

### MOST CONSEC. DIVISION TITLES

Belichick is the first NFL coach to lead his team to nine consecutive division titles after claiming the title in 2017. Paul Brown (1950-55), Tom Landry (1966-71), Bud Grant (1973-78) and Chuck Noll (1974-79) led their teams to six straight titles.

#### NFL COACHES WITH THE MOST CONSECUTIVE DIVISION TITLES

Head Coach	Teams	Consecutive Division Titles
<b>Bill Belichick</b>	<b>Patriots</b>	<b>9 (2009-2017)</b>
Paul Brown	Cleveland	6 (1950-1955)
Tom Landry	Dallas	6 (1966-1971)
Bud Grant	Minnesota	6 (1973-1978)
Chuck Noll	Pittsburgh	6 (1974-1979)

### SUPER COMEBACK

Belichick coached the Patriots back from a 25-point deficit to win Super Bowl LI. A comeback of that magnitude is extremely rare. There had been 2,656 games where a team led by 25 points or more in NFL history, including the postseason. Teams leading by 25 have recorded 2,647 wins, 7 losses and 2 ties, a winning percentage of .997.

### PATRIOTS RENAISSANCE

Once head coach Bill Belichick implemented his coaching design on the Patriots, his approach has given him the best record of any NFL head coach who has coached over 40 games since 2001 (including the postseason).

#### NFL COACHES RECORDS SINCE 2001

Coach	Team	W	L	T	Pct.
<b>Bill Belichick</b>	<b>New England</b>	<b>236</b>	<b>73</b>	<b>0</b>	<b>.764</b>
Tony Dungy	Tampa Bay/Indianapolis	101	41	0	.711
Jim Harbaugh	San Francisco	49	22	1	.688
Bill Cowher	Pittsburgh	70	35	1	.665
Mike Tomlin	Pittsburgh	124	68	0	.646
Mike McCarthy	Green Bay	131	78	1	.626
Pete Carroll	Seattle	88	53	1	.623
Mike Martz	St. Louis	46	29	0	.613
Bruce Arians	Arizona	50	32	1	.608
Dan Quinn	Atlanta	31	20	0	.608
Andy Reid	PHIL/KC	177	116	1	.604
Sean Payton	New Orleans	112	76	0	.596

### 3X COACH OF THE YEAR

The Associated Press named Bill Belichick the NFL's Coach of the Year in 2010, the third time that Belichick earned the honor. He was also named Coach of the Year following the 2003 and 2007 seasons, joining Don Shula (4-time winner) and Chuck Knox as the only three-time winners.

### ABOVE THE CENTURY MARK

Bill Belichick has an overall record of 278-129. He joins Don Shula and George Halas as the only coaches with 100 more wins than losses.

#### MOST WINS NFL COACHES

Head Coach	Team(s)	W	L	T
Don Shula	BAL, MIA	347	173	6
George Halas	Chicago	324	151	31
<b>Bill Belichick</b>	<b>CLE, NE</b>	<b>278</b>	<b>129</b>	<b>0</b>

### 200 WINS WITH PATS

Belichick now has 214 career regular season wins with the Patriots, the fourth most regular season wins with one team.

#### NFL HEAD COACHES WITH THE MOST WINS WITH ONE TEAM

Coach	Team	W	L	T
George Halas	Chicago	318	148	31
Don Shula	Miami	257	133	2
Tom Landry	Dallas	250	162	6
<b>Bill Belichick</b>	<b>Patriots</b>	<b>214</b>	<b>74</b>	<b>0</b>
Curly Lambeau	Green Bay	209	104	21
Chuck Noll	Pittsburgh	193	148	1

### BETTER THAN AVERAGE

Belichick has led the Patriots to 17 straight seasons with a winning record (2001-2017), second all-time behind Tom Landry (1966-85), whose Dallas Cowboys accomplished the feat 20 times from 1966-85.

#### MOST CONSECUTIVE SEASONS WITH A WINNING RECORD

Head Coach	Team	Years
Tom Landry	Dallas	20 - 1966-1985
<b>Bill Belichick</b>	<b>New England</b>	<b>17 - 2001-2017</b>
Curly Lambeau	Green Bay	14 - 1934-1947
Curly Lambeau	Green Bay	12 - 1921-1932
George Halas	Chicago	10 - 1933-1942
John Madden	Oakland	10 - 1969-1978

### CAREER MILESTONE

Belichick is just the sixth NFL head coach to reach 200 career regular-season victories and his 250 regular-season wins are tied with Tom Landry for the third-most regular season wins all-time.

#### MOST REGULAR-SEASON WINS, NFL HEAD COACHES

Head Coach	Teams	W	L	T
Don Shula	Colts/Dolphins	328	156	6
George Halas	Bears	318	148	6
<b>Bill Belichick</b>	<b>Browns/Patriots</b>	<b>250</b>	<b>118</b>	<b>0</b>
Tom Landry	Cowboys	250	162	6
Curly Lambeau	Packers/Cardinals/Redskins	226	132	22

### DIVISIONAL SUCCESS

#### HEAD COACHES WITH THE HIGHEST WINNING PERCENTAGE AGAINST DIVISION OPPONENTS (Since 1970 - Minimum 60 Games)

Head Coach	Teams	W	L	T	Win Pct.
Mike McCarthy	Green Bay	50	21	1	.701
George Allen	LA Rams/Washington	42	18	2	.700
Bud Grant	Minnesota	69	31	1	.688
Tom Landry	Dallas	101	46	0	.687
<b>Bill Belichick</b>	<b>Cleveland/New England</b>	<b>99</b>	<b>51</b>	<b>0</b>	<b>.666</b>
Marty Schottenheimer	CLE/KC/SD/WAS	95	51	0	.651

#### THE HEAD COACHES WITH THE MOST WINS AGAINST DIVISION OPPONENTS SINCE 1970

Head Coach	Teams	Wins vs. Div. Opponents
Don Shula	Miami	132
Tom Landry	Dallas	101
<b>Bill Belichick</b>	<b>CLE/NE</b>	<b>99</b>
Dan Reeves	DEN/NYG/ATL	95
Marty Schottenheimer	CLE/KC/SD/WAS	95


### 500+ FOR 3 STRAIGHT YEARS

Belichick is the first head coach in NFL history to lead a team to three straight 500-point seasons (2010-12) and four overall (2007-589, 2010-518, 2011-513 and 2012-557). St. Louis is the only other team to have done it three times (1999-526, 2000-540, 2001-503).



# TOM BRADY

## NEWS & NOTES



### CAREER NOTES

Tom Brady has quarterbacked the Patriots to victories in 196 of his 251 career regular-season starts, compiling a .781 winning percentage and giving him the best record of any quarterback in the Super Bowl era (since 1966). Brady's 155 career wins in his first 200 starts are the most in NFL history. Peyton Manning is second with 136 wins in his first 200 career starts.



### RECORDING SUCCESS

#### TOP WINNING PERCENTAGE IN SUPER BOWL ERA (Since 1966, Minimum 50 Starts, Regular Season Only)

Player	Team(s)	Years	W	L	T	Pct.
1. Tom Brady	NE	2000-17	196	55	0	.781
2. Roger Staubach	DAL	1969-79	85	29	0	.746
3. Joe Montana	SF/KC	1979-94	117	47	0	.713

#### ACTIVE QUARTERBACKS WINNING PERCENTAGE

Minimum 32 Starts (two full seasons), Regular Season Only

Quarterback	Team(s)	W	L	T	Pct.
1. Tom Brady	NE	196	55	0	.781
2. Russell Wilson	SEA	65	30	1	.682
3. Ben Roethlisberger	PIT	135	63	0	.682
4. Aaron Rodgers	GB	94	48	0	.662
5. Andrew Luck	IND	43	27	0	.614
6. Matt Ryan	ATL	95	63	0	.601
7. Joe Flacco	BAL	92	62	0	.597
8. Andy Dalton	CIN	63	44	2	.587
9. Alex Smith	SF/KC	88	62	1	.586
10. Cam Newton	CAR	62	45	1	.579

#### 12 AFC CHAMPIONSHIP GAME APPEARANCES

The Patriots have reached 12 conference championship games in the Tom Brady - Bill Belichick era (since 2001 with Brady starting at QB). The Patriots have made 12 title games in the 16 seasons with Brady as the starter.

### WHAT TO LOOK FOR IN 2018

- ★ If Brady reaches 30 or more touchdowns passes in 2018, he will become just the fourth player in NFL history with 30 or more touchdown passes in eight seasons, joining Brett Favre (9), Peyton Manning (9) and Drew Brees (9).
- ★ Brady is tied with Peyton Manning, Drew Brees and Aaron Rodgers with four seasons with 35 or more touchdowns and needs to reach 35 touchdowns in 2018 for his fifth season with 35 or more touchdowns, for the most in NFL history.
- ★ Brady has passed for 4,000 yards nine times in his career and if he reaches 4,000 yards in 2018, he will be the third player to reach ten seasons with 4,000 yards, joining Peyton Manning (14) and Drew Brees (12).
- ★ Brady led the NFL with 36 touchdowns passes in 2015, his fourth time leading the NFL in passing touchdowns. He tied Drew Brees, Len Dawson, Brett Favre, Peyton Manning, Johnny Unitas and Steve Young for most seasons leading the NFL in touchdown passes.
- ★ Brady has 223 career victories (regular season and postseason) and needs three wins in 2018 to move past Adam Vinatieri (225) for the most wins all-time by an NFL player.
- ★ Brady enters 2018 with 13 regular-season wins at age 40 or older, tied with Brett Favre for the NFL record.
- ★ Brady enters the 2018 season with 559 touchdowns overall (488 in the regular season and 71 in the postseason) and needs 21 touchdown passes in 2018 to move past Peyton Manning to become the all-time leader in touchdown passes.
- ★ Brady has thrown touchdowns to 68 different players in his career, two behind Vinny Testaverde's NFL-record 70 different TD targets.
- ★ Brady enters the 2018 season tied with Drew Brees for third all-time with 488 regular season touchdowns and needs 12 touchdowns to become the third player to reach 500 touchdowns. He would join (Peyton Manning-539) and (Brett Favre-508).

### WHAT TO LOOK FOR IN 2018

- ★ Brady enters the 2018 season with 66,159 career passing yards. He needs 3,841 yards this season to become the fourth QB in NFL history with 70,000 career passing yards.
- ★ Brady has 82 300-yard games and needs eight more to become the third NFL player with 90 300-yard games, joining Drew Brees (109) and Peyton Manning (93).
- ★ Brady is tied with seven other NFL players with two games with six or more touchdowns and needs one 6-TD game to tie Peyton Manning, who had three games with six or more touchdowns.
- ★ Tom Brady has won 30 Player of the Week awards to set the NFL record for the most Player of the Week honors, and he also leads with 10 Player of the Month honors.
- ★ Brady leads the NFL with 55 career games with three touchdown passes and no interceptions.
- ★ Brady has started 251 regular season games at quarterback. If he starts all 16 games in 2018 he will move past Peyton Manning (265) and be second all-time with 267 starts, behind Brett Favre (298).
- ★ Brady has played in 253 regular season games entering the 2018 season, which is fifth all-time among NFL quarterbacks. If he plays in all 16 games in 2018 he will move into third place all-time with 269 games played among NFL quarterbacks, behind George Blanda (340) and Brett Favre (302).
- ★ Brady is entering his 19th season in 2018 with the Patriots. He joins Jim Marshall (19-Minnesota), Bruce Matthews (19-Houston/Tennessee), Darrell Green (20-Washington), Jackie Slater (20-LA Rams) and Jason Hanson (21-Detroit) as the only players with at least 19 seasons played with one NFL team.
- ★ Brady (13) needs one more Pro Bowl berth to join Tony Gonzalez (14), Peyton Manning (14), Bruce Matthews (14) and Merlin Olsen (14) as the only NFL players with at least 14 Pro Bowl berths.





# TOM BRADY

## NEWS & NOTES

### ALL-TIME WINS LEADER

#### MOST CAREER WINS BY A STARTING NFL QUARTERBACK (Including Playoffs)

Quarterback	Teams	Wins
<b>Tom Brady</b>	<b>NE</b>	<b>.223 (196 reg. season/27 postseason)</b>
Peyton Manning	IND/DEN	200 (186 reg. season/14 postseason)
Brett Favre	ATL/GB/NYJ/MIN	199 (186 reg. season/13 postseason)
John Elway	DEN	162 (148 reg. season/14 postseason)

#### MOST GAMES OVER .500 (Including Playoffs)

Quarterback	Games Over .500	W	L	T
<b>Tom Brady</b>	<b>158</b>	<b>223</b>	<b>65</b>	<b>0</b>
Peyton Manning	108	200	92	0

### NEARING OVERALL WINS MARK

Brady's 223 career wins are an NFL record by a quarterback and second all-time behind Adam Vinatieri.

#### MOST WINS BY AN NFL PLAYER (Including Playoffs)

Player	Wins
Adam Vinatieri	225
<b>Tom Brady</b>	<b>223</b>
George Blanda	218
Jerry Rice	211
Gary Anderson	210
Peyton Manning	201
Brett Favre	201
Morten Andersen	194

### PILING UP THE WINS

#### MOST REGULAR SEASON WINS BY A QB IN NFL HISTORY (Regular Season Only)

Name	W	L	T	PCT.
<b>Tom Brady</b>	<b>196</b>	<b>55</b>	<b>0</b>	<b>.781</b>
Brett Favre	186	112	0	.624
Peyton Manning	186	79	0	.702
John Elway	148	82	1	.643
Dan Marino	147	93	0	.613
Drew Brees	142	106	0	.573
Ben Roethlisberger	135	63	0	.682
Fran Tarkenton	124	109	6	.531
Johnny Unitas	119	64	4	.647
Joe Montana	117	47	0	.713

### MVP AWARDS

Brady was named the 2017 MVP for the third time in his career. He is one of four NFL players to win the honor at least three times.

#### MOST NFL MVP AWARDS

MVP Awards	Player	Years
5	Peyton Manning	2003, 04, 08, 09, 13
<b>3</b>	<b>Tom Brady</b>	<b>2007, 10, 17</b>
3	Jim Brown	1957, 58, 65
3	Brett Favre	1995, 96, 97
3	Johnny Unitas	1959, 64, 67

### NFL FRANCHISE WINS LEADER

Brady has 196 career regular season wins with the Patriots, the most by a starting quarterback with one team. Brady set the record with his 161st win in his 208th game, breaking Brett Favre's record of 160 wins with the Packers (253 starts).

#### MOST WINS AS A STARTING QB FOR ONE TEAM

Player	Wins	Team
<b>Tom Brady</b>	<b>196</b>	<b>New England</b>
Brett Favre	160	Green Bay
John Elway	148	Denver
Dan Marino	147	Miami
Peyton Manning	141	Indianapolis

### RECORD TITLE HOLDER

Tom Brady extended his NFL record with a 15th division championship in 2017.

Quarterback	Division Titles
<b>Tom Brady</b>	<b>15</b>
Peyton Manning	12
Joe Montana	9

### BRADY'S COMEBACKS

Brady has engineered 54 career game-winning performances to lead his team to a victory from a fourth quarter deficit or tie.

DATE	OPP.	SCORE	TIME REMAINING				PASSING STATISTICS			
			IN REG.	ATT	CMP	YDS	TD	INT	FINAL	
01/21/18	JAC#	10-20	14:52	14	9	138	2	0	24-20	
12/17/17	at. PIT	16-24	15:00	8	4	75	0	0	27-24	
09/24/17	HOU	28-33	2:24	7	5	93	1	0	36-33	
02/05/17	ATL**	9-28	15:00	27	21	246	1	0	[ot] 34-28	
11/27/16	at. NYJ	13-17	10:17	15	10	132	1	0	22-17	
11/15/15	at. NYG	17-23	15:00	18	11	193	1	1	27-26	
10/25/15	NYJ	16-17	15:00	17	14	150	2	0	30-23	
02/01/15	SEA**	14-24	15:00	15	13	124	2	0	28-24	
01/10/15	BAL*	28-28	15:00	8	9	72	1	0	35-31	
12/21/14	at. NYJ	10-13	15:00	6	3	26	0	1	17-13	
12/07/14	at. SD	13-14	15:00	8	7	112	1	0	23-14	
12/08/13	CLE	3-19	15:00	20	16	142	2	0	27-26	
12/01/13	at. HOU	21-24	15:00	12	8	87	0	0	34-31	
11/24/13	DEN	21-24	15:00	19	12	100	1	0	[ot] 34-31	
10/13/13	NO	23-27	1:13	5	7	70	1	0	30-27	
09/08/13	at. BUF	20-21	4:31	7	7	36	0	0	23-21	
10/21/12	NYJ	23-26	1:37	9	13	95	0	0	[ot] 29-26	
09/30/12	at. BUF	21-21	15:00	7	4	78	2	0	52-28	
01/22/12	BAL#	16-20	15:00	6	3	20	0	1	23-20	
12/24/11	MIA	17-17	15:00	11	8	120	0	0	27-24	
10/16/11	DAL	13-16	5:13	9	11	87	1	0	20-16	
12/19/10	GB	21-27	13:49	6	5	82	1	0	31-27	
11/25/10	at. DET	24-24	15:00	5	5	86	2	0	45-24	
10/17/10	BAL	10-20	14:53	24	16	156	1	1	[ot] 23-20	
09/14/09	BUF	13-24	5:32	13	11	112	2	0	25-24	
12/29/07	at. NYG	23-28	15:00	12	8	130	1	0	38-35	
12/03/07	at. BAL	17-24	14:25	17	7	113	1	0	27-24	
11/25/07	PHI	24-28	15:00	16	11	109	0	0	31-28	
11/04/07	at. IND	10-20	9:42	10	8	144	2	0	24-20	
01/14/07	at. SD*	13-21	8:35	14	9	122	1	1	24-21	
12/03/06	DET	13-21	13:07	15	14	101	0	0	28-21	
11/26/06	CHI	10-10	14:46	7	6	98	1	0	17-13	
09/10/06	BUF	14-17	15:00	6	3	58	0	1	19-17	
11/13/05	at. MIA	15-16	2:53	2	2	76	1	0	23-16	
10/30/05	BUF	7-16	10:07	4	4	69	0	0	21-16	
10/09/05	at. ATL	28-28	3:52	2	2	17	0	0	31-28	
09/25/05	at. PIT	10-13	14:19	12	12	167	0	0	23-20	
02/06/05	PHI**	14-14	15:00	4	2	33	0	0	24-21	
10/03/04	at. BUF	17-17	15:00	4	2	8	1	0	31-17	
02/01/04	CAR**	29-29	1:08	5	4	47	0	0	32-29	
01/10/04	TEN*	14-14	15:00	11	6	27	0	0	17-14	
11/30/03	at. IND	31-31	10:21	6	3	31	1	0	38-34	
11/23/03	at. HOU	13-20	3:11	14	10	133	1	0	[ot] 23-20	
11/03/03	at. DEN	23-26	2:51	4	5	58	1	0	30-26	
10/19/03	at. MIA	13-13	15:00	10	7	147	1	0	[ot] 19-13	
10/05/03	TEN	24-27	4:40	1	1	15	0	0	38-30	
12/29/02	MIA	13-24	4:59	13	8	69	1	0	[ot] 27-24	
11/10/02	at. CHI	19-30	5:16	14	9	116	2	0	33-30	
09/22/02	KC	38-38	0:00	5	4	46	0	0	[ot] 41-38	
02/03/02	STL**	17-17	1:21	8	5	53	0	0	20-17	
01/19/02	OAK*	3-13	15:00	27	20	138	0	0	[ot] 16-13	
12/16/01	at. BUF	6-9	5:57	13	9	116	0	0	[ot] 12-9	
12/02/01	at. NYJ	14-16	15:00	7	6	56	0	0	17-16	
10/14/01	SD	16-26	8:48	18	13	130	1	0	[ot] 29-26	

^Statistics are from the time noted until the end of the game \* Divisional Playoffs \*\* Super Bowl #AFC Championship



# TOM BRADY

## NEWS & NOTES

### 42 GAME-WINNING DRIVES

Brady has 42 game-winning drives in the fourth quarter or overtime in the regular season.

#### MOST GAME WINNING DRIVES IN THE FOURTH QUARTER OR OVERTIME (Regular Season Since 1970)

Player	Team(s)	4th Qtr Game-Winning Drives
1. Peyton Manning	IND/DEN	54
2. Dan Marino	Miami	47
3. Brett Favre	GB/NYJ/MIN	43
<b>4. Tom Brady</b>	<b>New England</b>	<b>42</b>
5. Drew Brees	SD/NO	41
6. John Elway	Denver	40
7. Warren Moon	HOU/MIN/SEA/KC	35

### COMEBACK KID

#### MOST WINS BY A QB AFTER TRAILING BY 10+ POINTS - SINCE 2000 (Including Playoffs)

Player	Wins
<b>Tom Brady</b>	<b>31</b>
Peyton Manning	26
Eli Manning	20
Ben Roethlisberger	18
Drew Brees	18

### DIVISION TITLE MARK

Brady extended his NFL record by leading the Patriots to their ninth straight division title in 2017.

#### MOST CONSECUTIVE DIVISION TITLES BY A STARTING QB

Player	Team	Consecutive Division Titles
<b>Tom Brady</b>	<b>Patriots</b>	<b>9 (2009-2017)</b>
Terry Bradshaw	Steelers	6 (1974-1979)
Fran Tarkenton	Vikings	6 (1973-1978)

#### NFL RECORD FOR MOST DIVISION TITLES

Player	Division Titles
<b>Tom Brady</b>	<b>15</b>
Peyton Manning	12
Joe Montana	9
Brett Favre	8
Terry Bradshaw	7
John Elway	7

### A WINNING COMPARISON

Tom Brady has won 27 postseason games. Only five NFL franchises have won more playoff games than Brady: Pittsburgh (36), New England, Dallas and Green Bay (34) and San Francisco (30).

Additionally, Tom Brady and Bill Belichick have more playoff wins (27) than the Browns, Cardinals and Lions (25) in their combined seasons of existence.

### RECORD AS A STARTER

	REG. SEASON	PLAYOFFS	TOTAL
Overall	196-55	27-10	223-65
Home:	107-18	19-4	126-22
Road:	89-37	8-6*	97-43
<b>By Yardage Total</b>			
Less than 200:	37-16	4-1	41-17
200-299:	91-25	13-5	103-30
300 or more:	68-14	10-4	78-18
<b>Other Records</b>			
On Artificial Turf:	123-19	16-6	139-25
Temp Below 40:	40-6	14-2	54-8
Thanksgiving or later:	74-18	27-10	101-28
Leading at Halftime:	152-17	18-4	170-21
Leading after 3 Qtrs:	164-10	17-3	181-13
Overtime:	9-4	2-0	11-4
Passer rating >100.0:	111-7	14-1	125-8

\*Includes eight Super Bowls at neutral sites

### LATE GAME WINNER

Brady now has eight career games in which he threw a game-winning touchdown pass in the final minute of the game to turn a Patriots deficit into a Patriots win.

#### 11/10/02 at Chicago\* W 33-30

The Patriots trailed 30-25 when Brady threw a 20-yard touchdown to David Patten with 21 seconds left to give the Patriots a 33-30 win.

\*Champaign, Ill.

#### 11/3/03 at Denver W 30-26

The Patriots trailed 26-23 when Brady threw an 18-yard touchdown to David Givens with 30 seconds left to give the Patriots a 30-26 win.

#### 12/3/07 at Baltimore W 27-24

The Patriots trailed 24-20 when Brady threw an 8-yard touchdown to Jabar Gaffney with 44 seconds left to give the Patriots a 27-24 win.

#### 9/14/09 vs. Buffalo W 25-24

The Patriots trailed 24-19 when Brady threw a 16-yard touchdown to Ben Watson with 50 seconds left to give the Patriots a 25-24 win.

#### 10/16/11 vs. Dallas W 20-16

The Patriots trailed 16-13 when Brady threw an 8-yard touchdown pass to Aaron Hernandez with 22 seconds left to give the Patriots a 20-16 win.

#### 10/13/13 vs. New Orleans W 30-27

The Patriots trailed 27-23 when Brady threw a 17-yard touchdown pass to Kenbrell Thompkins with five seconds left to give the Patriots a 30-27 win.

#### 12/08/13 vs. Cleveland W 27-26

The Patriots trailed 26-21 when Brady threw a 1-yard touchdown pass to Danny Amendola with 31 seconds left to give the Patriots a 27-26 win.

#### 09/24/17 vs. Houston W 36-33

The Patriots trailed 33-28 with 2:24 to play when Brady threw a 25-yard touchdown pass to WR Brandin Cooks with 23 seconds to play to give the Patriots the lead and then added a two-point play to Cooks for a 36-33 victory.

### A WINNING COMPARISON

Tom Brady's career record is sterling no matter which division or conference foe he is facing.

Record vs. AFC East:	75-19
Record vs. rest of AFC:	73-22
Record vs. NFC:	49-14

### WINNINGEST COACH/QB TANDEM

Bill Belichick and Tom Brady have the best winning percentage and most wins for a head coach/starting quarterback tandem since the 1970 merger.

#### WINNINGEST COACH/QB TANDEM SINCE 1970

(Regular Season Only - By Winning Percentage)

#### Quarterback/Head Coach Team W L T Pct.

**Tom Brady/Bill Belichick NE 196 55 0 .781**

Peyton Manning/Tony Dungy IND 85 27 0 .759

Ken Stabler/John Madden OAK 60 19 1 .756

#### WINNINGEST COACH/QB TANDEM SINCE 1970

(Regular Season Only - By Victories)

#### Quarterback/Head Coach Team W L T Pct.

**Tom Brady/Bill Belichick NE 196 55 0 .781**

Dan Marino/Don Shula MIA 116 68 0 .630

Terry Bradshaw/Chuck Noll PIT 107 51 0 .677

### MOST WINS IN 200 STARTS

Brady had 155 career regular-season wins in his first 200 regular season starts (.775 win pct.). Peyton Manning is second with 136 victories in his first 200 starts.

#### MOST WINS BY A STARTING QB THROUGH 200 STARTS

#### Quarterback Wins Through 200 Starts

**Tom Brady 155**

Peyton Manning 136

Dan Marino 125

John Elway 124





# TOM BRADY

## NEWS & NOTES

### NO PLACE LIKE HOME

Brady made his 100th career home start against Chicago on Oct. 26, 2014. The win over Chicago gave Brady an 87-13 home record in his first 100 home starts, the best in NFL history since the merger for a quarterback with at least 50 starts. He owns the best regular-season and overall record at home for a quarterback in NFL history.

#### BEST HOME REGULAR SEASON STARTING RECORDS (Minimum 40 Starts)

Player	W	L	PCT.
<b>Tom Brady</b> . . . . .	<b>107</b>	<b>18</b>	<b>.(856)</b>
Terry Bradshaw . . . . .	67	12	.(848)
Roger Staubach . . . . .	49	10	.(831)
John Elway . . . . .	95	23	.(805)
Aaron Rodgers . . . . .	56	14	.(800)
Joe Flacco . . . . .	58	19	.(753)

#### BEST HOME STARTING RECORDS (Including Playoffs)

PLAYER	TEAM(S)	W	L	T	PCT.
<b>Tom Brady</b> . . . . .	<b>NE</b>	<b>126</b>	<b>21</b>	<b>0</b>	<b>.857</b>
Terry Bradshaw . . . . .	PIT	75	14	0	.843
John Elway . . . . .	DEN	104	25	0	.806

#### BEST HOME REGULAR-SEASON RECORD IN FIRST 100 STARTS

Player	W	L	PCT.
<b>Tom Brady</b> . . . . .	<b>87</b>	<b>13</b>	<b>.(870)</b>
Brett Favre . . . . .	82	18	.(820)
John Elway . . . . .	77	23	.(770)
Peyton Manning . . . . .	74	26	.(740)

### HOME FIELD ADVANTAGE I

Brady won his 100th regular season at Gillette Stadium on Dec. 24, 2017, when the Patriots beat Buffalo, 37-16. He is the only NFL quarterback with 100 wins in a stadium. He now has 101 wins at Gillette Stadium. John Elway is next with 95 wins at Mile High stadium.

### HOME FIELD ADVANTAGE II

Brady is 70-8 overall at home in the regular season since 2007. That is more wins than five teams have (home and away) combined during that span.

Team	Wins Since 2007
Tampa Bay . . . . .	68
Oakland . . . . .	66
Jacksonville . . . . .	63
Los Angeles Rams . . . . .	57
Cleveland . . . . .	48

### HOME COOKIN'

The quarterbacks with the most regular season touchdown passes at a single stadium in NFL history:

Player	Team	Stadium	TD Passes
Drew Brees . . . . .	New Orleans	Mercedes-Benz Superdome	231
<b>Tom Brady</b> . . . . .	<b>New England</b>	<b>Gillette Stadium</b>	<b>229</b>
Brett Favre . . . . .	GB/MIN	Lambeau Field	214

### ROAD WINNER

The win over Denver on Nov. 12, 2017 was Brady's 86th road victory, breaking a tie with Peyton Manning (85) for the most in NFL history. Brady now has 89 road wins, including a 7-1 road record in 2017.

### UNDEFEATED AGAINST 7

Brady is undefeated against seven teams - Atlanta (5-0), Chicago (4-0), Dallas (4-0), Detroit (4-0), Jacksonville (5-0), Minnesota (4-0) and Tampa Bay (4-0). Brady is most successful against Buffalo, with a 28-3 career record and the non-divisional team he has beaten the most is Indianapolis (10-3).

### BRADY BEATS BUFFALO

Brady owns a 28-3 record against the Buffalo Bills. Brady's 28 wins are most ever by a quarterback against a single team.

#### MOST WINS BY A STARTING QUARTERBACK AGAINST AN OPPONENT (Regular Season Only)

Player	Wins
<b>Tom Brady</b> . . . . .	<b>28 wins against Buffalo</b>
Brett Favre . . . . .	26 wins against Detroit
<b>Tom Brady</b> . . . . .	<b>25 wins against New York Jets</b>
Brett Favre . . . . .	23 wins against Chicago
Dan Marino . . . . .	22 wins against Indianapolis

### ONE OF FOUR WITH 500 TOTAL TDS

Brady is second in NFL history in all-time touchdown passes (regular season and playoffs) and ranks first for most touchdowns with one team.

#### ALL-TIME TOUCHDOWN PASS LEADERS (Including Playoffs)

Player	Years	Team(s)	Total TD	Reg. Season	Playoffs
Peyton Manning . . . . .	1998-2015	IND/DEN	579	539	40
<b>Tom Brady</b> . . . . .	<b>2000-Present</b>	<b>NE</b>	<b>559</b>	<b>488</b>	<b>71</b>
Brett Favre . . . . .	1991-2010	ATL/GB/NYJ/MIN	552	508	44
Drew Brees . . . . .	2001-present	SD/NO	517	488	29
Dan Marino . . . . .	1983-1999	MIA	452	420	32
Ben Roethlisberger . . . . .	2004-present	PIT	359	329	30
Eli Manning . . . . .	2004-present	NYG	357	339	18
Fran Tarkenton . . . . .	1961-1978	MIN/NYG	353	342	11
Philip Rivers . . . . .	2004-present	LA Chargers	353	342	11
Aaron Rodgers 2005-present . . . . .	GB		349	313	36

#### MOST TOUCHDOWN PASSES WITH ONE TEAM (Including Playoffs)

Player	Years	Team(s)	Total TD	Reg. Season	Playoffs
<b>Tom Brady</b> . . . . .	<b>2000-Present</b>	<b>NE</b>	<b>559</b>	<b>488</b>	<b>71</b>
Brett Favre . . . . .	1992-2007	GB	481	442	39
Dan Marino . . . . .	1983-1999	MIA	452	420	32
Drew Brees . . . . .	2006-present	NO	435	408	27
Peyton Manning . . . . .	1998-2010	IND	428	399	29

### NEARING 500-TD CLUB

Tom Brady is tied for third in NFL history with 488 career touchdown passes.

#### MOST CAREER TOUCHDOWN PASSES (Regular Season Only) Active Players in Bold

Player	Touchdowns
Peyton Manning . . . . .	539
Brett Favre . . . . .	508
<b>Tom Brady</b> . . . . .	<b>488</b>
<b>Drew Brees</b> . . . . .	<b>488</b>
Dan Marino . . . . .	420



## 65,000 YARDS

Tom Brady (66,159) became the fourth NFL player to reach 65,000 passing yards and is fourth all-time on the NFL's passing list. He reached 65,000 passing yards in the win at Buffalo on Dec. 3, 2017

Player	Passing Yards
1. Peyton Manning . . . . .	71,940
2. Brett Favre . . . . .	71,838
3. Drew Brees . . . . .	70,445
<b>4. Tom Brady</b> . . . . .	<b>66,159</b>
5. Dan Marino . . . . .	61,361
6. Eli Manning . . . . .	51,682
7. John Elway . . . . .	51,475
8. Ben Roethlisberger . . . . .	51,065
9. Philip Rivers . . . . .	50,348
10. Warren Moon . . . . .	49,325



# TOM BRADY

## NEWS & NOTES

### THIRD IN TOTAL YARDS

Brady sits third all-time in NFL history with a combination of passing yards in regular season and postseason as well as regular-season rushing yards and playoff rushing yards as well as receiving yards.

#### NFL ALL-TIME LEADERS FOR TOTAL YARDS (Including Playoffs)

Player	Total Yards
Peyton Manning	79,978
Brett Favre	79,602
<b>Tom Brady</b>	<b>77,552</b>
Drew Brees	75,505
Dan Marino	65,953

### THIRD-BEST QB RATING

Brady owns the third-highest QB rating in NFL history

Player	Years	Team	Rating
Aaron Rodgers	2005-17	Green Bay	103.8
Russell Wilson	2012-17	Seattle	98.8
<b>Tom Brady</b>	<b>2000-17</b>	<b>New England</b>	<b>97.6</b>
Tony Romo	2004-16	Dallas	97.1
Steve Young	1985-99	TB/SF	96.8
Drew Brees	2001-17	SD/NO	96.7
Peyton Manning	1998-15	IND/DEN	96.5
Kirk Cousin	2012-17	Washington	94.8

### BRADY 300-YARD GAMES

Brady has 82 NFL games with 300 or more yards passing and the Patriots are 68-14 in those games. He is one of three players with at least 80 300-yard games.

#### NFL QUARTERBACK 300-YARD GAMES (\* Active)

Player	300-Yard Games
Drew Brees*	109
Peyton Manning	93
<b>Tom Brady*</b>	<b>82</b>
Dan Marino	63
Brett Favre	62
Philip Rivers*	57

Brady had a career-best 11 300-yard games in the 2011 season, tied for third in NFL history behind Drew Brees (13 in 2011) and Peyton Manning (12 in 2013).

### 5,000 COMPLETIONS

Brady has the fourth-most completions by an NFL quarterback.

#### MOST PASS COMPLETIONS IN NFL HISTORY

Brett Favre	6,300
Drew Brees	6,200
Peyton Manning	6,125
<b>Tom Brady</b>	<b>5,629</b>
Dan Marino	4,967

### FOUR 35-TD SEASONS

Brady, who led the NFL in 2015 with 36 touchdowns, is one of four NFL quarterbacks with at least 35 touchdown passes in four different seasons.

#### QBS WITH THE MOST 35+ PASSING TOUCHDOWNS IN NFL HISTORY

Player	35+ TD Seasons
<b>Tom Brady</b>	<b>4 (50-2007, 36-2010, 39-2011, 36-2015)</b>
Peyton Manning	4 (49-2004, 37-2012, 55-2013, 39-2014)
Drew Brees	4 (46-2011, 43-2012, 39-2013, 37-2016)
Aaron Rodgers	4 (45-2011, 39-2012, 38-2014, 40-2016)
Brett Favre	3 (38-1995, 39-1996, 35-1997)

### SEVEN 30-TD SEASONS

Brady has seven 30-touchdown seasons overall. The only other Patriots quarterback to have a 30-touchdown season was Vito "Babe" Parilli in 1964 when he led the AFL with 31. Brady is one of four quarterbacks in NFL history to have 30 or more touchdown passes in at least seven seasons and one of six quarterbacks in NFL history with three or more straight seasons with 30 or more touchdowns.

#### MOST SEASONS WITH 30-PLUS TOUCHDOWN PASSES

Brett Favre	9
Peyton Manning	9
Drew Brees	9
<b>TOM BRADY</b>	<b>7</b>
Aaron Rodgers	6
Philip Rivers	5
Dan Marino	4
Tony Romo	4
Eli Manning	3
Kurt Warner	3

#### CONSECUTIVE 30 TOUCHDOWN SEASONS

Drew Brees	9 (2008-2016)
Brett Favre	5 (1994-98)
Peyton Manning	5 (2009-10, 12-14)
<b>TOM BRADY</b>	<b>3 (2010-2012)</b>
Dan Marino	3 (1984-86)
Aaron Rodgers	3 (2014-2016)

### ECLIPSING 3K

Brady reached 3,000 passing yards in 2017 for the 15th time.

#### MOST 3,000-YARD SEASONS

18	Brett Favre
16	Peyton Manning
<b>15</b>	<b>Tom Brady</b>
15	Drew Brees
13	Dan Marino
13	Eli Manning

### 4,000-YARD SEASONS

Brady (4,577) reached 4,000 yards in 2017 for the ninth time in his career.

#### ALL-TIME 4,000 YARD PASSING SEASONS

14	Peyton Manning
12	Drew Brees
<b>9</b>	<b>Tom Brady</b>
9	Philip Rivers
7	Matthew Stafford
7	Matt Ryan
6	Dan Marino
6	Brett Favre
6	Aaron Rodgers
6	Carson Palmer, Eli Manning

#### PATRIOTS TOP PASSING YARDS/SEASON

Yards	Player	Year
5,235	Tom Brady	2011
4,827	Tom Brady	2012
4,806	Tom Brady	2007
4,770	Tom Brady	2015
<b>4,577</b>	<b>Tom Brady</b>	<b>2017</b>
4,555	Drew Bledsoe	1994
4,398	Tom Brady	2009
4,343	Tom Brady	2013
4,110	Tom Brady	2005
4,109	Tom Brady	2014
4,086	Drew Bledsoe	1996

### A GOOD RATIO

Brady ranks first in touchdown-to-interception ratio among quarterbacks with 400 career TD passes. He ranks second in TD-to-INT ratio overall, behind only Aaron Rodgers (4.01).

#### BRADY TOPS 400 CLUB IN TD/INT RATIO

NFL All-Time Rank in Parentheses

Player	Touchdowns	Interceptions	Ratio
<b>Tom Brady</b>	<b>488 (3t)</b>	<b>160 (53t)</b>	<b>3.05 (2)</b>
Peyton Manning	539 (1)	251 (9)	2.15 (7)
Drew Brees	488 (3t)	228 (14t)	2.14 (8)
Dan Marino	420 (5)	252 (8)	1.67 (26)
Brett Favre	508 (2)	336 (1)	1.51 (35)



# TOM BRADY

## NEWS & NOTES

### ELITE COMPANY

Brady (251 starts in the regular season and 37 postseason starts) and Pro Football Hall of Famer Jerry Rice (284 regular season starts and 29 postseason starts) are the only NFL players with at least 200 regular-season starts and at least 25 postseason starts.

### MOST STARTS UNDER ONE HC

Brady made his 185th career start at Carolina on Nov. 18, 2013, all under Bill Belichick. It is the most starts by a quarterback under one head coach in NFL history. Brady surpassed Dan Marino, who had 184 career starts under head coach Don Shula. Brady now has 251 career starts under Belichick.

### FRANCHISE LEADING PASSER

#### PATRIOTS ALL-TIME LEADING PASSERS

Player	Years	ATT	COMP	YDS
<b>Tom Brady</b>	<b>2000-17</b>	<b>8,805</b>	<b>5,629</b>	<b>66,159</b>
Drew Bledsoe	1993-01	4,518	2,544	29,657
Steve Grogan	1975-90	3,593	1,879	26,886

### MOST GAMES PLAYED

Brady passed Bruce Armstrong at Dallas (10/11/15) with his 213th game played in a Patriot uniform.

Player	Games Played
<b>Tom Brady</b>	<b>253</b>
Bruce Armstrong	212
Julius Adams	206

### 200-PLUS STARTS

Brady is one of 10 NFL quarterbacks with at least 200 career starts in the regular season.

#### MOST NFL STARTS BY AN NFL QUARTERBACK

Player	Starts
Brett Favre	298
Peyton Manning	265
<b>Tom Brady</b>	<b>251</b>
Drew Brees	248
Dan Marino	240
Fran Tarkenton	239
John Elway	231
Vinny Testaverde	214
Eli Manning	214
Warren Moon	203

### SECOND WITH 200 STARTS

Brady (251) is the second New England Patriots player to start in at least 200 games. Patriots Hall of Fame OL Bruce Armstrong started in 212 games during his career.

### PLAYER OF THE WEEK HONORS

Brady has earned an NFL-record 30 Player of the Week honors after winning the award in Week 2, 3 and 10 of the 2017 season. Brady has earned at least three awards in one season five times (2007, 09, 11, 12 and 17). Brady was named Offensive Player of the Month for November in 2017. It is his 10th Player of the Month award, the most in NFL history. Peyton Manning is second with eight.

#### CAREER PLAYER OF THE WEEK AWARDS

Player	Career	Team	POW Awards
<b>Tom Brady</b>	<b>2000-present</b>	<b>Patriots</b>	<b>30</b>
Peyton Manning	1998-2015	Colts/Broncos	27
Dan Marino	1983-1999	Dolphins	18
Brett Favre	1991-2010	Packers, Jets, Vikings	16
John Elway	1983-1998	Broncos	15

### BRADY AVG. 261.5

#### NFL PLAYERS TO AVG. 250 YARDS PER GAME

PLAYER	TEAM	YARDS/GAME
Drew Brees	SD/NO	282.9
Matthew Stafford	DET	278.0
Peyton Manning	IND/DEN	270.5
Matt Ryan	ATL	264.5
<b>Tom Brady</b>	<b>NE</b>	<b>261.5</b>
Kurt Warner	STL/ARI	260.8
Aaron Rodgers	GB	258.4
Philip Rivers	LA CHAR	256.9
Ben Roethlisberger	PIT	255.3
Carson Palmer	CIN/OAK/ARI	254.1
Dan Marino	MIA	253.6

### SIX TD PERFORMANCES

Brady has thrown six touchdowns in a game two times and is one of eight NFL players to have thrown at least six touchdowns in a game two times. Brady threw six touchdowns at Miami (10/21/07) and vs. Tennessee (10/18/09).

#### NFL PLAYERS WITH AT LEAST TWO 6+TD GAMES

Player	6+ TD Games
Peyton Manning	3 (Two 6 TD games and one 7 TD Game)
George Blanda	2 games with 7 touchdowns
Y.A. Tittle	2 (1 game with 7 and 1 with 6 TDs)
Drew Brees	2 (1 game with 7 and 1 with 6 TDs)
<b>Tom Brady</b>	<b>2 games with 6 touchdowns</b>
Charley Johnson	2 games with 6 touchdowns
Ben Roethlisberger	2 games with 6 touchdowns
Aaron Rodgers	2 games with 6 touchdowns

### MOST 5 TD PERFORMANCES

#### MOST CAREER GAMES WITH FIVE TOUCHDOWN PASSES

Player	5-TD Games
Drew Brees	10
Peyton Manning	9
<b>Tom Brady</b>	<b>6</b>
Dan Marino	6

### 28 CAREER 4-TD GAMES

Brady has thrown four or more touchdowns in 28 games - 22 four-TD games, four five-TD games and two six-TD games. The Patriots are 27-1 when Brady throws four or more TD passes. He has two 4-TD games in 2017.

#### MOST GAMES WITH 4+ TOUCHDOWN PASSES

Player	4+ TD Games
Peyton Manning	35
Drew Brees	31
<b>Tom Brady</b>	<b>28</b>
Brett Favre	23
Dan Marino	21
Aaron Rodgers	21

#### MOST GAMES WITH 4+ TDS AND NO INTERCEPTIONS

Player	Games
<b>Tom Brady</b>	<b>22</b>
Drew Brees	21
Peyton Manning	18
Aaron Rodgers	16
Brett Favre	12



# TOM BRADY

## NEWS & NOTES

### 300 YARDS, 4 TDS & 0 INTS

Brady had his 15th NFL game with 300 yards, four touchdowns and no interceptions vs. Houston (9/24/17), second in NFL history to the 18 such games by Drew Brees.

### 3 TD & 0 INTS

Brady had his 55th game with at least three touchdowns and no interceptions in the win at Oakland (11/19/17). The Patriots are 53-2 (.963) in such games.

Player	Games with 3+ TD Passes/0 INT
<b>Tom Brady</b>	<b>55</b>
Peyton Manning	51
Drew Brees	42
Aaron Rodgers	41
Brett Favre	36

### PASSING TO WIN

#### BEST NFL RECORDS FOR A QB WITH 50 OR MORE PASS ATTEMPTS (Including Playoffs)

Player	Record
<b>Tom Brady</b>	<b>19-9 (6-2 in postseason)</b>
Dan Marino	5-11
Drew Brees	4-15
Peyton Manning	4-13

### RECORD FOR ATTEMPTS BETWEEN INTS

Brady attempted 358 consecutive regular-season passes without an interception, a streak spanning from Oct. 17, 2010-Sept. 1, 2011. Brady eclipsed Bernie Kosar's record on Dec. 26, 2010 at Buffalo.

#### MOST CONSECUTIVE PASS ATTEMPTS WITHOUT AN INTERCEPTION

Att	Quarterback (Teams)	Seasons
<b>358</b>	<b>Tom Brady (Patriots)</b>	<b>2010-11</b>
312	Alex Smith (Kansas City)	2015
308	Bernie Kosar (Cleveland)	1990-91
305	Drew Brees (New Orleans)	2015-16
294	Bart Starr (Green Bay)	1964-65
292	Alex Smith (Kansas City)	2016-17
279	Jeff George (IND/ATL)	1993-94
277	Rich Gannon (Oakland)	2001
272	Matt Ryan (Atlanta)	2011-12

### 68 DIFFERENT TARGETS

Brady connected with TE Dwayne Allen on an 11-yard touchdown pass in the second quarter of the win over Denver (11/12/17). Brady has thrown a touchdown pass to 68 different players.

#### MOST TOUCHDOWN TARGETS BY AN NFL QUARTERBACK

Quarterback	TD Targets
Vinny Testaverde	70
<b>Tom Brady</b>	<b>68</b>
Steve DeBerg	62
Brett Favre	61

### 40 YEAR-OLD QBs

Brady joined just 12 other quarterbacks since the 1970 merger to start an NFL game past the age of 40. The oldest player to attempt a pass in a game was George Blanda at age 48 as a member of the Oakland Raiders in the final game of his career on Dec. 21, 1975. Blanda finished with one completion on three attempts for 11 yards. Brady is the fourth Patriots player to play at 40, joining Doug Flutie (43 in 2005), Vinny Testaverde (43 in 2006) and Junior Seau (40 in 2009).

#### 40 YEAR OLDS TO START AT QB SINCE 1970

Player	Age at Last Start	Date of Last Start
Steve DeBerg/ATL	44 years, 9 mos.	10/25/1998 at NYJ
Warren Moon/KC	44 years, 0 mos.	11/26/2000 at SD
Vinny Testaverde/CAR	44 years, 0 mos.	12/9/2007 at JAX
Doug Flutie/SD	42 years, 2 mos.	1/2/2005 vs. KC
Earl Morrall/MIA	41 years, 6 mos.	12/1/1975 vs. NE
Brett Favre/MIN	41 years, 2 mos.	12/20/2010 vs. CHI
<b>Tom Brady/NE</b>	<b>40 years, 6 mos.</b>	<b>02/04/18 vs. PHI</b>
Len Dawson/KC	40 years, 5 mos.	12/7/1975 vs. SD
Vince Evans/OAK	40 years, 5 mos.	12/3/1995 vs. KC
Johnny Unitas/SD	40 years, 5 mos.	10/7/1973 at PIT
Matt Hasselbeck/IND	40 years, 3 mos.	12/27/2015 at MIA
Sonny Jurgensen/WAS	40 years, 3 mos.	12/15/1974 vs. CHI
Brad Johnson/DAL	40 years, 1 mos.	11/2/2008 at NYG

\*In NFL history, 13 other QBs aged 40+ have started at least 1 game.

#### STARTING QUARTERBACKS AT AGE 40-OR-OLDER NFL HISTORY

Player	W-L	TD-INT	Rating
Brett Favre	13-12	36-25	90.2
<b>Tom Brady</b>	<b>13-3</b>	<b>32-8</b>	<b>102.8</b>
Warren Moon	11-14	37-25	80.4
Vinny Testaverde	8-17	24-32	72.3
Matt Hasselbeck	5-3	9-5	84.0
Doug Flutie	3-3	10-4	80.4
Sonny Jurgensen	3-1	11-5	94.5
Charlie Conerly	2-1	7-6	61.8
Earl Morrall	2-0	6-6	74.2
Len Dawson	1-4	5-4	90.0
Vince Evans	1-2	6-8	71.5
Brad Johnson	1-2	2-5	50.5
Johnny Unitas	1-3	3-7	40.0
Steve DeBerg	0-1	3-1	80.4

Brady led the Patriots to their ninth win of the season in the victory over Miami on Nov. 26, 2017, the most ever by a 40-year old quarterback in the Super Bowl era. Brett Favre in 2009 turned 40 on Oct. 10 and led the Vikings to eight wins in their 12-win season after turning 40. Brady threw four touchdowns to push his 2017 total to 26 touchdowns, the most in a single season by a 40-year old quarterback. He moved past Brett Favre (25 in 2009 after he turned 40 in October of that year with Minnesota) and Warren Moon (25 with Seattle in 1997).

Brady led the NFL with 4,577 yards passing in 2017 to become the oldest quarterback to lead the NFL. The previous oldest player to lead the league in passing was Fran Tarkenton with 3,468 yards in 1978 at age 38. Brady moved past Warren Moon (1997 with 3,678) for the most passing yards in a single season by a 40-year old quarterback.

#### MOST PASSING YARDS BY A PLAYER AT AGE 40

Player	Year	Yards
<b>Tom Brady</b>	<b>2017</b>	<b>4,577</b>
Warren Moon	1997	3,678
Vinny Testaverde	2004	3,532
Brett Favre	2009	3,365



# TOM BRADY

## NEWS & NOTES

### SIX STRAIGHT WITH NO PICKS

Brady ended a streak of six straight games without an interception at Tampa Bay (10/5/17). To that point he had thrown 264 straight passes without an interception.

### BRADY'S MOST CONSECUTIVE STARTS WITHOUT AN INT.

11 Tom Brady (10/24/10-01/02/11)\* (NFL Record)  
6 Tom Brady (12/18/16-10/05/17)

### BRADY'S CONSECUTIVE PASSES WITHOUT AN INTERCEPTION

358 (10/17/10-9/12/11) \*NFL Record  
264 (12/12/16-10/05/17)  
201 (10/14/12-12/02/12)  
196 (12/21/14-10/18/15)  
190 (09/16/12-10/14/12)

### THE BRADY SIX

Brady was the seventh quarterback selected in the 2000 NFL Draft

#### QUARTERBACKS TAKEN IN THE 2000 NFL DRAFT

Rd	Pick	Player	Taken By
1	18	Chad Pennington	NY Jets
3	65	Giovanni Carmazzi	San Francisco
3	75	Chris Redman	Baltimore
5	163	Tee Martin	Pittsburgh
6	168	Marc Bulger	New Orleans
6	183	Spergon Wynn	Cleveland
6	199	Tom Brady	New England

## BRADY SINGLE-SEASON NOTES

### BRADY HAS LOW INT PCT.

Brady threw just two interceptions in 432 pass attempts in 2016 for an interception PCT of 0.46, fourth best ever in a single season. Patriots backup QB Brian Hoyer set the NFL record in 2016 with Chicago by attempting 200 passes without an interception.

#### NFL INTERCEPTION PERCENTAGE (150 MIN ATTEMPTS)

Player (Team)	Year (Att-INT)	Int. Pct.
Brian Hoyer (CHI)	2016 (200-0)	0.00
Damon Huard (KC)	2006 (244-1)	0.41
Josh McCown (CHI)	2013 (224-1)	0.45
Tom Brady (NE)	2016 (432-2)	0.46
David Garrard (JAC)	2005 (168-1)	0.60
Nick Foles (PHI)	2013 (317-2)	0.63
Joe Ferguson (BUF)	1976 (151-1)	0.66
Sam Bradford (MIN)	2016 (519-4)	0.77
Tom Brady (NE)	2010 (492-4)	0.81
Dak Prescott (DAL)	2016 (459-4)	0.87
Steve DeBerg (KC)	1990 (444-4)	0.90
Sam Bradford (MIN)	2016 (552-5)	0.90

### 50 TD PASSES

Brady threw 50 touchdown passes in 2007.

#### QUARTERBACKS WITH 45 OR MORE TOUCHDOWN PASSES IN A SEASON

Player	Touchdown Passes
Peyton Manning (2013)	55
Tom Brady (2007)	50
Peyton Manning (2004)	49
Dan Marino (1984)	48
Drew Brees (2011)	46
Aaron Rodgers (2011)	45

### SINGLE SEASON PASSING LEADERS

Brady owns nine of the 11 4,000-yard passing seasons in Patriots history.

#### PATRIOTS TOP PASSING YARDS/SEASON

Yards	Player	Year
5,235	Tom Brady	2011
4,827	Tom Brady	2012
4,806	Tom Brady	2007
4,770	Tom Brady	2015
4,577	Tom Brady	2017
4,555	Drew Bledsoe	1994
4,398	Tom Brady	2009
4,343	Tom Brady	2013
4,110	Tom Brady	2005
4,109	Tom Brady	2014
4,086	Drew Bledsoe	1996

### PASSING YARD PACE

Brady owns one of the nine 5,000-yard passing seasons in NFL history.

#### MOST PASSING YARDS IN A SEASON

Player	Yards
Peyton Manning (2013)	5,477
Drew Brees (2011)	5,476
Tom Brady (2011)	5,235
Drew Brees (2016)	5,208
Drew Brees (2012)	5,177
Drew Brees (2013)	5,162
Dan Marino (1984)	5,084
Drew Brees (2008)	5,069
Matthew Stafford (2011)	5,038

### CAREER HIGH COMPLETIONS

Brady set a career high in completions in 2015 with 402. Brady's previous best was 401 completions in 2011 and 2012. Brady (3) joins Drew Brees (9), Matt Ryan (4) and Peyton Manning (3) for the most seasons with 400 completions.

### BEST TD/INT RATIO IN NFL HISTORY

Brady threw 28 touchdown passes and just two interceptions in 2016 for an NFL-best single-season TD/INT ratio of 14.0. Brady had 26 touchdown to four interceptions in 2017 for a 6.5 ratio.

#### (MINIMUM OF 20 TOUCHDOWNS)

Player	TD/INT	Ratio
Tom Brady (NE-2016)	28/2	14.00
Nick Foles (PHI-2013)	27/2	13.50
Tom Brady (NE-2010)	36/4	9.00
Aaron Rodgers (GB-2014)	38/5	7.60
Aaron Rodgers (GB-2011)	45/6	7.50
Tom Brady (NE-2007)	50/8	6.25

## SINGLE GAME NOTES

### 300 IN A HALF

Brady had his fifth 300-yard half and his second 300-yard first half after throwing for 302 yards in the first half at New Orleans (9-17-17).

Yards	Game	Half
367	vs. San Francisco (12-16-12)	2nd half
345	vs. Tennessee (10-18-09)	1st half
323	vs. Cleveland (12-08-13)	2nd half
306	at Miami (9-12-11)	2nd half
302	at New Orleans (9-17-17)	1st half





# TOM BRADY

## NEWS & NOTES

### 50-YARD DOUBLE DOWN

Brady has thrown at least two 50-yard passes in the same game 12 times in his career. His career best came in 2009 with three 50-yard strikes in one game.

#### BRADY'S GAMES WITH AT LEAST TWO 50-YARD PASSES

##### 10/9/05 @ Atlanta

55t (3Q) Bethel Johnson  
51 (1Q) Deion Branch

##### 1/14/06 @ Denver \*AFC Divisional Playoff Round

73 (4Q) Deion Branch  
51 (2Q) Andre' Davis

##### 12/31/06 @ Tennessee

62t (3Q) Reche Caldwell  
52 (1Q) Corey Dillon

##### 12/9/07 vs. Pittsburgh

63t (2Q) Randy Moss  
56t (3Q) Jabar Gaffney >Flea-flicker w/R. Moss

##### 11/15/09 @ Indianapolis

63t (2Q) Randy Moss  
55 (1Q) Randy Moss

##### 12/06/09 @ Miami

58t (1Q) Randy Moss  
58 (2Q) Wes Welker  
81t (3Q) Sam Aiken

##### 11/22/12 @ NY Jets

83t (2Q) Shane Vereen  
56t (2Q) Julian Edelman

##### 11/03/13 vs. Pittsburgh

57 (2Q) Danny Amendola  
81t(4Q) Aaron Dobson

##### 11/15/15 at New York Giants

76t (4Q) Rob Gronkowski  
54(4Q) Brandon LaFell

##### 10/30/16 at Buffalo

53t (1Q) Chris Hogan  
53t(2Q) Rob Gronkowski

##### 12/04/16 vs. Baltimore

61 (2Q) James White  
79t (4Q) Chris Hogan

##### 11/19/17 at Oakland

52 (2Q) Brandin Cooks  
64t (3Q) Brandin Cooks

### SECOND-HIGHEST TOTAL

Tom Brady threw for 466 yards at Buffalo (9/20/15), the second-highest single-game mark of his career and the most ever against Buffalo, eclipsing the 464 yards by George Blanda in 1961.

#### MOST PASSING YARDS IN A GAME IN PATRIOTS HISTORY

Player	Date	Opp	Att	Cmp	Yds	TD	Int
Tom Brady	9/12/11	MIA	48	32	517	4	1
Tom Brady	9/20/15	BUF	59	38	466	3	0
Tom Brady	9/17/17	NO	39	30	447	3	0
Tom Brady	12/16/12	SF	65	36	443	1	2
Tom Brady	11/03/13	PIT	33	23	432	4	0
Drew Bledsoe	11/13/94	MIN	70	45	426	3	0
Drew Bledsoe	11/23/98	MIA	54	28	423	2	2
Tom Brady	9/18/11	SD	40	31	423	3	0

### SPREADING THE WEALTH

Brady completed passes to 10 different receivers in the win at Buffalo (10/12/14). It was the 10th time in his career he has completed passes to 10 different receivers in a game and the first time since 12/8/13 vs. Cleveland.

### BRADY HANGS 50

Brady and the Patriots knocked off Jacksonville, 51-17, on Sept. 27, 2015, the eighth time that New England scored at least 50 points in a game started by Brady, the most in NFL history. Pro Football Hall of Famer Len Dawson (6) is second. Brady's eight 50-point games are more than 20 current teams have in their entire history.

Date	Opponent	Score
10/28/07	vs. Washington	52-7
11/18/07	at Buffalo	56-10
10/18/09	vs. Tennessee	59-0
09/30/12	at Buffalo	52-28
11/18/12	vs. Indianapolis	59-24
11/03/13	vs. Pittsburgh	55-31
10/26/14	vs. Chicago	51-23
09/27/15	vs. Jacksonville	51-17



# TOM BRADY

## PLAYOFF NOTES

### TOPS IN POSTSEASON STATS LISTS

Tom Brady leads the NFL in postseason touchdowns (71), passing yards (10,226), postseason wins (27) and postseason 300-yard games (14).

#### NFL ALL-TIME LEADERS: POSTSEASON TOUCHDOWN PASSES

Player	Team	TDs
<b>Tom Brady</b>	<b>New England</b>	<b>71</b>
Joe Montana	San Francisco/Kansas City	45
Brett Favre	Green Bay/Minnesota	44
Peyton Manning	Indianapolis/Denver	40
Aaron Rodgers	Green Bay	36
Dan Marino	Miami	32
Kurt Warner	St. Louis/Arizona	31

#### NFL ALL-TIME LEADERS: POSTSEASON TD PASSES, SINGLE GAME

Player	Team	Game	TDs
<b>Tom Brady</b>	<b>NE</b>	<b>AFC-D: NE vs. DEN (1/14/12)</b>	<b>6</b>
Daryle Lamonica	OAK	AFC-D: OAK vs. HOU (12/21/69)	6
Steve Young	SF	SB: SF vs. SD (1/30/95)	6

#### NFL ALL-TIME LEADERS: POSTSEASON PASSING YARDS

Player	Team	YDs
<b>Tom Brady</b>	<b>New England</b>	<b>10,226</b>
Peyton Manning	Indianapolis/Denver	7,339
Brett Favre	Green Bay/Minnesota	5,855
Joe Montana	San Fran./Kansas City	5,772
Ben Roethlisberger	Pittsburgh	5,256
John Elway	Denver	4,964

#### NFL ALL-TIME LEADERS: POSTSEASON COMPLETIONS

Player	Team	Completions
<b>Tom Brady</b>	<b>New England</b>	<b>920</b>
Peyton Manning	Indianapolis/Denver	649
Brett Favre	Green Bay/Minnesota	481
Joe Montana	San Fran./Kansas City	460

#### NFL ALL-TIME LEADERS: POSTSEASON COMP. PCT., SINGLE GAME

Player	Team	Game	Comp PCT.
<b>Tom Brady</b>	<b>NE</b>	<b>AFC-D: NE vs. JAX (1/12/08)</b>	<b>92.9 (26-28)</b>
Phil Simms	NYG	SB: NYG vs. DEN (1/26/87)	88.0 (22-25)
Kurt Warner	ARI	NFC-WC: ARI vs. (2/1/09)	87.9 (29-33)

#### MOST 300-YARD PASSING GAMES, POSTSEASON HISTORY

Player	Team	300-Yard Games
<b>Tom Brady</b>	<b>New England</b>	<b>14</b>
Peyton Manning	Indianapolis/Denver	9
Drew Brees	San Diego/New Orleans	7
Aaron Rodgers	Green Bay	6
Joe Montana	San Francisco/Kansas City	6
Kurt Warner	STL/Arizona	6
Dan Fouts	San Diego	5
Ben Roethlisberger	Pittsburgh	5

#### NFL ALL-TIME LEADERS: POSTSEASON TD PASSES, CONSECUTIVE GAMES

Player	Team	Games
Brett Favre	GB/MIN.	20 (1995-2009)
<b>Tom Brady</b>	<b>NE</b>	<b>18 (2001-2011)</b>
Dan Marino	MIA.	13 (1983-1995)

### BRADY IN POSTSEASON

With the win in Super Bowl LI and another MVP award, Brady has the most Super Bowl wins by a quarterback and the most Super Bowl MVP Awards.

#### QBS WITH 3 OR MORE SUPER BOWL VICTORIES

Player	Team	Wins
<b>Tom Brady</b>	<b>NE</b>	<b>5</b>
Terry Bradshaw	PIT	4
Joe Montana	SF	4
Troy Aikman	DAL	3

#### PLAYERS WITH MULTIPLE SUPER BOWL MVP AWARDS

Player	Team	MVPs
<b>Tom Brady</b>	<b>NE</b>	<b>4</b>
Joe Montana	SF	3
Terry Bradshaw	PIT	2
Bart Starr	GB	2
Eli Manning	NYG	2

### BRADY HAS MOST PLAYOFF WINS

Tom Brady is the winningest quarterback in NFL playoff history among signal callers who have made at least 10 starts.

#### MOST PLAYOFF WINS BY STARTING QB IN NFL HISTORY

Player	Team	Playoff Wins
<b>Tom Brady</b>	<b>New England</b>	<b>27</b>
Joe Montana	San Francisco/Kansas City	16
Terry Bradshaw	Pittsburgh	14
John Elway	Denver	14
Peyton Manning	Indianapolis/Denver	14
Brett Favre	Green Bay	13
Ben Roethlisberger	Pittsburgh	13
Troy Aikman	Dallas	11
Roger Staubach	Dallas	11

#### HIGHEST PLAYOFF WIN PCT. BY STARTING QB IN NFL HISTORY

(Minimum 10 Starts)

Player	Team	W	L	PCT.
Bart Starr	Green Bay	9	1	.900
Jim Plunkett	Oakland/L.A. Raiders	8	2	.800
Terry Bradshaw	Pittsburgh	14	5	.737
Troy Aikman	Dallas	11	4	.733
<b>Tom Brady</b>	<b>New England</b>	<b>27</b>	<b>10</b>	<b>.730</b>
Joe Montana	San Francisco/Kansas City	16	7	.696
Kurt Warner	St. Louis/Arizona	9	4	.692
Russell Wilson	Seattle	8	4	.667
John Elway	Denver	14	7	.667
Joe Flacco	Baltimore	10	5	.667
Eli Manning	NY Giants	8	4	.667

#### MOST PLAYOFF STARTS BY A QUARTERBACK

Player	Team	Starts
<b>Tom Brady</b>	<b>New England</b>	<b>37</b>
Peyton Manning	Indianapolis/Denver	27
Brett Favre	Green Bay/Minnesota	24
Joe Montana	San Francisco/Kansas City	23
John Elway	Denver	21
Ben Roethlisberger	Pittsburgh	21

### BRADY IN THE SUPER BOWL

Brady is the all-time leader in Super Bowl passing yards (2,576), completions (235), pass attempts (357) and touchdowns (18). Brady's start in Super Bowl LI was his NFL record eighth Super Bowl start, the most among all NFL players.

#### SUPER BOWL PASSING YARDS

Player	ATT	CMP	YARDS
<b>Tom Brady</b>	<b>357</b>	<b>235</b>	<b>2,576</b>
Kurt Warner	132	83	1,156
Joe Montana	122	83	1,142
John Elway	152	76	1,128
Peyton Manning	155	103	1,001
Terry Bradshaw	84	49	932

#### SUPER BOWL PASSING TOUCHDOWNS

Player	Appearances	TDs
<b>Tom Brady</b>	<b>8</b>	<b>18</b>
Joe Montana	4	11
Terry Bradshaw	4	9
Roger Staubach	4	8
Kurt Warner	3	6
Steve Young	2	6

#### SUPER BOWL STARTS BY A QUARTERBACK

Starting QB	Team	Starts	Appearances
<b>Tom Brady</b>	<b>NE</b>	<b>8</b>	<b>XXXVI, XXXVIII, XXXIX, XLII, XLVI, XLIX, LI, LII</b>
John Elway	DEN	5	XXI, XXII, XXIV, XXXII, XXXIII
Terry Bradshaw	PIT	4	IX, X, XIII, XIV
Jim Kelly	BUF	4	XXV, XXVI, XXVII, XXVIII
Peyton Manning	IND/DEN	4	XLI, XLIV, XLVIII, 50
Joe Montana	SF	4	XVI, XIX, XXIII, XXIV
Roger Staubach	DAL	4	VI, X, XII, XIII



# TOM BRADY

## PLAYOFF NOTES

### EIGHT CONFERENCE TITLES ARE THE MOST OF ANY STARTING QB IN SUPER BOWL ERA

The 2017 AFC Championship was Tom Brady's eighth conference title, the most conference titles in NFL history during the Super Bowl Era (Since 1966).

#### MOST CONFERENCE CHAMPIONSHIPS AS A STARTING QUARTERBACK IN SUPER BOWL ERA

Starting QB	Team	#	Seasons	Super Bowl Appearances
Tom Brady	New England	8	2001, 2003, 2004, 2007, 2011, 2014, 2016, 2017	XXXVI, XXXVIII, XXXIX, XLII, XLVI, XLIX, LI, LII
John Elway	Denver	5	1986, 1987, 1989, 1997, 1998	XXI, XXII, XXIV, XXXII, XXXIII
Terry Bradshaw	Pittsburgh	4	1974, 1975, 1978, 1979	IX, X, XIII, XIV
Jim Kelly	Buffalo	4	1990, 1991, 1992, 1993	XXV, XXVI, XXVII, XXVIII
Joe Montana	San Francisco	4	1981, 1984, 1988, 1989	XVI, XIX, XXIII, XXIV
Roger Staubach	Dallas	4	1971, 1975, 1977, 1978	VI, X, XII, XIII
Peyton Manning	Indianapolis/Denver	4	2006, 2009, 2013, 2015	XLI, XLIV, XLVIII, 50
Troy Aikman	Dallas	3	1992, 1993, 1995	XXXVII, XXXVIII, XXX
Bob Griese	Miami	3	1971, 1972, 1973	VI, VII, VIII
Ben Roethlisberger	Pittsburgh	3	2005, 2008, 2010	XL, XLIII, XLV
Fran Tarkenton	Minnesota	3	1973, 1974, 1976	VII, IX, XI
Kurt Warner	St. Louis/Arizona	3	1999, 2001, 2008	XXXIV, XXXVI, XLIII

### SUPER COMBINATION

New England head coach Bill Belichick and quarterback Tom Brady won their eighth conference championship together in 2017. Three other coach/quarterback duos have qualified for four Super Bowls - Dallas' Tom Landry and Roger Staubach; Buffalo's Marv Levy and Jim Kelly; and Pittsburgh's Chuck Noll and Terry Bradshaw.

#### MOST CONFERENCE CHAMPIONSHIPS BY A HEAD COACH-QUARTERBACK TANDEM

Quarterback	Head Coach	Team	Conference Titles	Super Bowl Wins
Tom Brady	Bill Belichick	New England	8	5
Terry Bradshaw	Chuck Noll	Pittsburgh	4	4
Roger Staubach	Tom Landry	Dallas	4	2
Jim Kelly	Marv Levy	Buffalo	4	0

## DIVISION TITLES

# 15

Tom Brady added to his NFL record with his 15th division championship in 2017. Peyton Manning has the second-most with 12 division titles.

Quarterback	Division Titles
Tom Brady	15
Peyton Manning	12
Joe Montana	9
Brett Favre	8
Terry Bradshaw	7
John Elway	7

### MOST CONSECUTIVE DIVISION TITLES

Tom Brady extended an NFL record by leading the Patriots to their ninth straight division title in 2017.

Player	Team	Cons. Division Titles
Tom Brady	Patriots	9 (2009-17)
Terry Bradshaw	Steelers	6 (1974-79)
Fran Tarkenton	Vikings	6 (1973-78)

### CONSECUTIVE COMPLETIONS IN SB HISTORY

In Super Bowl XLVI, Brady completed a record 16 straight passes to set a new Super Bowl record. The previous record was held by Joe Montana, who had 13 straight completions in Super Bowl XXIV.

### RECORD 12TH CONFERENCE CHAMPIONSHIP

Tom Brady extended his NFL-record to 12 conference championship game in 2017. Gene Upshaw and George Blanda are second after playing in 10 conference championship games.

### BRADY POSTSEASON GAMES

Tom Brady has competed in 37 postseason games, most in NFL history.

Player	Team(s)	Postseason Games
Tom Brady	NE	37
Adam Vinatieri	NE/IND	30
Jerry Rice	SF/OAK/SEA	29
D.D. Lewis	DAL	27
Peyton Manning	IND/DEN	27

### GOOD THINGS COME IN THREES

Tom Brady threw three TD passes in Super Bowl LII vs. Philadelphia. Brady now has 11 career playoff games with three or more touchdowns, passing Joe Montana for the most in the Super Bowl era. New England is 10-1 in those games.

#### Most 3 TD Pass Playoff Games - Since Merger

Tom Brady	11
Joe Montana	9
Aaron Rodgers	7
Peyton Manning	6
Brett Favre	6



# PATRIOTS OFFENSIVE NOTES

## C DAVID ANDREWS

### FOOTBALL FAMILY

David Andrews is the nephew of long-time NFL head coach and player Dan Reeves. Andrews said the bond between the two is still strong and he still seeks Reeves' advice.

"Not many people in my family know what it's like to play in the NFL," he told the *Boston Globe*. "So he's kind of the only one I can bounce things off or someone who might understand what it's like, so it's definitely cool."

## RB BRANDON BOLDEN

### BETTER THAN AVERAGE

Brandon Bolden's 8.6-yard average at Buffalo (9/30/12) is tied for the third highest all-time in a single game for the Patriots among running backs with at least 15 rushing attempts. Bolden earned the FedEx Ground Player of the Week for his performance.

#### HIGHEST RUSHING AVERAGE/SINGLE GAME (Min. 15 Rushing Attempts)

Player	Average
Curtis Martin	.9.6 (17-164 vs. Washington, Oct. 13, 1996)
Tony Collins	.9.2 (23-212 vs. N.Y. Jets, Sept. 18, 1983)
Sammy Morris	.8.6 (16-138 vs. Denver, Oct. 20, 2008)
Jim Nance	.8.6 (17-146 at Houston, Dec. 11, 1966)
<b>Brandon Bolden</b>	<b>.8.6 (16-137 at Buffalo, Sept. 30, 2012)</b>
Stevan Ridley	.8.5 (15-127 at St. Louis, Oct. 28, 2012)

### BOLDEN FORCES THE ISSUE

Bolden forced a fumble on a kickoff vs. Houston (9/22/16) that was recovered by S Duron Harmon. It was Bolden's third career forced fumble on a kickoff. He forced a fumble on a kickoff vs. Cincinnati (10/5/14) that was returned 9 yards for a touchdown by DB Kyle Arrington. He also forced a fumble on a kickoff at the New York Giants (11/15/15).

### FOOTBALL FAMILY TRADITION

Bolden's grandfather, Frank Pitts, played 10 years in the NFL (1965-74) as a receiver for Kansas City, Cleveland and Oakland. He was with Kansas City for two Super Bowls, losing Super Bowl I and winning Super Bowl IV. Said Bolden about his grandfather, "I remember being six years old, him popping in a high-light film of Super Bowl I and IV. I've seen that tape at least 500 times."

### BOLDEN BLOCK PARTY

Bolden blocked his first NFL punt in the win at San Diego (12/7/14) to give the Patriots a first down at the Chargers 25-yard line. The ensuing drive resulted in a touchdown.

## RB REX BURKHEAD

### A SELFLESS CAUSE

As a junior at the University of Nebraska, Rex formed a close bond with a 5-year old fan of his, Jack Hoffman, who had been diagnosed with brain cancer. During that 2011 season, Rex wore a wristband with the phrase "Team Jack - Pray" which helped bring pediatric brain cancer into the national spotlight. Burkhead hosted Hoffman for a lunch, provided a personal tour of Memorial Stadium and has since joined the board of directors of the "Team Jack Foundation," which has raised more than \$4 million dollars to fight pediatric brain cancer since 2013. Rex recently hosted a fund raiser this past offseason at his high school alma mater that raised roughly \$45,000. In 2013, Jack Hoffman's touchdown run during Nebraska's spring football scrimmage went viral and earned him an ESPY award.

## WR JULIAN EDELMAN

### WHAT TO LOOK FOR IN 2018

★ Enters 2018 in seventh place all-time on the Patriots' career receptions list with 425. He needs seven receptions to pass Kevin Faulk for sixth place.

★ Needs 40 receiving yards to pass Gino Cappelletti for ninth all-time on the Patriots' career receiving yards list.

★ Enters 2018 third in NFL history with 89 postseason receptions, behind Jerry Rice (151) and Reggie Wayne (93) and needs five postseason receptions to move past Wayne into second place all-time.

★ Is one of 14 NFL players with at least 1,000 postseason receiving yards and his 1,024 postseason receiving yards are ranked 13th in NFL history. He needs 39 postseason yards to move into the top 10.

★ Enters the 2018 season tied with Deion Branch and Rob Gronkowski for first in Patriots history with four postseason 100-yard games.



### VERY RECEPTIVE

Julian Edelman has averaged 6.5 receptions per game over the last five seasons, third-highest average in the NFL over that span

Player (Team)	Receptions Per Game
Antonio Brown (PIT)	7.6
Julio Jones (ATL)	6.8
<b>Julian Edelman (NE)</b>	<b>6.5</b>
Jarvis Landry (MIA/CLE)	6.3

### RECORD RETURNER

Edelman set a franchise record with his fourth career punt return for a touchdown when he returned a punt 84 yards for a touchdown vs. Denver on Nov. 2, 2014. He set a franchise record with a 94-yard punt returned for a touchdown vs. Miami (1/2/11). The previous longest punt return was an 89-yard touchdown return by Mike Haynes vs. Buffalo (11/7/76). Edelman also returned punts for touchdowns vs. Kansas City (11/21/11 - 72 yards) and vs. Indianapolis (11/18/12 - 68 yards). Edelman is now tied for fourth-most punt return touchdowns in the NFL since 2010.

#### MOST PUNT RETURN TOUCHDOWNS/PATRIOTS CAREER

<b>4 Julian Edelman</b>
3 Troy Brown
3 Irving Fryar
2 Mike Haynes

#### MOST PUNT RETURN TOUCHDOWNS IN THE NFL SINCE 2010

Player	Team(s)	Punt Return TDs
Devin Hester	CHI/ATL/BAL	7
Marcus Sherels	MIN.	5
Darren Sproles	SD/NO/PHI	5
<b>Julian Edelman</b>	<b>NE</b>	<b>4</b>
Travis Benjamin	LAC	4
Antonio Brown	PIT	4
Patrick Peterson	ARZ	4



# PATRIOTS OFFENSIVE NOTES

## NOT YOUR AVERAGE RETURNER

Edelman has returned 157 punts for 1,832 yards during his career and is second in team history and tied for eighth in NFL history with a 11.7 average.

### HIGHEST PUNT RETURN AVERAGE, PATRIOTS CAREER (20 RETURNS)

Player	Punt Rt. Avg.	Year
Mack Herron	12.0	1973-75 (74-888)
<b>Julian Edelman</b>	<b>11.7</b>	<b>2009-16 (156-1,832)</b>
Carl Garrett	11.3	1969-72 (43-487)
Wes Welker	10.4	2007-12 (114-1,185)

### HIGHEST PUNT RETURN AVERAGE IN THE NFL (75 Returns)

Player	Punt Rt. Avg.	Year
George McAfee (Chicago)	12.8 (112-1,431)	(1940-41, 1945-1950)
Jack Christiansen (Detroit)	12.8 (85-1,084)	(1951-58)
Claude Gibson (SD/OAK)	12.6 (110-1,381)	(1961-65)
Bill Dudley (PIT/DEN/WAS)	12.2 (124-1,515)	(1942-53)
Rick Upchurch (DEN)	12.1 (248-3,008)	(1975-83)
Desmond Howard (WAS/JAC/GB/OAK/DET)	11.9 (244-2,895)	(1992-2002)
Billy Johnson (HOU/ATL/WAS)	11.8 (282-3,317)	(1974-88)
<b>Julian Edelman (NE)</b>	<b>11.7 (157-1,832)</b>	<b>(2009-present)</b>
Devin Hester (CHI/ATL/BAL)	11.7 (315-3,695)	(2006-present)
Mack Herron (NE/ATL)	11.7 (84-982)	(1973-75)

## EDELMAN'S BIG RETURN

Edelman owns 13 career punt returns of 30 yards or more.

### MOST 30-YARD PUNT RETURNS IN PATRIOTS HISTORY

Player	30-yard returns
Troy Brown	14
<b>Julian Edelman</b>	<b>13</b>
Irving Fryar	13
Mike Haynes	13

## BEST PUNT RETURN AVERAGE IN A SEASON

Edelman has the two best punt return averages in a single season in New England history. In 2010, Edelman led the AFC and finished second in the NFL with a 15.3 punt return average. Chicago's Devin Hester led the NFL with a 17.1-yard average.

### PATRIOTS BEST PUNT RETURN AVERAGE/SEASON (Min. 15 Returns)

Player	PR Avg.	Year
<b>Julian Edelman</b>	<b>15.5</b>	<b>2012</b>
<b>Julian Edelman</b>	<b>15.3</b>	<b>2010</b>
Mack Herron	14.8	1974
Troy Brown	14.2	2001

## RETURNS PILING UP

Edelman is third in team history with 157 punt returns and 1,832 return yards.

### MOST PUNT RETURNS IN PATRIOTS HISTORY

Player	Punt Returns
Troy Brown	252
Irving Fryar	206
<b>Julian Edelman</b>	<b>157</b>
David Meggett	142
Wes Welker	114
Mike Haynes	111

### MOST PUNT RETURN YARDS IN PATRIOTS HISTORY

Player	Punt Return Yards
Troy Brown	2,625
Irving Fryar	2,055
<b>Julian Edelman</b>	<b>1,832</b>
David Meggett	1,438
Wes Welker	1,185

## EDELMAN ECLIPSES 1,000 YARDS

Edelman finished the 2016 season with 1,106 receiving yards. He became the 10th Patriots player to register a 1,000-yard season in 2013.

### 1,000-YARD RECEIVING SEASONS IN PATRIOTS HISTORY

Player	Yards	Season
Wes Welker	1,569	2011
Randy Moss	1,493	2007
Stanley Morgan	1,491	1986
Wes Welker	1,354	2012
Wes Welker	1,348	2009
Rob Gronkowski	1,327	2011
Randy Moss	1,264	2009
Troy Brown	1,199	2001
Rob Gronkowski	1,176	2015
Wes Welker	1,175	2007
Ben Coates	1,174	1994
Wes Welker	1,165	2008
Terry Glenn	1,147	1999
Terry Glenn	1,132	1996
Rob Gronkowski	1,124	2014
<b>Julian Edelman</b>	<b>1,106</b>	<b>2016</b>
Rob Gronkowski	1,084	2017
Brandin Cooks	1,082	2017
<b>Julian Edelman</b>	<b>1,056</b>	<b>2013</b>
Stanley Morgan	1,029	1981
Irving Fryar	1,014	1991
Harold Jackson	1,013	1979
Randy Moss	1,008	2008
Stanley Morgan	1,002	1979

## TWO 1,000-YARD SEASONS

Edelman had his second career 1,000-yard receiving season in 2016 after setting a single-season best with 1,106 yards in 2013. He joins Wes Welker (5), Rob Gronkowski (3), Randy Moss (3), Stanley Morgan (3) and Terry Glenn (2) as the only Patriots players with at least two 1,000-yard seasons. Edelman had 1,056 yards receiving in 2013.

### MOST 1,000 YARD SEASON/PATRIOTS HISTORY

Player	1,000-Yard Seasons
Wes Welker	5
Rob Gronkowski	4
Stanley Morgan	3
Randy Moss	3
<b>Julian Edelman</b>	<b>2</b>
Terry Glenn	2

## INCHING CLOSER TO THE TOP

Edelman had 21 receptions in the 2016 postseason to move to third all-time in NFL postseason receptions with 89. He is the Patriots all-time leader with 89 receptions and 1,024 receiving yards. He is ranked 13th all-time in postseason receiving yards and is one of 14 players with at least 1,000 postseason receiving yards.

### Most Postseason Receptions

Jerry Rice	151
Reggie Wayne	93
<b>Julian Edelman</b>	<b>89</b>
Hines Ward	88
Wes Welker	88
Michael Irvin	87
Andre Reed	85
Thurman Thomas	76

### Most Postseason Receptions in Patriots History

<b>Julian Edelman</b>	<b>89</b>
Wes Welker	69
Rob Gronkowski	68
Troy Brown	58
Danny Amendola	57

### Most Postseason Receiving Yards in Patriots History

<b>Julian Edelman</b>	<b>1,024</b>
Rob Gronkowski	972
Deion Branch	852
Danny Amendola	709
Troy Brown	694





# PATRIOTS OFFENSIVE NOTES

## EDELMAN IN A RUSH

Edelman has 39 rushing attempts for 257 yards, the most rushing attempts and rushing yards by a Patriots wide receiver.

### MOST RUSHING ATTEMPTS BY A PATRIOTS WIDE RECEIVER

Player	Rushes
Julian Edelman	39
Irving Fryar	35
Troy Brown	29
Darryl Stingley	28
Stanley Morgan	21

### MOST RUSHING YARDS BY A PATRIOTS WIDE RECEIVER

Player	Rushing Yards
Julian Edelman	257
Darryl Stingley	244
Irving Fryar	188
Troy Brown	178

## ANOTHER TEAM RECORD

Edelman had a 47-yard run in the fourth quarter vs. Indianapolis (11/18/12). It is the longest run ever by a Patriots receiver, topping Troy Brown's 35-yard run vs. Tampa Bay on (9/3/00).

## FROM STANDOUT QB TO WR

Edelman began his college football career with a year at the College of San Mateo (Calif.) before transferring to Kent State, where as a senior, he completed 56 percent of his passes (153-of-275 for 1,820 yards) with 13 touchdowns. He was also the leading rusher, gaining 1,551 yards on 215 attempts (an average of 7.5 yards per carry) and scoring 13 touchdowns. His offensive numbers broke Kent State's single-season record for total offense set by Joshua Cribbs in 2003. Said head coach Bill Belichick on the versatility of Edelman: "He played the quarterback position in college at Kent State and all the positions really that he's played in the NFL – covering kicks, returning kicks, slot receiver, outside receiver, slot defender – he didn't do any of those things in college. I think that really speaks to his versatility and how much he's grown as a player and how many things he's learned how to do that he really didn't have much experience with in college. I'd say that's pretty unusual, especially to be as competent in them as he is."


## FATHERLY ADVICE

If there is one thing Julian Edelman has never lacked, it's athletic ability. A dual-threat quarterback at Kent State and former baseball standout in high school, Edelman once wowed Toronto Blue Jays players with his impressive footwork while fielding ground balls in an appearance at batting practice in 2011.

This natural ability may have been overlooked by NFL scouts, who let him fall to the Patriots in the seventh round of the 2009 NFL Draft. Edelman remains focused on the lessons his father, Frank Edelman, taught him at a young age. "I'm still constantly trying to learn," Edelman told *The Boston Herald*. "My dad always put it in my head, when you're green, you're growing, when you're ripe, you're lost. When you're done learning, you're done."

## TE ROB GRONKOWSKI

### WHAT TO LOOK FOR IN 2018



- ★ Gronkowski (4) needs one more 1,000-yard season to move past Tony Gonzalez and Jason Witten for the most 1,000-yard seasons by an NFL tight end with five.
- ★ Gronkowski has led all tight ends in receiving yards four times in his career (2011, 2014, 2015 and 2017). If he leads his position again in 2018, he will tie Shannon Sharpe for second most all-time with five behind Tony Gonzalez (7).
- ★ Gronkowski has an NFL-leading five seasons with 10 or more touchdowns by a tight end and can add to his record in 2018.
- ★ Gronkowski has 26 career 100-yard games, second in NFL history among tight ends behind Tony Gonzalez (31). His 26 100-yard games are third in Patriots history, behind the 38 by Stanley Morgan and the 28 by Wes Welker.
- ★ Gronkowski and Tom Brady have connected on 75 touchdown passes, second among all quarterback and tight end combinations to the 87 by Philip Rivers and Antonio Gates. The Brady to Gronkowski connection is fifth all-time between pass-catchers and quarterbacks.
- ★ Brady and Gronkowski have teamed up for 7,104 receiving yards, a QB to TE total that is third-most in NFL history behind Philip Rivers/Antonio Gates (8,938) and Tony Romo/Jason Witten (7,284).
- ★ Gronkowski enters the 2018 season with 7,179 receiving yards, ninth all-time among NFL tight ends, and needs 802 yards to move into the top five among all tight ends in NFL history.
- ★ Gronkowski enters the 2018 season with 7,179 receiving yards and needs 281 yards to move past Wes Welker (7,459) into second place all-time on the Patriots receiving yards list, behind Stanley Morgan (10,352).
- ★ Gronkowski enters the 2018 season with 474 receptions, 21st in NFL history among tight ends. He needs 26 receptions to become the 14th NFL tight end to reach 500 receptions.
- ★ Gronkowski enters the 2018 season with 474 receptions, fifth in team history and the second-most among New England tight ends, behind the 490 by Ben Coates. He needs 17 receptions to move past Coates.
- ★ Gronkowski enters the 2018 season third all-time among NFL tight ends with 76 receiving touchdowns, behind Antonio Gates (114) and Tony Gonzalez (111).
- ★ Gronkowski has 16 career multi-TD games, third most all-time for a tight end behind Antonio Gates (21) and Tony Gonzalez (18).
- ★ Gronkowski leads all NFL players with 76 touchdown receptions since 2010, ahead of Dez Bryant (73) and Jimmy Graham (69).
- ★ Gronkowski enters the 2018 season first among all NFL tight ends with 12 postseason touchdowns. His 12 postseason touchdowns are tied with John Stallworth for second all-time for most touchdown receptions in the postseason to the 22 by Jerry Rice.
- ★ Gronkowski has four postseason 100-yard games and needs one more to move past Vernon Davis and Keith Jackson for the most 100-yard games by a tight end in postseason history with five.
- ★ Gronkowski (4) needs one more 100-yard game in the postseason to move past Deion Branch and Julian Edelman for the most in New England postseason history with five.



# PATRIOTS OFFENSIVE NOTES

## RECEIVING YARDS RECORD

Gronkowski finished the 2011 season with 1,327 receiving yards, surpassing San Diego's Kellen Winslow's 1980 record of 1,290 receiving yards for most receiving yards in a season by a tight end. Gronkowski (1,176) reached 1,000 yards for the third time in 2015 and had 11 touchdowns in 2015 for his fifth season with 10 or more touchdowns. His 1,176 yards led all tight ends in 2015 and is 10th all-time for a tight end in NFL history. He enters 2018 first among all tight ends with 1,084 yards.

### MOST RECEIVING YARDS BY TIGHT END IN THE NFL

Player	Yards	Year
<b>Rob Gronkowski</b>	<b>1,327</b>	<b>2011</b>
Jimmy Graham (NO)	1,310	2011
Kellen Winslow (SD)	1,290	1980
Tony Gonzalez (KC)	1,258	2004
Todd Christensen (LAR)	1,247	1983
Jimmy Graham (NO)	1,215	2013
Jackie Smith (STL)	1,205	1967
Tony Gonzalez (KC)	1,203	2000
Pete Retzlaff (PHI)	1,190	1965
<b>Rob Gronkowski</b>	<b>1,176</b>	<b>2015</b>

### MOST RECEIVING YARDS BY A PATRIOTS TIGHT END

Player	Yards	Year
<b>Rob Gronkowski</b>	<b>1,327</b>	<b>2011</b>
<b>Rob Gronkowski</b>	<b>1,176</b>	<b>2015</b>
Ben Coates	1,174	1994
<b>Rob Gronkowski</b>	<b>1,158</b>	<b>2015</b>
<b>Rob Gronkowski</b>	<b>1,124</b>	<b>2014</b>
<b>Rob Gronkowski</b>	<b>1,084</b>	<b>2017</b>
Ben Coates	915	1995
Aaron Hernandez	910	2011
Marv Cook	808	1991
Don Hasselbeck	808	1981

### MOST RECEPTIONS BY A PATRIOTS TIGHT END

Player	Rec.	Year
Ben Coates	96	1994
<b>Rob Gronkowski</b>	<b>90</b>	<b>2011</b>
Ben Coates	84	1999
<b>Rob Gronkowski</b>	<b>82</b>	<b>2014</b>
Marv Cook	82	1991

## GRONK LEADS TIGHT ENDS

Gronkowski finished first among all tight ends with 1,084 receiving yards in 2017. It is the fourth time that he has led all tight ends in receiving yards. He led with 1,327 yards in 2011, 1,124 yards in 2014 and 1,176 yards in 2015. Only two tight ends have led in receiving yards at the position more than four times – Tony Gonzalez (7) and Shannon Sharpe (5).

## GRONKOWSKI JOINS ELITE CLUB

Gronkowski eclipsed 1,000 yards receiving and 10+ touchdowns for the third time in his career in 2015 and is the only tight end in NFL history with three 1,000-yard and double-digit TD seasons. He had 1,084 yards and eight touchdowns in 2017.

### TIGHT ENDS WITH TWO 1,000-YARD RECEIVING & 10+TD SEASONS

Player	Team	Season	Rec. Yards	Touchdowns
<b>Rob Gronkowski</b>	<b>NE</b>	<b>2011</b>	<b>1,327</b>	<b>17</b>
Jimmy Graham	NO	2011	1,310	11
Jimmy Graham	NO	2013	1,215	16
<b>Rob Gronkowski</b>	<b>NE</b>	<b>2015</b>	<b>1,176</b>	<b>11</b>
<b>Rob Gronkowski</b>	<b>NE</b>	<b>2014</b>	<b>1,124</b>	<b>12</b>

## SPECIAL CONNECTION

Since Rob Gronkowski entered the NFL in 2010, he and Tom Brady have connected on 75 touchdown passes, the most among any NFL duo.

### MOST TOUCHDOWN CONNECTIONS SINCE 2010

<b>Tom Brady and Rob Gronkowski</b>	<b>75</b>
Aaron Rodgers and Jordy Nelson	61
Philip Rivers and Antonio Gates	55

## MULTI-SCORE GAMES

Gronkowski has had two or more touchdowns in a game 16 times. Gronkowski passed Randy Moss (15) for the franchise record for most games with at least two touchdowns after he scored two touchdowns vs. Miami on Nov. 26, 2017.

### PATRIOTS RECORD FOR MOST GAMES WITH MULTIPLE TDS

<b>Rob Gronkowski</b>	<b>16</b>
Randy Moss	15
Corey Dillon	13
Stanley Morgan	11

### MOST GAMES WITH MULTIPLE TOUCHDOWNS BY AN NFL TIGHT END

Antonio Gates	21
Tony Gonzalez	18
<b>Rob Gronkowski</b>	<b>16</b>
Jimmy Graham	15

## DOUBLE-DIGIT TDS

Gronkowski became the first tight end in NFL history to have five seasons with 10 or more touchdowns. Gronkowski finished the 2017 season with 8 TDs.

### NFL TIGHT ENDS WITH MOST 10-PLUS TOUCHDOWN SEASONS

<b>Rob Gronkowski</b>	<b>5</b>	<b>2010 (10), 2011 (18), 2012 (11), 2014 (11), 2015 (11)</b>
Antonio Gates	4	2004 (13), 2005 (10), 2010 (10), 2014 (12)
Jimmy Graham	4	2011 (11), 2013 (16), 2014 (10), 2017 (10)
Tony Gonzalez	3	1999 (11), 2003 (10), 2008 (10)
Dallas Clark	2	2007 (11), 2009 (10)
Vernon Davis	2	2009 (13), 2013 (13)
Shannon Sharpe	2	1996 (10), 1998 (10)
Wesley Walls	2	1996 (10), 1999 (12)
Julius Thomas	2	2013 (12), 2013 (12)

### MOST 10-PLUS TOUCHDOWN SEASONS/PATRIOTS HISTORY

<b>Rob Gronkowski</b>	<b>5</b>	<b>2010-12, 2014-15</b>
Randy Moss	3	2007-09
Corey Dillon	3	2004-06
B. Green-Ellis	3	2010-11
Curtis Martin	2	1995-96
Stanley Morgan	2	1979, 1986

## TIGHT END TD RECORD

Gronkowski set an NFL record for most touchdowns by a tight end with 18 overall touchdowns in 2011 (17 receiving and 1 rushing).

### MOST TOTAL TDS BY A TIGHT END IN A SINGLE NFL SEASON

TDs	Player	Team	Year
<b>18</b>	<b>Rob Gronkowski</b>	<b>NE</b>	<b>2011 (17 rec., 1 rush)</b>
16	Jimmy Graham	NO	2013 (16 rec.)
13	Tyler Eifert	CIN	2015 (13 rec.)
13	Vernon Davis	SF	2013 (13 rec.)
13	Vernon Davis	SF	2009 (13 rec.)
13	Antonio Gates	SD	2004 (13 rec.)

### MOST TD RECEPTIONS BY A TIGHT END IN A SINGLE NFL SEASON

TDs	Player	Team	Year
<b>17</b>	<b>Rob Gronkowski</b>	<b>NE</b>	<b>2011</b>
16	Jimmy Graham	NO	2013
13	Tyler Eifert	CIN	2015
13	Vernon Davis	SF	2013
13	Vernon Davis	SF	2009
13	Antonio Gates	SD	2004



# PATRIOTS OFFENSIVE NOTES

## 1,000-YARD SEASONS

Gronkowski (1,084) reached 1,000 yards in 2017 for the fourth time in his career and joins Tony Gonzalez and Jason Witten as the only tight ends in NFL history with four 1,000-yard seasons.

### NFL TIGHT ENDS WITH AT LEAST THREE 1,000-YARD SEASONS

<b>Rob Gronkowski</b> . . . . .	4 - 2011, 14, 15, 17
Tony Gonzalez . . . . .	4 - 2000, 04, 07, 08
Jason Witten . . . . .	4 - 2007, 09, 10, 12
Kellen Winslow, Sr. . . . .	3 - 1980, 81, 83
Shannon Sharpe . . . . .	3 - 1994, 96, 97
Todd Christensen . . . . .	3 - 1983, 84, 86
Greg Olsen . . . . .	3 - 2014, 15, 16

## SPECIAL CONNECTION I

Gronkowski and Tom Brady have connected for 7,104 yards, the third-most between a quarterback and a tight end in NFL history.

### MOST RECEIVING YARDS BETWEEN A QB AND TE IN NFL HISTORY

Quarterback	Tight End	Team	Rec. Yds.
Philip Rivers . . . . .	Antonio Gates . . . . .	LA Chargers . . . . .	8,938
Tony Romo . . . . .	Jason Witten . . . . .	Dallas . . . . .	7,287
<b>Tom Brady . . . . .</b>	<b>Rob Gronkowski . . . . .</b>	<b>New England . . . . .</b>	<b>7,104</b>

## GRONK LEADS THE WAY

Gronkowski has the most receiving yards and the fourth-most receptions among tight ends since entering the NFL in 2010. Gronkowski's 7,719 receiving yards are ninth all-time among NFL tight ends. His 474 receptions are ranked 21st among NFL tight ends.

### MOST RECEIVING YARDS BY TIGHT ENDS SINCE 2010

Player	Games Played	Rec. Yards
<b>Rob Gronkowski</b> . . . . .	102 . . . . .	7,179
Jimmy Graham . . . . .	121 . . . . .	6,800
Jason Witten . . . . .	128 . . . . .	6,483
Greg Olsen . . . . .	119 . . . . .	5,979
Antonio Gates . . . . .	111 . . . . .	5,285

### MOST RECEPTIONS BY TIGHT ENDS SINCE 2010

Player	Receptions
Jason Witten . . . . .	629
Jimmy Graham . . . . .	556
Greg Olsen . . . . .	486
<b>Rob Gronkowski</b> . . . . .	<b>474</b>
Antonio Gates . . . . .	448

### MOST RECEIVING YARDS BY NFL TIGHT ENDS ALL-TIME

Player	Receiving Yards
Tony Gonzalez . . . . .	15,127
Jason Witten . . . . .	12,448
Antonio Gates . . . . .	11,508
Shannon Sharpe . . . . .	10,060
Ozzie Newsome . . . . .	7,980
Jackie Smith . . . . .	7,918
Greg Olsen . . . . .	7,556
Pete Retzlaff . . . . .	7,412
<b>Rob Gronkowski</b> . . . . .	<b>7,179</b>
Vernon Davis . . . . .	7,072

## TE TD CLUB

Gronkowski now has 76 career touchdown receptions, third all-time by a tight end.

### MOST TOUCHDOWN RECEPTIONS BY AN NFL TIGHT END

Player	Total Career TDs
Antonio Gates . . . . .	114
Tony Gonzalez . . . . .	111
<b>Rob Gronkowski</b> . . . . .	<b>76</b>
Jimmy Graham . . . . .	69
Jason Witten . . . . .	68

## SPECIAL CONNECTION II

Gronkowski has 7,104 receiving yards from Tom Brady and moved past Wes Welker for the most receiving yards from Brady.

### MOST RECEIVING YARDS FROM TOM BRADY

Player	Receiving Yards
<b>Rob Gronkowski</b> . . . . .	<b>7,104</b>
Wes Welker . . . . .	6,300
Julian Edelman . . . . .	4,264

## BRADY TO GRONK ON REPEAT

### THE MOST TD CONNECTIONS BETWEEN A QB AND A TE IN NFL HISTORY

Quarterback	Tight End	Team	TD Connections
Philip Rivers . . . . .	Antonio Gates . . . . .	LA Chargers . . . . .	87
<b>Tom Brady . . . . .</b>	<b>Rob Gronkowski . . . . .</b>	<b>New England . . . . .</b>	<b>75</b>
Drew Brees . . . . .	Jimmy Graham . . . . .	New Orleans . . . . .	51
Drew Bledsoe . . . . .	Ben Coates . . . . .	New England . . . . .	45
Peyton Manning . . . . .	Dallas Clark . . . . .	Indianapolis . . . . .	44
Sonny Jurgensen . . . . .	Jerry Smith . . . . .	Washington . . . . .	43
Dan Fouts . . . . .	Kellen Winslow . . . . .	San Diego . . . . .	41
John Elway . . . . .	Shannon Sharpe . . . . .	Denver . . . . .	41
Ben Roethlisberger . . . . .	Heath Miller . . . . .	Pittsburgh . . . . .	41

### BRADY TO GRONK - 5TH PLACE ALL-TIME

Quarterback	Receiver	TD Connections
Peyton Manning . . . . .	Marvin Harrison . . . . .	112
Philip Rivers . . . . .	Antonio Gates . . . . .	87
Steve Young . . . . .	Jerry Rice . . . . .	85
Dan Marino . . . . .	Mark Clayton . . . . .	79
<b>Tom Brady . . . . .</b>	<b>Rob Gronkowski . . . . .</b>	<b>75</b>
Drew Brees . . . . .	Marques Colston . . . . .	72
Peyton Manning . . . . .	Reggie Wayne . . . . .	67
Jim Kelly . . . . .	Andre Reed . . . . .	65
Aaron Rodgers . . . . .	Jordy Nelson . . . . .	65

## DOUBLE-DIGIT TD SEASONS

Gronkowski is the first tight end in NFL history to have three straight 10-plus touchdown seasons.

### CONSECUTIVE 10-PLUS TD SEASON BY A TE/NFL HISTORY

<b>3 Rob Gronkowski</b> . . . . .	<b>10 in 2010, 18 in 2011, 11 in 2012</b>
2 Antonio Gates . . . . .	13 in 2004 and 10 in 2005

## THREE STRAIGHT 10-TD SEASONS

Gronkowski had three straight 10-touchdown seasons (10 in 2010, 18 in 2011 and 11 in 2012). Gronkowski joins Randy Moss (2007, 2008 and 2009) and Corey Dillon (2004, 2005, 2006) as the only Patriots with three straight 10-plus touchdown seasons. He is the first Patriot with five 10-plus touchdown seasons overall after reaching 11 touchdowns in 2015.

### CONSECUTIVE 10-PLUS TD SEASONS / PATRIOTS HISTORY

<b>3 Rob Gronkowski - 2010, 2011, 2012</b>
3 Randy Moss - 2007, 2008, 2009
3 Corey Dillon - 2004, 2005, 2006
2 BenJarvus Green-Ellis - 2010, 2011
2 Curtis Martin - 1995, 1996

### MOST 10-PLUS TOUCHDOWN SEASONS / PATRIOTS HISTORY

<b>5 Rob Gronkowski - 2010, 2011, 2012, 2014 and 2015</b>
3 Randy Moss - 2007, 2008, 2009
3 Corey Dillon - 2004, 2005, 2006
2 BenJarvus Green-Ellis - 2010, 2011
2 Curtis Martin - 1995, 1996
2 Stanley Morgan - 1979, 1986



# PATRIOTS OFFENSIVE NOTES

## GRONK FOURTH FASTEST 70 TD REC.

Gronkowski scored his 70th career touchdown reception on a 5-yard pass from QB Tom Brady vs. Houston (9/24/17) and became the fastest tight end to reach 70 career touchdown receptions, doing so in his 91st career game.

### FEWEST GAMES TO REACH 70 TD RECEPTIONS AMONG ALL NFL TIGHT ENDS

<b>Rob Gronkowski</b> . . . . .	<b>91</b>
Antonio Gates . . . . .	122
Tony Gonzalez . . . . .	183

### FEWEST GAMES TO REACH 70 TD RECEPTIONS OVERALL

Lance Alworth . . . . .	80
Jerry Rice . . . . .	81
Don Hutson . . . . .	85
Randy Moss . . . . .	89
<b>Rob Gronkowski</b> . . . . .	<b>91</b>
Marvin Harrison . . . . .	102
Dez Bryant . . . . .	102

## GRONK JOINS ELITE GROUP TO REACH 75 TD RECEPTIONS IN FIRST 100 GAMES

Gronkowski joins an elite group that reached 75 touchdown receptions in their first 100 games.

### Player Receiving Touchdowns Through 100 Games

Jerry Rice . . . . .	87
Don Hutson . . . . .	86
Randy Moss . . . . .	84
Lance Alworth . . . . .	78
<b>Rob Gronkowski</b> . . . . .	<b>75</b>

## GRONK GOES OVER 100 AGAIN

Gronkowski matched his personal best with five 100-yard games in 2015. He also had five in 2011. The NFL record for most 100-yard games in a season by a tight end is six by Tony Gonzalez (2004 and 2000) and Jimmy Graham (2013). The Patriots record for most 100-yard games in a season is nine by Randy Moss (2007) and Stanley Morgan (1986). Gronkowski had three 100-yard games in 2017.

### MOST 100-YARD RECEIVING GAMES IN A SINGLE SEASON BY A TE

Player	Season	100-Yard Games
Tony Gonzalez . . . . .	2004	6
Tony Gonzalez . . . . .	2000	6
Jimmy Graham . . . . .	2013	6
<b>Rob Gronkowski</b> . . . . .	<b>2015</b>	<b>5</b>
<b>Rob Gronkowski</b> . . . . .	<b>2011</b>	<b>5</b>

## MOST TD CATCHES BY A PATS TE

### MOST TD CATCHES IN A SEASON BY A PATRIOTS TE

Player	Year	Rec	Yds	Avg	Lg	TD
<b>Rob Gronkowski</b> . . . . .	<b>2011</b>	<b>90</b>	<b>1,327</b>	<b>14.7</b>	<b>52t</b>	<b>17</b>
<b>Rob Gronkowski</b> . . . . .	<b>2014</b>	<b>82</b>	<b>1,124</b>	<b>13.7</b>	<b>46t</b>	<b>12</b>
<b>Rob Gronkowski</b> . . . . .	<b>2015</b>	<b>72</b>	<b>1,176</b>	<b>16.3</b>	<b>76t</b>	<b>11</b>
<b>Rob Gronkowski</b> . . . . .	<b>2012</b>	<b>55</b>	<b>790</b>	<b>14.4</b>	<b>41</b>	<b>11</b>
<b>Rob Gronkowski</b> . . . . .	<b>2010</b>	<b>42</b>	<b>546</b>	<b>13</b>	<b>28</b>	<b>10</b>
Ben Coates . . . . .	1996	62	682	11	84t	9

## IN GOOD COMPANY

In 2011, Rob Gronkowski joined Dallas Clark, Jimmy Graham, Tony Gonzalez and Todd Christensen, as the only tight ends in NFL history with 90-plus receptions, 1,000-plus yards and 10-plus touchdown receptions in a single season.

### TIGHT ENDS WITH 90-PLUS RECEPTIONS, 1,000-PLUS YARDS AND 10-PLUS TOUCHDOWNS IN A SEASON

Player	Rec.	Yards	TDs	Year
<b>Rob Gronkowski (NE)</b> . . . . .	<b>90</b>	<b>1,327</b>	<b>17</b>	<b>2011</b>
Jimmy Graham (NO) . . . . .	99	1,310	11	2011
Dallas Clark (IND) . . . . .	100	1,106	10	2009
Tony Gonzalez (KC) . . . . .	96	1,058	10	2008
Todd Christensen (LAR) . . . . .	92	1,247	12	1983

## GRONK NETS 26TH 100-YD GAME

Gronkowski finished with a career-best 168 yards at Pittsburgh on Dec. 17, 2017 for his 26th 100-yard receiving game, the second most by a tight end in NFL history to the 31 by Tony Gonzalez.

### MOST 100-YARD RECEIVING GAMES IN PATRIOTS HISTORY

Stanley Morgan . . . . .	38
Wes Welker . . . . .	28
<b>Rob Gronkowski</b> . . . . .	<b>26</b>
Randy Moss . . . . .	18

### MOST 100-YARD GAMES BY A PATRIOTS TIGHT END

Player	100-Yard Games
<b>Rob Gronkowski</b> . . . . .	<b>26</b>
Ben Coates . . . . .	9

### MOST 100-YARD GAMES BY A TIGHT END IN NFL HISTORY

Player	100-Yard Games
Tony Gonzalez . . . . .	31
<b>Rob Gronkowski</b> . . . . .	<b>26</b>
Kellen Winslow . . . . .	24
Jackie Smith . . . . .	22
Antonio Gates . . . . .	21
Jason Witten . . . . .	21
Shannon Sharpe . . . . .	19

Gronkowski had 168 yards receiving in the win at Pittsburgh on Dec. 17, 2017 and now has seven career games with 140 or more yards, tied with Shannon Sharpe (7) for the most by a tight end in NFL history.

## SECOND TO ONE

Gronkowski finished the 2011 season with 18 overall touchdowns (17 receiving, 1 rushing), passing Curtis Martin (17 overall in 1996) for the second highest single season total in Patriots history.

### MOST TOUCHDOWNS IN A SEASON IN PATRIOTS HISTORY

Player	Season	TDs
Randy Moss . . . . .	2007	23
<b>Rob Gronkowski</b> . . . . .	<b>2011</b>	<b>18</b>
LeGarrette Blount . . . . .	2016	18
Curtis Martin . . . . .	1996	17

## FINDING A WAY TO SCORE

Gronkowski has the second highest touchdown per reception percentage in NFL history among players with at least 200 receptions since the 1970 merger.

Player, Team	Rec	TD	Pct
Mike Quick, Philadelphia . . . . .	363	61	16.8
<b>Rob Gronkowski, New England</b> . . . . .	<b>474</b>	<b>76</b>	<b>16.0</b>
Wesley Walker, New York Jets . . . . .	438	71	16.2
Randy Moss, MIN, OAK, NE, TEN, SF . . . . .	982	156	15.9

## ALL-PURPOSE PLAYER

In 2011, Gronkowski became the second tight end in NFL history to rush for a touchdown, catch a touchdown, record a tackle and return a kickoff in the same season. Bo Scaife was the first to accomplish the feat in 2006 with Tennessee.

## END ZONE DOUBLE DOWN

Gronkowski's seven games with two or more touchdowns in 2011 are an NFL record for a tight end. Antonio Gates (San Diego in 2004) and Jerry Smith (Washington in 1967) each had four two-touchdown games. Gronkowski has 15 such games in his NFL career.

### MOST GAMES WITH 2+ TD RECEPTIONS/SEASON

8 . . . . .	Randy Moss (Patriots) . . . . .	2007
<b>7 . . . . .</b>	<b>Rob Gronkowski (Patriots)</b> . . . . .	<b>2011</b>
7 . . . . .	Cris Carter (Minnesota) . . . . .	1995
7 . . . . .	Jerry Rice (San Francisco) . . . . .	1987



# PATRIOTS OFFENSIVE NOTES

## LEAGUE LEADER

# 76

Gronkowski's 76 touchdown receptions since the start of the 2010 season are the most in the NFL. His 77 overall touchdowns are tied with LeSean McCoy for the most during that time.

### MOST TOUCHDOWN RECEPTIONS SINCE 2010

Player	Touchdowns
Rob Gronkowski	76
Dez Bryant	73
Jimmy Graham	69
Jordy Nelson	65
Calvin Johnson	62

### MOST TOUCHDOWN RECEPTIONS BY A TIGHT END SINCE 2010

Player	Touchdowns
Rob Gronkowski	76
Jimmy Graham	69
Antonio Gates	55
Jason Witten	41
Greg Olsen	38
Vernon Davis	38
Kyle Rudolph	37
Julius Thomas	36

## FOUR 3+ TD GAMES

With his three touchdowns against Pittsburgh (9/10/15), Gronkowski tied the Patriots record for most games with three or more touchdowns (4). His four three-touchdown performances are also most in the NFL since 2010.

### MOST GAMES WITH THREE OR MORE TDS IN PATRIOTS HISTORY

4	Rob Gronkowski
4	Randy Moss
2	LeGarrette Blount
2	Billy Lott
2	Curtis Martin
2	Larry Garron
2	Sam Cunningham

### MOST THREE-TD GAMES SINCE 2010

Player	Team	Games with three or more Rec. TDs
Rob Gronkowski	Patriots	3
Doug Baldwin	Seahawks	3
Odell Beckham Jr.	NY Giants	2
Antonio Brown	Pittsburgh	2
Michael Crabtree	Oakland	2
Victor Cruz	NY Giants	2
Vincent Jackson	San Diego	2
Calvin Johnson	Detroit	2
Brandon Marshall	Chicago	2
Jordy Nelson	Green Bay	2
Demaryius Thomas	Denver	2

## RACKING UP THE YARDS

Gronkowski is one of three tight ends in NFL history to tally four career 100-yard receiving games in the postseason and is tied with Deion Branch and Julian Edelman for the most postseason 100-yard games.

### MOST POSTSEASON 100-YARD RECEIVING GAMES BY A TIGHT END

Player	100-Yard Games
Rob Gronkowski	4
Vernon Davis	4
Keith Jackson	4
Dallas Clark	3
Greg Olsen	3
<b>Patriots Player</b>	<b>100-Yard Games</b>
Rob Gronkowski	4
Deion Branch	4
Julian Edelman	4
Wes Welker	3

## TIGHT END TDS

Gronkowski raised his career playoff total to 12 touchdowns in 2017, adding to his Patriots' playoff record for most touchdowns and adding to his NFL playoff record for most touchdowns by a tight end. Gronkowski had three touchdowns in the 2017 postseason, including two in Super Bowl LII.

### MOST POSTSEASON TOUCHDOWNS BY A TIGHT END

PLAYER	TDS
Rob Gronkowski	12
Dave Casper	7
Vernon Davis	7
Keith Jackson	6
Jay Novacek	6

### MOST POSTSEASON TOUCHDOWNS IN PATRIOTS HISTORY

PLAYER	TDs
Rob Gronkowski	12
LeGarrette Blount	8
James White	8
David Givens	7
Tom Brady	6
Danny Amendola	6

## POSTSEASON RECORDS

Gronkowski has 12 postseason touchdown receptions to tie John Stallworth for the second-most receiving touchdowns in the postseason.

### MOST POSTSEASON TOUCHDOWN RECEPTIONS IN NFL HISTORY

Player	TDs
Jerry Rice	22
Rob Gronkowski	12
John Stallworth	12
Fred Biletnikoff	10
Larry Fitzgerald	10
Antonio Freeman	10
Randy Moss	10
Hines Ward	10
Andre Reed	9
Steve Smith, Sr.	9
Lynn Swann	9
Reggie Wayne	9

### MOST RECEIVING YARDS BY A TIGHT END IN NFL POSTSEASON HISTORY

Player	Yards
Rob Gronkowski	972
Dallas Clark	847
Keith Jackson	834
Shannon Sharpe	814
Brent Jones	740
Jay Novacek	645
Greg Olsen	631
Vernon Davis	600

### MOST RECEPTIONS BY A TIGHT END IN NFL POSTSEASON HISTORY

Player	Receptions
Rob Gronkowski	68
Dallas Clark	64
Jay Novacek	62
Shannon Sharpe	62
Brent Jones	60
Keith Jackson	51





# PATRIOTS OFFENSIVE NOTES

## WR CHRIS HOGAN

### UNCONVENTIONAL JOURNEY

Despite a successful three year lacrosse career at Penn State, Hogan, also a standout football player in high school, said that playing college football was always in the back of his mind. Having redshirted his sophomore year of lacrosse, Hogan had an extra year of athletic eligibility following his fourth academic year at Penn State. As the football itch still lurked in the back of his mind, Chris played his final year of eligibility with the Monmouth football team, and at the end of the season joined in on some workouts with teammates who were training for the NFL Combine.

"I honestly didn't know if I had what it took to play in the NFL," Hogan wrote in the Tribune. "Still, it was one of those things where I didn't want to look back in five years and be like, 'Man, I wish I would've tried.'"

Chris did not get invited to compete in that year's Combine but turned heads during a Pro Day held at Fordham. Later that summer, he signed with the San Francisco 49ers as an undrafted free agent.

## G TED KARRAS

### SCHOOL'S NOT OUT

Although he already owns a bachelor's degree in communications and a master's degree in recreation, sport and tourism from his time at the University of Illinois, Ted Karras hasn't completely given up his notebook for an NFL playbook. Along with teammate Joe Thuney, Karras is pursuing his MBA from Indiana University thanks to an NFLPA program that provides tuition assistance for players while navigating a busy NFL schedule.

"It just seems to be that everyone keeps wanting to pay for my school, so I'm not going to turn it down," Karras told the Boston Globe.

Karras and Thuney began their MBA pursuit two weeks after the Patriots Super Bowl LI victory by taking online classes and Skyping with professors from Indiana University's Kelley School of Business up until training camp. They continued their classes in the 2018 offseason.

## OL SHAQ MASON

### A FAMOUS NAMESAKE

A noted sports fan and basketball enthusiast, Shaq's mother, Alicia McGuire, named him Shaquille Olajuwon Mason in 1993 after her two favorite NBA stars at the time, Shaquille O'Neal and Hakeem Olajuwon. The Tennessee native had the opportunity to meet one of his namesakes at a Memphis Grizzlies game while O'Neal was a member of the Miami Heat, receiving a special meet-and-greet and having his jersey signed.

## WR CORDARRELLE PATTERSON

### IN A RUSH

Patriots WR Cordarrelle Patterson has six rushing touchdowns in his career, tied for the seventh-most in NFL history by a wide receiver. The Patriots have had four receivers rush for a touchdown in a team history.

### MOST RUSHING TOUCHDOWNS BY A WIDE RECEIVER IN NFL HISTORY

Player	Rush TDs
Bobby Mitchell	18
Eric Metcalf	12
Charley Taylor	11
Jerry Rice	10
Tavon Austin	9
Frank Jackson	7
<b>Cordarrelle Patterson</b>	<b>6</b>
Bo Roberson	6

### RUSHING TOUCHDOWNS BY A PATRIOTS RECEIVER

- David Patten - 29-yard touchdown run at Indianapolis on Oct. 21, 2001
- Irving Fryar - 8-yard touchdown run at Seattle on Nov. 17, 1985
- Darryl Stingley - 34-yard touchdown run vs. Kansas City on Sept. 18, 1977
- Darryl Stingley - 23-yard touchdown run vs. Baltimore on Oct. 6, 1974

## WR MATTHEW SLATER

### WHAT TO LOOK FOR IN 2018

Matthew Slater has earned seven Pro Bowls (2011-17) as a special teams player to match Steve Tasker (1987, 1990-95) for the most special teams Pro Bowl honors in NFL history. He is the first with seven straight special teams Pro Bowl honors.

### LIKE FATHER LIKE SON

Slater is one of 10 sons of Hall of Fame members to be drafted in NFL history.

### HALL OF FAME FATHERS WITH SONS DRAFTED IN THE NFL

- Jackie Slater (class of 2001) - son, Matthew Slater (NE)**
- Bobby Bell (class of 1983) - son, Bobby Bell (NYJ)
- Tony Dorsett (class of 1994) - son, Anthony Dorsett (HOU)
- Bob Griese (class of 1990) - son, Brian Griese (DEN)
- Russ Grimm (class of 2010) - son, Cody Grimm (TB)
- Howie Long (class of 2000) - sons Chris Long (STL) and Kyle Long (CHI)
- Bruce Matthews (class of 2007) - son, Jake Matthews (ATL)
- Don Shula (class of 1997) - son, Mike Shula (TB)
- Kellen Winslow (class of 1995) - son, Kellen Winslow (CLE)

## PRO BOWL RECORD

Slater has earned seven Pro Bowl invitations (2011-17) as a special teams player to match Steve Tasker (1987, 1990-95) for the most special teams Pro Bowl honors in NFL history. Slater is the only special teams player to earn seven consecutive Pro Bowls.



# PATRIOTS OFFENSIVE NOTES

## ALL-STAR COMBINATION

Slater has been voted to the Pro Bowl for seven straight seasons, matching the seven that his father was voted to with the LA Rams. The Slater family's 14 combined Pro Bowls are the second most among father-son contingents to have been voted to at least one Pro Bowl each.

### MOST FATHER AND SON PRO BOWL SELECTIONS

Players	Pro Bowls
Archie (2), Peyton (14) and Eli Manning (4) . . . . .	20
<b>Jackie (7) and Matthew Slater (7) . . . . .</b>	<b>14</b>

## ELECTED TEAM LEADER

Patriots wide receiver Matthew Slater has been named to seven straight Pro Bowls (2011-17) for his special teams work, but perhaps more revealing of his value to New England is the fact that he was elected a captain by his teammates for the seventh straight season in 2017.

The special teams ace was willing to share his advice on being a great captain with high school football players in a story published by *The Boston Globe*. "I think first and foremost, you have to be able to put others before yourself. Being a captain and leadership is about serving, and to me, that means a great deal of sacrifice – putting aside personal agendas for the greater common goal. Leadership is equated with sacrifice. I think you have to be willing to do whatever it takes for the unit to succeed. I think you need to lead by example. A lot of times, it's about what you do, not what you say."

## SLATER'S EMERGENCE WAS SPECIAL

Bill Belichick acknowledged Matthew Slater's role as a gunner on special teams: "Matt is one of the best in the league," Belichick said. "Any time the punt return team has to double somebody, that makes it one less guy they can use somewhere else in the return. He almost always draws two guys out there unless they're in an eight-man rush. Most of the time, there's two guys out there – fourth-and-short, where they're trying to protect the box – but he draws a lot of double teams, and deservedly so. He does an outstanding job of covering punts."

## OL JOE THUNEY

### THUNEY DOES HAVE THE SIZE

An Ohio native, Joe Thuney was told he may not have the size to play offensive line in the Big Ten conference for his hometown Ohio State Buckeyes. Settling on North Carolina State, Thuney went on to become a mainstay on the offensive line while also earning his bachelor's degree in accounting in just three years, added an international studies degree and also minored in Spanish.

### BACK TO SCHOOL

Along with teammate Ted Karras, Joe Thuney has taken advantage of an NFL-PA program that assists its players in earning college degrees. After earning his degree in accounting while also studying international studies at N.C. State, Thuney is now pursuing his MBA through Indiana University's Kelley School of Business.

## RB JAMES WHITE

### WHITE CATCHES TD PASSES

RB James White has the most touchdown receptions by a running back in the NFL since 2015 with 12.

#### RUNNING BACK WITH THE MOST RECEIVING TD SINCE 2015

Player	Team	TDs
<b>James White . . . . .</b>	<b>Patriots . . . . .</b>	<b>12</b>
Theo Riddick . . . . .	Lions . . . . .	10
David Johnson . . . . .	Cardinals . . . . .	8
Chris Thompson . . . . .	Redskins . . . . .	8
Danny Woodhead . . . . .	Chargers/Ravens . . . . .	7

## WHITE HAS CAREER DAY

White set career regular season highs with 10 receptions and 115 receiving yards vs. Philadelphia (12/6/15). White's 115 receiving yards are the second-highest such total for a Patriots running back since the 1970 AFL-NFL merger, trailing only Shane Vereen's team-record 153 receiving yards vs. Cleveland on Dec. 8, 2013. White tied his career high with 10 receptions vs. Carolina on Oct. 1, 2017 and became the second Patriots running back with two regular games with at least 10 receptions.

#### PATRIOTS HISTORY/MOST RECEIVING YARDS IN A GAME BY A RUNNING BACK

Player	Date	Opp	Rec
Shane Vereen . . . . .	12/08/13 . . . . .	CLE . . . . .	153
Dick Christy . . . . .	11/04/60 . . . . .	OAK . . . . .	124
Joe Johnson . . . . .	11/25/60 . . . . .	HOU . . . . .	123
<b>James White . . . . .</b>	<b>12/06/15 . . . . .</b>	<b>PHI . . . . .</b>	<b>115</b>
Larry Garron . . . . .	12/11/66 . . . . .	HOU . . . . .	113
Tony Collins . . . . .	10/27/85 . . . . .	TB . . . . .	109
Kevin Faulk . . . . .	11/10/02 . . . . .	CHI . . . . .	109
Kevin Faulk . . . . .	11/23/03 . . . . .	HOU . . . . .	108
Billy Lott . . . . .	10/22/61 . . . . .	BUF . . . . .	108

#### PATRIOTS HISTORY / MOST RECEPTIONS IN A GAME BY A RUNNING BACK

Player	Date	Opp	Rec
Shane Vereen . . . . .	12/08/13 . . . . .	CLE . . . . .	12
Tony Collins . . . . .	11/29/87 . . . . .	PHI . . . . .	11
Kevin Faulk . . . . .	09/03/20 . . . . .	TB . . . . .	11
Leroy Thompson . . . . .	11/13/94 . . . . .	MIN . . . . .	11
<b>James White . . . . .</b>	<b>10/01/17 . . . . .</b>	<b>CAR . . . . .</b>	<b>10</b>
<b>James White . . . . .</b>	<b>12/06/15 . . . . .</b>	<b>PHI . . . . .</b>	<b>10</b>
Tony Collins . . . . .	11/16/86 . . . . .	LAR . . . . .	10
Tony Collins . . . . .	09/28/86 . . . . .	DEN . . . . .	9
Kevin Faulk . . . . .	12/29/02 . . . . .	MIA . . . . .	9

## SUPER BOWL RECORD SETTER

White set a Super Bowl record with 14 receptions for 110 yards in Super Bowl LI. The previous high was 13 receptions by WR Demaryius Thomas of Denver in Super Bowl XLVII.

#### MOST RECEPTIONS IN A SUPER BOWL/GAME

- 14 James White vs. Atlanta - Super Bowl LI**
- 13 Demaryius Thomas vs. Seattle - Super Bowl XLVII
- 11 Dan Ross vs. San Francisco - Super Bowl XVI
- 11 Jerry Rice vs. San Diego - Super Bowl XXIX
- 11 Wes Welker vs. N.Y. Giants - Super Bowl XLII
- 11 Shane Vereen vs. Seattle - Super Bowl XLIX

White also set a Super Bowl record by scoring 20 points with two rushing touchdowns, one touchdown reception and one two-point conversion.

#### MOST POINTS SCORED IN A SUPER BOWL

- 20 James White - Super Bowl LI**
- 18 Roger Craig - Super Bowl XIX
- 18 Jerry Rice - Super Bowl XXIV
- 18 Ricky Watters - Super Bowl XXIX
- 18 Terrell Davis - Super Bowl XXXII

#### MOST TOUCHDOWNS IN A SUPER BOWL

- 3 James White, Super Bowl LI - (2 rushing and 1 receiving)**
- 3 Roger Craig, Super Bowl XIX - (1 rushing, 2 receiving)
- 3 Jerry Rice, Super Bowl XXIV - (3 receiving)
- 3 Ricky Watters, Super Bowl XXIX - (1 rushing, 2 receiving)
- 3 Terrell Davis, Super Bowl XXXII - (3 rushing)

## RUNNING BACK RECEPTIONS

RB James White had 56 catches in 2017. The Patriots record for most receptions by a running back is 77 by Tony Collins in 1986.

#### MOST RECEPTIONS IN A SEASON BY A PATRIOTS RUNNING BACK

- 77 Tony Collins in 1986
- 65 Leroy Thompson in 1994
- 60 James White in 2016
- 58 Kevin Faulk in 2008
- 56 James White in 2017**



# PATRIOTS DEFENSIVE NOTES

## DL ADAM BUTLER

### CAREER DEFINING CONTEST

Adam Butler arrived at Vanderbilt as an accomplished high school offensive lineman and spent his freshman season redshirting as a backup at center and guard. During his first offseason, Butler entered a rib eating contest, which judges ruled his team had lost. Butler disagreed and began arguing with the judges. Then Commodore defensive coordinator Bob Shoop was in attendance and witnessed Butler's demeanor and was impressed with his competitive attitude. Shoop convinced then head coach James Franklin to ask Butler to transition to defense.

"Coach Franklin brought me into his office and he asked me what I wanted, and I wanted whatever was best for the team," Butler told *The Tennessean*. "Because we were so short on defensive linemen at that time, that's how it happened."

## DL TREY FLOWERS

### FLOWERS DOUBLES DOWN AGAIN

DL Trey Flowers moved into a starting role in the second half of the 2016 season and posted three two-sack games as a result. In his final eight games of 2016, he recorded seven total sacks, ranking sixth in the NFL during that span.

#### Most Sacks in Second Half of 2016

Vic Beasley, Jr. ....	9
Cameron Wake ....	8.5
Danielle Hunter ....	8.5
Khalil Mack ....	8
Olivier Vernon ....	7.5
<b>Trey Flowers ....</b>	<b>7</b>

### MULTI-SACK GAMES

#### MOST GAMES WITH 2+ SACKS 2016-17

Name	Multi-Sack Games
Calais Campbell (ARI/JAX) .....	6
Joey Bosa (SD/LAC) .....	5
<b>Trey Flowers (Patriots) .....</b>	<b>5</b>
Everson Griffen (Minnesota) .....	5
Cameron Heyward (Pittsburgh) .....	5
Ryan Kerrigan (Washington) .....	5
Terrell Suggs (Baltimore) .....	5
Vic Beasley Jr. (Atlanta) .....	4
Akiem Hicks (Chicago) .....	4
Chandler Jones (Arizona) .....	5
Khalil Mack (Oakland) .....	4
Von Miller (Denver) .....	4
Yannick Ngakoue (Jacksonville) .....	4
Jason Pierre-Paul (N.Y. Giants) .....	4
18 Players .....	3

## DB DURON HARMON

### HARMON SECURES THE WIN

Duron Harmon picked off Pittsburgh QB Ben Roethlisberger in the end zone with five seconds to play to secure a 27-24 win on Dec. 17, 2017. It was the fourth time overall that he has picked off a pass in the end zone to secure a win and the second time in the 2017 season. He intercepted Houston QB DeShaun Watson in the end zone as time expired to secure the win on Sept. 24, 2017. He picked off Miami QB Ryan Tannehill in the end zone with nine seconds to play to secure the Patriots 31-24 win on Sept. 18, 2016, and Harmon intercepted a Joe Flacco pass in the end zone with 1:39 left to preserve the Patriots 35-31 lead in an AFC Divisional win vs. Baltimore on Jan. 10, 2015. Ten of his 14 career interceptions have been in the fourth quarter.

### 4TH QUARTER PICKS

Throughout his six NFL seasons, Duron Harmon has shown a knack for notching late-game interceptions. Of his 14 career picks, 10 have come in the fourth quarter, with six of those occurring during the final two minutes of the second half.

#### 4TH QUARTER INTERCEPTIONS

Date	Opponent	Result
10/27/13 .....	vs. MIA. ....	W, 27-17
11/3/13 .....	vs. PIT .....	W, 55-31
1/10/15 .....	vs. BAL .....	W, 35-31*
9/10/15 .....	vs. PIT .....	W, 28-21
10/29/15 .....	vs. MIA. ....	W, 36-7
9/18/16 .....	vs. MIA. ....	W, 31-24
1/14/17 .....	vs. HOU .....	W, 34-16*
9/24/17 .....	vs. HOU .....	W, 36-33
11/26/17 .....	vs. MIA. ....	W, 35-17
12/17/17 .....	at PIT .....	W, 27-24

#### INTERCEPTIONS IN THE FINAL 2 MINUTES

Date	Opponent	Time Remaining
10/27/13 .....	vs. MIA. ....	:0:55
01/10/15 .....	vs. BAL .....	1:46*
9/18/16 .....	vs. MIA. ....	:0:09
9/24/17 .....	vs. HOU .....	:0:03
11/26/17 .....	vs. MIA. ....	1:54
12/17/17 .....	at PIT .....	:0:09

\* Playoff Game

#### HARMON INTERCEPTION NOTES:

- Eight of 11 occurred in the 4th quarter.
  - (10 of 14 including postseason)
- Five of 11 occurred in the final two minutes of the game.
  - (6 of 14 including postseason)
- Three of 11 occurred in the end zone.
  - (Four of 14 including postseason)
- Six of 11 occurred inside the Patriots red zone.
  - (Nine of 14 including postseason)
- Nine of 11 occurred inside the Patriots 35-yard line.
  - (12 of 14 including postseason)
- All 11 occurred in Patriots' wins.
  - (13 of 14 including postseason)
- Five of 11 have occurred against Miami.
  - (Four of five against Ryan Tannehill)
- Eight of 11 have occurred against either Miami or Pittsburgh.
  - Eight of 11 have occurred at Gillette Stadium.
    - (10 of 14 including postseason)



# PATRIOTS DEFENSIVE NOTES

## LB DONT'A HIGHTOWER

### WEARING BRUSCHI'S JERSEY #54

As a first round draft pick, Dont'a Hightower is used to high expectations. Hightower went to training camp with jersey #45 but was switched to jersey #54 prior to the start of his rookie year in 2012. Former LB Tedy Bruschi wore #54 for 13 seasons.

Hightower understands the importance of the number and hopes to live up to its legacy. "I definitely feel honored to be able to wear this number," Hightower said. "I've read that Tedy didn't want it to be retired and he hoped another linebacker would come in and be able to wear



this number and be able to play as well. I feel honored. Tedy was a great player, and he means a lot to this organization. I'm definitely proud to be able to wear this number."

### WINNER ON MULTIPLE LEVELS

Dont'a Hightower and Russell Maryland (2 national championships at University of Miami and three Super Bowl Championships with Dallas) are the only two players in NFL history with two national championships and two Super Bowl wins.

## DB DEVIN McCOURTY

### WHAT TO LOOK FOR IN 2018

Devin McCourty enters 2018 tied with Ty Law for second-most Pro Bowls as a Patriots defensive back with four. Only CB Mike Haynes had more Pro Bowl invites as a Patriots DB with six.

### DOUBLE TROUBLE

After being selected by the Patriots in the first round of the 2010 NFL Draft, CB Devin McCourty became part of a select group in league history. McCourty's identical twin brother, Jason, joined the Patriots this past offseason for his 10th NFL season. The two became the 12th set of twins to play in the NFL. They look to become the first set of twins to play together on the same team since 1926 when Gene and Tom Golsen suited up together for the Louisville Colonels.

Devin and Jason were cornerbacks in the Rutgers secondary from 2005-08. Devin redshirted for the 2005 season and was a year behind his brother in eligibility. Devin became the second twin to suit up for the Patriots, after CB Kato Serwanga was a member of the team from 1998-2000. His twin brother, Jason, played for San Francisco and Minnesota from 1999-2001. According to McCourty's mother, the two can only be told apart by tiny scars on their faces left by chickenpox.

### McCOURTY GOES LONG

McCourty had a 104-yard kickoff return for a touchdown vs. N.Y. Jets (10/21/12), the second longest kickoff return in team history. Ellis Hobbs has the longest in team history with a 108-yard return for a touchdown at N.Y. Jets on Sept. 9, 2007. He was named AFC Special Teams Player of the Week for his performance.

#### Longest Kickoff return in Patriots History

Ellis Hobbs .....108TD at N.Y. Jets (9-9-07)

**Devin McCourty .....104TD vs. N. Y. Jets (10-21-12)**

### IN GOOD COMPANY

McCourty earned Associated Press All-Pro Second Team honors at safety in 2013 and 2016. He also earned Second Team All-Pro Honors as a rookie in 2010 when he played cornerback. McCourty joins Pro Football Hall of Famers Rod Woodson and Ronnie Lott as the only NFL players to earn All-Pro honors at both safety and cornerback.

## BROTHERS IN ARMS

Devin, along with twin brother Jason McCourty, has seen first-hand the effects of sickle cell disease. Both their aunt and uncle lived with the disease while their father carried the trait. Devin and Jason partnered with Embrace Kids Foundation to form their own "Tackle Sickle Cell" campaign aiming to educate the public, increase blood donations and raise money and awareness for the fight against sickle cell disease. Devin's work with the local Boston Children's Hospital has helped advance research of the disease with doctors now as close as they've ever been to a cure.




# PATRIOTS SPECIAL TEAMS NOTES

## K STEPHEN GOSTKOWSKI

### WHAT TO LOOK FOR IN 2018

- ★ If Stephen Gostkowski leads the NFL in scoring in 2018, he will set the NFL mark for most seasons leading the NFL in scoring with six, moving past Don Hutson (5) and Gino Cappelletti (5). Gostkowski has led the NFL in scoring in 2008, 2012-14 and 2015.
- ★ In 2015, Gostkowski became the first NFL player with four seasons of 150 or more points. He added his fifth season of 150 or more points in 2017 and can add to that number in 2018.
- ★ Gostkowski (5) needs one more 30-field goal season in 2018 to move out of a tie with David Akers (5), John Carney (5) and Justin Tucker (5) for the most in NFL history with six seasons of 30 or more field goals.
- ★ Gostkowski has led the NFL in field goals three times (2008, 2013 and 2014), and if he leads the NFL in field goals in 2018, he will join Lou Groza (5), Jack Manders (4), Ward Cuff (4) and Mark Moseley (4) as the only NFL players to lead the NFL in field goals in at least four seasons.
- ★ Gostkowski made 92.5 (37-of-40) percent of his field goals in 2017. He tied Adam Vinatieri (2002, 2004, 2010, 2014 and 2015) for the most seasons at 90 percent on field goals with five and needs one more season of 90 percent to set the NFL mark.
- ★ Gostkowski (1,613) enters the 2018 season 18th on the NFL's all-time list for points.
- ★ Gostkowski (180) is second all-time in postseason points, behind Adam Vinatieri (234) and will look to add to those numbers in 2018.
- ★ Gostkowski is third on the NFL's all-time postseason list with 34 field goals behind Adam Vinatieri (56) and David Akers (39).
- ★ Gostkowski (340) is 10 field goals away from becoming the 19th kicker in NFL history to convert 350 field goals in his career.



### FRANCHISE SCORING LEADER

Gostkowski became the Patriots all-time leader in points, passing Adam Vinatieri in 2014 vs. Miami (12/14).

Player	Points
Stephen Gostkowski	1,613
Adam Vinatieri	1,158
Gino Cappelletti	1,130

### NFL SCORING LEADER

Gostkowski is the first NFL player with five 150 point seasons. His 156 points in 2017 are tied for the second most of his career and the second most in the NFL in 2017.

#### Patriots Record for Most Points in a Season

- 158 . Stephen Gostkowski, 2013
- 156 . Stephen Gostkowski, 2017
- 156 . Stephen Gostkowski, 2014
- 155 . Gino Cappelletti, 1964 (includes 7 TDs)
- 153 . Stephen Gostkowski, 2012
- 151 . Stephen Gostkowski, 2015
- 148 . Stephen Gostkowski, 2008
- 147 . Gino Cappelletti, 1961

#### NFL Record for Most Points by a Kicker

- 166 . David Akers (SF) in 2011
- 164 . Gary Anderson (MIN) in 1998
- 163 . Jeff Wilkins (STL) in 2003
- 161 . Mark Moseley (WAS) in 1983
- 158 . Stephen Gostkowski (NE) in 2013
- 158 . Matt Bryant (ATL) in 2016
- 158 . Greg Zuerlein (LAR) in 2017
- 157 . Mike Vanderjagt (Indianapolis) in 2003
- 156 . Stephen Gostkowski (NE) in 2017
- 156 . Stephen Gostkowski (NE) in 2014
- 153 . Stephen Gostkowski (NE) in 2012
- 151 . Stephen Gostkowski (NE) in 2015

### NFL SCORING LEADER

Gostkowski has the 18th most points in NFL history.

#### MOST POINTS / CAREER

1. Morten Andersen . . . . . 2,544
2. Adam Vinatieri . . . . . 2,487
3. Gary Anderson . . . . . 2,434
4. Jason Hanson . . . . . 2,150
5. John Carney . . . . . 2,062
6. Matt Stover . . . . . 2,004
7. George Blanda . . . . . 2,002
8. Jason Elam . . . . . 1,983
9. John Kasay . . . . . 1,970
10. Phil Dawson . . . . . 1,817
11. Sebastian Janikowski . . . . . 1,799
12. Norm Johnson . . . . . 1,736
13. David Akers . . . . . 1,721
14. Nick Lowery . . . . . 1,711
15. Jan Stenerud . . . . . 1,699
16. Ryan Longwell . . . . . 1,687
17. Matt Bryant . . . . . 1,624
18. Stephen Gostkowski . . . . . 1,613
19. Eddie Murray . . . . . 1,594
20. Al Del Greco . . . . . 1,584

### GOSTKOWSKI GOES LONG

Gostkowski kicked a franchise record 62-yard field goal against Oakland in Mexico City (11/19/17). Gostkowski had set a team record with a 58-yard field goal in the second quarter vs. Carolina on Oct. 1, 2017. It is the 18th field goal of 60 or more yards in NFL history.

#### LONGEST FIELD GOALS IN NFL HISTORY

Player	Team	Opponent	Date	Distance
Matt Prater	DEN	vs. TEN	12/08/13	64
Tom Dempsey	NO	vs. DET	11/08/70	63
Jason Elam	DEN	vs. JAX	10/25/98	63
Sebastian Janikowski	OAK	at DEN	09/12/11	63
David Akers	SF	vs. GB	09/09/12	63
Stephen Gostkowski	NE	at OAK	11/19/17	62
Matt Bryant	TB	vs. PHI	10/22/06	62

#### LONGEST FIELD GOALS IN PATRIOTS HISTORY

Player	Opponent	Date	Distance
Stephen Gostkowski	at OAK	11/19/17	62
Stephen Gostkowski	vs. CAR	10/01/17	58
Stephen Gostkowski	at DAL	10/11/15	57
Adam Vinatieri	at CHI	11/10/02	57
Adam Vinatieri	at STL	12/13/98	55
Matt Bahr	at MIA	11/12/95	55

## TEAM FG RECORD

Gostkowski moved past Adam Vinatieri (263) in 2015 to become the Patriots all-time leader with 340 career field goals.

#### MOST FIELD GOALS IN PATRIOTS HISTORY

Stephen Gostkowski	340
Adam Vinatieri	263
Gino Cappelletti	176
John Smith	128





# PATRIOTS SPECIAL TEAMS NOTES

## CONSECUTIVE EXTRA POINTS

Gostkowski set an NFL record for most consecutive extra points made in the regular season.

### Most Consecutive (Kicking) PATS

<b>478</b> . . . . . Stephen Gostkowski, NE, 2006-2016
422 . . . . . Matt Stover, BAL, IND 1996-2009
371 . . . . . Jason Elam, DEN, 1993-2002
371 . . . . . Jeff Wilkins, STL, 1999-2007
360 . . . . . Jay Feely, ATL, NYG, MIA, NYJ, ARZ, CHI, 2002-14

## EVEN STEPHEN

Gostkowski has connected on 87.6 percent of his regular season field goal attempts in his career, the best percentage in Patriots history. Additionally, Gostkowski's 87.6 field goal percentage is third-best among NFL kickers all-time.

### PATRIOTS ALL-TIME LEADERS / FIELD GOAL PCT.

(Minimum 50 Attempts)

Player	Years	FGM	FGA	Pct.
<b>Stephen Gostkowski</b> . . . . .	<b>2006-17</b> . . . . .	<b>340</b> . . . . .	<b>388</b> . . . . .	<b>.876</b>
Adam Vinatieri . . . . .	1996-05 . . . . .	263 . . . . .	321 . . . . .	.819
Matt Bahr . . . . .	1993-95 . . . . .	55 . . . . .	72 . . . . .	.764

### NFL ALL-TIME LEADERS / FIELD GOAL PCT.

(Minimum 50 Attempts)

Player	Years	FGM	FGA	Pct.
Justin Tucker . . . . .	2012-17 . . . . .	202 . . . . .	224 . . . . .	.90.2
Dan Bailey . . . . .	2011-17 . . . . .	186 . . . . .	210 . . . . .	.88.6
<b>Stephen Gostkowski</b> . . . . .	<b>2006-17</b> . . . . .	<b>340</b> . . . . .	<b>388</b> . . . . .	<b>.87.6</b>
Steven Hauschka . . . . .	2008-17 . . . . .	220 . . . . .	252 . . . . .	.87.3
Robbie Gould . . . . .	2005-17 . . . . .	325 . . . . .	374 . . . . .	.86.9
Mike Vanderjagt . . . . .	1998-06 . . . . .	230 . . . . .	266 . . . . .	.86.5
Nate Kaeding . . . . .	2004-12 . . . . .	181 . . . . .	210 . . . . .	.86.2
Kai Forbath . . . . .	2012-17 . . . . .	116 . . . . .	135 . . . . .	.85.9
Matt Bryant . . . . .	2002-17 . . . . .	368 . . . . .	429 . . . . .	.85.8
Rob Bironas . . . . .	2005-13 . . . . .	239 . . . . .	279 . . . . .	.85.7
Shayne Graham . . . . .	2001-15 . . . . .	277 . . . . .	324 . . . . .	.85.5

## GOSTKOWSKI HAS TEAM MARK

Gostkowski scored at least one point in 142 straight games, a franchise record. He set the new record in a win vs. Denver on Nov. 24, 2013. The record ended in the shutout loss vs. Buffalo on Oct. 2, 2016.

### PATRIOTS RECORD FOR MOST CONSECUTIVE GAMES SCORED

<b>142</b> . . . . . Stephen Gostkowski (12/17/06 to 10/02/16)
101 . . . . . Adam Vinatieri (11/24/96 to 12/29/02)
101 . . . . . John Smith (09/28/75 to 10/02/80)

## 1,000-POINT BENCHMARK

Gostkowski (1,613) reached the 1,000 point mark in only his 119th career game. He is the only kicker in NFL history to reach 1,000 career points in fewer than 120 career games played.

### KICKERS TO REACH 1,000 POINTS IN FEWEST GAMES:

Player	Points	Games
<b>Stephen Gostkowski</b> . . . . .	<b>1,009</b> . . . . .	<b>119</b>
Mike Vanderjagt . . . . .	1,004 . . . . .	126
Jason Elam . . . . .	1,003 . . . . .	132
Ryan Longwell . . . . .	1,002 . . . . .	136
Jan Stenerud . . . . .	1,002 . . . . .	136

## GOSTKOWSKI PILING ON

Gostkowski is the Patriots' all-time leading scorer in the postseason and is second for the most postseason points all-time.

### Most Kicking Points in the Postseason

Adam Vinatieri . . . . .	234
<b>Stephen Gostkowski</b> . . . . .	<b>180</b>
David Akers . . . . .	175
Gary Anderson . . . . .	153
Mason Crosby . . . . .	137
George Blanda . . . . .	115
Matt Stover . . . . .	106
Matt Bahr . . . . .	103

### MOST FIELD GOALS IN THE POSTSEASON

Adam Vinatieri - 56
David Akers - 39
<b>Stephen Gostkowski - 34</b>
Gary Anderson - 32
Mason Crosby - 26

### Most Points in the Postseason

1. Adam Vinatieri . . . . .	234
<b>2. Stephen Gostkowski</b> . . . . .	<b>180</b>
3. David Akers . . . . .	175
4. Gary Anderson . . . . .	153
5. Mason Crosby . . . . .	137
6. Jerry Rice . . . . .	132
7t. Emmitt Smith . . . . .	126
7t. Thurman Thomas . . . . .	126
9. George Blanda . . . . .	115
10. Matt Stover . . . . .	106
11. Matt Bahr . . . . .	103
12. Franco Harris . . . . .	102

## FIVE-TIME LEAGUE LEADER

Gostkowski led the NFL in scoring for the fourth straight season in 2015 with 151 points in 2015. He also led the NFL with 156 points in 2014, 158 points in 2013, 153 points in 2012 and 148 points in 2008. He joins Don Hutson and Gino Cappelletti as the only players to lead the NFL in scoring five times.

### NFL Record for Most Seasons Leading the League in Scoring

<b>5 Stephen Gostkowski (2008, 2012-15)</b>
5 Don Hutson, Green Bay (1940-44)
5 Gino Cappelletti, Patriots (1961, 1963-66)
3 Earl Clark, Portsmouth (1932), Detroit (1935-36)
3 Pat Harder, Chicago Cardinals (1947-49)
3 Paul Hornung, Green Bay (1959-61)

## GOSTKOWSKI GAME WINNERS

Gostkowski has seven career regular season game-winning kicks and one in the playoffs. Those kicks are listed below.

### GOSTKOWSKI'S CAREER GAME-WINNING FIELD GOALS

Time Left	Distance	Final Score	OPP	Date
3:44 4th . . . . .	32 . . . . .	23-21 . . . . .	@ ARI . . . . .	09/11/2016
0:01 4th . . . . .	54 . . . . .	27-16 . . . . .	@ NYG . . . . .	11/15/2015
3:12 4th . . . . .	53 . . . . .	34-31 . . . . .	@ HOU . . . . .	12/01/2013
1:56, OT . . . . .	31 . . . . .	34-31 . . . . .	DEN . . . . .	11/24/2013
0:05, 4th . . . . .	35 . . . . .	23-21 . . . . .	@ BUF . . . . .	09/08/2013
1:56, OT . . . . .	35 . . . . .	23-20 . . . . .	BAL . . . . .	10/17/2010
11:02 OT . . . . .	48 . . . . .	29-26 . . . . .	NYJ . . . . .	10/21/2012
1:10, 4th . . . . .	31 . . . . .	24-21 . . . . .	@ SD . . . . .	01/14/2007*

\*Postseason



# PATRIOTS SPECIAL TEAMS NOTES

## GOSTKOWSKI DRILLS 300TH FG

Gostkowski's 29-yard field goal in the first quarter vs. NY Jets (12/24/16) was his 300th career field goal. He is one of 31 NFL players to reach 300 career field goals.

### MOST FIELD GOALS AMONG ACTIVE NFL KICKERS

Adam Vinatieri	559
Phil Dawson	436
Sebastian Janikowski	414
Matt Bryant	368
<b>Stephen Gostkowski</b>	<b>340</b>

## GOSTKOWSKI BREAKS HIS OWN TEAM RECORD

Gostkowski set a Patriots franchise record with 38 field goals in 2013 and now owns the top six field goal seasons in team history. His 37 field goals in 2017 were one behind his record of 38 in 2013.

### MOST FIELD GOALS MADE IN A SEASON/PATRIOTS

Player	Field Goals	Year
Stephen Gostkowski	38	2013
Stephen Gostkowski	37	2017
Stephen Gostkowski	36	2008
Stephen Gostkowski	35	2014
Stephen Gostkowski	33	2015
Tony Franklin	32	1986
Adam Vinatieri	31	2004
Adam Vinatieri	31	1998

## ON THE MARK

Gostkowski made 92.5 (37-of-40) of his field goals in 2017. He is now tied with Adam Vinatieri for the most seasons at 90 percent in field goals with five.

### PATRIOTS BEST FIELD GOAL PCT./SEASON (Minimum 30 Attempts)

Player	Years	FGM	FGA	Pct.
Stephen Gostkowski	2014	35	37	94.6
Adam Vinatieri	2004	31	33	93.9
Stephen Gostkowski	2013	38	41	92.7
Stephen Gostkowski	2017	37	40	92.5
Stephen Gostkowski	2015	33	36	91.7
Stephen Gostkowski	2008	36	40	90.0
Adam Vinatieri	2002	27	30	90.0

## MOST 50-YARD FIELD GOALS IN TEAM HISTORY

Gostkowski has the most 50-yard field goals in New England history.

### PATRIOTS RECORD FOR MOST 50-YARD FIELD GOALS

Player	Years	FGM	FGA	Pct.
Stephen Gostkowski	2006-17	23	30	76.7
Adam Vinatieri	1996-2005	8	17	47.1
Tony Franklin	1984-87	3	6	50.0

## 30-PLUS FIELD GOAL SEASONS

Gostkowski is one of four players to make 30 or more field goals in five seasons after reaching 37 field goals in 2017.

### MOST 30 FIELD GOAL SEASONS

Player	Team	Years	Seasons
Stephen Gostkowski	NE	2008, 2013-15, 2017	5
David Akers	SF/PHI	2002, 2008-11	5
John Carney	NYG/NO/SD	1993-94, 1999, 2002, 08	5
Justin Tucker	BAL	2012-13, 2015-17	5
Adam Vinatieri	IND/NE	1998, 2004, 2013-14	4
Jay Feely	ARI/NYJ/NYG/ATL	2002, 05, 09, 13	4
Matt Stover	BAL	2000-01, 03, 05	4
Robbie Gould	CHI, NYG, SF	2006-07, 2015, 2017	4

## FOURTH-MOST FGs IN A SEASON

### MOST FIELD GOALS MADE IN A SEASON/NFL

Player	Field Goals	Year
David Akers (San Francisco)	44	2011
Neil Rackers (Arizona)	40	2005
Olindo Mare (Miami)	39	1999
Robbie Gould (SF)	39	2017
Jeff Wilkins (St. Louis)	39	2003
Stephen Gostkowski (Patriots)	38	2013
Harrison Butker (KC)	38	2017
Greg Zuerlein (LA Rams)	38	2017
Justin Tucker (Baltimore)	38	2016
Justin Tucker (Baltimore)	38	2013

## MOST 50-YARD FGs IN A SEASON

Gostkowski was 5-of-6 on 50 yard field goals in 2013, the most by a Patriots player in a single season and was 4-of-5 from 50 yards in 2015. The NFL record for most successful 50-yard field goals in a season is 10 by Blair Walsh in 2012 with Minnesota. Gostkowski was 4-for-4 from 50 yards or more in 2017.

## KICKING A CAREER HIGH

Gostkowski made five field goals vs. Cincinnati (10/5/14), setting a new single-game career high. Gostkowski's five field goals tied the second highest single-game total in Patriots history, trailing only Gino Cappelletti's six successful field goals on Oct. 4, 1964. The last time a Patriots player had five field goals in a game was on Nov. 14, 2004, when Adam Vinatieri had five field goals vs. Buffalo.

## TWO FROM 50-PLUS

Gostkowski drilled a 62-yard field goal and a 51-yarder in Mexico City against Oakland on Nov. 19, 2017. It is the third time that he has kicked two 50-yarders in a single game. He drilled a 51-yard field goal and a 53-yarder vs. Arizona (9/16/12) and connected on two 53-yard field goals at Houston (12/1/13). He is the first Patriots player to have two 50-yard field goals in the same game.



# PATRIOTS REFERENCE NOTES

## 8 STRAIGHT 12-WIN SEASONS

In 2017, the Patriots won at least 12 games for an NFL-record eighth straight season. It is the 12th time in team history that the Patriots have won at least 12 games in a season.

### CONSECUTIVE 12-WIN SEASONS SINCE 1970 MERGER

<b>New England Patriots</b> . . . . .	<b>8 (2010-17)</b>
Indianapolis Colts . . . . .	7 (2003-09)
Dallas Cowboys . . . . .	4 (1992-95)

### 12-WIN SEASONS SINCE 1970 MERGER

San Francisco . . . . .	13
<b>New England</b> . . . . .	<b>12</b>
Dallas . . . . .	12
Denver . . . . .	11
Pittsburgh . . . . .	10

## DIVISIONAL DOMINANCE I

The Patriots have the highest winning percentage vs. division opponents from November until the end of the season since 2002.

Team	W	L	T	Pct.
<b>New England</b> . . . . .	<b>42</b>	<b>12</b>	<b>0</b>	<b>.778</b>
Indianapolis . . . . .	41	15	0	.732
Pittsburgh . . . . .	46	18	0	.719
Green Bay . . . . .	41	20	1	.669
Seattle . . . . .	36	19	0	.665

## TOP-10 OFFENSE

Since the 1970 merger, the Patriots offense has finished in the top 10 a total of 22 times, including 12 times under Bill Belichick. The 2017 Patriots finished first in the NFL for the fourth time (1978, 2007, 2012 and 2017)

Year	Rank	Yards per Game
<b>2017</b> . . . . .	<b>1</b>	<b>394.2</b>
2016 . . . . .	4	386.3
2015 . . . . .	6	374.4
2013 . . . . .	7	384.5
2012 . . . . .	1	427.9
2011 . . . . .	2	428.0
2010 . . . . .	8	363.8
2009 . . . . .	3	397.3
2008 . . . . .	5	365.4
2007 . . . . .	1	411.3
2005 . . . . .	7	352.0
2004 . . . . .	7	411.3

## FORCING THE ISSUE

The Patriots lead the NFL with a +194 turnover margin since the 1994 season.

### NFL TURNOVER MARGIN SINCE 1994

Team	Turnover Margin
<b>New England</b> . . . . .	<b>+194</b>
Kansas City . . . . .	+137
Green Bay . . . . .	+99

## STRONG IN THE SECOND HALF

Since 2001, the Patriots have done a remarkable job of finishing the season strong, compiling an NFL-best 105-29 (.784) record in games on or after Thanksgiving.

### PATRIOTS BEFORE AND AFTER THANKSGIVING SINCE 2001

Season	Pre-Thanksgiving	Post-Thanksgiving	Overall
2001 . . . . .	5-5 (.500)	9-0 (1.000)	14-5*
2002 . . . . .	6-5 (.545)	3-2 (.600)^	9-7
2003 . . . . .	9-2 (.818)	8-0 (1.000)	17-2*
2004 . . . . .	9-1 (.900)	8-1 (.889)	17-2*
2005 . . . . .	6-4 (.600)	5-3 (.625)	11-7*
2006 . . . . .	7-3 (.700)	7-2 (.777)	14-5*
2007 . . . . .	10-0 (1.000)	8-1 (.889)	18-1*
2008 . . . . .	7-4 (.636)	4-1 (.800)	11-5
2009 . . . . .	7-3 (.700)	3-4 (.429)	10-7*
2010 . . . . .	8-2 (.800)	6-1 (.857)^	14-3*
2011 . . . . .	7-3 (.700)	8-1 (.889)	15-4*
2012 . . . . .	7-3 (.700)	6-2 (.750)^	13-5*
2013 . . . . .	8-3 (.727)	5-2 (.833)	13-5*
2014 . . . . .	9-2 (.818)	6-2 (.750)	15-4*
2015 . . . . .	10-0 (1.000)	3-5 (.375)	13-5*
2016 . . . . .	8-2 (.800)	9-0 (1.000)	17-2*
2017 . . . . .	8-2 (.800)	7-2 (.777)	15-4*
<b>Totals</b>	<b>131-44 (.749)</b>	<b>105-29 (.784)</b>	<b>236-73</b>

\*Includes playoffs

^Includes games played on Thanksgiving

### BEST RECORDS ON OR AFTER THANKSGIVING SINCE 2001 (Regular Season and Playoffs)

Team	W	L	T	Pct.
<b>New England</b> . . . . .	<b>105</b>	<b>29</b>	<b>0</b>	<b>.784</b>
Pittsburgh . . . . .	85	37	0	.697
Green Bay . . . . .	76	46	0	.623
Indianapolis . . . . .	72	49	0	.595
Seattle . . . . .	71	50	0	.587

## SHARP AT GILLETTE

The Patriots concluded a 20-game home winning streak with a 24-20 loss to the New York Giants on Nov. 6, 2011. It was the longest home win streak in team history. The Patriots own an overall record of 107-21 (.836) at Gillette Stadium in regular season games. The NFL record for most consecutive home victories is 27, achieved by Miami from 1971-74.

### HIGHEST HOME WINNING PCT. SINCE 1970 (Minimum 25 Games)

Team	Stadium	W-L-T	Win Pct.
<b>New England</b> . . . . .	<b>Gillette Stadium</b> . . . . .	<b>107-21-0</b>	<b>.836</b>
Miami . . . . .	Orange Bowl . . . . .	101-22-1	.819
Minnesota . . . . .	Metropolitan Stadium	64-23-1	.733
Pittsburgh . . . . .	Heinz Field . . . . .	99-36-1	.732
LA Rams . . . . .	Memorial Coliseum . . . . .	53-20-2	.726

### LONGEST HOME WINNING STREAK/PATRIOTS HISTORY (Regular Season)

Streak	First Win	Last Win
20 . . . . .	Dec. 21, 2008 . . . . .	Oct. 16, 2011
18 . . . . .	Dec. 29, 2002 . . . . .	Sept. 8, 2005
16 . . . . .	Dec. 30, 2012 . . . . .	Dec. 28, 2014
12 . . . . .	Nov. 26, 2006 . . . . .	Sept. 7, 2008
10 . . . . .	Sept. 18, 1976 . . . . .	Oct. 30, 1977



# PATRIOTS REFERENCE NOTES

## WHAT'S THE POINT?

During the past 18 seasons, the Patriots defense has always ranked higher in points allowed than in yards allowed except for 2007, when both ranked fourth, and in 2015.

Year	Avg. Points Allowed	Avg. Yds Allowed
<b>2017</b>	<b>18.5 (5)</b>	<b>366.0 (29)</b>
2016	15.6 (1)	326.4 (8)
2015	19.7 (10)	339.4 (9)
2014	19.5 (8)	344.1 (13)
2013	21.1 (10)	373.1 (26)
2012	20.7 (9t)	373.3 (25)
2011	21.4 (15)	411.1 (31)
2010	19.6 (8)	365.5 (25)
2009	17.8 (5)	320.2 (11)
2008	19.3 (8)	309.0 (10)
2007	17.1 (4)	288.3 (4)
2006	14.8 (2)	294.4 (6)
2005	21.1 (17)	330.2 (26)
2004	16.3 (2t)	310.6 (9)
2003	14.9 (1)	291.6 (7)
2002	21.6 (17)	336.1 (23)
2001	17.0 (6)	334.5 (24)
2000	21.1 (17)	334.6 (20)

## TOP OFFENSE

The Patriots had finished in the top 10 in offense for seven straight seasons (2007-13), second only to the 11 straight by New Orleans (2006-16). The NFL record for the most consecutive seasons finishing in the top 10 in offense since the merger in 1970 is the San Francisco 49ers with 15 (1982-96).

## IN A RUSH FOR THE END ZONE

Since 2003, the Patriots are the only team to average at least one rushing touchdown per game. The Patriots have 260 rushing touchdowns in 240 games.

### RUSHING TOUCHDOWNS SINCE 2003 (Regular Season)

Team	Rush TDs since 2003
<b>New England</b>	<b>260</b>
Kansas City	237
Minnesota	228
Carolina	226
New Orleans	225
Philadelphia	221
LA Chargers	220
Atlanta	215

## HISTORIC SCORING CLIP

The Patriots had a historic scoring output over a three-game span in October and November 2014. New England tied a team record by scoring 40 or more points in three consecutive games from Oct. 26 to Nov. 16. The Patriots also scored 40 or more in three straight games in 2007. The Patriots have scored 40 or more points 62 times in team history, including 35 times since Bill Belichick became head coach in 2000, and 19 times since 2010.

### PATRIOTS HISTORY / MOST CONSECUTIVE GAMES WITH 40+ POINTS

Gm	Year	Game 1	Game 2	Game 3
<b>3</b>	<b>2014</b>	<b>10/26/14 (51-23 v. CHI)</b>	<b>11/02/14 (43-21 v. DEN)</b>	<b>11/16/14 (42-20 @ IND)</b>
3	2007	10/14/07 (48-27 @ DAL)	10/21/07 (49-28 @ MIA)	10/28/07 (52-7 v. WAS)
2	1962	09/21/62 (41-16 v. DEN)	10/06/62 (43-14 @ NYT)	
2	2002	09/15/02 (44-7 @ NYJ)	09/22/02 (41-38 v. KC)	
2	2008	12/14/08 (49-26 @ OAK)	12/21/08 (47-7 v. ARZ)	
2	2010	11/25/10 (45-24 @ DET)	12/06/10 (45-3 v. NYJ)	
2	2012	11/18/12 (59-24 v. IND)	11/22/12 (49-19 @ NYJ)	
2	2015	09/20/15 (40-32 @ BUF)	09/27/15 (51-17 vs. JACK)	

## SCORING FLURRY

The Patriots scored three touchdowns in a 57-second span during the final two minutes of the first half against Chicago on Oct. 26, 2014 to turn a 17-7 lead into a 38-7 cushion. It was the fastest three-touchdown flurry in the NFL since the Patriots had three touchdowns in 52 seconds against the New York Jets on Nov. 22, 2012. The Patriots are one of three teams to score three touchdowns in under a minute since the 1970 merger, and are the only team to have achieved the feat twice.

### NFL TEAMS TO SCORE THREE TDs IN LESS THAN 1 MINUTE

- 2014 New England Patriots vs. Chicago Bears (10/26/14)
- 2012 New England Patriots at New York Jets (11/22/12)
- 2002 Seattle Seahawks vs. Minnesota Vikings (09/29/02)
- 1998 Atlanta Falcons vs. Carolina Panthers (10/04/98)

### HOW THE PATRIOTS SCORED THREE TOUCHDOWNS IN 57 SECONDS:

- ★ Rob Gronkowski got the scoring started by hauling in a 2-yard touchdown pass from Tom Brady with 1:57 left in the first half to make the score 24-7 and cap off a 10-play, 80-yard drive.
- ★ After the Patriots defense forced a quick three-and-out, a 42-yard Julian Edelman punt return gave New England possession at the Chicago 9-yard line, and Brady found Brandon LaFell for a 9-yard touchdown on the next play to give the Patriots a 31-7 lead with 1:07 left in the first half.
- ★ On the Bears' first play following the LaFell touchdown, Zach Moore forced a Jay Cutler fumble that was recovered by Rob Ninkovich and returned for a 15-yard touchdown and a 38-7 Patriots lead with 55 seconds left in the first half.

## A COMEBACK FOR THE AGES

The Patriots came back from a 24-point deficit to defeat the Broncos, 34-31, in overtime in a Sunday Night Football matchup on Nov. 24, 2013, marking the largest regular season comeback win in team history, after trailing 24-0 at half-time.

New England's previous best comeback win was from a 23-0 deficit to win, 38-23, vs. Seattle (9/16/84). The Patriots also came back from 22 points down to win at the New York Giants, 23-22 (12/21/96). The Patriots have come from 21 points down to win four times, most recently vs. Buffalo (1/1/12).



# PATRIOTS

## PLAYOFF NOTES

### ALL-TIME PLAYOFF RESULTS

The Patriots have compiled a 34-20 record in their 54 playoff games and their .630 playoff winning percentage is second-best in NFL history among teams that have played at least 15 playoff games.

#### PATRIOTS PLAYOFF RECORD BY ROUND

Round	Record
First Round*	0-1
Wild Card Round	4-3
Divisional Round	15-6
AFC Championship	10-4
AFL Championship	0-1
Super Bowl	5-5
<b>Total</b>	<b>34-20</b>

\* 1982 Strike Season

#### ALL-TIME BEST NFL PLAYOFF RECORDS (Minimum 15 Postseason Games)

Team	Wins	Losses	Win Pct.
Baltimore Ravens	15	8	.652
<b>New England Patriots</b>	<b>34</b>	<b>20</b>	<b>.630</b>
Green Bay Packers	34	22	.607
San Francisco 49ers	30	20	.600
Pittsburgh Steelers	36	25	.590
Oakland/L.A. Raiders	25	19	.568
Dallas Cowboys	34	27	.557

#### MOST POSTSEASON WINS ALL-TIME

Team	Wins
Pittsburgh Steelers	36
<b>New England Patriots</b>	<b>34</b>
Dallas Cowboys	34
Green Bay Packers	34
San Francisco 49ers	30
Oakland Raiders	25

### PATRIOTS IN THE PLAYOFFS

The Patriots have qualified for the playoffs 25 times in their 58-year history. Nineteen of those playoff berths have come in the 24 seasons since Robert Kraft purchased the team in 1994, a dramatic contrast to the six total playoff berths the team earned in its first 34 years of existence. The Patriots have won 20 division crowns, including 15 in the last 17 seasons and 17 of which have come since Robert Kraft's purchase in 1994.

#### PATRIOTS PLAYOFF SEASONS (25)

Year	How Qualified	Seed	Record	Result
2017	Division Champions	1	2-1	AFC Champions
2016	Division Champions	1	3-0	Super Bowl Champions
2015	Division Champions	2	1-1	AFC Championship Game
2014	Division Champions	1	3-0	Super Bowl Champions
2013	Division Champions	2	1-1	AFC Championship Game
2012	Division Champions	2	1-1	AFC Championship Game
2011	Division Champions	1	2-1	AFC Champions
2010	Division Champions	1	0-1	AFC Divisional Round
2009	Division Champions	3	0-1	Wild Card Round
2007	Division Champions	1	2-1	AFC Champions
2006	Division Champions	4	2-1	AFC Championship Game
2005	Division Champions	4	1-1	AFC Divisional Round
2004	Division Champions	2	3-0	Super Bowl Champions
2003	Division Champions	1	3-0	Super Bowl Champions
2001	Division Champions	2	3-0	Super Bowl Champions
1998	Wild Card	6	0-1	Wild Card Round
1997	Division Champions	3	1-1	AFC Divisional Round
1996	Division Champions	2	2-1	AFC Champions
1994	Wild Card	5	0-1	Wild Card Round

\* Kraft era begins

1986	Division Champions	3	0-1	AFC Divisional Round
1985	Wild Card	5	3-1	AFC Champions
1982*	16-Team Format	7	0-1	First Round
1978	Division Champions	2	0-1	AFC Divisional Round
1976	Wild Card	4	0-1	AFC Divisional Round
1963	Division Champions	1	1-1	AFL Championship Game

\* Strike Year

34-20 Record

Bold indicates Kraft era

### PLAYOFF BERTHS UNDER KRAFT

New England has qualified for the playoffs 25 times in its 58-year history. The Patriots have earned 19 of those playoff berths in the 24 seasons since Robert Kraft purchased the team in 1994. New England has won 20 division crowns overall (19 AFC East crowns) and has qualified as a Wild Card team on four occasions (1998, 1994, 1985 and 1976). The Patriots also qualified for the playoffs in 1982 as part of a 16-team tournament following a players' strike.



### ANNUAL ACHIEVEMENT

The Patriots won more than half of their games for the 17th straight year in 2017. They are the first team to win more than half of their games in 17 straight seasons since free agency began in 1993.

The Patriots are also the first team to win more than half of their games in 17 straight seasons since the 1970 AFL-NFL merger, moving past the 49ers (16 straight from 1983-98) and the Cowboys (16 straight from 1970-85).

The Patriots have now won nine or more games in 21 of the 24 seasons Robert Kraft has owned the team.

#### MOST CONSECUTIVE WINNING SEASONS (Since 1970 NFL Merger)

Team	Winning Seasons
<b>New England Patriots (2001-17)</b>	<b>17</b>
San Francisco 49ers (1983-98)	16
Dallas Cowboys (1970-85)	16
Oakland Raiders (1970-80)	11

#### MOST CONSECUTIVE WINNING SEASONS ALL-TIME

Team	Winning Seasons
Dallas (1966-85)	20
<b>New England (2001-17)</b>	<b>17</b>
San Francisco (1983-98)	16
Oakland (1965-80)	16
Chicago (1930-44)	15
Green Bay (1934-47)	14
Cleveland (1957-69)	13

### CONTINUED ADVANCEMENT

#### TEAMS TO WIN AT LEAST ONE PLAYOFF GAME IN CONSECUTIVE SEASONS

Team	Consecutive Seasons	Years	Wins
<b>New England Patriots</b>	<b>7</b>	<b>2011-17</b>	<b>13</b>
Dallas Cowboys	6	1991-96	12
Seattle Seahawks	5	2012-16	8
New England Patriots	5	2003-07	11
Baltimore Ravens	5	2008-12	9
Philadelphia Eagles	5	2000-04	7
Green Bay Packers	5	1993-97	9
Oakland Raiders	5	1973-77	7

### 2017 AFC EAST CHAMPIONS

The Patriots claimed the AFC East Division title for the ninth consecutive season and for the 17th time under Robert Kraft in 2017.

#### DIVISION CHAMPIONSHIPS SINCE 1994

<b>New England Patriots</b>	<b>17</b>
Pittsburgh Steelers	13
Green Bay Packers	12
Indianapolis Colts	10





# PATRIOTS

## PLAYOFF NOTES

### PLAYOFF TRENDS SINCE 1970

#### PATRIOTS PLAYOFF TRENDS (SINCE 1970 NFL MERGER)

All-Time (33-19)	Record
vs. AFC	28-14
vs. NFC	5-5
Home	22-4
Away	6-10
Leading at Halftime	24-4
Trailing at Halftime	6-13
Tied at Halftime	3-2
Leading After 3 Quarters	24-4
Tied After 3 Quarters	3-0
Trailing After 3 Quarters	6-15
Decided by 7 Points or Fewer	14-9
Decided by 3 Points or Fewer	7-4
When Scoring First	24-7
When Not Scoring First	9-12
Positive Turnover Ratio	21-1
Even Turnover Ratio	5-5
Negative Turnover Ratio	7-13
Winning or Even Penalty Ratio	26-4
Losing Penalty Ratio	7-15
With a 100-Yard Rusher	9-0
Without a 100-Yard Rusher	24-19
With a 100-Yard Receiver	17-8
Without a 100-Yard Receiver	16-11
When Allowing a 100-Yard Rusher	4-5
When Not Allowing a 100-Yard Rusher	29-14
When Allowing a 100-Yard Receiver	7-8
When Not Allowing a 100-Yard Receiver	26-11
With a 300-Yard Passer	10-4
Without a 300-Yard Passer	23-15
Allowing a 300-Yard Passer	7-3
Not Allowing a 300-Yard Passer	26-16

### MOST PLAYOFF WINS IN A DECADE

The Patriots won 14 playoff games in the decade from 2000-09, tying the 1970s Pittsburgh Steelers and Dallas Cowboys for the most playoff victories by any NFL team in a decade.

#### MOST PLAYOFF VICTORIES IN A DECADE

Team	Decade	Playoff Wins	Championships
New England	2000s	14	2001, 2003, 2004
Dallas	1970s	14	1971, 1977
Pittsburgh	1970s	14	1974, 1975, 1978, 1979
New England	2010-present	13	2014, 2016
San Francisco	1980s	13	1981, 1984, 1988, 1989
Dallas	1990s	12	1992, 1993, 1995
Washington	1980s	11	1982, 1987
Buffalo	1990s	10	-
Philadelphia	2000	10	-
Pittsburgh	2000s	10	2005, 2008

### SUSTAINED PLAYOFF SUCCESS

The Patriots won 11 playoff games from 2003-07, tying the NFL's highest playoff victory total over a five-season span.

#### MOST PLAYOFF VICTORIES IN A FIVE-YEAR SPAN

Team	5-Year Span	Playoff Wins	SB Wins
New England Patriots	2003-07	11	2
Dallas Cowboys	1991-95	11	3
Dallas Cowboys	1992-96	11	3
New England Patriots	2013-17	10	2
New England Patriots	2001-05	10	3
Pittsburgh Steelers	1974-78	10	3
Pittsburgh Steelers	1975-79	10	3
New England Patriots	2012-16	9	2
Buffalo Bills	1990-94	9	0
Green Bay Packers	1993-97	9	1
Baltimore Ravens	2008-12	9	1

### PATS REACH 50 PLAYOFF GAMES

The Patriots are one of five NFL teams with 50 postseason games. Super Bowl LII was the Patriots 54th postseason game.

#### MOST POSTSEASON GAMES PLAYED

Team	Postseason Games Played
Dallas	61
Pittsburgh	61
Green Bay	56
New England	54
San Francisco	50

### PATRIOTS AT HOME IN THE PLAYOFFS

The Patriots are 22-4 (.846) at home in the playoffs in their history. Twenty-five of the franchise's 26 home playoff games have taken place since Robert Kraft purchased the team 24 years ago. After Kraft bought the team, the Patriots won 11 consecutive home playoff games before experiencing a home loss.

#### PATRIOTS AT HOME IN THE PLAYOFFS (22-4)

Date	Round	Opponent	W/L	Score
01/21/18	AFC Championship	Jacksonville	W	24-20
01/13/18	AFC Divisional	Tennessee	W	35-14
01/22/17	AFC Championship	Pittsburgh	W	36-17
01/14/17	AFC Divisional	Houston	W	34-16
01/16/16	AFC Divisional	Kansas City	W	27-20
01/18/15	AFC Championship	Indianapolis	W	45-7
01/10/15	AFC Divisional	Baltimore	W	35-31
01/11/14	AFC Divisional	Indianapolis	W	43-22
01/20/13	AFC Championship	Baltimore	L	13-28
01/13/13	AFC Divisional	Houston	W	41-28
01/22/12	AFC Championship	Baltimore	W	23-20
01/14/12	AFC Divisional	Denver	W	45-10
01/16/11	AFC Divisional	N.Y. Jets	L	21-28
01/10/10	AFC Wild Card	Baltimore	L	14-33
01/20/08	AFC Championship	San Diego	W	21-12
01/12/08	AFC Divisional	Jacksonville	W	31-20
01/07/07	AFC Wild Card	N.Y. Jets	W	37-16
01/07/06	AFC Wild Card	Jacksonville	W	28-3
01/16/05	AFC Divisional	Indianapolis	W	20-3
01/18/04	AFC Championship	Indianapolis	W	24-14
01/10/04	AFC Divisional	Tennessee	W	17-14
01/19/02	AFC Divisional	Oakland	W	16-13 (OT)
12/28/97	AFC Wild Card	Miami	W	17-3
01/12/97	AFC Championship	Jacksonville	W	20-6
01/05/97	AFC Divisional	Pittsburgh	W	28-3
12/31/78	AFC Divisional	Houston	L	14-31

## HOME DOMINANCE

The Patriots have a 22-4 (.846) all-time record in home playoff games. The Patriots' .846 winning percentage at home in the postseason is first among teams with at least 15 home playoff games and their 22 wins are the most. The Patriots are one of four teams with at least 20 wins at home. Pittsburgh has 21 home wins in the postseason, followed by Dallas (20) and San Francisco (20).

TEAM	RECORD	PCT.
New England	22-4	.846
Oakland	19-5	.792
Green Bay	18-5	.783
Denver	17-5	.773
Washington	13-5	.722
Dallas	20-9	.690
San Francisco	20-9	.690



# PATRIOTS FOOTBALL Network

The **Patriots Football Network (PFN)** is the full portfolio of media offerings from the five-time Super Bowl Champion New England Patriots. PFN provides Patriots content produced both in-house and with media partners spanning print, television, radio and the Internet.

## PATRIOTS ALL ACCESS

The Emmy Award-winning "Patriots All-Access" airs weekly throughout the season on WBZ-TV Channel 4 in Boston and regional affiliates in Hartford, Providence, Springfield, Burlington, Portland and Bangor. "Patriots All-Access" features exclusive behind-the-scenes access and in-depth weekly features on Patriots players and personnel. Hosted by WBZ's Steve Burton, the show features weekly sit-downs with Bill Belichick including the popular "Belestrator" segment where the coach breaks down upcoming opponents with Scott Zolak.

"Patriots All-Access" airs Fridays from 7-8 p.m. on **WBZ-TV** and Sunday from 9-10 a.m. on **myTV38** in Boston. Check **local listings for airtime.**



## PATRIOTS THIS WEEK

**PATRIOTS THIS WEEK:** Insider information. Passionate debate. Timely analysis. That's what "Patriots This Week" delivers. The show, hosted by Bob Socci with former Patriots Scott Zolak and Matt Chatham, is a fast-paced, half-hour of football talk. From breaking down the previous contest to game planning the next opponent, there's no better way to get ready for football than "Patriots This Week" — every Saturday night at 10:30 p.m. on NBC Sports Boston.



## PATRIOTS.COM



Patriots.com features daily updates and exclusive content from the writers of *Patriots Football Weekly*, offering everything from breaking news to player features and the popular "Ask PFW" postings.

### VIDEO

The Patriots offer video ready for any device with a screen. Live video includes every Coach Belichick and Tom Brady press conferences, the Dunkin Donuts pregame and Xbox One postgame shows and other events such as special episodes of Patriots All Access and the Patriots Hall of Fame induction ceremony. On demand video ranges from daily news updates, special features, player interviews, game highlights and Patriots Cheerleaders. Video offerings also include exclusive content such as postgame locker room celebrations and "Belichick Break-downs" where coach gives his unique insight into opponents and plays.

### AUDIO

Live, original radio shows and on demand podcasts produced from the studios at Gillette Stadium are available on Patriots.com, the Patriots app, TuneIn Radio, iTunes and other podcast platforms. The line-up includes "PFW in Progress," the team's flagship show featuring the writers from Patriots Football Weekly, "Patriots Playbook" with John Rooke, The Bob Socci Show, Fantasy Football Champs and the Cover 2 Podcast with Don Banks and Nick Stevens.

Additional audio content includes, every press conference and conference call, player interviews, Training Camp-cast, Patriots Roster Report, Patriots Prospect Reports and special live NFL Draft shows. Wherever there's a speaker, there's Patriots audio, anytime, anywhere. Check Patriots.com for in-season and out-of-season schedules.

### PHOTOS

The Patriots in-house photographers produce the largest selection of Patriots game action and behind-the-scenes photos in the world. Hundreds of player and cheerleader galleries will keep you clicking!

### LIFESTYLE

The action doesn't stop with the final whistle. That's why the Patriots started its Lifestyle section a few years ago. Find out what the players are doing off the field plus features on fans, fashion, food and fun!

## PATRIOTS MONDAY ON WEEI

WEEI Sports Radio broadcasts Patriots Monday each week, offering fans unique insight and analysis from Coach Belichick and Tom Brady in addition to other Patriots players. WEEI will broadcast Patriots Monday live from Gillette Stadium each Monday, kicking off with Kirk & Callahan at 6 a.m.

## PATRIOTS FRIDAY ON WAAF

WAAF broadcasts Patriots Friday each week, offering fans a look ahead at the weekend's game, match ups and rivalries. Various Patriots players will be featured on air. WAAF will broadcast Patriots Fridays each week throughout the season with Greg Hill from the Hill-Man Morning Radio Show.

## 98.5 THE SPORTS HUB PATRIOTS RADIO NETWORK

98.5 The Sports Hub is the Patriots' flagship station, broadcasting every Patriots game across its radio network and featuring broadcasting duo Bob Socci and Scott Zolak. Three hours prior to kickoff, during halftime and after the game, Marc Bertrand and Chris Gasper will be serving up all the pregame news and notes, while Jim Murray will join Bertrand for the post game news, including live sound from the postgame press conferences.



### FLAGSHIP STATION

WBZ-FM...Boston...98.5 FM  
**Massachusetts**

WBZ-FM...Boston...98.5 FM  
WAGY...Springfield...102.1 FM  
WBEC...Pittsfield...1420 AM  
WPKZ...Fitchburg...1280 AM  
WNAW...North Adams 1230 AM  
WBSM...New Bedford 1420 AM  
WVPQ...Greenfield...95.3 FM  
WSAR...Fall River...1480 AM  
WWFX...Worcester...100.1 FM  
WXTK...Hyannis...95.1 FM  
WMRC...Milford...1490 AM  
WBOQ...Gloucester...104.9 FM

### Maine

WBLM...Portland...102.9 FM  
WEBB...Augusta...98.5 FM  
WEZQ...Bangor...92.9 FM  
WOZI...Presque Isle...1390 AM

### Connecticut

WTIC...Hartford...1080 AM  
WINY...Putnam...1350 AM  
WMOS...New London...102.3 FM  
WGCH...Greenwich...1490 AM  
WINE...Brookfield...940 AM

### New Hampshire

WFNQ...Nashua...106.3 FM  
WPKG...North Conway 103.7 FM  
WSAK...Hampton...102.1 FM  
WSHK...Portsmouth/Dover 105.3 FM  
WNNH...Concord...99.1 FM  
WLNH...Laconia...98.3 FM  
WEMJ...Laconia...1490 AM  
WING...Keene...98.7 FM  
WXXX...Lebanon...100.5 FM

### Vermont

WCPV...Burlington...101.3 FM  
WDVT...Rutland...94.5 FM  
WIKI...Newport...1490 AM  
WKVT...Brattleboro...92.7 FM  
WRFK...Barre/Montpelier 107.1 FM  
WSTJ...St. Johnsbury 1340 AM

### Rhode Island

WPRO...Providence...630 AM  
WEAN...Providence...99.7 FM

### New York

WINU...Albany...104.9 FM  
WHTK...Rochester...1280 AM

### Florida

WMEN...W. Palm Beach. 640 AM



# WINNINGEST PRO SPORTS TEAMS SINCE 1994

## PATRIOTS ARE WINNINGEST PRO SPORTS FRANCHISE SINCE 1994

Since the 1994 season, the Patriots have won 69.8 percent of their regular season games (268-116), which is the highest winning percentage in major American professional sports over that period. Since 1994, there have been 145 franchises that have fielded teams in the five major American sports leagues (NFL, MLB, NBA, NHL and MLS) and completed more than two full seasons of competition.

### HIGHEST WINNING PERCENTAGE IN MAJOR AMERICAN PROFESSIONAL SPORTS, 1994-PRESENT

(Regular Season – Includes National Football League, Major League Baseball, National Basketball Association, National Hockey League and Major League Soccer)

Records updated through games of August 18, 2018

Rk.	Records since 1994	Lg.	W	L	T/OTL	PCT.
<b>1</b>	<b>New England Patriots</b>	<b>NFL</b>	<b>268</b>	<b>116</b>	<b>0</b>	<b>0.698</b>
2	San Antonio Spurs	NBA	1322	599	0	0.688
3	Pittsburgh Steelers	NFL	245	138	1	0.639
4	Detroit Red Wings	NHL	1026	533	259	0.636
5	Green Bay Packers	NFL	243	140	1	0.634
6	Denver Broncos	NFL	229	155	0	0.596
7	New Jersey Devils	NHL	944	627	247	0.587
8	New York Yankees	MLB	2309	1631	0	0.586
9	Indianapolis Colts	NFL	225	159	0	0.586
10	Dallas Stars	NHL	939	634	245	0.584
11	Philadelphia Flyers	NHL	909	617	279	0.581
12	Utah Jazz	NBA	1112	808	0	0.579
13	Los Angeles Lakers	NBA	1105	815	0	0.576
14	St. Louis Blues	NHL	922	650	247	0.575
15	Seattle Sounders FC	MLS	147	99	76	0.575
16	Oklahoma City/Seattle Thunder	NBA	1102	818	0	0.574
17	Pittsburgh Penguins	NHL	933	668	216	0.573
18	Houston Rockets	NBA	1099	821	0	0.572
19	Boston Bruins	NHL	902	645	271	0.571
20	San Jose Sharks	NHL	913	665	240	0.568
21	Washington Capitals	NHL	912	666	239	0.568
22	Miami Heat	NBA	1082	828	0	0.566
23	Colorado Avalanche/Quebec Nordiques	NHL	918	678	222	0.566
24	Philadelphia Eagles	NFL	213	169	1	0.557
25	Los Angeles Galaxy	MLS	325	243	154	0.557
26	Nashville Predators	NHL	739	568	207	0.556
27	Indiana Pacers	NBA	1063	856	0	0.554
28	Atlanta Braves	MLB	2180	1761	0	0.553
29	Dallas Mavericks	NBA	1062	858	0	0.553
30	Anaheim Ducks	NHL	876	688	254	0.552
31	Boston Red Sox	MLB	2177	1769	0	0.552
32	New York City FC	MLS	55	42	30	0.551
33	Minnesota Wild	NHL	652	520	188	0.549
34	Ottawa Senators	NHL	870	700	248	0.547
35	Chicago Blackhawks	NHL	854	697	258	0.543
36	Minnesota Vikings	NFL	208	175	1	0.543
37	Vancouver Canucks	NHL	860	704	254	0.543
38	Dallas Cowboys	NFL	208	176	0	0.542
39	Portland Trail Blazers	NBA	1040	880	0	0.542
40	St. Louis Cardinals	MLB	2135	1808	0	0.541
41	Baltimore Ravens	NFL	190	161	1	0.541
42	New York Rangers	NHL	872	724	222	0.541
43	Seattle Seahawks	NFL	207	176	1	0.540
44	Los Angeles Dodgers	MLB	2123	1822	0	0.538
45	Montreal Canadiens	NHL	853	718	247	0.537
46	Phoenix Suns	NBA	1021	899	0	0.532
47	Cleveland Indians	MLB	2094	1845	0	0.532
48	Toronto Maple Leafs	NHL	839	740	239	0.527
49	Kansas City Chiefs	NFL	202	182	0	0.526
50	Los Angeles Kings	NHL	828	735	255	0.526

**NOTES:** This analysis uses NFL rules when calculating winning percentage, counting ties as a half-win and a half-loss. For NHL teams, overtime losses (OTL) and ties from 2001-2004 (the NHL abolished ties in 2005-2006 and instituted a shootout system) are counted as ties when calculating winning percentage.

*\*The Miami Fusion were contracted following the 2001 MLS season.*

### HIGHEST WINNING PERCENTAGE AMONG BOSTON-AREA MAJOR PROFESSIONAL SPORTS TEAMS, 1994-PRESENT

(Rankings listed below are each team's overall ranking among the 145 major American pro sports teams)

Records updated through games of August 18, 2018

Rank	Team	Lg.	W	L	T/OTL	Pct.
<b>1</b>	<b>New England Patriots</b>	<b>NFL</b>	<b>268</b>	<b>116</b>	<b>0</b>	<b>0.698</b>
19	Boston Bruins	NHL	902	645	271	0.571
31	Boston Red Sox	MLB	2177	1769	0	0.552
68	Boston Celtics	NBA	975	944	0	0.508
102	New England Revolution	MLS	270	304	146	0.476